VERTICAL RESULT

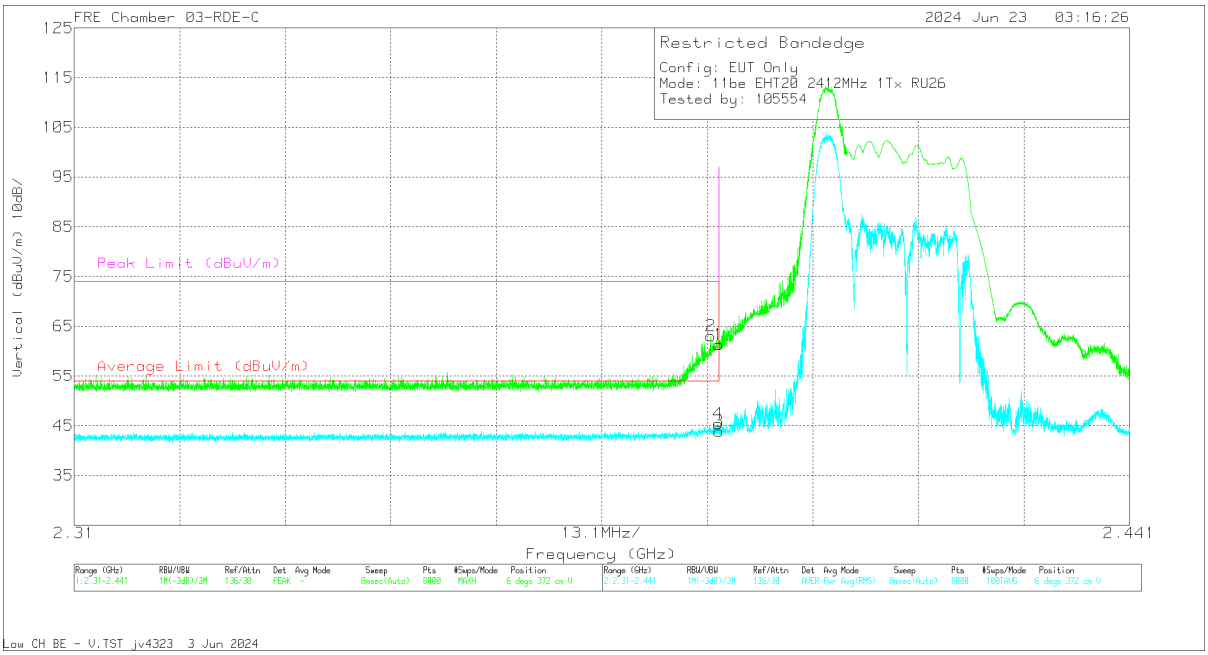

Marker	Frequency (GHz)	Meter Reading (dBuV)	Det	223084 ACF (dB/m)	DCCF (dB)	Gain/Loss (dB)	Corrected Reading (dBuV/m)	Average Limit (dBuV/m)	Margin (dB)	Peak Limit (dBuV/m)	PK Margin (dB)	Azimuth (Degs)	Height (cm)	Polarity
1	* 2.39	68.93	Pk	31.9	0	-39.5	61.33	-	-	74	-12.67	6	372	V
2	* 2.389003	70.66	Pk	31.9	0	-39.5	63.06	-	-	74	-10.94	6	372	V
3	* 2.39	50.89	RMS	31.9	.58	-39.5	43.87	54	-10.13	-	-	6	372	V
4	* 2.389969	52.39	RMS	31.9	.58	-39.5	45.37	54	-8.63	-	-	6	372	V

* - indicates frequency in 47 CFR Pt 15 / IC RSS-Restricted Band
Pk - Peak detector
RMS - RMS detection

UL Verification Inc.
47173 Benicia Street, Fremont, CA 94538; USA. TEL:(510) 319-4000 FAX:(510) 661-0888
This report shall not be reproduced except in full, without the written approval of UL Verification Inc.

ANT 3 : 26-Tone RU, Index 8

BANDEDGE (HIGH CHANNEL, CH 11)

HORIZONTAL RESULT

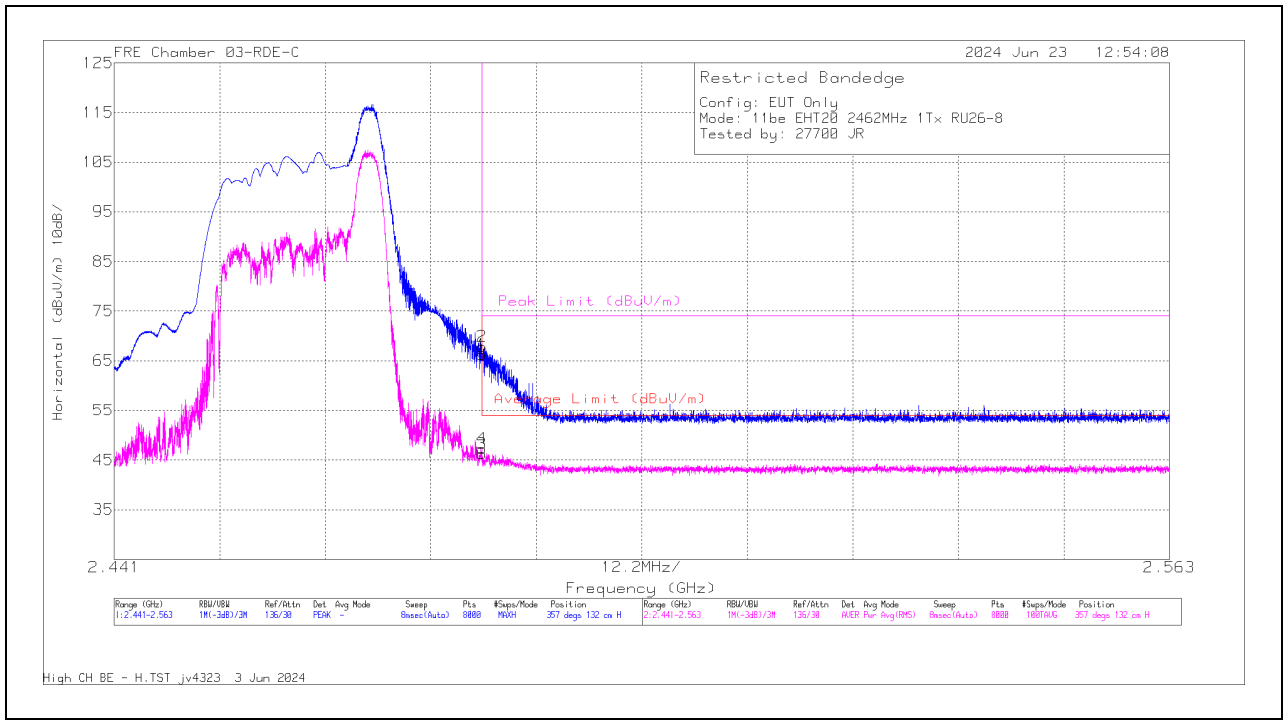

Marker	Frequency (GHz)	Meter Reading (dBuV)	Det	223084 ACF (dB/m)	DCCF (dB)	Gain/Loss (dB)	Corrected Reading (dBuV/m)	Average Limit (dBuV/m)	Margin (dB)	Peak Limit (dBuV/m)	PK Margin (dB)	Azimuth (Degs)	Height (cm)	Polarity
1	* 2.4835	73.44	Pk	32.2	0	-39.4	66.24	-	-	74	-7.76	357	132	H
2	* 2.483523	75.02	Pk	32.2	0	-39.4	67.82	-	-	74	-6.18	357	132	H
3	* 2.4835	52.89	RMS	32.2	.58	-39.4	46.27	54	-7.73	-	-	357	132	H
4	* 2.483523	53.91	RMS	32.2	.58	-39.4	47.29	54	-6.71	-	-	357	132	H

* - indicates frequency in 47 CFR Pt 15 / IC RSS-Restricted Band
Pk - Peak detector
RMS - RMS detection

UL Verification Inc.
47173 Benicia Street, Fremont, CA 94538; USA. TEL:(510) 319-4000 FAX:(510) 661-0888
This report shall not be reproduced except in full, without the written approval of UL Verification Inc.

VERTICAL RESULT

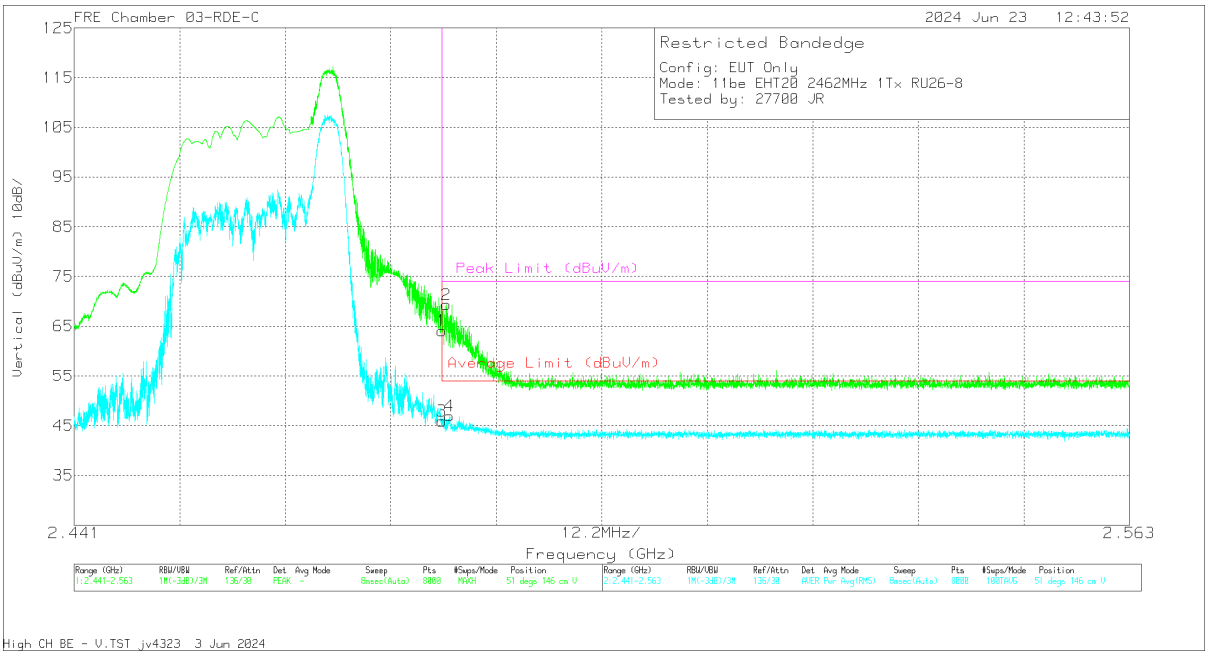

Marker	Frequency (GHz)	Meter Reading (dBuV)	Det	223084 ACF (dB/m)	DCCF (dB)	Gain/Loss (dB)	Corrected Reading (dBuV/m)	Average Limit (dBuV/m)	Margin (dB)	Peak Limit (dBuV/m)	PK Margin (dB)	Azimuth (Degs)	Height (cm)	Polarity
1	* 2.4835	71.25	Pk	32.2	0	-39.4	64.05	-	-	74	-9.95	51	146	V
2	* 2.484026	76.52	Pk	32.2	0	-39.4	69.32	-	-	74	-4.68	51	146	V
3	* 2.4835	52.55	RMS	32.2	.58	-39.4	45.93	54	-8.07	-	-	51	146	V
4	* 2.484377	53.6	RMS	32.2	.58	-39.4	46.98	54	-7.02	-	-	51	146	V

* - indicates frequency in 47 CFR Pt 15 / IC RSS-Restricted Band
Pk - Peak detector
RMS - RMS detection

UL Verification Inc.
47173 Benicia Street, Fremont, CA 94538; USA. TEL:(510) 319-4000 FAX:(510) 661-0888
This report shall not be reproduced except in full, without the written approval of UL Verification Inc.

BANDEDGE (HIGH CHANNEL, CH 12)

HORIZONTAL RESULT

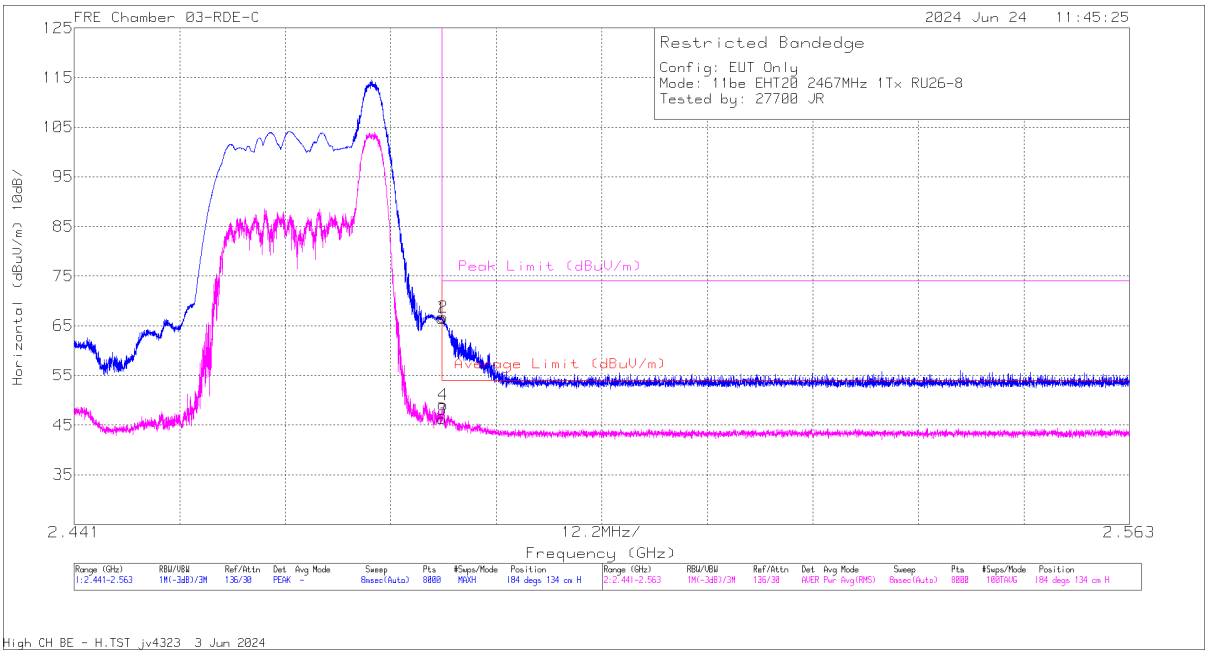

Marker	Frequency (GHz)	Meter Reading (dBuV)	Det	223084 ACF (dB/m)	DCCF (dB)	Gain/Loss (dB)	Corrected Reading (dBuV/m)	Average Limit (dBuV/m)	Margin (dB)	Peak Limit (dBuV/m)	PK Margin (dB)	Azimuth (Degs)	Height (cm)	Polarity
1	* 2.4835	73.7	Pk	32.2	0	-39.4	66.5	-	-	74	-7.5	184	134	H
2	* 2.483645	73.97	Pk	32.2	0	-39.4	66.77	-	-	74	-7.23	184	134	H
3	* 2.4835	52.85	RMS	32.2	.58	-39.4	46.23	54	-7.77	-	-	184	134	H
4	* 2.48369	55.65	RMS	32.2	.58	-39.4	49.03	54	-4.97	-	-	184	134	H

* - indicates frequency in 47 CFR Pt 15 / IC RSS-Restricted Band
Pk - Peak detector
RMS - RMS detection

UL Verification Inc.
47173 Benicia Street, Fremont, CA 94538; USA. TEL:(510) 319-4000 FAX:(510) 661-0888
This report shall not be reproduced except in full, without the written approval of UL Verification Inc.

VERTICAL RESULT

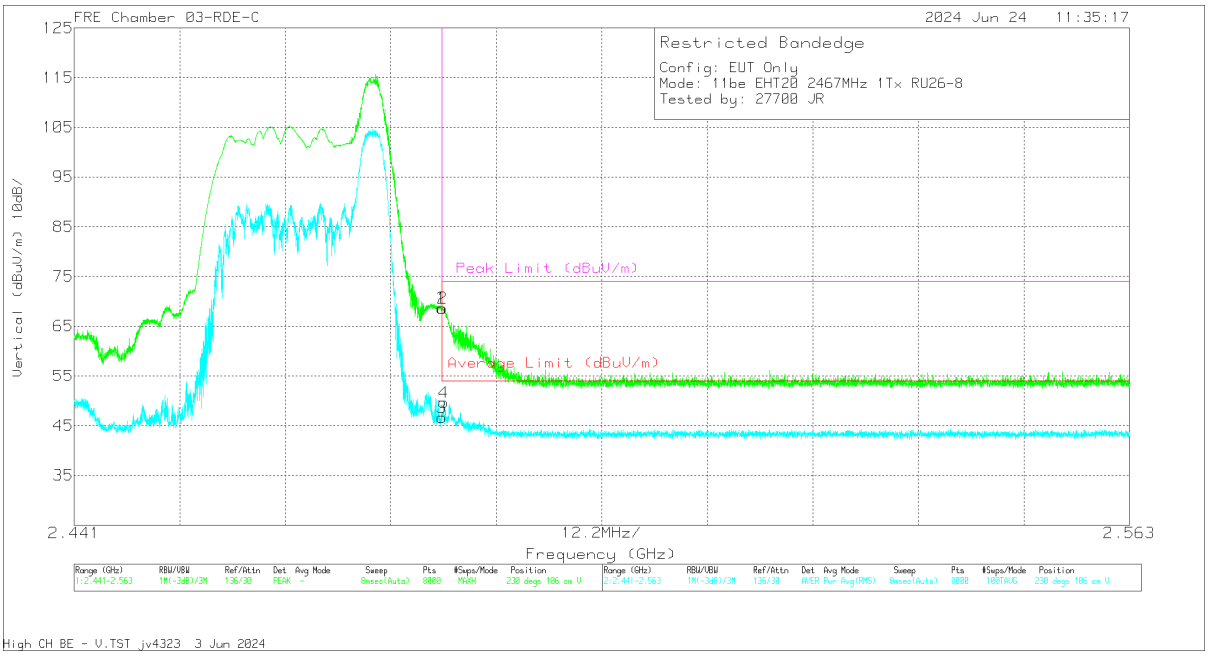

Marker	Frequency (GHz)	Meter Reading (dBuV)	Det	223084 ACF (dB/m)	DCCF (dB)	Gain/Loss (dB)	Corrected Reading (dBuV/m)	Average Limit (dBuV/m)	Margin (dB)	Peak Limit (dBuV/m)	PK Margin (dB)	Azimuth (Degs)	Height (cm)	Polarity
1	* 2.4835	75.83	Pk	32.2	0	-39.4	68.63	-	-	74	-5.37	230	106	V
2	* 2.483568	75.83	Pk	32.2	0	-39.4	68.63	-	-	74	-5.37	230	106	V
3	* 2.4835	53.27	RMS	32.2	.58	-39.4	46.65	54	-7.35	-	-	230	106	V
4	* 2.483721	56.26	RMS	32.2	.58	-39.4	49.64	54	-4.36	-	-	230	106	V

* - indicates frequency in 47 CFR Pt 15 / IC RSS-Restricted Band
Pk - Peak detector
RMS - RMS detection

UL Verification Inc.
47173 Benicia Street, Fremont, CA 94538; USA. TEL:(510) 319-4000 FAX:(510) 661-0888
This report shall not be reproduced except in full, without the written approval of UL Verification Inc.

BANDEDGE (HIGH CHANNEL, CH 13)

HORIZONTAL RESULT

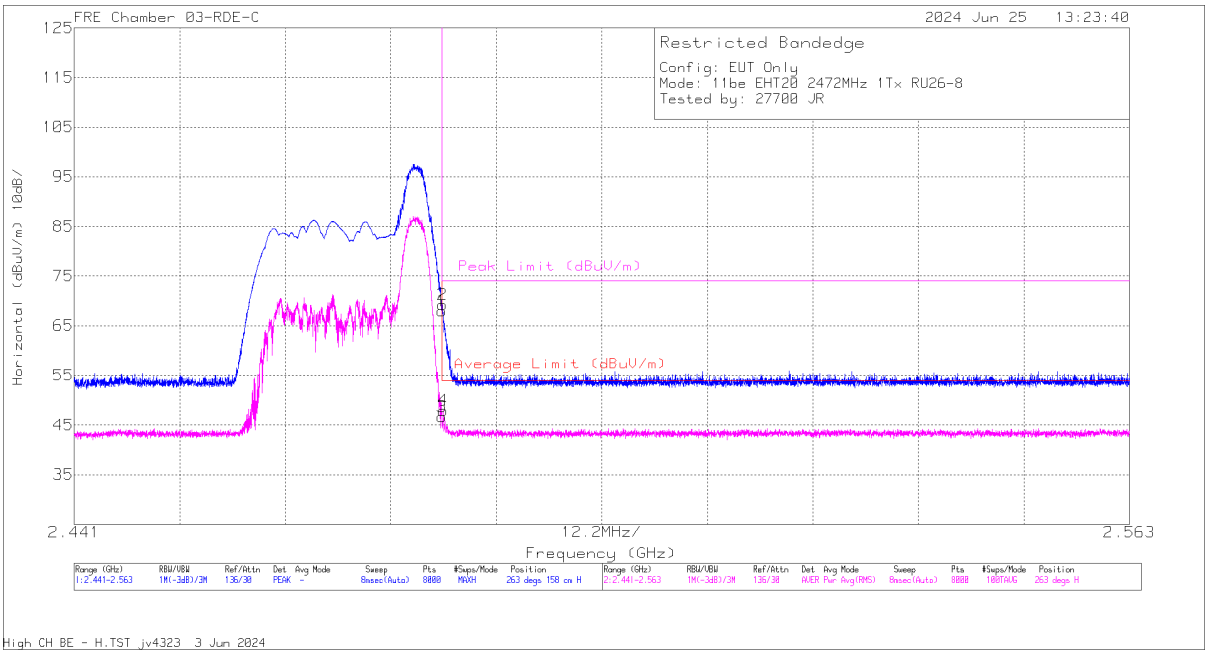

Marker	Frequency (GHz)	Meter Reading (dBuV)	Det	223084 ACF (dB/m)	DCCF (dB)	Gain/Loss (dB)	Corrected Reading (dBuV/m)	Average Limit (dBuV/m)	Margin (dB)	Peak Limit (dBuV/m)	PK Margin (dB)	Azimuth (Degs)	Height (cm)	Polarity
1	* 2.4835	75.18	Pk	32.2	0	-39.4	67.98	-	-	74	-6.02	263	158	H
2	* 2.483568	76.5	Pk	32.2	0	-39.4	69.3	-	-	74	-4.7	263	158	H
3	* 2.4835	53.34	RMS	32.2	.58	-39.4	46.72	54	-7.28	-	-	263	158	H
4	* 2.48369	54.54	RMS	32.2	.58	-39.4	47.92	54	-6.08	-	-	263	158	H

* - indicates frequency in 47 CFR Pt 15 / IC RSS-Restricted Band
Pk - Peak detector
RMS - RMS detection

UL Verification Inc.
47173 Benicia Street, Fremont, CA 94538; USA. TEL:(510) 319-4000 FAX:(510) 661-0888
This report shall not be reproduced except in full, without the written approval of UL Verification Inc.

VERTICAL RESULT

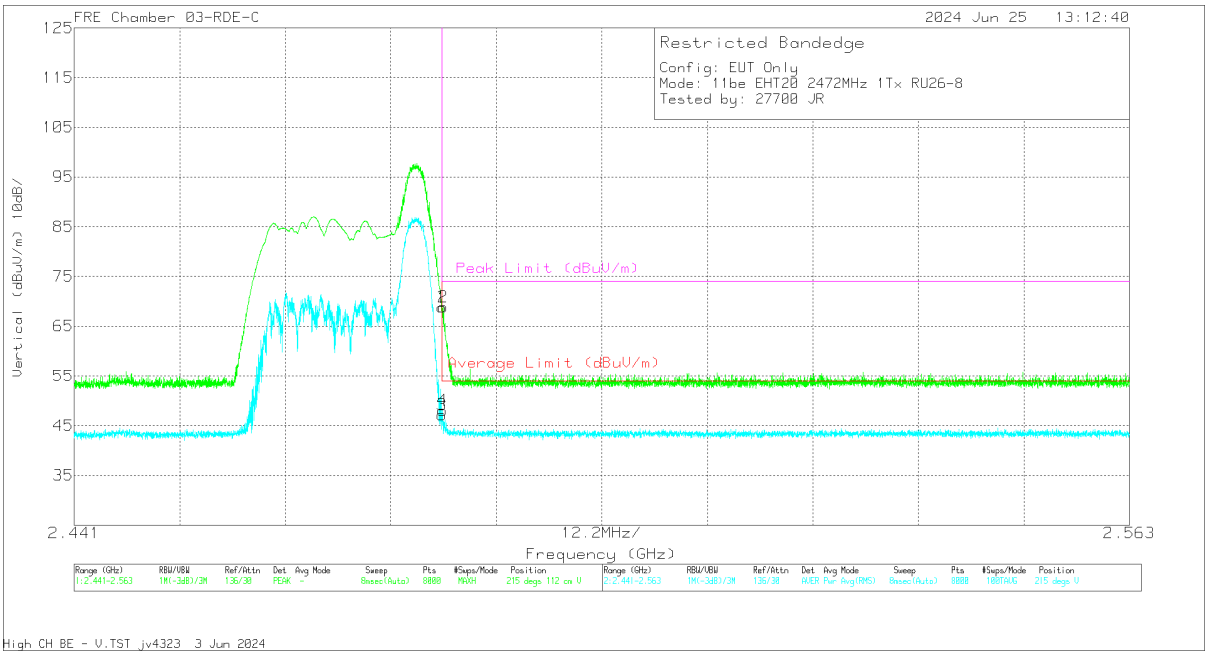

Marker	Frequency (GHz)	Meter Reading (dBuV)	Det	223084 ACF (dB/m)	DCCF (dB)	Gain/Loss (dB)	Corrected Reading (dBuV/m)	Average Limit (dBuV/m)	Margin (dB)	Peak Limit (dBuV/m)	PK Margin (dB)	Azimuth (Degs)	Height (cm)	Polarity
1	* 2.4835	76	Pk	32.2	0	-39.4	68.8	-	-	74	-5.2	215	112	V
2	* 2.483629	76.06	Pk	32.2	0	-39.4	68.86	-	-	74	-5.14	215	112	V
3	* 2.4835	53.8	RMS	32.2	.58	-39.4	47.18	54	-6.82	-	-	215	112	V
4	* 2.483599	54.64	RMS	32.2	.58	-39.4	48.02	54	-5.98	-	-	215	112	V

* - indicates frequency in 47 CFR Pt 15 / IC RSS-Restricted Band
Pk - Peak detector
RMS - RMS detection

UL Verification Inc.
47173 Benicia Street, Fremont, CA 94538; USA. TEL:(510) 319-4000 FAX:(510) 661-0888
This report shall not be reproduced except in full, without the written approval of UL Verification Inc.

10.1.7. 802.11be EHT20 MIMO MODE, BANDEDGE

ANT 4 + ANT 3 : SU

BANDEDGE (LOW CHANNEL, CH 1)

HORIZONTAL RESULT

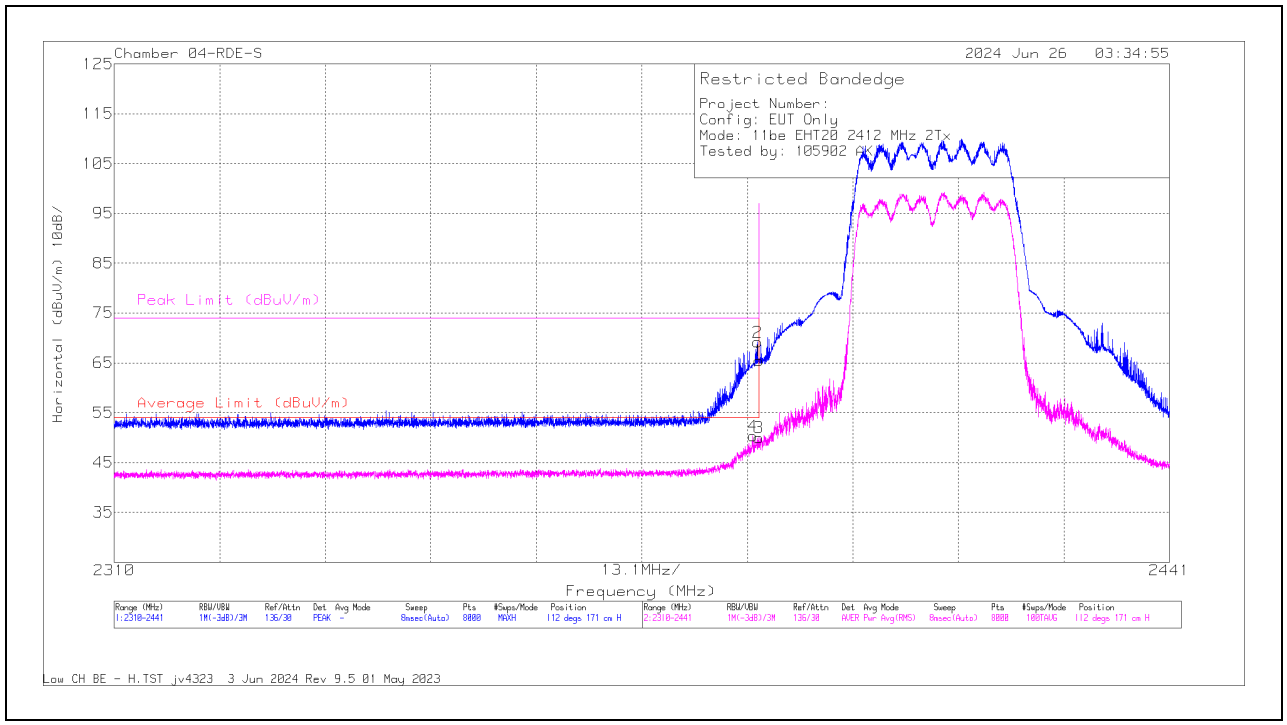

Marker	Frequency (MHz)	Meter Reading (dBuV)	Det	200784 ACF (dB/m)	DCCF (dB)	Gain/Loss (dB)	Corrected Reading (dBuV/m)	Average Limit (dBuV/m)	Margin (dB)	Peak Limit (dBuV/m)	PK Margin (dB)	Azimuth (Degs)	Height (cm)	Polarity
4	2389.297	57.48	RMS	32.3	.48	-39.95	50.31	54	-3.69	-	-	112	171	H
2	2389.887	76.8	Pk	32.3	0	-39.95	69.15	-	-	74	-4.85	112	171	H
1	2390	73.04	Pk	32.3	0	-39.95	65.39	-	-	74	-8.61	112	171	H
3	2390	57.11	RMS	32.3	.48	-39.95	49.94	54	-4.06	-	-	112	171	H

* - indicates frequency in 47 CFR Pt 15 / IC RSS-Restricted Band
Pk - Peak detector
RMS - RMS detection

UL Verification Inc.
47173 Benicia Street, Fremont, CA 94538; USA. TEL:(510) 319-4000 FAX:(510) 661-0888
This report shall not be reproduced except in full, without the written approval of UL Verification Inc.

VERTICAL RESULT

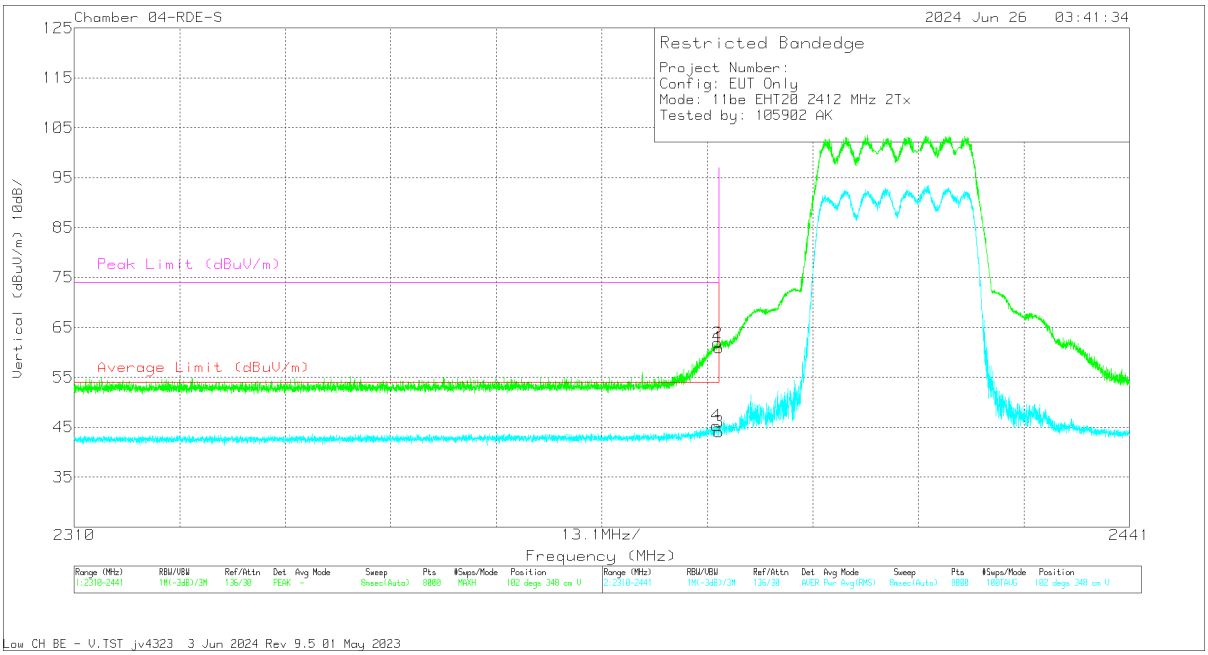

Marker	Frequency (MHz)	Meter Reading (dBuV)	Det	200784 ACF (dB/m)	DCCF (dB)	Gain/Loss (dB)	Corrected Reading (dBuV/m)	Average Limit (dBuV/m)	Margin (dB)	Peak Limit (dBuV/m)	PK Margin (dB)	Azimuth (Degs)	Height (cm)	Polarity
4	2389.74	52.48	RMS	32.3	.48	-39.95	45.31	54	-8.69	-	-	102	348	V
2	2389.854	69.52	Pk	32.3	0	-39.95	61.87	-	-	74	-12.13	102	348	V
1	2390	68.62	Pk	32.3	0	-39.95	60.97	-	-	74	-13.03	102	348	V
3	2390	51.21	RMS	32.3	.48	-39.95	44.04	54	-9.96	-	-	102	348	V

* - indicates frequency in 47 CFR Pt 15 / IC RSS-Restricted Band
Pk - Peak detector
RMS - RMS detection

UL Verification Inc.
47173 Benicia Street, Fremont, CA 94538; USA. TEL:(510) 319-4000 FAX:(510) 661-0888
This report shall not be reproduced except in full, without the written approval of UL Verification Inc.

BANDEDGE (LOW CHANNEL, CH 2)

HORIZONTAL RESULT

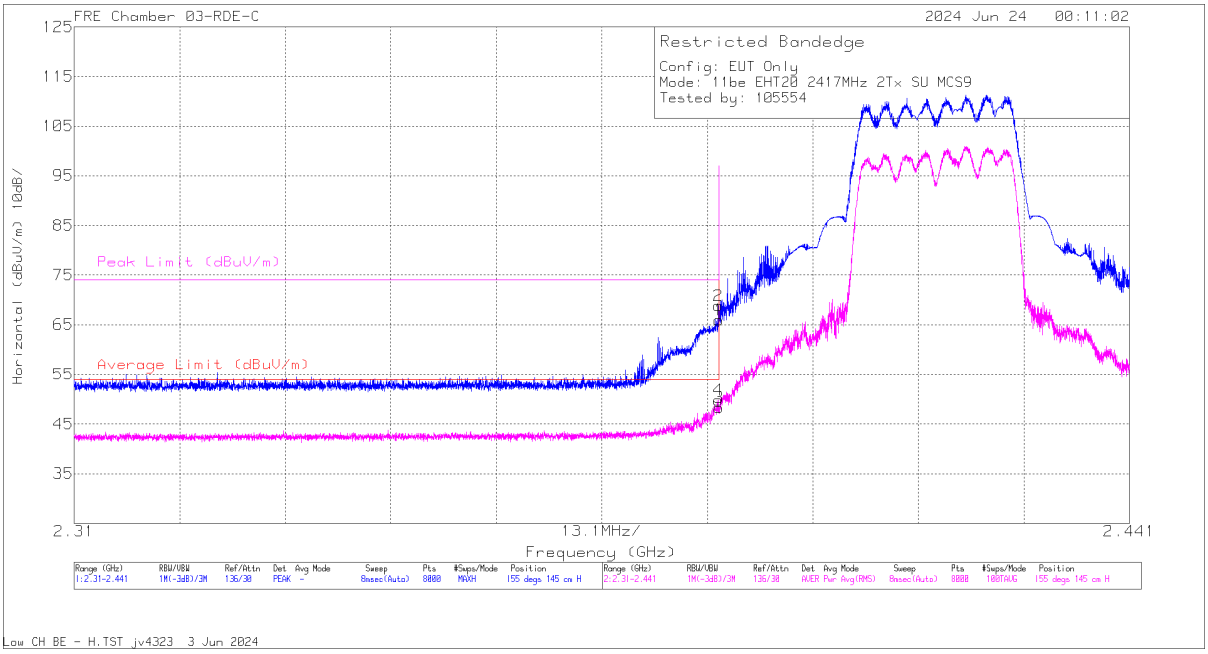

Marker	Frequency (GHz)	Meter Reading (dBuV)	Det	223084 ACF (dB/m)	DCCF (dB)	Gain/Loss (dB)	Corrected Reading (dBuV/m)	Average Limit (dBuV/m)	Margin (dB)	Peak Limit (dBuV/m)	PK Margin (dB)	Azimuth (Degs)	Height (cm)	Polarity
1	* 2.39	73.57	Pk	31.9	0	-39.5	65.97	-	-	74	-8.03	155	145	H
2	* 2.389985	76.42	Pk	31.9	0	-39.5	68.82	-	-	74	-5.18	155	145	H
3	* 2.39	55.41	RMS	31.9	.48	-39.5	48.29	54	-5.71	-	-	155	145	H
4	* 2.389936	56.99	RMS	31.9	.48	-39.5	49.87	54	-4.13	-	-	155	145	H

* - indicates frequency in 47 CFR Pt 15 / IC RSS-Restricted Band
Pk - Peak detector
RMS - RMS detection

UL Verification Inc.
47173 Benicia Street, Fremont, CA 94538; USA. TEL:(510) 319-4000 FAX:(510) 661-0888
This report shall not be reproduced except in full, without the written approval of UL Verification Inc.

VERTICAL RESULT

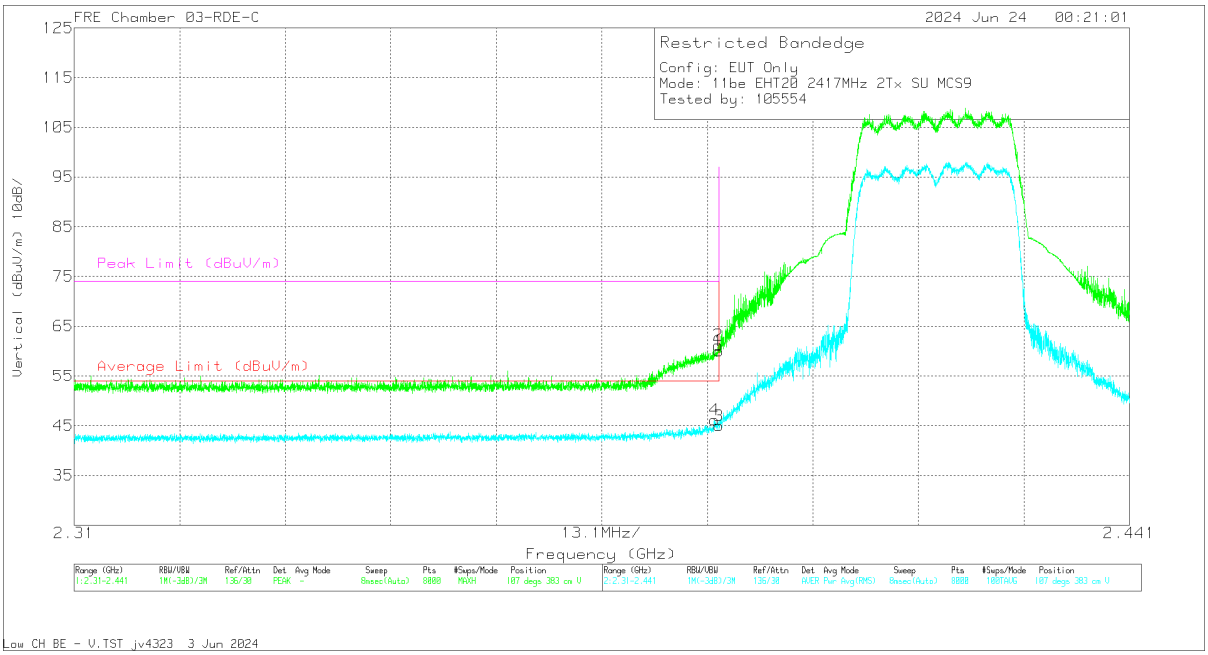

Marker	Frequency (GHz)	Meter Reading (dBuV)	Det	223084 ACF (dB/m)	DCCF (dB)	Gain/Loss (dB)	Corrected Reading (dBuV/m)	Average Limit (dBuV/m)	Margin (dB)	Peak Limit (dBuV/m)	PK Margin (dB)	Azimuth (Degs)	Height (cm)	Polarity
1	* 2.39	67.69	Pk	31.9	0	-39.5	60.09	-	-	74	-13.91	107	383	V
2	* 2.389936	68.74	Pk	31.9	0	-39.5	61.14	-	-	74	-12.86	107	383	V
3	* 2.39	52.1	RMS	31.9	.48	-39.5	44.98	54	-9.02	-	-	107	383	V
4	* 2.389527	53.29	RMS	31.9	.48	-39.5	46.17	54	-7.83	-	-	107	383	V

* - indicates frequency in 47 CFR Pt 15 / IC RSS-Restricted Band
Pk - Peak detector
RMS - RMS detection

UL Verification Inc.
47173 Benicia Street, Fremont, CA 94538; USA. TEL:(510) 319-4000 FAX:(510) 661-0888
This report shall not be reproduced except in full, without the written approval of UL Verification Inc.

BANDEDGE (LOW CHANNEL, CH 3)

HORIZONTAL RESULT

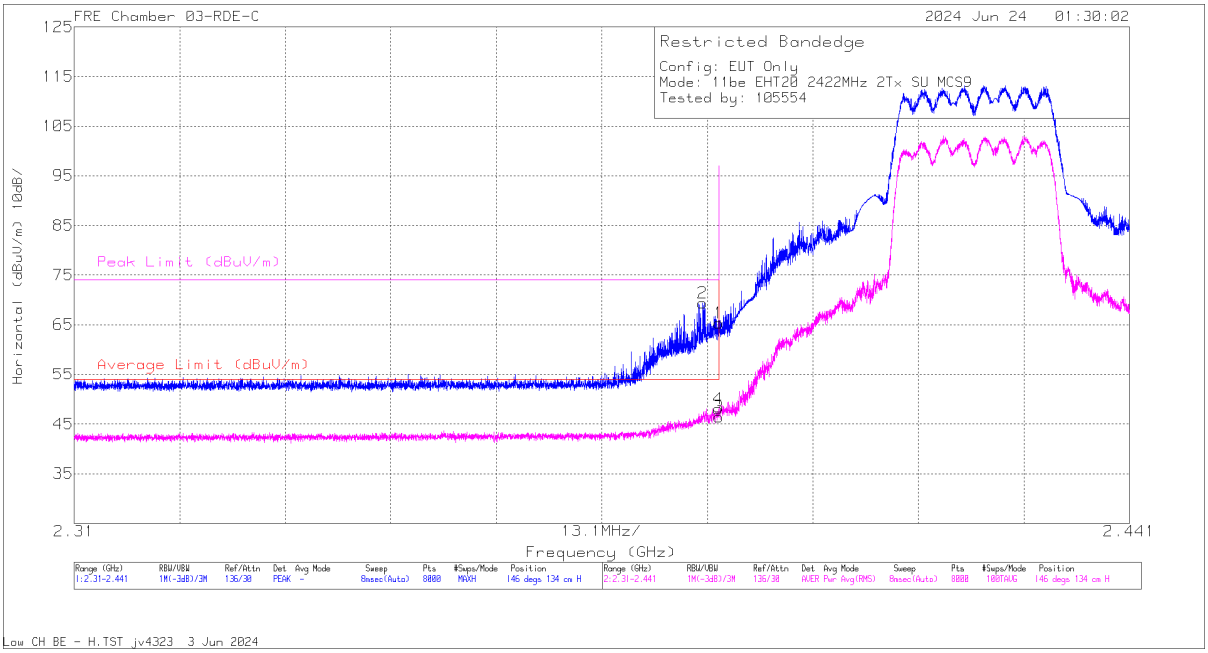

Marker	Frequency (GHz)	Meter Reading (dBuV)	Det	223084 ACF (dB/m)	DCCF (dB)	Gain/Loss (dB)	Corrected Reading (dBuV/m)	Average Limit (dBuV/m)	Margin (dB)	Peak Limit (dBuV/m)	PK Margin (dB)	Azimuth (Degs)	Height (cm)	Polarity
1	* 2.39	72.93	Pk	31.9	0	-39.5	65.33	-	-	74	-8.67	146	134	H
2	* 2.388004	77.01	Pk	31.9	0	-39.5	69.41	-	-	74	-4.59	146	134	H
3	* 2.39	53.52	RMS	31.9	.48	-39.5	46.4	54	-7.6	-	-	146	134	H
4	* 2.389953	55.19	RMS	31.9	.48	-39.5	48.07	54	-5.93	-	-	146	134	H

* - indicates frequency in 47 CFR Pt 15 / IC RSS-Restricted Band
Pk - Peak detector
RMS - RMS detection

UL Verification Inc.
47173 Benicia Street, Fremont, CA 94538; USA. TEL:(510) 319-4000 FAX:(510) 661-0888
This report shall not be reproduced except in full, without the written approval of UL Verification Inc.

VERTICAL RESULT

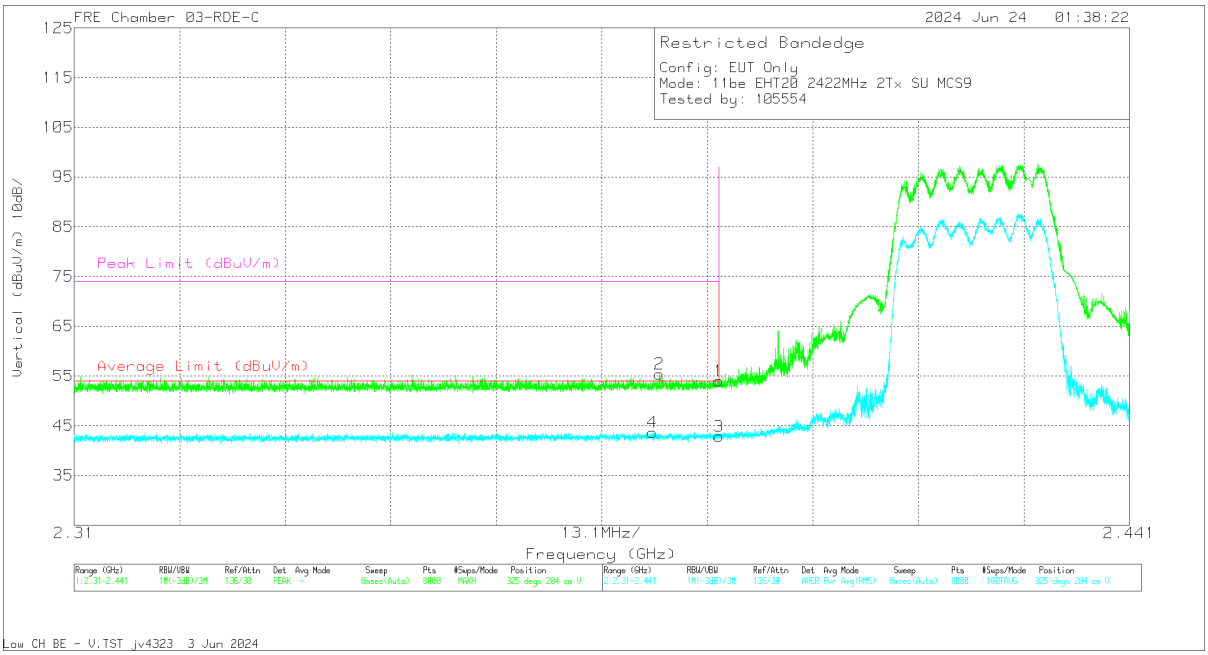

Marker	Frequency (GHz)	Meter Reading (dBuV)	Det	223084 ACF (dB/m)	DCCF (dB)	Gain/Loss (dB)	Corrected Reading (dBuV/m)	Average Limit (dBuV/m)	Margin (dB)	Peak Limit (dBuV/m)	PK Margin (dB)	Azimuth (Degs)	Height (cm)	Polarity
1	* 2.39	61.59	Pk	31.9	0	-39.5	53.99	-	-	74	-20.01	325	204	V
2	* 2.382681	63.1	Pk	31.8	0	-39.5	55.4	-	-	74	-18.6	325	204	V
3	* 2.39	49.95	RMS	31.9	.48	-39.5	42.83	54	-11.17	-	-	325	204	V
4	* 2.381797	50.85	RMS	31.8	.48	-39.5	43.63	54	-10.37	-	-	325	204	V

* - indicates frequency in 47 CFR Pt 15 / IC RSS-Restricted Band
Pk - Peak detector
RMS - RMS detection

UL Verification Inc.
47173 Benicia Street, Fremont, CA 94538; USA. TEL:(510) 319-4000 FAX:(510) 661-0888
This report shall not be reproduced except in full, without the written approval of UL Verification Inc.

BANDEDGE (HIGH CHANNEL, CH 8)

HORIZONTAL RESULT

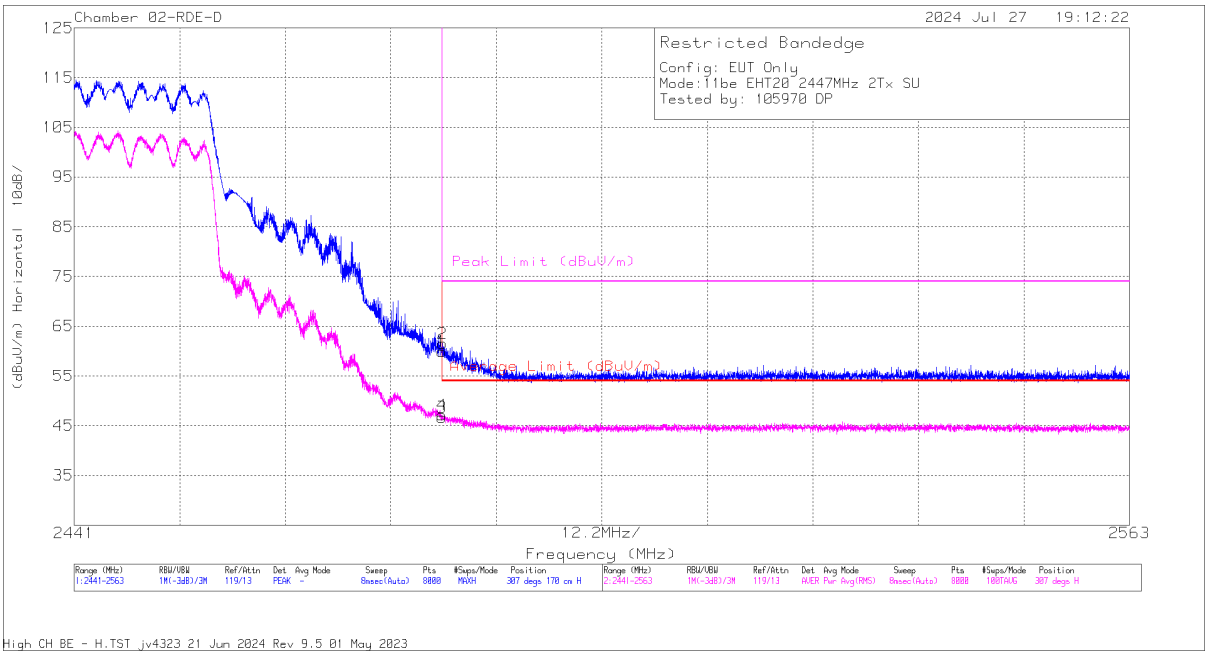

Marker	Frequency (MHz)	Meter Reading (dBuV)	Det	200896 ACF (dB/m)	Amp/Cbl (dB)	DCCF (dB)	Corrected Reading (dBuV/m)	Average Limit (dBuV/m)	Margin (dB)	Peak Limit (dBuV/m)	PK Margin (dB)	Azimuth (Degs)	Height (cm)	Polarity
1	* 2483.5	47.14	Pk	32.4	-19.6	0	59.94	-	-	74	-14.06	307	170	H
2	* 2483.568	48.7	Pk	32.4	-19.6	0	61.5	-	-	74	-12.5	307	170	H
3	* 2483.5	33.4	RMS	32.4	-19.6	.48	46.68	54	-7.32	-	-	307	170	H
4	* 2483.523	33.84	RMS	32.4	-19.6	.48	47.12	54	-6.88	-	-	307	170	H

* - indicates frequency in 47 CFR Pt 15 / IC RSS-Restricted Band
Pk - Peak detector
RMS - RMS detection

UL Verification Inc.
47173 Benicia Street, Fremont, CA 94538; USA. TEL:(510) 319-4000 FAX:(510) 661-0888
This report shall not be reproduced except in full, without the written approval of UL Verification Inc.

VERTICAL RESULT

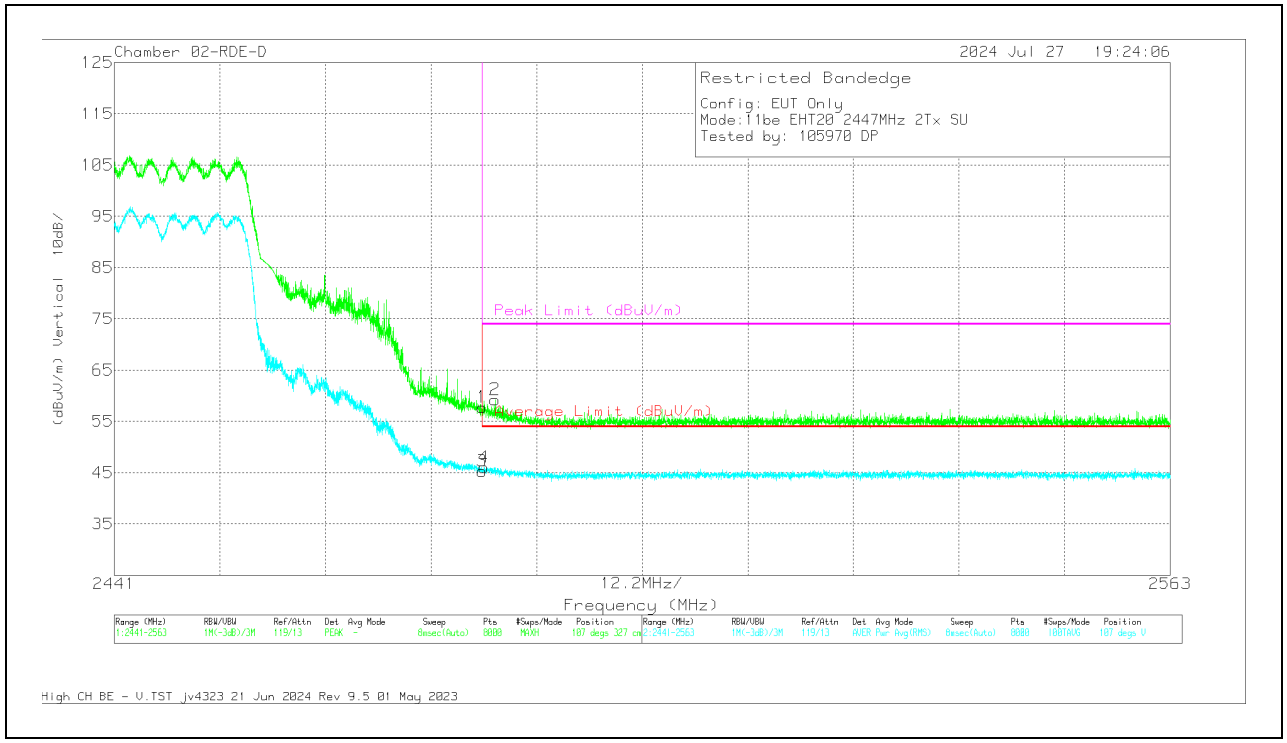

Marker	Frequency (MHz)	Meter Reading (dBuV)	Det	200896 ACF (dB/m)	Amp/Cbl (dB)	DCCF (dB)	Corrected Reading (dBuV/m)	Average Limit (dBuV/m)	Margin (dB)	Peak Limit (dBuV/m)	PK Margin (dB)	Azimuth (Degs)	Height (cm)	Polarity
1	* 2483.5	44.98	Pk	32.4	-19.6	0	57.78	-	-	74	-16.22	107	327	V
2	* 2484.987	46.35	Pk	32.4	-19.5	0	59.25	-	-	74	-14.75	107	327	V
3	* 2483.5	32.02	RMS	32.4	-19.6	.48	45.3	54	-8.7	-	-	107	327	V
4	* 2483.736	32.75	RMS	32.4	-19.6	.48	46.03	54	-7.97	-	-	107	327	V

* - indicates frequency in 47 CFR Pt 15 / IC RSS-Restricted Band
Pk - Peak detector
RMS - RMS detection

UL Verification Inc.
47173 Benicia Street, Fremont, CA 94538; USA. TEL:(510) 319-4000 FAX:(510) 661-0888
This report shall not be reproduced except in full, without the written approval of UL Verification Inc.

BANDEDGE (HIGH CHANNEL, CH 9)

HORIZONTAL RESULT

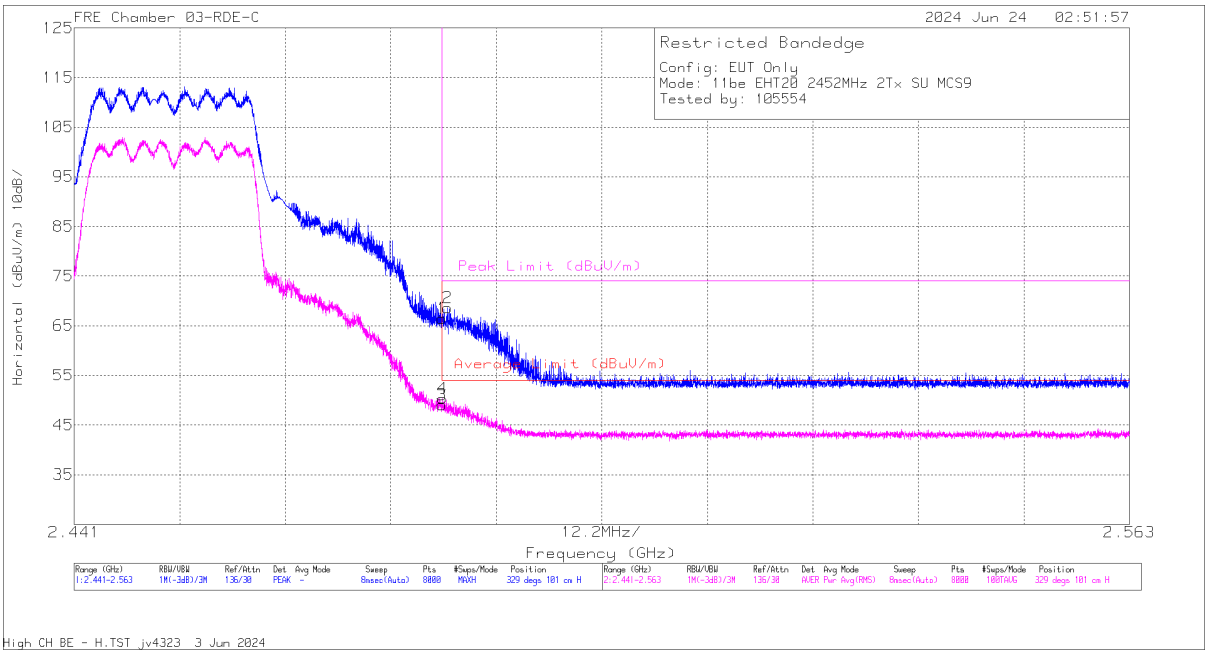

Marker	Frequency (GHz)	Meter Reading (dBuV)	Det	223084 ACF (dB/m)	DCCF (dB)	Gain/Loss (dB)	Corrected Reading (dBuV/m)	Average Limit (dBuV/m)	Margin (dB)	Peak Limit (dBuV/m)	PK Margin (dB)	Azimuth (Degs)	Height (cm)	Polarity
1	* 2.4835	73.66	Pk	32.2	0	-39.4	66.46	-	-	74	-7.54	329	101	H
2	* 2.484194	75.78	Pk	32.2	0	-39.4	68.58	-	-	74	-5.42	329	101	H
3	* 2.4835	55.8	RMS	32.2	.48	-39.4	49.08	54	-4.92	-	-	329	101	H
4	* 2.483584	57.11	RMS	32.2	.48	-39.4	50.39	54	-3.61	-	-	329	101	H

* - indicates frequency in 47 CFR Pt 15 / IC RSS-Restricted Band
Pk - Peak detector
RMS - RMS detection

UL Verification Inc.
47173 Benicia Street, Fremont, CA 94538; USA. TEL:(510) 319-4000 FAX:(510) 661-0888
This report shall not be reproduced except in full, without the written approval of UL Verification Inc.

VERTICAL RESULT

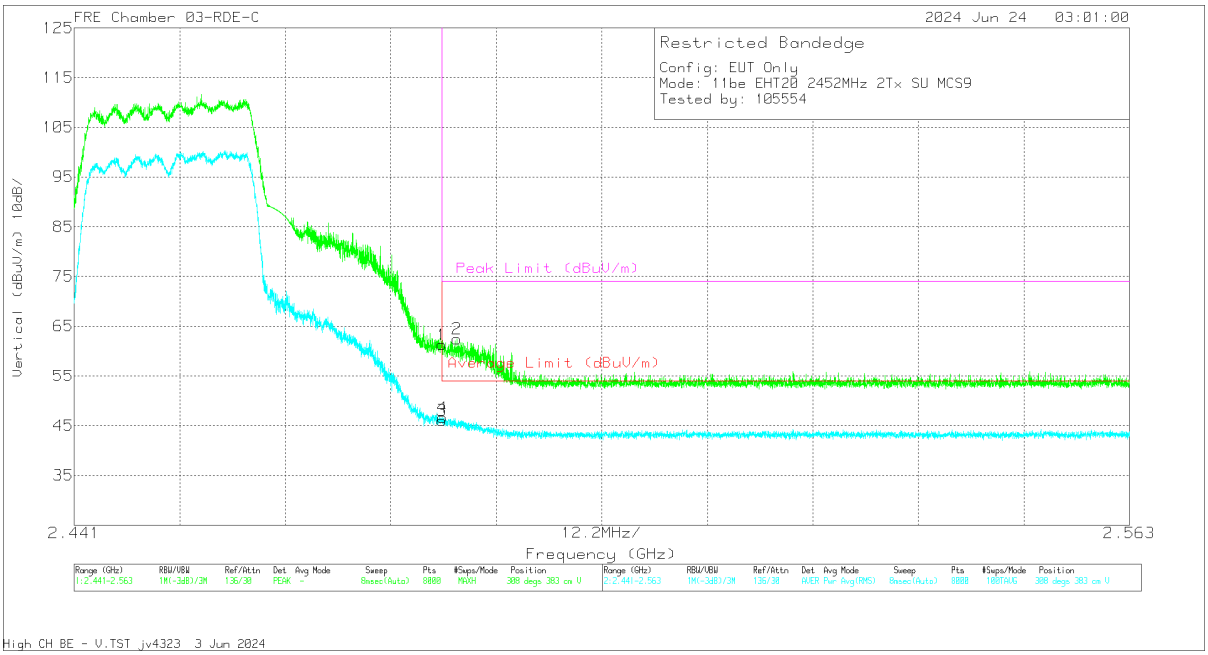

Marker	Frequency (GHz)	Meter Reading (dBuV)	Det	223084 ACF (dB/m)	DCCF (dB)	Gain/Loss (dB)	Corrected Reading (dBuV/m)	Average Limit (dBuV/m)	Margin (dB)	Peak Limit (dBuV/m)	PK Margin (dB)	Azimuth (Degs)	Height (cm)	Polarity
1	* 2.4835	68.45	Pk	32.2	0	-39.4	61.25	-	-	74	-12.75	308	383	V
2	* 2.485246	69.6	Pk	32.2	0	-39.38	62.42	-	-	74	-11.58	308	383	V
3	* 2.4835	52.73	RMS	32.2	.48	-39.4	46.01	54	-7.99	-	-	308	383	V
4	* 2.483614	53.34	RMS	32.2	.48	-39.4	46.62	54	-7.38	-	-	308	383	V

* - indicates frequency in 47 CFR Pt 15 / IC RSS-Restricted Band
Pk - Peak detector
RMS - RMS detection

UL Verification Inc.
47173 Benicia Street, Fremont, CA 94538; USA. TEL:(510) 319-4000 FAX:(510) 661-0888
This report shall not be reproduced except in full, without the written approval of UL Verification Inc.

BANDEDGE (HIGH CHANNEL, CH 10)

HORIZONTAL RESULT

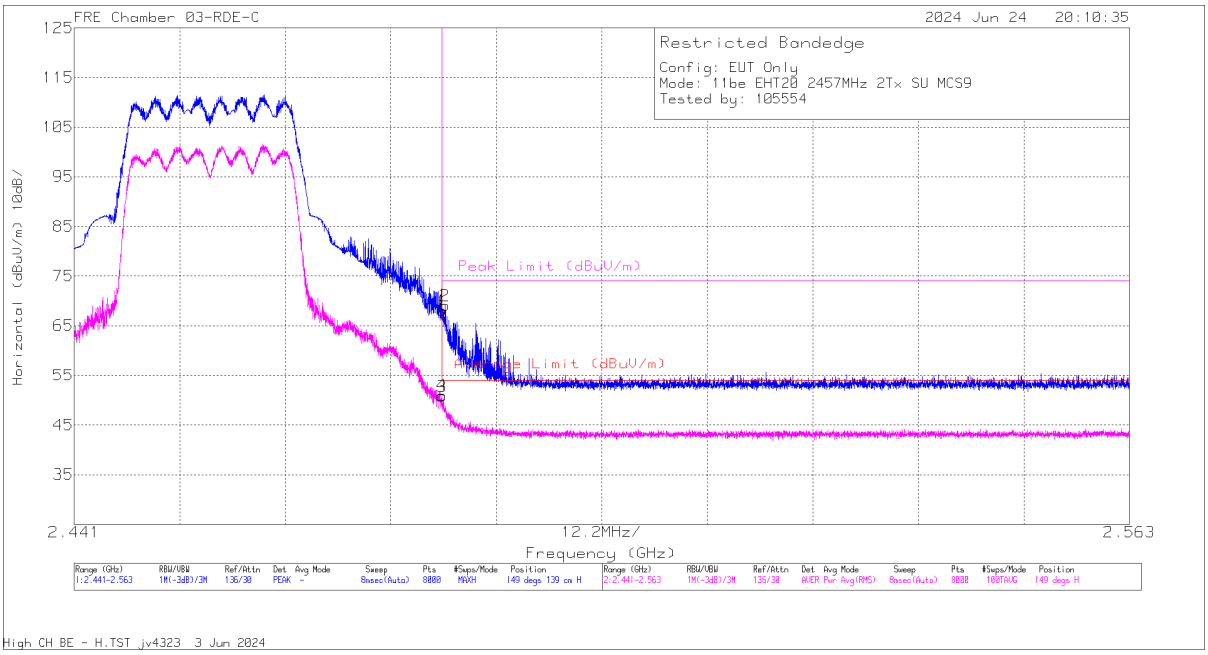

Marker	Frequency (GHz)	Meter Reading (dBuV)	Det	223084 ACF (dB/m)	DCCF (dB)	Gain/Loss (dB)	Corrected Reading (dBuV/m)	Average Limit (dBuV/m)	Margin (dB)	Peak Limit (dBuV/m)	PK Margin (dB)	Azimuth (Degs)	Height (cm)	Polarity
1	* 2.4835	75.26	Pk	32.2	0	-39.4	68.06	-	-	74	-5.94	149	139	H
2	* 2.483889	76.26	Pk	32.2	0	-39.4	69.06	-	-	74	-4.94	149	139	H
3	* 2.4835	57.49	RMS	32.2	.48	-39.4	50.77	54	-3.23	-	-	149	139	H
4	* 2.483507	57.65	RMS	32.2	.48	-39.4	50.93	54	-3.07	-	-	149	139	H

* - indicates frequency in 47 CFR Pt 15 / IC RSS-Restricted Band
Pk - Peak detector
RMS - RMS detection

UL Verification Inc.
47173 Benicia Street, Fremont, CA 94538; USA. TEL:(510) 319-4000 FAX:(510) 661-0888
This report shall not be reproduced except in full, without the written approval of UL Verification Inc.

VERTICAL RESULT

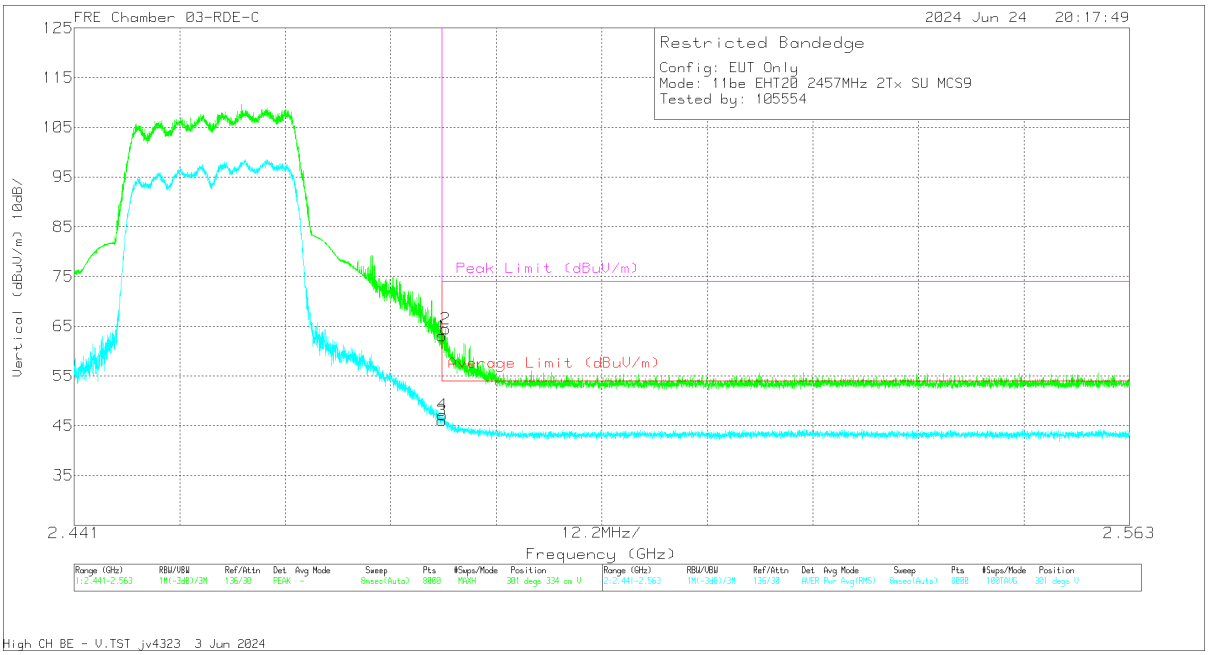

Marker	Frequency (GHz)	Meter Reading (dBuV)	Det	223084 ACF (dB/m)	DCCF (dB)	Gain/Loss (dB)	Corrected Reading (dBuV/m)	Average Limit (dBuV/m)	Margin (dB)	Peak Limit (dBuV/m)	PK Margin (dB)	Azimuth (Degs)	Height (cm)	Polarity
1	* 2.4835	70.22	Pk	32.2	0	-39.4	63.02	-	-	74	-10.98	301	334	V
2	* 2.483934	71.67	Pk	32.2	0	-39.4	64.47	-	-	74	-9.53	301	334	V
3	* 2.4835	52.75	RMS	32.2	.48	-39.4	46.03	54	-7.97	-	-	301	334	V
4	* 2.483568	53.86	RMS	32.2	.48	-39.4	47.14	54	-6.86	-	-	301	334	V

* - indicates frequency in 47 CFR Pt 15 / IC RSS-Restricted Band
Pk - Peak detector
RMS - RMS detection

UL Verification Inc.
47173 Benicia Street, Fremont, CA 94538; USA. TEL:(510) 319-4000 FAX:(510) 661-0888
This report shall not be reproduced except in full, without the written approval of UL Verification Inc.

BANDEDGE (HIGH CHANNEL, CH 11)

HORIZONTAL RESULT

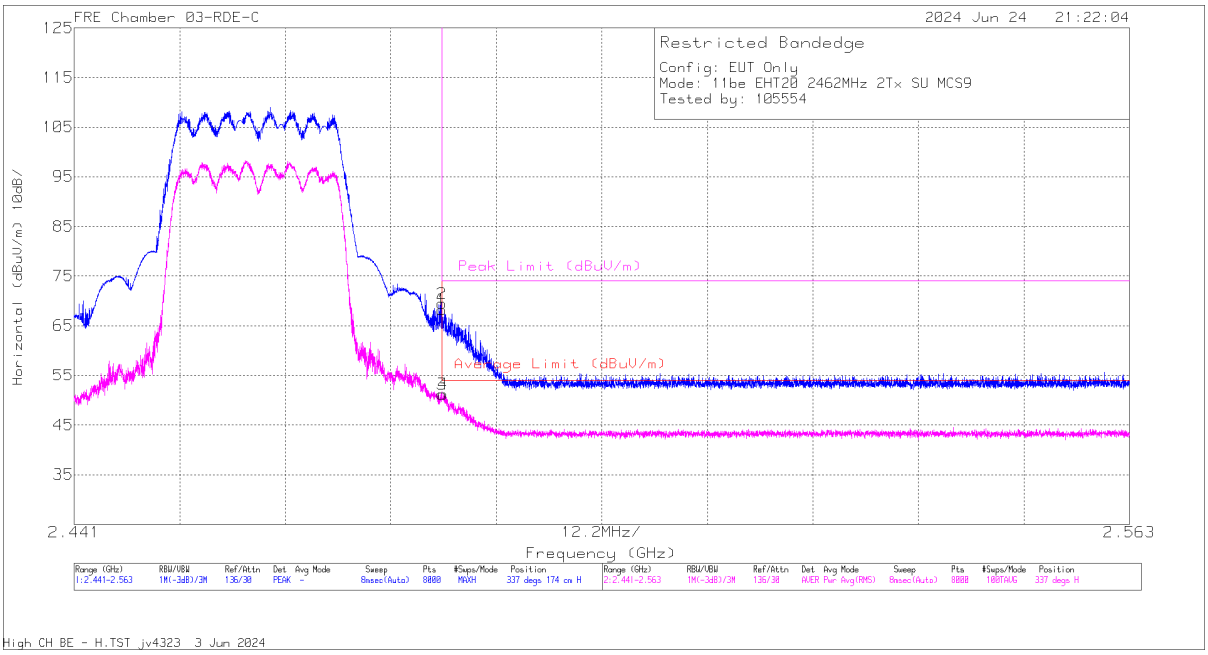

Marker	Frequency (GHz)	Meter Reading (dBuV)	Det	223084 ACF (dB/m)	DCCF (dB)	Gain/Loss (dB)	Corrected Reading (dBuV/m)	Average Limit (dBuV/m)	Margin (dB)	Peak Limit (dBuV/m)	PK Margin (dB)	Azimuth (Degs)	Height (cm)	Polarity
1	* 2.4835	75.38	Pk	32.2	0	-39.4	68.18	-	-	74	-5.82	337	174	H
2	* 2.483523	76.65	Pk	32.2	0	-39.4	69.45	-	-	74	-4.55	337	174	H
3	* 2.4835	57.96	RMS	32.2	.48	-39.4	51.24	54	-2.76	-	-	337	174	H
4	* 2.483675	57.95	RMS	32.2	.48	-39.4	51.23	54	-2.77	-	-	337	174	H

* - indicates frequency in 47 CFR Pt 15 / IC RSS-Restricted Band
Pk - Peak detector
RMS - RMS detection

UL Verification Inc.
47173 Benicia Street, Fremont, CA 94538; USA. TEL:(510) 319-4000 FAX:(510) 661-0888
This report shall not be reproduced except in full, without the written approval of UL Verification Inc.

VERTICAL RESULT

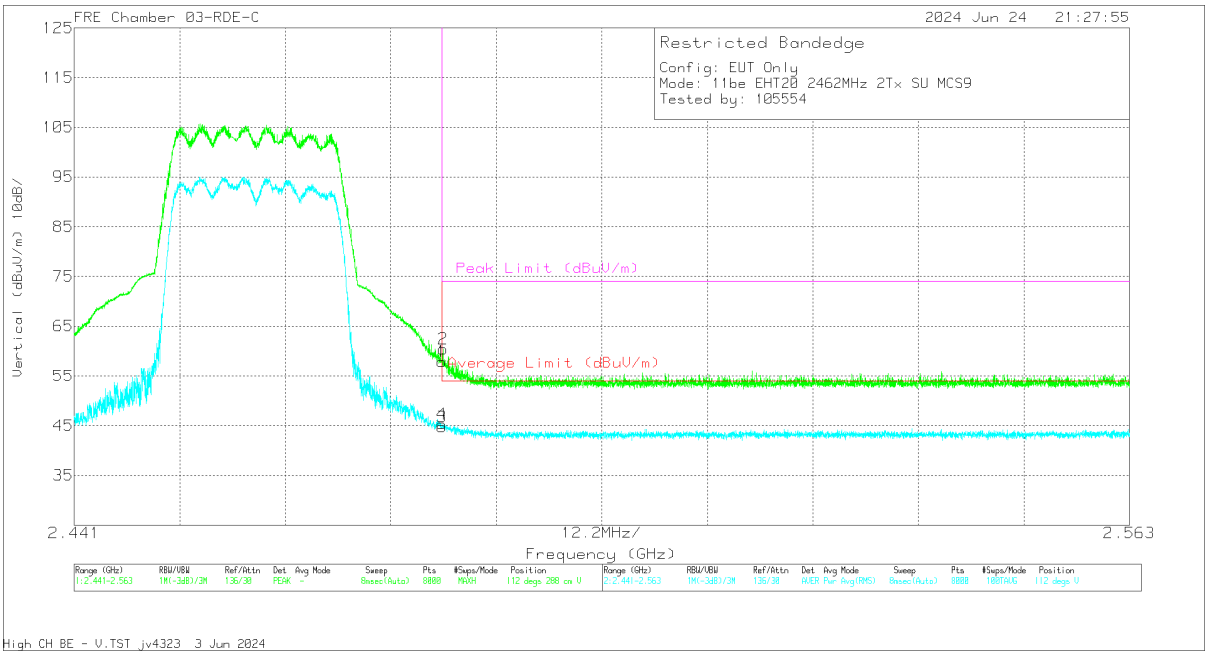

Marker	Frequency (GHz)	Meter Reading (dBuV)	Det	223084 ACF (dB/m)	DCCF (dB)	Gain/Loss (dB)	Corrected Reading (dBuV/m)	Average Limit (dBuV/m)	Margin (dB)	Peak Limit (dBuV/m)	PK Margin (dB)	Azimuth (Degs)	Height (cm)	Polarity
1	* 2.4835	65.11	Pk	32.2	0	-39.4	57.91	-	-	74	-16.09	112	288	V
2	* 2.48366	67.65	Pk	32.2	0	-39.4	60.45	-	-	74	-13.55	112	288	V
3	* 2.4835	51.45	RMS	32.2	.48	-39.4	44.73	54	-9.27	-	-	112	288	V
4	* 2.483538	52.06	RMS	32.2	.48	-39.4	45.34	54	-8.66	-	-	112	288	V

* - indicates frequency in 47 CFR Pt 15 / IC RSS-Restricted Band
Pk - Peak detector
RMS - RMS detection

UL Verification Inc.
47173 Benicia Street, Fremont, CA 94538; USA. TEL:(510) 319-4000 FAX:(510) 661-0888
This report shall not be reproduced except in full, without the written approval of UL Verification Inc.

BANDEDGE (HIGH CHANNEL, CH 12)

HORIZONTAL RESULT

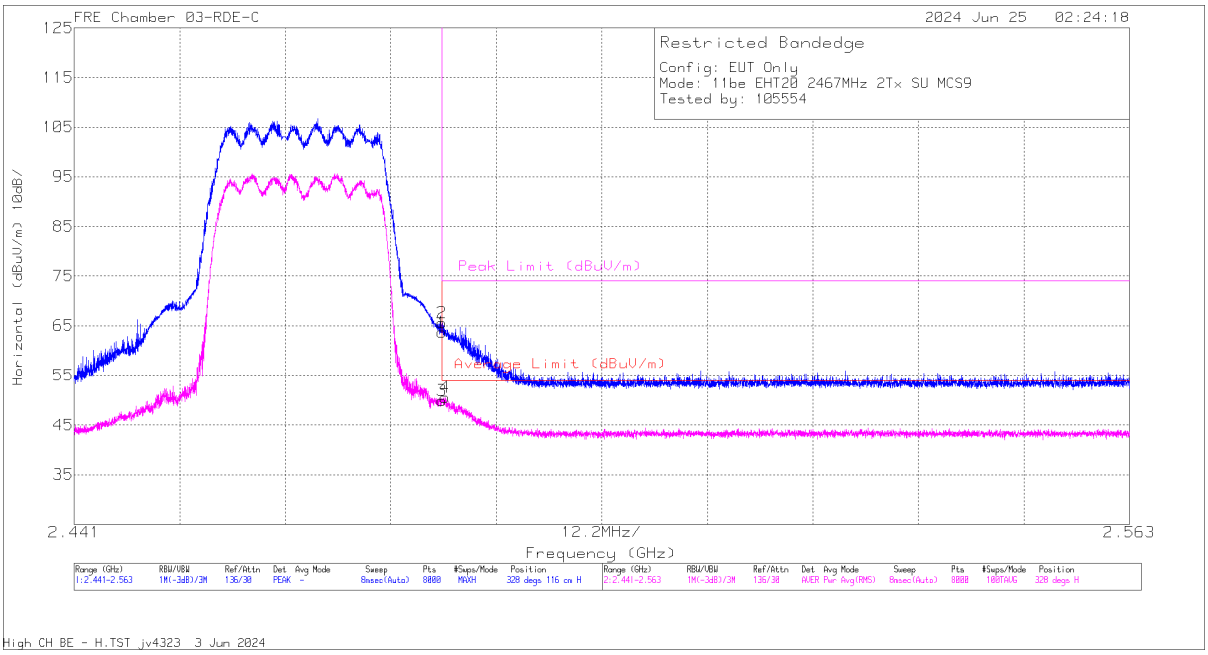

Marker	Frequency (GHz)	Meter Reading (dBuV)	Det	223084 ACF (dB/m)	DCCF (dB)	Gain/Loss (dB)	Corrected Reading (dBuV/m)	Average Limit (dBuV/m)	Margin (dB)	Peak Limit (dBuV/m)	PK Margin (dB)	Azimuth (Degs)	Height (cm)	Polarity
1	* 2.4835	70.85	Pk	32.2	0	-39.4	63.65	-	-	74	-10.35	328	116	H
2	* 2.483538	72.78	Pk	32.2	0	-39.4	65.58	-	-	74	-8.42	328	116	H
3	* 2.4835	56.64	RMS	32.2	.48	-39.4	49.92	54	-4.08	-	-	328	116	H
4	* 2.483873	57.33	RMS	32.2	.48	-39.4	50.61	54	-3.39	-	-	328	116	H

* - indicates frequency in 47 CFR Pt 15 / IC RSS-Restricted Band
Pk - Peak detector
RMS - RMS detection

UL Verification Inc.
47173 Benicia Street, Fremont, CA 94538; USA. TEL:(510) 319-4000 FAX:(510) 661-0888
This report shall not be reproduced except in full, without the written approval of UL Verification Inc.

VERTICAL RESULT

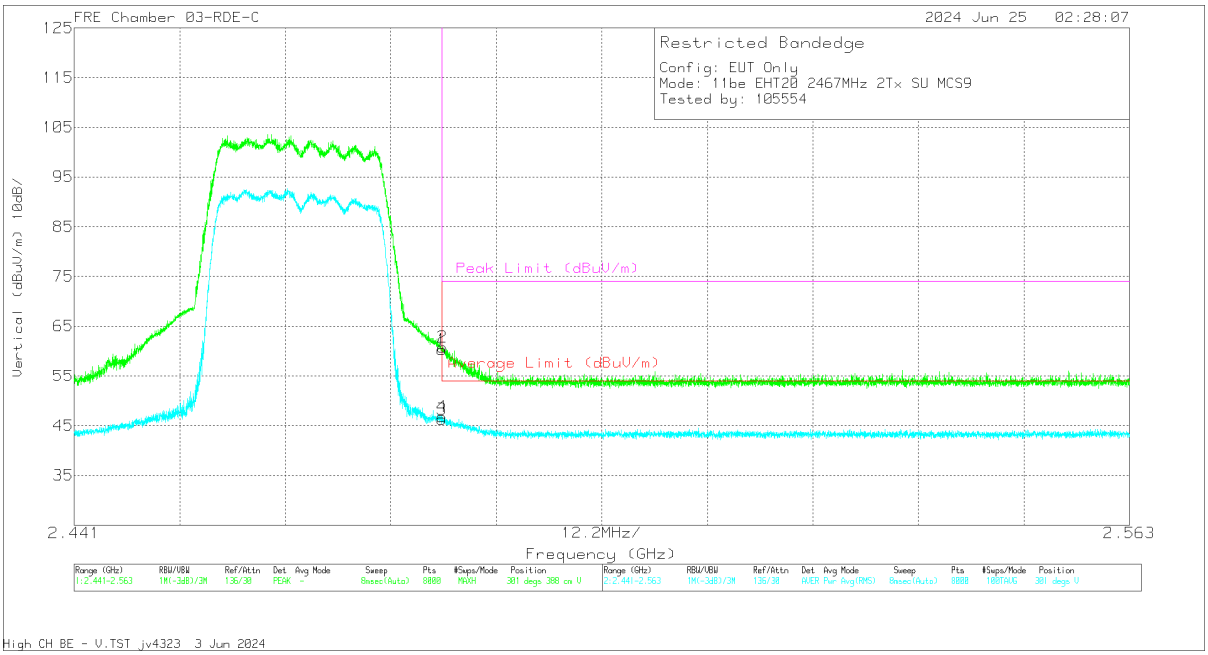

Marker	Frequency (GHz)	Meter Reading (dBuV)	Det	223084 ACF (dB/m)	DCCF (dB)	Gain/Loss (dB)	Corrected Reading (dBuV/m)	Average Limit (dBuV/m)	Margin (dB)	Peak Limit (dBuV/m)	PK Margin (dB)	Azimuth (Degs)	Height (cm)	Polarity
1	* 2.4835	67.46	Pk	32.2	0	-39.4	60.26	-	-	74	-13.74	301	388	V
2	* 2.483568	68.05	Pk	32.2	0	-39.4	60.85	-	-	74	-13.15	301	388	V
3	* 2.4835	52.97	RMS	32.2	.48	-39.4	46.25	54	-7.75	-	-	301	388	V
4	* 2.483523	53.47	RMS	32.2	.48	-39.4	46.75	54	-7.25	-	-	301	388	V

* - indicates frequency in 47 CFR Pt 15 / IC RSS-Restricted Band
Pk - Peak detector
RMS - RMS detection

UL Verification Inc.
47173 Benicia Street, Fremont, CA 94538; USA. TEL:(510) 319-4000 FAX:(510) 661-0888
This report shall not be reproduced except in full, without the written approval of UL Verification Inc.

BANDEDGE (HIGH CHANNEL, CH 13)

HORIZONTAL RESULT

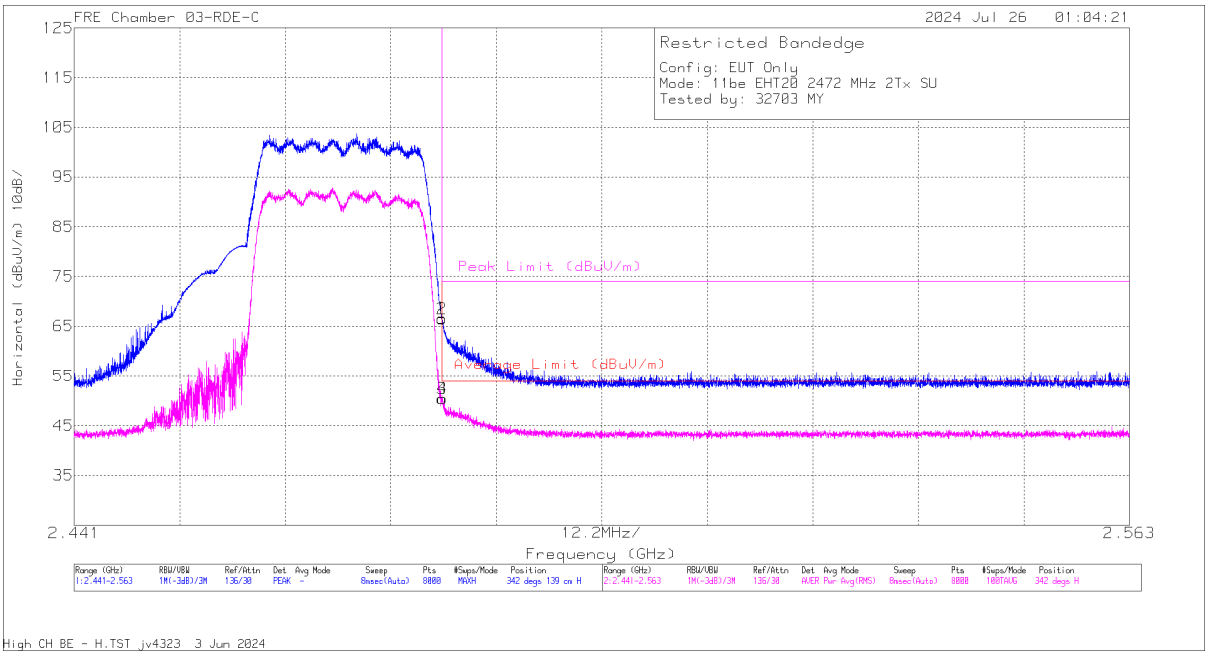

Marker	Frequency (GHz)	Meter Reading (dBuV)	Det	223084 ACF (dB/m)	DCCF (dB)	Gain/Loss (dB)	Corrected Reading (dBuV/m)	Average Limit (dBuV/m)	Margin (dB)	Peak Limit (dBuV/m)	PK Margin (dB)	Azimuth (Degs)	Height (cm)	Polarity
1	* 2.4835	73.8	Pk	32.2	0	-39.4	66.6	-	-	74	-7.4	342	139	H
2	* 2.483507	73.71	Pk	32.2	0	-39.4	66.51	-	-	74	-7.49	342	139	H
3	* 2.4835	57.18	RMS	32.2	.48	-39.4	50.46	54	-3.54	-	-	342	139	H
4	* 2.483553	57.23	RMS	32.2	.48	-39.4	50.51	54	-3.49	-	-	342	139	H

* - indicates frequency in 47 CFR Pt 15 / IC RSS-Restricted Band
Pk - Peak detector
RMS - RMS detection

UL Verification Inc.
47173 Benicia Street, Fremont, CA 94538; USA. TEL:(510) 319-4000 FAX:(510) 661-0888
This report shall not be reproduced except in full, without the written approval of UL Verification Inc.

VERTICAL RESULT

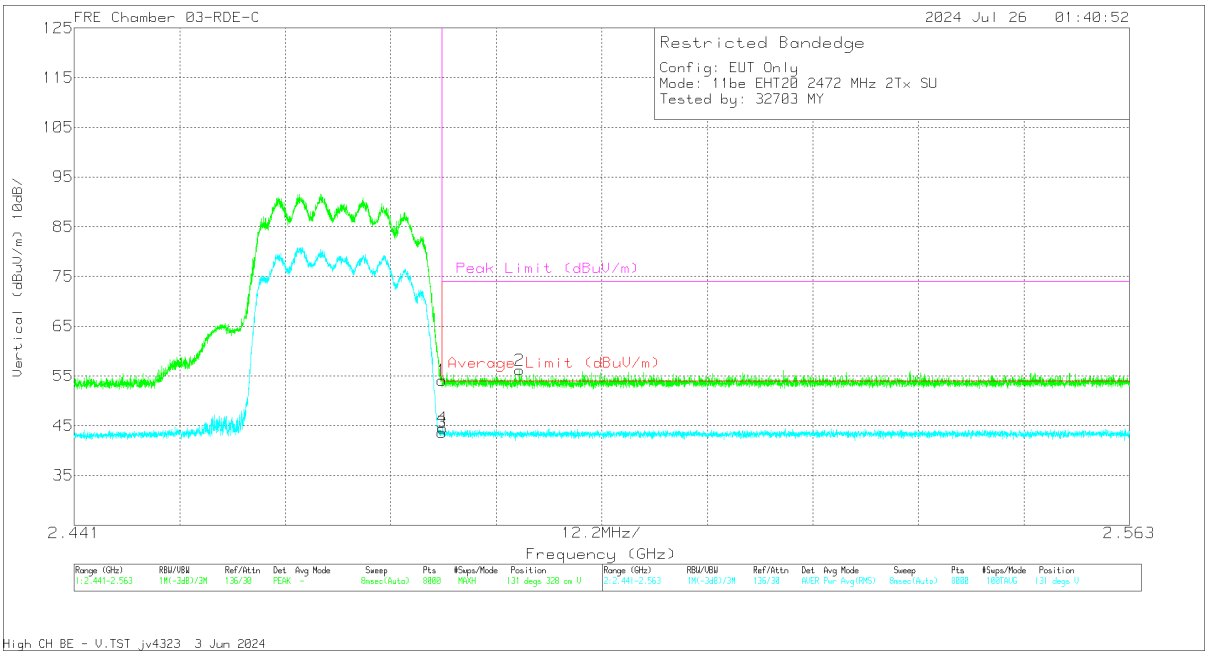

VERTICAL

Marker	Frequency (GHz)	Meter Reading (dBuV)	Det	223084 ACF (dB/m)	DCCF (dB)	Gain/Loss (dB)	Corrected Reading (dBuV/m)	Average Limit (dBuV/m)	Margin (dB)	Peak Limit (dBuV/m)	PK Margin (dB)	Azimuth (Degs)	Height (cm)	Polarity
1	* 2.4835	61.34	Pk	32.2	0	-39.4	54.14	-	-	74	-19.86	131	328	V
2	* 2.492476	63.29	Pk	32.2	0	-39.3	56.19	-	-	74	-17.81	131	328	V
3	* 2.4835	50.35	RMS	32.2	.48	-39.4	43.63	54	-10.37	-	-	131	328	V
4	* 2.483568	51.3	RMS	32.2	.48	-39.4	44.58	54	-9.42	-	-	131	328	V

* - indicates frequency in 47 CFR Pt 15 / IC RSS-Restricted Band
Pk - Peak detector
RMS - RMS detection

UL Verification Inc.
47173 Benicia Street, Fremont, CA 94538; USA. TEL:(510) 319-4000 FAX:(510) 661-0888
This report shall not be reproduced except in full, without the written approval of UL Verification Inc.

ANT 4 + ANT 3 : 26-Tone RU, Index 0

BANDEDGE (LOW CHANNEL, CH 1)

HORIZONTAL RESULT

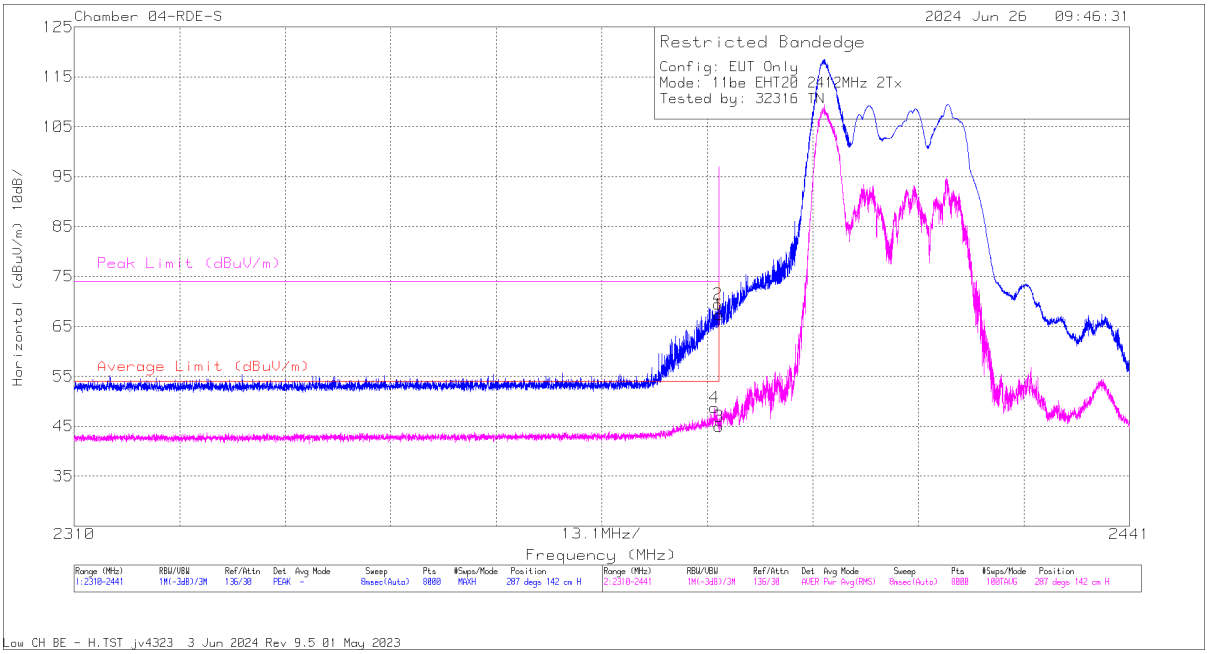

Marker	Frequency (MHz)	Meter Reading (dBuV)	Det	200784 ACF (dB/m)	DCCF (dB)	Gain/Loss (dB)	Corrected Reading (dBuV/m)	Average Limit (dBuV/m)	Margin (dB)	Peak Limit (dBuV/m)	PK Margin (dB)	Azimuth (Degs)	Height (cm)	Polarity
4	* 2389.494	55.77	RMS	32.3	.58	-39.95	48.7	54	-5.3	-	-	287	142	H
2	* 2389.92	77.12	Pk	32.3	0	-39.95	69.47	-	-	74	-4.53	287	142	H
1	* 2390	75.01	Pk	32.3	0	-39.95	67.36	-	-	74	-6.64	287	142	H
3	* 2390	52.04	RMS	32.3	.58	-39.95	44.97	54	-9.03	-	-	287	142	H

* - indicates frequency in 47 CFR Pt 15 / IC RSS-Restricted Band
Pk - Peak detector
RMS - RMS detection

UL Verification Inc.
47173 Benicia Street, Fremont, CA 94538; USA. TEL:(510) 319-4000 FAX:(510) 661-0888
This report shall not be reproduced except in full, without the written approval of UL Verification Inc.

VERTICAL RESULT

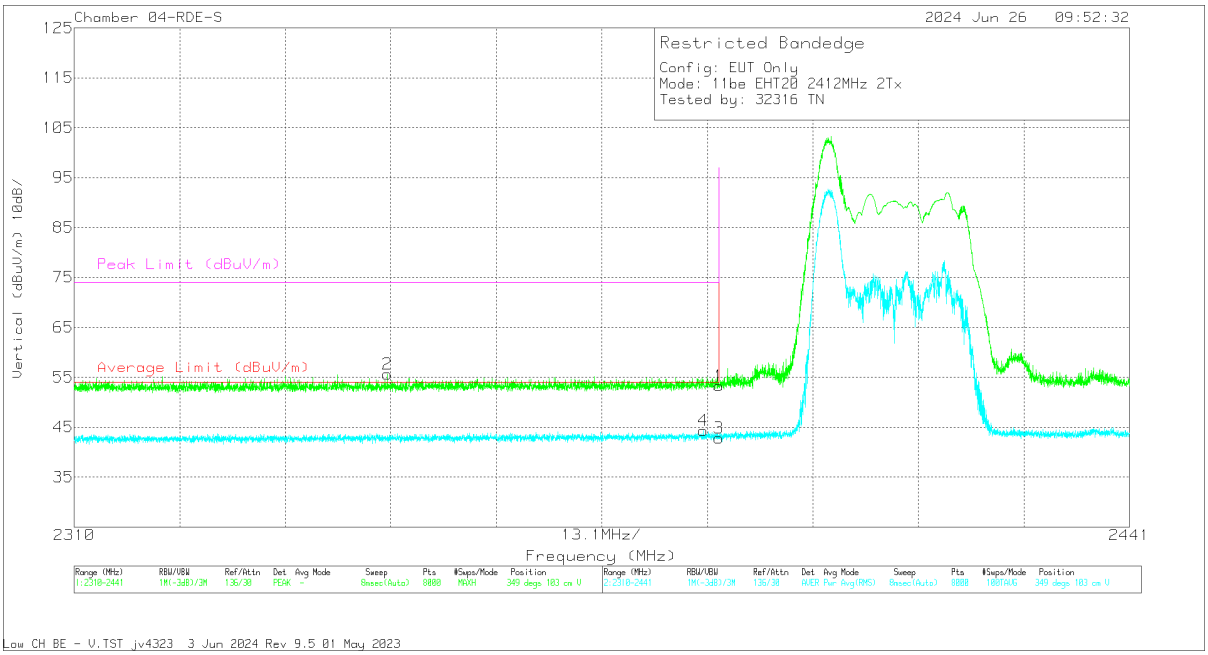

Marker	Frequency (MHz)	Meter Reading (dBuV)	Det	200784 ACF (dB/m)	DCCF (dB)	Gain/Loss (dB)	Corrected Reading (dBuV/m)	Average Limit (dBuV/m)	Margin (dB)	Peak Limit (dBuV/m)	PK Margin (dB)	Azimuth (Degs)	Height (cm)	Polarity
2	* 2348.863	63.57	Pk	32.1	0	-40.05	55.62	-	-	74	-18.38	349	103	V
4	* 2388.086	51.44	RMS	32.3	.58	-39.95	44.37	54	-9.63	-	-	349	103	V
1	* 2390	60.96	Pk	32.3	0	-39.95	53.31	-	-	74	-20.69	349	103	V
3	* 2390	49.86	RMS	32.3	.58	-39.95	42.79	54	-11.21	-	-	349	103	V

* - indicates frequency in 47 CFR Pt 15 / IC RSS-Restricted Band
Pk - Peak detector
RMS - RMS detection

UL Verification Inc.
47173 Benicia Street, Fremont, CA 94538; USA. TEL:(510) 319-4000 FAX:(510) 661-0888
This report shall not be reproduced except in full, without the written approval of UL Verification Inc.

ANT 4 + ANT 3 : 26-Tone RU, Index 8

BANDEDGE (HIGH CHANNEL, CH 11)

HORIZONTAL RESULT

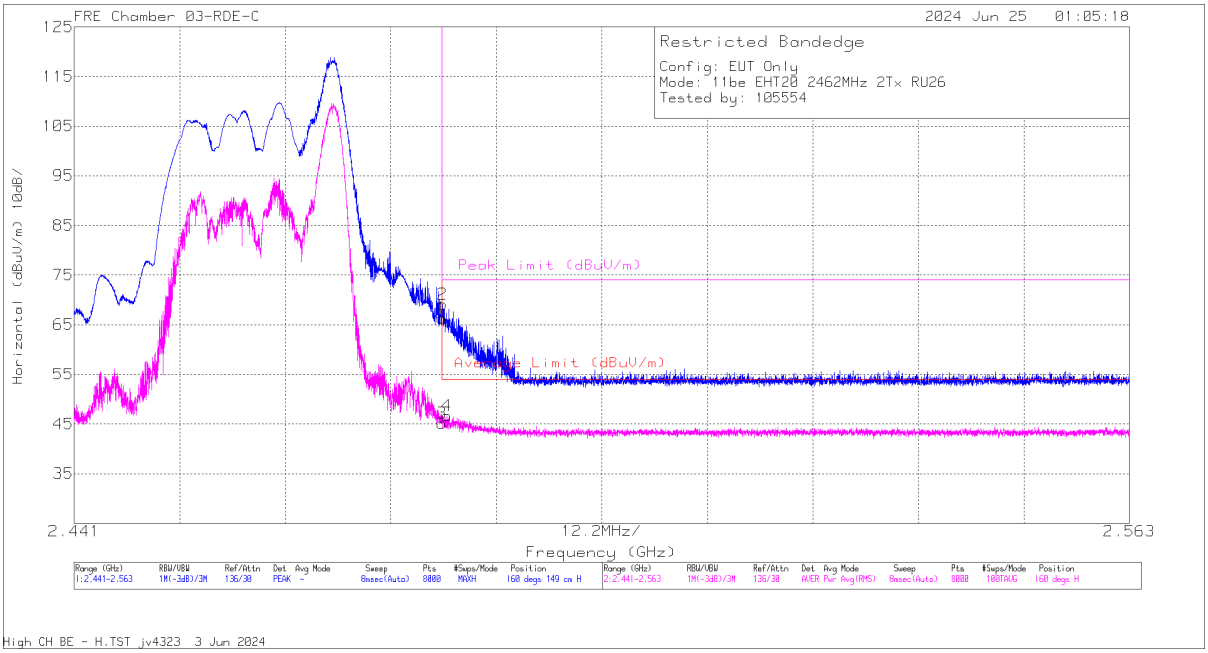

Marker	Frequency (GHz)	Meter Reading (dBuV)	Det	223084 ACF (dB/m)	DCCF (dB)	Gain/Loss (dB)	Corrected Reading (dBuV/m)	Average Limit (dBuV/m)	Margin (dB)	Peak Limit (dBuV/m)	PK Margin (dB)	Azimuth (Degs)	Height (cm)	Polarity
1	* 2.4835	73.59	Pk	32.2	0	-39.4	66.39	-	-	74	-7.61	160	149	H
2	* 2.483614	76.29	Pk	32.2	0	-39.4	69.09	-	-	74	-4.91	160	149	H
3	* 2.4835	51.79	RMS	32.2	.58	-39.4	45.17	54	-8.83	-	-	160	149	H
4	* 2.484087	53.29	RMS	32.2	.58	-39.4	46.67	54	-7.33	-	-	160	149	H

* - indicates frequency in 47 CFR Pt 15 / IC RSS-Restricted Band
Pk - Peak detector
RMS - RMS detection

UL Verification Inc.
47173 Benicia Street, Fremont, CA 94538; USA. TEL:(510) 319-4000 FAX:(510) 661-0888
This report shall not be reproduced except in full, without the written approval of UL Verification Inc.

VERTICAL RESULT

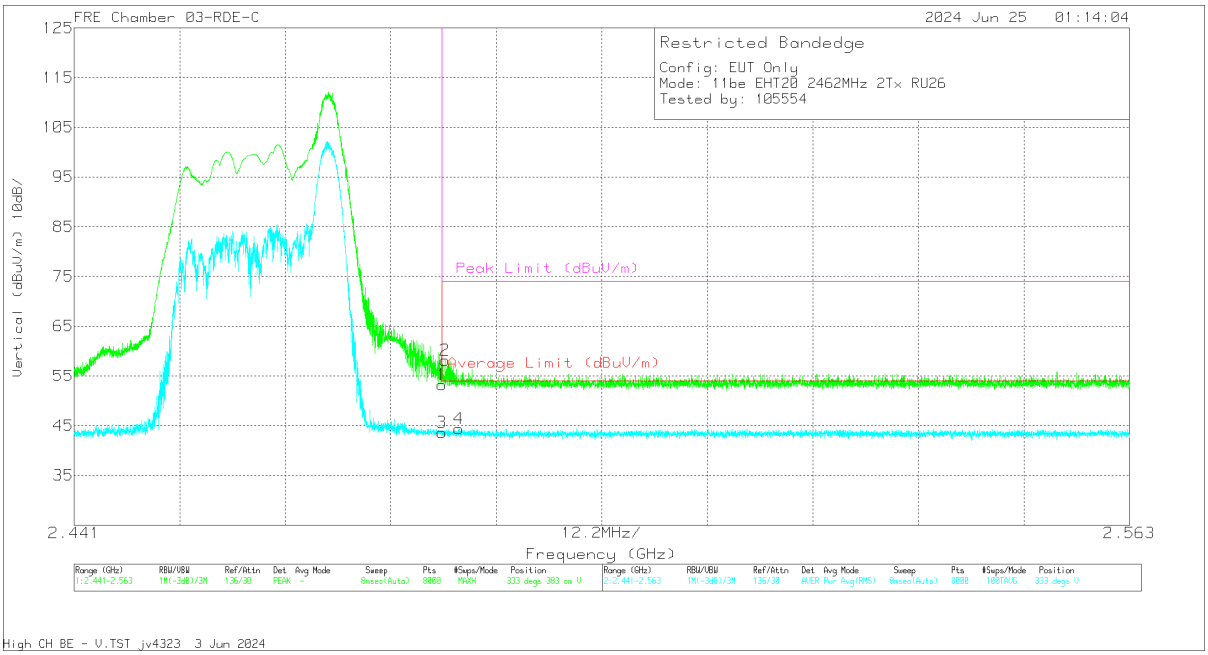

Marker	Frequency (GHz)	Meter Reading (dBuV)	Det	223084 ACF (dB/m)	DCCF (dB)	Gain/Loss (dB)	Corrected Reading (dBuV/m)	Average Limit (dBuV/m)	Margin (dB)	Peak Limit (dBuV/m)	PK Margin (dB)	Azimuth (Degs)	Height (cm)	Polarity
1	* 2.4835	60.48	Pk	32.2	0	-39.4	53.28	-	-	74	-20.72	333	383	V
2	* 2.483873	65.38	Pk	32.2	0	-39.4	58.18	-	-	74	-15.82	333	383	V
3	* 2.4835	50.25	RMS	32.2	.58	-39.4	43.63	54	-10.37	-	-	333	383	V
4	* 2.485444	50.97	RMS	32.2	.58	-39.36	44.39	54	-9.61	-	-	333	383	V

* - indicates frequency in 47 CFR Pt 15 / IC RSS-Restricted Band
Pk - Peak detector
RMS - RMS detection

UL Verification Inc.
47173 Benicia Street, Fremont, CA 94538; USA. TEL:(510) 319-4000 FAX:(510) 661-0888
This report shall not be reproduced except in full, without the written approval of UL Verification Inc.

BANDEDGE (HIGH CHANNEL, CH 12)

HORIZONTAL RESULT

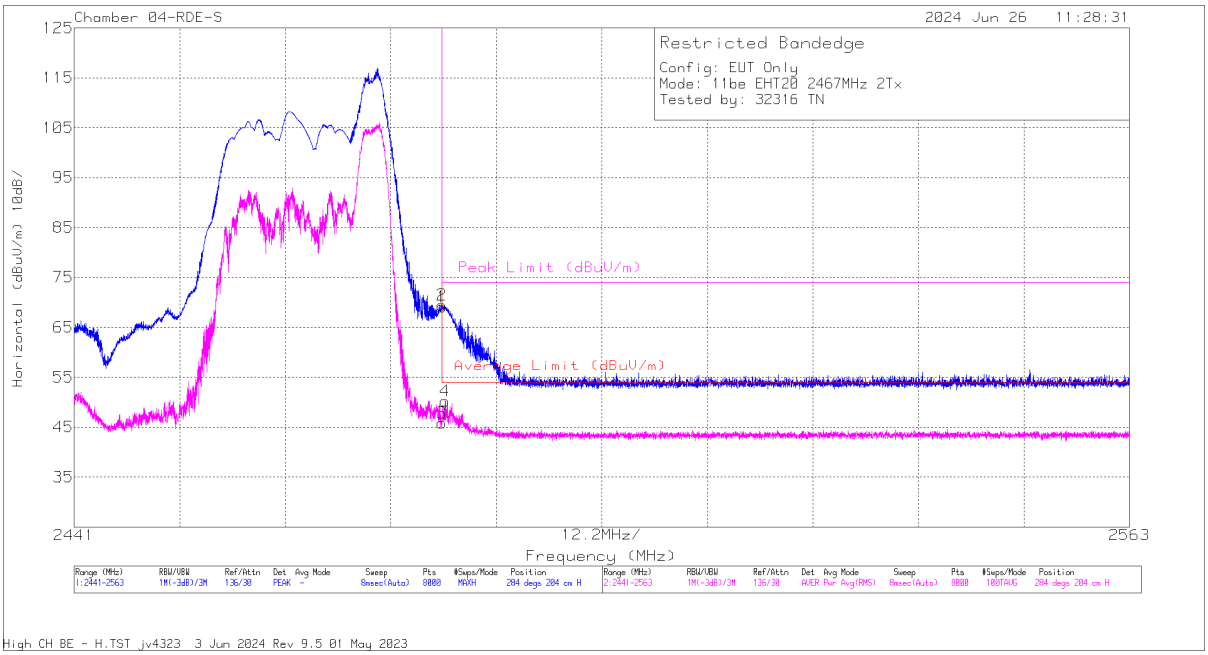

Marker	Frequency (MHz)	Meter Reading (dBuV)	Det	200784 ACF (dB/m)	DCCF (dB)	Gain/Loss (dB)	Corrected Reading (dBuV/m)	Average Limit (dBuV/m)	Margin (dB)	Peak Limit (dBuV/m)	PK Margin (dB)	Azimuth (Degs)	Height (cm)	Polarity
1	* 2483.5	76.38	Pk	32.4	0	-39.69	69.09	-	-	74	-4.91	284	204	H
3	* 2483.5	52.52	RMS	32.4	.58	-39.69	45.81	54	-8.19	-	-	284	204	H
2	* 2483.507	76.78	Pk	32.4	0	-39.69	69.49	-	-	74	-4.51	284	204	H
4	* 2483.889	56.99	RMS	32.4	.58	-39.69	50.28	54	-3.72	-	-	284	204	H

* - indicates frequency in 47 CFR Pt 15 / IC RSS-Restricted Band
Pk - Peak detector
RMS - RMS detection

UL Verification Inc.
47173 Benicia Street, Fremont, CA 94538; USA. TEL:(510) 319-4000 FAX:(510) 661-0888
This report shall not be reproduced except in full, without the written approval of UL Verification Inc.

VERTICAL RESULT

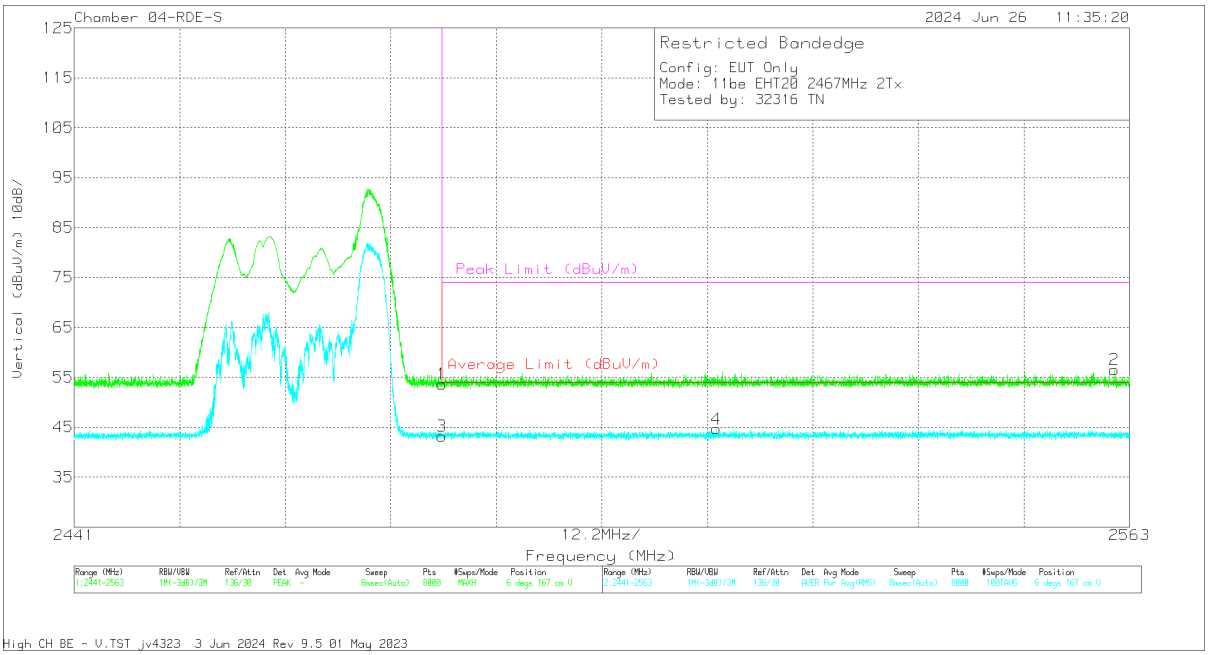

Marker	Frequency (MHz)	Meter Reading (dBuV)	Det	200784 ACF (dB/m)	DCCF (dB)	Gain/Loss (dB)	Corrected Reading (dBuV/m)	Average Limit (dBuV/m)	Margin (dB)	Peak Limit (dBuV/m)	PK Margin (dB)	Azimuth (Degs)	Height (cm)	Polarity
1	* 2483.5	60.94	Pk	32.4	0	-39.69	53.65	-	-	74	-20.35	6	167	V
3	* 2483.5	49.96	RMS	32.4	.58	-39.69	43.25	54	-10.75	-	-	6	167	V
4	* 2515.262	51.3	RMS	32.4	.58	-39.63	44.65	54	-9.35	-	-	6	167	V
2	* 2561.232	63.8	Pk	32.3	0	-39.58	56.52	-	-	74	-17.48	6	167	V

* - indicates frequency in 47 CFR Pt 15 / IC RSS-Restricted Band
Pk - Peak detector
RMS - RMS detection

UL Verification Inc.
47173 Benicia Street, Fremont, CA 94538; USA. TEL:(510) 319-4000 FAX:(510) 661-0888
This report shall not be reproduced except in full, without the written approval of UL Verification Inc.

BANDEDGE (HIGH CHANNEL, CH 13)

HORIZONTAL RESULT

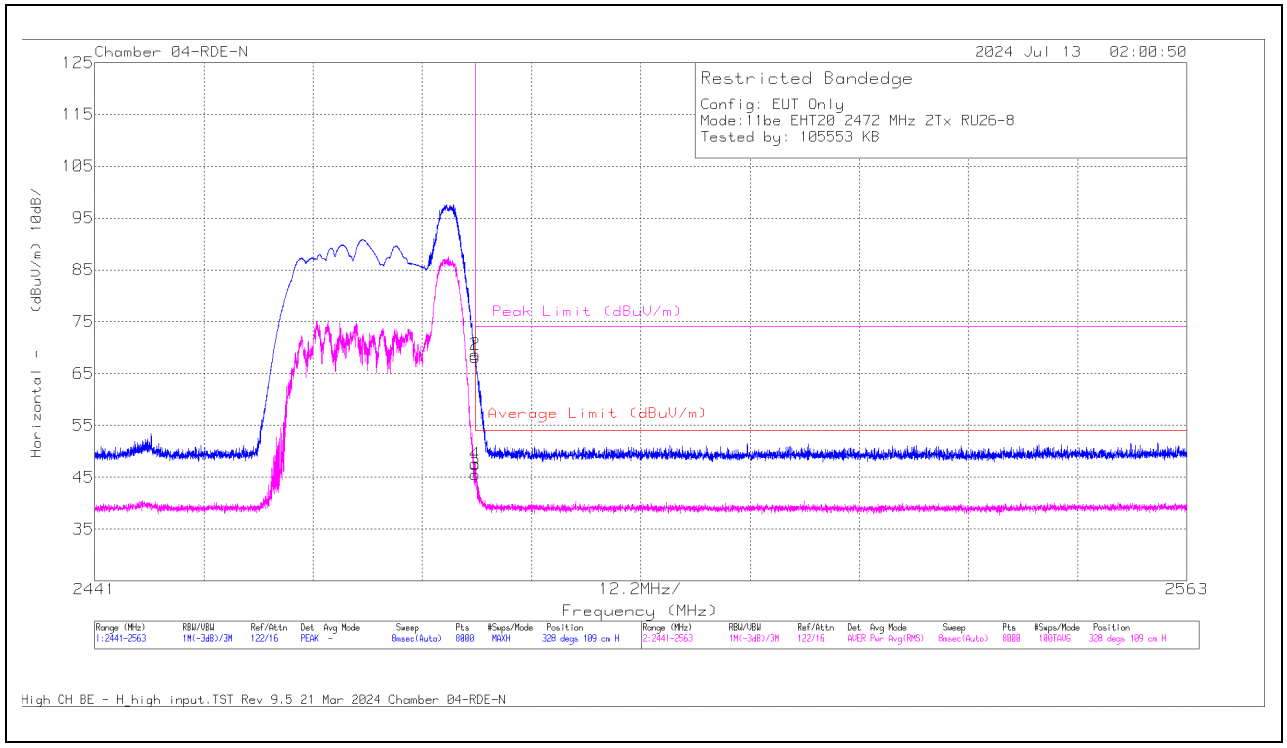

Marker	Frequency (MHz)	Meter Reading (dBuV)	Det	223083 ACF (dB/m)	DCCF (dB)	Gain/Loss (dB)	Corrected Reading (dBuV/m)	Average Limit (dBuV/m)	Margin (dB)	Peak Limit (dBuV/m)	PK Margin (dB)	Azimuth (Degs)	Height (cm)	Polarity
1	* 2483.5	62.93	Pk	32.2	0	-27	68.13	-	-	74	-5.87	328	109	H
3	* 2483.5	39.73	RMS	32.2	.58	-27	45.51	54	-8.49	-	-	328	109	H
4	* 2483.507	41.81	RMS	32.2	.58	-27	47.59	54	-6.41	-	-	328	109	H
2	* 2483.523	63.45	Pk	32.2	0	-27	68.65	-	-	74	-5.35	328	109	H

* - indicates frequency in 47 CFR Pt 15 / IC RSS-Restricted Band
Pk - Peak detector
RMS - RMS detection

UL Verification Inc.
47173 Benicia Street, Fremont, CA 94538; USA. TEL:(510) 319-4000 FAX:(510) 661-0888
This report shall not be reproduced except in full, without the written approval of UL Verification Inc.

VERTICAL RESULT

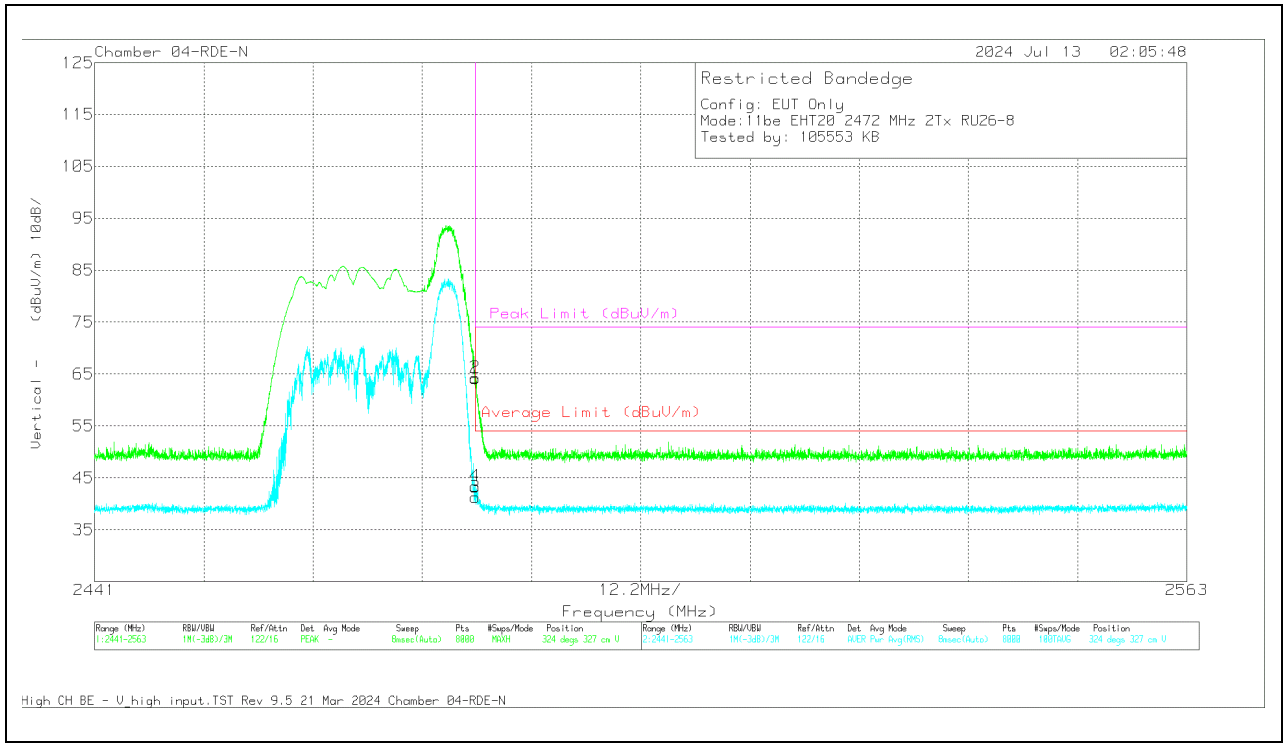

Marker	Frequency (MHz)	Meter Reading (dBuV)	Det	223083 ACF (dB/m)	DCCF (dB)	Gain/Loss (dB)	Corrected Reading (dBuV/m)	Average Limit (dBuV/m)	Margin (dB)	Peak Limit (dBuV/m)	PK Margin (dB)	Azimuth (Degs)	Height (cm)	Polarity
1	* 2483.5	58.9	Pk	32.2	0	-27	64.1	-	-	74	-9.9	324	327	V
3	* 2483.5	35.53	RMS	32.2	.58	-27	41.31	54	-12.69	-	-	324	327	V
2	* 2483.507	59.12	Pk	32.2	0	-27	64.32	-	-	74	-9.68	324	327	V
4	* 2483.523	37.65	RMS	32.2	.58	-27	43.43	54	-10.57	-	-	324	327	V

* - indicates frequency in 47 CFR Pt 15 / IC RSS-Restricted Band
Pk - Peak detector
RMS - RMS detection

UL Verification Inc.
47173 Benicia Street, Fremont, CA 94538; USA. TEL:(510) 319-4000 FAX:(510) 661-0888
This report shall not be reproduced except in full, without the written approval of UL Verification Inc.

10.1.8. 802.11be EHT20 MIMO MODE, HARMONIC AND SPURIOUS EMISSIONS

ANT 4 + ANT 3 : SU

LOW CHANNEL, CH 1 RESULTS

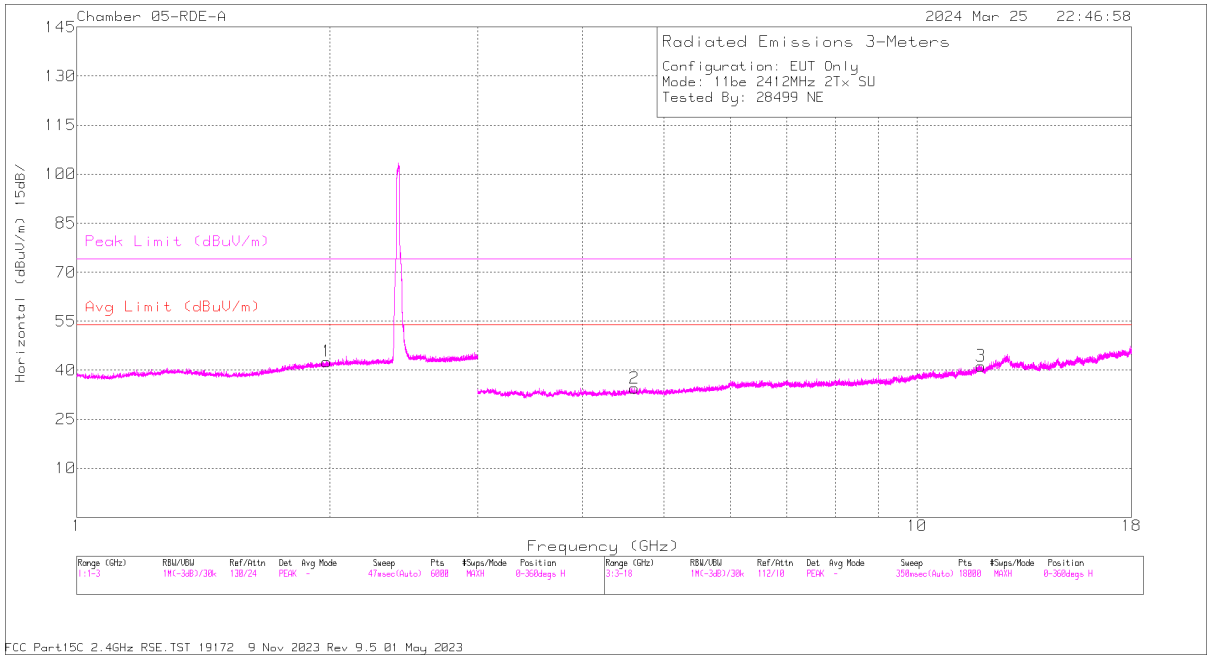

HORIZONTAL

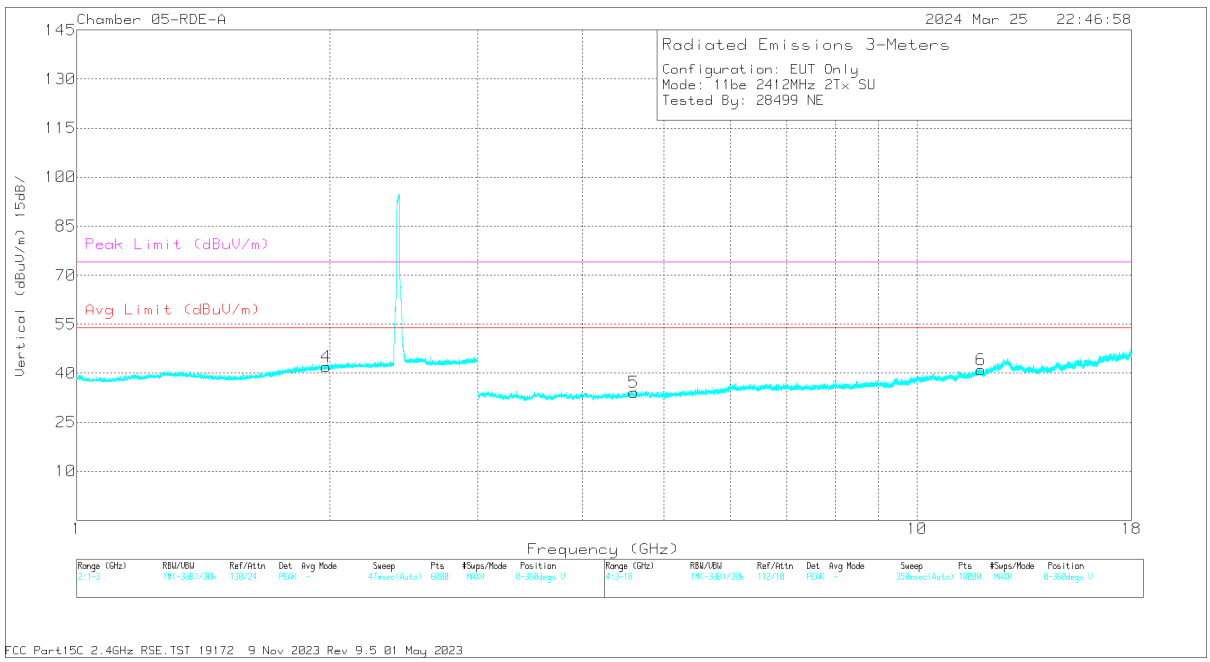

VERTICAL

UL Verification Inc.
47173 Benicia Street, Fremont, CA 94538; USA. TEL:(510) 319-4000 FAX:(510) 661-0888

This report shall not be reproduced except in full, without the written approval of UL Verification Inc.

RADIATED EMISSIONS

Marker	Frequency (GHz)	Meter Reading (dBuV)	Det	80403 ACF (dB/m)	DCCF (dB)	Gain/Loss (dB)	Corrected Reading (dBuV/m)	Avg Limit (dBuV/m)	Margin (dB)	Peak Limit (dBuV/m)	PK Margin (dB)	Azimuth (Degs)	Height (cm)	Polarity
2	* 4.608493	56.82	PK2	34.4	0	-47.4	43.82	-	-	74	-30.18	0	101	H
	* 4.607356	45.25	MAv1	34.4	0	-47.4	32.25	54	-21.75	-	-	0	101	H
3	* 11.91545	53.79	PK2	38.7	0	-41.4	51.09	-	-	74	-22.91	0	199	H
	* 11.91690	41.89	MAv1	38.7	0	-41.4	39.19	54	-14.81	-	-	0	199	H
5	* 4.603573	57.2	PK2	34.4	0	-47.4	44.2	-	-	74	-29.8	0	199	V
	* 4.601785	45.4	MAv1	34.4	0	-47.4	32.4	54	-21.6	-	-	0	199	V
6	* 11.91855	53.42	PK2	38.7	0	-41.46	50.66	-	-	74	-23.34	0	199	V
	* 11.91626	41.92	MAv1	38.7	0	-41.4	39.22	54	-14.78	-	-	0	199	V
4	1.980702	61.68	PK2	31.1	0	-40.6	52.18	-	-	-	-	0	101	V
	1.982251	49.92	MAv1	31.1	0	-40.6	40.42	-	-	-	-	0	101	V
1	1.983437	61.72	PK2	31.1	0	-40.6	52.22	-	-	-	-	0	101	H
	1.982322	50	MAv1	31.1	0	-40.6	40.5	-	-	-	-	0	101	H

* - indicates frequency in 47 CFR Pt 15 / IC RSS-Restricted Band
PK2 - KDB558074 Method: Maximum Peak
MAv1 - KDB558074 Option 1 Maximum RMS Average

UL Verification Inc.
47173 Benicia Street, Fremont, CA 94538; USA. TEL:(510) 319-4000 FAX:(510) 661-0888
This report shall not be reproduced except in full, without the written approval of UL Verification Inc.

MID CHANNEL, CH 6 RESULTS

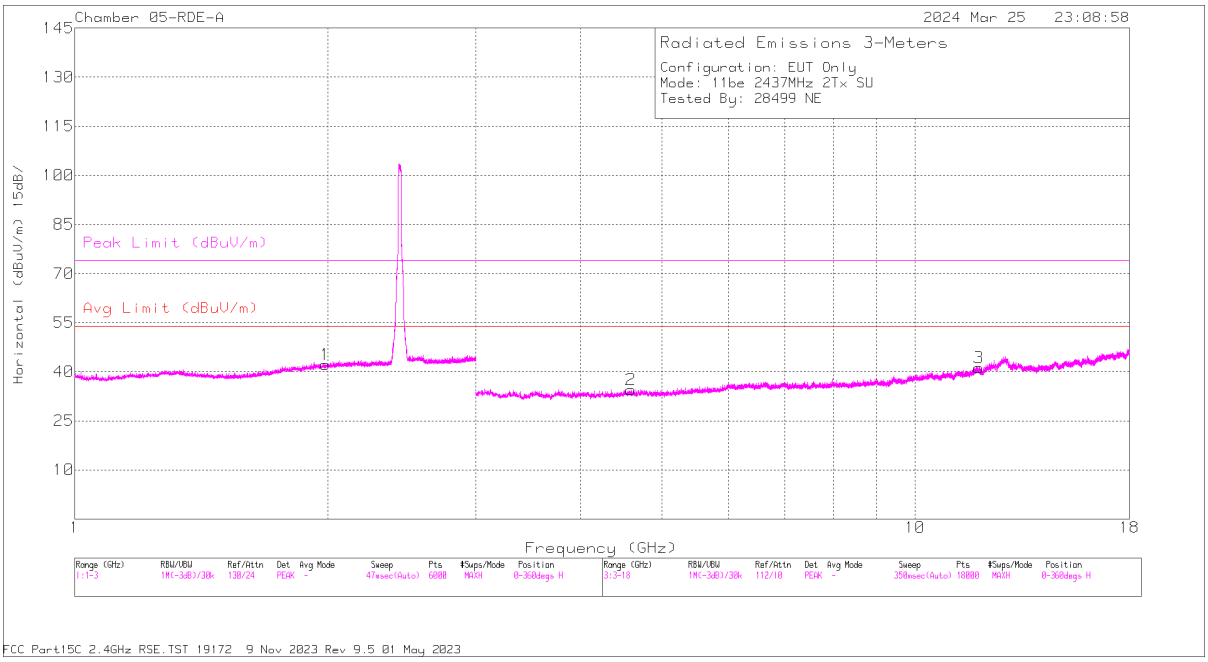

HORIZONTAL

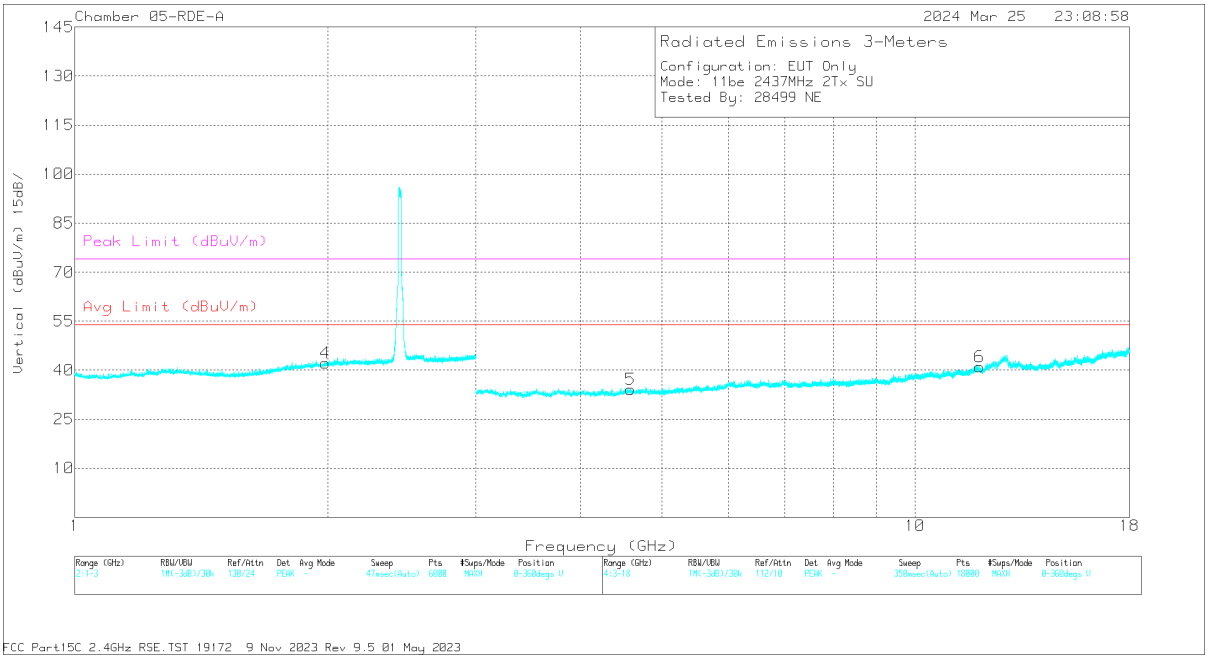

VERTICAL

UL Verification Inc.
47173 Benicia Street, Fremont, CA 94538; USA. TEL:(510) 319-4000 FAX:(510) 661-0888

This report shall not be reproduced except in full, without the written approval of UL Verification Inc.

RADIATED EMISSIONS

Marker	Frequency (GHz)	Meter Reading (dBuV)	Det	80403 ACF (dB/m)	DCCF (dB)	Gain/Loss (dB)	Corrected Reading (dBuV/m)	Avg Limit (dBuV/m)	Margin (dB)	Peak Limit (dBuV/m)	PK Margin (dB)	Azimuth (Degs)	Height (cm)	Polarity
2	* 4.589986	56.71	PK2	34.4	0	-47.5	43.61	-	-	74	-30.39	0	101	H
	* 4.589996	45.47	MAv1	34.4	0	-47.5	32.37	54	-21.63	-	-	0	101	H
3	* 11.90813	53.55	PK2	38.7	0	-41.4	50.85	-	-	74	-23.15	0	101	H
	* 11.90837	41.86	MAv1	38.7	0	-41.4	39.16	54	-14.84	-	-	0	101	H
5	* 4.582831	57.19	PK2	34.4	0	-47.4	44.19	-	-	74	-29.81	0	200	V
	* 4.58397	45.39	MAv1	34.4	0	-47.5	32.29	54	-21.71	-	-	0	200	V
6	* 11.92957	53.69	PK2	38.7	0	-41.46	50.93	-	-	74	-23.07	0	200	V
	* 11.92821	41.98	MAv1	38.7	0	-41.4	39.28	54	-14.72	-	-	0	200	V
1	1.98669	61.66	PK2	31.1	0	-40.6	52.16	-	-	74	-21.84	0	199	H
	1.986324	49.92	MAv1	31.1	0	-40.6	40.42	-	-	-	-	0	101	V
4	1.988393	61.88	PK2	31.2	0	-40.6	52.48	-	-	74	-21.52	0	101	V
	1.988821	49.97	MAv1	31.2	0	-40.6	40.57	-	-	-	-	0	199	H

* - indicates frequency in 47 CFR Pt 15 / IC RSS-Restricted Band
PK2 - KDB558074 Method: Maximum Peak
MAv1 - KDB558074 Option 1 Maximum RMS Average

UL Verification Inc.
47173 Benicia Street, Fremont, CA 94538; USA. TEL:(510) 319-4000 FAX:(510) 661-0888
This report shall not be reproduced except in full, without the written approval of UL Verification Inc.

HIGH CHANNEL, CH 13 RESULTS

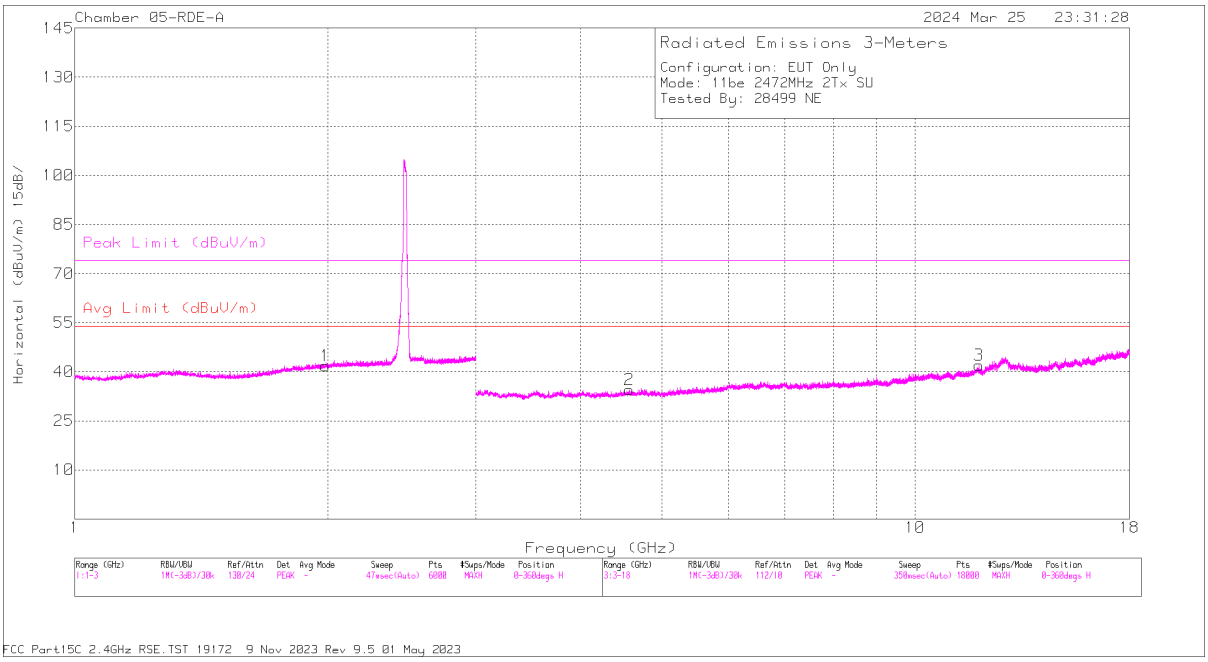

HORIZONTAL

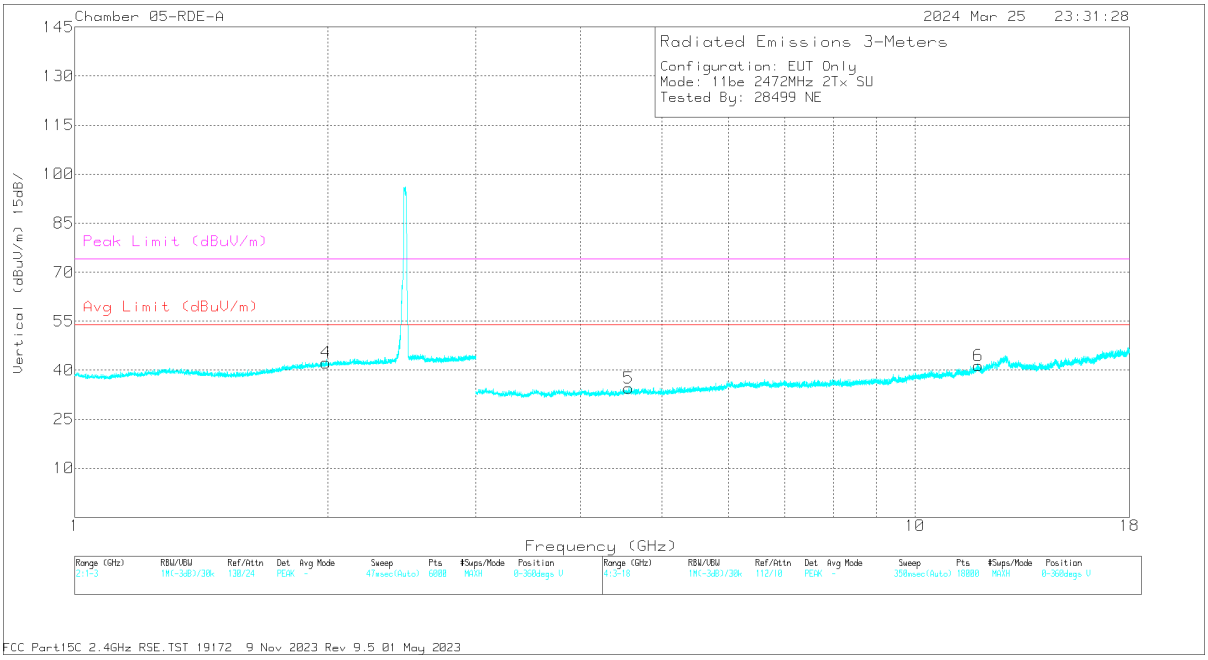

VERTICAL

UL Verification Inc.
47173 Benicia Street, Fremont, CA 94538; USA. TEL:(510) 319-4000 FAX:(510) 661-0888

This report shall not be reproduced except in full, without the written approval of UL Verification Inc.

RADIATED EMISSIONS

Marker	Frequency (GHz)	Meter Reading (dBuV)	Det	80403 ACF (dB/m)	DCCF (dB)	Gain/Loss (dB)	Corrected Reading (dBuV/m)	Avg Limit (dBuV/m)	Margin (dB)	Peak Limit (dBuV/m)	PK Margin (dB)	Azimuth (Degs)	Height (cm)	Polarity
2	* 4.572866	57.33	PK2	34.3	0	-47.6	44.03	-	-	74	-29.97	0	101	H
	* 4.571593	45.74	MAv1	34.3	0	-47.6	32.44	54	-21.56	-	-	0	101	H
3	* 11.90861	53.61	PK2	38.7	0	-41.4	50.91	-	-	74	-23.09	0	198	H
	* 11.90896	42	MAv1	38.7	0	-41.4	39.3	54	-14.7	-	-	0	198	H
5	* 4.559835	57.2	PK2	34.3	0	-47.6	43.9	-	-	74	-30.1	0	198	V
	* 4.562841	45.76	MAv1	34.3	0	-47.5	32.56	54	-21.44	-	-	0	198	V
6	* 11.90891	53.38	PK2	38.7	0	-41.4	50.68	-	-	74	-23.32	0	198	V
	* 11.90794	41.99	MAv1	38.7	0	-41.41	39.28	54	-14.72	-	-	0	198	V
1	1.990112	61.71	PK2	31.2	0	-40.59	52.32	-	-	-	-	0	101	H
	1.984048	50.06	MAv1	31.1	0	-40.6	41.1	-	-	-	-	0	101	H
4	1.991088	61.68	PK2	31.2	0	-40.5	52.38	-	-	-	-	0	101	V
	1.987595	50.11	MAv1	31.2	0	-40.6	40.71	-	-	-	-	0	101	V

* - indicates frequency in 47 CFR Pt 15 / IC RSS-Restricted Band
PK2 - KDB558074 Method: Maximum Peak
MAv1 - KDB558074 Option 1 Maximum RMS Average

UL Verification Inc.
47173 Benicia Street, Fremont, CA 94538; USA. TEL:(510) 319-4000 FAX:(510) 661-0888
This report shall not be reproduced except in full, without the written approval of UL Verification Inc.

ANT 4 + ANT 3 : 26-Tone RU, Index 0

LOW CHANNEL, CH 1 RESULTS

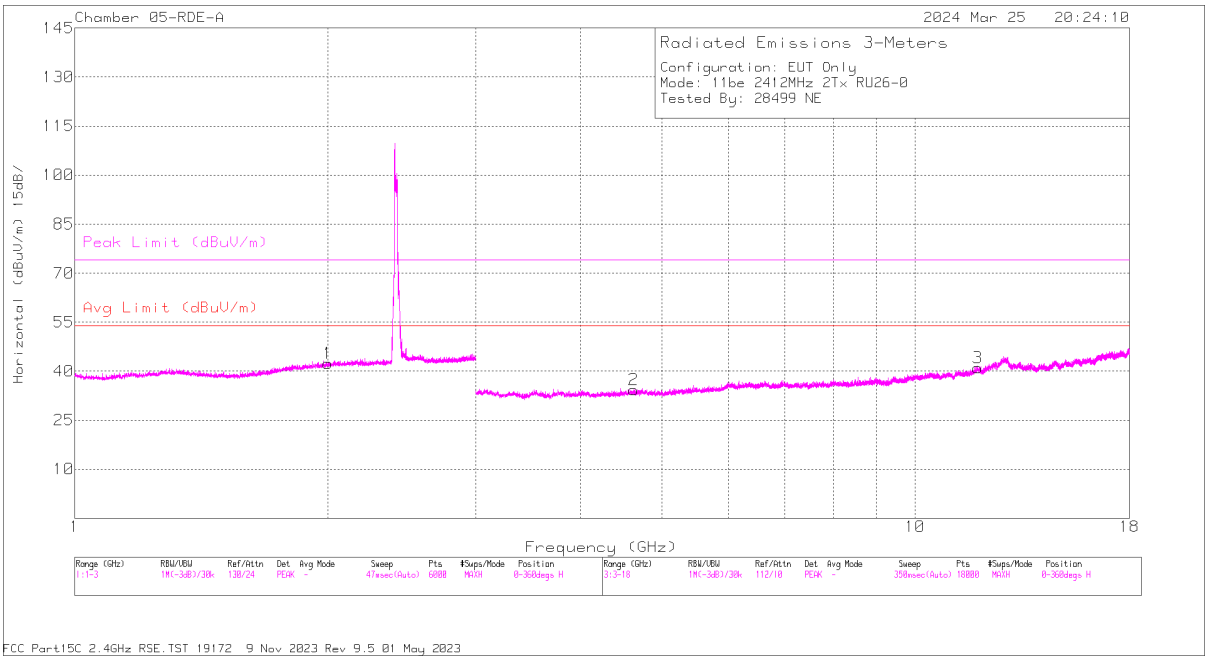

HORIZONTAL

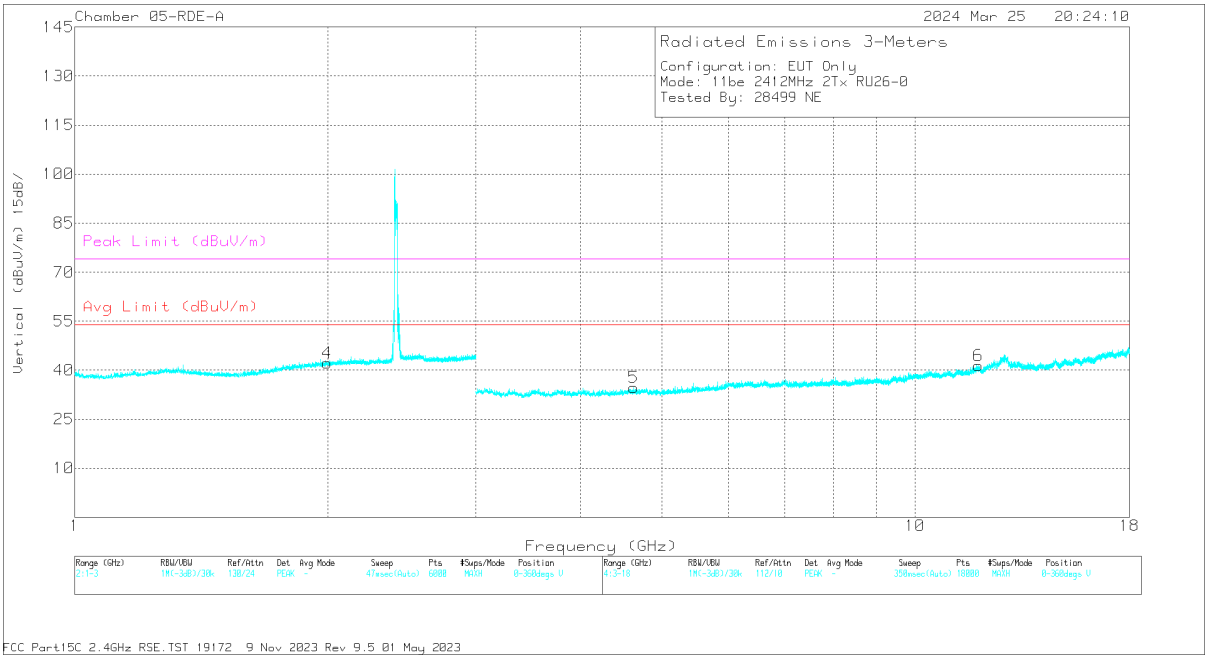

VERTICAL

UL Verification Inc.
47173 Benicia Street, Fremont, CA 94538; USA. TEL:(510) 319-4000 FAX:(510) 661-0888

This report shall not be reproduced except in full, without the written approval of UL Verification Inc.

RADIATED EMISSIONS

Marker	Frequency (GHz)	Meter Reading (dBuV)	Det	80403 ACF (dB/m)	DCCF (dB)	Gain/Loss (dB)	Corrected Reading (dBuV/m)	Avg Limit (dBuV/m)	Margin (dB)	Peak Limit (dBuV/m)	PK Margin (dB)	Azimuth (Degs)	Height (cm)	Polarity
2	* 4.62647	57.79	PK2	34.4	0	-47.45	44.74	-	-	74	-29.26	360	199	H
	* 4.625652	45.44	MAv1	34.4	0	-47.4	32.44	54	-21.56	-	-	360	199	H
3	* 11.87810	53.76	PK2	38.7	0	-41.7	50.76	-	-	74	-23.24	360	199	H
	* 11.87788	42.03	MAv1	38.7	0	-41.7	39.03	54	-14.97	-	-	360	199	H
5	* 4.629412	57.39	PK2	34.4	0	-47.46	44.33	-	-	74	-29.67	360	101	V
	* 4.630157	45.46	MAv1	34.4	0	-47.38	32.48	54	-21.52	-	-	360	101	V
6	* 11.90384	53.47	PK2	38.7	0	-41.52	50.65	-	-	74	-23.35	360	101	V
	* 11.90295	41.83	MAv1	38.7	0	-41.6	38.93	54	-15.07	-	-	360	101	V
4	1.997356	61.44	PK2	31.2	0	-40.5	52.14	-	-	-	-	360	101	V
	1.997823	50.01	MAv1	31.2	0	-40.5	40.71	-	-	-	-	360	101	V
1	2.000219	61.79	PK2	31.2	0	-40.42	52.57	-	-	-	-	360	101	H
	2.001104	49.91	MAv1	31.2	0	-40.5	40.61	-	-	-	-	360	101	H

* - indicates frequency in 47 CFR Pt 15 / IC RSS-Restricted Band
PK2 - KDB558074 Method: Maximum Peak
MAv1 - KDB558074 Option 1 Maximum RMS Average

UL Verification Inc.
47173 Benicia Street, Fremont, CA 94538; USA. TEL:(510) 319-4000 FAX:(510) 661-0888
This report shall not be reproduced except in full, without the written approval of UL Verification Inc.

MID CHANNEL, CH 6 RESULTS

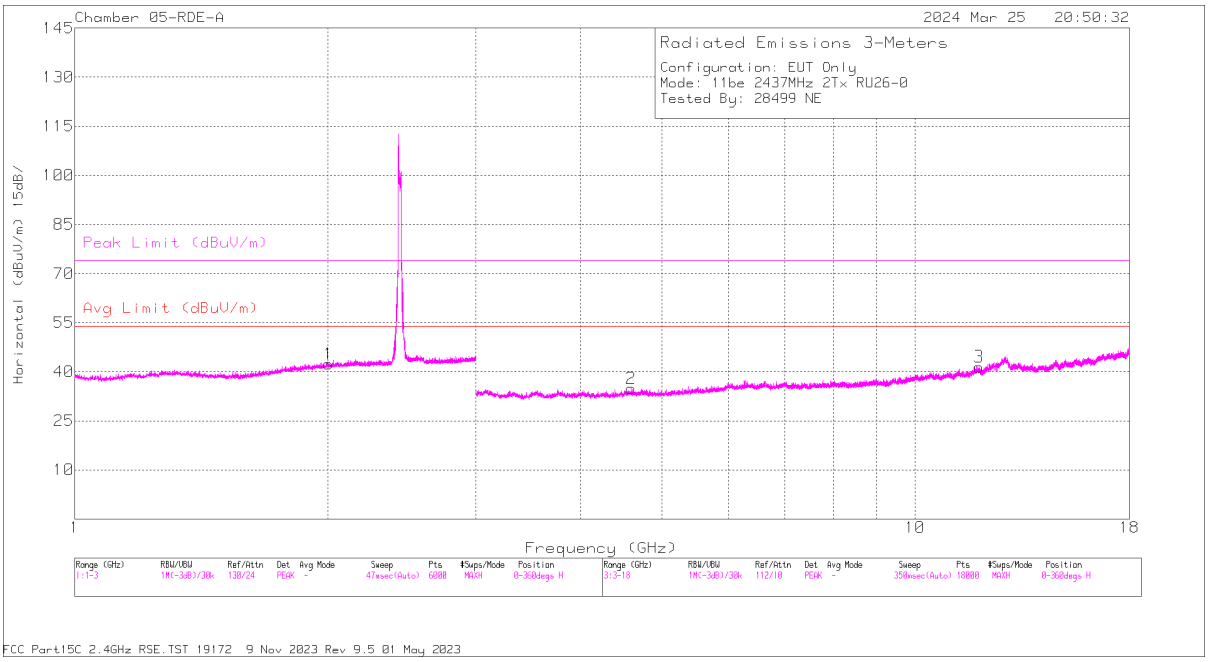

HORIZONTAL

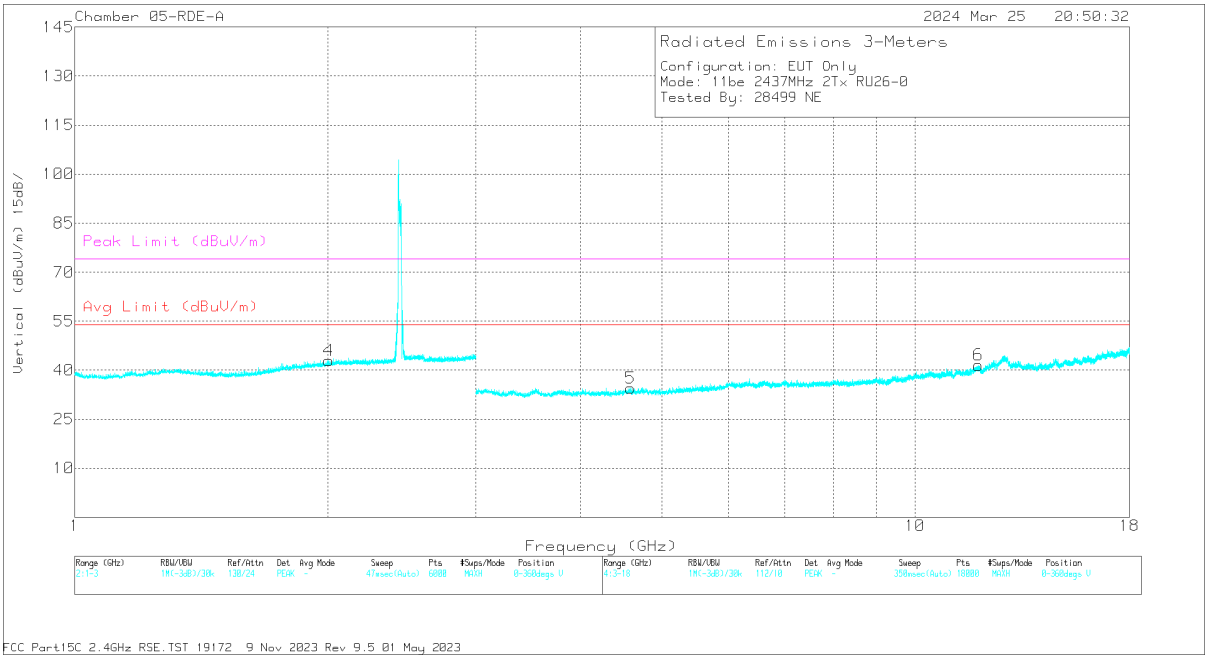

VERTICAL

UL Verification Inc.
47173 Benicia Street, Fremont, CA 94538; USA. TEL:(510) 319-4000 FAX:(510) 661-0888

This report shall not be reproduced except in full, without the written approval of UL Verification Inc.

RADIATED EMISSIONS

Marker	Frequency (GHz)	Meter Reading (dBuV)	Det	80403 ACF (dB/m)	DCCF (dB)	Gain/Loss (dB)	Corrected Reading (dBuV/m)	Avg Limit (dBuV/m)	Margin (dB)	Peak Limit (dBuV/m)	PK Margin (dB)	Azimuth (Degs)	Height (cm)	Polarity
2	* 4.590839	57.04	PK2	34.4	0	-47.42	44.02	-	-	74	-29.98	0	101	H
	* 4.590487	45.41	MAv1	34.4	0	-47.45	32.36	54	-21.64	-	-	0	101	H
3	* 11.92861	53.15	PK2	38.7	0	-41.4	50.45	-	-	74	-23.55	0	101	H
	* 11.92698	41.97	MAv1	38.7	0	-41.5	39.17	54	-14.83	-	-	0	101	H
5	* 4.588627	56.99	PK2	34.4	0	-47.5	43.89	-	-	74	-30.11	0	200	V
	* 4.589851	45.41	MAv1	34.4	0	-47.5	32.31	54	-21.69	-	-	0	200	V
6	* 11.90572	53.7	PK2	38.7	0	-41.5	50.9	-	-	74	-23.1	0	200	V
	* 11.90835	42	MAv1	38.7	0	-41.4	39.3	54	-14.7	-	-	0	200	V
1	2.004111	61.91	PK2	31.2	0	-40.51	52.6	-	-	-	-	0	198	H
	2.001525	50.3	MAv1	31.2	0	-40.5	41	-	-	-	-	0	198	H
4	2.004852	61.49	PK2	31.2	0	-40.59	52.1	-	-	-	-	0	198	V
	2.006726	49.88	MAv1	31.3	0	-40.5	40.68	-	-	-	-	0	198	V

* - indicates frequency in 47 CFR Pt 15 / IC RSS-Restricted Band
PK2 - KDB558074 Method: Maximum Peak
MAv1 - KDB558074 Option 1 Maximum RMS Average

UL Verification Inc.
47173 Benicia Street, Fremont, CA 94538; USA. TEL:(510) 319-4000 FAX:(510) 661-0888
This report shall not be reproduced except in full, without the written approval of UL Verification Inc.

HIGH CHANNEL, CH 13 RESULTS

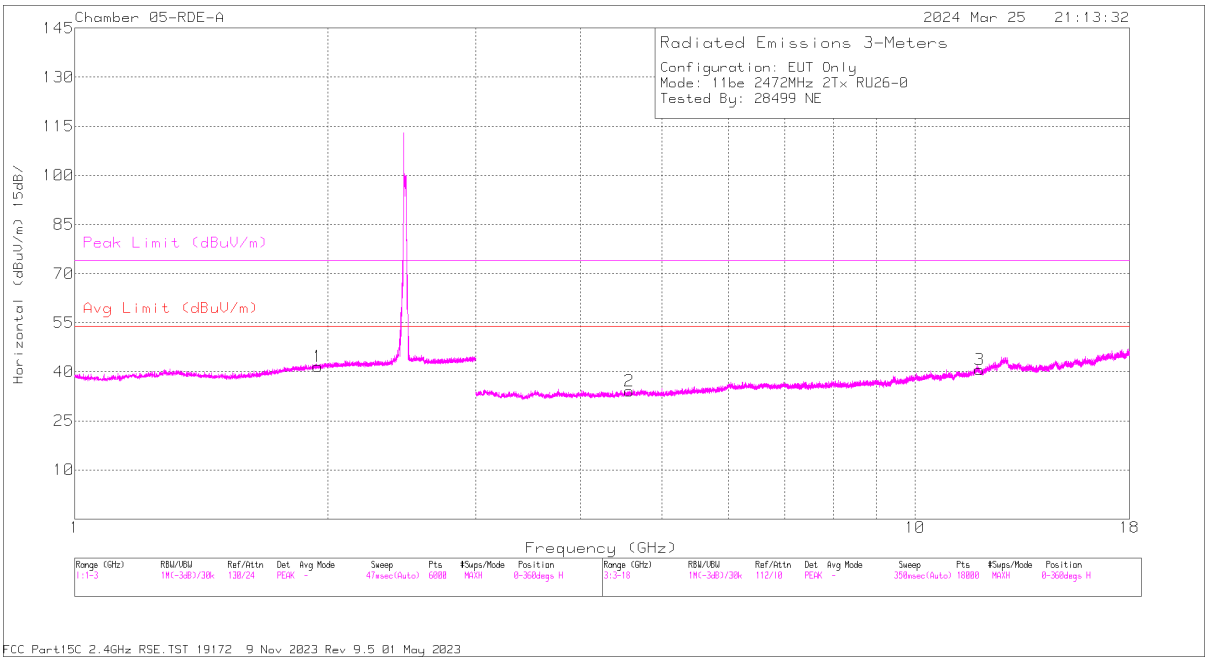

HORIZONTAL

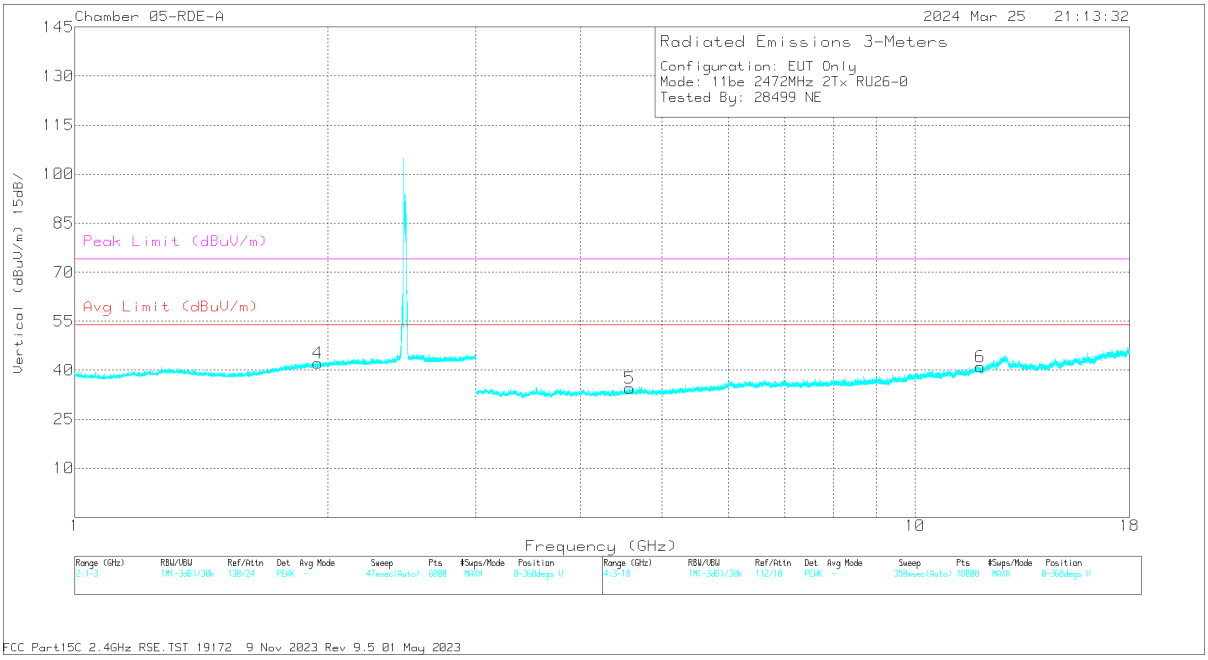

VERTICAL

UL Verification Inc.
47173 Benicia Street, Fremont, CA 94538; USA. TEL:(510) 319-4000 FAX:(510) 661-0888

This report shall not be reproduced except in full, without the written approval of UL Verification Inc.

RADIATED EMISSIONS

Marker	Frequency (GHz)	Meter Reading (dBuV)	Det	80403 ACF (dB/m)	DCCF (dB)	Gain/Loss (dB)	Corrected Reading (dBuV/m)	Avg Limit (dBuV/m)	Margin (dB)	Peak Limit (dBuV/m)	PK Margin (dB)	Azimuth (Degs)	Height (cm)	Polarity
2	* 4.571447	57.27	PK2	34.3	0	-47.6	43.97	-	-	74	-30.03	0	200	H
	* 4.571584	45.79	MAv1	34.3	0	-47.6	32.49	54	-21.51	-	-	0	200	H
3	* 11.94711	53.55	PK2	38.8	0	-41.7	50.65	-	-	74	-23.35	0	101	H
	* 11.94909	41.85	MAv1	38.8	0	-41.81	38.84	54	-15.16	-	-	0	101	H
5	* 4.573624	57.87	PK2	34.3	0	-47.54	44.63	-	-	74	-29.37	0	101	V
	* 4.576884	45.76	MAv1	34.3	0	-47.31	32.75	54	-21.25	-	-	0	101	V
6	* 11.97011	54.19	PK2	38.8	0	-41.8	51.19	-	-	74	-22.81	0	200	V
	* 11.96812	42.09	MAv1	38.8	0	-41.9	38.99	54	-15.01	-	-	0	200	V
4	1.945536	61.94	PK2	31	0	-40.5	52.44	-	-	-	-	0	200	V
	1.94602	49.87	MAv1	31	0	-40.5	40.37	-	-	-	-	0	200	V
1	1.946225	61.78	PK2	31	0	-40.52	52.26	-	-	-	-	0	101	H
	1.948787	49.97	MAv1	31	0	-40.6	40.37	-	-	-	-	0	101	H

* - indicates frequency in 47 CFR Pt 15 / IC RSS-Restricted Band
PK2 - KDB558074 Method: Maximum Peak
MAv1 - KDB558074 Option 1 Maximum RMS Average

UL Verification Inc.
47173 Benicia Street, Fremont, CA 94538; USA. TEL:(510) 319-4000 FAX:(510) 661-0888
This report shall not be reproduced except in full, without the written approval of UL Verification Inc.

10.2. WORST CASE (30 MHz – 1 GHz)

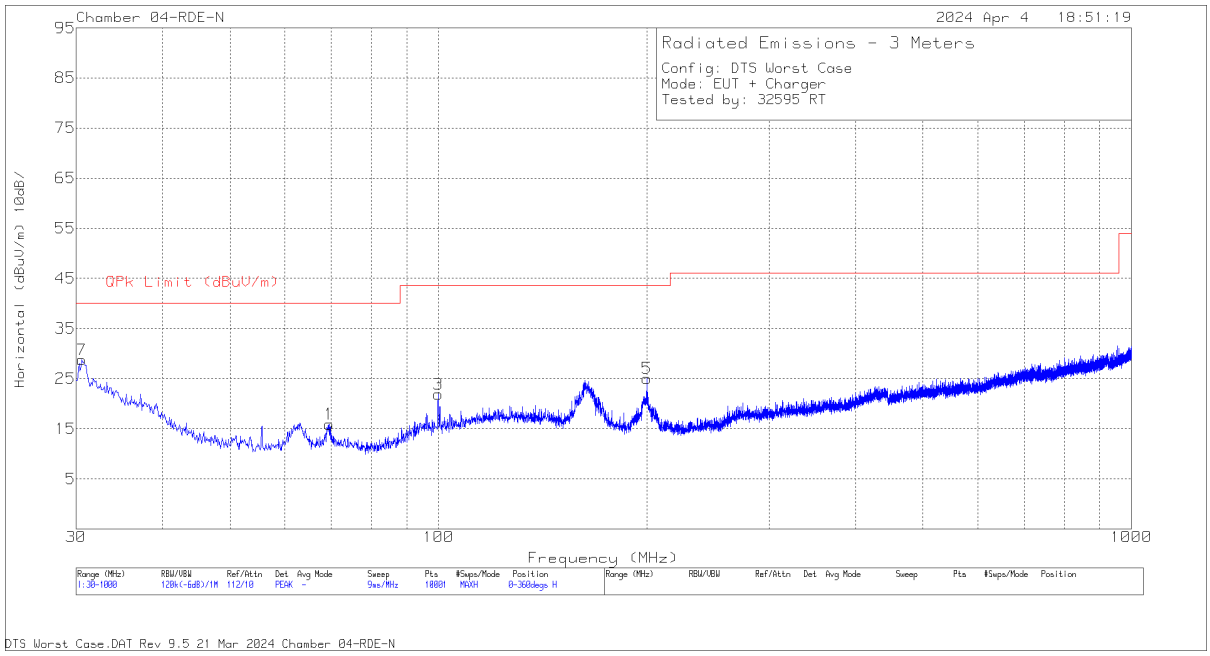

HORIZONTAL

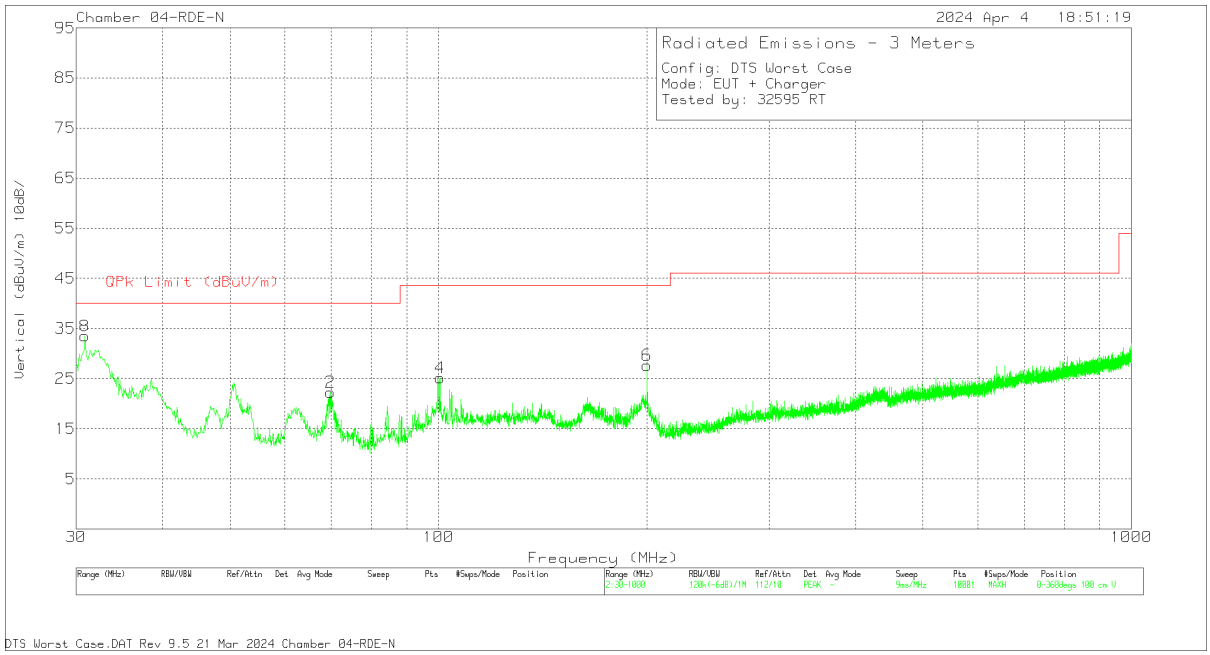

VERTICAL

UL Verification Inc.
47173 Benicia Street, Fremont, CA 94538; USA. TEL:(510) 319-4000 FAX:(510) 661-0888

This report shall not be reproduced except in full, without the written approval of UL Verification Inc.

30 MHz – 1GHz DATA

Marker	Frequency (MHz)	Meter Reading (dBuV)	Det	222008 ACF (dB/m)	Amp Cbl (dB)	Corrected Reading (dBuV/m)	QPk Limit (dBuV/m)	Margin (dB)	Azimuth (Degs)	Height (cm)	Polarity
7	30.582	34.53	Pk	26.6	-32.4	28.73	40	-11.27	0-360	100	H
8	30.873	39.39	Pk	26.5	-32.4	33.49	40	-6.51	0-360	100	V
1	69.576	33.89	Pk	14.1	-32.1	15.89	40	-24.11	0-360	100	H
2	69.867	40.28	Pk	14.1	-32.1	22.28	40	-17.72	0-360	100	V
3	99.84	37.35	Pk	16.4	-31.9	21.85	43.52	-21.67	0-360	200	H
4	100.519	40.41	Pk	16.6	-31.9	25.11	43.52	-18.41	0-360	100	V
5	199.944	37.89	Pk	18.4	-31.3	24.99	43.52	-18.53	0-360	100	H
6	199.944	40.54	Pk	18.4	-31.3	27.64	43.52	-15.88	0-360	100	V

Pk - Peak detector

UL Verification Inc.
47173 Benicia Street, Fremont, CA 94538; USA. TEL:(510) 319-4000 FAX:(510) 661-0888
This report shall not be reproduced except in full, without the written approval of UL Verification Inc.

10.3. WORST CASE (18 GHz – 26 GHz)

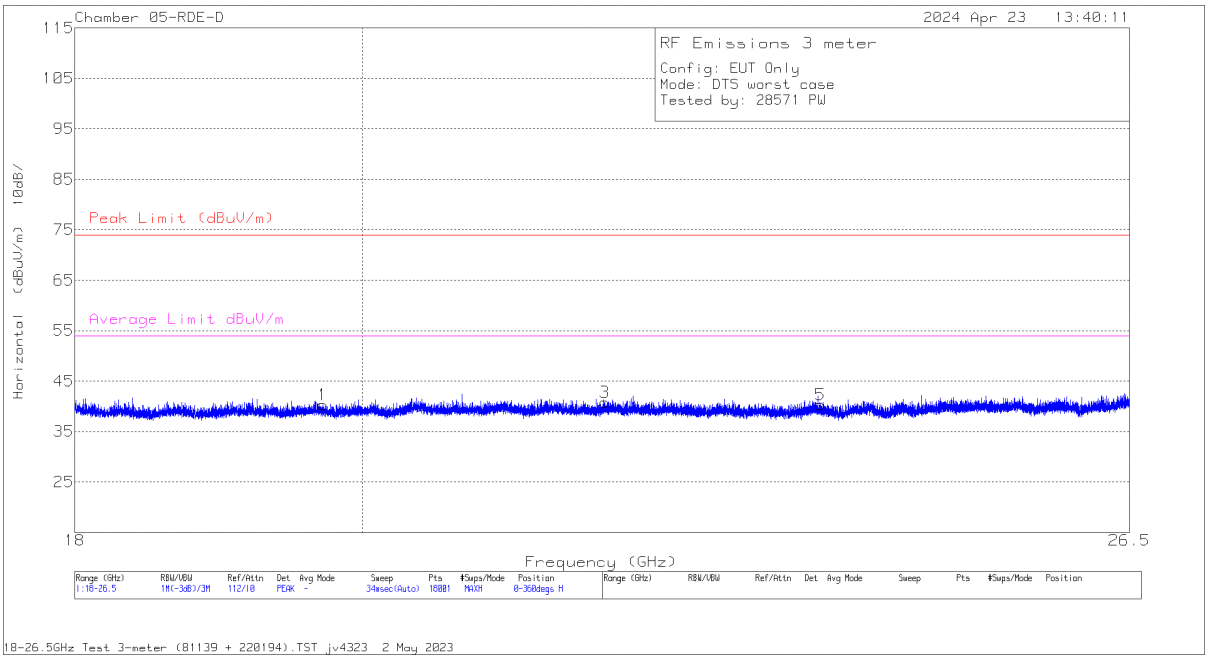

HORIZONTAL

VERTICAL

UL Verification Inc.
47173 Benicia Street, Fremont, CA 94538; USA. TEL:(510) 319-4000 FAX:(510) 661-0888
This report shall not be reproduced except in full, without the written approval of UL Verification Inc.

18 GHz – 26GHz DATA

Marker	Frequency (GHz)	Meter Reading (dBuV)	Det	81139 ACF (dB/m)	Amp/Cbl (dB)	Cables (dB)	Corrected Reading (dBuV/m)	Peak Limit (dBuV/m)	PK Margin (dB)	Azimuth (Degs)	Height (cm)	Polarity
1	19.716527	55.38	Pk	33	-61.3	13.2	40.28	74	-33.72	0-360	200	H
2	19.746749	55.3	Pk	33	-61.3	13.2	40.2	74	-33.8	0-360	101	V
3	21.863248	54.54	Pk	33.5	-61.1	13.9	40.84	74	-33.16	0-360	101	H
4	21.863248	53.9	Pk	33.5	-61.1	13.9	40.2	74	-33.8	0-360	101	V
5	23.66147	54.94	Pk	33.9	-63	14.4	40.24	74	-33.76	0-360	200	H
6	23.684136	55.38	Pk	33.9	-63	14.4	40.68	74	-33.32	0-360	199	V

Pk - Peak detector

UL Verification Inc.
47173 Benicia Street, Fremont, CA 94538; USA. TEL:(510) 319-4000 FAX:(510) 661-0888
This report shall not be reproduced except in full, without the written approval of UL Verification Inc.

11. AC POWER LINE CONDUCTED EMISSIONS

LIMITS

FCC §15.207 (a)

RSS-Gen 8.8

Frequency of Emission (MHz)	Conducted Limit (dBµV)	
	Quasi-peak	Average
0.15-0.5	66 to 56 *	56 to 46 *
0.5-5	56	46
5-30	60	50

*Decreases with the logarithm of the frequency.

TEST PROCEDURE

The EUT is placed on a non-conducting table 40 cm from the vertical ground plane and 80 cm above the horizontal ground plane. The EUT is configured in accordance with ANSI C63.10.

The receiver is set to a resolution bandwidth of 9 kHz. Peak detection is used unless otherwise noted as quasi-peak or average.

Line conducted data is recorded for both NEUTRAL and HOT lines.

RESULTS

UL Verification Inc.
47173 Benicia Street, Fremont, CA 94538; USA. TEL:(510) 319-4000 FAX:(510) 661-0888
This report shall not be reproduced except in full, without the written approval of UL Verification Inc.

11.1. AC POWER LINE WITH AC/DC ADAPTER

LINE 1 RESULTS

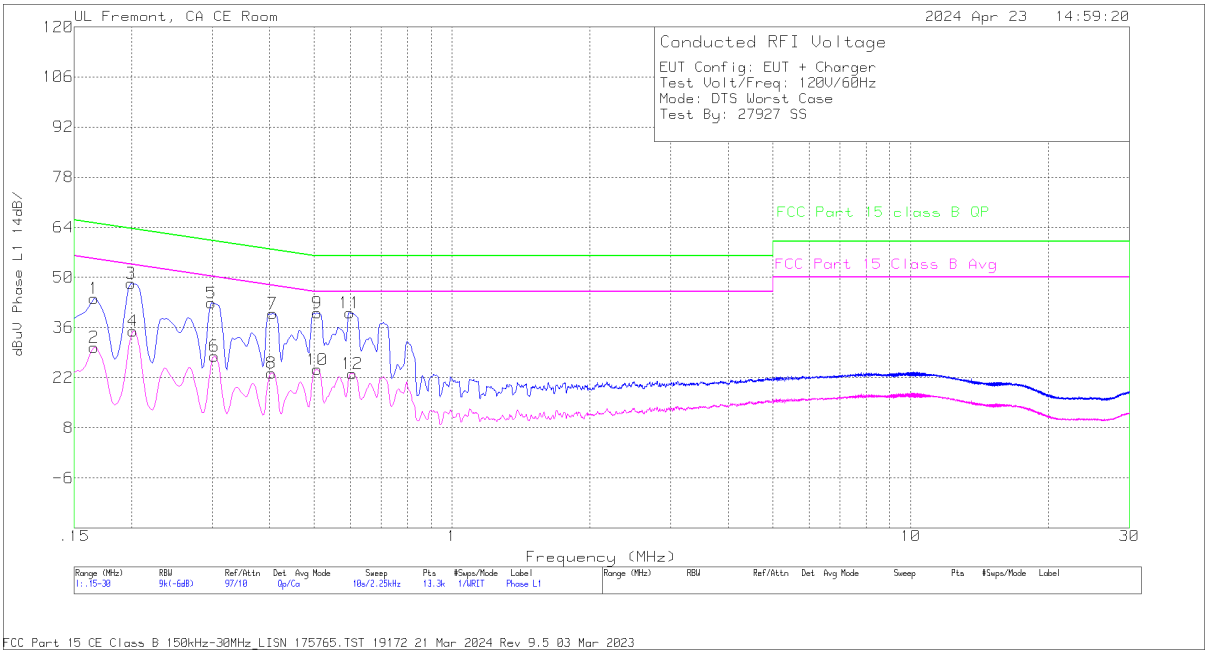

DATA

Range 1: Phase L1 .15 - 30MHz													
Marker	**Frequency (MHz)**	**Meter Reading (dBuV)**	**Det**	**Cbl (dB)**	**LISN (dB)**	**Trns Limiter (dB)**	**10 dB Pad**	**DCCF (dB)**	**Corrected Reading (dBuV)**	**FCC Part 15 Class B Avg (dBuV)**	**Margin (dB)**	**FCC Part 15 class B QP (dBuV)**	**Margin (dB)**
2	.1658	10.37	Ca	0	.1	9.5	10	.54	30.51	55.17	-24.66	-	-
4	.2018	14.98	Ca	.1	0	9.4	10	.54	35.02	53.54	-18.52	-	-
6	.303	7.96	Ca	.1	0	9.4	10	.54	28	50.16	-22.16	-	-
8	.4043	3.36	Ca	0	0	9.4	10	.54	23.3	47.77	-24.47	-	-
10	.5078	4.4	Ca	0	0	9.3	10	.54	24.24	46	-21.76	-	-
12	.6068	3.23	Ca	0	0	9.4	10	.54	23.17	46	-22.83	-	-
1	.1658	24.03	Qp	0	.1	9.5	10	.54	44.17	-	-	65.17	-21
3	.1995	28.15	Qp	.1	.1	9.4	10	.54	48.29	-	-	63.63	-15.34
5	.2985	22.79	Qp	.1	0	9.4	10	.54	42.83	-	-	60.28	-17.45
7	.4065	19.93	Qp	0	0	9.4	10	.54	39.87	-	-	57.72	-17.85
9	.5078	20.21	Qp	0	0	9.3	10	.54	40.05	-	-	56	-15.95
11	.5978	20.23	Qp	0	0	9.4	10	.54	40.17	-	-	56	-15.83

Qp - Quasi-Peak detector
Ca - CISPR average detection

UL Verification Inc.
47173 Benicia Street, Fremont, CA 94538; USA. TEL:(510) 319-4000 FAX:(510) 661-0888
This report shall not be reproduced except in full, without the written approval of UL Verification Inc.

LINE 2 RESULTS

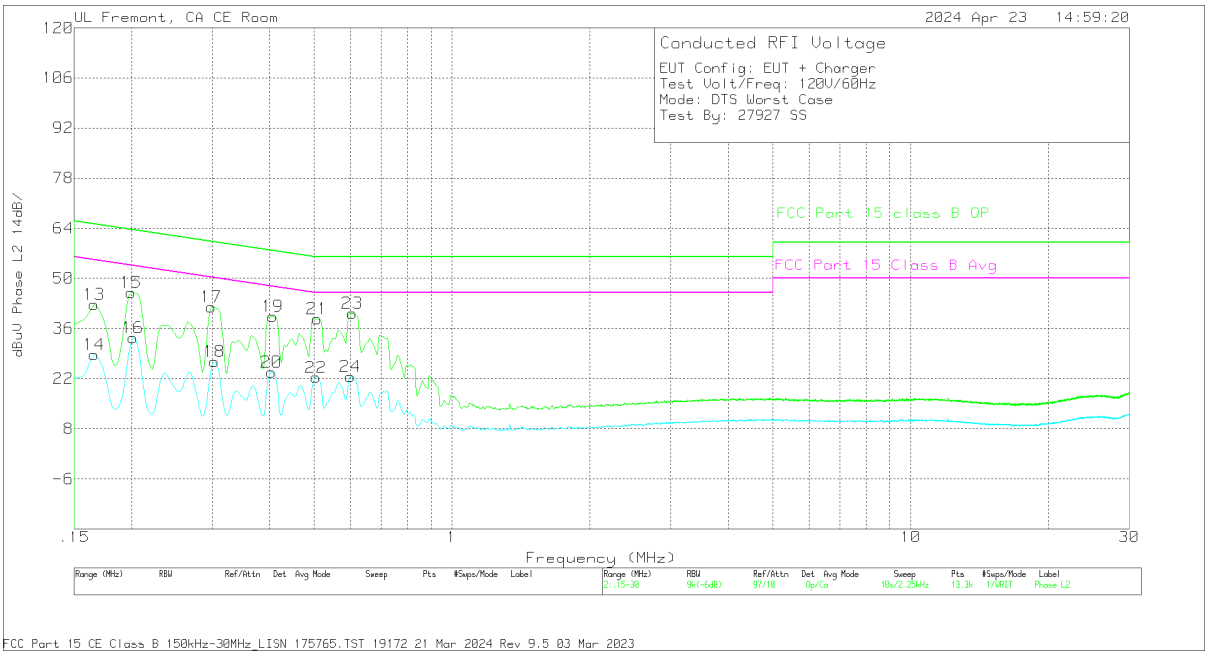

DATA

Range 2: Phase L2 .15 - 30MHz													
Marker	Frequency (MHz)	Meter Reading (dBuV)	Det	Cbl (dB)	LISN (dB)	Trns Limiter (dB)	10 dB Pad	DCCF (dB)	Corrected Reading (dBuV)	FCC Part 15 Class B Avg (dBuV)	Margin (dB)	FCC Part 15 class B QP (dBuV)	Margin (dB)
14	.1658	8.6	Ca	0	.1	9.5	10	.54	28.74	55.17	-26.43	-	-
16	.2018	13.35	Ca	.1	0	9.4	10	.54	33.39	53.54	-20.15	-	-
18	.303	6.67	Ca	.1	0	9.4	10	.54	26.71	50.16	-23.45	-	-
20	.4043	3.83	Ca	.1	0	9.4	10	.54	23.87	47.77	-23.9	-	-
22	.5055	2.48	Ca	0	0	9.3	10	.54	22.32	46	-23.68	-	-
24	.6	2.56	Ca	.1	0	9.4	10	.54	22.6	46	-23.4	-	-
13	.1658	22.64	Qp	0	.1	9.5	10	.54	42.78	-	-	65.17	-22.39
15	.1995	26.09	Qp	.1	0	9.4	10	.54	46.13	-	-	63.63	-17.5
17	.2985	21.93	Qp	.1	0	9.4	10	.54	41.97	-	-	60.28	-18.31
19	.4065	19.32	Qp	.1	0	9.4	10	.54	39.36	-	-	57.72	-18.36
21	.5078	18.88	Qp	0	0	9.3	10	.54	38.72	-	-	56	-17.28
23	.6068	20.17	Qp	.1	0	9.4	10	.54	40.21	-	-	56	-15.79

Qp - Quasi-Peak detector
Ca - CISPR average detection

UL Verification Inc.
47173 Benicia Street, Fremont, CA 94538; USA. TEL:(510) 319-4000 FAX:(510) 661-0888
This report shall not be reproduced except in full, without the written approval of UL Verification Inc.

11.2. AC POWER LINE WITH LAPTOP

LINE 1 RESULTS

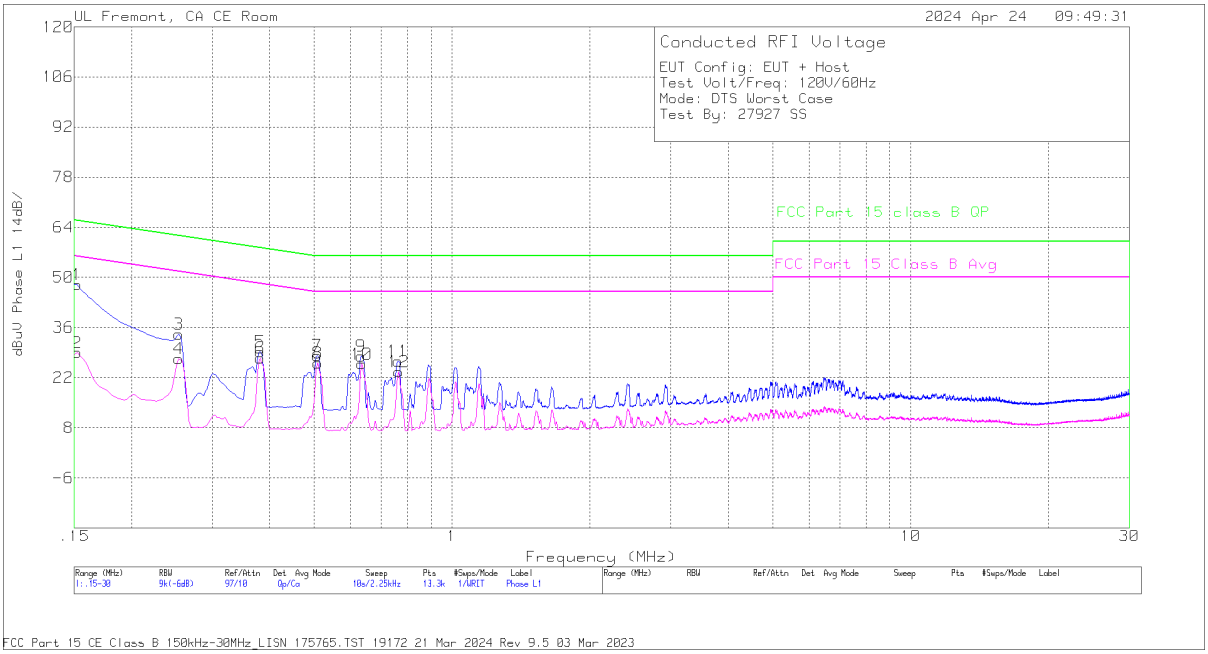

DATA

Range 1: Phase L1 .15 - 30MHz													
Marker	Frequency (MHz)	Meter Reading (dBuV)	Det	Cbl (dB)	LISN (dB)	Trns Limiter (dB)	10 dB Pad	DCCF (dB)	Corrected Reading (dBuV)	FCC Part 15 Class B Avg (dBuV)	Margin (dB)	FCC Part 15 class B QP (dBuV)	Margin (dB)
2	.1523	8.84	Ca	0	.1	9.5	10	.54	28.98	55.88	-26.9	-	-
4	.2535	7.43	Ca	0	0	9.4	10	.54	27.37	51.64	-24.27	-	-
6	.3818	7.58	Ca	0	0	9.4	10	.54	27.52	48.24	-20.72	-	-
8	.51	6.3	Ca	0	0	9.3	10	.54	26.14	46	-19.86	-	-
10	.636	5.77	Ca	.1	0	9.4	10	.54	25.81	46	-20.19	-	-
12	.7643	3.66	Ca	.1	0	9.4	10	.54	23.7	46	-22.3	-	-
1	.1523	27.78	Qp	0	.1	9.5	10	.54	47.92	-	-	65.88	-17.96
3	.2535	14.25	Qp	0	0	9.4	10	.54	34.19	-	-	61.64	-27.45
5	.3818	9.28	Qp	0	0	9.4	10	.54	29.22	-	-	58.24	-29.02
7	.5078	8.3	Qp	0	0	9.3	10	.54	28.14	-	-	56	-27.86
9	.6338	8.01	Qp	.1	0	9.4	10	.54	28.05	-	-	56	-27.95
11	.762	6.59	Qp	.1	0	9.4	10	.54	26.63	-	-	56	-29.37

Qp - Quasi-Peak detector
Ca - CISPR average detection

UL Verification Inc.
47173 Benicia Street, Fremont, CA 94538; USA. TEL:(510) 319-4000 FAX:(510) 661-0888
This report shall not be reproduced except in full, without the written approval of UL Verification Inc.

LINE 2 RESULTS

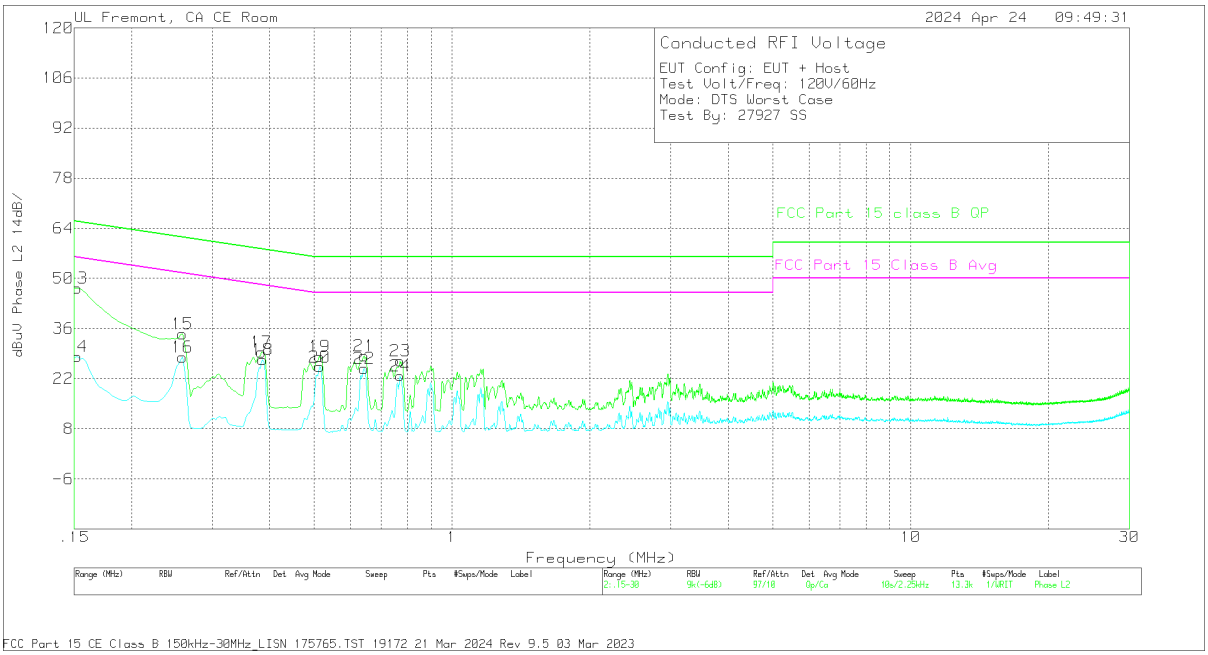

DATA

Range 2: Phase L2 .15 - 30MHz													
Marker	Frequency (MHz)	Meter Reading (dBuV)	Det	Cbl (dB)	LISN (dB)	Trns Limiter (dB)	10 dB Pad	DCCF (dB)	Corrected Reading (dBuV)	FCC Part 15 Class B Avg (dBuV)	Margin (dB)	FCC Part 15 class B QP (dBuV)	Margin (dB)
14	.1523	8.06	Ca	0	.1	9.5	10	.54	28.2	55.88	-27.68	-	-
16	.258	8.02	Ca	0	0	9.4	10	.54	27.96	51.5	-23.54	-	-
18	.3863	7.23	Ca	.1	0	9.4	10	.54	27.27	48.14	-20.87	-	-
20	.5145	5.45	Ca	0	0	9.3	10	.54	25.29	46	-20.71	-	-
22	.6428	4.79	Ca	.1	0	9.4	10	.54	24.83	46	-21.17	-	-
24	.771	2.89	Ca	0	0	9.4	10	.54	22.83	46	-23.17	-	-
13	.1523	27.19	Qp	0	.1	9.5	10	.54	47.33	-	-	65.88	-18.55
15	.258	14.49	Qp	0	0	9.4	10	.54	34.43	-	-	61.5	-27.07
17	.384	9.39	Qp	.1	0	9.4	10	.54	29.43	-	-	58.19	-28.76
19	.5145	8.4	Qp	0	0	9.3	10	.54	28.24	-	-	56	-27.76
21	.6428	8.29	Qp	.1	0	9.4	10	.54	28.33	-	-	56	-27.67
23	.771	7	Qp	0	0	9.4	10	.54	26.94	-	-	56	-29.06

Qp - Quasi-Peak detector
Ca - CISPR average detection

UL Verification Inc.
47173 Benicia Street, Fremont, CA 94538; USA. TEL:(510) 319-4000 FAX:(510) 661-0888
This report shall not be reproduced except in full, without the written approval of UL Verification Inc.

12. SETUP PHOTOS

Please refer to 14982489-EP1V1 for setup photos

END OF TEST REPORT

UL Verification Inc.
47173 Benicia Street, Fremont, CA 94538; USA. TEL:(510) 319-4000 FAX:(510) 661-0888

This report shall not be reproduced except in full, without the written approval of UL Verification Inc.