RADIATED TEST REPORT

Report Number: 14982489-E8V2 & E9V2

Applicant	:	APPLE INC. 1 APPLE PARK WAY CUPERTINO, CA 95014, U.S.A.
Model	:	A3082
Brand	:	APPLE
FCC ID	:	BCG-E8692A
IC	:	579C-E8692A
EUT Description	:	SMARTPHONE
Test Standard(s)	:	FCC 47 CFR PART 15 SUBPART E ISED RSS-247 ISSUE 3 ISED RSS-GEN ISSUE 5 + A1 + A2

Date Of Issue:
2024/08/09

Prepared by:
UL Verification Services Inc.
47173 Benicia Street
Fremont, CA 94538 U.S.A.
TEL: (510) 319-4000
FAX: (510) 661-0888

CERT #0751.05

REPORT REVISION HISTORY

Rev.	Issue Date	Revisions	Revised By
V1	2024/08/06	Initial Review	Everardo H. Torres
V2	2024/08/09	Address TCB's questions	Chin Pang

UL LLC.
47173 Benicia Street, Fremont, CA 94538; USA. TEL:(510) 319-4000 FAX:(510) 661-0888
This report shall not be reproduced except in full, without the written approval of UL LLC.

TABLE OF CONTENTS

1. RADIATED TEST RESULTS 4

1.1. TRANSMITTER ABOVE 1 GHz 6

1.1.1. 802.11n/ac SISO MODE IN UNII-1 BAND – BANDEDGE 6
1.1.2. 802.11n/ac MIMO MODE IN UNII-1 BAND – BANDEDGE 9
1.1.3. 802.11be SISO SU MODE IN UNII-1 BAND – BANDEDGE 12
1.1.4. 802.11be SISO PARTIAL RU MODE IN UNII-1 BAND – BANDEDGE 15
1.1.5. 802.11be MIMO SU MODE IN UNII-1 BAND – BANDEDGE 19
1.1.6. 802.11be MIMO PARTIAL RU MODE IN UNII-1 BAND – BANDEDGE 22
1.1.7. 802.11n/ac MIMO MODE IN UNII-1 BAND – SPURIOUS EMISSIONS 25
1.1.8. 802.11be MIMO MODE IN UNII-1 BAND – SPURIOUS EMISSIONS 29
1.1.9. 802.11n/ac SISO MODE IN UNII-2A BAND – BANDEDGE 37
1.1.10. 802.11n/ac MIMO MODE IN UNII-2A BAND – BANDEDGE 40
1.1.11. 802.11be SISO SU MODE IN UNII-2A BAND – BANDEDGE 43
1.1.12. 802.11be SISO PARTIAL RU MODE IN UNII-2A BAND – BANDEDGE 46
1.1.13. 802.11be MIMO SU MODE IN UNII-2A BAND – BANDEDGE 50
1.1.14. 802.11be MIMO PARTIAL RU MODE IN UNII-2A BAND – BANDEDGE 53
1.1.15. 802.11n/ac MIMO MODE IN UNII-2A BAND – SPURIOUS EMISSIONS 56
1.1.16. 802.11be MIMO MODE IN UNII-2A BAND – SPURIOUS EMISSIONS 60
1.1.17. 802.11n/ac SISO MODE IN UNII-2C BAND – BANDEDGES 65
1.1.18. 802.11n/ac MIMO MODE IN UNII-2C BAND – BANDEDGES 71
1.1.19. 802.11be SISO SU MODE IN UNII-2C BAND – BANDEDGES 76
1.1.20. 802.11be SISO PARTIAL RU MODE IN UNII-2C BAND – BANDEDGES 82
1.1.21. 802.11be MIMO SU MODE IN UNII-2C BAND – BANDEDGES 89
1.1.22. 802.11be MIMO PARTIAL RU MODE IN UNII-2C BAND - BANDEDGES 94
1.1.23. 802.11n/ac MIMO MODE IN UNII-2C BAND – SPURIOUS EMISSIONS 100
1.1.24. 802.11be MIMO MODE IN UNII-2C BAND – SPURIOUS EMISSIONS 104
1.1.25. 802.11n/ac SISO MODE IN UNII-3 BAND – BANDEDGES 114
1.1.26. 802.11n/ac MIMO MODE IN UNII-3 BAND – BANDEDGES 119
1.1.27. 802.11be SISO SU MODE IN UNII-3 BAND – BANDEDGES 124
1.1.28. 802.11be SISO PARTIAL RU MODE IN UNII-3 BAND – BANDEDGES 129
1.1.29. 802.11be MIMO SU MODE IN UNII-3 BAND - BANDEDGES 135
1.1.30. 802.11be MIMO PARTIAL RU MODE IN UNII-3 BAND – BANDEDGES 140
1.1.31. 802.11n/ac MIMO MODE IN UNII-3 BAND – SPURIOUS EMISSIONS 145
1.1.32. 802.11be MIMO MODE IN UNII-3 BAND – SPURIOUS EMISSIONS 148

1.2. WORST CASE BELOW 1 GHz 155

1.3. WORST CASE 18-26 GHz 157

1.4. WORST CASE 26-40 GHz 159

2. AC POWERLINE CONDUCTED EMISSIONS 161

2.1. AC POWER LINE WITH LAPTOP 162

2.2. AC POWER LINE WITH AC/DC ADAPTER 164

3. SETUP PHOTOS: 166

UL LLC.
47173 Benicia Street, Fremont, CA 94538; USA. TEL:(510) 319-4000 FAX:(510) 661-0888
This report shall not be reproduced except in full, without the written approval of UL LLC.

1. RADIATED TEST RESULTS

LIMITS

FCC §15.205 and §15.209 -Restriced bands
FCC §15.407(b)(1-3) -Un-Restriced bands

RSS 247 Issue 2 Sections

6.2.1.2 (for 5150-5250 MHz band)
6.2.2.2 (for 5250-5350 MHz band)
6.2.3.2 (for 5470-5600 MHz and 5650-5725 MHz bands)
6.2.4.2 (for 5725-5850 MHz band)

Frequency Range (MHz)	Field Strength Limit (uV/m) at 3 m	Field Strength Limit (dBuV/m) at 3 m
30 - 88	100	40
88 - 216	150	43.5
216 - 960	200	46
Above 960	500	54

TEST PROCEDURE

The EUT is placed on a non-conducting table 80 cm above the ground plane for measurement below 1GHz and 1.5 meters above the ground plane for measurement above 1GHz. The antenna to EUT distance is 3 meters. The EUT is configured in accordance with ANSI C63.10. The EUT is set to transmit in a continuous mode.

For measurements below 1 GHz the resolution bandwidth is set to 100 kHz for peak detection measurements or 120 kHz for quasi-peak detection measurements in the 30-1000MHz range, 9kHz for peak and/or quasi-peak detection measurements in the 0.15-30MHz range and 200Hz for peak and/or quasi-peak detection measurements in the 9 to 150kHz range. Peak detection is used unless otherwise noted as quasi-peak or average (9-90kHz and 110-490kHz).

For pre-scans above 1 GHz the resolution bandwidth is set to 1 MHz; the video bandwidth is set to 30 KHz for peak measurements.

For final measurements above 1 GHz the resolution bandwidth is set to 1 MHz; the video bandwidth is set to 3 MHz for peak measurements and as applicable for average measurements.

The spectrum from 30 MHz to 1GHz and 18GHz to 40 GHz is investigated with the transmitter set to transmit at the channel with highest output power as worst-case scenario. 1GHz to 18GHz was set to the lowest, middle, and highest channels in the 5 GHz bands.

The frequency range of interest is monitored at a fixed antenna height and EUT azimuth. The EUT is rotated through 360 degrees to maximize emissions received. The antenna is scanned from 1 to 4 meters above the ground plane to further maximize the emission. Measurements are made with the antenna polarized in both the vertical and the horizontal positions.

UL LLC.
47173 Benicia Street, Fremont, CA 94538; USA. TEL:(510) 319-4000 FAX:(510) 661-0888
This report shall not be reproduced except in full, without the written approval of UL LLC.

Note: The limits in CFR 47, Part 15, Subpart C, paragraph 15.209(a), are identical to those in RSS-Gen section 8.9, Table 6, since the measurements are performed in terms of magnetic field strength and converted to electric field strength levels (as report in the table) using free space impedance of 377 Ohms. For example, the measurement at frequency X kHz resulted in a level of Y dBuV/m, which is equivalent to Y-51.5 = Z dBuA/m, which has the same margin, W dB to the corresponding RSS-Gen Table 6 limit as it has to 15.209(a) limit.
In addition:

KDB 414788 Open Field Site(OFS) and Chamber Correlation Justification

Base on FCC 15.31 (f) (2): measurements may be performed at a distance closer than that specified in the regulations; however, an attempt should be made to avoid making measurements in the near field.

OFS and chamber correlation testing had been performed and chamber measured test result is the worst-case test result.

RESULTS

The plots in these sections are for reference settings only for different bandwidth and different antenna.

UL LLC.
47173 Benicia Street, Fremont, CA 94538; USA. TEL:(510) 319-4000 FAX:(510) 661-0888
This report shall not be reproduced except in full, without the written approval of UL LLC.

1.1. TRANSMITTER ABOVE 1 GHz

1.1.1. 802.11n/ac SISO MODE IN UNII-1 BAND – BANDEDGE

UNII-1 (SISO)	Channel Frequency (MHz)	Ant. #	Frequency (GHz)	Meter Reading (dBuV)	Det	AF (dB/m)	Amp/Cbl/ Fltr/Pad (dB)	DCCF (dB)	Correct Reading (dBuV/m)	Avg Limit (dBuV/m)	Avg Margin (dB)	Pk Limit (dBuV/m)	Pk Margin (dB)	Azimuth (Degs)	Height (cm)	Polarity
HT20	5180	6	5.148473	51.91	Pk	34	-24.45	0	61.46	-	-	74	-12.54	219	281	H
			5.149612	36.87	RMS	34.1	-24.46	0.39	46.9	54	-7.1	-	-	219	281	H
			5.15	51.78	Pk	34.1	-24.46	0	61.42	-	-	74	-12.58	219	281	H
			5.15	35.66	RMS	34.1	-24.46	0.39	45.69	54	-8.31	-	-	219	281	H
			5.149723	40.92	RMS	34.1	-24.46	0.39	50.95	54	-3.05	-	-	202	100	V
			5.14989	56.43	Pk	34.1	-24.46	0	66.07	-	-	74	-7.93	202	101	V
			5.15	55.06	Pk	34.1	-24.46	0	64.7	-	-	74	-9.3	202	101	V
			5.15	41.07	RMS	34.1	-24.46	0.39	51.1	54	-2.9	-	-	202	100	V
		5	5.148168	54.35	Pk	34	-24.45	0	63.9	-	-	74	-10.1	51	145	H
			5.14989	38.31	RMS	34.1	-24.46	0.39	48.34	54	-5.66	-	-	51	145	H
			5.15	53.05	Pk	34.1	-24.46	0	62.69	-	-	74	-11.31	51	145	H
			5.15	37.37	RMS	34.1	-24.46	0.39	47.4	54	-6.6	-	-	51	145	H
			5.148279	55.91	Pk	34	-24.45	0	65.46	-	-	74	-8.54	209	173	V
			5.149557	40.51	RMS	34.1	-24.46	0.39	50.54	54	-3.46	-	-	209	173	V
			5.15	54.28	Pk	34.1	-24.46	0	63.92	-	-	74	-10.08	209	173	V
			5.15	38.84	RMS	34.1	-24.46	0.39	48.87	54	-5.13	-	-	209	173	V
HT40	5190	6	5.148779	57.89	Pk	34	-24.46	0	67.43	-	-	74	-6.57	320	384	H
			5.149751	40.13	RMS	34.1	-24.46	0.69	50.46	54	-3.54	-	-	320	384	H
			5.15	54.7	Pk	34.1	-24.46	0	64.34	-	-	74	-9.66	320	384	H
			5.15	38.7	RMS	34.1	-24.46	0.69	49.03	54	-4.97	-	-	320	384	H
			5.146307	40.91	RMS	34	-24.42	0.69	51.18	54	-2.82	-	-	49	263	V
			5.149973	58.45	Pk	34.1	-24.46	0	68.09	-	-	74	-5.91	49	263	V
			5.15	55.34	Pk	34.1	-24.46	0	64.98	-	-	74	-9.02	49	263	V
			5.15	38.44	RMS	34.1	-24.46	0.69	48.77	54	-5.23	-	-	49	263	V
		5	5.14514	56.14	Pk	34	-24.39	0	65.75	-	-	74	-8.25	238	105	H
			5.14839	37.73	RMS	34	-24.45	0.69	47.97	54	-6.03	-	-	238	105	H
			5.15	52.53	Pk	34.1	-24.46	0	62.17	-	-	74	-11.83	238	105	H
			5.15	36.41	RMS	34.1	-24.46	0.69	46.74	54	-7.26	-	-	238	105	H
			5.144529	40.45	RMS	34	-24.39	0.69	50.75	54	-3.25	-	-	24	189	V
			5.145168	58.26	Pk	34	-24.39	0	67.87	-	-	74	-6.13	24	189	V
			5.15	55.77	Pk	34.1	-24.46	0	65.41	-	-	74	-8.59	24	189	V
			5.15	38.64	RMS	34.1	-24.46	0.69	48.97	54	-5.03	-	-	24	189	V
VHT80	5210	6	5.143584	50.65	Pk	34	-24.39	0	60.26	-	-	74	-13.74	224	281	H
			5.144529	35.1	RMS	34	-24.39	1.16	45.87	54	-8.13	-	-	224	281	H
			5.15	47.6	Pk	34.1	-24.46	0	57.24	-	-	74	-16.76	224	281	H
			5.15	33.64	RMS	34.1	-24.46	1.16	44.44	54	-9.56	-	-	224	281	H
			5.144084	55.72	Pk	34	-24.4	0	65.32	-	-	74	-8.68	220	107	V
			5.145835	40.22	RMS	34	-24.41	1.16	50.97	54	-3.03	-	-	220	107	V
			5.15	53.93	Pk	34.1	-24.46	0	63.57	-	-	74	-10.43	220	107	V
			5.15	38.39	RMS	34.1	-24.46	1.16	49.19	54	-4.81	-	-	220	107	V
		5	5.147418	39.7	RMS	34	-24.45	1.16	50.41	54	-3.59	-	-	241	106	H
			5.149946	54.97	Pk	34.1	-24.46	0	64.61	-	-	74	-9.39	241	106	H
			5.15	54.69	Pk	34.1	-24.46	0	64.33	-	-	74	-9.67	241	106	H
			5.15	37.5	RMS	34.1	-24.46	1.16	48.3	54	-5.7	-	-	241	106	H
			5.14939	39.84	RMS	34.1	-24.46	1.16	50.64	54	-3.36	-	-	247	149	V
			5.149918	55.26	Pk	34.1	-24.46	0	64.9	-	-	74	-9.1	247	149	V
			5.15	55.02	Pk	34.1	-24.46	0	64.66	-	-	74	-9.34	247	149	V
			5.15	38.57	RMS	34.1	-24.46	1.16	49.37	54	-4.63	-	-	247	149	V
VHT160	5250 (Lower)	6	5.15	66.81	Pk	34.1	-39.38	0	61.53	-	-	74	-12.47	177	261	H
			5.145723	67.48	Pk	34.1	-39.35	0	62.23	-	-	74	-11.77	177	261	H
			5.15	51.6	RMS	34.1	-39.38	1.37	47.69	54	-6.31	-	-	177	261	H
			5.135557	53.82	RMS	34.1	-39.37	1.37	49.92	54	-4.08	-	-	177	261	H
			5.15	68.48	Pk	34.1	-39.38	0	63.2	-	-	74	-10.8	184	261	V
			5.136473	68.79	Pk	34.1	-39.37	0	63.52	-	-	74	-10.48	184	261	V
			5.15	52.5	RMS	34.1	-39.38	1.37	48.59	54	-5.41	-	-	184	261	V
			5.092973	55.33	RMS	34.1	-39.45	1.37	51.35	54	-2.65	-	-	184	261	V
		5	5.135529	52.37	Pk	34	-24.44	0	61.93	-	-	74	-12.07	227	349	H
			5.137251	39.82	RMS	34	-24.44	1.37	50.75	54	-3.25	-	-	227	349	H
			5.15	48.21	Pk	34.1	-24.46	0	57.85	-	-	74	-16.15	227	349	H
			5.15	36.71	RMS	34.1	-24.46	1.37	47.72	54	-6.28	-	-	227	349	H
			5.092417	40.6	RMS	33.9	-24.73	1.37	51.14	54	-2.86	-	-	22	206	V
			5.135446	51.97	Pk	34	-24.45	0	61.52	-	-	74	-12.48	22	206	V
			5.15	48.26	Pk	34.1	-24.46	0	57.9	-	-	74	-16.1	22	206	V
			5.15	36.1	RMS	34.1	-24.46	1.37	47.11	54	-6.89	-	-	22	206	V

* - indicates frequency in CFR47 Pt 15 / IC RSS-Restricted Band
Pk - Peak detector
RMS - RMS detection

UL LLC.
47173 Benicia Street, Fremont, CA 94538; USA. TEL:(510) 319-4000 FAX:(510) 661-0888
This report shall not be reproduced except in full, without the written approval of UL LLC.

BANDEDGE (LOW CHANNEL / 5180MHz)

HORIZONTAL RESULT

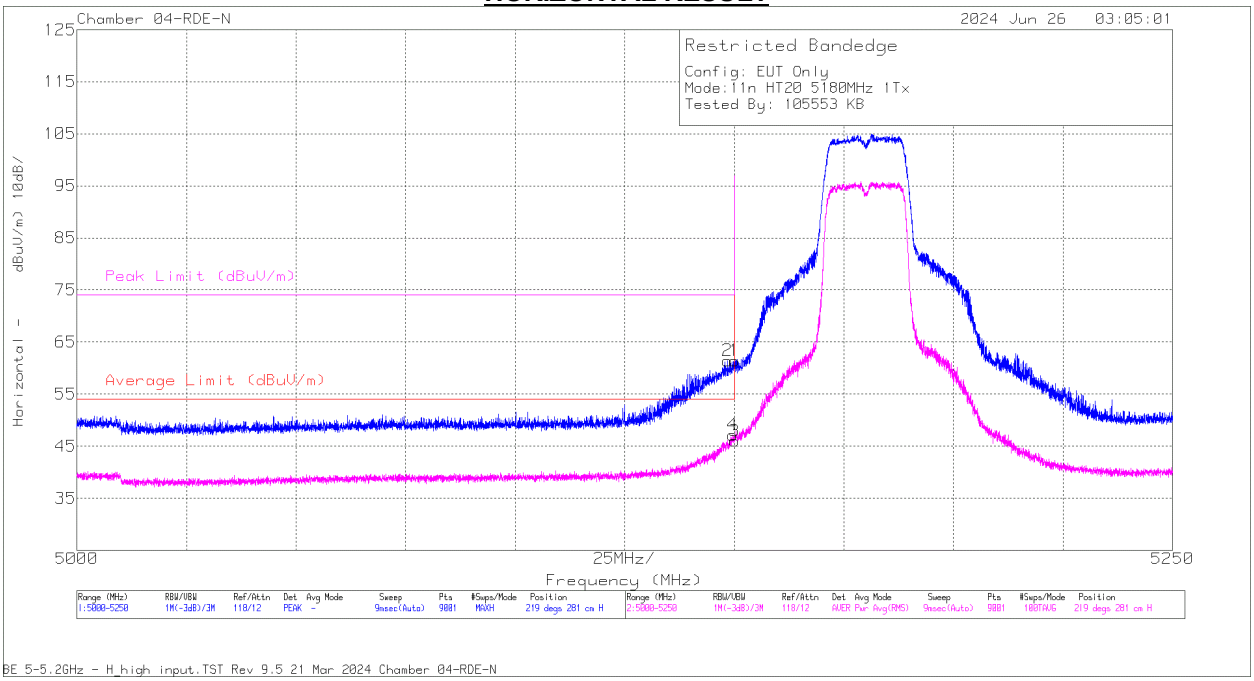

Marker	Frequency (GHz)	Meter Reading (dBuV)	Det	223083 ACF (dB/m)	DCCF (dB)	Gain/Loss (dB)	Corrected Reading (dBuV/m)	Average Limit (dBuV/m)	Margin (dB)	Peak Limit (dBuV/m)	PK Margin (dB)	Azimuth (Degs)	Height (cm)	Polarity
2	5.148473	51.91	Pk	34	0	-24.45	61.46	-	-	74	-12.54	219	281	H
4	5.149612	36.87	RMS	34.1	0.39	-24.46	46.9	54	-7.1	-	-	219	281	H
1	5.15	51.78	Pk	34.1	0	-24.46	61.42	-	-	74	-12.58	219	281	H
3	5.15	35.66	RMS	34.1	0.39	-24.46	45.69	54	-8.31	-	-	219	281	H

* - indicates frequency in CFR47 Pt 15 / IC RSS-Restricted Band
Pk - Peak detector
RMS - RMS detection

UL LLC.
47173 Benicia Street, Fremont, CA 94538; USA. TEL:(510) 319-4000 FAX:(510) 661-0888
This report shall not be reproduced except in full, without the written approval of UL LLC.

BANDEDGE (LOW CHANNEL / 5180MHz)

VERTICAL RESULT

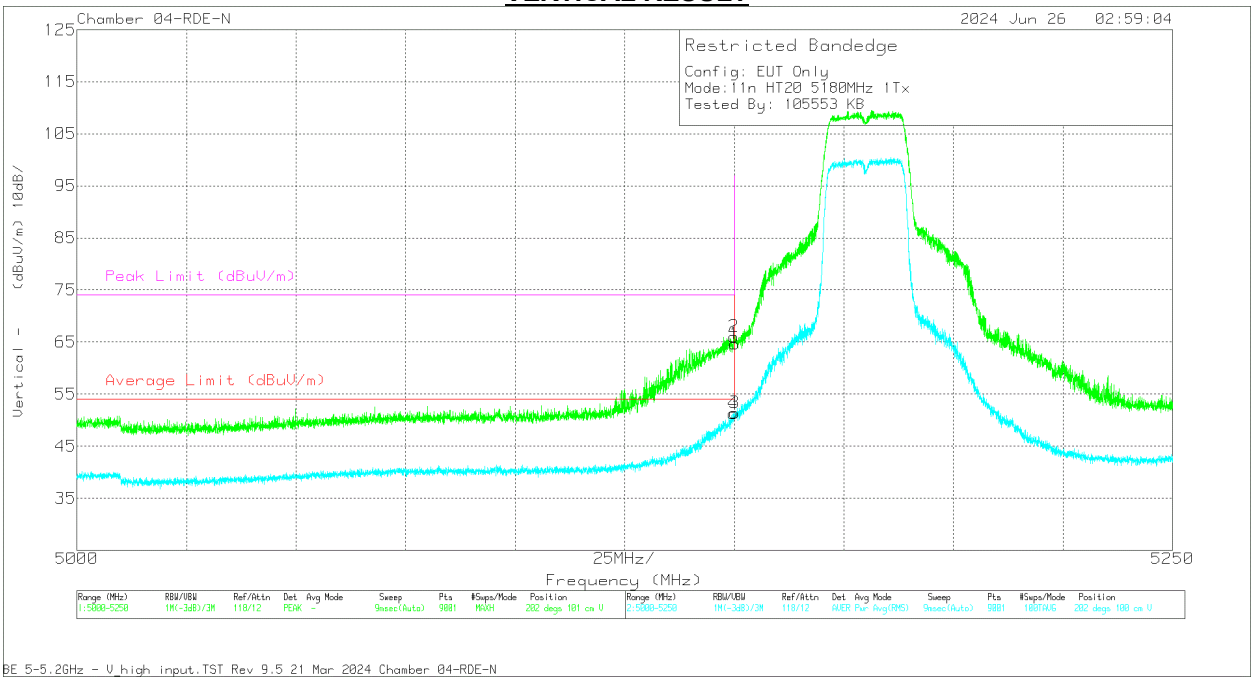

Marker	Frequency (GHz)	Meter Reading (dBuV)	Det	223083 ACF (dB/m)	DCCF (dB)	Gain/Loss (dB)	Corrected Reading (dBuV/m)	Average Limit (dBuV/m)	Margin (dB)	Peak Limit (dBuV/m)	PK Margin (dB)	Azimuth (Degs)	Height (cm)	Polarity
4	5.149723	40.92	RMS	34.1	0.39	-24.46	50.95	54	-3.05	-	-	202	100	V
2	5.14989	56.43	Pk	34.1	0	-24.46	66.07	-	-	74	-7.93	202	101	V
1	5.15	55.06	Pk	34.1	0	-24.46	64.7	-	-	74	-9.3	202	101	V
3	5.15	41.07	RMS	34.1	0.39	-24.46	51.1	54	-2.9	-	-	202	100	V

* - indicates frequency in CFR47 Pt 15 / IC RSS-Restricted Band
Pk - Peak detector
RMS - RMS detection

UL LLC.
47173 Benicia Street, Fremont, CA 94538; USA. TEL:(510) 319-4000 FAX:(510) 661-0888
This report shall not be reproduced except in full, without the written approval of UL LLC.

1.1.2. 802.11n/ac MIMO MODE IN UNII-1 BAND – BANDEDGE

UNII-1 (MIMO CDD)	Channel Frequency (MHz)	Ant. #	Frequency (GHz)	Meter Reading (dBuV)	Det	AF (dB/m)	Amp/Cbl/ Fltr/Pad (dB)	DCCF (dB)	Correct Reading (dBuV/m)	Avg Limit (dBuV/m)	Avg Margin (dB)	Pk Limit (dBuV/m)	Pk Margin (dB)	Azimuth (Degs)	Height (cm)	Polarity
HT20	5180	6 + 5	* 5.144946	55.7	Pk	34	-24.39	0	65.31	-	-	74	-8.69	49	130	H
			* 5.149223	41.14	RMS	34.1	-24.46	0.39	51.17	54	-2.83	-	-	49	130	H
			* 5.15	56.12	Pk	34.1	-24.46	0	65.76	-	-	74	-8.24	49	130	H
			* 5.15	40.73	RMS	34.1	-24.46	0.39	50.76	54	-3.24	-	-	49	130	H
			* 5.147057	54.73	Pk	34	-24.45	0	64.28	-	-	74	-9.72	356	186	V
			* 5.149807	39.59	RMS	34.1	-24.46	0.39	49.62	54	-4.38	-	-	356	186	V
			* 5.15	53.39	Pk	34.1	-24.46	0	63.03	-	-	74	-10.97	356	186	V
			* 5.15	39.17	RMS	34.1	-24.46	0.39	49.2	54	-4.8	-	-	356	186	V
HT40	5190	6 + 5	* 5.15	67.41	Pk	34.1	-35.9	0	65.61	-	-	74	-8.39	27	142	H
			* 5.148001	70.08	Pk	34.1	-36	0	68.18	-	-	74	-5.82	27	142	H
			* 5.15	48.78	RMS	34.1	-35.9	0.69	47.67	54	-6.33	-	-	27	142	H
			* 5.149085	52.33	RMS	34.1	-35.99	0.69	51.13	54	-2.87	-	-	27	142	H
			* 5.15	68.26	Pk	34.1	-35.9	0	66.46	-	-	74	-7.54	318	148	V
			* 5.149557	68.81	Pk	34.1	-35.94	0	66.97	-	-	74	-7.03	318	148	V
			* 5.15	50.76	RMS	34.1	-35.9	0.69	49.65	54	-4.35	-	-	318	148	V
			* 5.149946	50.82	RMS	34.1	-35.91	0.69	49.7	54	-4.3	-	-	318	148	V
VHT80	5210	6 + 5	* 5.15	62.7	Pk	34.1	-39.38	0	57.42	-	-	74	-16.58	161	132	H
			* 5.148557	67.17	Pk	34.1	-39.37	0	61.9	-	-	74	-12.1	161	132	H
			* 5.15	53.53	RMS	34.1	-39.38	1.16	49.41	54	-4.59	-	-	161	132	H
			* 5.14639	54.7	RMS	34.1	-39.35	1.16	50.61	54	-3.39	-	-	161	132	H
			* 5.15	61.63	Pk	34.1	-39.38	0	56.35	-	-	74	-17.65	124	276	V
			* 5.149307	64.38	Pk	34.1	-39.38	0	59.1	-	-	74	-14.9	124	276	V
			* 5.15	49.48	RMS	34.1	-39.38	1.16	45.36	54	-8.64	-	-	124	276	V
			* 5.143084	51.72	RMS	34.1	-39.31	1.16	47.67	54	-6.33	-	-	124	276	V
VHT160	5250 (Lower)	6 + 5	* 5.15	65.31	Pk	34.1	-39.38	0	60.03	-	-	74	-13.97	169	121	H
			* 5.136307	67.79	Pk	34.1	-39.37	0	62.52	-	-	74	-11.48	169	121	H
			* 5.15	51.87	RMS	34.1	-39.38	1.37	47.96	54	-6.04	-	-	169	121	H
			* 5.094973	55.46	RMS	34.1	-39.48	1.37	51.45	54	-2.55	-	-	169	121	H
			* 5.15	62.53	Pk	34.1	-39.38	0	57.25	-	-	74	-16.75	126	121	V
			* 5.093167	64.7	Pk	34.1	-39.45	0	59.35	-	-	74	-14.65	126	121	V
			* 5.15	49.46	RMS	34.1	-39.38	1.37	45.55	54	-8.45	-	-	126	121	V
			* 5.09239	52.65	RMS	34.1	-39.46	1.37	48.66	54	-5.34	-	-	126	121	V

* - indicates frequency in CFR47 Pt 15 / IC RSS-Restricted Band
Pk - Peak detector
RMS - RMS detection

UL LLC.
47173 Benicia Street, Fremont, CA 94538; USA. TEL:(510) 319-4000 FAX:(510) 661-0888
This report shall not be reproduced except in full, without the written approval of UL LLC.

BANDEDGE (LOW CHANNEL / 5180MHz)

HORIZONTAL RESULT

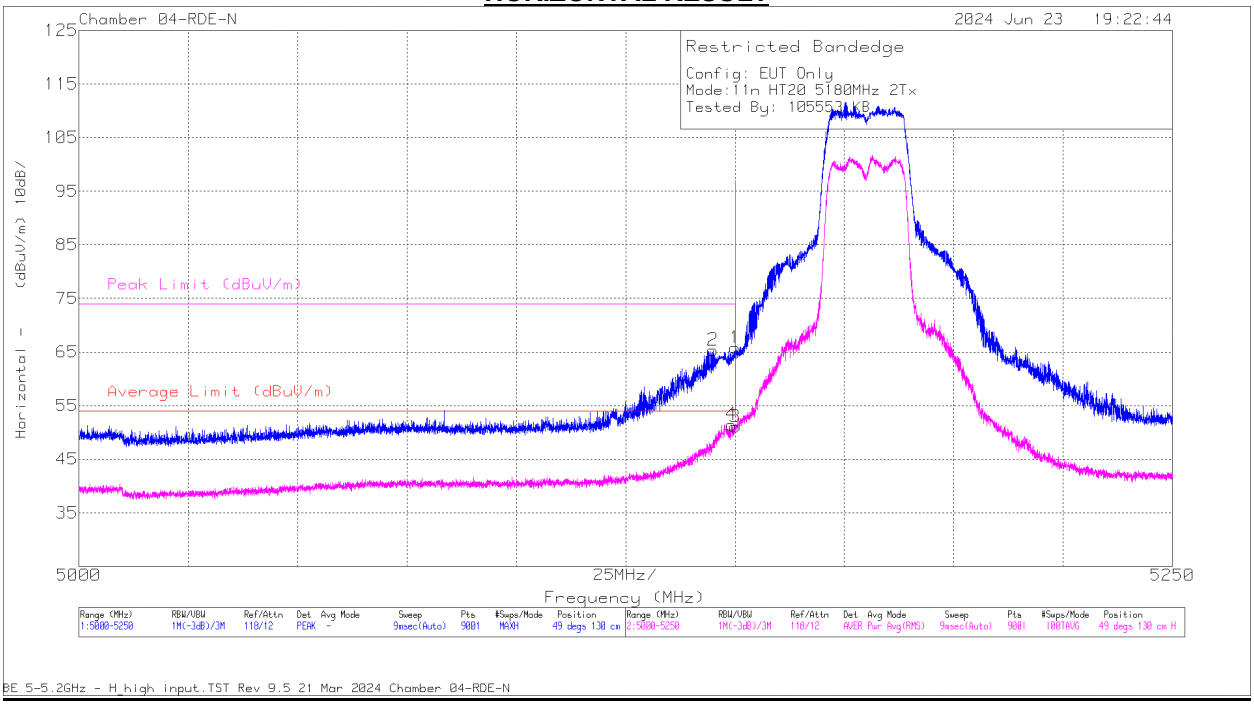

Marker	Frequency (GHz)	Meter Reading (dBuV)	Det	223083 ACF (dB/m)	DCCF (dB)	Gain/Loss (dB)	Corrected Reading (dBuV/m)	Average Limit (dBuV/m)	Margin (dB)	Peak Limit (dBuV/m)	PK Margin (dB)	Azimuth (Degs)	Height (cm)	Polarity
2	* 5.144946	55.7	Pk	34	0	-24.39	65.31	-	-	74	-8.69	49	130	H
4	* 5.149223	41.14	RMS	34.1	0.39	-24.46	51.17	54	-2.83	-	-	49	130	H
1	* 5.15	56.12	Pk	34.1	0	-24.46	65.76	-	-	74	-8.24	49	130	H
3	* 5.15	40.73	RMS	34.1	0.39	-24.46	50.76	54	-3.24	-	-	49	130	H

* - indicates frequency in CFR47 Pt 15 / IC RSS-Restricted Band
Pk - Peak detector
RMS - RMS detection

UL LLC.
47173 Benicia Street, Fremont, CA 94538; USA. TEL:(510) 319-4000 FAX:(510) 661-0888
This report shall not be reproduced except in full, without the written approval of UL LLC.

BANDEDGE (LOW CHANNEL / 5180MHz)

VERTICAL RESULT

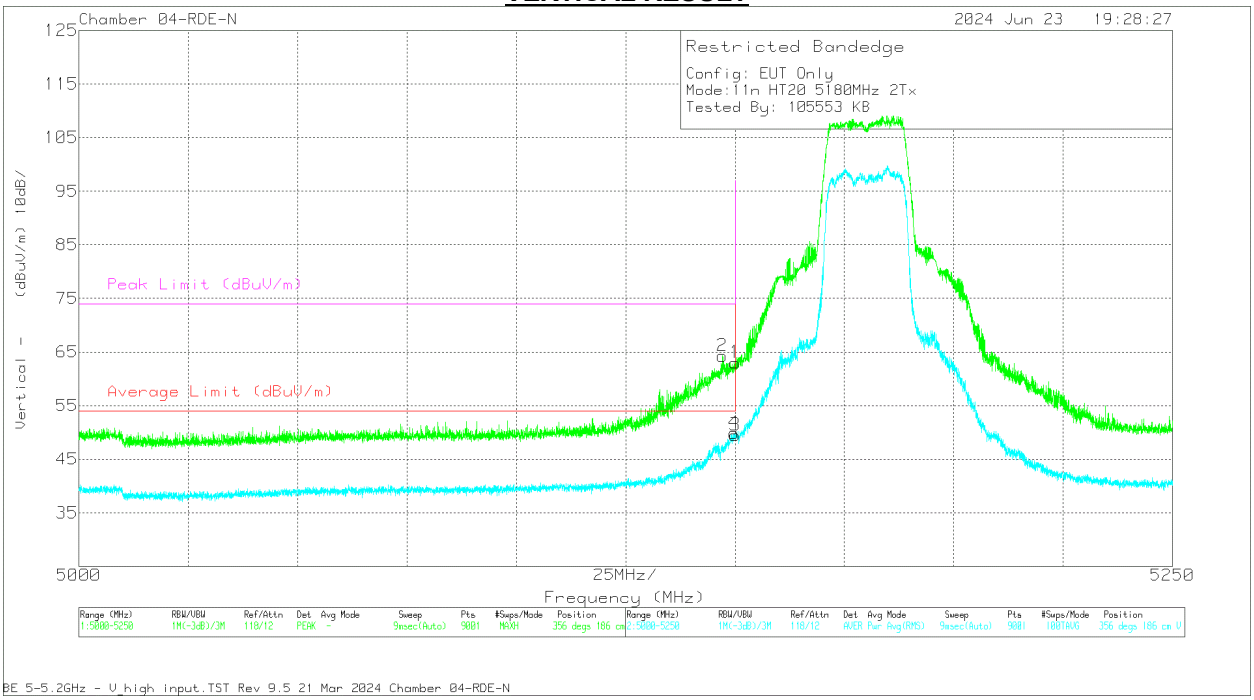

Marker	Frequency (GHz)	Meter Reading (dBuV)	Det	223083 ACF (dB/m)	DCCF (dB)	Gain/Loss (dB)	Corrected Reading (dBuV/m)	Average Limit (dBuV/m)	Margin (dB)	Peak Limit (dBuV/m)	PK Margin (dB)	Azimuth (Degs)	Height (cm)	Polarity
2	* 5.147057	54.73	Pk	34	0	-24.45	64.28	-	-	74	-9.72	356	186	V
4	* 5.149807	39.59	RMS	34.1	0.39	-24.46	49.62	54	-4.38	-	-	356	186	V
1	* 5.15	53.39	Pk	34.1	0	-24.46	63.03	-	-	74	-10.97	356	186	V
3	* 5.15	39.17	RMS	34.1	0.39	-24.46	49.2	54	-4.8	-	-	356	186	V

Pk - Peak detector
RMS - RMS detection

UL LLC.
47173 Benicia Street, Fremont, CA 94538; USA. TEL:(510) 319-4000 FAX:(510) 661-0888
This report shall not be reproduced except in full, without the written approval of UL LLC.

1.1.3. 802.11be SISO SU MODE IN UNII-1 BAND – BANDEDGE

UNII-1 (SISO)	Channel Frequency (MHz)	Ant. #	Frequency (GHz)	Meter Reading (dBuV)	Det	AF (dB/m)	Amp/Cbl/ Fltr/Pad (dB)	DCCF (dB)	Correct Reading (dBuV/m)	Avg Limit (dBuV/m)	Avg Margin (dB)	Pk Limit (dBuV/m)	Pk Margin (dB)	Azimuth (Degs)	Height (cm)	Polarity
EHT20 (SU Mode)	5180	6	* 5.15	68.06	Pk	34.1	-39.38	0	62.78	-	-	74	-11.22	352	251	H
			* 5.148612	69.42	Pk	34.1	-39.37	0	64.15	-	-	74	-9.85	352	251	H
			* 5.15	53.76	RMS	34.1	-39.38	0.54	49.02	54	-4.98	-	-	352	251	H
			* 5.148918	54.1	RMS	34.1	-39.38	0.54	49.36	54	-4.64	-	-	352	251	H
			* 5.15	68.75	Pk	34.1	-39.38	0	63.47	-	-	74	-10.53	310	122	V
			* 5.147529	71.01	Pk	34.1	-39.35	0	65.76	-	-	74	-8.24	310	122	V
			* 5.15	55.56	RMS	34.1	-39.38	0.54	50.82	54	-3.18	-	-	310	122	V
			* 5.149862	55.89	RMS	34.1	-39.38	0.54	51.15	54	-2.85	-	-	310	122	V
		5	* 5.15	68.81	Pk	34.1	-39.38	0	63.53	-	-	74	-10.47	352	294	H
			* 5.14864	69.66	Pk	34.1	-39.37	0	64.39	-	-	74	-9.61	352	294	H
			* 5.15	54.41	RMS	34.1	-39.38	0.54	49.67	54	-4.33	-	-	352	294	H
			* 5.149501	55.06	RMS	34.1	-39.38	0.54	50.32	54	-3.68	-	-	352	294	H
			* 5.15	69.4	Pk	34.1	-39.38	0	64.12	-	-	74	-9.88	167	156	V
			* 5.148668	70.78	Pk	34.1	-39.37	0	65.51	-	-	74	-8.49	167	156	V
			* 5.15	55.01	RMS	34.1	-39.38	0.54	50.27	54	-3.73	-	-	167	156	V
			* 5.149835	55.53	RMS	34.1	-39.38	0.54	50.79	54	-3.21	-	-	167	156	V
EHT40 (SU Mode)	5190	6	* 5.149251	50.98	RMS	34.7	-35.4	0.55	50.83	54	-3.17	-	-	21	125	H
			* 5.149418	66.67	Pk	34.7	-35.4	0	65.97	-	-	74	-8.03	21	125	H
			* 5.15	66.04	Pk	34.7	-35.4	0	65.34	-	-	74	-8.66	21	125	H
			* 5.15	48.97	RMS	34.7	-35.4	0.55	48.82	54	-5.18	-	-	21	125	H
			* 5.149362	64.28	Pk	34.7	-35.4	0	63.58	-	-	74	-10.42	3	190	V
			* 5.149473	48.82	RMS	34.7	-35.4	0.55	48.67	54	-5.33	-	-	3	190	V
			* 5.15	63.83	Pk	34.7	-35.4	0	63.13	-	-	74	-10.87	3	190	V
			* 5.15	48.45	RMS	34.7	-35.4	0.55	48.3	54	-5.7	-	-	3	190	V
		5	* 5.148973	41.03	RMS	34	-24.46	0.55	51.12	54	-2.88	-	-	239	113	H
			* 5.149835	58.01	Pk	34.1	-24.46	0	67.65	-	-	74	-6.35	239	113	H
			* 5.15	57.83	Pk	34.1	-24.46	0	67.47	-	-	74	-6.53	239	113	H
			* 5.15	41.12	RMS	34.1	-24.46	0.55	51.31	54	-2.69	-	-	239	113	H
			* 5.149112	41.1	RMS	34.1	-24.46	0.55	51.29	54	-2.71	-	-	228	184	V
			* 5.14989	59.2	Pk	34.1	-24.46	0	68.84	-	-	74	-5.16	228	184	V
			* 5.15	58.95	Pk	34.1	-24.46	0	68.59	-	-	74	-5.41	228	184	V
			* 5.15	39.89	RMS	34.1	-24.46	0.55	50.08	54	-3.92	-	-	228	184	V
EHT80 (SU Mode)	5210	6	* 5.15	72.39	Pk	34.3	-40.3	0	66.39	-	-	74	-7.61	352	243	H
			* 5.144251	74.89	Pk	34.3	-40.27	0	68.92	-	-	74	-5.08	352	243	H
			* 5.15	56.59	RMS	34.3	-40.3	0.59	51.18	54	-2.82	-	-	352	243	H
			* 5.147112	58.89	RMS	34.3	-40.2	0.59	53.58	54	-0.42	-	-	352	243	H
			* 5.15	70.1	Pk	34.3	-40.3	0	64.1	-	-	74	-9.9	334	227	V
			* 5.147501	72.33	Pk	34.3	-40.2	0	66.43	-	-	74	-7.57	334	227	V
			* 5.15	55.31	RMS	34.3	-40.3	0.59	49.9	54	-4.1	-	-	334	227	V
			* 5.148779	56.38	RMS	34.3	-40.28	0.59	50.99	54	-3.01	-	-	334	227	V
		5	* 5.146057	39	RMS	34	-24.41	0.59	49.18	54	-4.82	-	-	53	145	H
			* 5.148973	55.34	Pk	34	-24.46	0	64.88	-	-	74	-9.12	53	145	H
			* 5.15	52.9	Pk	34.1	-24.46	0	62.54	-	-	74	-11.46	53	145	H
			* 5.15	37.51	RMS	34.1	-24.46	0.59	47.74	54	-6.26	-	-	53	145	H
			* 5.14689	56.42	Pk	34	-24.45	0	65.97	-	-	74	-8.03	209	181	V
			* 5.148251	41.07	RMS	34	-24.45	0.59	51.21	54	-2.79	-	-	209	181	V
			* 5.15	54.71	Pk	34.1	-24.46	0	64.35	-	-	74	-9.65	209	181	V
			* 5.15	39.03	RMS	34.1	-24.46	0.59	49.26	54	-4.74	-	-	209	181	V
EHT160 (SU Mode)	5250 (Lower)	6	* 5.143696	51.7	RMS	34.3	-37.91	0.68	48.77	54	-5.23	-	-	15	287	H
			* 5.14639	66.36	Pk	34.3	-37.92	0	62.74	-	-	74	-11.26	15	287	H
			* 5.15	64.91	Pk	34.3	-37.92	0	61.29	-	-	74	-12.71	15	287	H
			* 5.15	49.11	RMS	34.3	-37.92	0.68	46.17	54	-7.83	-	-	15	287	H
			* 5.146668	69.55	Pk	34.3	-37.91	0	65.94	-	-	74	-8.06	4	126	V
			* 5.147001	53.59	RMS	34.3	-37.91	0.68	50.66	54	-3.34	-	-	4	126	V
			* 5.15	68.32	Pk	34.3	-37.92	0	64.7	-	-	74	-9.3	4	126	V
			* 5.15	51.57	RMS	34.3	-37.92	0.68	48.63	54	-5.37	-	-	4	126	V
		5	* 5.131973	50.15	RMS	34.7	-35.7	0.68	49.83	54	-4.17	-	-	131	142	H
			* 5.141557	62.23	Pk	34.7	-35.5	0	61.43	-	-	74	-12.57	131	142	H
			* 5.15	58.5	Pk	34.7	-35.4	0	57.8	-	-	74	-16.2	131	142	H
			* 5.15	47.26	RMS	34.7	-35.4	0.68	47.24	54	-6.76	-	-	131	142	H
			* 5.138473	64.29	Pk	34.7	-35.55	0	63.44	-	-	74	-10.56	278	164	V
			* 5.146585	51.57	RMS	34.7	-35.48	0.68	51.47	54	-2.53	-	-	278	164	V
			* 5.15	60.74	Pk	34.7	-35.4	0	60.04	-	-	74	-13.96	278	164	V
			* 5.15	48.72	RMS	34.7	-35.4	0.68	48.7	54	-5.3	-	-	278	164	V

* - indicates frequency in CFR47 Pt 15 / IC RSS-Restricted Band
Pk - Peak detector
RMS - RMS detection

UL LLC.
47173 Benicia Street, Fremont, CA 94538; USA. TEL:(510) 319-4000 FAX:(510) 661-0888
This report shall not be reproduced except in full, without the written approval of UL LLC.

BANDEDGE (LOW CHANNEL / 5180MHz)

HORIZONTAL RESULT

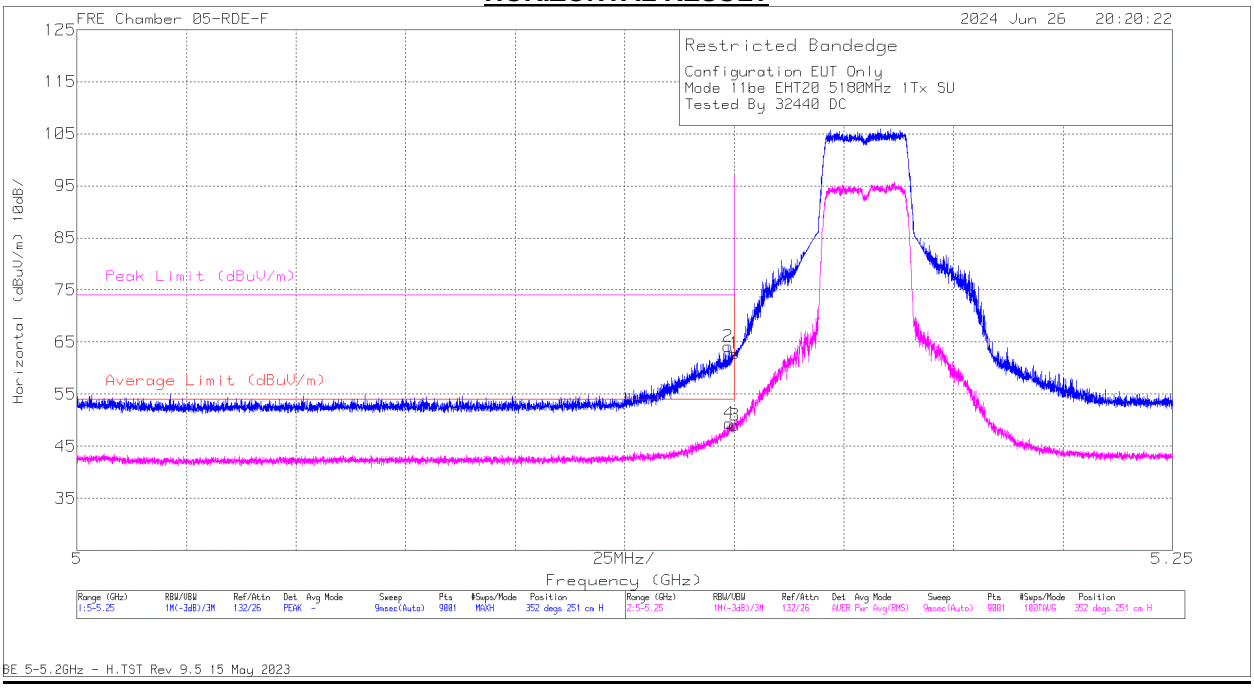

Marker	Frequency (GHz)	Meter Reading (dBuV)	Det	226674 ACF (dB/m)	DCCF (dB)	Gain/Loss (dB)	Corrected Reading (dBuV/m)	Average Limit (dBuV/m)	Margin (dB)	Peak Limit (dBuV/m)	PK Margin (dB)	Azimuth (Degs)	Height (cm)	Polarity
1	* 5.15	68.06	Pk	34.1	0	-39.38	62.78	-	-	74	-11.22	352	251	H
2	* 5.148612	69.42	Pk	34.1	0	-39.37	64.15	-	-	74	-9.85	352	251	H
3	* 5.15	53.76	RMS	34.1	.54	-39.38	49.02	54	-4.98	-	-	352	251	H
4	* 5.148918	54.1	RMS	34.1	.54	-39.38	49.36	54	-4.64	-	-	352	251	H

* - indicates frequency in CFR47 Pt 15 / IC RSS-Restricted Band
Pk - Peak detector
RMS - RMS detection

UL LLC.
47173 Benicia Street, Fremont, CA 94538; USA. TEL:(510) 319-4000 FAX:(510) 661-0888
This report shall not be reproduced except in full, without the written approval of UL LLC.

BANDEDGE (LOW CHANNEL / 5180MHz)

VERTICAL RESULT

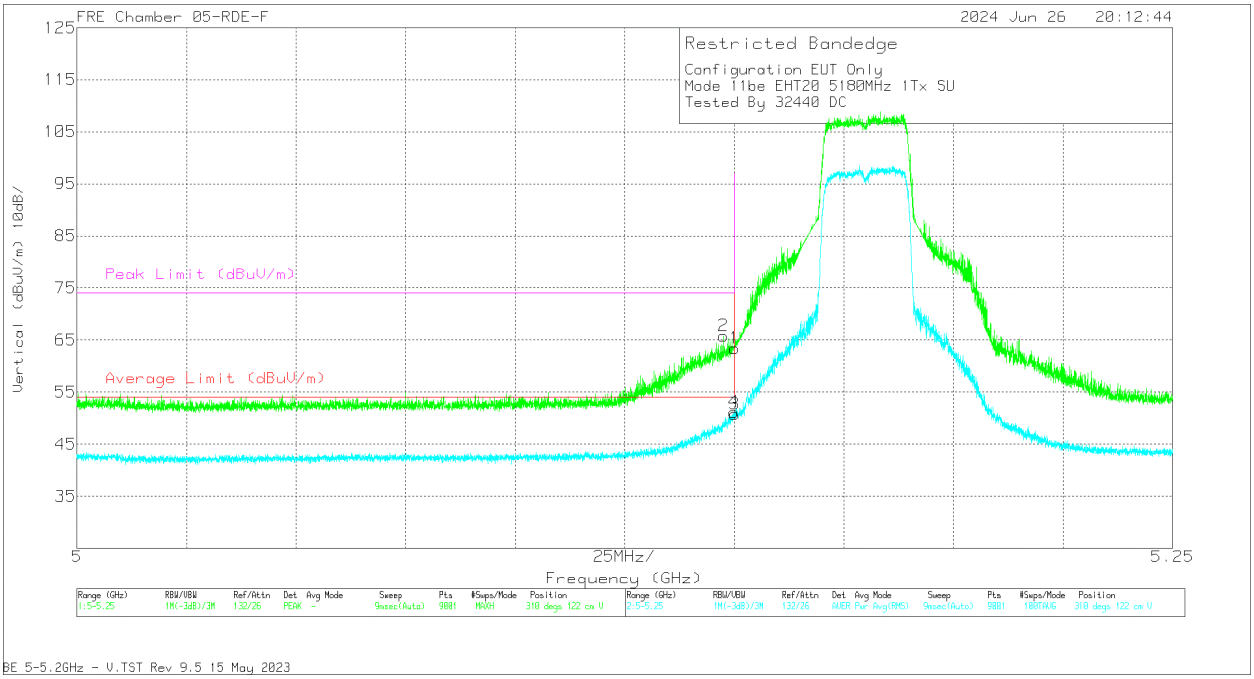

Marker	Frequency (GHz)	Meter Reading (dBuV)	Det	226674 ACF (dB/m)	DCCF (dB)	Gain/Loss (dB)	Corrected Reading (dBuV/m)	Average Limit (dBuV/m)	Margin (dB)	Peak Limit (dBuV/m)	PK Margin (dB)	Azimuth (Degs)	Height (cm)	Polarity
1	* 5.15	68.75	Pk	34.1	0	-39.38	63.47	-	-	74	-10.53	310	122	V
2	* 5.147529	71.01	Pk	34.1	0	-39.35	65.76	-	-	74	-8.24	310	122	V
3	* 5.15	55.56	RMS	34.1	.54	-39.38	50.82	54	-3.18	-	-	310	122	V
4	* 5.149862	55.89	RMS	34.1	.54	-39.38	51.15	54	-2.85	-	-	310	122	V

* - indicates frequency in CFR47 Pt 15 / IC RSS-Restricted Band
Pk - Peak detector
RMS - RMS detection

UL LLC.
47173 Benicia Street, Fremont, CA 94538; USA. TEL:(510) 319-4000 FAX:(510) 661-0888
This report shall not be reproduced except in full, without the written approval of UL LLC.

1.1.4. 802.11be SISO PARTIAL RU MODE IN UNII-1 BAND – BANDEDGE

UNII-1 (SISO)	Channel Frequency (MHz)	Ant. #	Frequency (GHz)	Meter Reading (dBuV)	Det	AF (dB/m)	Amp/Cbl/ Fltr/Pad (dB)	DCCF (dB)	Corrected Reading (dBuV/m)	Avg Limit (dBuV/m)	Avg Margin (dB)	Pk Limit (dBuV/m)	Pk Margin (dB)	Azimuth (Degs)	Height (cm)	Polarity
EHT20 (RU 52 / Index 37)	5180	6	* 5.150	61.82	Pk	34.4	-36.83	0	59.39	-	-	74	-14.61	168	335	H
			* 5.148835	63.9	Pk	34.4	-36.84	0	61.46	-	-	74	-12.54	168	335	H
			* 5.150	45.85	RMS	34.4	-36.83	0.57	43.99	54	-10.01	-	-	168	335	H
			* 5.147279	47.35	RMS	34.4	-36.8	0.57	45.52	54	-8.48	-	-	168	335	H
			* 5.150	65.06	Pk	34.4	-36.83	0	62.63	-	-	74	-11.37	261	107	V
			* 5.148057	67.62	Pk	34.4	-36.81	0	65.21	-	-	74	-8.79	261	107	V
			* 5.150	47.44	RMS	34.4	-36.83	0.57	45.58	54	-8.42	-	-	261	107	V
			* 5.147918	49.47	RMS	34.4	-36.81	0.57	47.63	54	-6.37	-	-	261	107	V
		5	* 5.15	65.71	Pk	34.1	-39.38	0	60.43	-	-	74	-13.57	358	295	H
			* 5.148501	67.46	Pk	34.1	-39.37	0	62.19	-	-	74	-11.81	358	295	H
			* 5.15	48.6	RMS	34.1	-39.38	0.57	43.89	54	-10.11	-	-	358	295	H
			* 5.149723	49.62	RMS	34.1	-39.38	0.57	44.91	54	-9.09	-	-	358	295	H
			* 5.15	67.55	Pk	34.1	-39.38	0	62.27	-	-	74	-11.73	159	352	V
			* 5.148362	69.5	Pk	34.1	-39.37	0	64.23	-	-	74	-9.77	159	352	V
			* 5.15	48.59	RMS	34.1	-39.38	0.57	43.88	54	-10.12	-	-	159	352	V
			* 5.148362	51.18	RMS	34.1	-39.37	0.57	46.48	54	-7.52	-	-	159	352	V
EHT40 (RU 242 / Index 61)	5190	6	* 5.149612	59.1	Pk	34.1	-24.46	0	68.74	-	-	74	-5.26	189	327	H
			* 5.149807	40.62	RMS	34.1	-24.46	0.38	50.64	54	-3.36	-	-	189	327	H
			* 5.15	53.72	Pk	34.1	-24.46	0	63.36	-	-	74	-10.64	189	327	H
			* 5.15	40.39	RMS	34.1	-24.46	0.38	50.41	54	-3.59	-	-	189	327	H
			* 5.149307	54.94	Pk	34.1	-24.46	0	64.58	-	-	74	-9.42	175	194	V
			* 5.149723	38.47	RMS	34.1	-24.46	0.38	48.49	54	-5.51	-	-	175	194	V
			* 5.15	51.44	Pk	34.1	-24.46	0	61.08	-	-	74	-12.92	175	194	V
			* 5.15	37.09	RMS	34.1	-24.46	0.38	47.11	54	-6.89	-	-	175	194	V
EHT40 (RU 52 / Index 37)			* 5.149085	38.46	RMS	34.1	-24.46	0.57	48.67	54	-5.33	-	-	189	327	H
			* 5.149862	59.69	Pk	34.1	-24.46	0	69.33	-	-	74	-4.67	189	327	H
			* 5.15	58.24	Pk	34.1	-24.46	0	67.88	-	-	74	-6.12	189	327	H
			* 5.15	34.94	RMS	34.1	-24.46	0.57	45.15	54	-8.85	-	-	189	327	H
			* 5.149585	37.19	RMS	34.1	-24.46	0.57	47.4	54	-6.6	-	-	175	194	V
			* 5.149696	57.33	Pk	34.1	-24.46	0	66.97	-	-	74	-7.03	175	194	V
			* 5.15	54.38	Pk	34.1	-24.46	0	64.02	-	-	74	-9.98	175	194	V
			*5.15	31.31	RMS	34.1	-24.46	0.57	41.52	54	-12.48	-	-	175	194	V
EHT40 (RU 242 / Index 61)		5	* 5.148501	56.46	Pk	34	-24.46	0	66	-	-	74	-8	236	104	H
			* 5.149723	39.2	RMS	34.1	-24.46	0.38	49.22	54	-4.78	-	-	236	104	H
			* 5.15	54.16	Pk	34.1	-24.46	0	63.8	-	-	74	-10.2	236	104	H
			* 5.15	38.3	RMS	34.1	-24.46	0.38	48.32	54	-5.68	-	-	236	104	H
			* 5.14939	57.96	Pk	34.1	-24.46	0	67.6	-	-	74	-6.4	228	168	V
			* 5.149696	41.27	RMS	34.1	-24.46	0.38	51.29	54	-2.71	-	-	228	168	V
			* 5.15	54.54	Pk	34.1	-24.46	0	64.18	-	-	74	-9.82	228	168	V
			* 5.15	39.49	RMS	34.1	-24.46	0.38	49.51	54	-4.49	-	-	228	168	V
EHT40 (RU 52 / Index 37)			* 5.149696	57.78	Pk	34.1	-24.46	0	67.42	-	-	74	-6.58	236	104	H
			* 5.149779	36.98	RMS	34.1	-24.46	0.57	47.19	54	-6.81	-	-	236	104	H
			* 5.15	55.66	Pk	34.1	-24.46	0	65.3	-	-	74	-8.7	236	104	H
			* 5.15	32.96	RMS	34.1	-24.46	0.57	43.17	54	-10.83	-	-	236	104	H
			* 5.14864	59.03	Pk	34	-24.46	0	68.57	-	-	74	-5.43	228	168	V
			* 5.149196	37.76	RMS	34.1	-24.46	0.57	47.97	54	-6.03	-	-	228	168	V
			* 5.15	57.05	Pk	34.1	-24.46	0	66.69	-	-	74	-7.31	228	168	V
			* 5.15	34.23	RMS	34.1	-24.46	0.57	44.44	54	-9.56	-	-	228	168	V

UL LLC.
47173 Benicia Street, Fremont, CA 94538; USA. TEL:(510) 319-4000 FAX:(510) 661-0888
This report shall not be reproduced except in full, without the written approval of UL LLC.

Channel Frequency (MHz)	UNII-1 (SISO)	Ant. #	Frequency (GHz)	Meter Reading (dBuV)	Det	AF (dB/m)	Amp/Cbl/ Fltr/Pad (dB)	DCCF (dB)	Correct Reading (dBuV/m)	Avg Limit (dBuV/m)	Avg Margin (dB)	Pk Limit (dBuV/m)	Pk Margin (dB)	Azimuth (Degs)	Height (cm)	Polarity
5210	EHT80 (RU 484 / Index 65)	6	* 5.147223	67.15	Pk	34.1	-35.92	0	65.33	-	-	74	-8.67	170	128	H
			* 5.149112	51.16	RMS	34.1	-35.99	0.32	49.59	54	-4.41	-	-	170	128	H
			* 5.15	66.12	Pk	34.1	-35.9	0	64.32	-	-	74	-9.68	170	128	H
			* 5.15	50.87	RMS	34.1	-35.9	0.32	49.39	54	-4.61	-	-	170	128	H
			* 5.149807	53.03	RMS	34.1	-35.92	0.32	51.53	54	-2.47	-	-	182	157	V
			* 5.14989	69.14	Pk	34.1	-35.91	0	67.33	-	-	74	-6.67	182	157	V
			* 5.15	67.88	Pk	34.1	-35.9	0	66.08	-	-	74	-7.92	182	157	V
			* 5.15	51.72	RMS	34.1	-35.9	0.32	50.24	54	-3.76	-	-	182	157	V
	EHT80 (MRU 52 + 26 / Index 71)		* 5.15	68.98	Pk	34.2	-38.28	0	64.9	-	-	74	-9.1	335	201	H
			* 5.149223	69.94	Pk	34.2	-38.27	0	65.87	-	-	74	-8.13	335	201	H
			* 5.15	48.05	RMS	34.2	-38.28	0.56	44.53	54	-9.47	-	-	335	201	H
			* 5.144501	50.2	RMS	34.2	-38.31	0.56	46.65	54	-7.35	-	-	335	201	H
			* 5.15	72.68	Pk	34.2	-38.28	0	68.6	-	-	74	-5.4	345	111	V
			* 5.149696	73.19	Pk	34.2	-38.28	0	69.11	-	-	74	-4.89	345	111	V
			* 5.15	48.29	RMS	34.2	-38.28	0.56	44.77	54	-9.23	-	-	345	111	V
			* 5.146946	53.34	RMS	34.2	-38.25	0.56	49.85	54	-4.15	-	-	345	111	V
	EHT80 (RU 484 / Index 65)	5	* 5.15	46.38	Pk	34.2	-17.2	0	63.38	-	-	74	-10.62	135	127	H
			* 5.149613	46.36	Pk	34.2	-17.1	0	63.46	-	-	74	-10.54	135	127	H
			* 5.15	30.1	RMS	34.2	-17.2	0.32	47.42	54	-6.58	-	-	135	127	H
			* 5.148863	31.13	RMS	34.2	-17	0.32	48.65	54	-5.35	-	-	135	127	H
			* 5.15	49.14	Pk	34.2	-17.2	0	66.14	-	-	74	-7.86	290	107	V
			* 5.1493	49.77	Pk	34.2	-17.1	0	66.87	-	-	74	-7.13	290	107	V
			* 5.15	33.05	RMS	34.2	-17.2	0.32	50.37	54	-3.63	-	-	290	107	V
			* 5.149863	33.7	RMS	34.2	-17.2	0.32	51.02	54	-2.98	-	-	290	107	V
	EHT80 (MRU 52 + 26 / Index 71)		* 5.15	46.62	Pk	34.2	-17.2	0	63.62	-	-	74	-10.38	140	144	H
			* 5.149925	47.76	Pk	34.2	-17.2	0	64.76	-	-	74	-9.24	140	144	H
			* 5.15	28.46	RMS	34.2	-17.2	0.56	46.02	54	-7.98	-	-	140	144	H
			* 5.149457	29.78	RMS	34.2	-17.1	0.56	47.44	54	-6.56	-	-	140	144	H
			* 5.15	50.96	Pk	34.2	-17.2	0	67.96	-	-	74	-6.04	293	152	V
			* 5.148769	51.73	Pk	34.2	-17	0	68.93	-	-	74	-5.07	293	152	V
			* 5.15	30.52	RMS	34.2	-17.2	0.56	48.08	54	-5.92	-	-	293	152	V
			* 5.14655	32.24	RMS	34.2	-17.1	0.56	49.9	54	-4.1	-	-	293	152	V
5250 (Lower)	EHT160 (RU 996 / Index 67)	6	* 5.15	62.47	Pk	34.1	-35.9	0	60.67	-	-	74	-13.33	353	160	H
			* 5.122001	67.15	Pk	34	-36.1	0	65.05	-	-	74	-8.95	353	160	H
			* 5.15	48.68	RMS	34.1	-35.9	0.54	47.42	54	-6.58	-	-	353	160	H
			* 5.12514	50.45	RMS	34	-36.01	0.54	48.98	54	-5.02	-	-	353	160	H
			* 5.15	64.65	Pk	34.1	-35.9	0	62.85	-	-	74	-11.15	2	147	V
			* 5.121695	68.54	Pk	34	-36.13	0	66.41	-	-	74	-7.59	2	147	V
			* 5.15	50.88	RMS	34.1	-35.9	0.54	49.62	54	-4.38	-	-	2	147	V
			* 5.147168	52.26	RMS	34.1	-35.92	0.54	50.98	54	-3.02	-	-	2	147	V
	EHT160 (RU 242 / Index 61)		* 5.15	66.73	Pk	34.1	-35.9	0	64.93	-	-	74	-9.07	359	228	H
			* 5.148946	68.35	Pk	34.1	-36	0	66.45	-	-	74	-7.55	359	228	H
			* 5.15	48.57	RMS	34.1	-35.9	0.67	47.44	54	-6.56	-	-	359	228	H
			* 5.148557	49.59	RMS	34.1	-36	0.67	48.36	54	-5.64	-	-	359	228	H
			* 5.15	68.87	Pk	34.1	-35.9	0	67.07	-	-	74	-6.93	5	186	V
			* 5.149446	71.1	Pk	34.1	-35.96	0	69.24	-	-	74	-4.76	5	186	V
			* 5.15	50.95	RMS	34.1	-35.9	0.67	49.82	54	-4.18	-	-	5	186	V
			* 5.148862	51.41	RMS	34.1	-36	0.67	50.18	54	-3.82	-	-	5	186	V
	EHT160 (RU 996 / Index 67)	5	* 5.35	61.27	Pk	34.9	-34.8	0	61.37	-	-	74	-12.63	28	147	H
			* 5.35	46.85	RMS	34.9	-34.8	0.54	47.49	54	-6.51	-	-	28	147	H
			* 5.356002	48.15	RMS	34.9	-34.9	0.54	48.69	54	-5.31	-	-	28	147	H
			* 5.360248	63.33	Pk	34.9	-34.85	0	63.38	-	-	74	-10.62	28	147	H
			* 5.35	64.59	Pk	34.9	-34.8	0	64.69	-	-	74	-9.31	65	162	V
			* 5.35	49.56	RMS	34.9	-34.8	0.54	50.2	54	-3.8	-	-	65	162	V
			* 5.359408	68.05	Pk	34.9	-34.86	0	68.09	-	-	74	-5.91	65	162	V
			* 5.361438	50.68	RMS	34.9	-34.96	0.54	51.16	54	-2.84	-	-	65	162	V
	EHT160 (RU 242 / Index 61)		* 5.35	56.91	Pk	34.9	-34.8	0	57.01	-	-	74	-16.99	28	147	H
			* 5.35	45.34	RMS	34.9	-34.8	0.67	46.11	54	-7.89	-	-	28	147	H
			* 5.359082	60.68	Pk	34.9	-34.89	0	60.69	-	-	74	-13.31	28	147	H
			* 5.370422	47.39	RMS	34.9	-34.86	0.67	48.1	54	-5.9	-	-	28	147	H
			* 5.35	58.64	Pk	34.9	-34.8	0	58.74	-	-	74	-15.26	65	162	V
			* 5.35	46.78	RMS	34.9	-34.8	0.67	47.55	54	-6.45	-	-	65	162	V
			* 5.358522	63.78	Pk	34.9	-34.9	0	63.78	-	-	74	-10.22	65	162	V
			* 5.359875	49.93	RMS	34.9	-34.81	0.67	50.69	54	-3.31	-	-	65	162	V

* - indicates frequency in CFR47 Pt 15 / IC RSS-Restricted Band
Pk - Peak detector
RMS - RMS detection

UL LLC.
47173 Benicia Street, Fremont, CA 94538; USA. TEL:(510) 319-4000 FAX:(510) 661-0888
This report shall not be reproduced except in full, without the written approval of UL LLC.

BANDEDGE (LOW CHANNEL / 5180MHz), RU52

HORIZONTAL RESULT

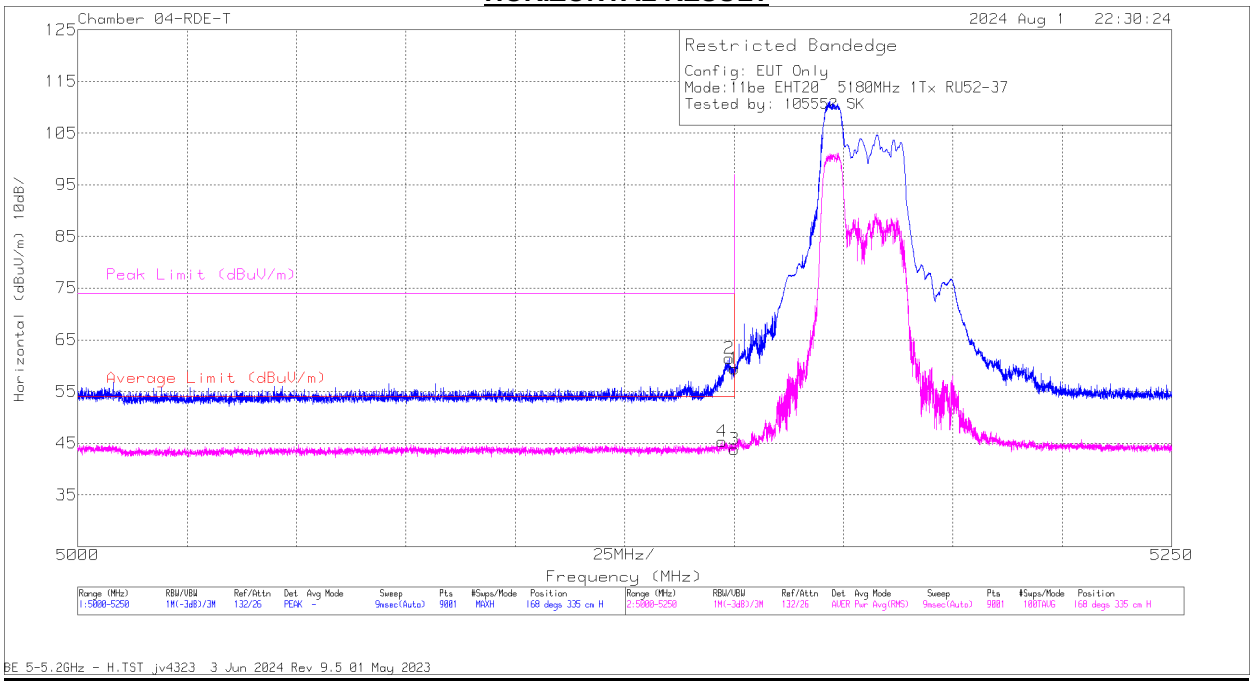

Marker	Frequency (GHz)	Meter Reading (dBuV)	Det	80430 ACF (dB/m)	DCCF (dB)	Gain/Loss (dB)	Corrected Reading (dBuV/m)	Average Limit (dBuV/m)	Margin (dB)	Peak Limit (dBuV/m)	PK Margin (dB)	Azimuth (Degs)	Height (cm)	Polarity
1	* 5.150	61.82	Pk	34.4	0	-36.83	59.39	-	-	74	-14.61	168	335	H
2	* 5.148835	63.9	Pk	34.4	0	-36.84	61.46	-	-	74	-12.54	168	335	H
3	* 5.150	45.85	RMS	34.4	0.57	-36.83	43.99	54	-10.01	-	-	168	335	H
4	* 5.147279	47.35	RMS	34.4	0.57	-36.8	45.52	54	-8.48	-	-	168	335	H

* - indicates frequency in CFR47 Pt 15 / IC RSS-Restricted Band
Pk - Peak detector
RMS - RMS detection

UL LLC.
47173 Benicia Street, Fremont, CA 94538; USA. TEL:(510) 319-4000 FAX:(510) 661-0888
This report shall not be reproduced except in full, without the written approval of UL LLC.

BANDEDGE (LOW CHANNEL / 5180MHz), RU52

VERTICAL RESULT

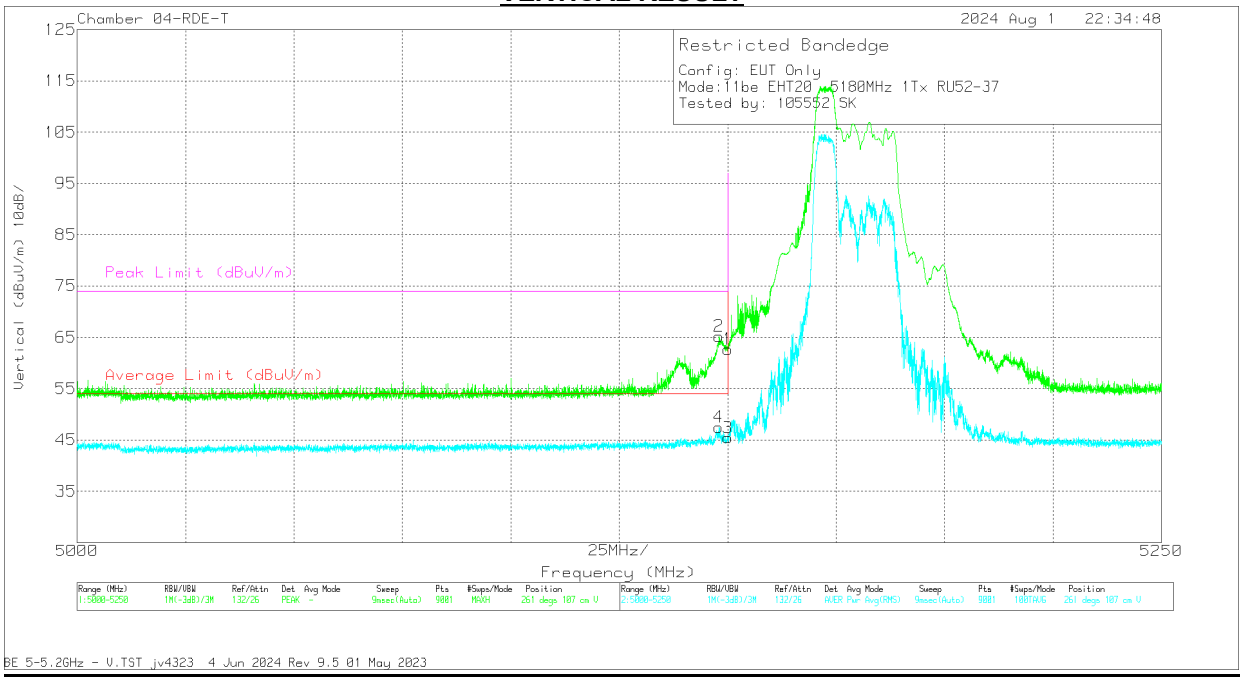

Marker	Frequency (GHz)	Meter Reading (dBuV)	Det	80430 ACF (dB/m)	DCCF (dB)	Gain/Loss (dB)	Corrected Reading (dBuV/m)	Average Limit (dBuV/m)	Margin (dB)	Peak Limit (dBuV/m)	PK Margin (dB)	Azimuth (Degs)	Height (cm)	Polarity
1	* 5.150	65.06	Pk	34.4	0	-36.83	62.63	-	-	74	-11.37	261	107	V
2	* 5.148057	67.62	Pk	34.4	0	-36.81	65.21	-	-	74	-8.79	261	107	V
3	* 5.150	47.44	RMS	34.4	0.57	-36.83	45.58	54	-8.42	-	-	261	107	V
4	* 5.147918	49.47	RMS	34.4	0.57	-36.81	47.63	54	-6.37	-	-	261	107	V

* - indicates frequency in CFR47 Pt 15 / IC RSS-Restricted Band
Pk - Peak detector
RMS - RMS detection

UL LLC.
47173 Benicia Street, Fremont, CA 94538; USA. TEL:(510) 319-4000 FAX:(510) 661-0888
This report shall not be reproduced except in full, without the written approval of UL LLC.

1.1.5. 802.11be MIMO SU MODE IN UNII-1 BAND – BANDEDGE

UNII-1 (MIMO CDD)	Channel Frequency (MHz)	Ant. #	Frequency (GHz)	Meter Reading (dBuV)	Det	AF (dB/m)	Amp/Cbl/ Fltr/Pad (dB)	DCCF (dB)	Correct Reading (dBuV/m)	Avg Limit (dBuV/m)	Avg Margin (dB)	Pk Limit (dBuV/m)	Pk Margin (dB)	Azimuth (Degs)	Height (cm)	Polarity
EHT20 (SU Mode)	5180	6 + 5	* 5.148085	66.25	Pk	34.7	-35.49	0	65.46	-	-	74	-8.54	49	192	H
			* 5.148557	51.31	RMS	34.7	-35.44	0.54	51.11	54	-2.89	-	-	49	192	H
			* 5.15	66.13	Pk	34.7	-35.4	0	65.43	-	-	74	-8.57	49	192	H
			* 5.15	48.92	RMS	34.7	-35.4	0.54	48.76	54	-5.24	-	-	49	192	H
			* 5.14964	66.16	Pk	34.7	-35.4	0	65.46	-	-	74	-8.54	106	280	V
			* 5.149973	50.09	RMS	34.7	-35.4	0.54	49.93	54	-4.07	-	-	106	280	V
			* 5.15	65.74	Pk	34.7	-35.4	0	65.04	-	-	74	-8.96	106	280	V
			* 5.15	49.58	RMS	34.7	-35.4	0.54	49.42	54	-4.58	-	-	106	280	V
EHT40 (SU Mode)	5190	6 + 5	* 5.147585	68.56	Pk	34.7	-35.46	0	67.8	-	-	74	-6.2	214	137	H
			* 5.148612	51.12	RMS	34.7	-35.44	0.55	50.93	54	-3.07	-	-	214	137	H
			* 5.15	63.84	Pk	34.7	-35.4	0	63.14	-	-	74	-10.86	214	137	H
			* 5.15	47.63	RMS	34.7	-35.4	0.55	47.48	54	-6.52	-	-	214	137	H
			* 5.149835	50	RMS	34.7	-35.4	0.55	49.85	54	-4.15	-	-	166	160	V
			* 5.14989	67.23	Pk	34.7	-35.4	0	66.53	-	-	74	-7.47	166	160	V
			* 5.15	66.82	Pk	34.7	-35.4	0	66.12	-	-	74	-7.88	166	160	V
			* 5.15	48.55	RMS	34.7	-35.4	0.55	48.4	54	-5.6	-	-	166	160	V
EHT80 (SU Mode)	5210	6 + 5	* 5.15	65.61	Pk	34.1	-35.9	0	63.81	-	-	74	-10.19	182	153	H
			* 5.148335	67.95	Pk	34.1	-36	0	66.05	-	-	74	-7.95	182	153	H
			* 5.15	50.4	RMS	34.1	-35.9	0.59	49.19	54	-4.81	-	-	182	153	H
			* 5.139279	52.74	RMS	34.1	-35.97	0.59	51.46	54	-2.54	-	-	182	153	H
			* 5.15	63.97	Pk	34.1	-35.9	0	62.17	-	-	74	-11.83	346	323	V
			* 5.148279	65.69	Pk	34.1	-36	0	63.79	-	-	74	-10.21	346	323	V
			* 5.15	49.68	RMS	34.1	-35.9	0.59	48.47	54	-5.53	-	-	346	323	V
			* 5.147168	51.58	RMS	34.1	-35.92	0.59	50.35	54	-3.65	-	-	346	323	V
EHT160 (SU Mode)	5250 (Lower)	6 + 5	* 5.15	68.59	Pk	34.3	-40.3	0	62.59	-	-	74	-11.41	181	123	H
			* 5.147196	70.97	Pk	34.3	-40.2	0	65.07	-	-	74	-8.93	181	123	H
			* 5.15	51.24	RMS	34.3	-40.3	0.68	45.92	54	-8.08	-	-	181	123	H
			* 5.148029	56.32	RMS	34.3	-40.2	0.68	51.1	54	-2.9	-	-	181	123	H
			* 5.15	68.93	Pk	34.3	-40.3	0	62.93	-	-	74	-11.07	142	155	V
			* 5.146112	70.32	Pk	34.3	-40.2	0	64.42	-	-	74	-9.58	142	155	V
			* 5.15	54	RMS	34.3	-40.3	0.68	48.68	54	-5.32	-	-	142	155	V
			* 5.144723	56.21	RMS	34.3	-40.23	0.68	50.96	54	-3.04	-	-	142	155	V

* - indicates frequency in CFR47 Pt 15 / IC RSS-Restricted Band
Pk - Peak detector
RMS - RMS detection

UL LLC.
47173 Benicia Street, Fremont, CA 94538; USA. TEL:(510) 319-4000 FAX:(510) 661-0888
This report shall not be reproduced except in full, without the written approval of UL LLC.

BANDEDGE (LOW CHANNEL / 5180MHz), SU MODE

HORIZONTAL RESULT

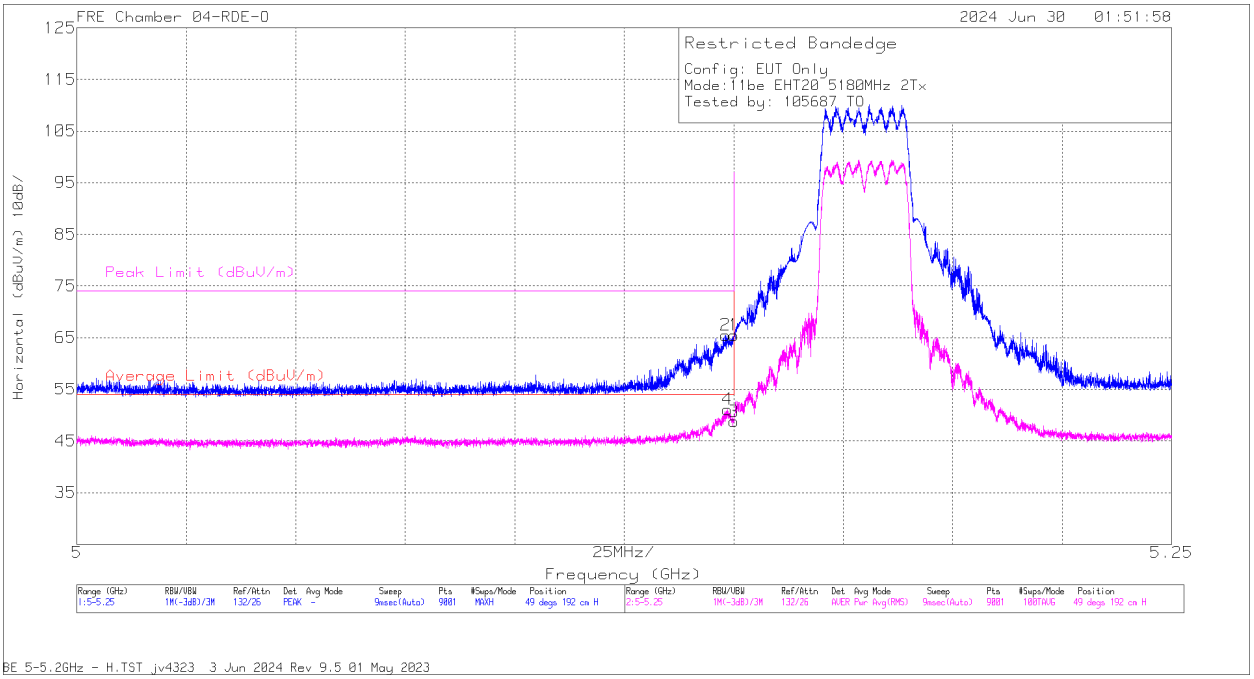

Marker	Frequency (GHz)	Meter Reading (dBuV)	Det	80402 ACF (dB/m)	DCCF (dB)	Gain/Loss (dB)	Corrected Reading (dBuV/m)	Average Limit (dBuV/m)	Margin (dB)	Peak Limit (dBuV/m)	PK Margin (dB)	Azimuth (Degs)	Height (cm)	Polarity
2	* 5.148085	66.25	Pk	34.7	0	-35.49	65.46	-	-	74	-8.54	49	192	H
4	* 5.148557	51.31	RMS	34.7	.54	-35.44	51.11	54	-2.89	-	-	49	192	H
1	* 5.15	66.13	Pk	34.7	0	-35.4	65.43	-	-	74	-8.57	49	192	H
3	* 5.15	48.92	RMS	34.7	.54	-35.4	48.76	54	-5.24	-	-	49	192	H

* - indicates frequency in CFR47 Pt 15 / IC RSS-Restricted Band
Pk - Peak detector
RMS - RMS detection

UL LLC.
47173 Benicia Street, Fremont, CA 94538; USA. TEL:(510) 319-4000 FAX:(510) 661-0888
This report shall not be reproduced except in full, without the written approval of UL LLC.

BANDEDGE (LOW CHANNEL / 5180MHz), SU MODE

VERTICAL RESULT

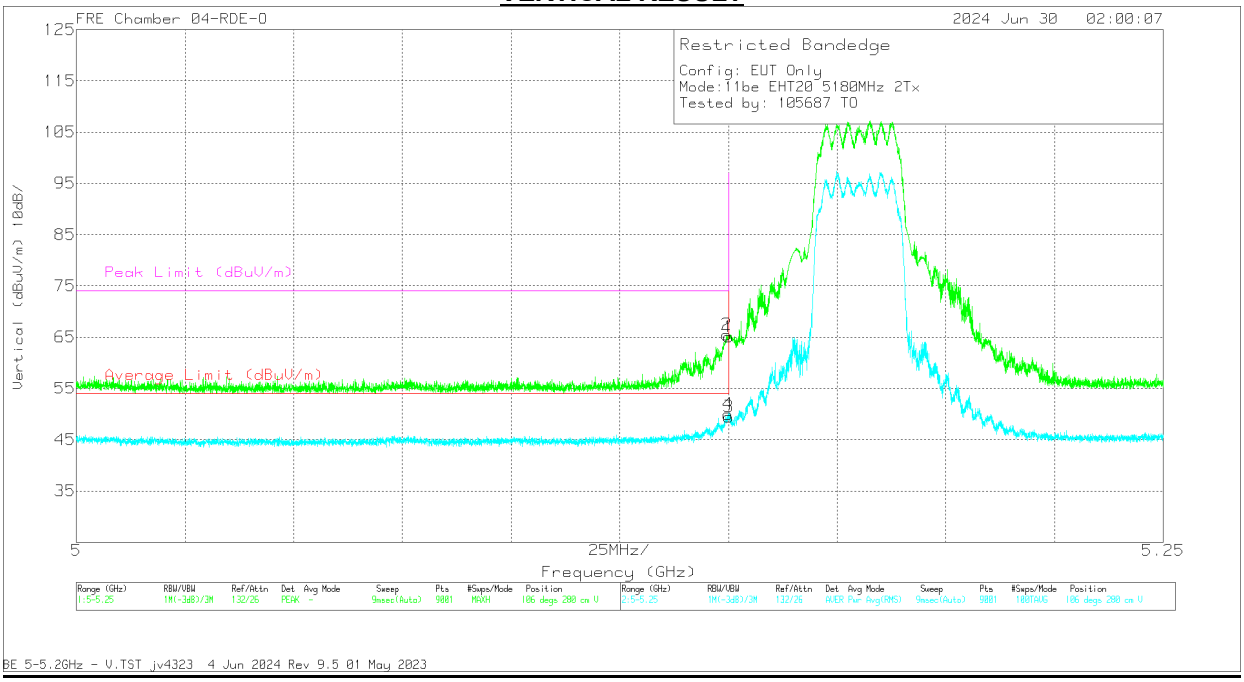

Marker	Frequency (GHz)	Meter Reading (dBuV)	Det	80402 ACF (dB/m)	DCCF (dB)	Gain/Loss (dB)	Corrected Reading (dBuV/m)	Average Limit (dBuV/m)	Margin (dB)	Peak Limit (dBuV/m)	PK Margin (dB)	Azimuth (Degs)	Height (cm)	Polarity
2	* 5.14964	66.16	Pk	34.7	0	-35.4	65.46	-	-	74	-8.54	106	280	V
4	* 5.149973	50.09	RMS	34.7	.54	-35.4	49.93	54	-4.07	-	-	106	280	V
1	* 5.15	65.74	Pk	34.7	0	-35.4	65.04	-	-	74	-8.96	106	280	V
3	* 5.15	49.58	RMS	34.7	.54	-35.4	49.42	54	-4.58	-	-	106	280	V

* - indicates frequency in CFR47 Pt 15 / IC RSS-Restricted Band
Pk - Peak detector
RMS - RMS detection

UL LLC.
47173 Benicia Street, Fremont, CA 94538; USA. TEL:(510) 319-4000 FAX:(510) 661-0888
This report shall not be reproduced except in full, without the written approval of UL LLC.

1.1.6. 802.11be MIMO PARTIAL RU MODE IN UNII-1 BAND – BANDEDGE

UNII-1 (MIMO CDD)	Channel Frequency (MHz)	Ant. #	Frequency (GHz)	Meter Reading (dBuV)	Det	AF (dB/m)	Amp/Cbl/ Fltr/Pad (dB)	DCCF (dB)	Correct Reading (dBuV/m)	Avg Limit (dBuV/m)	Avg Margin (dB)	Pk Limit (dBuV/m)	Pk Margin (dB)	Azimuth (Degs)	Height (cm)	Polarity
EHT20 (RU 52 / Index 37)	5180	6 + 5	* 5.147988	48.84	Pk	34.2	-17.1	0	65.94	-	-	74	-8.06	315	112	H
			* 5.149925	31.02	RMS	34.2	-17.2	0.57	48.59	54	-5.41	-	-	315	112	H
			* 5.15	48.14	Pk	34.2	-17.2	0	65.14	-	-	74	-8.86	315	112	H
			* 5.15	30.13	RMS	34.2	-17.2	0.57	47.7	54	-6.3	-	-	315	112	H
			* 5.15	45.47	Pk	34.2	-17.2	0	62.47	-	-	74	-11.53	314	148	V
			* 5.147863	46.29	Pk	34.2	-17.1	0	63.39	-	-	74	-10.61	314	148	V
			* 5.15	28.67	RMS	34.2	-17.2	0.57	46.24	54	-7.76	-	-	314	148	V
			* 5.147644	30.62	RMS	34.2	-17.1	0.57	48.29	54	-5.71	-	-	314	148	V
EHT40 (RU 242 / Index 61)	5190	6 + 5	* 5.15	67.59	Pk	34.1	-35.9	0	65.79	-	-	74	-8.21	165	175	H
			* 5.149557	68.69	Pk	34.1	-35.94	0	66.85	-	-	74	-7.15	165	175	H
			* 5.15	52.13	RMS	34.1	-35.9	0.38	50.71	54	-3.29	-	-	165	175	H
			* 5.149696	52.76	RMS	34.1	-35.93	0.38	51.31	54	-2.69	-	-	165	175	H
			* 5.15	65.41	Pk	34.1	-35.9	0	63.61	-	-	74	-10.39	137	180	V
			* 5.149973	66.07	Pk	34.1	-35.9	0	64.27	-	-	74	-9.73	137	180	V
			* 5.15	50.51	RMS	34.1	-35.9	0.38	49.09	54	-4.91	-	-	137	180	V
			* 5.14989	50.93	RMS	34.1	-35.91	0.38	49.5	54	-4.5	-	-	137	180	V
EHT40 (RU 52 / Index 37)			* 5.15	64.82	Pk	34.1	-35.9	0	63.02	-	-	74	-10.98	165	175	H
			* 5.149223	67.97	Pk	34.1	-35.98	0	66.09	-	-	74	-7.91	165	175	H
			* 5.15	51.12	RMS	34.1	-35.9	0.57	49.89	54	-4.11	-	-	165	175	H
			* 5.149446	52.43	RMS	34.1	-35.96	0.57	51.14	54	-2.86	-	-	165	175	H
			* 5.15	58.79	Pk	34.1	-35.9	0	56.99	-	-	74	-17.01	137	180	V
			* 5.149918	60.46	Pk	34.1	-35.91	0	58.65	-	-	74	-15.35	137	180	V
			* 5.15	46.72	RMS	34.1	-35.9	0.57	45.49	54	-8.51	-	-	137	180	V
			* 5.128723	47.64	RMS	34	-36.03	0.57	46.18	54	-7.82	-	-	137	180	V
EHT80 (RU 484 / Index 65)	5210	6 + 5	* 5.15	58.56	Pk	34.1	-35.9	0	56.76	-	-	74	-17.24	176	262	H
			* 5.146057	60.47	Pk	34.1	-35.9	0	58.67	-	-	74	-15.33	176	262	H
			* 5.15	46.14	RMS	34.1	-35.9	0.32	44.66	54	-9.34	-	-	176	262	H
			* 5.148585	48.43	RMS	34.1	-36	0.32	46.85	54	-7.15	-	-	176	262	H
			* 5.15	57.72	Pk	34.1	-35.9	0	55.92	-	-	74	-18.08	138	119	V
			* 5.149501	60.8	Pk	34.1	-35.95	0	58.95	-	-	74	-15.05	138	119	V
			* 5.15	46.45	RMS	34.1	-35.9	0.32	44.97	54	-9.03	-	-	138	119	V
			* 5.148723	47.97	RMS	34.1	-36	0.32	46.39	54	-7.61	-	-	138	119	V
EHT80 (MRU 52 + 26 / Index 71)			* 5.15	67.32	Pk	34.1	-35.9	0	65.52	-	-	74	-8.48	183	103	H
			* 5.148862	69.43	Pk	34.1	-36	0	67.53	-	-	74	-6.47	183	103	H
			* 5.15	54.47	RMS	34.1	-35.9	0.56	53.23	54	-0.77	-	-	183	103	H
			* 5.147835	55.15	RMS	34.1	-35.98	0.56	53.83	54	-0.17	-	-	183	103	H
			* 5.15	56.48	Pk	34.1	-35.9	0	54.68	-	-	74	-19.32	194	113	V
			* 5.145751	60.14	Pk	34.1	-35.9	0	58.34	-	-	74	-15.66	194	113	V
			* 5.15	45.21	RMS	34.1	-35.9	0.56	43.41	54	-10.59	-	-	194	113	V
			* 5.142196	46.33	RMS	34.1	-35.98	0.56	44.45	54	-9.55	-	-	194	113	V
EHT160 (RU 996 / Index 67)	5250 (Lower)	6 + 5	5.725	59.99	Pk	35.2	-34.1	0	61.09	-	-	68.2	-7.11	279	166	H
			5.726488	62.31	Pk	35.2	-34.1	0	63.41	-	-	68.2	-4.79	279	166	H
			5.725	55.51	Pk	35.2	-34.1	0	56.61	-	-	68.2	-11.59	297	183	V
			5.817868	57.47	Pk	35.3	-33.7	0	59.07	-	-	68.2	-9.13	297	183	V
EHT160 (RU 242 / Index 61)			5.725	58.25	Pk	35.2	-34.1	0	59.35	-	-	68.2	-8.85	279	166	H
			5.730897	61.7	Pk	35.2	-34.01	0	62.89	-	-	68.2	-5.31	279	166	H
			5.725	56.06	Pk	35.2	-34.1	0	57.16	-	-	68.2	-11.04	297	183	V
			5.725713	59.03	Pk	35.2	-34.1	0	60.13	-	-	68.2	-8.07	297	183	V

* - indicates frequency in CFR47 Pt 15 / IC RSS-Restricted Band
Pk - Peak detector
RMS - RMS detection

UL LLC.
47173 Benicia Street, Fremont, CA 94538; USA. TEL:(510) 319-4000 FAX:(510) 661-0888
This report shall not be reproduced except in full, without the written approval of UL LLC.

BANDEDGE (LOW CHANNEL / 5180MHz), PARTIAL RU52

HORIZONTAL RESULT

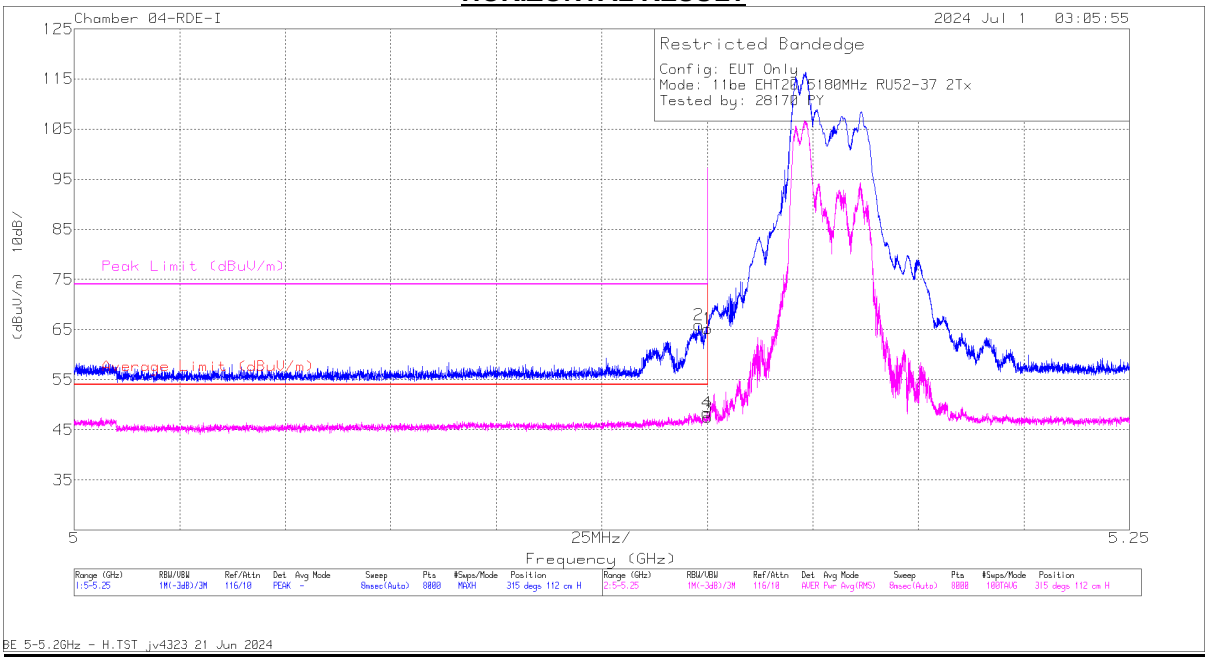

Marker	Frequency (GHz)	Meter Reading (dBuV)	Det	84797 ACF (dB/m)	CBL AMP Pad(dB)	DCCF (dB)	Corrected Reading (dBuV/m)	Average Limit (dBuV/m)	Margin (dB)	Peak Limit (dBuV/m)	PK Margin (dB)	Azimuth (Degs)	Height (cm)	Polarity
2	* 5.147988	48.84	Pk	34.2	-17.1	0	65.94	-	-	74	-8.06	315	112	H
4	* 5.149925	31.02	RMS	34.2	-17.2	0.57	48.59	54	-5.41	-	-	315	112	H
1	* 5.15	48.14	Pk	34.2	-17.2	0	65.14	-	-	74	-8.86	315	112	H
3	* 5.15	30.13	RMS	34.2	-17.2	0.57	47.7	54	-6.3	-	-	315	112	H

* - indicates frequency in CFR47 Pt 15 / IC RSS-Restricted Band
Pk - Peak detector
RMS - RMS detection

UL LLC.
47173 Benicia Street, Fremont, CA 94538; USA. TEL:(510) 319-4000 FAX:(510) 661-0888
This report shall not be reproduced except in full, without the written approval of UL LLC.

BANDEDGE (LOW CHANNEL / 5180MHz), PARTIAL RU52

VERTICAL RESULT

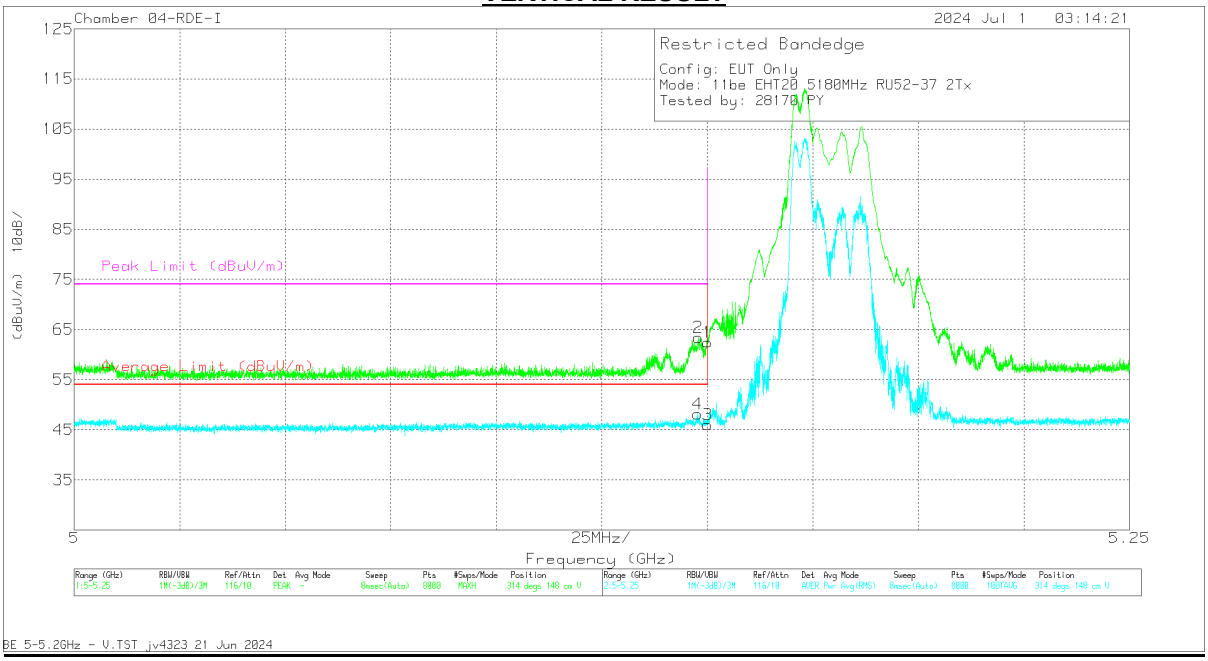

Marker	Frequency (GHz)	Meter Reading (dBuV)	Det	84797 ACF (dB/m)	CBL AMP Pad(dB)	DCCF (dB)	Corrected Reading (dBuV/m)	Average Limit (dBuV/m)	Margin (dB)	Peak Limit (dBuV/m)	PK Margin (dB)	Azimuth (Degs)	Height (cm)	Polarity
1	* 5.15	45.47	Pk	34.2	-17.2	0	62.47	-	-	74	-11.53	314	148	V
2	* 5.147863	46.29	Pk	34.2	-17.1	0	63.39	-	-	74	-10.61	314	148	V
3	* 5.15	28.67	RMS	34.2	-17.2	0.57	46.24	54	-7.76	-	-	314	148	V
4	* 5.147644	30.62	RMS	34.2	-17.1	0.57	48.29	54	-5.71	-	-	314	148	V

* - indicates frequency in CFR47 Pt 15 / IC RSS-Restricted Band
Pk - Peak detector
RMS - RMS detection

UL LLC.
47173 Benicia Street, Fremont, CA 94538; USA. TEL:(510) 319-4000 FAX:(510) 661-0888
This report shall not be reproduced except in full, without the written approval of UL LLC.

1.1.7. 802.11n/ac MIMO MODE IN UNII-1 BAND – SPURIOUS EMISSIONS

20MHz

UNII-1 (MIMO CDD)	Channel Frequency (MHz)	Ant. #	Frequency (GHz)	Meter Reading (dBuV)	Det	AF (dB/m)	Amp/Cbl/ Fltr/Pad (dB)	DCCF (dB)	Correct Reading (dBuV/m)	Avg Limit (dBuV/m)	Avg Margin (dB)	Pk Limit (dBuV/m)	Pk Margin (dB)	Azimuth (Degs)	Height (cm)	Polarity
11n/ac (Highest Power)	5180	6 + 5	2.002017	58.45	PK-U	31.7	-47.61	0	42.54	-	-	68.2	-25.66	65	194	V
			2.009244	58.41	PK-U	31.7	-47.65	0	42.46	-	-	68.2	-25.74	108	155	H
			6.441119	54	PK-U	35.9	-44.81	0	45.09	-	-	68.2	-23.11	235	211	V
			6.466457	53.9	PK-U	35.9	-44.46	0	45.34	-	-	68.2	-22.86	219	156	H
			13.426148	52.8	PK-U	39.1	-43.14	0	48.76	-	-	68.2	-19.44	179	200	V
			13.429431	52.75	PK-U	39.1	-43.16	0	48.69	-	-	68.2	-19.51	91	121	H
	5200	6 + 5	* 2.821507	57.02	PK-U	32.7	-46.2	0	43.52	-	-	74	-30.48	51	118	H
			* 2.820236	45.35	ADR	32.7	-46.28	0	31.77	54	-22.23	-	-	51	118	H
			* 2.828379	56.69	PK-U	32.7	-46.1	0	43.29	-	-	74	-30.71	257	191	V
			* 2.828031	45.5	ADR	32.7	-46.1	0	32.1	54	-21.9	-	-	257	191	V
			* 9.410734	53.83	PK-U	37	-41.43	0	49.4	-	-	74	-24.6	290	209	H
			* 9.410435	42.5	ADR	37	-41.46	0	38.04	54	-15.96	-	-	290	209	H
			* 11.971801	53.37	PK-U	39.1	-39.2	0	53.27	-	-	74	-20.73	19	231	H
			* 11.97221	41.55	ADR	39.1	-39.2	0	41.45	54	-12.55	-	-	19	231	H
			* 9.394694	54.26	PK-U	36.9	-41.3	0	49.86	-	-	74	-24.14	295	142	V
			* 9.396894	42.57	ADR	36.9	-41.3	0	38.17	54	-15.83	-	-	295	142	V
			* 11.980033	53.03	PK-U	39.1	-39.2	0	52.93	-	-	74	-21.07	319	245	V
			* 11.980933	41.59	ADR	39.1	-39.2	0	41.49	54		-	-	319	245	V
	5240	6 + 5	* 3.784685	55.97	PK-U	33.6	-44.7	0	44.87	-	-	74	-29.13	262	248	H
			* 3.783597	44.31	ADR	33.6	-44.74	0	33.17	54	-20.83	-	-	262	248	H
			* 3.78875	55.86	PK-U	33.6	-44.6	0	44.86	-	-	74	-29.14	91	179	V
			* 3.787826	44.22	ADR	33.6	-44.6	0	33.22	54	-20.78	-	-	91	179	V
			* 11.065345	52.39	PK-U	38.4	-39.7	0	51.09	-	-	74	-22.91	144	103	H
			* 11.062958	41.15	ADR	38.4	-39.7	0	39.85	54	-14.15	-	-	144	103	H
			* 12.454367	53.3	PK-U	39.1	-39.74	0	52.66	-	-	74	-21.34	125	152	H
			* 12.453014	41.88	ADR	39.1	-39.8	0	41.18	54	-12.82	-	-	125	152	H
			* 11.067702	53.44	PK-U	38.4	-39.77	0	52.07	-	-	74	-21.93	186	117	V
			* 11.068041	41.35	ADR	38.4	-39.8	0	39.95	54	-14.05	-	-	186	117	V
			* 12.451843	53.82	PK-U	39.1	-39.72	0	53.2	-	-	74	-20.8	263	221	V
			* 12.451387	41.62	ADR	39.1	-39.76	0	40.96	54	-13.04	-	-	263	221	V

* - indicates frequency in CFR47 Pt 15 / IC RSS-Restricted Band
PK-U - U-NII: Maximum Peak
ADR - U-NII AD primary method, RMS average

40MHz

UNII-1 (MIMO CDD)	Channel Frequency (MHz)	Ant. #	Frequency (GHz)	Meter Reading (dBuV)	Det	AF (dB/m)	Amp/Cbl/ Fltr/Pad (dB)	DCCF (dB)	Corrected Reading (dBuV/m)	Avg Limit (dBuV/m)	Avg Margin (dB)	Pk Limit (dBuV/m)	Pk Margin (dB)	Azimuth (Degs)	Height (cm)	Polarity
11n/ac (Highest Power)	5190	6 + 5	* 4.012513	56.01	PK-U	33.8	-45.1	0	44.71	-	-	74	-29.29	183	223	H
			* 4.014048	44.38	ADR	33.8	-45.1	0.1	33.18	54	-20.82	-	-	183	223	H
			* 4.016581	55.38	PK-U	33.8	-44.9	0	44.28	-	-	74	-29.72	293	111	V
			* 4.017415	44.28	ADR	33.8	-44.9	0.1	33.28	54	-20.72	-	-	293	111	V
			* 8.311414	52.98	PK-U	36.1	-41	0	48.08	-	-	74	-25.92	83	126	H
			* 8.31213	41.65	ADR	36.1	-40.99	0.1	36.86	54	-17.14	-	-	83	126	H
			* 12.192214	53.48	PK-U	39.2	-39.2	0	53.48	-	-	74	-20.52	330	189	H
			* 12.192097	41.92	ADR	39.2	-39.2	0.1	42.02	54	-11.98	-	-	330	189	H
			* 8.314257	53.05	PK-U	36.1	-40.97	0	48.18	-	-	74	-25.82	159	208	V
			* 8.314783	41.41	ADR	36.1	-40.92	0.1	36.69	54	-17.31	-	-	159	208	V
			* 12.194937	53.84	PK-U	39.2	-39.19	0	53.85	-	-	74	-20.15	29	165	V
			* 12.197305	41.98	ADR	39.2	-39.2	0.1	42.08	54	-11.92	-	-	29	165	V
	5230	6 + 5	* 3.889859	56.76	PK-U	33.7	-44.99	0	45.47	-	-	74	-28.53	224	197	H
			* 3.886478	44.75	ADR	33.7	-44.85	0.1	33.7	54	-20.3	-	-	224	197	H
			* 3.886639	55.89	PK-U	33.7	-44.84	0	44.75	-	-	74	-29.25	350	113	V
			* 3.886893	44.65	ADR	33.7	-44.81	0.1	33.64	54	-20.36	-	-	350	113	V
			* 9.17974	53.57	PK-U	36.5	-40.9	0	49.17	-	-	74	-24.83	120	151	H
			* 9.183131	41.77	ADR	36.5	-40.81	0.1	37.56	54	-16.44	-	-	120	151	H
			* 11.976114	53.49	PK-U	39.1	-39.1	0	53.49	-	-	74	-20.51	16	226	H
			* 11.976253	41.6	ADR	39.1	-39.1	0.1	41.7	54	-12.3	-	-	16	226	H
			* 9.179838	53.41	PK-U	36.5	-40.9	0	49.01	-	-	74	-24.99	323	178	V
			* 9.180432	41.67	ADR	36.5	-40.86	0.1	37.41	54	-16.59	-	-	323	178	V
			* 11.974565	53.73	PK-U	39.1	-39.1	0	53.73	-	-	74	-20.27	181	255	V
			* 11.974279	41.44	ADR	39.1	-39.1	0.1	41.54	54	-12.46	-	-	181	255	V

* - indicates frequency in CFR47 Pt 15 / IC RSS-Restricted Band
PK-U - U-NII: Maximum Peak
ADR - U-NII AD primary method, RMS average

UL LLC.
47173 Benicia Street, Fremont, CA 94538; USA. TEL:(510) 319-4000 FAX:(510) 661-0888
This report shall not be reproduced except in full, without the written approval of UL LLC.

80MHz

UNII-1 (MIMO CDD)	Channel Frequency (MHz)	Ant. #	Frequency (GHz)	Meter Reading (dBuV)	Det	AF (dB/m)	Amp/Cbl/ Fltr/Pad (dB)	DCCF (dB)	Corrected Reading (dBuV/m)	Avg Limit (dBuV/m)	Avg Margin (dB)	Pk Limit (dBuV/m)	Pk Margin (dB)	Azimuth (Degs)	Height (cm)	Polarity
11n/ac (Highest Power)	5210	6 + 5	2.002296	58.42	PK-U	31.7	-46.6	0	43.52	-	-	68.2	-24.68	130	141	V
			2.008912	58.3	PK-U	31.7	-46.61	0	43.39	-	-	68.2	-24.81	176	168	H
			6.491141	53.8	PK-U	35.9	-42.27	0	47.43	-	-	68.2	-20.77	42	156	V
			6.497207	54.06	PK-U	35.9	-42.2	0	47.76	-	-	68.2	-20.44	257	139	H
			10.265316	53.58	PK-U	38.5	-40.13	0	51.95	-	-	68.2	-16.25	113	134	V
			10.321535	54.21	PK-U	38.5	-39.85	0	52.86	-	-	68.2	-15.34	194	168	H

* - indicates frequency in CFR47 Pt 15 / IC RSS-Restricted Band
PK-U - U-NII: Maximum Peak
ADR - U-NII AD primary method, RMS average

160MHz

UNII-1 (MIMO CDD)	Channel Frequency (MHz)	Ant. #	Frequency (GHz)	Meter Reading (dBuV)	Det	AF (dB/m)	Amp/Cbl/ Fltr/Pad (dB)	DCCF (dB)	Corrected Reading (dBuV/m)	Avg Limit (dBuV/m)	Avg Margin (dB)	Pk Limit (dBuV/m)	Pk Margin (dB)	Azimuth (Degs)	Height (cm)	Polarity
11n/ac (Highest Power)	5250 (Straddle)	6 + 5	1.9521	58.65	PK-U	31.5	-46.69	0	43.46	-	-	68.2	-24.74	198	142	H
			1.955536	58.16	PK-U	31.5	-46.55	0	43.11	-	-	68.2	-25.09	107	155	V
			6.629015	55.42	PK-U	35.8	-42.5	0	48.72	-	-	68.2	-19.48	234	354	H
			6.638786	53.31	PK-U	35.8	-42.2	0	46.91	-	-	68.2	-21.29	44	131	V
			10.322626	53.65	PK-U	38.5	-39.93	0	52.22	-	-	68.2	-15.98	216	143	V
			10.326717	53.46	PK-U	38.5	-40	0	51.96	-	-	68.2	-16.24	162	232	H

* - indicates frequency in CFR47 Pt 15 / IC RSS-Restricted Band
PK-U - U-NII: Maximum Peak
ADR - U-NII AD primary method, RMS average

UL LLC.
47173 Benicia Street, Fremont, CA 94538; USA. TEL:(510) 319-4000 FAX:(510) 661-0888
This report shall not be reproduced except in full, without the written approval of UL LLC.

HARMONICS AND SPURIOUS EMISSIONS (LOW CHANNEL / 5180MHz)

LOW CHANNEL RESULTS

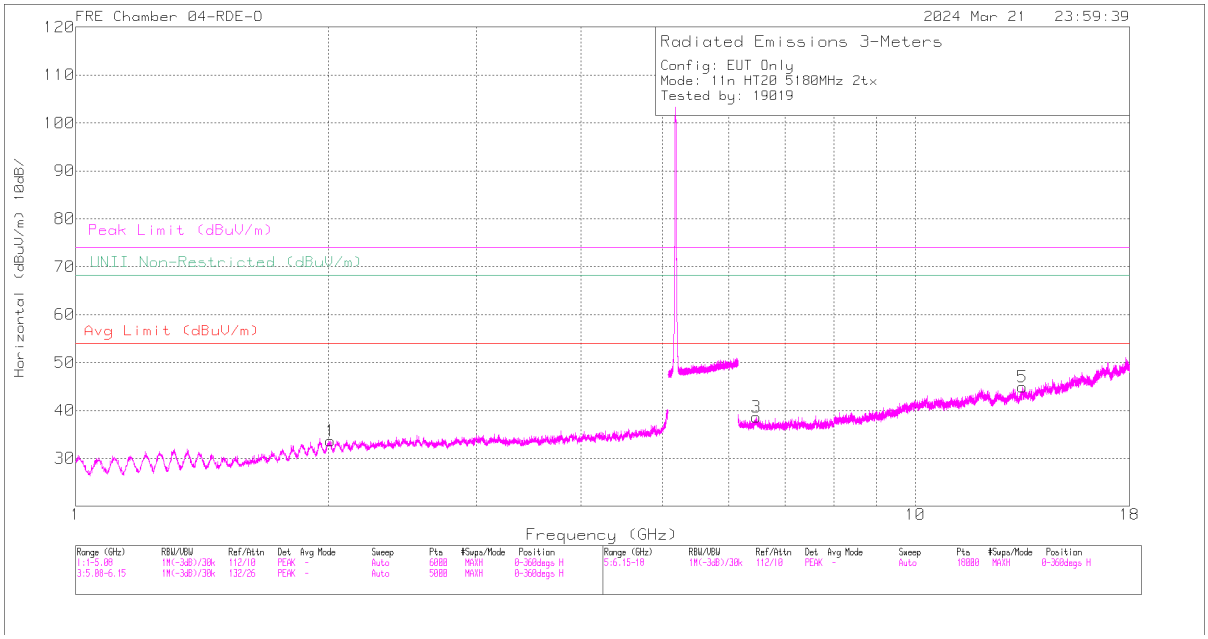

HORIZONTAL

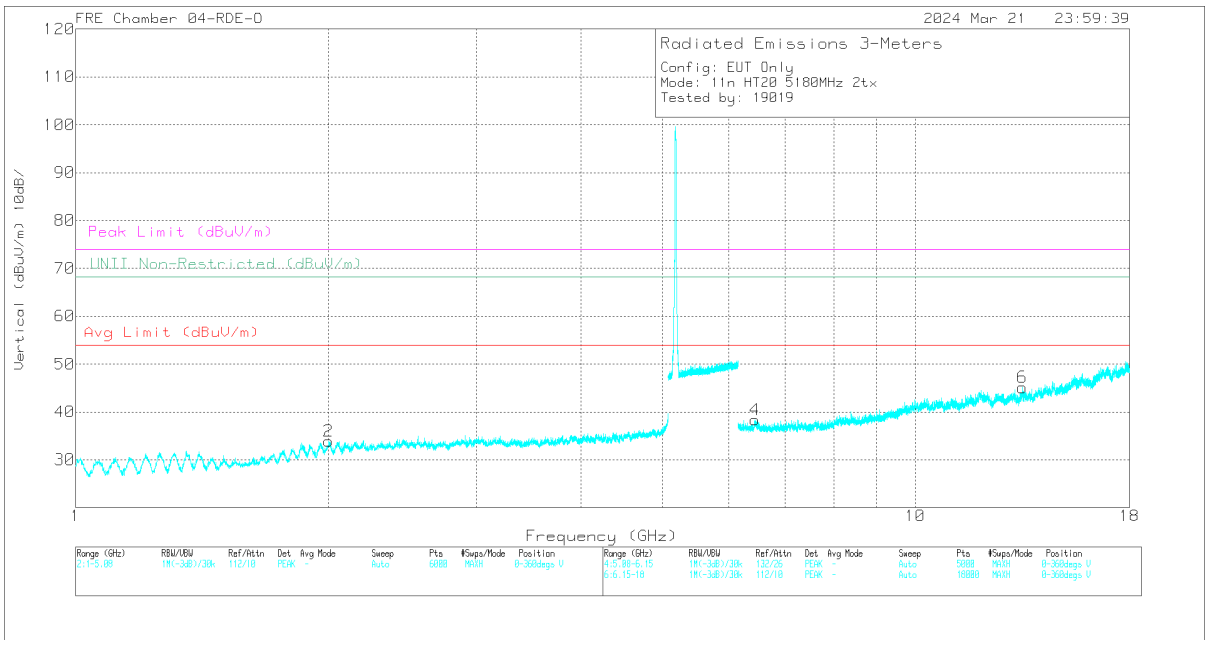

VERTICAL

UL LLC.
47173 Benicia Street, Fremont, CA 94538; USA. TEL:(510) 319-4000 FAX:(510) 661-0888
This report shall not be reproduced except in full, without the written approval of UL LLC.

RADIATED EMISSIONS

Marker	Frequency (GHz)	Meter Reading (dBuV)	Det	80402 ACF (dB/m)	DCCF (dB)	Gain/Loss (dB)	Corrected Reading (dBuV/m)	Avg Limit (dBuV/m)	Margin (dB)	Peak Limit (dBuV/m)	PK Margin (dB)	Azimuth (Degs)	Height (cm)	Polarity
2	2.002017	58.45	PK-U	31.7	0	-47.61	42.54	-	-	68.2	-25.66	65	194	V
1	2.009244	58.41	PK-U	31.7	0	-47.65	42.46	-	-	68.2	-25.74	108	155	H
4	6.441119	54	PK-U	35.9	0	-44.81	45.09	-	-	68.2	-23.11	235	211	V
3	6.466457	53.9	PK-U	35.9	0	-44.46	45.34	-	-	68.2	-22.86	219	156	H
6	13.426148	52.8	PK-U	39.1	0	-43.14	48.76	-	-	68.2	-19.44	179	200	V
5	13.429431	52.75	PK-U	39.1	0	-43.16	48.69	-	-	68.2	-19.51	91	121	H

* - indicates frequency in CFR47 Pt 15 / IC RSS-Restricted Band
Pk - Peak detector
RMS - RMS detection

UL LLC.
47173 Benicia Street, Fremont, CA 94538; USA. TEL:(510) 319-4000 FAX:(510) 661-0888
This report shall not be reproduced except in full, without the written approval of UL LLC.

1.1.8. 802.11be MIMO MODE IN UNII-1 BAND – SPURIOUS EMISSIONS

20MHz

UNII-1 (MIMO CDD)	Channel Frequency (MHz)	Ant. #	Frequency (GHz)	60.77	Det	AF (dB/m)	Amp/Cbl/ Fltr/Pad (dB)	DCCF (dB)	Correct Reading (dBuV/m)	Avg Limit (dBuV/m)	Avg Margin (dB)	Pk Limit (dBuV/m)	Pk Margin (dB)	Azimuth (Degs)	Height (cm)	Polarity
11be (SU Mode / Highest Power)	5180	6 + 5	* 7.640059	56.14	PK-U	35.9	-45.84	0	46.2	-	-	74	-27.8	328	118	H
			* 7.640089	44.54	ADR	35.9	-45.84	0	34.6	54	-19.4	-	-	328	118	H
			* 7.628486	56.57	PK-U	35.9	-45.75	0	46.72	-	-	74	-27.28	160	211	V
			* 7.631083	44.44	ADR	35.9	-45.74	0	34.6	54	-19.4	-	-	160	211	V
			2.521473	60.96	PK-U	32.5	-49.38	0	44.08	-	-	68.2	-24.12	300	224	V
			2.530318	60.25	PK-U	32.5	-49.32	0	43.43	-	-	68.2	-24.77	198	114	H
			14.533541	55.58	PK-U	39.8	-44.49	0	50.89	-	-	68.2	-17.31	310	202	V
			14.544063	55.01	PK-U	39.8	-44.65	0	50.16	-	-	68.2	-18.04	189	269	H
	5200	6 + 5	* 2.323275	60.77	PK-U	31.8	-49.47	0	43.1	-	-	74	-30.9	300	250	H
			* 2.320939	49.09	ADR	31.8	-49.41	0	31.48	54	-22.52	-	-	300	250	H
			* 2.318516	60.95	PK-U	31.8	-49.43	0	43.32	-	-	74	-30.68	260	209	V
			* 2.317606	49.14	ADR	31.8	-49.52	0	31.42	54	-22.58	-	-	260	209	V
			* 13.263257	55.31	PK-U	38.9	-44.38	0	49.83	-	-	74	-24.17	219	305	H
			* 13.262941	43.62	ADR	38.9	-44.45	0	38.07	54	-15.93	-	-	219	305	H
			* 13.385271	55.46	PK-U	39	-44.42	0	50.04	-	-	74	-23.96	136	189	V
			8.527152	55.58	PK-U	35.8	-45.41	0	45.97	-	-	68.2	-22.23	279	252	V
			8.53415	55.51	PK-U	35.8	-45.32	0	45.99	-	-	68.2	-22.21	279	252	H
	5240	6 + 5	* 2.363778	60.58	PK-U	32	-49.45	0	43.13	-	-	74	-30.87	210	181	H
			* 2.363594	48.94	ADR	32	-49.46	0	31.48	54	-22.52	-	-	210	181	H
			* 2.363919	60.42	PK-U	32	-49.44	0	42.98	-	-	74	-31.02	128	359	V
			* 2.362614	48.8	ADR	32	-49.47	0	31.33	54	-22.67	-	-	128	359	V
			* 8.398628	55.83	PK-U	35.9	-45.38	0	46.35	-	-	74	-27.65	225	203	H
			* 8.39871	44.24	ADR	35.9	-45.38	0	34.76	54	-19.24	-	-	225	203	H
			* 15.551792	54.69	PK-U	40.6	-43.66	0	51.63	-	-	74	-22.37	305	169	H
			* 15.551277	43.15	ADR	40.6	-43.6	0	40.15	54	-13.85	-	-	305	169	H
			* 8.406635	55.83	PK-U	35.8	-45.38	0	46.25	-	-	74	-27.75	154	207	V
			* 8.407334	44.61	ADR	35.8	-45.36	0	35.05	54	-18.95	-	-	154	207	V
			* 15.579978	54.4	PK-U	40.7	-43.38	0	51.72	-	-	74	-22.28	298	218	V
			* 15.578743	42.77	ADR	40.7	-43.48	0	39.99	54	-14.01	-	-	298	218	V
11be (RU 52 / Index 38 Highest PSD)	5180	6 + 5	* 7.255824	58.31	PK-U	35.8	-45.55	0	48.56	-	-	74	-25.44	357	217	H
			* 7.253763	47.88	ADR	35.8	-45.52	0	38.16	54	-15.84	-	-	357	217	H
			* 7.254035	59.17	PK-U	35.8	-45.53	0	49.44	-	-	74	-24.56	329	101	V
			* 7.254119	49.28	ADR	35.8	-45.53	0	39.55	54	-14.45	-	-	329	101	V
			6.471865	59.44	PK-U	35.7	-45.57	0	49.57	-	-	68.2	-18.63	347	118	H
			6.472418	56.98	PK-U	35.7	-45.58	0	47.1	-	-	68.2	-21.1	305	272	V
			10.35277	61.55	PK-U	37.5	-45.17	0	53.88	-	-	68.2	-14.32	330	185	V
			10.355384	62.95	PK-U	37.5	-45.15	0	55.3	-	-	68.2	-12.9	324	153	H
	5200	6 + 5	* 7.283975	59.28	PK-U	35.8	-45.91	0	49.17	-	-	74	-24.83	338	159	V
			* 7.283387	48.32	ADR	35.8	-45.92	0	38.2	54	-15.8	-	-	338	159	V
			6.173234	58.53	PK-U	35.5	-45.22	0	48.81	-	-	68.2	-19.39	12	347	H
			6.495992	58.49	PK-U	35.7	-45.66	0	48.53	-	-	68.2	-19.67	321	184	V
			6.496602	59.06	PK-U	35.7	-45.67	0	49.09	-	-	68.2	-19.11	354	231	H
			10.392756	62.14	PK-U	37.5	-45.24	0	54.4	-	-	68.2	-13.8	317	263	V
			10.392857	61.65	PK-U	37.5	-45.23	0	53.92	-	-	68.2	-14.28	329	299	H
	5240	6 + 5	* 7.340311	58.84	PK-U	35.8	-46.25	0	48.39	-	-	74	-25.61	300	160	V
			* 7.339786	47.84	ADR	35.8	-46.26	0	37.38	54	-16.62	-	-	300	160	V
			6.220127	58.29	PK-U	35.5	-45.36	0	48.43	-	-	68.2	-19.77	11	212	H
			6.545406	58.16	PK-U	35.8	-45.85	0	48.11	-	-	68.2	-20.09	313	296	V
			6.546247	58.17	PK-U	35.8	-45.83	0	48.14	-	-	68.2	-20.06	343	221	H
			10.474038	60.95	PK-U	37.6	-45.02	0	53.53	-	-	68.2	-14.67	316	164	V
			10.476029	63.92	PK-U	37.6	-45.04	0	56.48	-	-	68.2	-11.72	306	112	H

* - indicates frequency in CFR47 Pt 15 / IC RSS-Restricted Band
PK-U - U-NII: Maximum Peak
ADR - U-NII AD primary method, RMS average

UL LLC.
47173 Benicia Street, Fremont, CA 94538; USA. TEL:(510) 319-4000 FAX:(510) 661-0888
This report shall not be reproduced except in full, without the written approval of UL LLC.

40MHz

UNII-1 (MIMO CDD)	Channel Frequency (MHz)	Ant. #	Frequency (GHz)	Meter Reading (dBuV)	Det	AF (dB/m)	Amp/Cbl/Fltr/Pad (dB)	DCCF (dB)	Corrected Reading (dBuV/m)	Avg Limit (dBuV/m)	Avg Margin (dB)	Pk Limit (dBuV/m)	Pk Margin (dB)	Azimuth (Degs)	Height (cm)	Polarity
11be (SU Mode / Highest Power)	5190	6 + 5	* 4.807444	42.46	PK-U	33.7	-25.19	0	50.97	-	-	74	-23.03	207	298	H
			* 4.810211	31.13	ADR	33.7	-25.2	0.1	39.63	54	-14.27	-	-	207	298	H
			* 4.808439	43.32	PK-U	33.7	-25.2	0	51.82	-	-	74	-22.18	91	388	V
			* 4.809784	31.32	ADR	33.7	-25.2	0.1	39.82	54	-14.08	-	-	91	388	V
			* 7.442036	56.3	PK-U	35.7	-46.32	0	45.68	-	-	74	-28.32	280	289	H
			* 7.417991	44.79	ADR	35.7	-46.31	0.1	34.18	54	-19.72	-	-	280	289	H
			* 12.333909	56.83	PK-U	39	-44.21	0	51.62	-	-	74	-22.38	13	169	H
			* 12.330684	44.62	ADR	39	-44.19	0.1	39.43	54	-14.47	-	-	13	169	H
			* 7.403854	56.27	PK-U	35.7	-46.29	0	45.68	-	-	74	-28.32	32	367	V
			* 7.440999	45.05	ADR	35.7	-46.32	0.1	34.43	54	-19.47	-	-	32	367	V
			* 12.318801	56.73	PK-U	39	-44.29	0	51.44	-	-	74	-22.56	70	179	V
			* 12.327729	44.8	ADR	39	-44.14	0.1	39.66	54	-14.24	-	-	70	179	V
	5230	6 + 5	* 7.653222	57.78	PK-U	35.7	-47.38	0	46.1	-	-	74	-27.9	320	299	H
			* 7.652795	46.28	ADR	35.7	-47.38	0.1	34.6	54	-19.3	-	-	320	299	H
			* 11.980886	57.1	PK-U	39.3	-45.7	0	50.7	-	-	74	-23.3	22	290	H
			* 11.983585	45.7	ADR	39.3	-45.74	0.1	39.26	54	-14.64	-	-	22	290	H
			* 7.660064	57.86	PK-U	35.7	-47.32	0	46.24	-	-	74	-27.76	91	348	V
			* 7.6606	46.39	ADR	35.7	-47.33	0.1	34.76	54	-19.14	-	-	91	348	V
			* 11.977878	57.49	PK-U	39.3	-45.66	0	51.13	-	-	74	-22.87	243	214	V
			* 11.976579	45.51	ADR	39.3	-45.62	0.1	39.19	54	-14.71	-	-	243	214	V
			1.859275	59.84	PK-U	31.6	-50.07	0	41.37	-	-	68.2	-26.83	66	94	H
			1.865777	59.18	PK-U	31.7	-50.1	0	40.78	-	-	68.2	-27.42	65	391	V
11be (RU 52 / Index 38 Highest PSD)	5190	6 + 5	* 7.278012	59.05	PK-U	35.8	-45.82	0	49.03	-	-	74	-24.97	346	197	V
			* 7.280135	48.08	ADR	35.8	-45.87	0.1	38.11	54	-15.89	-	-	346	197	V
			6.473286	57.29	PK-U	35.7	-45.58	0	47.41	-	-	68.2	-20.79	314	314	V
			6.473679	59.46	PK-U	35.7	-45.58	0	49.58	-	-	68.2	-18.62	357	101	H
			10.355117	63.27	PK-U	37.5	-45.14	0	55.63	-	-	68.2	-12.57	315	149	H
			10.355117	63.27	PK-U	37.5	-45.14	0	55.63	-	-	68.2	-12.57	315	149	H
			10.355269	62.75	PK-U	37.5	-45.15	0	55.1	-	-	68.2	-13.1	320	353	V
			15.140616	52.93	PK-U	39.8	-40.54	0	52.19	-	-	68.2	-16.01	295	394	H
	5230	6 + 5	* 7.333765	58.29	PK-U	35.8	-46.31	0	47.78	-	-	74	-26.22	351	234	V
			* 7.334765	47.51	ADR	35.8	-46.33	0.1	37.08	54	-16.92	-	-	351	234	V
			6.196958	59.36	PK-U	35.5	-45.28	0	49.58	-	-	68.2	-18.62	15	135	H
			6.525592	59.13	PK-U	35.8	-45.81	0	49.12	-	-	68.2	-19.08	349	201	H
			6.526096	57.95	PK-U	35.8	-45.81	0	47.94	-	-	68.2	-20.26	320	198	V
			10.433414	63.77	PK-U	37.6	-45.39	0	55.98	-	-	68.2	-12.22	312	125	H
			10.43501	63.01	PK-U	37.6	-45.38	0	55.23	-	-	68.2	-12.97	314	113	V
11be (RU 242 / Index 61 Highest PSD)	5190	6 + 5	7.812556	54.31	Pk	35.8	-44.99	0	45.12	-	-	68.2	-23.08	210	169	H
			7.815616	54.32	Pk	35.8	-44.99	0	45.13	-	-	68.2	-23.07	136	228	V
			* 10.63111	52.94	Pk	37.6	-43.92	0	46.62	-	-	74	-27.38	177	100	H
			* 10.631854	53.2	Pk	37.6	-43.89	0	46.91	-	-	74	-27.09	308	192	V
			14.988414	52.96	Pk	39.7	-42.59	0	50.07	-	-	68.2	-18.13	192	245	V
			14.988937	53.81	Pk	39.7	-42.62	0	50.89	-	-	68.2	-17.31	10	147	H
	5230	6 + 5	1.995325	58.04	PK-U	31.6	-46.6	0	43.04	-	-	68.2	-25.16	167	129	V
			2.002802	58.29	PK-U	31.7	-46.6	0	43.39	-	-	68.2	-24.81	234	170	H
			6.399147	53.41	PK-U	35.9	-42.7	0	46.61	-	-	68.2	-21.59	47	208	H
			6.426721	53.72	PK-U	35.9	-42.37	0	47.25	-	-	68.2	-20.95	216	158	V
			10.032623	53.01	PK-U	38.3	-40.56	0	50.75	-	-	68.2	-17.45	12	163	H
			10.043085	53.01	PK-U	38.3	-40.49	0	50.82	-	-	68.2	-17.38	178	290	V

* - indicates frequency in CFR47 Pt 15 / IC RSS-Restricted Band
PK-U - U-NII: Maximum Peak
ADR - U-NII AD primary method, RMS average

UL LLC.
47173 Benicia Street, Fremont, CA 94538; USA. TEL:(510) 319-4000 FAX:(510) 661-0888
This report shall not be reproduced except in full, without the written approval of UL LLC.

80MHz

UNII-1 (MIMO CDD)	Channel Frequency (MHz)	Ant. #	Frequency (GHz)	Meter Reading (dBuV)	Det	AF (dB/m)	Amp/Cbl/ Fltr/Pad (dB)	DCCF (dB)	Corrected Reading (dBuV/m)	Avg Limit (dBuV/m)	Avg Margin (dB)	Pk Limit (dBuV/m)	Pk Margin (dB)	Azimuth (Degs)	Height (cm)	Polarity
11be (SU Mode / Highest Power)	5210	6 + 5	* 2.772138	60.22	PK-U	32.6	-49.58	0	43.24	-	-	74	-30.76	231	113	H
			* 2.770944	48.69	ADR	32.6	-49.58	0	31.71	54	-22.29	-	-	231	113	H
			* 2.767751	60.21	PK-U	32.6	-49.58	0	43.23	-	-	74	-30.77	98	319	V
			* 2.767051	48.52	ADR	32.6	-49.58	0	31.54	54	-22.46	-	-	98	319	V
			* 12.012649	57.43	PK-U	39.3	-45.56	0	51.17	-	-	74	-22.83	269	109	H
			* 12.012684	45.37	ADR	39.3	-45.56	0	39.11	54	-14.89	-	-	269	109	H
			* 12.030795	57.46	PK-U	39.3	-45.43	0	51.33	-	-	74	-22.67	153	272	V
			* 12.030468	45.43	ADR	39.3	-45.42	0	39.31	54	-14.69	-	-	153	272	V
			6.490999	56.97	PK-U	35.7	-46.07	0	46.6	-	-	68.2	-21.6	290	144	H
			6.498156	56.76	PK-U	35.7	-45.96	0	46.5	-	-	68.2	-21.7	343	239	V
11be (RU 52+26 / Index 71 Highest PSD)	5210	6 + 5	* 7.326591	61.61	PK-U	35.5	-47.66	0	49.45	-	-	74	-24.55	268	101	H
			* 7.326488	50.77	ADR	35.5	-47.65	0	38.62	54	-15.38	-	-	268	101	H
			* 7.323488	59.81	PK-U	35.5	-47.62	0	47.69	-	-	74	-26.31	330	134	V
			* 7.323597	48.65	ADR	35.5	-47.62	0	36.53	54	-17.47	-	-	330	134	V
			6.482257	58.8	PK-U	35.7	-46.09	0	48.41	-	-	68.2	-19.79	358	199	V
			6.482619	61.47	PK-U	35.7	-46.08	0	51.09	-	-	68.2	-17.11	42	119	H
			10.349506	58.15	PK-U	37.7	-47.74	0	48.11	-	-	68.2	-20.09	303	400	H
			10.357269	62.14	PK-U	37.7	-47.74	0	52.1	-	-	68.2	-16.1	353	106	V
11be (RU 242 / Index 61 Highest PSD)	5210	6 + 5	* 3.598649	57.41	PK-U	33	-47.16	0	43.25	-	-	74	-30.75	283	290	H
			* 3.598313	45.6	ADR	33	-47.16	0	31.44	54	-22.56	-	-	283	290	H
			* 3.604378	56.99	PK-U	33	-47.1	0	42.89	-	-	74	-31.11	150	151	V
			* 3.60478	45.43	ADR	33	-47.1	0	31.33	54	-22.67	-	-	150	151	V
			* 7.549342	57.93	PK-U	35.6	-47.86	0	45.67	-	-	74	-28.33	247	163	H
			* 7.546418	46.51	ADR	35.6	-47.81	0	34.3	54	-19.7	-	-	247	163	H
			* 12.143513	56.74	PK-U	39.2	-45.33	0	50.61	-	-	74	-23.39	194	100	H
			* 12.14474	45.13	ADR	39.2	-45.35	0	38.98	54	-15.02	-	-	194	100	H
			* 7.553371	58.01	PK-U	35.6	-47.73	0	45.88	-	-	74	-28.12	273	302	V
			* 7.55472	46.45	ADR	35.6	-47.72	0	34.33	54	-19.67	-	-	273	302	V
			* 12.131878	56.82	PK-U	39.3	-45.35	0	50.77	-	-	74	-23.23	199	179	V
			* 12.132061	45.1	ADR	39.3	-45.35	0	39.05	54	-14.95	-	-	199	179	V

* - indicates frequency in CFR47 Pt 15 / IC RSS-Restricted Band
PK-U - U-NII: Maximum Peak
ADR - U-NII AD primary method, RMS average

UL LLC.
47173 Benicia Street, Fremont, CA 94538; USA. TEL:(510) 319-4000 FAX:(510) 661-0888
This report shall not be reproduced except in full, without the written approval of UL LLC.

160MHz

UNII-1 (MIMO CDD)	Channel Frequency (MHz)	Ant. #	Frequency (GHz)	Meter Reading (dBuV)	Det	AF (dB/m)	Amp/Cbl/Fltr/Pad (dB)	DCCF (dB)	Corrected Reading (dBuV/m)	Avg Limit (dBuV/m)	Avg Margin (dB)	Pk Limit (dBuV/m)	Pk Margin (dB)	Azimuth (Degs)	Height (cm)	Polarity
11be (SU Mode / Highest Power)	5250 (Straddle)	6 + 5	* 2.882065	60.42	PK-U	32.8	-49.43	0	43.79	-	-	74	-30.21	222	123	H
			* 2.883697	48.71	ADR	32.8	-49.42	0.1	32.17	54	-21.83	-	-	222	123	H
			* 2.885055	60.22	PK-U	32.8	-49.41	0	43.61	-	-	74	-30.39	128	214	V
			* 2.882012	48.58	ADR	32.8	-49.43	0.1	32.03	54	-21.97	-	-	128	214	V
			* 7.629329	58.74	PK-U	35.7	-47.6	0	46.84	-	-	74	-27.16	301	159	H
			* 7.628948	46.63	ADR	35.7	-47.6	0.1	34.81	54	-19.19	-	-	301	159	H
			* 12.619931	56.55	PK-U	39.2	-45.29	0	50.46	-	-	74	-23.54	54	367	H
			* 12.620226	45.28	ADR	39.2	-45.29	0.1	39.27	54	-14.73	-	-	54	367	H
			* 7.631342	57.92	PK-U	35.7	-47.6	0	46.02	-	-	74	-27.98	194	278	V
			* 7.629403	46.57	ADR	35.7	-47.6	0.1	34.75	54	-19.25	-	-	194	278	V
			* 12.622495	59.09	PK-U	39.2	-45.28	0	53.01	-	-	74	-20.99	334	313	V
			* 12.622473	45.18	ADR	39.2	-45.28	0.1	39.18	54	-14.82	-	-	334	313	V
11be (RU 242 / Index 61 Highest PSD)	5250 (Straddle)	6 + 5	* 4.287139	58.19	PK-U	33.6	-47.94	0	43.85	-	-	74	-30.15	195	166	H
			* 4.287523	46.45	ADR	33.6	-47.93	0	32.12	54	-21.88	-	-	195	166	H
			* 4.285502	57.74	PK-U	33.6	-47.93	0	43.41	-	-	74	-30.59	124	196	V
			* 4.286525	46.45	ADR	33.6	-47.94	0	32.11	54	-21.89	-	-	124	196	V
			* 12.47114	57.18	PK-U	39.2	-45.21	0	51.17	-	-	74	-22.83	268	225	H
			* 12.471857	45.68	ADR	39.2	-45.21	0	39.67	54	-14.33	-	-	268	225	H
			* 12.472882	57.23	PK-U	39.2	-45.2	0	51.23	-	-	74	-22.77	47	347	V
			* 12.474211	45.59	ADR	39.2	-45.24	0	39.55	54	-14.45	-	-	47	347	V
			6.95016	56.65	PK-U	35.7	-46.54	0	45.81	-	-	68.2	-22.39	311	124	V
			6.955931	57.35	PK-U	35.7	-46.71	0	46.34	-	-	68.2	-21.86	173	137	H
11be (RU 996 / Index 67 Highest PSD)	5250 (Straddle)	6 + 5	* 15.746557	52.96	PK-U	40.7	-41.84	0	51.82	-	-	74	-22.18	59	199	H
			* 15.747827	41.27	ADR	40.7	-41.85	0	40.12	54	-13.88	-	-	59	199	H
			* 15.741563	53.09	PK-U	40.7	-41.79	0	52	-	-	74	-22	18	199	V
			* 15.741104	41.22	ADR	40.7	-41.78	0	40.14	54	-13.86	-	-	18	199	V
			2.001391	61.15	PK-U	31.2	-50.06	0	42.29	-	-	68.2	-25.91	2	101	H
			2.002976	61.61	PK-U	31.2	-50.06	0	42.75	-	-	68.2	-25.45	2	101	V
			10.443446	57.39	PK-U	37.6	-45.34	0	49.65	-	-	68.2	-18.55	59	306	H
			10.455095	56.18	PK-U	37.6	-45.16	0	48.62	-	-	68.2	-19.58	18	108	V

* - indicates frequency in CFR47 Pt 15 / IC RSS-Restricted Band
PK-U - U-NII: Maximum Peak
ADR - U-NII AD primary method, RMS average

UL LLC.
47173 Benicia Street, Fremont, CA 94538; USA. TEL:(510) 319-4000 FAX:(510) 661-0888
This report shall not be reproduced except in full, without the written approval of UL LLC.

HARMONICS AND SPURIOUS EMISSIONS (LOW CHANNEL / 5180MHz)

SU Mode, LOW CHANNEL RESULTS

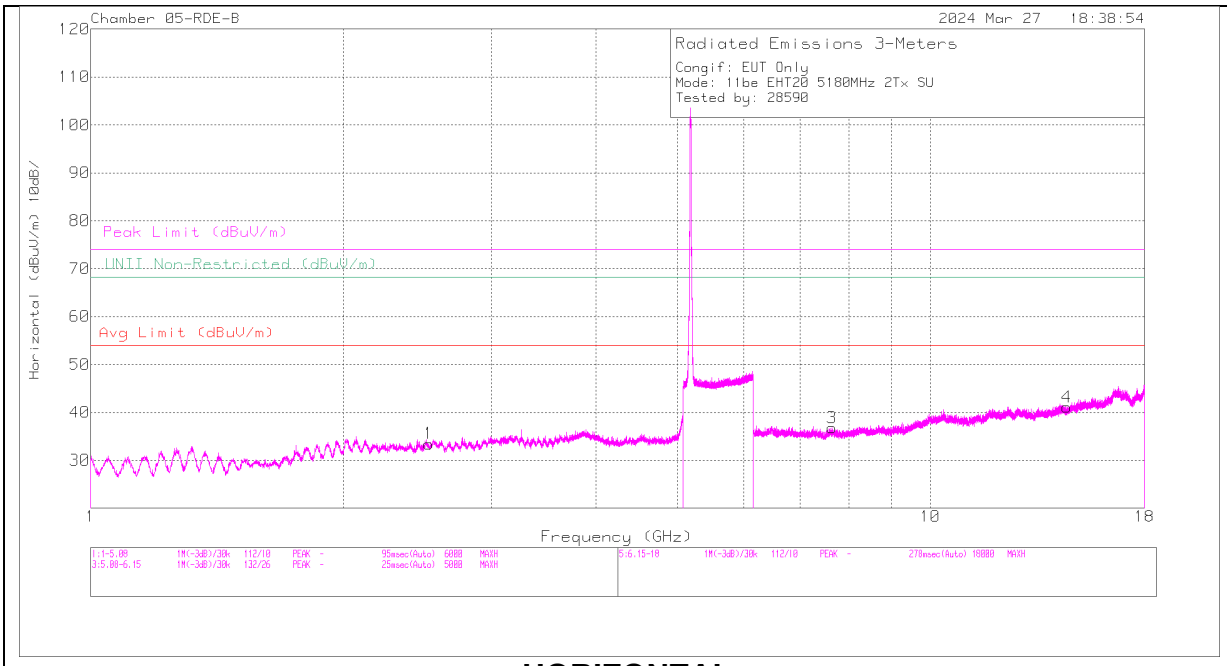

HORIZONTAL

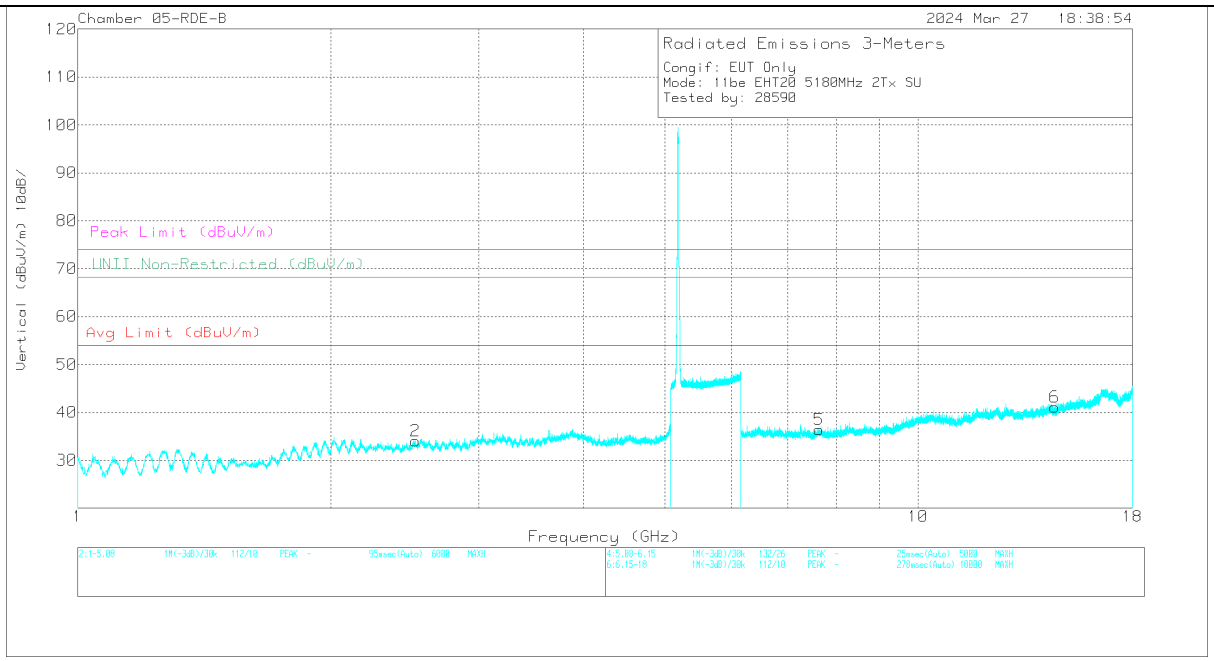

VERTICAL

UL LLC.
47173 Benicia Street, Fremont, CA 94538; USA. TEL:(510) 319-4000 FAX:(510) 661-0888

This report shall not be reproduced except in full, without the written approval of UL LLC.

RADIATED EMISSIONS

Marker	Frequency (GHz)	Meter Reading (dBuV)	Det	80707 ACF (dB/m)	DCCF (dB)	Gain/Loss (dB)	Corrected Reading (dBuV/m)	Avg Limit (dBuV/m)	Margin (dB)	Peak Limit (dBuV/m)	PK Margin (dB)	Azimuth (Degs)	Height (cm)	Polarity
3	* 7.640059	56.14	PK-U	35.9	0	-45.84	46.2	-	-	74	-27.8	328	118	H
3	* 7.640089	44.54	ADR	35.9	0	-45.84	34.6	54	-19.4	-	-	328	118	H
5	* 7.628486	56.57	PK-U	35.9	0	-45.75	46.72	-	-	74	-27.28	160	211	V
5	* 7.631083	44.44	ADR	35.9	0	-45.74	34.6	54	-19.4	-	-	160	211	V
2	2.521473	60.96	PK-U	32.5	0	-49.38	44.08	-	-	68.2	-24.12	300	224	V
1	2.530318	60.25	PK-U	32.5	0	-49.32	43.43	-	-	68.2	-24.77	198	114	H
6	14.533541	55.58	PK-U	39.8	0	-44.49	50.89	-	-	68.2	-17.31	310	202	V
4	14.544063	55.01	PK-U	39.8	0	-44.65	50.16	-	-	68.2	-18.04	189	269	H

* - indicates frequency in CFR47 Pt 15 / IC RSS-Restricted Band
Pk - Peak detector
RMS - RMS detection

UL LLC.
47173 Benicia Street, Fremont, CA 94538; USA. TEL:(510) 319-4000 FAX:(510) 661-0888
This report shall not be reproduced except in full, without the written approval of UL LLC.

HARMONICS AND SPURIOUS EMISSIONS (LOW CHANNEL / 5180MHz)

RU52, LOW CHANNEL RESULTS

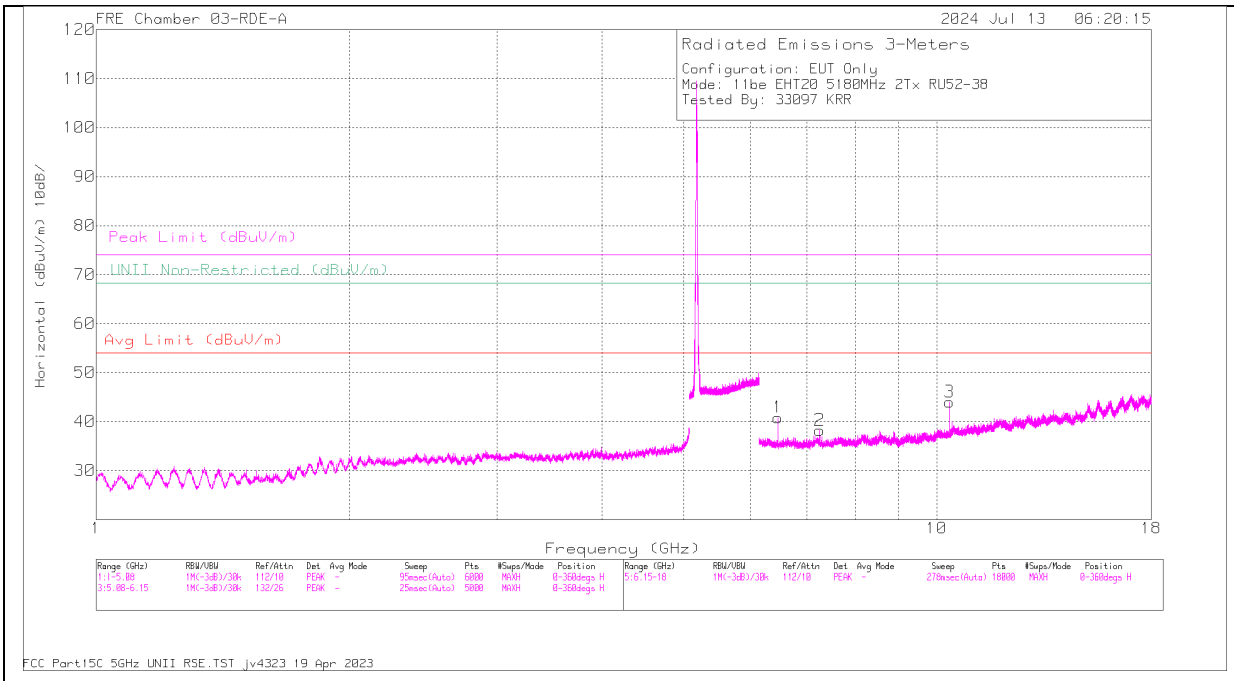

HORIZONTAL

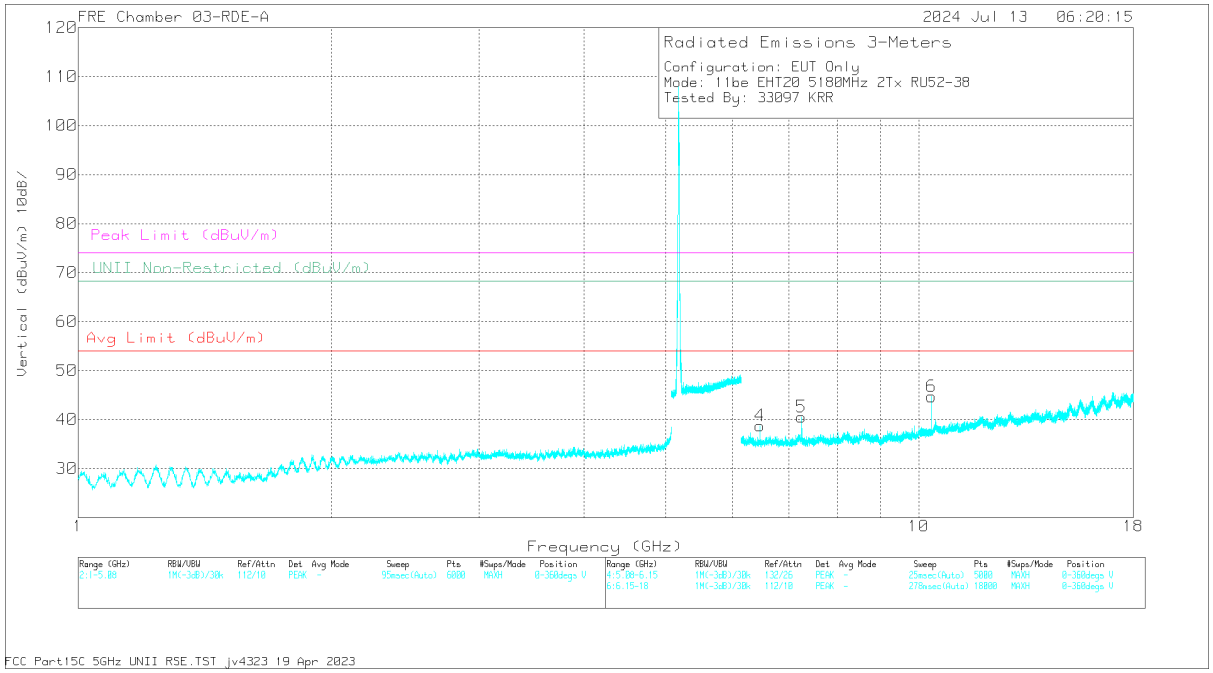

VERTICAL

UL LLC.
47173 Benicia Street, Fremont, CA 94538; USA. TEL:(510) 319-4000 FAX:(510) 661-0888
This report shall not be reproduced except in full, without the written approval of UL LLC.

RADIATED EMISSIONS

Marker	Frequency (GHz)	Meter Reading (dBuV)	Det	226673 ACF (dB/m)	DCCF (dB)	Gain/Loss (dB)	Corrected Reading (dBuV/m)	Avg Limit (dBuV/m)	Margin (dB)	Peak Limit (dBuV/m)	PK Margin (dB)	Azimuth (Degs)	Height (cm)	Polarity
2	* 7.255824	58.31	PK-U	35.8	0	-45.55	48.56	-	-	74	-25.44	357	217	H
2	* 7.253763	47.88	ADR	35.8	0	-45.52	38.16	54	-15.84	-	-	357	217	H
5	* 7.254035	59.17	PK-U	35.8	0	-45.53	49.44	-	-	74	-24.56	329	101	V
5	* 7.254119	49.28	ADR	35.8	0	-45.53	39.55	54	-14.45	-	-	329	101	V
1	6.471865	59.44	PK-U	35.7	0	-45.57	49.57	-	-	68.2	-18.63	347	118	H
4	6.472418	56.98	PK-U	35.7	0	-45.58	47.1	-	-	68.2	-21.1	305	272	V
3	10.35277	61.55	PK-U	37.5	0	-45.17	53.88	-	-	68.2	-14.32	330	185	V
6	10.355384	62.95	PK-U	37.5	0	-45.15	55.3	-	-	68.2	-12.9	324	153	H

* - indicates frequency in CFR47 Pt 15 / IC RSS-Restricted Band
Pk - Peak detector
RMS - RMS detection

UL LLC.
47173 Benicia Street, Fremont, CA 94538; USA. TEL:(510) 319-4000 FAX:(510) 661-0888
This report shall not be reproduced except in full, without the written approval of UL LLC.

1.1.9. 802.11n/ac SISO MODE IN UNII-2A BAND – BANDEDGE

UNII-2a (SISO)	Channel Frequency (MHz)	Ant. #	Frequency (GHz)	Meter Reading (dBuV)	Det	AF (dB/m)	Amp/Cbl/Fltr/Pad (dB)	DCCF (dB)	Correct Reading (dBuV/m)	Avg Limit (dBuV/m)	Avg Margin (dB)	Pk Limit (dBuV/m)	Pk Margin (dB)	Azimuth (Degs)	Height (cm)	Polarity
HT20	5320	6	* 5.35	48.81	Pk	34.5	-24.46	0	58.85	-	-	74	-15.15	215	335	H
			* 5.35	34.02	RMS	34.5	-24.46	0.39	44.45	54	-9.55	-	-	215	335	H
			* 5.350215	34.5	RMS	34.5	-24.45	0.39	44.94	54	-9.06	-	-	215	335	H
			* 5.354345	50.13	Pk	34.5	-24.4	0	60.23	-	-	74	-13.77	215	335	H
			* 5.35	53.94	Pk	34.5	-24.46	0	63.98	-	-	74	-10.02	214	150	V
			* 5.35	39.8	RMS	34.5	-24.46	0.39	50.23	54	-3.77	-	-	214	150	V
			* 5.350005	39.9	RMS	34.5	-24.46	0.39	50.33	54	-3.67	-	-	214	150	V
			* 5.354322	56.67	Pk	34.5	-24.4	0	66.77	-	-	74	-7.23	214	150	V
		5	* 5.35	48.12	Pk	34.5	-24.46	0	58.16	-	-	74	-15.84	309	103	H
			* 5.35	34.12	RMS	34.5	-24.46	0.39	44.55	54	-9.45	-	-	309	103	H
			* 5.350402	34.66	RMS	34.5	-24.44	0.39	45.11	54	-8.89	-	-	309	103	H
			* 5.354439	51.15	Pk	34.5	-24.4	0	61.25	-	-	74	-12.75	309	103	H
			* 5.35	54.39	Pk	34.5	-24.46	0	64.43	-	-	74	-9.57	215	166	V
			* 5.35	38.3	RMS	34.5	-24.46	0.39	48.73	54	-5.27	-	-	215	166	V
			* 5.350122	38.89	RMS	34.5	-24.45	0.39	49.33	54	-4.67	-	-	215	166	V
			* 5.354485	54.88	Pk	34.5	-24.4	0	64.98	-	-	74	-9.02	215	166	V
HT40	5310	6	* 5.35	64.55	Pk	34.4	-39.03	0	59.92	-	-	74	-14.08	3	282	H
			* 5.352129	66.64	Pk	34.4	-39.03	0	62.01	-	-	74	-11.99	3	282	H
			* 5.35	48.77	RMS	34.4	-39.03	0.69	44.83	54	-9.17	-	-	3	282	H
			* 5.353132	49.45	RMS	34.4	-39.02	0.69	45.52	54	-8.48	-	-	3	282	H
			* 5.35	70.31	Pk	34.4	-39.03	0	65.68	-	-	74	-8.32	333	114	V
			* 5.353575	73.28	Pk	34.4	-39.01	0	68.67	-	-	74	-5.33	333	114	V
			* 5.35	53.61	RMS	34.4	-39.03	0.69	49.67	54	-4.33	-	-	333	114	V
			* 5.351032	55.1	RMS	34.4	-39.02	0.69	51.17	54	-2.83	-	-	333	114	V
		5	* 5.35	65.49	Pk	34.6	-37.93	0	62.16	-	-	74	-11.84	167	327	H
			* 5.350425	68.65	Pk	34.6	-37.92	0	65.33	-	-	74	-8.67	167	327	H
			* 5.35	49.48	RMS	34.6	-37.93	0.69	46.86	54	-7.16	-	-	167	327	H
			* 5.351545	51.27	RMS	34.6	-37.87	0.69	48.71	54	-5.31	-	-	167	327	H
			* 5.35	70.49	Pk	34.6	-37.93	0	67.16	-	-	74	-6.84	121	143	V
			* 5.351312	71.71	Pk	34.6	-37.88	0	68.43	-	-	74	-5.57	121	143	V
			* 5.35	52.68	RMS	34.6	-37.93	0.69	50.04	54	-3.96	-	-	121	143	V
			* 5.351382	53.58	RMS	34.6	-37.88	0.69	50.99	54	-3.01	-	-	121	143	V
VHT80	5290	6	* 5.35	43.82	Pk	34.5	-24.46	0	53.86	-	-	74	-20.14	198	401	H
			* 5.35	29.86	RMS	34.5	-24.46	1.16	41.06	54	-12.94	-	-	198	401	H
			* 5.350332	46.16	Pk	34.5	-24.44	0	56.22	-	-	74	-17.78	198	401	H
			* 5.382415	30.76	RMS	34.5	-24.31	1.16	42.11	54	-11.89	-	-	198	401	H
			* 5.35	54.1	Pk	34.5	-24.46	0	64.14	-	-	74	-9.86	200	118	V
			* 5.35	37.64	RMS	34.5	-24.46	1.16	48.84	54	-5.16	-	-	200	118	V
			* 5.355395	56.07	Pk	34.5	-24.42	0	66.15	-	-	74	-7.85	200	118	V
			* 5.356282	39.25	RMS	34.5	-24.43	1.16	50.48	54	-3.52	-	-	200	118	V
		5	* 5.35	48.66	Pk	34.5	-24.46	0	58.7	-	-	74	-15.3	226	240	H
			* 5.35	32.5	RMS	34.5	-24.46	1.16	43.7	54	-10.3	-	-	226	240	H
			* 5.350495	50.67	Pk	34.5	-24.43	0	60.74	-	-	74	-13.26	226	240	H
			* 5.352315	35.24	RMS	34.5	-24.4	1.16	46.5	54	-7.5	-	-	226	240	H
			* 5.35	53.2	Pk	34.5	-24.46	0	63.24	-	-	74	-10.76	32	190	V
			* 5.35	36.34	RMS	34.5	-24.46	1.16	47.54	54	-6.46	-	-	32	190	V
			* 5.351242	56.62	Pk	34.5	-24.4	0	66.72	-	-	74	-7.28	32	190	V
			* 5.358195	39.12	RMS	34.5	-24.42	1.16	50.36	54	-3.64	-	-	32	190	V
VHT160	5250 (Upper)	6	* 5.35	65.7	Pk	34.4	-39.03	0	61.07	-	-	74	-12.93	163	274	V
			* 5.381785	69.29	Pk	34.5	-38.93	0	64.86	-	-	74	-9.14	163	274	V
			* 5.35	51.94	RMS	34.4	-39.03	1.37	48.7	54	-5.3	-	-	163	274	V
			* 5.380478	54.76	RMS	34.5	-38.92	1.37	51.73	54	-2.27	-	-	163	274	V
			* 5.35	66.2	Pk	34.4	-39.03	0	61.57	-	-	74	-12.43	183	115	V
			* 5.381808	68.74	Pk	34.5	-38.93	0	64.31	-	-	74	-9.69	183	115	V
			* 5.35	52.42	RMS	34.4	-39.03	1.37	49.18	54	-4.82	-	-	183	115	V
			* 5.373665	54.54	RMS	34.4	-38.86	1.37	51.47	54	-2.53	-	-	183	115	V
		5	* 5.35	44.53	Pk	34.5	-24.46	0	54.57	-	-	74	-19.43	222	348	H
			* 5.35	31.86	RMS	34.5	-24.46	1.37	43.29	54	-10.71	-	-	222	348	H
			* 5.385681	49.59	Pk	34.5	-24.26	0	59.83	-	-	74	-14.17	222	348	H
			* 5.387431	36.54	RMS	34.5	-24.25	1.37	48.18	54	-5.82	-	-	222	348	H
			* 5.35	46.99	Pk	34.5	-24.46	0	57.03	-	-	74	-16.97	189	164	V
			* 5.35	33.81	RMS	34.5	-24.46	1.37	45.24	54	-8.76	-	-	189	164	V
			* 5.387641	52.93	Pk	34.5	-24.26	0	63.17	-	-	74	-10.83	189	164	V
			* 5.387805	39.33	RMS	34.5	-24.26	1.37	50.96	54	-3.04	-	-	189	164	V

* - indicates frequency in CFR47 Pt 15 / IC RSS-Restricted Band
Pk - Peak detector
RMS - RMS detection

UL LLC.
47173 Benicia Street, Fremont, CA 94538; USA. TEL:(510) 319-4000 FAX:(510) 661-0888
This report shall not be reproduced except in full, without the written approval of UL LLC.

BANDEDGE (HIGH CHANNEL / 5320MHz)

HORIZONTAL RESULT

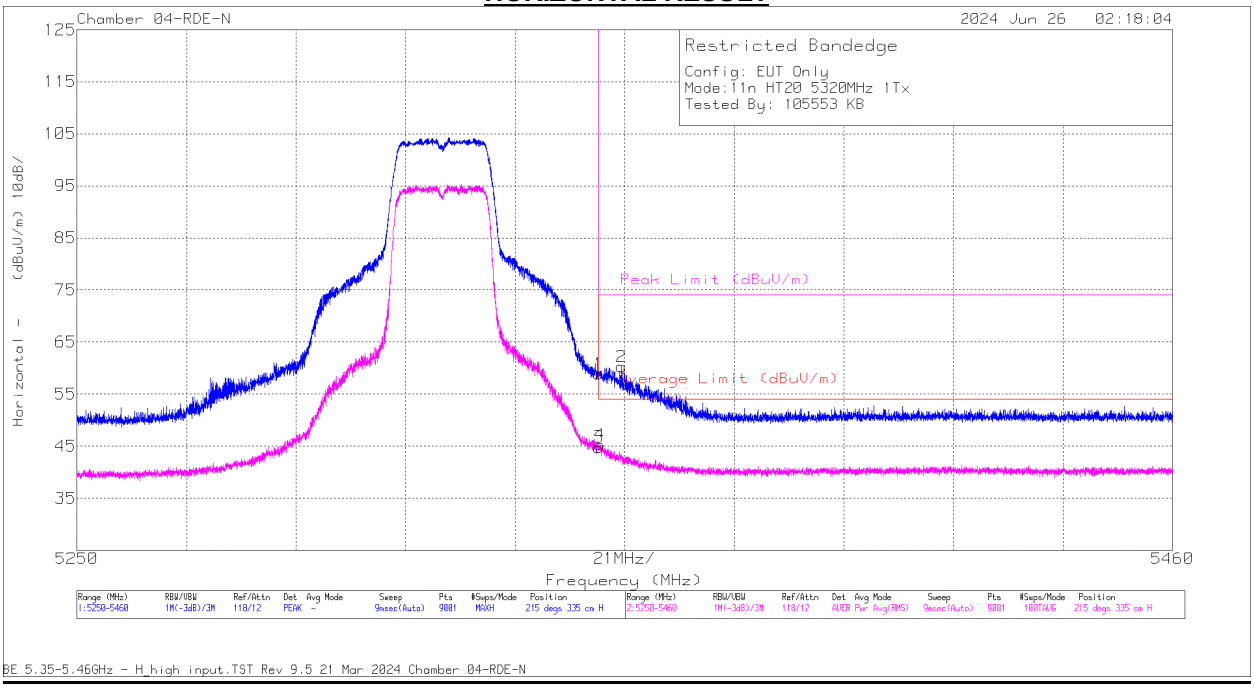

Marker	Frequency (GHz)	Meter Reading (dBuV)	Det	223083 ACF (dB/m)	DCCF (dB)	Gain/Loss (dB)	Corrected Reading (dBuV/m)	Average Limit (dBuV/m)	Margin (dB)	Peak Limit (dBuV/m)	PK Margin (dB)	Azimuth (Degs)	Height (cm)	Polarity
1	* 5.35	48.81	Pk	34.5	0	-24.46	58.85	-	-	74	-15.15	215	335	H
3	* 5.35	34.02	RMS	34.5	0.39	-24.46	44.45	54	-9.55	-	-	215	335	H
4	* 5.350215	34.5	RMS	34.5	0.39	-24.45	44.94	54	-9.06	-	-	215	335	H
2	* 5.354345	50.13	Pk	34.5	0	-24.4	60.23	-	-	74	-13.77	215	335	H

* - indicates frequency in CFR47 Pt 15 / IC RSS-Restricted Band
Pk - Peak detector
RMS - RMS detection

UL LLC.
47173 Benicia Street, Fremont, CA 94538; USA. TEL:(510) 319-4000 FAX:(510) 661-0888
This report shall not be reproduced except in full, without the written approval of UL LLC.

BANDEDGE (HIGH CHANNEL / 5320MHz)

VERTICAL RESULT

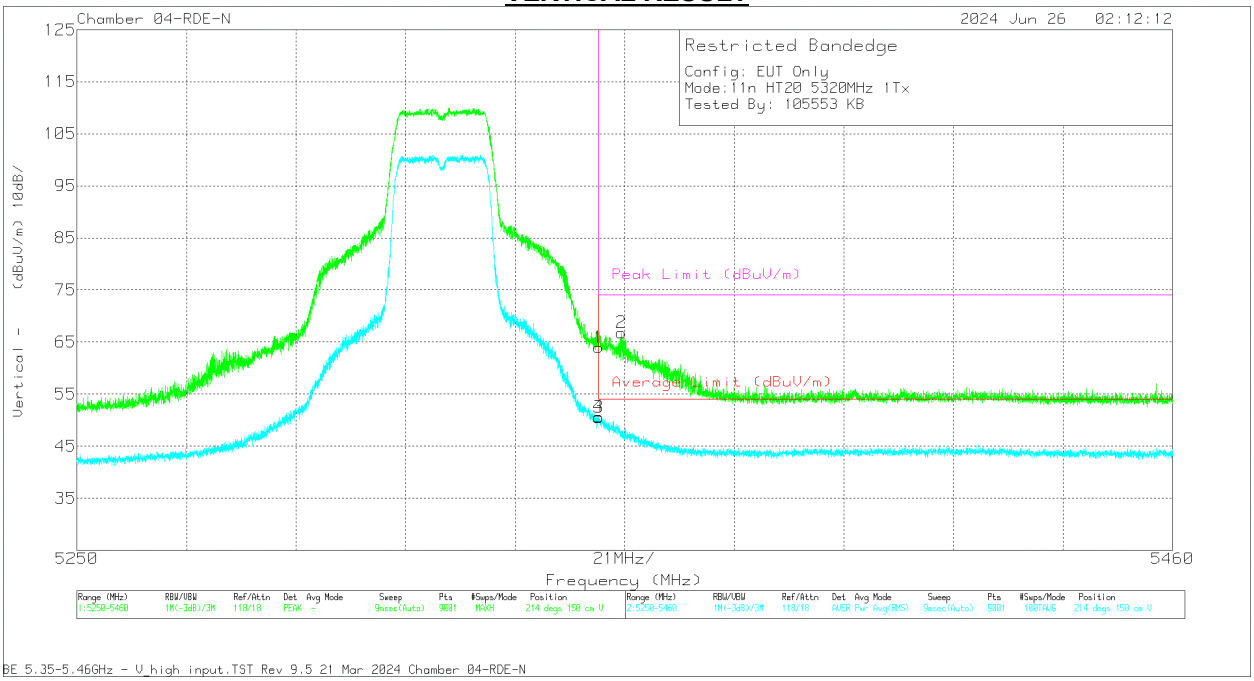

Marker	Frequency (GHz)	Meter Reading (dBuV)	Det	223083 ACF (dB/m)	DCCF (dB)	Gain/Loss (dB)	Corrected Reading (dBuV/m)	Average Limit (dBuV/m)	Margin (dB)	Peak Limit (dBuV/m)	PK Margin (dB)	Azimuth (Degs)	Height (cm)	Polarity
1	* 5.35	53.94	Pk	34.5	0	-24.46	63.98	-	-	74	-10.02	214	150	V
3	* 5.35	39.8	RMS	34.5	0.39	-24.46	50.23	54	-3.77	-	-	214	150	V
4	* 5.350005	39.9	RMS	34.5	0.39	-24.46	50.33	54	-3.67	-	-	214	150	V
2	* 5.354322	56.67	Pk	34.5	0	-24.4	66.77	-	-	74	-7.23	214	150	V

* - indicates frequency in CFR47 Pt 15 / IC RSS-Restricted Band
Pk - Peak detector
RMS - RMS detection

UL LLC.
47173 Benicia Street, Fremont, CA 94538; USA. TEL:(510) 319-4000 FAX:(510) 661-0888
This report shall not be reproduced except in full, without the written approval of UL LLC.

1.1.10. 802.11n/ac MIMO MODE IN UNII-2A BAND – BANDEDGE

UNII-2a (MIMO CDD)	Channel Frequency (MHz)	Ant. #	Frequency (GHz)	Meter Reading (dBuV)	Det	AF (dB/m)	Amp/Cbl/ Fltr/Pad (dB)	DCCF (dB)	Correct Reading (dBuV/m)	Avg Limit (dBuV/m)	Avg Margin (dB)	Pk Limit (dBuV/m)	Pk Margin (dB)	Azimuth (Degs)	Height (cm)	Polarity
HT20	5320	6 + 5	* 5.350	67.04	Pk	34.7	-36.27	0	65.47	-	-	74	-8.53	174	161	H
			* 5.350262	68.8	Pk	34.7	-36.29	0	67.21	-	-	74	-6.79	174	161	H
			* 5.350	50.39	RMS	34.7	-36.27	0.39	49.21	54	-4.79	-	-	174	161	H
			* 5.351452	52.23	RMS	34.7	-36.31	0.39	51.01	54	-2.99	-	-	174	161	H
			* 5.350	64.44	Pk	34.7	-36.27	0	62.87	-	-	74	-11.13	49	139	V
			* 5.350425	65.31	Pk	34.7	-36.3	0	63.71	-	-	74	-10.29	49	139	V
			* 5.350	48.05	RMS	34.7	-36.27	0.39	46.87	54	-7.13	-	-	49	139	V
			* 5.350682	48.75	RMS	34.7	-36.32	0.39	47.52	54	-6.48	-	-	49	139	V
HT40	5310	6 + 5	* 5.35	69.82	Pk	34.4	-35.4	0	68.82	-	-	74	-5.18	354	174	H
			* 5.350029	70.09	Pk	34.4	-35.4	0	69.09	-	-	74	-4.91	354	174	H
			* 5.35	48.84	RMS	34.4	-35.4	0.69	48.53	54	-5.47	-	-	354	174	H
			* 5.350099	51.32	RMS	34.4	-35.39	0.69	51.02	54	-2.98	-	-	354	174	H
			* 5.35	67.15	Pk	34.4	-35.4	0	66.15	-	-	74	-7.85	313	125	V
			* 5.350215	67.55	Pk	34.4	-35.38	0	66.57	-	-	74	-7.43	313	125	V
			* 5.35	48.55	RMS	34.4	-35.4	0.69	48.24	54	-5.76	-	-	313	125	V
			* 5.350075	49.45	RMS	34.4	-35.39	0.69	49.15	54	-4.85	-	-	313	125	V
VHT80	5290	6 + 5	* 5.35	68.77	Pk	34.4	-39.03	0	64.14	-	-	74	-9.86	151	234	H
			* 5.367762	71.18	Pk	34.4	-38.9	0	66.68	-	-	74	-7.32	151	234	H
			* 5.35	53.21	RMS	34.4	-39.03	1.16	49.74	54	-4.26	-	-	151	234	H
			* 5.365125	54.42	RMS	34.4	-38.96	1.16	51.02	54	-2.98	-	-	151	234	H
			* 5.35	62.35	Pk	34.4	-39.03	0	57.72	-	-	74	-16.28	189	203	V
			* 5.377725	65.85	Pk	34.4	-38.89	0	61.36	-	-	74	-12.64	189	203	V
			* 5.35	48.76	RMS	34.4	-39.03	1.16	45.29	54	-8.71	-	-	189	203	V
			* 5.367645	50.39	RMS	34.4	-38.91	1.16	47.04	54	-6.96	-	-	189	203	V
VHT160	5250 (Upper)	6 + 5	* 5.15	65.31	Pk	34.1	-39.38	0	60.03	-	-	74	-13.97	169	121	H
			* 5.136307	67.79	Pk	34.1	-39.37	0	62.52	-	-	74	-11.48	169	121	H
			* 5.15	51.87	RMS	34.1	-39.38	1.37	47.96	54	-6.04	-	-	169	121	H
			* 5.094973	55.46	RMS	34.1	-39.48	1.37	51.45	54	-2.55	-	-	169	121	H
			* 5.15	62.53	Pk	34.1	-39.38	0	57.25	-	-	74	-16.75	126	121	V
			* 5.093167	64.7	Pk	34.1	-39.45	0	59.35	-	-	74	-14.65	126	121	V
			* 5.15	49.46	RMS	34.1	-39.38	1.37	45.55	54	-8.45	-	-	126	121	V
			* 5.09239	52.65	RMS	34.1	-39.46	1.37	48.66	54	-5.34	-	-	126	121	V

* - indicates frequency in CFR47 Pt 15 / IC RSS-Restricted Band
Pk - Peak detector
RMS - RMS detection

UL LLC.
47173 Benicia Street, Fremont, CA 94538; USA. TEL:(510) 319-4000 FAX:(510) 661-0888
This report shall not be reproduced except in full, without the written approval of UL LLC.

BANDEDGE (HIGH CHANNEL / 5320MHz)

HORIZONTAL RESULT

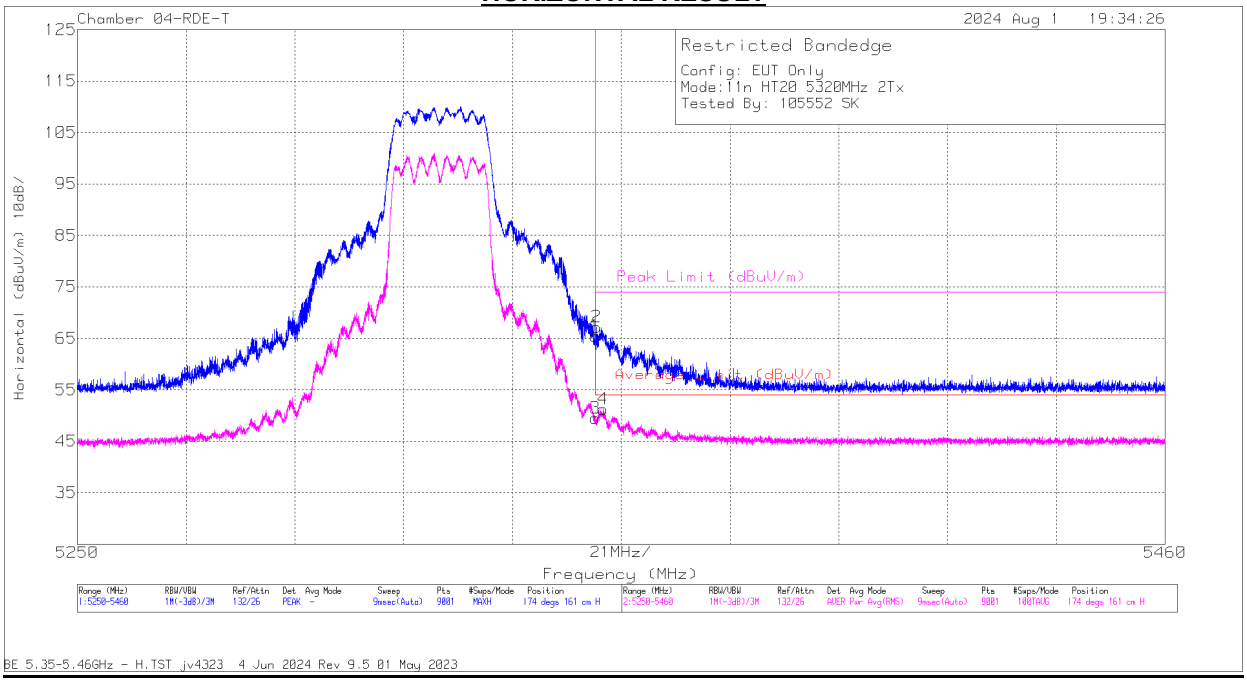

Marker	Frequency (GHz)	Meter Reading (dBuV)	Det	80430 ACF (dB/m)	DCCF (dB)	Gain/Loss (dB)	Corrected Reading (dBuV/m)	Average Limit (dBuV/m)	Margin (dB)	Peak Limit (dBuV/m)	PK Margin (dB)	Azimuth (Degs)	Height (cm)	Polarity
1	* 5.350	67.04	Pk	34.7	0	-36.27	65.47	-	-	74	-8.53	174	161	H
2	* 5.350262	68.8	Pk	34.7	0	-36.29	67.21	-	-	74	-6.79	174	161	H
3	* 5.350	50.39	RMS	34.7	0.39	-36.27	49.21	54	-4.79	-	-	174	161	H
4	* 5.351452	52.23	RMS	34.7	0.39	-36.31	51.01	54	-2.99	-	-	174	161	H

* - indicates frequency in CFR47 Pt 15 / IC RSS-Restricted Band
Pk - Peak detector
RMS - RMS detection

UL LLC.
47173 Benicia Street, Fremont, CA 94538; USA. TEL:(510) 319-4000 FAX:(510) 661-0888
This report shall not be reproduced except in full, without the written approval of UL LLC.

BANDEDGE (HIGH CHANNEL / 5320MHz)

VERTICAL RESULT

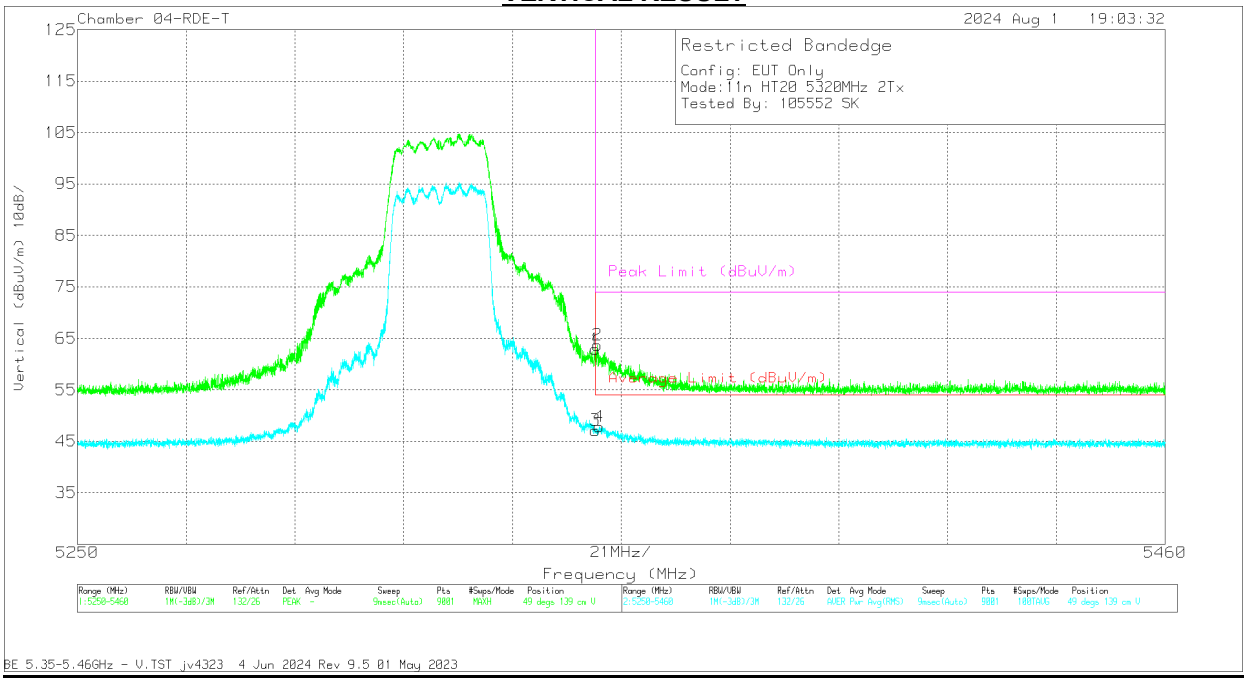

Marker	Frequency (GHz)	Meter Reading (dBuV)	Det	80430 ACF (dB/m)	DCCF (dB)	Gain/Loss (dB)	Corrected Reading (dBuV/m)	Average Limit (dBuV/m)	Margin (dB)	Peak Limit (dBuV/m)	PK Margin (dB)	Azimuth (Degs)	Height (cm)	Polarity
1	* 5.350	64.44	Pk	34.7	0	-36.27	62.87	-	-	74	-11.13	49	139	V
2	* 5.350425	65.31	Pk	34.7	0	-36.3	63.71	-	-	74	-10.29	49	139	V
3	* 5.350	48.05	RMS	34.7	0.39	-36.27	46.87	54	-7.13	-	-	49	139	V
4	* 5.350682	48.75	RMS	34.7	0.39	-36.32	47.52	54	-6.48	-	-	49	139	V

Pk - Peak detector
RMS - RMS detection

UL LLC.
47173 Benicia Street, Fremont, CA 94538; USA. TEL:(510) 319-4000 FAX:(510) 661-0888
This report shall not be reproduced except in full, without the written approval of UL LLC.

1.1.11. 802.11be SISO SU MODE IN UNII-2A BAND – BANDEDGE

UNII-2a (SISO)	Channel Frequency (MHz)	Ant. #	Frequency (GHz)	Meter Reading (dBuV)	Det	AF (dB/m)	Amp/Cbl/ Fltr/Pad (dB)	DCCF (dB)	Correct Reading (dBuV/m)	Avg Limit (dBuV/m)	Avg Margin (dB)	Pk Limit (dBuV/m)	Pk Margin (dB)	Azimuth (Degs)	Height (cm)	Polarity
EHT20 (SU Mode)	5320	6	* 5.35	64.37	Pk	34.9	-39.21	0	60.06	-	-	74	-13.94	308	324	H
			* 5.35	50.54	RMS	34.9	-39.21	0.54	46.77	54	-7.23	-	-	308	324	H
			* 5.350285	50.99	RMS	34.9	-39.22	0.54	47.21	54	-6.79	-	-	308	324	H
			* 5.350892	66.12	Pk	34.9	-39.24	0	61.78	-	-	74	-12.22	308	324	H
			* 5.35	71.92	Pk	34.9	-39.21	0	67.61	-	-	74	-6.39	269	101	V
			* 5.35	53.56	RMS	34.9	-39.21	0.54	49.79	54	-4.21	-	-	269	101	V
			* 5.350169	72.83	Pk	34.9	-39.22	0	68.51	-	-	74	-5.49	269	101	V
			* 5.350192	54.78	RMS	34.9	-39.22	0.54	51	54	-3	-	-	269	101	V
		5	* 5.35	50.44	Pk	34.5	-24.46	0	60.48	-	-	74	-13.52	145	106	H
			* 5.35	36.12	RMS	34.5	-24.46	0.54	46.7	54	-7.3	-	-	145	106	H
			* 5.350169	37.28	RMS	34.5	-24.45	0.54	47.87	54	-6.13	-	-	145	106	H
			* 5.350962	52.46	Pk	34.5	-24.4	0	62.56	-	-	74	-11.44	145	106	H
			* 5.35	53.62	Pk	34.5	-24.46	0	63.66	-	-	74	-10.34	43	165	V
			* 5.35	37.7	RMS	34.5	-24.46	0.54	48.28	54	-5.72	-	-	43	165	V
			* 5.350239	40.18	RMS	34.5	-24.45	0.54	50.77	54	-3.23	-	-	43	165	V
			* 5.350285	55.43	Pk	34.5	-24.44	0	65.49	-	-	74	-8.51	43	165	V
EHT40 (SU Mode)	5310	6	* 5.35	69.18	Pk	34.9	-34.8	0	69.28	-	-	74	-4.72	22	204	H
			* 5.35	48.68	RMS	34.9	-34.8	0.55	49.33	54	-4.67	-	-	22	204	H
			* 5.350402	69.54	Pk	34.9	-34.84	0	69.6	-	-	74	-4.4	22	204	H
			* 5.350799	50.63	RMS	34.9	-34.88	0.55	51.2	54	-2.8	-	-	22	204	H
			* 5.35	62.76	Pk	34.9	-34.8	0	62.86	-	-	74	-11.14	337	313	V
			* 5.35	46.29	RMS	34.9	-34.8	0.55	46.94	54	-7.06	-	-	337	313	V
			* 5.350052	63.47	Pk	34.9	-34.81	0	63.56	-	-	74	-10.44	337	313	V
			* 5.350472	46.83	RMS	34.9	-34.85	0.55	47.43	54	-6.57	-	-	337	313	V
		5	* 5.35	53.88	Pk	34.5	-24.46	0	63.92	-	-	74	-10.08	225	164	H
			* 5.35	32.24	RMS	34.5	-24.46	0.55	42.83	54	-11.17	-	-	225	164	H
			* 5.350075	54	Pk	34.5	-24.46	0	64.04	-	-	74	-9.96	225	164	H
			* 5.351335	34.43	RMS	34.5	-24.4	0.55	45.08	54	-8.92	-	-	225	164	H
			* 5.35	58.3	Pk	34.5	-24.46	0	68.34	-	-	74	-5.66	172	136	V
			* 5.35	37.16	RMS	34.5	-24.46	0.55	47.75	54	-6.25	-	-	172	136	V
			* 5.350099	58.63	Pk	34.5	-24.45	0	68.68	-	-	74	-5.32	172	136	V
			* 5.350705	39.69	RMS	34.5	-24.42	0.55	50.32	54	-3.68	-	-	172	136	V
EHT80 (SU Mode)	5290	6	* 5.35	62.9	Pk	34.5	-37.23	0	60.17	-	-	74	-13.83	351	258	H
			* 5.35	47.31	RMS	34.5	-37.23	0.59	45.17	54	-8.83	-	-	351	258	H
			* 5.351102	63.58	Pk	34.5	-37.23	0	60.85	-	-	74	-13.15	351	258	H
			* 5.375392	48.59	RMS	34.5	-37.19	0.59	46.49	54	-7.51	-	-	351	258	H
			* 5.35	66.94	Pk	34.5	-37.23	0	64.21	-	-	74	-9.79	340	114	V
			* 5.35	51.93	RMS	34.5	-37.23	0.59	49.79	54	-4.21	-	-	340	114	V
			* 5.350309	70.05	Pk	34.5	-37.23	0	67.32	-	-	74	-6.68	340	114	V
			* 5.367225	52.94	RMS	34.5	-37.15	0.59	50.88	54	-3.12	-	-	340	114	V
		5	* 5.35	63.11	Pk	34.4	-35.4	0	62.11	-	-	74	-11.89	160	361	H
			* 5.350892	65.41	Pk	34.4	-35.31	0	64.5	-	-	74	-9.5	160	361	H
			* 5.35	47.58	RMS	34.4	-35.4	0.59	47.17	54	-6.83	-	-	160	361	H
			* 5.376955	49.84	RMS	34.4	-35.4	0.59	49.43	54	-4.57	-	-	160	361	H
			* 5.35	66.47	Pk	34.4	-35.4	0	65.47	-	-	74	-8.53	127	141	V
			* 5.35	49.69	RMS	34.4	-35.4	0.59	49.28	54	-4.72	-	-	127	141	V
			* 5.357495	68.16	Pk	34.4	-35.4	0	67.16	-	-	74	-6.84	127	141	V
			* 5.357612	51.59	RMS	34.4	-35.4	0.59	51.18	54	-2.82	-	-	127	141	V
EHT160 (SU Mode)	5250 (Upper)	6	* 5.35	57.68	Pk	34.6	-37.48	0	54.8	-	-	74	-19.2	17	273	H
			* 5.35	47.01	RMS	34.6	-37.48	0.68	44.81	54	-9.19	-	-	17	273	H
			* 5.382765	48.27	RMS	34.6	-37.39	0.68	46.16	54	-7.84	-	-	17	273	H
			* 5.385331	63.25	Pk	34.6	-37.41	0	60.44	-	-	74	-13.56	17	273	H
			* 5.35	62.78	Pk	34.6	-37.48	0	59.9	-	-	74	-14.1	23	114	V
			* 5.35	48.54	RMS	34.6	-37.48	0.68	46.34	54	-7.66	-	-	23	114	V
			* 5.377258	53.13	RMS	34.6	-37.34	0.68	51.07	54	-2.93	-	-	23	114	V
			* 5.386965	69.12	Pk	34.6	-37.4	0	66.32	-	-	74	-7.68	23	114	V
		5	* 5.35	57.42	Pk	34.9	-34.8	0	57.52	-	-	74	-16.48	9	110	H
			* 5.35	47.02	RMS	34.9	-34.8	0.68	47.8	54	-6.2	-	-	9	110	H
			* 5.361578	47.83	RMS	34.9	-34.94	0.68	48.47	54	-5.53	-	-	9	110	H
			* 5.381995	60.78	Pk	34.9	-34.8	0	60.88	-	-	74	-13.12	9	110	H
			* 5.35	60.68	Pk	34.9	-34.8	0	60.78	-	-	74	-13.22	54	155	V
			* 5.35	49.75	RMS	34.9	-34.8	0.68	50.53	54	-3.47	-	-	54	155	V
			* 5.351079	50.72	RMS	34.9	-34.9	0.68	51.4	54	-2.6	-	-	54	155	V
			* 5.356352	63.77	Pk	34.9	-34.9	0	63.77	-	-	74	-10.23	54	155	V

* - indicates frequency in CFR47 Pt 15 / IC RSS-Restricted Band
Pk - Peak detector
RMS - RMS detection

UL LLC.
47173 Benicia Street, Fremont, CA 94538; USA. TEL:(510) 319-4000 FAX:(510) 661-0888
This report shall not be reproduced except in full, without the written approval of UL LLC.

BANDEDGE (HIGH CHANNEL / 5320MHz), SU MODE

HORIZONTAL RESULT

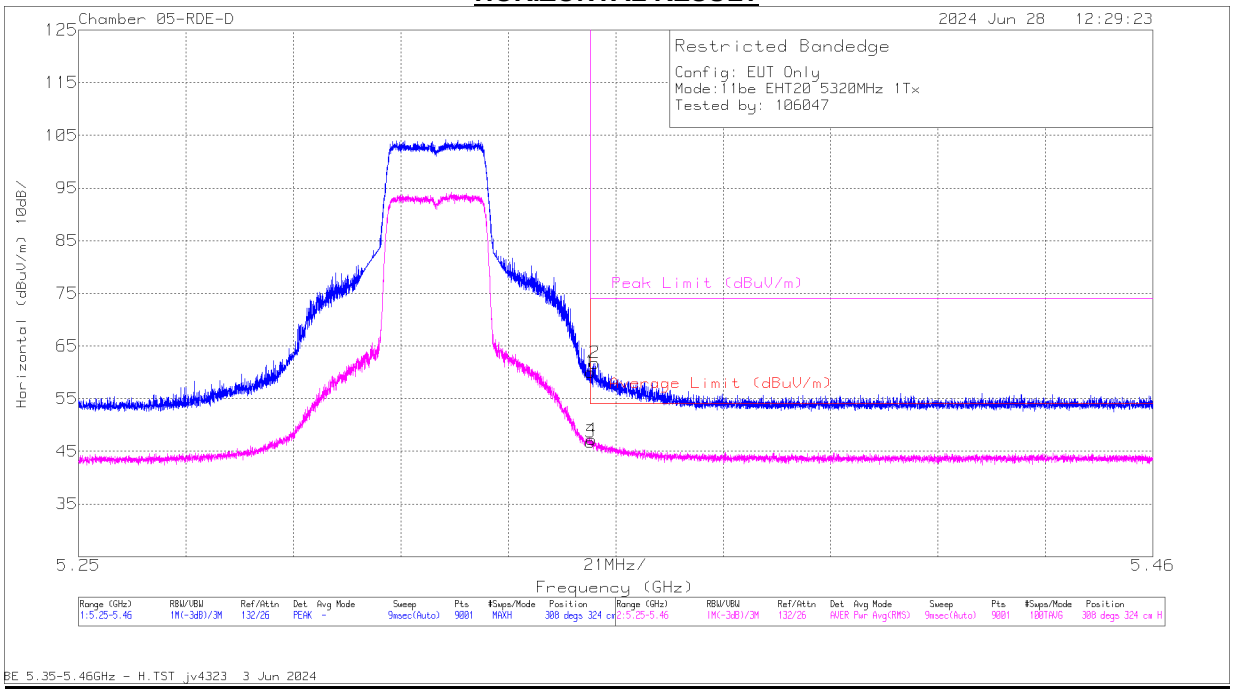

Marker	Frequency (GHz)	Meter Reading (dBuV)	Det	230299 ACF (dB/m)	DCCF (dB)	Gain/Loss (dB)	Corrected Reading (dBuV/m)	Average Limit (dBuV/m)	Margin (dB)	Peak Limit (dBuV/m)	PK Margin (dB)	Azimuth (Degs)	Height (cm)	Polarity
1	* 5.35	64.37	Pk	34.9	0	-39.21	60.06	-	-	74	-13.94	308	324	H
3	* 5.35	50.54	RMS	34.9	.54	-39.21	46.77	54	-7.23	-	-	308	324	H
4	* 5.350285	50.99	RMS	34.9	.54	-39.22	47.21	54	-6.79	-	-	308	324	H
2	* 5.350892	66.12	Pk	34.9	0	-39.24	61.78	-	-	74	-12.22	308	324	H

* - indicates frequency in CFR47 Pt 15 / IC RSS-Restricted Band
Pk - Peak detector
RMS - RMS detection

UL LLC.
47173 Benicia Street, Fremont, CA 94538; USA. TEL:(510) 319-4000 FAX:(510) 661-0888
This report shall not be reproduced except in full, without the written approval of UL LLC.

BANDEDGE (HIGH CHANNEL / 5320MHz), SU MODE

VERTICAL RESULT

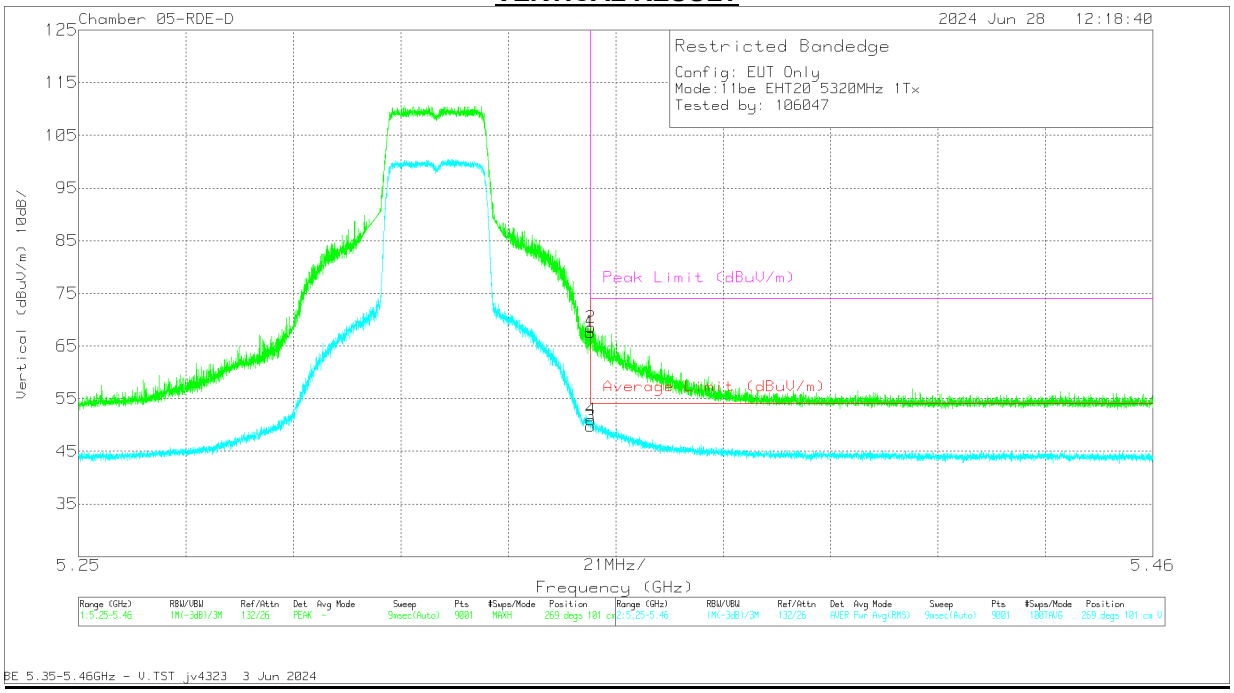

Marker	Frequency (GHz)	Meter Reading (dBuV)	Det	230299 ACF (dB/m)	DCCF (dB)	Gain/Loss (dB)	Corrected Reading (dBuV/m)	Average Limit (dBuV/m)	Margin (dB)	Peak Limit (dBuV/m)	PK Margin (dB)	Azimuth (Degs)	Height (cm)	Polarity
1	* 5.35	71.92	Pk	34.9	0	-39.21	67.61	-	-	74	-6.39	269	101	V
3	* 5.35	53.56	RMS	34.9	.54	-39.21	49.79	54	-4.21	-	-	269	101	V
2	* 5.350169	72.83	Pk	34.9	0	-39.22	68.51	-	-	74	-5.49	269	101	V
4	* 5.350192	54.78	RMS	34.9	.54	-39.22	51	54	-3	-	-	269	101	V

* - indicates frequency in CFR47 Pt 15 / IC RSS-Restricted Band
Pk - Peak detector
RMS - RMS detection

UL LLC.
47173 Benicia Street, Fremont, CA 94538; USA. TEL:(510) 319-4000 FAX:(510) 661-0888
This report shall not be reproduced except in full, without the written approval of UL LLC.

1.1.12. 802.11be SISO PARTIAL RU MODE IN UNII-2A BAND – BANDEDGE

UNII-2a (SISO)	Channel Frequency (MHz)	Ant. #	Frequency (GHz)	Meter Reading (dBuV)	Det	AF (dB/m)	Amp/Cbl/ Fltr/Pad (dB)	DCCF (dB)	Correct Reading (dBuV/m)	Avg Limit (dBuV/m)	Avg Margin (dB)	Pk Limit (dBuV/m)	Pk Margin (dB)	Azimuth (Degs)	Height (cm)	Polarity
EHT20 (RU 52 / Index 40)	5320	6	* 5.35	59.58	Pk	34.4	-35.4	0	58.58	-	-	74	-15.42	174	313	H
			* 5.350029	60.71	Pk	34.4	-35.4	0	59.71	-	-	74	-14.29	174	313	H
			* 5.35	45.76	RMS	34.4	-35.4	0.57	45.33	54	-8.67	-	-	174	313	H
			* 5.352525	46.43	RMS	34.4	-35.35	0.57	46.05	54	-7.95	-	-	174	313	H
			* 5.35	65.03	Pk	34.4	-35.4	0	64.03	-	-	74	-9.97	172	116	V
			* 5.350005	65.29	Pk	34.4	-35.4	0	64.29	-	-	74	-9.71	172	116	V
			* 5.35	47.83	RMS	34.4	-35.4	0.57	47.4	54	-6.6	-	-	172	116	V
			* 5.350752	48.32	RMS	34.4	-35.32	0.57	47.97	54	-6.03	-	-	172	116	V
		5	5.35	46.48	Pk	34.5	-24.46	0	56.52	-	-	74	-17.48	143	101	H
			5.35	31.33	RMS	34.5	-24.46	0.57	41.94	54	-12.06	-	-	143	100	H
			5.350239	32.64	RMS	34.5	-24.45	0.57	43.26	54	-10.74	-	-	143	100	H
			5.350355	47.38	Pk	34.5	-24.44	0	57.44	-	-	74	-16.56	143	101	H
			5.35	48.34	Pk	34.5	-24.46	0	58.38	-	-	74	-15.62	176	164	V
			5.35	31.25	RMS	34.5	-24.46	0.57	41.86	54	-12.14	-	-	176	164	V
			5.350402	33.92	RMS	34.5	-24.44	0.57	44.55	54	-9.45	-	-	176	164	V
			5.350612	49.35	Pk	34.5	-24.42	0	59.43	-	-	74	-14.57	176	164	V
EHT40 (RU 52 / Index 44)	5310	6	* 5.35	71.37	Pk	34.6	-37.93	0	68.04	-	-	74	-5.96	329	355	V
			* 5.351265	72.67	Pk	34.6	-37.89	0	69.38	-	-	74	-4.62	329	355	V
			* 5.35	49.41	RMS	34.6	-37.93	0.57	46.65	54	-7.35	-	-	329	355	V
			* 5.350309	50.25	RMS	34.6	-37.92	0.57	47.5	54	-6.5	-	-	329	355	V
			* 5.35	68.24	Pk	34.6	-37.93	0	64.91	-	-	74	-9.09	353	308	H
			* 5.350472	69.58	Pk	34.6	-37.92	0	66.26	-	-	74	-7.74	353	308	H
			* 5.35	47.7	RMS	34.6	-37.93	0.57	44.94	54	-9.06	-	-	353	308	H
			* 5.351499	49.69	RMS	34.6	-37.88	0.57	46.98	54	-7.02	-	-	353	308	H
		5	* 5.35	65.74	Pk	34.4	-37.5	0	62.64	-	-	74	-11.36	171	376	H
			* 5.350052	67.07	Pk	34.4	-37.5	0	63.97	-	-	74	-10.03	171	376	H
			* 5.35	47.1	RMS	34.4	-37.5	0.57	44.57	54	-9.43	-	-	171	376	H
			* 5.350705	48.79	RMS	34.4	-37.5	0.57	46.26	54	-7.74	-	-	171	376	H
			* 5.35	70.4	Pk	34.4	-37.5	0	67.3	-	-	74	-6.7	340	200	V
			* 5.350075	72.11	Pk	34.4	-37.5	0	69.01	-	-	74	-4.99	340	200	V
			* 5.35	47.84	RMS	34.4	-37.5	0.57	45.31	54	-8.69	-	-	340	200	V
			* 5.355232	50.12	RMS	34.4	-37.42	0.57	47.67	54	-6.33	-	-	340	200	V
EHT80 (RU 242 / Index 64)	5290	6	* 5.35	66.35	Pk	34.6	-37.93	0	63.02	-	-	74	-10.98	348	260	H
			* 5.350799	67.51	Pk	34.6	-37.91	0	64.2	-	-	74	-9.8	348	260	H
			* 5.35	47.2	RMS	34.6	-37.93	0.66	44.53	54	-9.47	-	-	348	260	H
			* 5.352642	48.93	RMS	34.6	-37.82	0.66	46.37	54	-7.63	-	-	348	260	H
			* 5.35	71.8	Pk	34.6	-37.93	0	68.47	-	-	74	-5.53	329	136	V
			* 5.350799	72.69	Pk	34.6	-37.91	0	69.38	-	-	74	-4.62	329	136	V
			* 5.35	48.24	RMS	34.6	-37.93	0.66	45.57	54	-8.43	-	-	329	136	V
			* 5.351709	52.35	RMS	34.6	-37.86	0.66	49.75	54	-4.25	-	-	329	136	V
		5	* 5.35	69.75	Pk	34.6	-37.93	0	66.42	-	-	74	-7.58	278	130	H
			* 5.350659	71.76	Pk	34.6	-37.91	0	68.45	-	-	74	-5.55	278	130	H
			* 5.35	50.75	RMS	34.6	-37.93	0.66	48.08	54	-5.92	-	-	278	130	H
			* 5.350472	53.41	RMS	34.6	-37.92	0.66	50.75	54	-3.25	-	-	278	130	H
			* 5.35	68.49	Pk	34.6	-37.93	0	65.16	-	-	74	-8.84	147	160	V
			* 5.350962	69.62	Pk	34.6	-37.9	0	66.32	-	-	74	-7.68	147	160	V
			* 5.35	50.26	RMS	34.6	-37.93	0.66	47.59	54	-6.41	-	-	147	160	V
			* 5.350192	51.93	RMS	34.6	-37.92	0.66	49.27	54	-4.73	-	-	147	160	V

* - indicates frequency in CFR47 Pt 15 / IC RSS-Restricted Band
Pk - Peak detector
RMS - RMS detection

UL LLC.
47173 Benicia Street, Fremont, CA 94538; USA. TEL:(510) 319-4000 FAX:(510) 661-0888
This report shall not be reproduced except in full, without the written approval of UL LLC.

UNII-2a (SISO)	Channel Frequency (MHz)	Ant. #	Frequency (GHz)	Meter Reading (dBuV)	Det	AF (dB/m)	Amp/Cbl/ Fltr/Pad (dB)	DCCF (dB)	Correct Reading (dBuV/m)	Avg Limit (dBuV/m)	Avg Margin (dB)	Pk Limit (dBuV/m)	Pk Margin (dB)	Azimuth (Degs)	Height (cm)	Polarity
EHT160 (RU 996 / Index S67)	5250 (Upper)	6	* 5.35	57.96	Pk	34.4	-35.4	0	56.96	-	-	74	-17.04	294	297	H
			* 5.351615	62.02	Pk	34.4	-35.36	0	61.06	-	-	74	-12.94	294	297	H
			* 5.35	46.3	RMS	34.4	-35.4	0.54	45.84	54	-8.16	-	-	294	297	H
			* 5.351919	47.12	RMS	34.4	-35.39	0.54	46.67	54	-7.33	-	-	294	297	H
			* 5.35	65.31	Pk	34.4	-35.4	0	64.31	-	-	74	-9.69	9	355	V
			* 5.370538	67.02	Pk	34.4	-35.4	0	66.02	-	-	74	-7.98	9	355	V
			* 5.35	49.64	RMS	34.4	-35.4	0.54	49.18	54	-4.82	-	-	9	355	V
			* 5.350729	51.08	RMS	34.4	-35.33	0.54	50.69	54	-3.31	-	-	9	355	V
EHT160 (RU 242 / Index S64)			* 5.35	60.17	Pk	34.4	-35.4	0	59.17	-	-	74	-14.83	7	270	H
			* 5.353179	63.65	Pk	34.4	-35.3	0	62.75	-	-	74	-11.25	7	270	H
			* 5.35	44.86	RMS	34.4	-35.4	0.67	44.53	54	-9.47	-	-	7	270	H
			* 5.404744	45.72	RMS	34.5	-35.2	0.67	45.69	54	-8.31	-	-	7	270	H
			* 5.35	62.61	Pk	34.4	-35.4	0	61.61	-	-	74	-12.39	13	270	V
			* 5.367622	68.47	Pk	34.4	-35.4	0	67.47	-	-	74	-6.53	13	270	V
			* 5.35	45.94	RMS	34.4	-35.4	0.67	45.61	54	-8.39	-	-	13	270	V
			* 5.363538	47.23	RMS	34.4	-35.35	0.67	46.95	54	-7.05	-	-	13	270	V
EHT160 (RU 996 / Index S67)		5	* 5.35	61.27	Pk	34.9	-34.8	0	61.37	-	-	74	-12.63	28	147	H
			* 5.35	46.85	RMS	34.9	-34.8	0.54	47.49	54	-6.51	-	-	28	147	H
			* 5.356002	48.15	RMS	34.9	-34.9	0.54	48.69	54	-5.31	-	-	28	147	H
			* 5.360248	63.33	Pk	34.9	-34.85	0	63.38	-	-	74	-10.62	28	147	H
			* 5.35	64.59	Pk	34.9	-34.8	0	64.69	-	-	74	-9.31	65	162	V
			* 5.35	49.56	RMS	34.9	-34.8	0.54	50.2	V54	-3.8	-	-	65	162	V
			* 5.359408	68.05	Pk	34.9	-34.86	0	68.09	-	-	74	-5.91	65	162	V
			* 5.361438	50.68	RMS	34.9	-34.96	0.54	51.16	54	-2.84	-	-	65	162	V
EHT160 (RU 242 / Index S64)			* 5.35	56.91	Pk	34.9	-34.8	0	57.01	-	-	74	-16.99	28	147	H
			* 5.35	45.34	RMS	34.9	-34.8	0.67	46.11	54	-7.89	-	-	28	147	H
			* 5.359082	60.68	Pk	34.9	-34.89	0	60.69	-	-	74	-13.31	28	147	H
			* 5.370422	47.39	RMS	34.9	-34.86	0.67	48.1	54	-5.9	-	-	28	147	H
			* 5.35	58.64	Pk	34.9	-34.8	0	58.74	-	-	74	-15.26	65	162	V
			* 5.35	46.78	RMS	34.9	-34.8	0.67	47.55	54	-6.45	-	-	65	162	V
			* 5.358522	63.78	Pk	34.9	-34.9	0	63.78	-	-	74	-10.22	65	162	V
			* 5.359875	49.93	RMS	34.9	-34.81	0.67	50.69	54	-3.31	-	-	65	162	V

* - indicates frequency in CFR47 Pt 15 / IC RSS-Restricted Band
Pk - Peak detector
RMS - RMS detection

UL LLC.
47173 Benicia Street, Fremont, CA 94538; USA. TEL:(510) 319-4000 FAX:(510) 661-0888
This report shall not be reproduced except in full, without the written approval of UL LLC.

BANDEDGE (HIGH CHANNEL / 5320MHz), PARTIAL RU52

HORIZONTAL RESULT

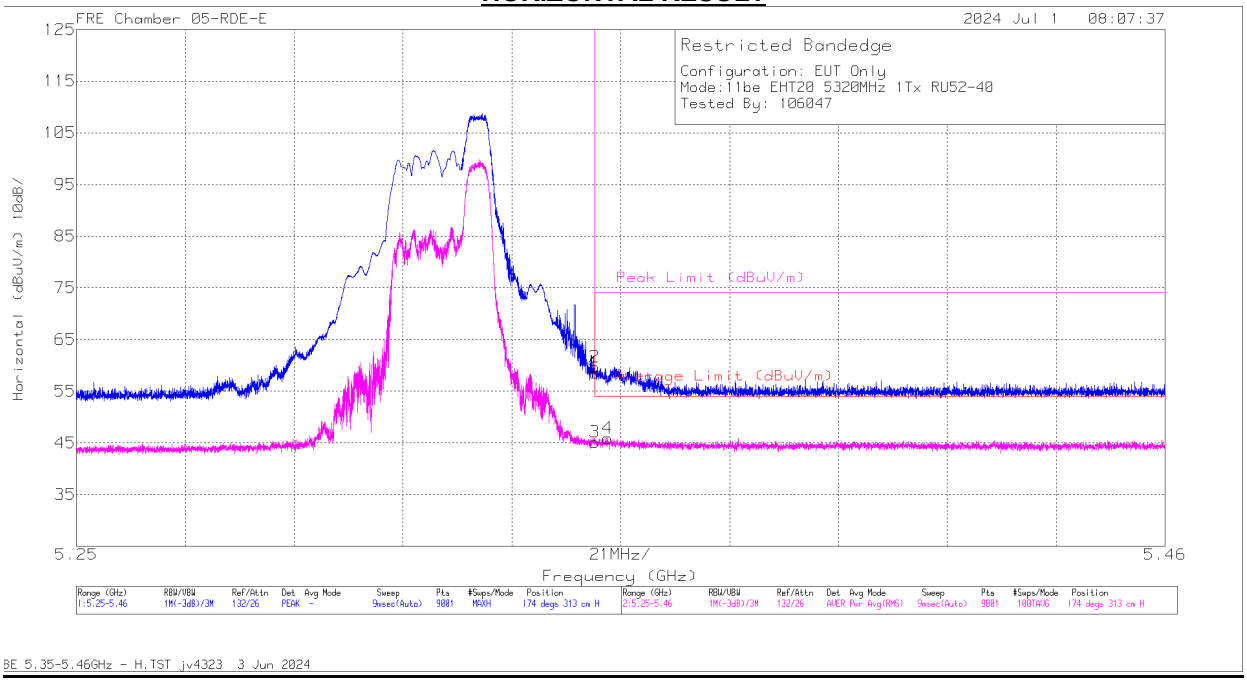

Marker	Frequency (GHz)	Meter Reading (dBuV)	Det	222740 ACF (dB/m)	DCCF (dB)	Gain/Loss (dB)	Corrected Reading (dBuV/m)	Average Limit (dBuV/m)	Margin (dB)	Peak Limit (dBuV/m)	PK Margin (dB)	Azimuth (Degs)	Height (cm)	Polarity
1	* 5.35	59.58	Pk	34.4	0	-35.4	58.58	-	-	74	-15.42	174	313	H
2	* 5.350029	60.71	Pk	34.4	0	-35.4	59.71	-	-	74	-14.29	174	313	H
3	* 5.35	45.76	RMS	34.4	0.57	-35.4	45.33	54	-8.67	-	-	174	313	H
4	* 5.352525	46.43	RMS	34.4	0.57	-35.35	46.05	54	-7.95	-	-	174	313	H

* - indicates frequency in CFR47 Pt 15 / IC RSS-Restricted Band
Pk - Peak detector
RMS - RMS detection

UL LLC.
47173 Benicia Street, Fremont, CA 94538; USA. TEL:(510) 319-4000 FAX:(510) 661-0888
This report shall not be reproduced except in full, without the written approval of UL LLC.

BANDEDGE (HIGH CHANNEL / 5320MHz), PARTIAL RU106

VERTICAL RESULT

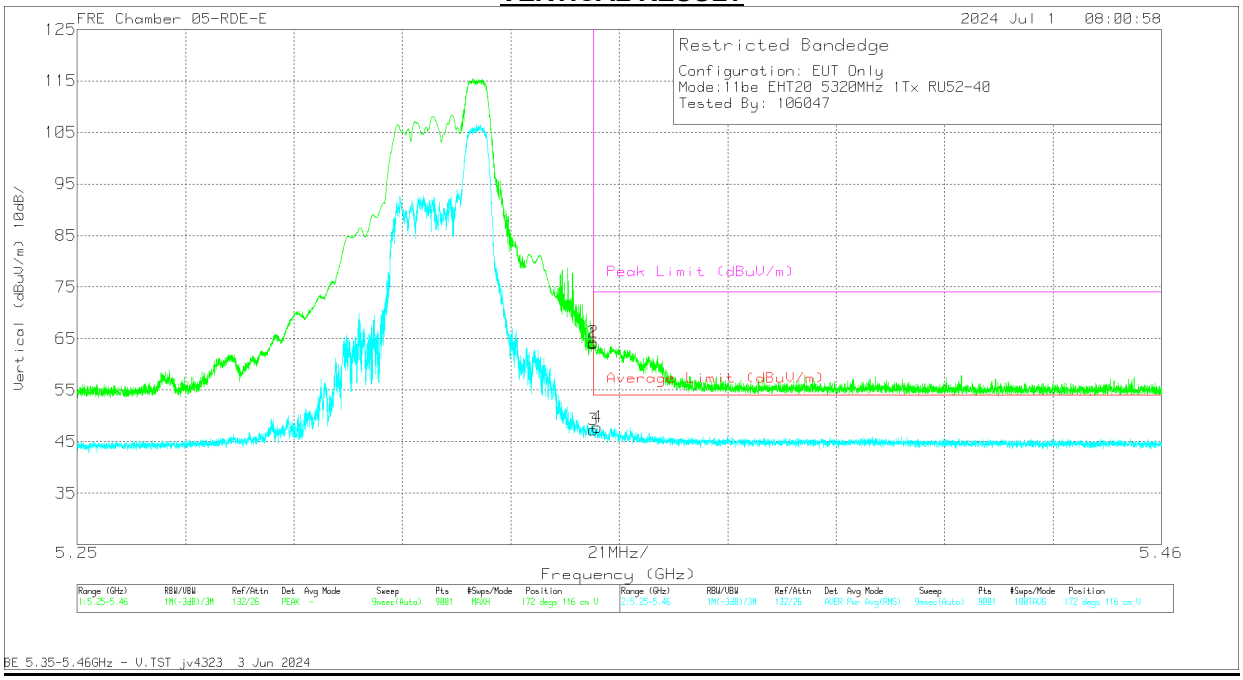

Marker	Frequency (GHz)	Meter Reading (dBuV)	Det	222740 ACF (dB/m)	DCCF (dB)	Gain/Loss (dB)	Corrected Reading (dBuV/m)	Average Limit (dBuV/m)	Margin (dB)	Peak Limit (dBuV/m)	PK Margin (dB)	Azimuth (Degs)	Height (cm)	Polarity
1	* 5.35	65.03	Pk	34.4	0	-35.4	64.03	-	-	74	-9.97	172	116	V
2	* 5.350005	65.29	Pk	34.4	0	-35.4	64.29	-	-	74	-9.71	172	116	V
3	* 5.35	47.83	RMS	34.4	0.57	-35.4	47.4	54	-6.6	-	-	172	116	V
4	* 5.350752	48.32	RMS	34.4	0.57	-35.32	47.97	54	-6.03	-	-	172	116	V

* - indicates frequency in CFR47 Pt 15 / IC RSS-Restricted Band
Pk - Peak detector
RMS - RMS detection

UL LLC.
47173 Benicia Street, Fremont, CA 94538; USA. TEL:(510) 319-4000 FAX:(510) 661-0888
This report shall not be reproduced except in full, without the written approval of UL LLC.

1.1.13. 802.11be MIMO SU MODE IN UNII-2A BAND – BANDEDGE

UNII-2a (MIMO CDD)	Channel Frequency (MHz)	Ant. #	Frequency (GHz)	Meter Reading (dBuV)	Det	AF (dB/m)	Amp/Cbl/ Fltr/Pad (dB)	DCCF (dB)	Correct Reading (dBuV/m)	Avg Limit (dBuV/m)	Avg Margin (dB)	Pk Limit (dBuV/m)	Pk Margin (dB)	Azimuth (Degs)	Height (cm)	Polarity
EHT20 (SU Mode)	5320	6 + 5	* 5.35	63.97	Pk	34.9	-34.8	0	64.07	-	-	74	-9.93	211	115	H
			* 5.35	48.85	RMS	34.9	-34.8	0.54	49.49	54	-4.51	-	-	211	115	H
			* 5.351055	50.46	RMS	34.9	-34.9	0.54	51	54	-3	-	-	211	115	H
			* 5.351289	67.17	Pk	34.9	-34.9	0	67.17	-	-	74	-6.83	211	115	H
			* 5.35	62.43	Pk	34.9	-34.8	0	62.53	-	-	74	-11.47	154	257	V
			* 5.35	46.85	RMS	34.9	-34.8	0.54	47.49	54	-6.51	-	-	154	257	V
			* 5.350145	47.9	RMS	34.9	-34.81	0.54	48.53	54	-5.47	-	-	154	257	V
			* 5.351802	64.32	Pk	34.9	-34.9	0	64.32	-	-	74	-9.68	154	257	V
EHT40 (SU Mode)	5310	6 + 5	* 5.35	68.88	Pk	34.9	-34.8	0	68.98	-	-	74	-5.02	204	153	H
			* 5.35	47.27	RMS	34.9	-34.8	0.55	47.92	54	-6.08	-	-	204	153	H
			* 5.350332	69.42	Pk	34.9	-34.83	0	69.49	-	-	74	-4.51	204	153	H
			* 5.353132	50.56	RMS	34.9	-34.9	0.55	51.11	54	-2.89	-	-	204	153	H
			* 5.35	66.58	Pk	34.9	-34.8	0	66.68	-	-	74	-7.32	149	127	V
			* 5.35	46.38	RMS	34.9	-34.8	0.55	47.03	54	-6.97	-	-	149	127	V
			* 5.350099	66.9	Pk	34.9	-34.81	0	66.99	-	-	74	-7.01	149	127	V
			* 5.353482	48.27	RMS	34.9	-34.9	0.55	48.82	54	-5.18	-	-	149	127	V
EHT80 (SU Mode)	5290	6 + 5	* 5.35	63.47	Pk	34.4	-35.4	0	62.47	-	-	74	-11.53	168	152	H
			* 5.367738	67.69	Pk	34.4	-35.4	0	66.69	-	-	74	-7.31	168	152	H
			* 5.35	48.1	RMS	34.4	-35.4	0.59	47.69	54	-6.31	-	-	168	152	H
			* 5.367108	51.82	RMS	34.4	-35.4	0.59	51.41	54	-2.59	-	-	168	152	H
			* 5.35	65.29	Pk	34.4	-35.4	0	64.29	-	-	74	-9.71	128	150	V
			* 5.370282	66	Pk	34.4	-35.4	0	65	-	-	74	-9	128	150	V
			* 5.35	49.03	RMS	34.4	-35.4	0.59	48.62	54	-5.38	-	-	128	150	V
			* 5.365242	49.48	RMS	34.4	-35.38	0.59	49.09	54	-4.91	-	-	128	150	V
EHT160 (SU Mode)	5250 (Upper)	6 + 5	* 5.35	63.08	Pk	34.4	-40	0	57.48	-	-	74	-16.52	169	167	H
			* 5.386708	71.4	Pk	34.4	-39.93	0	65.87	-	-	74	-8.13	169	167	H
			* 5.35	49.69	RMS	34.4	-40	0.68	44.77	54	-9.23	-	-	169	167	H
			* 5.377678	55.71	RMS	34.4	-39.9	0.68	50.89	54	-3.11	-	-	169	167	H
			* 5.35	59.9	Pk	34.4	-40	0	54.3	-	-	74	-19.7	110	104	V
			* 5.386451	67.22	Pk	34.4	-39.95	0	61.67	-	-	74	-12.33	110	104	V
			* 5.35	48.46	RMS	34.4	-40	0.68	43.54	54	-10.46	-	-	110	104	V
			* 5.387268	53.02	RMS	34.4	-39.9	0.68	48.2	54	-5.8	-	-	110	104	V

* - indicates frequency in CFR47 Pt 15 / IC RSS-Restricted Band
Pk - Peak detector
RMS - RMS detection

UL LLC.
47173 Benicia Street, Fremont, CA 94538; USA. TEL:(510) 319-4000 FAX:(510) 661-0888
This report shall not be reproduced except in full, without the written approval of UL LLC.

BANDEDGE (HIGH CHANNEL / 5320MHz), SU MODE

HORIZONTAL RESULT

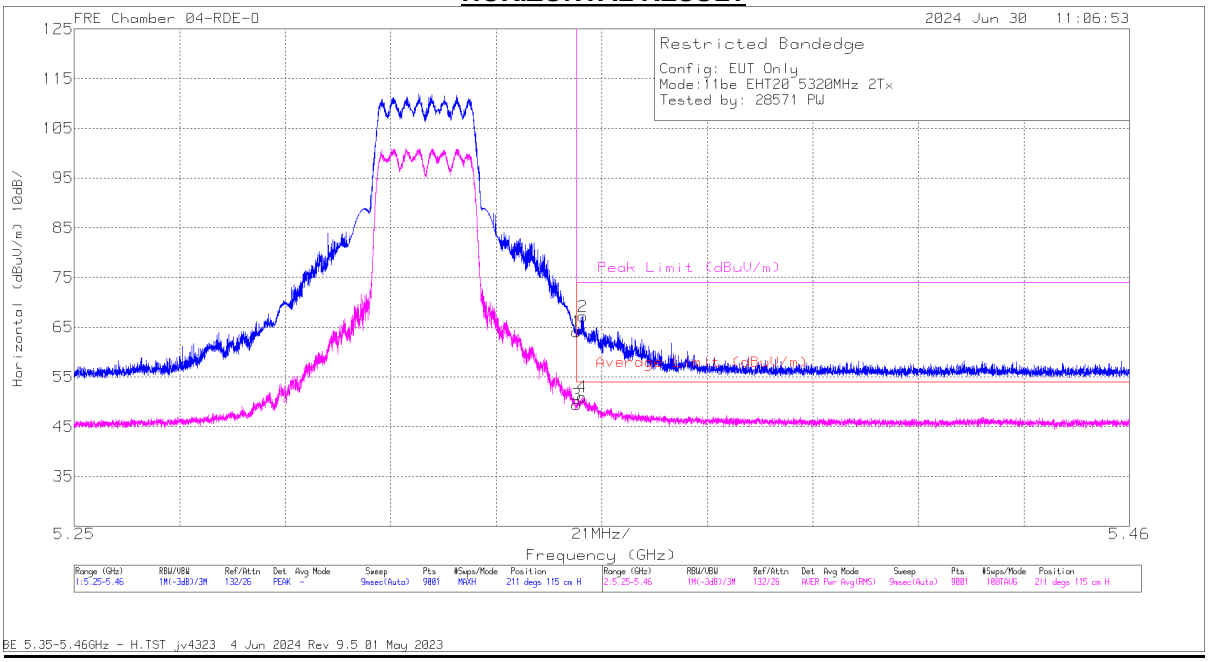

Marker	Frequency (GHz)	Meter Reading (dBuV)	Det	80402 ACF (dB/m)	DCCF (dB)	Gain/Loss (dB)	Corrected Reading (dBuV/m)	Average Limit (dBuV/m)	Margin (dB)	Peak Limit (dBuV/m)	PK Margin (dB)	Azimuth (Degs)	Height (cm)	Polarity
1	* 5.35	63.97	Pk	34.9	0	-34.8	64.07	-	-	74	-9.93	211	115	H
3	* 5.35	48.85	RMS	34.9	.54	-34.8	49.49	54	-4.51	-	-	211	115	H
4	* 5.351055	50.46	RMS	34.9	.54	-34.9	51	54	-3	-	-	211	115	H
2	* 5.351289	67.17	Pk	34.9	0	-34.9	67.17	-	-	74	-6.83	211	115	H

* - indicates frequency in CFR47 Pt 15 / IC RSS-Restricted Band
Pk - Peak detector
RMS - RMS detection

UL LLC.
47173 Benicia Street, Fremont, CA 94538; USA. TEL:(510) 319-4000 FAX:(510) 661-0888
This report shall not be reproduced except in full, without the written approval of UL LLC.

BANDEDGE (HIGH CHANNEL / 5320MHz), SU MODE

VERTICAL RESULT

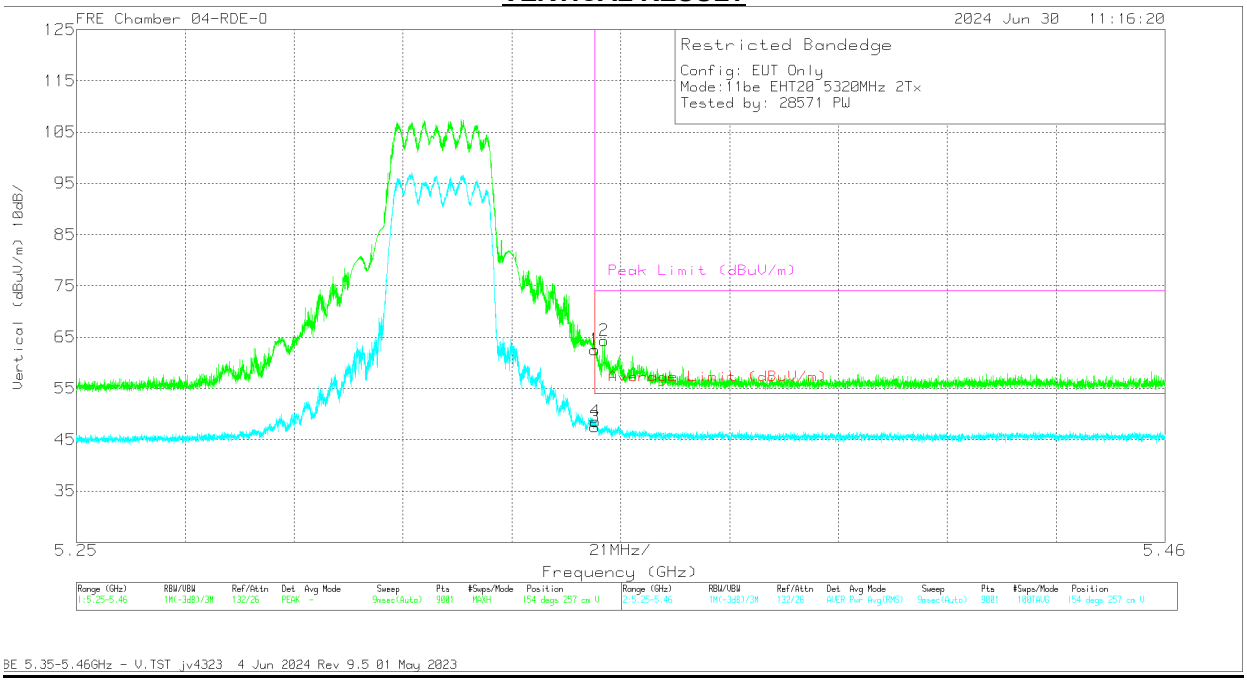

Marker	Frequency (GHz)	Meter Reading (dBuV)	Det	80402 ACF (dB/m)	DCCF (dB)	Gain/Loss (dB)	Corrected Reading (dBuV/m)	Average Limit (dBuV/m)	Margin (dB)	Peak Limit (dBuV/m)	PK Margin (dB)	Azimuth (Degs)	Height (cm)	Polarity
1	* 5.35	62.43	Pk	34.9	0	-34.8	62.53	-	-	74	-11.47	154	257	V
3	* 5.35	46.85	RMS	34.9	.54	-34.8	47.49	54	-6.51	-	-	154	257	V
4	* 5.350145	47.9	RMS	34.9	.54	-34.81	48.53	54	-5.47	-	-	154	257	V
2	* 5.351802	64.32	Pk	34.9	0	-34.9	64.32	-	-	74	-9.68	154	257	V

* - indicates frequency in CFR47 Pt 15 / IC RSS-Restricted Band
Pk - Peak detector
RMS - RMS detection

UL LLC.
47173 Benicia Street, Fremont, CA 94538; USA. TEL:(510) 319-4000 FAX:(510) 661-0888
This report shall not be reproduced except in full, without the written approval of UL LLC.

1.1.14. 802.11be MIMO PARTIAL RU MODE IN UNII-2A BAND – BANDEDGE

UNII-2a (MIMO CDD)	Channel Frequency (MHz)	Ant. #	Frequency (GHz)	Meter Reading (dBuV)	Det	AF (dB/m)	Amp/Cbl/ Fltr/Pad (dB)	DCCF (dB)	Correct Reading (dBuV/m)	Avg Limit (dBuV/m)	Avg Margin (dB)	Pk Limit (dBuV/m)	Pk Margin (dB)	Azimuth (Degs)	Height (cm)	Polarity
EHT20 (RU 52 / Index 40)	5320	6 + 5	* 5.35	64.18	Pk	34.4	-35.4	0	63.18	-	-	74	-10.82	330	185	H
			* 5.370398	66.15	Pk	34.4	-35.4	0	65.15	-	-	74	-8.85	330	185	H
			* 5.35	51.44	RMS	34.4	-35.4	0.57	51.01	54	-2.99	-	-	330	185	H
			* 5.370235	51.78	RMS	34.4	-35.4	0.57	51.35	54	-2.65	-	-	330	185	H
			* 5.35	59.41	Pk	34.4	-35.4	0	58.41	-	-	74	-15.59	9	203	V
			* 5.350285	60.18	Pk	34.4	-35.37	0	59.21	-	-	74	-14.79	9	203	V
			* 5.35	46.25	RMS	34.4	-35.4	0.57	45.82	54	-8.18	-	-	9	203	V
			* 5.350029	46.6	RMS	34.4	-35.4	0.57	46.17	54	-7.83	-	-	9	203	V
EHT40 (RU 52 / Index 44)	5310	6 + 5	* 5.35	64.53	Pk	34.6	-37.93	0	61.2	-	-	74	-12.8	37	238	H
			* 5.350192	68.19	Pk	34.6	-37.92	0	64.87	-	-	74	-9.13	37	238	H
			* 5.35	47.29	RMS	34.6	-37.93	0.57	44.53	54	-9.47	-	-	37	238	H
			* 5.361485	48.17	RMS	34.6	-37.87	0.57	45.47	54	-8.53	-	-	37	238	H
			* 5.35	70.3	Pk	34.6	-37.93	0	66.97	-	-	74	-7.03	323	122	V
			* 5.351219	71.96	Pk	34.6	-37.89	0	68.67	-	-	74	-5.33	323	122	V
			* 5.35	49.86	RMS	34.6	-37.93	0.57	47.1	54	-6.9	-	-	323	122	V
			* 5.351499	50.45	RMS	34.6	-37.88	0.57	47.74	54	-6.26	-	-	323	122	V
EHT80 (RU 242 / Index 64)	5290	6 + 5	* 5.35	71.61	Pk	34.6	-37.93	0	68.28	-	-	74	-5.72	336	239	H
			* 5.350262	72.19	Pk	34.6	-37.92	0	68.87	-	-	74	-5.13	336	239	H
			* 5.35	50.51	RMS	34.6	-37.93	0.66	47.84	54	-6.16	-	-	336	239	H
			* 5.351009	51.85	RMS	34.6	-37.9	0.66	49.21	54	-4.79	-	-	336	239	H
			* 5.35	67.6	Pk	34.6	-37.93	0	64.27	-	-	74	-9.73	292	109	V
			* 5.350075	68.04	Pk	34.6	-37.93	0	64.71	-	-	74	-9.29	292	109	V
			* 5.35	48.38	RMS	34.6	-37.93	0.66	45.71	54	-8.29	-	-	292	109	V
			* 5.350029	49.58	RMS	34.6	-37.93	0.66	46.91	54	-7.09	-	-	292	109	V
EHT160 (RU 996 / Index S67)	5250 (Upper)	6 + 5	5.725	59.99	Pk	35.2	-34.1	0	61.09	-	-	68.2	-7.11	279	166	H
			5.726488	62.31	Pk	35.2	-34.1	0	63.41	-	-	68.2	-4.79	279	166	H
			5.725	55.51	Pk	35.2	-34.1	0	56.61	-	-	68.2	-11.59	297	183	V
			5.817868	57.47	Pk	35.3	-33.7	0	59.07	-	-	68.2	-9.13	297	183	V
EHT160 (RU 242 / Index S67)			5.725	58.25	Pk	35.2	-34.1	0	59.35	-	-	68.2	-8.85	279	166	H
			5.730897	61.7	Pk	35.2	-34.01	0	62.89	-	-	68.2	-5.31	279	166	H
			5.725	56.06	Pk	35.2	-34.1	0	57.16	-	-	68.2	-11.04	297	183	V
			5.725713	59.03	Pk	35.2	-34.1	0	60.13	-	-	68.2	-8.07	297	183	V

* - indicates frequency in CFR47 Pt 15 / IC RSS-Restricted Band
Pk - Peak detector
RMS - RMS detection

UL LLC.
47173 Benicia Street, Fremont, CA 94538; USA. TEL:(510) 319-4000 FAX:(510) 661-0888
This report shall not be reproduced except in full, without the written approval of UL LLC.

BANDEDGE (HIGH CHANNEL / 5320MHz), PARTIAL RU52

HORIZONTAL RESULT

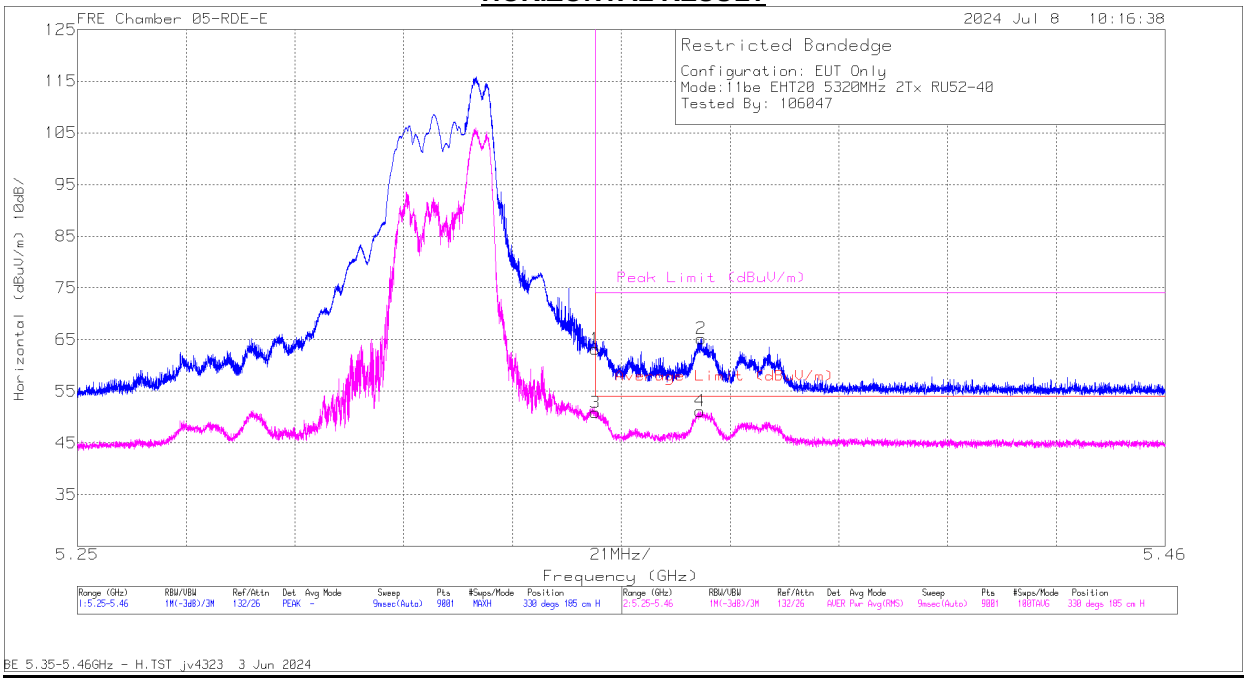

Marker	Frequency (GHz)	Meter Reading (dBuV)	Det	222740 ACF (dB/m)	DCCF (dB)	Gain/Loss (dB)	Corrected Reading (dBuV/m)	Average Limit (dBuV/m)	Margin (dB)	Peak Limit (dBuV/m)	PK Margin (dB)	Azimuth (Degs)	Height (cm)	Polarity
1	* 5.35	64.18	Pk	34.4	0	-35.4	63.18	-	-	74	-10.82	330	185	H
2	* 5.370398	66.15	Pk	34.4	0	-35.4	65.15	-	-	74	-8.85	330	185	H
3	* 5.35	51.44	RMS	34.4	0.57	-35.4	51.01	54	-2.99	-	-	330	185	H
4	* 5.370235	51.78	RMS	34.4	0.57	-35.4	51.35	54	-2.65	-	-	330	185	H

* - indicates frequency in CFR47 Pt 15 / IC RSS-Restricted Band
Pk - Peak detector
RMS - RMS detection

UL LLC.
47173 Benicia Street, Fremont, CA 94538; USA. TEL:(510) 319-4000 FAX:(510) 661-0888
This report shall not be reproduced except in full, without the written approval of UL LLC.

BANDEDGE (HIGH CHANNEL / 5320MHz), PARTIAL RU52

VERTICAL RESULT

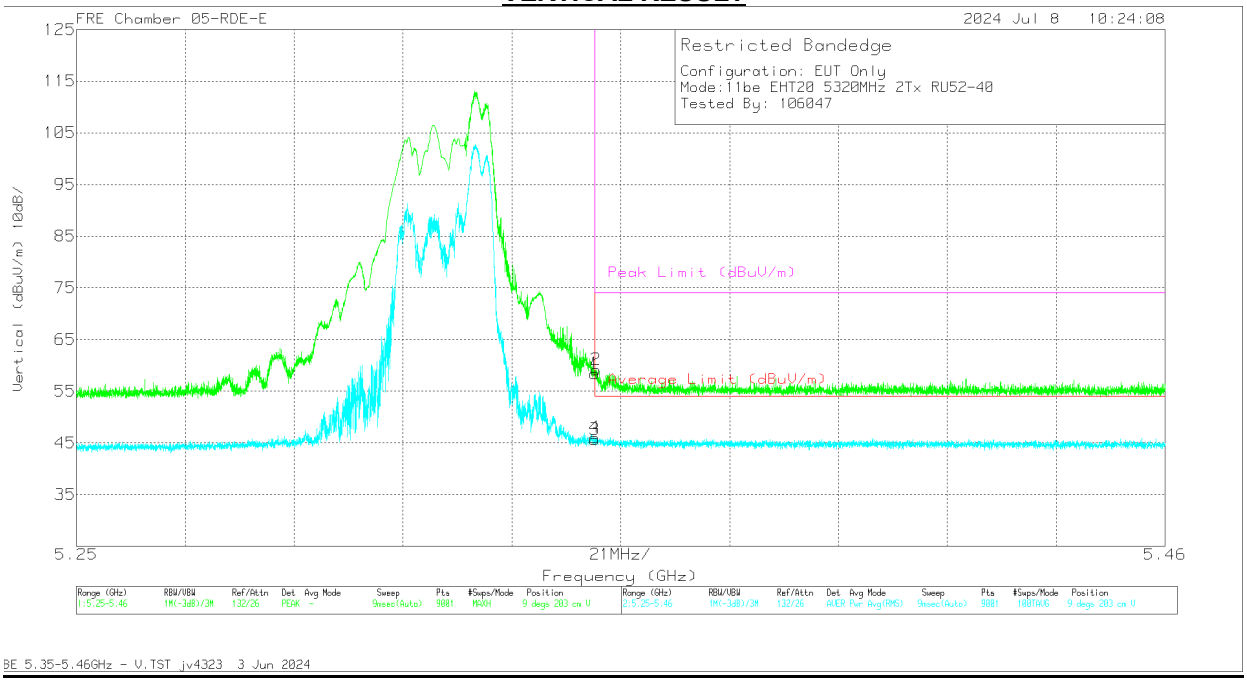

Marker	Frequency (GHz)	Meter Reading (dBuV)	Det	222740 ACF (dB/m)	DCCF (dB)	Gain/Loss (dB)	Corrected Reading (dBuV/m)	Average Limit (dBuV/m)	Margin (dB)	Peak Limit (dBuV/m)	PK Margin (dB)	Azimuth (Degs)	Height (cm)	Polarity
1	* 5.35	59.41	Pk	34.4	0	-35.4	58.41	-	-	74	-15.59	9	203	V
2	* 5.350285	60.18	Pk	34.4	0	-35.37	59.21	-	-	74	-14.79	9	203	V
3	* 5.35	46.25	RMS	34.4	0.57	-35.4	45.82	54	-8.18	-	-	9	203	V
4	* 5.350029	46.6	RMS	34.4	0.57	-35.4	46.17	54	-7.83	-	-	9	203	V

* - indicates frequency in CFR47 Pt 15 / IC RSS-Restricted Band
Pk - Peak detector
RMS - RMS detection

UL LLC.
47173 Benicia Street, Fremont, CA 94538; USA. TEL:(510) 319-4000 FAX:(510) 661-0888
This report shall not be reproduced except in full, without the written approval of UL LLC.

1.1.15. 802.11n/ac MIMO MODE IN UNII-2A BAND – SPURIOUS EMISSIONS

20MHz

UNII-2a (MIMO CDD)	Channel Frequency (MHz)	Ant. #	Frequency (GHz)	Meter Reading (dBuV)	Det	AF (dB/m)	Amp/Cbl/ Fltr/Pad (dB)	DCCF (dB)	Correct Reading (dBuV/m)	Avg Limit (dBuV/m)	Avg Margin (dB)	Pk Limit (dBuV/m)	Pk Margin (dB)	Azimuth (Degs)	Height (cm)	Polarity
11n/ac (Highest Power)	5260	6 + 5	2.004847	58.4	PK-U	31.7	-47.56	0	42.54	-	-	68.2	-25.66	180	183	H
			2.006248	58.54	PK-U	31.7	-47.64	0	42.6	-	-	68.2	-25.6	81	248	V
			6.435129	53.32	PK-U	35.9	-44.86	0	44.36	-	-	68.2	-23.84	234	181	H
			6.444437	53.94	PK-U	35.9	-44.69	0	45.15	-	-	68.2	-23.05	240	286	V
			13.089735	52.93	PK-U	39.1	-42.84	0	49.19	-	-	68.2	-19.01	137	231	V
			13.095117	53.06	PK-U	39	-43	0	49.06	-	-	68.2	-19.14	135	200	H
	5300	6 + 5	2.051503	58.52	PK-U	31.8	-47.81	0	42.51	-	-	68.2	-25.69	160	137	H
			2.052502	58.1	PK-U	31.8	-47.88	0	42.02	-	-	68.2	-26.18	78	292	V
			6.496573	54.42	PK-U	35.9	-44.5	0	45.82	-	-	68.2	-22.38	260	237	H
			6.525436	53.85	PK-U	35.9	-44.79	0	44.96	-	-	68.2	-23.24	55	287	V
			14.580922	53.23	PK-U	39.9	-44.02	0	49.11	-	-	68.2	-19.09	218	133	V
			14.584709	53.19	PK-U	39.9	-44	0	49.09	-	-	68.2	-19.11	153	151	H
	5320	6 + 5	2.001839	58.48	PK-U	31.7	-47.63	0	42.55	-	-	68.2	-25.65	277	272	V
			2.009733	58.88	PK-U	31.7	-47.62	0	42.96	-	-	68.2	-25.24	148	185	H
			6.4503	53.73	PK-U	35.9	-44.66	0	44.97	-	-	68.2	-23.23	78	159	V
			6.458116	53.8	PK-U	35.9	-44.44	0	45.26	-	-	68.2	-22.94	120	168	H
			13.424454	52.64	PK-U	39.1	-43.11	0	48.63	-	-	68.2	-19.57	19	307	V
			13.427035	52.55	PK-U	39.1	-43.17	0	48.48	-	-	68.2	-19.72	231	109	H

* - indicates frequency in CFR47 Pt 15 / IC RSS-Restricted Band
PK-U - U-NII: Maximum Peak
ADR - U-NII AD primary method, RMS average

40MHz

UNII-2a (MIMO CDD)	Channel Frequency (MHz)	Ant. #	Frequency (GHz)	Meter Reading (dBuV)	Det	AF (dB/m)	Amp/Cbl/ Fltr/Pad (dB)	DCCF (dB)	Corrected Reading (dBuV/m)	Avg Limit (dBuV/m)	Avg Margin (dB)	Pk Limit (dBuV/m)	Pk Margin (dB)	Azimuth (Degs)	Height (cm)	Polarity
11n/ac (Highest Power)	5270	6 + 5	1.998817	58.51	PK-U	31.7	-46.78	0	43.43	-	-	68.2	-24.77	205	192	H
			1.999977	59.28	PK-U	31.7	-46.7	0	44.28	-	-	68.2	-23.92	72	250	V
			6.430907	53.64	PK-U	35.9	-42.21	0	47.33	-	-	68.2	-20.87	159	122	H
			6.460447	53.47	PK-U	35.9	-41.94	0	47.43	-	-	68.2	-20.77	179	140	V
			10.536031	52.83	PK-U	38.6	-40.4	0	51.03	-	-	68.2	-17.17	19	264	V
			10.544682	53.98	PK-U	38.6	-40.4	0	52.18	-	-	68.2	-16.02	250	159	H
	5310	6 + 5	1.957817	58.51	PK-U	31.5	-46.5	0	43.51	-	-	68.2	-24.69	177	192	H
			1.95873	58.59	PK-U	31.5	-46.57	0	43.52	-	-	68.2	-24.68	72	158	V
			6.610862	53.79	PK-U	35.9	-42.61	0	47.08	-	-	68.2	-21.12	278	112	V
			6.630607	54.35	PK-U	35.8	-42.54	0	47.61	-	-	68.2	-20.59	227	104	H
			14.589248	53.59	PK-U	39.9	-37.8	0	55.69	-	-	68.2	-12.51	237	201	V
			14.653158	52.88	PK-U	40	-38	0	54.88	-	-	68.2	-13.32	125	209	H

* - indicates frequency in CFR47 Pt 15 / IC RSS-Restricted Band
PK-U - U-NII: Maximum Peak
ADR - U-NII AD primary method, RMS average

UL LLC.
47173 Benicia Street, Fremont, CA 94538; USA. TEL:(510) 319-4000 FAX:(510) 661-0888
This report shall not be reproduced except in full, without the written approval of UL LLC.

80MHz

UNII-2a (MIMO CDD)	Channel Frequency (MHz)	Ant. #	Frequency (GHz)	Meter Reading (dBuV)	Det	AF (dB/m)	Amp/Cbl/ Fltr/Pad (dB)	DCCF (dB)	Corrected Reading (dBuV/m)	Avg Limit (dBuV/m)	Avg Margin (dB)	Pk Limit (dBuV/m)	Pk Margin (dB)	Azimuth (Degs)	Height (cm)	Polarity
11n/ac (Highest Power)	5290	6 + 5	2.006349	58.23	PK-U	31.7	-46.73	0	43.2	-	-	68.2	-25	297	143	H
			2.006887	58.24	PK-U	31.7	-46.79	0	43.15	-	-	68.2	-25.05	226	161	V
			6.435951	54.09	PK-U	35.9	-41.9	0	48.09	-	-	68.2	-20.11	57	221	H
			6.445654	54.11	PK-U	35.9	-41.9	0	48.11	-	-	68.2	-20.09	92	165	V
			10.260169	53.67	PK-U	38.5	-40.22	0	51.95	-	-	68.2	-16.25	245	134	V
			10.300356	52.89	PK-U	38.5	-40.5	0	50.89	-	-	68.2	-17.31	184	224	H

* - indicates frequency in CFR47 Pt 15 / IC RSS-Restricted Band
PK-U - U-NII: Maximum Peak
ADR - U-NII AD primary method, RMS average

160MHz

Note: Please see UNII Band 1

UL LLC.
47173 Benicia Street, Fremont, CA 94538; USA. TEL:(510) 319-4000 FAX:(510) 661-0888
This report shall not be reproduced except in full, without the written approval of UL LLC.

HARMONICS AND SPURIOUS EMISSIONS (LOW CHANNEL / 5260MHz)

LOW CHANNEL RESULTS

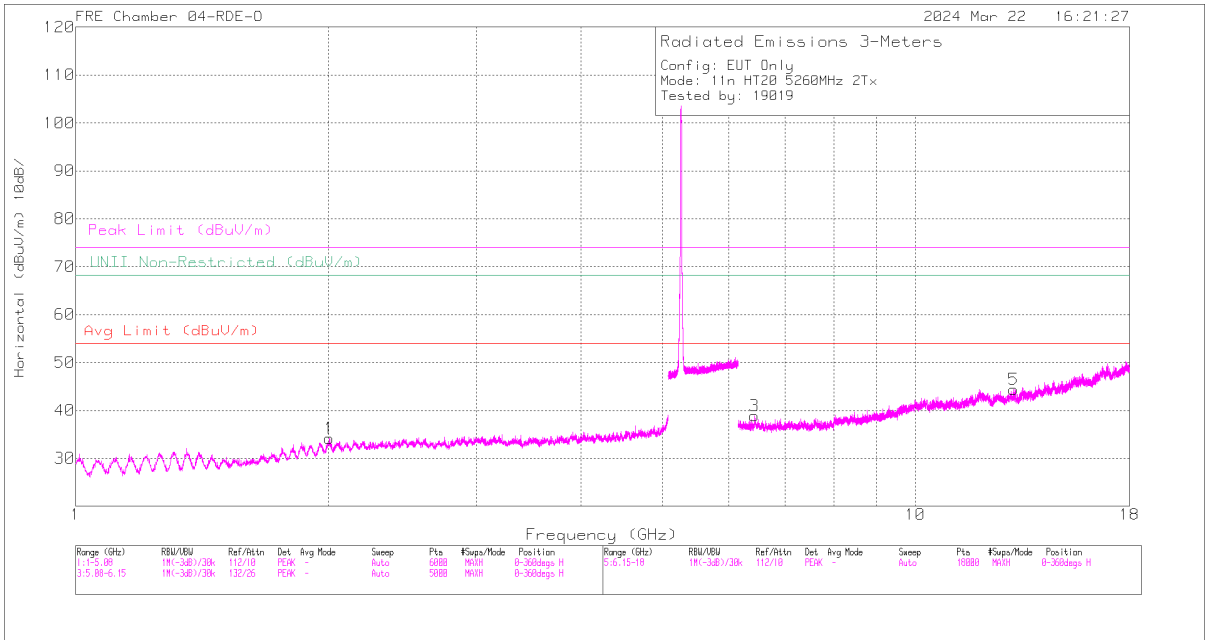

HORIZONTAL

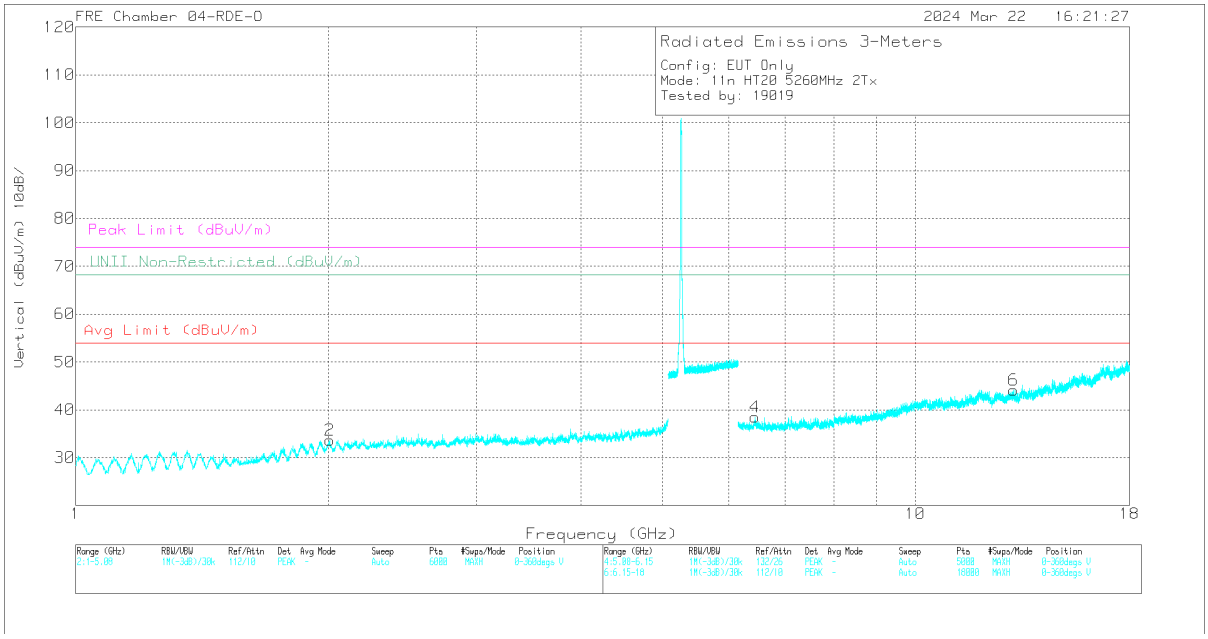

VERTICAL

UL LLC.
47173 Benicia Street, Fremont, CA 94538; USA. TEL:(510) 319-4000 FAX:(510) 661-0888
This report shall not be reproduced except in full, without the written approval of UL LLC.

RADIATED EMISSIONS

Marker	Frequency (GHz)	Meter Reading (dBuV)	Det	80402 ACF (dB/m)	DCCF (dB)	Gain/Loss (dB)	Corrected Reading (dBuV/m)	Avg Limit (dBuV/m)	Margin (dB)	Peak Limit (dBuV/m)	PK Margin (dB)	Azimuth (Degs)	Height (cm)	Polarity
1	2.004847	58.4	PK-U	31.7	0	-47.56	42.54	-	-	68.2	-25.66	180	183	H
2	2.006248	58.54	PK-U	31.7	0	-47.64	42.6	-	-	68.2	-25.6	81	248	V
3	6.435129	53.32	PK-U	35.9	0	-44.86	44.36	-	-	68.2	-23.84	234	181	H
4	6.444437	53.94	PK-U	35.9	0	-44.69	45.15	-	-	68.2	-23.05	240	286	V
6	13.089735	52.93	PK-U	39.1	0	-42.84	49.19	-	-	68.2	-19.01	137	231	V
5	13.095117	53.06	PK-U	39	0	-43	49.06	-	-	68.2	-19.14	135	200	H

* - indicates frequency in CFR47 Pt 15 / IC RSS-Restricted Band
Pk - Peak detector
RMS - RMS detection

UL LLC.
47173 Benicia Street, Fremont, CA 94538; USA. TEL:(510) 319-4000 FAX:(510) 661-0888
This report shall not be reproduced except in full, without the written approval of UL LLC.

1.1.16. 802.11be MIMO MODE IN UNII-2A BAND – SPURIOUS EMISSIONS

20MHz

UNII-2a (MIMO CDD)	Channel Frequency (MHz)	Ant. #	Frequency (GHz)	Meter Reading (dBuV)	Det	AF (dB/m)	Amp/Cbl/ Fltr/Pad (dB)	DCCF (dB)	Correct Reading (dBuV/m)	Avg Limit (dBuV/m)	Avg Margin (dB)	Pk Limit (dBuV/m)	Pk Margin (dB)	Azimuth (Degs)	Height (cm)	Polarity
11be (SU Mode / Highest Power)	5260	6 + 5	* 2.280203	61.75	PK-U	31.8	-49.68	0	43.87	-	-	74	-30.13	309	156	H
			* 2.280819	49.79	ADR	31.8	-49.77	0	31.82	54	-22.18	-	-	309	156	H
			* 2.27387	60.62	PK-U	31.8	-49.69	0	42.73	-	-	74	-31.27	260	197	V
			* 2.274526	49.78	ADR	31.8	-49.67	0	31.91	54	-22.09	-	-	260	197	V
			* 8.4183	55.42	PK-U	35.9	-45.18	0	46.14	-	-	74	-27.86	317	123	H
			* 8.419474	44.14	ADR	35.9	-45.23	0	34.81	54	-19.19	-	-	317	123	H
			* 11.860566	54.99	PK-U	39.1	-44.2	0	49.89	-	-	74	-24.11	280	181	H
			* 11.862616	43.25	ADR	39.1	-44.3	0	38.05	54	-15.95	-	-	280	181	H
			* 8.426658	55.7	PK-U	35.8	-45.29	0	46.21	-	-	74	-27.79	159	118	V
			* 8.425904	44.02	ADR	35.8	-45.34	0	34.48	54	-19.52	-	-	159	118	V
			* 11.856226	55.14	PK-U	39.1	-44.29	0	49.95	-	-	74	-24.05	245	173	V
			* 11.858493	43.15	ADR	39.1	-44.21	0	38.04	54	-15.96	-	-	245	173	V
	5300	6 + 5	* 8.486133	55.69	PK-U	35.8	-45.22	0	46.27	-	-	74	-27.73	329	191	H
			* 8.487328	43.88	ADR	35.8	-45.1	0	34.58	54	-19.42	-	-	329	191	H
			* 8.464971	55.6	PK-U	35.8	-45.25	0	46.15	-	-	74	-27.85	260	398	V
			* 8.465413	44.02	ADR	35.8	-45.27	0	34.55	54	-19.45	-	-	260	398	V
			2.426023	59.86	PK-U	32.2	-49.43	0	42.63	-	-	68.2	-25.57	210	159	V
			2.433836	60.56	PK-U	32.2	-49.73	0	43.03	-	-	68.2	-25.17	198	110	H
			13.730412	55.66	PK-U	39.1	-44.63	0	50.13	-	-	68.2	-18.07	218	293	H
			13.736109	55.99	PK-U	39.1	-44.66	0	50.43	-	-	68.2	-17.77	300	119	V
	5320	6 + 5	2.443472	60.58	PK-U	32.2	-49.65	0	43.13	-	-	68.2	-25.07	193	107	V
			2.449061	61.35	PK-U	32.2	-49.74	0	43.81	-	-	68.2	-24.39	13	267	H
			* 7.557808	56.88	PK-U	35.8	-46.43	0	46.25	-	-	74	-27.75	172	114	H
			* 7.557875	45.22	ADR	35.8	-46.43	0	34.59	54	-19.41	-	-	172	114	H
			* 7.595969	56.37	PK-U	35.8	-45.86	0	46.31	-	-	74	-27.69	316	199	V
			* 7.596679	44.78	ADR	35.8	-45.87	0	34.71	54	-19.29	-	-	316	199	V
			14.699905	55.53	PK-U	39.9	-44.19	0	51.24	-	-	68.2	-16.96	337	196	H
			14.744117	55.35	PK-U	40	-44.47	0	50.88	-	-	68.2	-17.32	126	168	V
11be (RU 52 / Index 38 Highest PSD)	5260 (Low Index)	6 + 5	* 7.366487	56.92	PK-U	35.8	-45.94	0	46.78	-	-	74	-27.22	356	233	V
			* 7.366651	45.81	ADR	35.8	-45.93	0	35.68	54	-18.32	-	-	356	233	V
			6.242623	58.43	PK-U	35.5	-45.32	0	48.61	-	-	68.2	-19.59	6	108	H
			6.571352	57.96	PK-U	35.8	-45.79	0	47.97	-	-	68.2	-20.23	336	213	V
			6.571838	57.93	PK-U	35.8	-45.78	0	47.95	-	-	68.2	-20.25	9	221	H
			10.51086	59.48	PK-U	37.6	-45.07	0	52.01	-	-	68.2	-16.19	264	105	V
			10.515545	63.66	PK-U	37.6	-44.98	0	56.28	-	-	68.2	-11.92	324	236	H
	5300 (Mid Index)	6 + 5	* 15.900611	53.97	PK-U	40.9	-41.74	0	53.13	-	-	74	-20.87	331	312	V
			* 15.900879	42.35	ADR	40.9	-41.74	0	41.51	54	-12.49	-	-	331	312	V
			6.289724	57.42	PK-U	35.5	-45.05	0	47.87	-	-	68.2	-20.33	5	323	H
			6.620194	57.76	PK-U	35.8	-45.35	0	48.21	-	-	68.2	-19.99	337	277	V
			6.620231	58.05	PK-U	35.8	-45.35	0	48.5	-	-	68.2	-19.7	359	166	H
			10.591868	62.73	PK-U	37.7	-45.16	0	55.27	-	-	68.2	-12.93	310	131	H
			10.592795	59.93	PK-U	37.7	-45.16	0	52.47	-	-	68.2	-15.73	316	266	V
	5320 (High Index)	6 + 5	* 10.632206	63.33	PK-U	37.8	-43.82	0	57.31	-	-	74	-16.69	36	107	H
			* 10.633764	52.63	ADR	37.8	-43.9	0	46.53	54	-7.47	-	-	36	107	H
			* 10.636083	63.27	PK-U	37.8	-43.9	0	57.17	-	-	74	-16.83	41	111	H
			* 10.634032	52.75	ADR	37.8	-43.9	0	46.65	54	-7.35	-	-	41	111	H
			* 10.632332	62.06	PK-U	37.8	-43.83	0	56.03	-	-	74	-17.97	38	161	H
			* 10.633366	52.05	ADR	37.8	-43.9	0	45.95	54	-8.05	-	-	38	161	H
			* 10.635965	56.61	PK-U	37.8	-43.9	0	50.51	-	-	74	-23.49	160	277	V
			* 10.637167	44.65	ADR	37.8	-43.9	0	38.55	54	-15.45	-	-	160	277	V
			* 10.631853	60.53	PK-U	37.8	-43.81	0	54.52	-	-	74	-19.48	34	139	V
			* 10.633767	49.38	ADR	37.8	-43.9	0	43.28	54	-10.72	-	-	34	139	V
			6.270313	56.05	PK-U	35.3	-43.9	0	46.65	-	-	68.2	-21.55	94	274	V
			6.27366	55.9	PK-U	35.3	-44.7	0	46.5	-	-	68.2	-21.7	357	200	V
			6.277864	56.04	PK-U	35.3	-44.79	0	46.55	-	-	68.2	-21.65	272	389	V
			6.313696	59.15	PK-U	35.3	-44.9	0	49.55	-	-	68.2	-18.65	106	142	H
			6.313759	59.16	PK-U	35.3	-44.9	0	49.56	-	-	68.2	-18.64	105	109	H
			6.646031	59.2	PK-U	35.6	-45.3	0	49.5	-	-	68.2	-18.7	103	106	H
			6.646093	58.8	PK-U	35.6	-45.3	0	49.1	-	-	68.2	-19.1	43	109	V
			6.6467	58.97	PK-U	35.6	-45.3	0	49.27	-	-	68.2	-18.93	357	105	H
			6.647013	58.21	PK-U	35.6	-45.3	0	48.51	-	-	68.2	-19.69	36	107	V

* - indicates frequency in CFR47 Pt 15 / IC RSS-Restricted Band
PK-U - U-NII: Maximum Peak
ADR - U-NII AD primary method, RMS average

UL LLC.
47173 Benicia Street, Fremont, CA 94538; USA. TEL:(510) 319-4000 FAX:(510) 661-0888
This report shall not be reproduced except in full, without the written approval of UL LLC.

40MHz

UNII-2a (MIMO CDD)	Channel Frequency (MHz)	Ant. #	Frequency (GHz)	Meter Reading (dBuV)	Det	AF (dB/m)	Amp/Cbl/ Fltr/Pad (dB)	DCCF (dB)	Corrected Reading (dBuV/m)	Avg Limit (dBuV/m)	Avg Margin (dB)	Pk Limit (dBuV/m)	Pk Margin (dB)	Azimuth (Degs)	Height (cm)	Polarity
11be (SU Mode / Highest Power)	5270	6 + 5	* 2.789914	59.17	PK-U	32.6	-49.52	0	42.25	-	-	74	-31.75	228	252	H
			* 2.789615	48.04	ADR	32.6	-49.52	0.1	31.22	54	-22.78	-	-	228	252	H
			* 2.794051	59.1	PK-U	32.7	-49.48	0	42.32	-	-	74	-31.68	333	143	V
			* 2.794928	47.69	ADR	32.7	-49.48	0.1	31.01	54	-22.99	-	-	333	143	V
			* 7.521153	57.96	PK-U	35.6	-47.65	0	45.91	-	-	74	-28.09	176	124	H
			* 7.521156	46.53	ADR	35.6	-47.65	0.1	34.58	54	-19.42	-	-	176	124	H
			* 11.943453	56.84	PK-U	39.2	-45.71	0	50.33	-	-	74	-23.67	51	317	H
			* 11.9436	45.57	ADR	39.2	-45.71	0.1	39.16	54	-14.84	-	-	51	317	H
			* 7.517836	57.61	PK-U	35.6	-47.59	0	45.62	-	-	74	-28.38	15	396	V
			* 7.517614	46.3	ADR	35.6	-47.59	0.1	34.41	54	-19.59	-	-	15	396	V
			* 11.952523	57.11	PK-U	39.2	-45.69	0	50.62	-	-	74	-23.38	109	364	V
			* 11.95149	45.53	ADR	39.2	-45.7	0.1	39.13	54	-14.87	-	-	109	364	V
	5310	6 + 5	* 2.885055	60.56	PK-U	32.8	-49.41	0	43.95	-	-	74	-30.05	327	204	H
			* 2.884543	48.6	ADR	32.8	-49.41	0.1	32.09	54	-21.91	-	-	327	204	H
			* 2.881737	60.5	PK-U	32.8	-49.43	0	43.87	-	-	74	-30.13	208	232	V
			* 2.880831	48.61	ADR	32.8	-49.44	0.1	32.07	54	-21.93	-	-	208	232	V
			* 7.495355	57.89	PK-U	35.6	-47.31	0	46.18	-	-	74	-27.82	342	226	H
			* 7.497643	46.16	ADR	35.6	-47.29	0.1	34.57	54	-19.43	-	-	342	226	H
			* 12.407905	56.97	PK-U	39.1	-45.12	0	50.95	-	-	74	-23.05	234	170	H
			* 12.409808	45.4	ADR	39.1	-45.1	0.1	39.5	54	-14.5	-	-	234	170	H
			* 7.492115	57.57	PK-U	35.6	-47.38	0	45.79	-	-	74	-28.21	121	135	V
			* 7.493769	46.18	ADR	35.6	-47.35	0.1	34.53	54	-19.47	-	-	121	135	V
			* 12.39798	57.14	PK-U	39.1	-45.33	0	50.91	-	-	74	-23.09	157	358	V
			* 12.398307	45.39	ADR	39.1	-45.32	0.1	39.27	54	-14.73	-	-	157	358	V
11be (RU 52 / Index 38 Highest PSD)	5270	6 + 5	6.246201	59.5	PK-U	35.5	-45.38	0	49.62	-	-	68.2	-18.58	14	117	H
			6.573666	58.31	PK-U	35.8	-45.71	0	48.4	-	-	68.2	-19.8	319	101	V
			6.573964	58.84	PK-U	35.8	-45.7	0	48.94	-	-	68.2	-19.26	1	111	H
			10.514071	64.25	PK-U	37.6	-44.99	0	56.86	-	-	68.2	-11.34	318	133	H
			10.514111	61.7	PK-U	37.6	-44.99	0	54.31	-	-	68.2	-13.89	316	224	V
			12.836298	53.63	PK-U	39.3	-42.71	0	50.22	-	-	68.2	-17.98	306	342	V
	5310	6 + 5	* 16.022687	57.55	PK-U	40.4	-42.6	0	55.35	-	-	74	-18.65	360	101	V
			* 16.02612	46.16	ADR	40.4	-42.5	0.1	44.16	54	-9.84	-	-	360	101	V
			6.292009	56.86	PK-U	35.3	-44.8	0	47.36	-	-	68.2	-20.84	360	101	H
			6.624968	56.28	PK-U	35.5	-45.3	0	46.48	-	-	68.2	-21.72	360	101	V
			6.626446	56.92	PK-U	35.5	-45.2	0	47.22	-	-	68.2	-20.98	360	101	H
			10.595052	56.93	PK-U	37.7	-43.7	0	50.93	-	-	68.2	-17.27	360	101	V
			10.595054	56.72	PK-U	37.7	-43.7	0	50.72	-	-	68.2	-17.48	360	101	H

* - indicates frequency in CFR47 Pt 15 / IC RSS-Restricted Band
Pk - Peak detector
RMS - RMS detection

UL LLC.
47173 Benicia Street, Fremont, CA 94538; USA. TEL:(510) 319-4000 FAX:(510) 661-0888
This report shall not be reproduced except in full, without the written approval of UL LLC.

80MHz

UNII-2a (MIMO CDD)	Channel Frequency (MHz)	Ant. #	Frequency (GHz)	Meter Reading (dBuV)	Det	AF (dB/m)	Amp/Cbl/ Fltr/Pad (dB)	DCCF (dB)	Corrected Reading (dBuV/m)	Avg Limit (dBuV/m)	Avg Margin (dB)	Pk Limit (dBuV/m)	Pk Margin (dB)	Azimuth (Degs)	Height (cm)	Polarity
11be (SU Mode / Highest Power)	5290	6 + 5	3.002933	50.09	Pk	32.8	-48.23	0	34.66	-	-	68.2	-33.54	0-360	200	V
			3.290621	48.47	Pk	32.7	-47.27	0	33.9	-	-	68.2	-34.3	0-360	99	H
			* 4.383562	48.45	Pk	33.6	-47.34	0	34.71	-	-	74	-39.29	0-360	200	V
			6.54173	47.5	Pk	35.6	-45.27	0	37.83	-	-	68.2	-30.37	0-360	100	H
			* 7.554303	46.94	Pk	35.8	-45.84	0	36.9	-	-	74	-37.1	0-360	100	H
			* 8.300236	46.2	Pk	35.8	-44.7	0	37.3	-	-	74	-36.7	0-360	200	V
11be (RU 242 / Index 61 Highest PSD)	5290	6 + 5	2.40149	60.48	PK-U	32.3	-49.98	0	42.8	-	-	68.2	-25.4	2	306	H
			2.477772	60.29	PK-U	32.4	-49.56	0	43.13	-	-	68.2	-25.07	355	181	V
			6.637552	58.41	PK-U	35.7	-45.32	0	48.79	-	-	68.2	-19.41	358	105	H
			6.706509	55.62	PK-U	35.7	-45.32	0	46	-	-	68.2	-22.2	299	207	V
			* 11.413048	42.32	ADR	37.8	-43.53	0	36.59	54	-17.41	-	-	232	400	H
			* 11.414646	54.13	PK-U	37.8	-43.53	0	48.4	-	-	74	-25.6	232	400	H
			* 11.592996	42.56	ADR	38	-43.48	0	37.08	54	-16.92	-	-	356	327	V
			* 11.596853	54.01	PK-U	38	-43.49	0	48.52	-	-	74	-25.48	356	327	V

* - indicates frequency in CFR47 Pt 15 / IC RSS-Restricted Band
PK-U - U-NII: Maximum Peak
ADR - U-NII AD primary method, RMS average

160MHz

Note: Please see UNII-1 Band

UL LLC.
47173 Benicia Street, Fremont, CA 94538; USA. TEL:(510) 319-4000 FAX:(510) 661-0888
This report shall not be reproduced except in full, without the written approval of UL LLC.

HARMONICS AND SPURIOUS EMISSIONS (LOW CHANNEL / 5260MHz)

SU Mode, LOW CHANNEL RESULTS

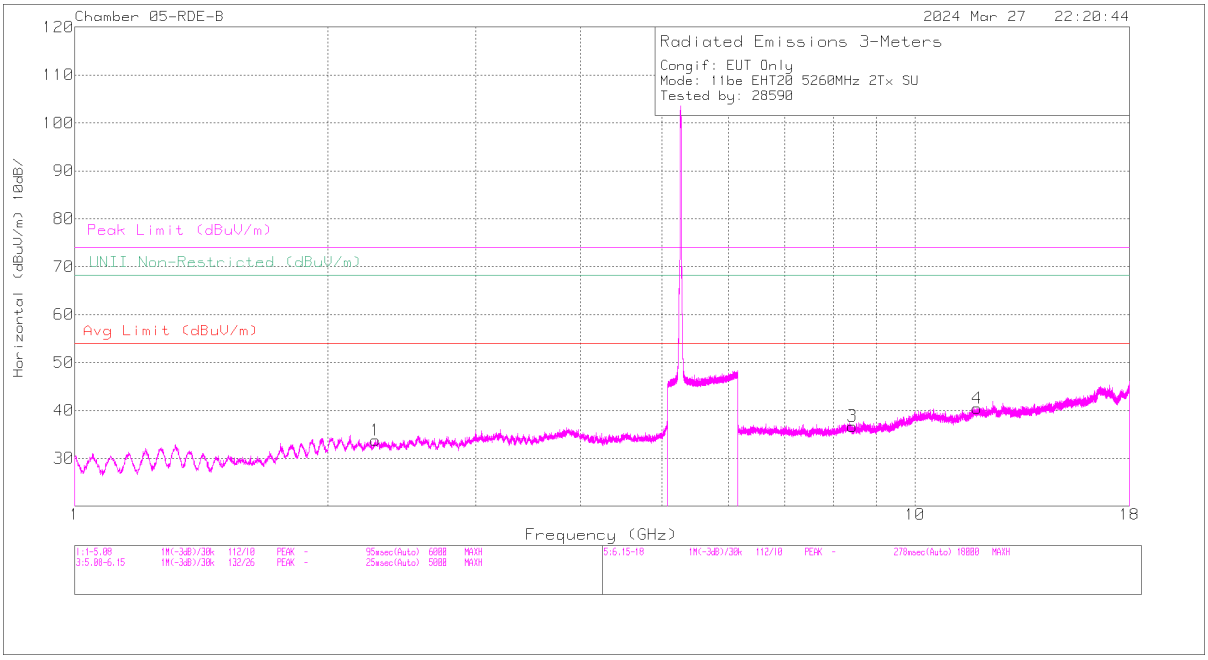

HORIZONTAL

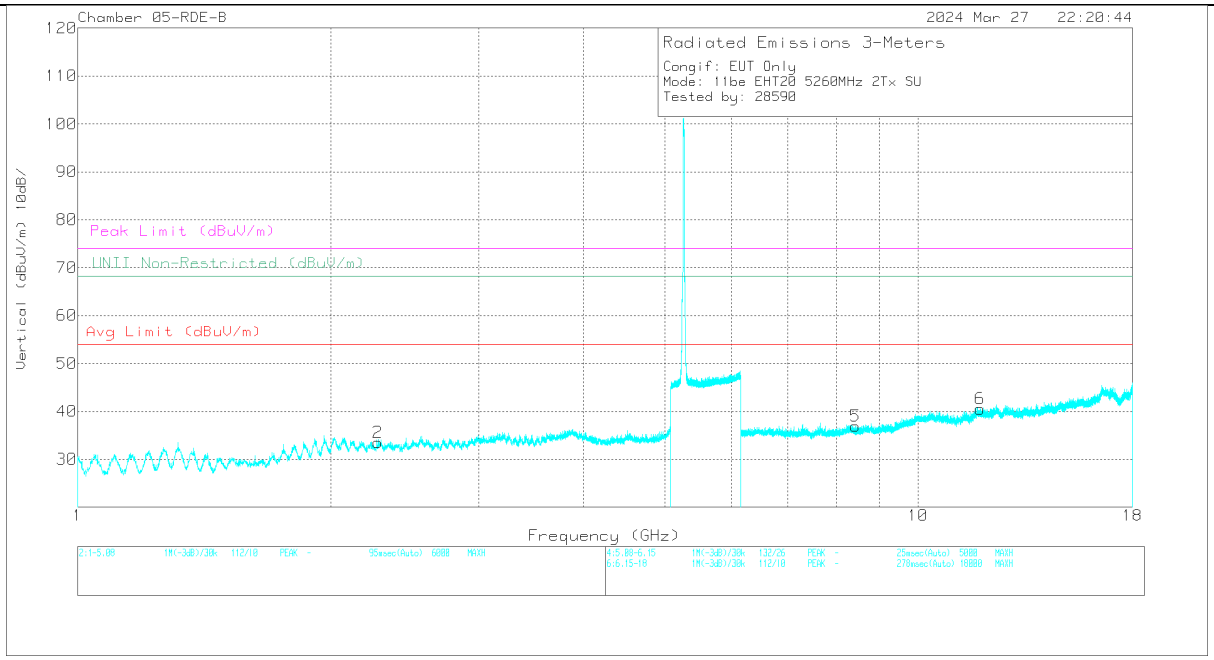

VERTICAL

UL LLC.
47173 Benicia Street, Fremont, CA 94538; USA. TEL:(510) 319-4000 FAX:(510) 661-0888

This report shall not be reproduced except in full, without the written approval of UL LLC.

RADIATED EMISSIONS

Marker	Frequency (GHz)	Meter Reading (dBuV)	Det	80707 ACF (dB/m)	DCCF (dB)	Gain/Loss (dB)	Corrected Reading (dBuV/m)	Avg Limit (dBuV/m)	Margin (dB)	Peak Limit (dBuV/m)	PK Margin (dB)	Azimuth (Degs)	Height (cm)	Polarity
1	* 2.280203	61.75	PK-U	31.8	0	-49.68	43.87	-	-	74	-30.13	309	156	H
1	* 2.280819	49.79	ADR	31.8	0	-49.77	31.82	54	-22.18	-	-	309	156	H
2	* 2.27387	60.62	PK-U	31.8	0	-49.69	42.73	-	-	74	-31.27	260	197	V
2	* 2.274526	49.78	ADR	31.8	0	-49.67	31.91	54	-22.09	-	-	260	197	V
3	* 8.4183	55.42	PK-U	35.9	0	-45.18	46.14	-	-	74	-27.86	317	129	H
3	* 8.419474	44.14	ADR	35.9	0	-45.23	34.81	54	-19.19	-	-	317	129	H
4	* 11.860566	54.99	PK-U	39.1	0	-44.2	49.89	-	-	74	-24.11	280	181	H
4	* 11.862616	43.25	ADR	39.1	0	-44.3	38.05	54	-15.95	-	-	280	181	H
5	* 8.426658	55.7	PK-U	35.8	0	-45.29	46.21	-	-	74	-27.79	159	118	V
5	* 8.425904	44.02	ADR	35.8	0	-45.34	34.48	54	-19.52	-	-	159	118	V
6	* 11.856226	55.14	PK-U	39.1	0	-44.29	49.95	-	-	74	-24.05	245	173	V
6	* 11.858493	43.15	ADR	39.1	0	-44.21	38.04	54	-15.96	-	-	245	173	V

* - indicates frequency in CFR47 Pt 15 / IC RSS-Restricted Band
Pk - Peak detector
RMS - RMS detection

UL LLC.
47173 Benicia Street, Fremont, CA 94538; USA. TEL:(510) 319-4000 FAX:(510) 661-0888
This report shall not be reproduced except in full, without the written approval of UL LLC.

1.1.17. 802.11n/ac SISO MODE IN UNII-2C BAND – BANDEDGES

UNII-2c (SISO)	Channel Frequency (MHz)	Ant. #	Frequency (GHz)	Meter Reading (dBuV)	Det	AF (dB/m)	Amp/Cbl/ Fltr/Pad (dB)	DCCF (dB)	Correct Reading (dBuV/m)	Avg Limit (dBuV/m)	Avg Margin (dB)	Pk Limit (dBuV/m)	Pk Margin (dB)	Azimuth (Degs)	Height (cm)	Polarity
HT20	5500	6	* 5.405599	30.24	RMS	34.6	-24.19	0.39	41.04	54	-12.96	-	-	219	343	H
			* 5.405599	30.24	RMS	34.6	-24.19	0.39	41.04	54	-12.96	-	-	219	343	H
			* 5.412155	43.03	Pk	34.6	-24.15	0	53.48	-	-	74	-20.52	219	343	H
			* 5.46	39.96	Pk	34.6	-24.18	0	50.38	-	-	68.2	-17.82	219	343	H
			* 5.46	28.71	RMS	34.6	-24.18	0.39	39.52	54	-14.48	-	-	219	343	H
			5.469554	46.04	Pk	34.6	-24.16	0	56.48	-	-	68.2	-11.72	219	343	H
			5.47	43.37	Pk	34.6	-24.15	0	53.82	-	-	68.2	-14.38	219	343	H
			* 5.416155	33.65	RMS	34.6	-24.15	0.39	44.49	54	-9.51	-	-	188	120	V
			* 5.416155	33.65	RMS	34.6	-24.15	0.39	44.49	54	-9.51	-	-	188	120	V
			* 5.459332	46.73	Pk	34.6	-24.17	0	57.16	-	-	74	-16.84	188	120	V
			* 5.46	44.28	Pk	34.6	-24.18	0	54.7	-	-	68.2	-13.5	188	120	V
			* 5.46	32.12	RMS	34.6	-24.18	0.39	42.93	54	-11.07	-	-	188	120	V
			5.469932	52.72	Pk	34.6	-24.15	0	63.17	-	-	68.2	-5.03	188	120	V
			5.47	52.46	Pk	34.6	-24.15	0	62.91	-	-	68.2	-5.29	188	120	V
	5700		5.725	39.51	Pk	34.7	-24.05	0	50.16	-	-	68.2	-18.04	182	103	H
			5.756782	41.62	Pk	34.7	-23.95	0	52.37	-	-	68.2	-15.83	182	103	H
			5.725	50.01	Pk	34.7	-24.05	0	60.66	-	-	68.2	-7.54	202	106	V
			5.725799	52.4	Pk	34.7	-24.04	0	63.06	-	-	68.2	-5.14	202	106	V
	5500	5	* 5.456488	45.51	Pk	34.6	-24.21	0	55.9	-	-	74	-18.1	136	108	H
			* 5.459821	30.41	RMS	34.6	-24.18	0.39	41.22	54	-12.78	-	-	136	108	H
			* 5.459821	30.41	RMS	34.6	-24.18	0.39	41.22	54	-12.78	-	-	136	108	H
			* 5.46	43.26	Pk	34.6	-24.18	0	53.68	-	-	68.2	-14.52	136	108	H
			* 5.46	29.99	RMS	34.6	-24.18	0.39	40.8	54	-13.2	-	-	136	108	H
			5.469443	51.16	Pk	34.6	-24.17	0	61.59	-	-	68.2	-6.61	136	108	H
			5.47	49.59	Pk	34.6	-24.15	0	60.04	-	-	68.2	-8.16	136	108	H
			* 5.395711	31.23	RMS	34.6	-24.2	0.39	42.02	54	-11.98	-	-	170	150	V
			* 5.395711	31.23	RMS	34.6	-24.2	0.39	42.02	54	-11.98	-	-	170	150	V
			* 5.459821	48.15	Pk	34.6	-24.18	0	58.57	-	-	74	-15.43	170	150	V
			* 5.46	47.54	Pk	34.6	-24.18	0	57.96	-	-	68.2	-10.24	170	150	V
			* 5.46	30.49	RMS	34.6	-24.18	0.39	41.3	54	-12.7	-	-	170	150	V
			5.46931	52.79	Pk	34.6	-24.17	0	63.22	-	-	68.2	-4.98	170	150	V
			5.47	50.39	Pk	34.6	-24.15	0	60.84	-	-	68.2	-7.36	170	150	V
	5700		5.725	48.51	Pk	34.7	-24.05	0	59.16	-	-	68.2	-9.04	144	102	H
			5.725076	52.27	Pk	34.7	-24.05	0	62.92	-	-	68.2	-5.28	144	102	H
			5.725	47.81	Pk	34.7	-24.05	0	58.46	-	-	68.2	-9.74	39	156	V
			5.725644	48.94	Pk	34.7	-24.04	0	59.6	-	-	68.2	-8.6	39	156	V
HT40	5510	6	* 5.45651	45.07	Pk	34.6	-24.2	0	55.47	-	-	74	-18.53	213	281	H
			* 5.457999	30.62	RMS	34.6	-24.19	0.69	42.02	54	-11.98	-	-	213	281	H
			* 5.457999	30.62	RMS	34.6	-24.19	0.69	42.02	54	-11.98	-	-	213	281	H
			* 5.46	41.62	Pk	34.6	-24.18	0	52.04	-	-	68.2	-16.16	213	281	H
			* 5.46	30.53	RMS	34.6	-24.18	0.69	41.94	54	-12.06	-	-	213	281	H
			5.468554	47.05	Pk	34.6	-24.17	0	57.48	-	-	68.2	-10.72	213	281	H
			5.47	44.41	Pk	34.6	-24.15	0	54.86	-	-	68.2	-13.34	213	281	H
			* 5.456799	50.98	Pk	34.6	-24.2	0	61.38	-	-	74	-12.62	207	106	V
			* 5.459666	35.36	RMS	34.6	-24.18	0.69	46.77	54	-7.23	-	-	207	106	V
			* 5.459666	35.36	RMS	34.6	-24.18	0.69	46.77	54	-7.23	-	-	207	106	V
			* 5.46	47.98	Pk	34.6	-24.18	0	58.4	-	-	68.2	-9.8	207	106	V
			* 5.46	34.37	RMS	34.6	-24.18	0.69	45.78	54	-8.22	-	-	207	106	V
			5.46851	53	Pk	34.6	-24.17	0	63.43	-	-	68.2	-4.77	207	106	V
			5.47	51.14	Pk	34.6	-24.15	0	61.59	-	-	68.2	-6.61	207	106	V
	5670		5.725	57.87	Pk	34.7	-36.6	0	55.97	-	-	68.2	-12.23	173	316	H
			5.727645	59.23	Pk	34.7	-36.6	0	57.33	-	-	68.2	-10.87	173	316	H
			5.725	60.04	Pk	34.7	-36.6	0	58.14	-	-	68.2	-10.06	123	117	V
			5.725463	64.7	Pk	34.7	-36.6	0	62.8	-	-	68.2	-5.4	123	117	V
	5510	5	* 5.456488	45.51	Pk	34.6	-24.21	0	55.9	-	-	74	-18.1	136	108	H
			* 5.459821	30.41	RMS	34.6	-24.18	0.69	41.82	54	-12.18	-	-	136	108	H
			* 5.459821	30.41	RMS	34.6	-24.18	0.69	41.82	54	-12.18	-	-	136	108	H
			* 5.46	43.26	Pk	34.6	-24.18	0	53.68	-	-	68.2	-14.52	136	108	H
			* 5.46	29.99	RMS	34.6	-24.18	0.69	41.4	54	-12.6	-	-	136	108	H
			5.469443	51.16	Pk	34.6	-24.17	0	61.59	-	-	68.2	-6.61	136	108	H
			5.47	49.59	Pk	34.6	-24.15	0	60.04	-	-	68.2	-8.16	136	108	H
			* 5.395711	31.23	RMS	34.6	-24.2	0.69	42.62	54	-11.38	-	-	170	150	V
			* 5.395711	31.23	RMS	34.6	-24.2	0.69	42.62	54	-11.38	-	-	170	150	V
			* 5.459821	48.15	Pk	34.6	-24.18	0	58.57	-	-	74	-15.43	170	150	V
			* 5.46	47.54	Pk	34.6	-24.18	0	57.96	-	-	68.2	-10.24	170	150	V
			* 5.46	30.49	RMS	34.6	-24.18	0.69	42.2	54	-11.8	-	-	170	150	V
			5.46931	52.79	Pk	34.6	-24.17	0	63.22	-	-	68.2	-4.98	170	150	V
			5.47	50.39	Pk	34.6	-24.15	0	60.84	-	-	68.2	-7.36	170	150	V
	5670		5.725	62.79	Pk	34.6	-38.14	0	59.25	-	-	68.2	-8.95	339	109	H
			5.726299	65.07	Pk	34.6	-38.14	0	61.53	-	-	68.2	-6.67	339	109	H
			5.725	62.79	Pk	34.6	-38.14	0	59.25	-	-	68.2	-8.95	339	109	H
			5.726299	65.07	Pk	34.6	-38.14	0	61.53	-	-	68.2	-6.67	339	109	H

* - indicates frequency in CFR47 Pt 15 / IC RSS-Restricted Band
Pk - Peak detector
RMS - RMS detection

UL LLC.
47173 Benicia Street, Fremont, CA 94538; USA. TEL:(510) 319-4000 FAX:(510) 661-0888
This report shall not be reproduced except in full, without the written approval of UL LLC.

UNII-2c (SISO)	Channel Frequecy (MHz)	Ant. #	Frequency (GHz)	Meter Reading (dBuV)	Det	AF (dB/m)	Amp/Cbl/ Fltr/Pad (dB)	DCCF (dB)	Correct Reading (dBuV/m)	Avg Limit (dBuV/m)	Avg Margin (dB)	Pk Limit (dBuV/m)	Pk Margin (dB)	Azimuth (Degs)	Height (cm)	Polarity
VHT80	5530	6	* 5.455932	45.69	Pk	34.6	-24.22	0	56.07	-	-	74	-17.93	213	390	H
			* 5.456443	32.94	RMS	34.6	-24.21	1.16	44.49	54	-9.51	-	-	213	390	H
			* 5.456443	32.94	RMS	34.6	-24.21	1.16	44.49	54	-9.51	-	-	213	390	H
			* 5.46	43.54	Pk	34.6	-24.18	0	53.96	-	-	68.2	-14.24	213	390	H
			* 5.46	32.34	RMS	34.6	-24.18	1.16	43.92	54	-10.08	-	-	213	390	H
			5.467754	46.31	Pk	34.6	-24.16	0	56.75	-	-	68.2	-11.45	213	390	H
			5.47	45.56	Pk	34.6	-24.15	0	56.01	-	-	68.2	-12.19	213	390	H
			* 5.454821	39.23	RMS	34.6	-24.25	1.16	50.74	54	-3.26	-	-	193	121	V
			* 5.454821	39.23	RMS	34.6	-24.25	1.16	50.74	54	-3.26	-	-	193	121	V
			* 5.456843	51.82	Pk	34.6	-24.19	0	62.23	-	-	74	-11.77	193	121	V
			* 5.46	51.16	Pk	34.6	-24.18	0	61.58	-	-	68.2	-6.62	193	121	V
			* 5.46	38.93	RMS	34.6	-24.18	1.16	50.51	54	-3.49	-	-	193	121	V
			5.469265	52.41	Pk	34.6	-24.17	0	62.84	-	-	68.2	-5.36	193	121	V
			5.47	50.32	Pk	34.6	-24.15	0	60.77	-	-	68.2	-7.43	193	121	V
	5610		5.725	60.49	Pk	34.7	-36.6	0	58.59	-	-	68.2	-9.61	21	267	H
			5.730166	63.2	Pk	34.7	-36.5	0	61.4	-	-	68.2	-6.8	21	267	H
			5.725	62.45	Pk	34.7	-36.6	0	60.55	-	-	68.2	-7.65	343	103	V
			5.730025	65	Pk	34.7	-36.5	0	63.2	-	-	68.2	-5	343	103	V
	5530	5	* 5.449821	52.25	Pk	34.6	-24.28	0	62.57	-	-	74	-11.43	146	101	H
			* 5.457177	37.31	RMS	34.6	-24.19	1.16	48.88	54	-5.12	-	-	146	100	H
			* 5.457177	37.31	RMS	34.6	-24.19	1.16	48.88	54	-5.12	-	-	146	100	H
			* 5.46	50.05	Pk	34.6	-24.18	0	60.47	-	-	68.2	-7.73	146	101	H
			* 5.46	35.18	RMS	34.6	-24.18	1.16	46.76	54	-7.24	-	-	146	100	H
			5.46371	52.87	Pk	34.6	-24.19	0	63.28	-	-	68.2	-4.92	146	101	H
			5.47	50.89	Pk	34.6	-24.15	0	61.34	-	-	68.2	-6.86	146	101	H
			* 5.453866	51.23	Pk	34.6	-24.25	0	61.58	-	-	74	-12.42	173	301	V
			* 5.458688	36.92	RMS	34.6	-24.18	1.16	48.5	54	-5.5	-	-	173	301	V
			* 5.458688	36.92	RMS	34.6	-24.18	1.16	48.5	54	-5.5	-	-	173	301	V
			* 5.46	50.65	Pk	34.6	-24.18	0	61.07	-	-	68.2	-7.13	173	301	V
			* 5.46	34.56	RMS	34.6	-24.18	1.16	46.14	54	-7.86	-	-	173	301	V
			5.465466	52.92	Pk	34.6	-24.19	0	63.33	-	-	68.2	-4.87	173	301	V
			5.47	50.24	Pk	34.6	-24.15	0	60.69	-	-	68.2	-7.51	173	301	V
	5610		5.725	58.76	Pk	34.7	-36.6	0	56.86	-	-	68.2	-11.34	287	231	H
			5.740168	61.69	Pk	34.7	-36.5	0	59.89	-	-	68.2	-8.31	287	231	H
			5.725	58.74	Pk	34.7	-36.6	0	56.84	-	-	68.2	-11.36	353	145	V
			5.732631	61.7	Pk	34.7	-36.54	0	59.86	-	-	68.2	-8.34	353	145	V
VHT160	5570 (Low BE)	6	* 5.413933	58.58	Pk	34.5	-35.3	0	57.78	-	-	74	-16.22	182	344	H
			* 5.452532	46.7	RMS	34.4	-35.05	1.37	47.42	54	-6.58	-	-	182	344	H
			* 5.452532	46.7	RMS	34.4	-35.05	1.37	47.42	54	-6.58	-	-	182	344	H
			* 5.46	56.09	Pk	34.4	-35.1	0	55.39	-	-	68.2	-12.81	182	344	H
			* 5.46	44.87	RMS	34.4	-35.1	1.37	45.54	54	-8.46	-	-	182	344	H
			5.466399	58.67	Pk	34.4	-35.1	0	57.97	-	-	68.2	-10.23	182	344	H
			5.47	55.25	Pk	34.4	-35	0	54.65	-	-	68.2	-13.55	182	344	H
			* 5.41231	50.27	RMS	34.5	-35.23	1.37	50.91	54	-3.09	-	-	149	101	V
			* 5.41231	50.27	RMS	34.5	-35.23	1.37	50.91	54	-3.09	-	-	149	101	V
			* 5.414199	63.47	Pk	34.5	-35.28	0	62.69	-	-	74	-11.31	149	101	V
			* 5.46	59.02	Pk	34.4	-35.1	0	58.32	-	-	68.2	-9.88	149	101	V
			* 5.46	47.15	RMS	34.4	-35.1	1.37	47.82	54	-6.18	-	-	149	101	V
			5.465621	62.34	Pk	34.4	-35.06	0	61.68	-	-	68.2	-6.52	149	101	V
			5.47	57.99	Pk	34.4	-35	0	57.39	-	-	68.2	-10.81	149	101	V
	5570 (High BE)		5.725	58.29	Pk	34.7	-36.6	0	56.39	-	-	68.2	-11.81	194	361	H
			5.780061	59.15	Pk	34.8	-36.31	0	57.64	-	-	68.2	-10.56	194	361	H
			5.725	64.52	Pk	34.7	-36.6	0	62.62	-	-	68.2	-5.58	170	107	V
			5.725123	65.39	Pk	34.7	-36.6	0	63.49	-	-	68.2	-4.71	170	107	V
	5570 (Low BE)	5	* 5.414999	35.58	RMS	34.6	-24.15	1.37	47.4	54	-6.6	-	-	312	160	H
			* 5.414999	35.58	RMS	34.6	-24.15	1.37	47.4	54	-6.6	-	-	312	160	H
			* 5.455355	47.8	Pk	34.6	-24.24	0	58.16	-	-	74	-15.84	312	160	H
			* 5.46	45.09	Pk	34.6	-24.18	0	55.51	-	-	68.2	-12.69	312	160	H
			* 5.46	33.66	RMS	34.6	-24.18	1.37	45.45	54	-8.55	-	-	312	160	H
			5.46191	47.09	Pk	34.6	-24.15	0	57.54	-	-	68.2	-10.66	312	160	H
			5.47	44.12	Pk	34.6	-24.15	0	54.57	-	-	68.2	-13.63	312	160	H
			* 5.45351	39.47	RMS	34.6	-24.25	1.37	51.19	54	-2.81	-	-	36	216	V
			* 5.45351	39.47	RMS	34.6	-24.25	1.37	51.19	54	-2.81	-	-	36	216	V
			* 5.45531	51.87	Pk	34.6	-24.24	0	62.23	-	-	74	-11.77	36	216	V
			* 5.46	48.6	Pk	34.6	-24.18	0	59.02	-	-	68.2	-9.18	36	216	V
			* 5.46	37.6	RMS	34.6	-24.18	1.37	49.39	54	-4.61	-	-	36	216	V
			5.46591	51.08	Pk	34.6	-24.19	0	61.49	-	-	68.2	-6.71	36	216	V
			5.47	48.5	Pk	34.6	-24.15	0	58.95	-	-	68.2	-9.25	36	216	V
	5570 (High BE)		5.725	63.47	Pk	34.7	-36.6	0	61.57	-	-	68.2	-6.63	158	162	H
			5.725265	64.66	Pk	34.7	-36.6	0	62.76	-	-	68.2	-5.44	158	162	H
			5.725	56.35	Pk	34.7	-36.6	0	54.45	-	-	68.2	-13.75	124	145	V
			5.764874	59.11	Pk	34.7	-36.31	0	57.5	-	-	68.2	-10.7	124	145	V

* - indicates frequency in CFR47 Pt 15 / IC RSS-Restricted Band
Pk - Peak detector
RMS - RMS detection

UL LLC.
47173 Benicia Street, Fremont, CA 94538; USA. TEL:(510) 319-4000 FAX:(510) 661-0888
This report shall not be reproduced except in full, without the written approval of UL LLC.

BANDEDGE (LOW CHANNEL / 5500MHz)

HORIZONTAL RESULT

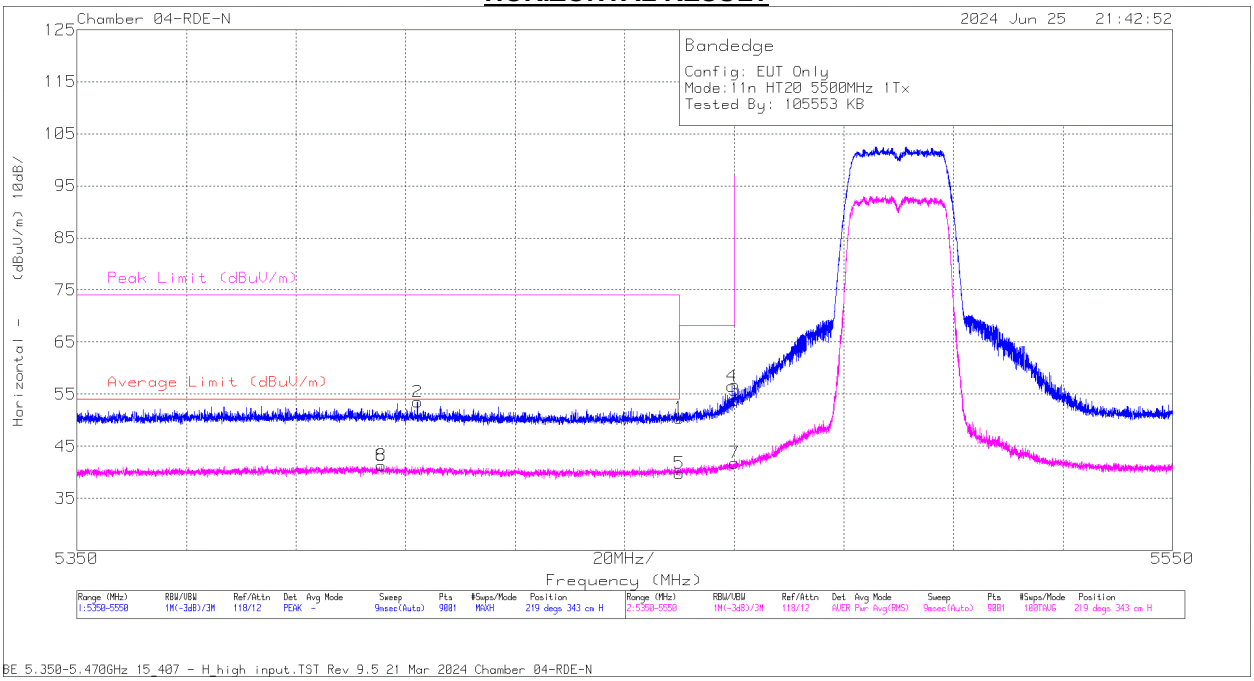

Marker	Frequency (GHz)	Meter Reading (dBuV)	Det	223083 ACF (dB/m)	DCCF (dB)	Gain/Loss (dB)	Corrected Reading (dBuV/m)	Average Limit (dBuV/m)	Margin (dB)	Peak Limit (dBuV/m)	PK Margin (dB)	Azimuth (Degs)	Height (cm)	Polarity
6	* 5.405599	30.24	RMS	34.6	0.39	-24.19	41.04	54	-12.96	-	-	219	343	H
8	* 5.405599	30.24	RMS	34.6	0.39	-24.19	41.04	54	-12.96	-	-	219	343	H
2	* 5.412155	43.03	Pk	34.6	0	-24.15	53.48	-	-	74	-20.52	219	343	H
1	* 5.46	39.96	Pk	34.6	0	-24.18	50.38	-	-	68.2	-17.82	219	343	H
5	* 5.46	28.71	RMS	34.6	0.39	-24.18	39.52	54	-14.48	-	-	219	343	H
4	5.469554	46.04	Pk	34.6	0	-24.16	56.48	-	-	68.2	-11.72	219	343	H
3	5.47	43.37	Pk	34.6	0	-24.15	53.82	-	-	68.2	-14.38	219	343	H

* - indicates frequency in CFR47 Pt 15 / IC RSS-Restricted Band
Pk - Peak detector
RMS - RMS detection

UL LLC.
47173 Benicia Street, Fremont, CA 94538; USA. TEL:(510) 319-4000 FAX:(510) 661-0888
This report shall not be reproduced except in full, without the written approval of UL LLC.

BANDEDGE (LOW CHANNEL / 5500MHz)

VERTICTAL RESULT

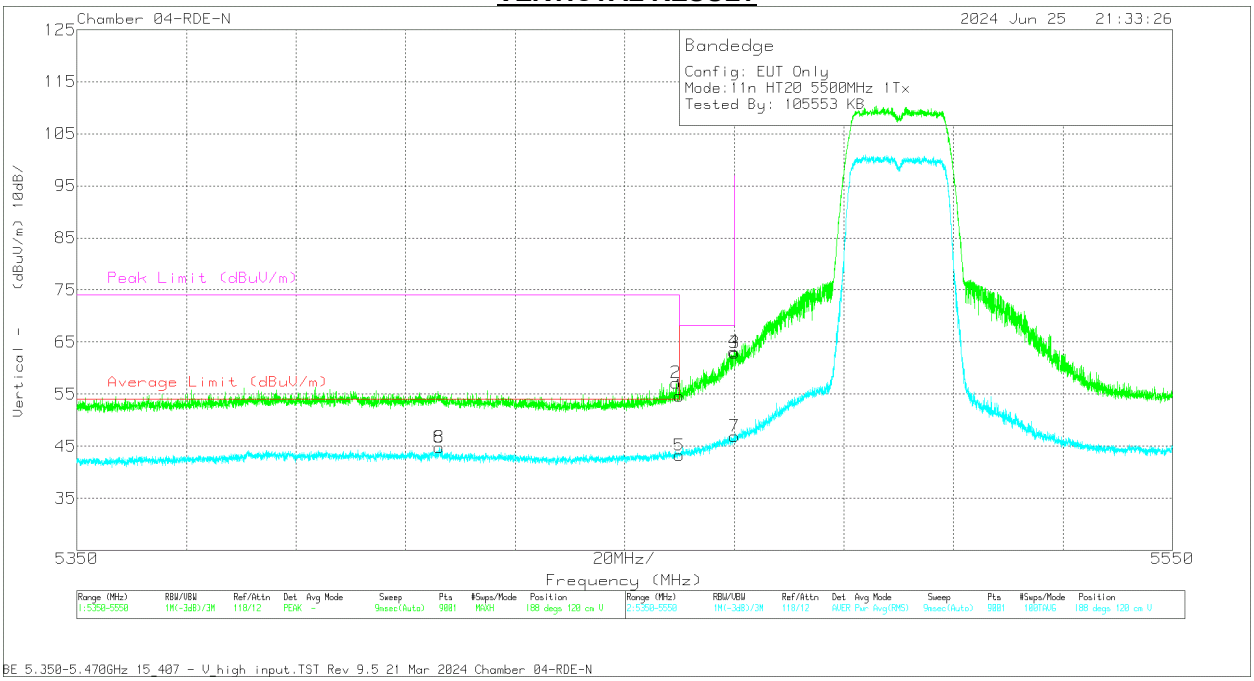

Marker	Frequency (GHz)	Meter Reading (dBuV)	Det	223083 ACF (dB/m)	DCCF (dB)	Gain/Loss (dB)	Corrected Reading (dBuV/m)	Average Limit (dBuV/m)	Margin (dB)	Peak Limit (dBuV/m)	PK Margin (dB)	Azimuth (Degs)	Height (cm)	Polarity
6	* 5.416155	33.65	RMS	34.6	0.39	-24.15	44.49	54	-9.51	-	-	188	120	V
8	* 5.416155	33.65	RMS	34.6	0.39	-24.15	44.49	54	-9.51	-	-	188	120	V
2	* 5.459332	46.73	Pk	34.6	0	-24.17	57.16	-	-	74	-16.84	188	120	V
1	* 5.46	44.28	Pk	34.6	0	-24.18	54.7	-	-	68.2	-13.5	188	120	V
5	* 5.46	32.12	RMS	34.6	0.39	-24.18	42.93	54	-11.07	-	-	188	120	V
4	5.469932	52.72	Pk	34.6	0	-24.15	63.17	-	-	68.2	-5.03	188	120	V
3	5.47	52.46	Pk	34.6	0	-24.15	62.91	-	-	68.2	-5.29	188	120	V

* - indicates frequency in CFR47 Pt 15 / IC RSS-Restricted Band
Pk - Peak detector
RMS - RMS detection

UL LLC.
47173 Benicia Street, Fremont, CA 94538; USA. TEL:(510) 319-4000 FAX:(510) 661-0888
This report shall not be reproduced except in full, without the written approval of UL LLC.

BANDEDGE (HIGH CHANNEL / 5700MHz)

HORIZONTAL RESULT

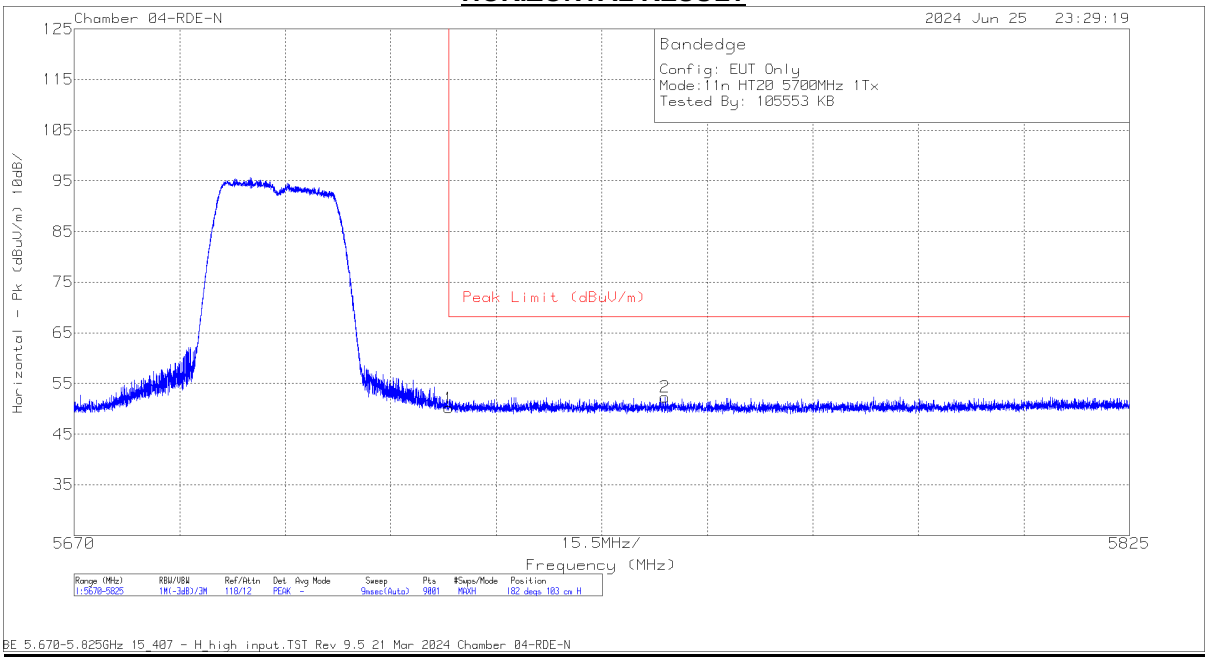

Marker	Frequency (GHz)	Meter Reading (dBuV)	Det	223083 ACF (dB/m)	DCCF (dB)	Gain/Loss (dB)	Corrected Reading (dBuV/m)	Peak Limit (dBuV/m)	PK Margin (dB)	Azimuth (Degs)	Height (cm)	Polarity
1	5.725	39.51	Pk	34.7	0	-24.05	50.16	68.2	-18.04	182	103	H
2	5.756782	41.62	Pk	34.7	0	-23.95	52.37	68.2	-15.83	182	103	H

Pk - Peak detector

UL LLC.
47173 Benicia Street, Fremont, CA 94538; USA. TEL:(510) 319-4000 FAX:(510) 661-0888
This report shall not be reproduced except in full, without the written approval of UL LLC.

BANDEDGE (HIGH CHANNEL / 5700MHz)

VERTICAL RESULT

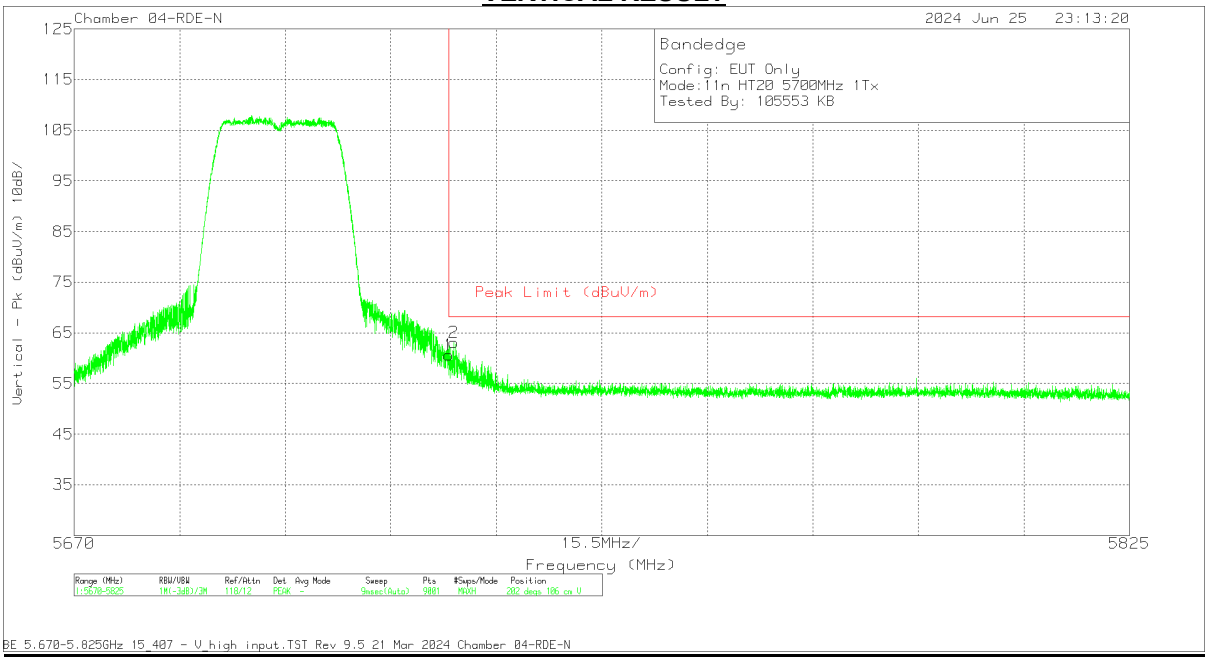

Marker	Frequency (GHz)	Meter Reading (dBuV)	Det	223083 ACF (dB/m)	DCCF (dB)	Gain/Loss (dB)	Corrected Reading (dBuV/m)	Peak Limit (dBuV/m)	PK Margin (dB)	Azimuth (Degs)	Height (cm)	Polarity
1	5.725	50.01	Pk	34.7	0	-24.05	60.66	68.2	-7.54	202	106	V
2	5.725799	52.4	Pk	34.7	0	-24.04	63.06	68.2	-5.14	202	106	V

Pk - Peak detector

UL LLC.
47173 Benicia Street, Fremont, CA 94538; USA. TEL:(510) 319-4000 FAX:(510) 661-0888
This report shall not be reproduced except in full, without the written approval of UL LLC.

1.1.18. 802.11n/ac MIMO MODE IN UNII-2C BAND – BANDEDGES

UNII-2c (MIMO CDD)	Channel Frequency (MHz)	Ant. #	Frequency (GHz)	Meter Reading (dBuV)	Det	AF (dB/m)	Amp/Cbl/Fltr/Pad (dB)	DCCF (dB)	Correct Reading (dBuV/m)	Avg Limit (dBuV/m)	Avg Margin (dB)	Pk Limit (dBuV/m)	Pk Margin (dB)	Azimuth (Degs)	Height (cm)	Polarity
HT20	5500	6 + 5	* 5.460	58.23	Pk	34.7	-36.18	0	56.75	-	-	68.2	-11.45	185	153	H
			* 5.45831	59.51	Pk	34.7	-36.16	0	58.05	-	-	74	-15.95	185	153	H
			* 5.460	46.28	RMS	34.7	-36.18	0.39	45.19	54	-8.81	-	-	185	153	H
			* 5.375978	47.41	RMS	34.7	-36.27	0.39	46.23	54	-7.77	-	-	185	153	H
			* 5.375978	47.41	RMS	34.7	-36.27	0.39	46.23	54	-7.77	-	-	185	153	H
			5.468688	64.78	Pk	34.7	-36.17	0	63.31	-	-	68.2	-4.89	185	153	H
			5.47	62.12	Pk	34.7	-36.07	0	60.75	-	-	68.2	-7.45	185	153	H
			* 5.460	56.78	Pk	34.7	-36.18	0	55.3	-	-	68.2	-12.9	84	118	V
			* 5.401444	58.95	Pk	34.7	-36.25	0	57.4	-	-	74	-16.6	84	118	V
			* 5.460	45.32	RMS	34.7	-36.18	0.39	44.23	54	-9.77	-	-	84	118	V
			* 5.373711	46.79	RMS	34.7	-36.27	0.39	45.61	54	-8.39	-	-	84	118	V
			* 5.373711	46.79	RMS	34.7	-36.27	0.39	45.61	54	-8.39	-	-	84	118	V
			5.469999	60.57	Pk	34.7	-36.07	0	59.2	-	-	68.2	-9	84	118	V
			5.47	60.51	Pk	34.7	-36.07	0	59.14	-	-	68.2	-9.06	84	118	V
	5700		5.725	64.41	Pk	34.6	-38.14	0	60.87			68.2	-7.33	350	167	H
			5.725438	66.5	Pk	34.6	-38.14	0	62.96			68.2	-5.24	350	167	H
			5.725	57.43	Pk	34.6	-38.14	0	53.89			68.2	-14.31	185	140	V
			5.820727	59.09	Pk	34.9	-37.94	0	56.05			68.2	-12.15	185	140	V
HT40	5510	6 + 5	* 5.46	61.54	Pk	34.5	-38.8	0	57.24	-	-	68.2	-10.96	18	125	H
			* 5.457866	65.9	Pk	34.5	-38.8	0	61.6	-	-	74	-12.4	18	125	H
			5.47	67.03	Pk	34.5	-38.78	0	62.75	-	-	68.2	-5.45	18	125	H
			5.469843	67.95	Pk	34.5	-38.78	0	63.67	-	-	68.2	-4.53	18	125	H
			* 5.46	49.5	RMS	34.5	-38.8	0.69	45.89	54	-8.11	-	-	18	125	H
			* 5.458332	51.5	RMS	34.5	-38.78	0.69	47.91	54	-6.09	-	-	18	125	H
			* 5.458332	51.5	RMS	34.5	-38.78	0.69	47.91	54	-6.09	-	-	18	125	H
			* 5.46	59.88	Pk	34.5	-38.8	0	55.58	-	-	68.2	-12.62	293	110	V
			* 5.457954	63.16	Pk	34.5	-38.79	0	58.87	-	-	74	-15.13	293	110	V
			5.47	62.13	Pk	34.5	-38.78	0	57.85	-	-	68.2	-10.35	293	110	V
			5.469354	64.74	Pk	34.5	-38.79	0	60.45	-	-	68.2	-7.75	293	110	V
			* 5.46	47.73	RMS	34.5	-38.8	0.69	44.12	54	-9.88	-	-	293	110	V
			* 5.459021	49.3	RMS	34.5	-38.77	0.69	45.72	54	-8.28	-	-	293	110	V
			* 5.459021	49.3	RMS	34.5	-38.77	0.69	45.72	54	-8.28	-	-	293	110	V
	5670		5.725	63.66	Pk	34.6	-38.14	0	60.12	-	-	68.2	-8.08	193	246	H
			5.725713	66.4	Pk	34.6	-38.13	0	62.87	-	-	68.2	-5.33	193	246	H
			5.725	59.61	Pk	34.6	-38.14	0	56.07	-	-	68.2	-12.13	159	362	V
			5.726127	62.35	Pk	34.6	-38.13	0	58.82	-	-	68.2	-9.38	159	362	V
VHT80	5530	6	* 5.46	63.77	Pk	34.5	-38.8	0	59.47	-	-	68.2	-8.73	192	181	H
			* 5.457554	65.45	Pk	34.5	-38.81	0	61.14	-	-	74	-12.86	192	181	H
			5.47	63.71	Pk	34.5	-38.78	0	59.43	-	-	68.2	-8.77	192	181	H
			5.463754	66.17	Pk	34.5	-38.75	0	61.92	-	-	68.2	-6.28	192	181	H
			* 5.46	52.56	RMS	34.5	-38.8	1.16	49.42	54	-4.58	-	-	192	181	H
			* 5.458777	53.87	RMS	34.5	-38.77	1.16	50.76	54	-3.24	-	-	192	181	H
			* 5.458777	53.87	RMS	34.5	-38.77	1.16	50.76	54	-3.24	-	-	192	181	H
			* 5.46	61.78	Pk	34.5	-38.8	0	57.48	-	-	68.2	-10.72	109	175	V
			* 5.440888	64.38	Pk	34.5	-38.85	0	60.03	-	-	74	-13.97	109	175	V
			5.47	63.3	Pk	34.5	-38.78	0	59.02	-	-	68.2	-9.18	109	175	V
			5.469799	65.07	Pk	34.5	-38.78	0	60.79	-	-	68.2	-7.41	109	175	V
			* 5.46	50.17	RMS	34.5	-38.8	1.16	47.03	54	-6.97	-	-	109	175	V
			* 5.458821	51.73	RMS	34.5	-38.77	1.16	48.62	54	-5.38	-	-	109	175	V
			* 5.458821	51.73	RMS	34.5	-38.77	1.16	48.62	54	-5.38	-	-	109	175	V
	5610		5.725	61.04	Pk	34.9	-35.57	0	60.37	-	-	68.2	-7.83	245	106	H
			5.729826	63.44	Pk	35	-35.55	0	62.89	-	-	68.2	-5.31	245	106	H
			5.725	56.94	Pk	34.9	-35.57	0	56.27	-	-	68.2	-11.93	195	266	V
			5.733736	59.5	Pk	35	-35.59	0	58.91	-	-	68.2	-9.29	195	266	V
VHT160	5570 (Low BE)	5	* 5.46	62.23	Pk	34.5	-38.8	0	57.93	-	-	68.2	-10.27	147	166	H
			* 5.412822	66.83	Pk	34.5	-38.88	0	62.45	-	-	74	-11.55	147	166	H
			5.47	62.32	Pk	34.5	-38.78	0	58.04	-	-	68.2	-10.16	147	166	H
			5.467377	66.85	Pk	34.5	-38.78	0	62.57	-	-	68.2	-5.63	147	166	H
			* 5.46	50.71	RMS	34.5	-38.8	1.37	47.78	54	-6.84	-	-	147	166	H
			* 5.453599	54.94	RMS	34.5	-38.8	1.37	51.39	54	-2.61	-	-	147	166	H
			* 5.453599	54.94	RMS	34.5	-38.8	1.37	51.39	54	-2.61	-	-	147	166	H
			* 5.46	60.34	Pk	34.5	-38.8	0	56.04	-	-	68.2	-12.16	119	169	V
			* 5.455399	64.06	Pk	34.5	-38.81	0	59.75	-	-	74	-14.25	119	169	V
			5.47	59.94	Pk	34.5	-38.78	0	55.66	-	-	68.2	-12.54	119	169	V
			5.46751	62.52	Pk	34.5	-38.79	0	58.23	-	-	68.2	-9.97	119	169	V
			* 5.46	49.83	RMS	34.5	-38.8	1.37	47.08	54	-6.92	-	-	119	169	V
			* 5.454843	50.93	RMS	34.5	-38.79	1.37	48.19	54	-5.81	-	-	119	169	V
			* 5.454843	50.93	RMS	34.5	-38.79	1.37	48.19	54	-5.81	-	-	119	169	V
	5570 (High BE)		5.725	61.46	Pk	34.9	-35.57	0	60.79	-	-	68.2	-7.41	238	158	H
			5.725945	63.88	Pk	34.9	-35.58	0	63.2	-	-	68.2	-5	238	158	H
			5.725	56.83	Pk	34.9	-35.57	0	56.16	-	-	68.2	-12.04	81	205	V
			5.741386	59.08	Pk	35	-35.6	0	58.48	-	-	68.2	-9.72	81	205	V

* - indicates frequency in CFR47 Pt 15 / IC RSS-Restricted Band

UL LLC.
47173 Benicia Street, Fremont, CA 94538; USA. TEL:(510) 319-4000 FAX:(510) 661-0888
This report shall not be reproduced except in full, without the written approval of UL LLC.

Pk - Peak detector
RMS - RMS detection

BANDEDGE (LOW CHANNEL / 5500MHz)

HORIZONTAL RESULT

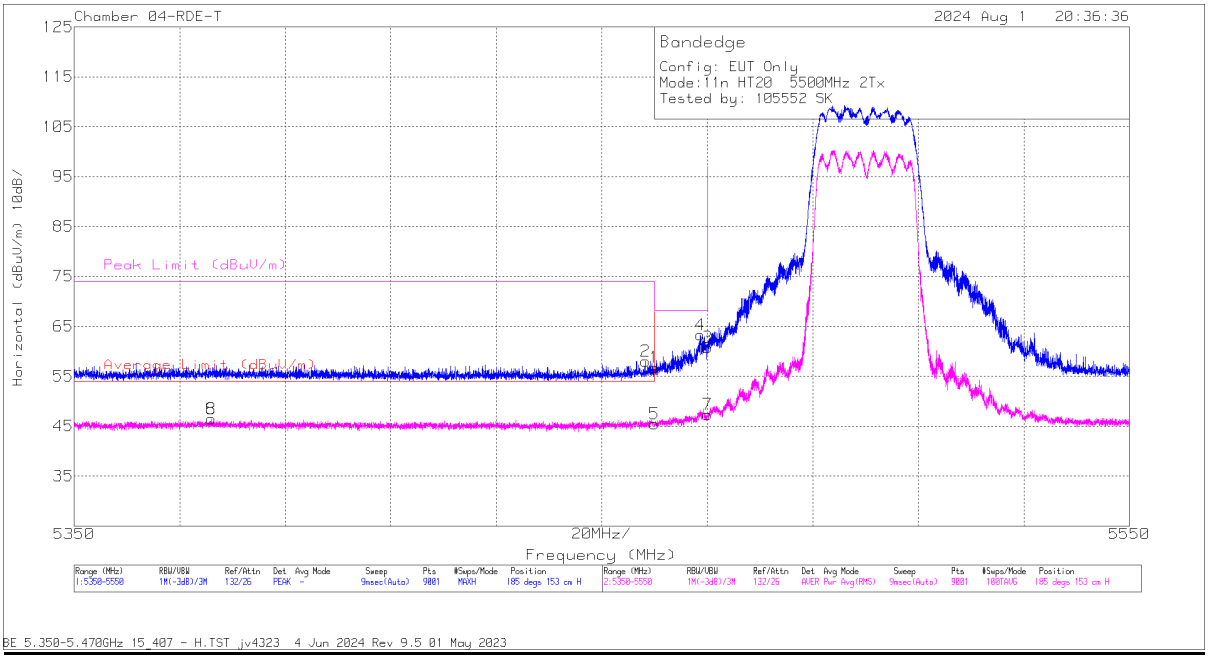

Marker	Frequency (GHz)	Meter Reading (dBuV)	Det	80430 ACF (dB/m)	DCCF (dB)	Gain/Loss (dB)	Corrected Reading (dBuV/m)	Average Limit (dBuV/m)	Margin (dB)	Peak Limit (dBuV/m)	PK Margin (dB)	Azimuth (Degs)	Height (cm)	Polarity
1	* 5.460	58.23	Pk	34.7	0	-36.18	56.75	-	-	68.2	-11.45	185	153	H
2	* 5.45831	59.51	Pk	34.7	0	-36.16	58.05	-	-	74	-15.95	185	153	H
5	* 5.460	46.28	RMS	34.7	0.39	-36.18	45.19	54	-8.81	-	-	185	153	H
6	* 5.375978	47.41	RMS	34.7	0.39	-36.27	46.23	54	-7.77	-	-	185	153	H
8	* 5.375978	47.41	RMS	34.7	0.39	-36.27	46.23	54	-7.77	-	-	185	153	H
4	5.468688	64.78	Pk	34.7	0	-36.17	63.31	-	-	68.2	-4.89	185	153	H
3	5.47	62.12	Pk	34.7	0	-36.07	60.75	-	-	68.2	-7.45	185	153	H

* - indicates frequency in CFR47 Pt 15 / IC RSS-Restricted Band
Pk - Peak detector
RMS - RMS detection

UL LLC.
47173 Benicia Street, Fremont, CA 94538; USA. TEL:(510) 319-4000 FAX:(510) 661-0888
This report shall not be reproduced except in full, without the written approval of UL LLC.

BANDEDGE (LOW CHANNEL / 5500MHz)

VERTICAL RESULT

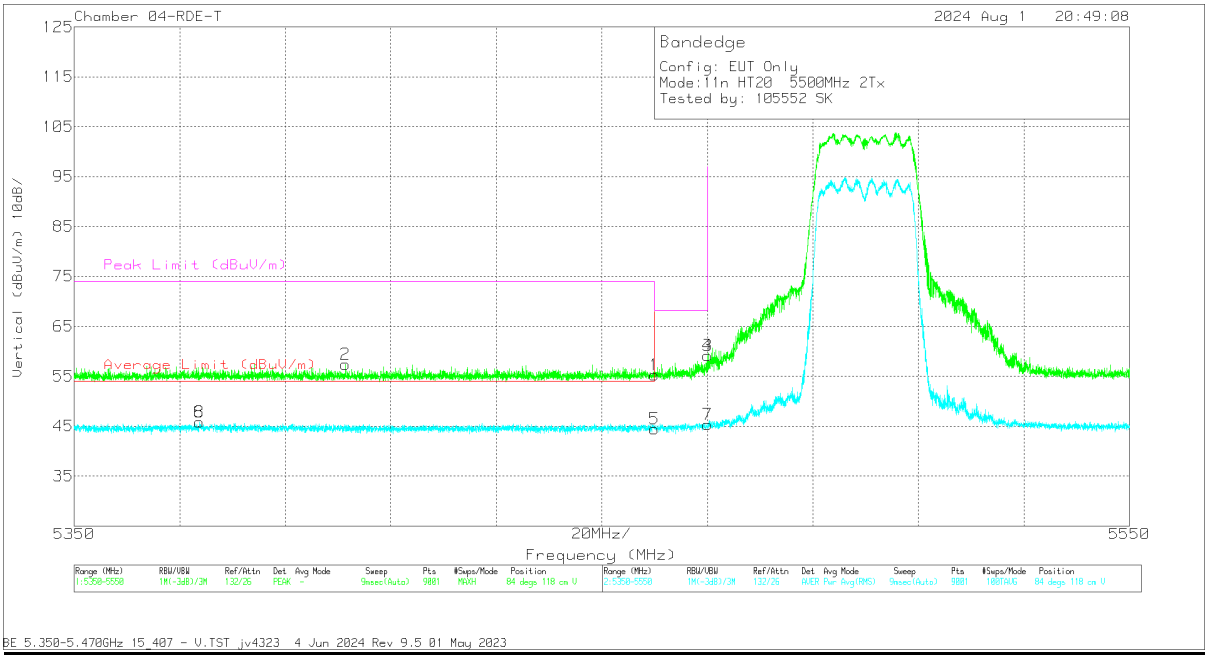

Marker	Frequency (GHz)	Meter Reading (dBuV)	Det	80430 ACF (dB/m)	DCCF (dB)	Gain/Loss (dB)	Corrected Reading (dBuV/m)	Average Limit (dBuV/m)	Margin (dB)	Peak Limit (dBuV/m)	PK Margin (dB)	Azimuth (Degs)	Height (cm)	Polarity
1	* 5.460	56.78	Pk	34.7	0	-36.18	55.3	-	-	68.2	-12.9	84	118	V
2	* 5.401444	58.95	Pk	34.7	0	-36.25	57.4	-	-	74	-16.6	84	118	V
5	* 5.460	45.32	RMS	34.7	0.39	-36.18	44.23	54	-9.77	-	-	84	118	V
6	* 5.373711	46.79	RMS	34.7	0.39	-36.27	45.61	54	-8.39	-	-	84	118	V
8	* 5.373711	46.79	RMS	34.7	0.39	-36.27	45.61	54	-8.39	-	-	84	118	V
4	5.469999	60.57	Pk	34.7	0	-36.07	59.2	-	-	68.2	-9	84	118	V
3	5.47	60.51	Pk	34.7	0	-36.07	59.14	-	-	68.2	-9.06	84	118	V

* - indicates frequency in CFR47 Pt 15 / IC RSS-Restricted Band
Pk - Peak detector
RMS - RMS detection

UL LLC.
47173 Benicia Street, Fremont, CA 94538; USA. TEL:(510) 319-4000 FAX:(510) 661-0888
This report shall not be reproduced except in full, without the written approval of UL LLC.

BANDEDGE (HIGH CHANNEL / 5700MHz)

HORIZONTAL RESULT

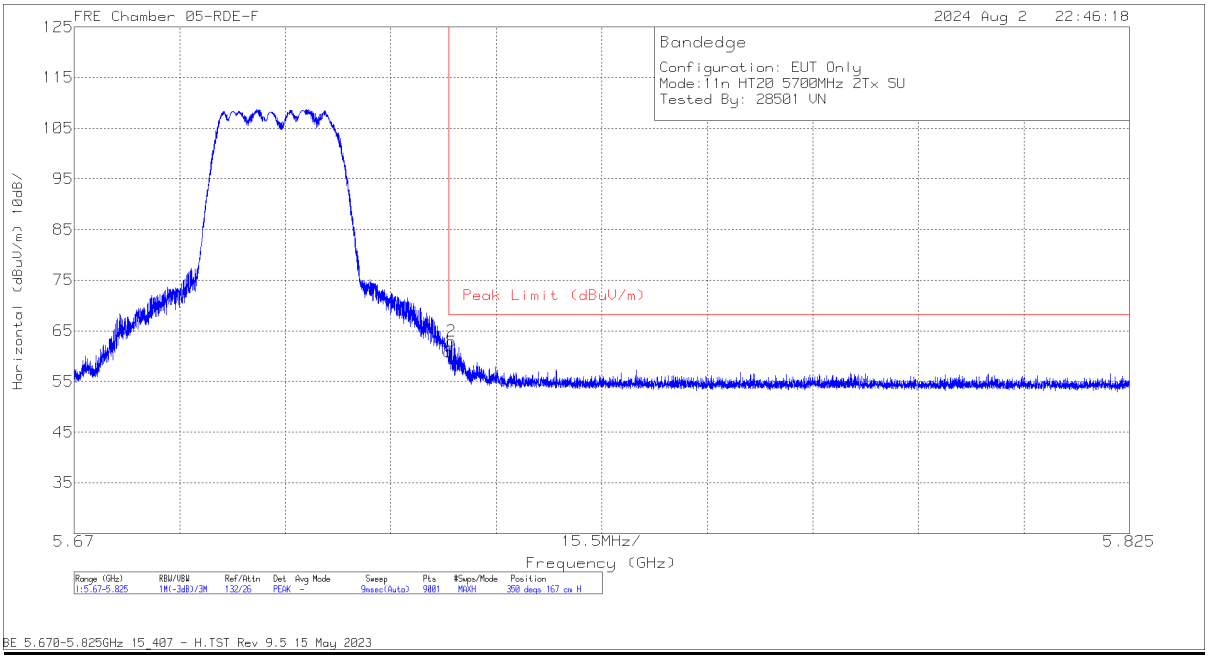

Marker	Frequency (GHz)	Meter Reading (dBuV)	Det	226674 ACF (dB/m)	Gain/Loss (dB)	DCCF (dB)	Corrected Reading (dBuV/m)			Peak Limit (dBuV/m)	PK Margin (dB)	Azimuth (Degs)	Height (cm)	Polarity
1	5.725	64.41	Pk	34.6	-38.14	0	60.87			68.2	-7.33	350	167	H
2	5.725438	66.5	Pk	34.6	-38.14	0	62.96			68.2	-5.24	350	167	H

Pk - Peak detector

UL LLC.
47173 Benicia Street, Fremont, CA 94538; USA. TEL:(510) 319-4000 FAX:(510) 661-0888
This report shall not be reproduced except in full, without the written approval of UL LLC.

BANDEDGE (HIGH CHANNEL / 5700MHz)

VERTICAL RESULT

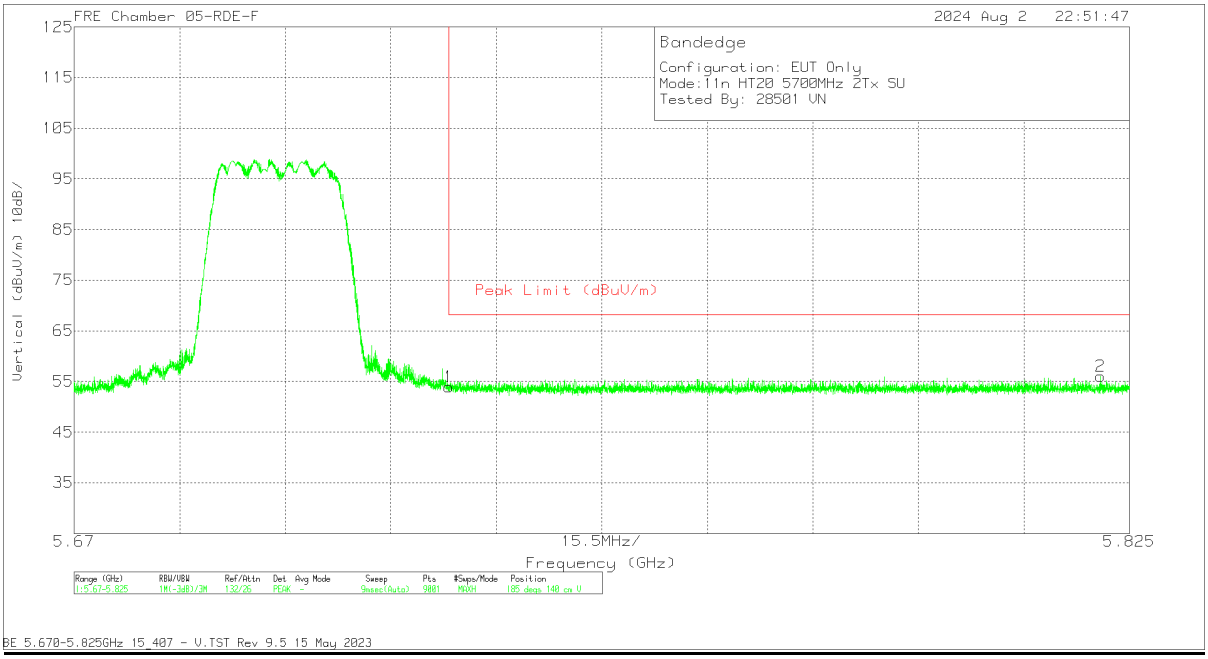

Marker	Frequency (GHz)	Meter Reading (dBuV)	Det	226674 ACF (dB/m)	Gain/Loss (dB)	DCCF (dB)	Corrected Reading (dBuV/m)			Peak Limit (dBuV/m)	PK Margin (dB)	Azimuth (Degs)	Height (cm)	Polarity
1	5.725	57.43	Pk	34.6	-38.14	0	53.89			68.2	-14.31	185	140	V
2	5.820727	59.09	Pk	34.9	-37.94	0	56.05			68.2	-12.15	185	140	V

Pk - Peak detector

UL LLC.
47173 Benicia Street, Fremont, CA 94538; USA. TEL:(510) 319-4000 FAX:(510) 661-0888
This report shall not be reproduced except in full, without the written approval of UL LLC.

1.1.19. 802.11be SISO SU MODE IN UNII-2C BAND – BANDEDGES

UNII-2c (SISO)	Channel Frequency (MHz)	Ant. #	Frequency (GHz)	Meter Reading (dBuV)	Det	AF (dB/m)	Amp/Cbl/ Fltr/Pad (dB)	DCCF (dB)	Correct Reading (dBuV/m)	Avg Limit (dBuV/m)	Avg Margin (dB)	Pk Limit (dBuV/m)	Pk Margin (dB)	Azimuth (Degs)	Height (cm)	Polarity
EHT20 (SU Mode)	5500	6	* 5.455866	48.23	RMS	35	-39.04	0.54	44.73	54	-9.27	-	-	317	337	H
			* 5.455866	48.23	RMS	35	-39.04	0.54	44.73	54	-9.27	-	-	317	337	H
			* 5.45851	61.28	Pk	35	-39.06	0	57.22	-	-	74	-16.78	317	337	H
			* 5.46	58.27	Pk	35	-39.04	0	54.23	-	-	68.2	-13.97	317	337	H
			* 5.46	47.13	RMS	35	-39.04	0.54	43.63	54	-10.37	-	-	317	337	H
			5.469399	63.86	Pk	35	-39	0	59.86	-	-	68.2	-8.34	317	337	H
			5.47	61.89	Pk	35	-39.02	0	57.87	-	-	68.2	-10.33	317	337	H
			* 5.456977	62.69	Pk	35	-39.06	0	58.63	-	-	74	-15.37	301	113	V
			* 5.459799	48.98	RMS	35	-39.04	0.54	45.48	54	-8.52	-	-	301	113	V
			* 5.459799	48.98	RMS	35	-39.04	0.54	45.48	54	-8.52	-	-	301	113	V
			* 5.46	60.12	Pk	35	-39.04	0	56.08	-	-	68.2	-12.12	301	113	V
			* 5.46	48.27	RMS	35	-39.04	0.54	44.77	54	-9.23	-	-	301	113	V
			5.469999	67.29	Pk	35	-39.02	0	63.27	-	-	68.2	-4.93	301	113	V
			5.47	67.29	Pk	35	-39.02	0	63.27	-	-	68.2	-4.93	301	113	V
	5700		5.725	60.39	Pk	35.2	-38.4	0	57.19	-	-	68.2	-11.01	331	254	H
			5.725765	62.72	Pk	35.2	-38.42	0	59.5	-	-	68.2	-8.7	331	254	H
			5.725	64.32	Pk	35.2	-38.4	0	61.12	-	-	68.2	-7.08	301	112	V
			5.725593	66.05	Pk	35.2	-38.42	0	62.83	-	-	68.2	-5.37	301	112	V
	5500	5	* 5.458199	30.62	RMS	34.6	-24.19	0.54	41.57	54	-12.43	-	-	326	100	H
			* 5.458199	30.62	RMS	34.6	-24.19	0.54	41.57	54	-12.43	-	-	326	100	H
			* 5.458488	45.51	Pk	34.6	-24.18	0	55.93	-	-	74	-18.07	326	101	H
			* 5.46	43.99	Pk	34.6	-24.18	0	54.41	-	-	68.2	-13.79	326	101	H
			* 5.46	29.6	RMS	34.6	-24.18	0.54	40.56	54	-13.44	-	-	326	100	H
			5.46931	50.62	Pk	34.6	-24.17	0	61.05	-	-	68.2	-7.15	326	101	H
			5.47	50.29	Pk	34.6	-24.15	0	60.74	-	-	68.2	-7.46	326	101	H
			* 5.458799	47.94	Pk	34.6	-24.17	0	58.37	-	-	74	-15.63	221	105	V
			* 5.459088	31.64	RMS	34.6	-24.17	0.54	42.61	54	-11.39	-	-	221	105	V
			* 5.459088	31.64	RMS	34.6	-24.17	0.54	42.61	54	-11.39	-	-	221	105	V
			* 5.46	47.42	Pk	34.6	-24.18	0	57.84	-	-	68.2	-10.36	221	105	V
			* 5.46	30.39	RMS	34.6	-24.18	0.54	41.35	54	-12.65	-	-	221	105	V
			5.46931	53.22	Pk	34.6	-24.17	0	63.65	-	-	68.2	-4.55	221	105	V
			5.47	52.17	Pk	34.6	-24.15	0	62.62	-	-	68.2	-5.58	221	105	V
	5700		5.725	50.34	Pk	34.7	-24.05	0	60.99	-	-	68.2	-7.21	147	111	H
			5.725059	53.05	Pk	34.7	-24.05	0	63.7	-	-	68.2	-4.5	147	111	H
			5.725	48.19	Pk	34.7	-24.05	0	58.84	-	-	68.2	-9.36	39	262	V
			5.7253	49.72	Pk	34.7	-24.05	0	60.37	-	-	68.2	-7.83	39	262	V
EHT40 (SU Mode)	5510	6	* 5.459532	61.44	Pk	35	-34.6	0	61.84	-	-	74	-12.16	320	191	H
			* 5.459554	46.84	RMS	35	-34.6	0.55	47.79	54	-6.21	-	-	320	191	H
			* 5.459554	46.84	RMS	35	-34.6	0.55	47.79	54	-6.21	-	-	320	191	H
			* 5.46	60.04	Pk	35	-34.6	0	60.44	-	-	68.2	-7.76	320	191	H
			* 5.46	46.34	RMS	35	-34.6	0.55	47.29	54	-6.71	-	-	320	191	H
			5.467621	63.32	Pk	35	-34.66	0	63.66	-	-	68.2	-4.54	320	191	H
			5.47	61.85	Pk	35	-34.6	0	62.25	-	-	68.2	-5.95	320	191	H
			* 5.425533	58.39	Pk	35	-34.65	0	58.74	-	-	74	-15.26	317	191	V
			* 5.457043	45.68	RMS	35	-34.6	0.55	46.63	54	-7.37	-	-	317	191	V
			* 5.457043	45.68	RMS	35	-34.6	0.55	46.63	54	-7.37	-	-	317	191	V
			* 5.46	56.28	Pk	35	-34.6	0	56.68	-	-	68.2	-11.52	317	191	V
			* 5.46	44.16	RMS	35	-34.6	0.55	45.11	54	-8.89	-	-	317	191	V
			5.46431	59.48	Pk	35	-34.6	0	59.88	-	-	68.2	-8.32	317	191	V
			5.47	56.91	Pk	35	-34.6	0	57.31	-	-	68.2	-10.89	317	191	V
	5670		5.725	56.91	Pk	35.2	-34.1	0	58.01	-	-	68.2	-10.19	136	273	H
			5.74421	59.24	Pk	35.2	-34.1	0	60.34	-	-	68.2	-7.86	136	273	H
			5.725	61.02	Pk	35.2	-34.1	0	62.12	-	-	68.2	-6.08	92	103	V
			5.72821	62.32	Pk	35.2	-34.02	0	63.5	-	-	68.2	-4.7	92	103	V
	5510	5	* 5.459221	46.06	Pk	34.6	-24.17	0	56.49	-	-	74	-17.51	129	112	H
			* 5.459488	30.89	RMS	34.6	-24.17	0.55	41.87	54	-12.13	-	-	129	112	H
			* 5.459488	30.89	RMS	34.6	-24.17	0.55	41.87	54	-12.13	-	-	129	112	H
			* 5.46	44.8	Pk	34.6	-24.18	0	55.22	-	-	68.2	-12.98	129	112	H
			* 5.46	30.11	RMS	34.6	-24.18	0.55	41.08	54	-12.92	-	-	129	112	H
			5.469777	51.44	Pk	34.6	-24.16	0	61.88	-	-	68.2	-6.32	129	112	H
			5.47	50.85	Pk	34.6	-24.15	0	61.3	-	-	68.2	-6.9	129	112	H
			* 5.454555	47.42	Pk	34.6	-24.25	0	57.77	-	-	74	-16.23	159	160	V
			* 5.458799	32.18	RMS	34.6	-24.17	0.55	43.16	54	-10.84	-	-	159	160	V
			* 5.458799	32.18	RMS	34.6	-24.17	0.55	43.16	54	-10.84	-	-	159	160	V
			* 5.46	46.09	Pk	34.6	-24.18	0	56.51	-	-	68.2	-11.69	159	160	V
			* 5.46	31.4	RMS	34.6	-24.18	0.55	42.37	54	-11.63	-	-	159	160	V
			5.469265	52.52	Pk	34.6	-24.17	0	62.95	-	-	68.2	-5.25	159	160	V
			5.47	52.11	Pk	34.6	-24.15	0	62.56	-	-	68.2	-5.64	159	160	V
	5670		5.725	49.86	Pk	34.7	-24.05	0	60.51	-	-	68.2	-7.69	141	105	H
			5.730708	52.34	Pk	34.7	-24.04	0	63	-	-	68.2	-5.2	141	105	H
			5.725	46.19	Pk	34.7	-24.05	0	56.84	-	-	68.2	-11.36	33	370	V
			5.726746	49.21	Pk	34.7	-24.03	0	59.88	-	-	68.2	-8.32	33	370	V

* - indicates frequency in CFR47 Pt 15 / IC RSS-Restricted Band
Pk - Peak detector
RMS - RMS detection

UL LLC.
47173 Benicia Street, Fremont, CA 94538; USA. TEL:(510) 319-4000 FAX:(510) 661-0888
This report shall not be reproduced except in full, without the written approval of UL LLC.

UNII-2c (SISO)	Channel Frequency (MHz)	Ant. #	Frequency (GHz)	Meter Reading (dBuV)	Det	AF (dB/m)	Amp/Cbl/ Fltr/Pad (dB)	DCCF (dB)	Correct Reading (dBuV/m)	Avg Limit (dBuV/m)	Avg Margin (dB)	Pk Limit (dBuV/m)	Pk Margin (dB)	Azimuth (Degs)	Height (cm)	Polarity
EHT80 (SU Mode)	5530	6	* 5.46	64.2	Pk	34.3	-39.8	0	58.7	-	-	68.2	-9.5	206	283	H
			* 5.459066	65.73	Pk	34.3	-39.8	0	60.23	-	-	74	-13.77	206	283	H
			* 5.46	50.52	RMS	34.3	-39.8	0.59	45.61	54	-8.39	-	-	206	283	H
			* 5.459754	52.23	RMS	34.3	-39.8	0.59	47.32	54	-6.68	-	-	206	283	H
			* 5.459754	52.23	RMS	34.3	-39.8	0.59	47.32	54	-6.68	-	-	206	283	H
			5.46951	67.87	Pk	34.3	-39.8	0	62.37	-	-	68.2	-5.83	206	283	H
			5.47	66.69	Pk	34.3	-39.8	0	61.19	-	-	68.2	-7.01	206	283	H
			* 5.46	65.73	Pk	34.3	-39.8	0	60.23	-	-	68.2	-7.97	187	321	V
			* 5.459666	67.02	Pk	34.3	-39.8	0	61.52	-	-	74	-12.48	187	321	V
			* 5.46	52.32	RMS	34.3	-39.8	0.59	47.41	54	-6.59	-	-	187	321	V
			* 5.456154	52.75	RMS	34.3	-39.8	0.59	47.84	54	-6.16	-	-	187	321	V
			* 5.456154	52.75	RMS	34.3	-39.8	0.59	47.84	54	-6.16	-	-	187	321	V
			5.469821	68.85	Pk	34.3	-39.8	0	63.35	-	-	68.2	-4.85	187	321	V
			5.47	67.82	Pk	34.3	-39.8	0	62.32	-	-	68.2	-5.88	187	321	V
	5610		5.725	61.68	Pk	34.7	-36.6	0	59.78	-	-	68.2	-8.42	16	384	H
			5.727305	63.34	Pk	34.7	-36.6	0	61.44	-	-	68.2	-6.76	16	384	H
			5.725	63.11	Pk	34.7	-36.6	0	61.21	-	-	68.2	-6.99	312	122	V
			5.730676	64.6	Pk	34.7	-36.5	0	62.8	-	-	68.2	-5.4	312	122	V
	5530	5	5.454177	50.39	Pk	34.6	-24.25	0	60.74	-	-	74	-13.26	317	101	H
			5.457799	35.75	RMS	34.6	-24.19	0.59	46.75	54	-7.25	-	-	317	100	H
			5.457799	35.75	RMS	34.6	-24.19	0.59	46.75	54	-7.25	-	-	317	100	H
			5.46	47.62	Pk	34.6	-24.18	0	58.04	-	-	68.2	-10.16	317	101	H
			5.46	34.45	RMS	34.6	-24.18	0.59	45.46	54	-8.54	-	-	317	100	H
			5.469465	51.38	Pk	34.6	-24.17	0	61.81	-	-	68.2	-6.39	317	101	H
			5.47	49.09	Pk	34.6	-24.15	0	59.54	-	-	68.2	-8.66	317	101	H
			5.45451	51.82	Pk	34.6	-24.25	0	62.17	-	-	74	-11.83	342	155	V
			5.458266	36.65	RMS	34.6	-24.18	0.59	47.66	54	-6.34	-	-	342	155	V
			5.458266	36.65	RMS	34.6	-24.18	0.59	47.66	54	-6.34	-	-	342	155	V
			5.46	49.25	Pk	34.6	-24.18	0	59.67	-	-	68.2	-8.53	342	155	V
			5.46	35.83	RMS	34.6	-24.18	0.59	46.84	54	-7.16	-	-	342	155	V
			5.461243	52.97	Pk	34.6	-24.17	0	63.4	-	-	68.2	-4.8	342	155	V
			5.47	50.89	Pk	34.6	-24.15	0	61.34	-	-	68.2	-6.86	342	155	V
	5610		5.725	57.88	Pk	34.7	-36.6	0	55.98	-	-	68.2	-12.22	120	166	H
			5.751586	59.66	Pk	34.7	-36.4	0	57.96	-	-	68.2	-10.24	120	166	H
			5.725	59.47	Pk	34.7	-36.6	0	57.57	-	-	68.2	-10.63	301	126	V
			5.725463	61.05	Pk	34.7	-36.6	0	59.15	-	-	68.2	-9.05	301	126	V
EHT160 (SU Mode)	5570 (Low BE)	6	* 5.46	57.81	Pk	34.4	-35.1	0	57.11	-	-	68.2	-11.09	178	268	H
			* 5.412422	60.52	Pk	34.5	-35.24	0	59.78	-	-	74	-14.22	178	268	H
			* 5.46	46.18	RMS	34.4	-35.1	0.68	46.16	54	-7.84	-	-	178	268	H
			* 5.454643	47.64	RMS	34.4	-35.06	0.68	47.66	54	-6.34	-	-	178	268	H
			* 5.454643	47.64	RMS	34.4	-35.06	0.68	47.66	54	-6.34	-	-	178	268	H
			5.462688	59.7	Pk	34.4	-35.1	0	59	-	-	68.2	-9.2	178	268	H
			5.47	56.49	Pk	34.4	-35	0	55.89	-	-	68.2	-12.31	178	268	H
			* 5.46	61.48	Pk	34.4	-35.1	0	60.78	-	-	68.2	-7.42	170	110	V
			* 5.412799	64.26	Pk	34.5	-35.28	0	63.48	-	-	74	-10.52	170	110	V
			* 5.46	48.67	RMS	34.4	-35.1	0.68	48.65	54	-5.35	-	-	170	110	V
			* 5.415266	51.37	RMS	34.5	-35.2	0.68	51.35	54	-2.65	-	-	170	110	V
			* 5.415266	51.37	RMS	34.5	-35.2	0.68	51.35	54	-2.65	-	-	170	110	V
			5.462399	63	Pk	34.4	-35.1	0	62.3	-	-	68.2	-5.9	170	110	V
			5.47	61.64	Pk	34.4	-35	0	61.04	-	-	68.2	-7.16	170	110	V
	5570 (High BE)		5.725	58.58	Pk	34.7	-36.6	0	56.68	-	-	68.2	-11.52	294	294	H
			5.726313	60.51	Pk	34.7	-36.6	0	58.61	-	-	68.2	-9.59	294	294	H
			5.725	61.91	Pk	34.7	-36.6	0	60.01	-	-	68.2	-8.19	330	258	V
			5.72688	65.1	Pk	34.7	-36.6	0	63.2	-	-	68.2	-5	330	258	V
	5570 (Low BE)	5	5.454732	58.96	Pk	35	-34.67	0	59.29	-	-	74	-14.71	7	106	H
			5.456843	46.67	RMS	35	-34.6	0.68	47.75	54	-6.25	-	-	7	106	H
			5.456843	46.67	RMS	35	-34.6	0.68	47.75	54	-6.25	-	-	7	106	H
			5.46	57.66	Pk	35	-34.6	0	58.06	-	-	68.2	-10.14	7	106	H
			5.46	45.95	RMS	35	-34.6	0.68	47.03	54	-6.97	-	-	7	106	H
			5.461666	59.29	Pk	35	-34.67	0	59.62	-	-	68.2	-8.58	7	106	H
			5.47	56.26	Pk	35	-34.6	0	56.66	-	-	68.2	-11.54	7	106	H
			5.457577	62.84	Pk	35	-34.66	0	63.18	-	-	74	-10.82	57	157	V
			5.458754	49.55	RMS	35	-34.62	0.68	50.61	54	-3.39	-	-	57	157	V
			5.458754	49.55	RMS	35	-34.62	0.68	50.61	54	-3.39	-	-	57	157	V
			5.46	59.35	Pk	35	-34.6	0	59.75	-	-	68.2	-8.45	57	157	V
			5.46	48.26	RMS	35	-34.6	0.68	49.34	54	-4.66	-	-	57	157	V
			5.467066	62.59	Pk	35	-34.61	0	62.98	-	-	68.2	-5.22	57	157	V
			5.47	60.42	Pk	35	-34.6	0	60.82	-	-	68.2	-7.38	57	157	V
	5570 (High BE)		5.725	64.47	Pk	34.7	-36.6	0	62.57	-	-	68.2	-5.63	241	150	H
			5.726738	65.11	Pk	34.7	-36.6	0	63.21	-	-	68.2	-4.99	241	150	H
			5.725	62.78	Pk	34.7	-36.6	0	60.88	-	-	68.2	-7.32	195	324	V
			5.726795	65.2	Pk	34.7	-36.6	0	63.3	-	-	68.2	-4.9	195	324	V

* - indicates frequency in CFR47 Pt 15 / IC RSS-Restricted Band
Pk - Peak detector
RMS - RMS detection

UL LLC.
47173 Benicia Street, Fremont, CA 94538; USA. TEL:(510) 319-4000 FAX:(510) 661-0888
This report shall not be reproduced except in full, without the written approval of UL LLC.

BANDEDGE (LOW CHANNEL / 5500MHz)

HORIZONTAL RESULT

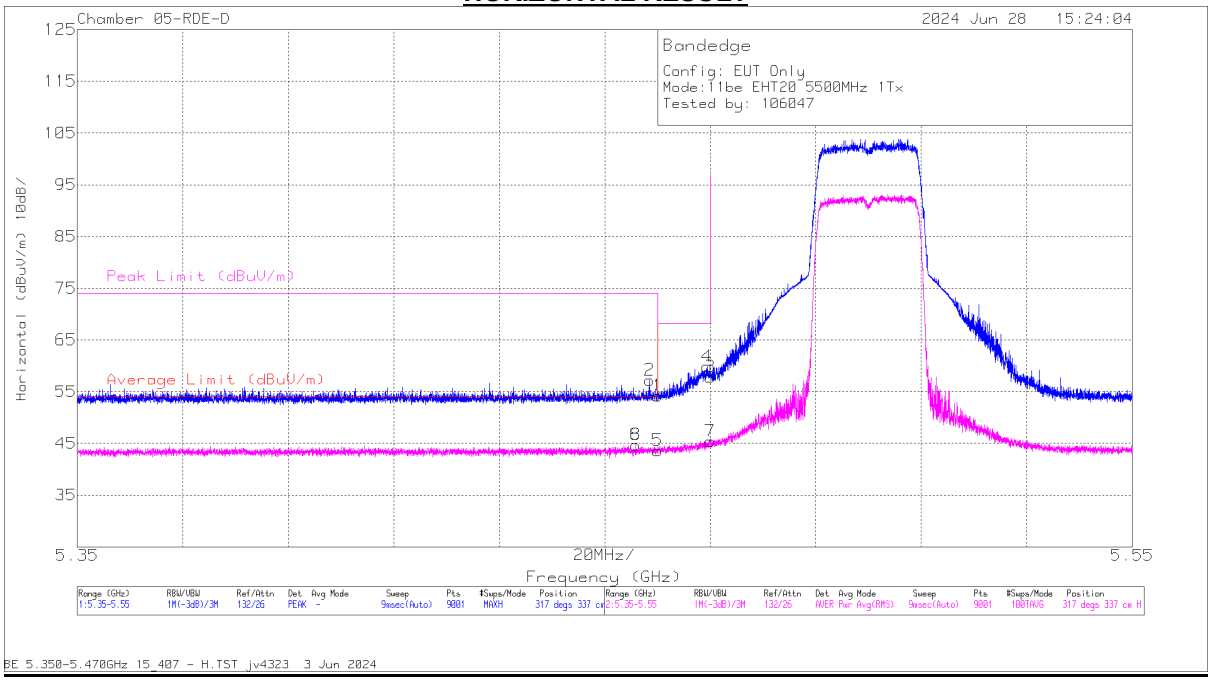

Marker	Frequency (GHz)	Meter Reading (dBuV)	Det	230299 ACF (dB/m)	DCCF (dB)	Gain/Loss (dB)	Corrected Reading (dBuV/m)	Average Limit (dBuV/m)	Margin (dB)	Peak Limit (dBuV/m)	PK Margin (dB)	Azimuth (Degs)	Height (cm)	Polarity
6	* 5.455866	48.23	RMS	35	.54	-39.04	44.73	54	-9.27	-	-	317	337	H
8	* 5.455866	48.23	RMS	35	.54	-39.04	44.73	54	-9.27	-	-	317	337	H
2	* 5.45851	61.28	Pk	35	0	-39.06	57.22	-	-	74	-16.78	317	337	H
1	* 5.46	58.27	Pk	35	0	-39.04	54.23	-	-	68.2	-13.97	317	337	H
5	* 5.46	47.13	RMS	35	.54	-39.04	43.63	54	-10.37	-	-	317	337	H
4	5.469399	63.86	Pk	35	0	-39	59.86	-	-	68.2	-8.34	317	337	H
3	5.47	61.89	Pk	35	0	-39.02	57.87	-	-	68.2	-10.33	317	337	H

* - indicates frequency in CFR47 Pt 15 / IC RSS-Restricted Band
Pk - Peak detector
RMS - RMS detection

UL LLC.
47173 Benicia Street, Fremont, CA 94538; USA. TEL:(510) 319-4000 FAX:(510) 661-0888
This report shall not be reproduced except in full, without the written approval of UL LLC.

BANDEDGE (LOW CHANNEL / 5500MHz)

VERTICAL RESULT

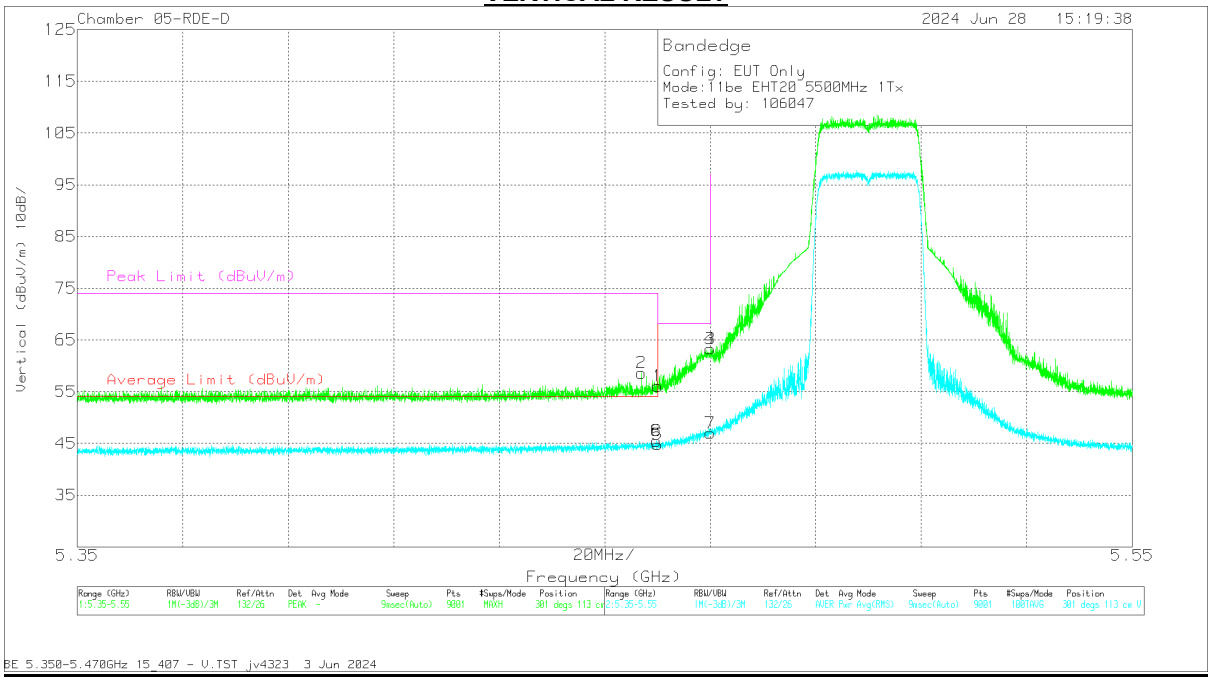

Marker	Frequency (GHz)	Meter Reading (dBuV)	Det	230299 ACF (dB/m)	DCCF (dB)	Gain/Loss (dB)	Corrected Reading (dBuV/m)	Average Limit (dBuV/m)	Margin (dB)	Peak Limit (dBuV/m)	PK Margin (dB)	Azimuth (Degs)	Height (cm)	Polarity
2	* 5.456977	62.69	Pk	35	0	-39.06	58.63	-	-	74	-15.37	301	113	V
6	* 5.459799	48.98	RMS	35	.54	-39.04	45.48	54	-8.52	-	-	301	113	V
8	* 5.459799	48.98	RMS	35	.54	-39.04	45.48	54	-8.52	-	-	301	113	V
1	* 5.46	60.12	Pk	35	0	-39.04	56.08	-	-	68.2	-12.12	301	113	V
5	* 5.46	48.27	RMS	35	.54	-39.04	44.77	54	-9.23	-	-	301	113	V
4	5.469999	67.29	Pk	35	0	-39.02	63.27	-	-	68.2	-4.93	301	113	V
3	5.47	67.29	Pk	35	0	-39.02	63.27	-	-	68.2	-4.93	301	113	V

* - indicates frequency in CFR47 Pt 15 / IC RSS-Restricted Band
Pk - Peak detector
RMS - RMS detection

UL LLC.
47173 Benicia Street, Fremont, CA 94538; USA. TEL:(510) 319-4000 FAX:(510) 661-0888
This report shall not be reproduced except in full, without the written approval of UL LLC.

BANDEDGE (HIGH CHANNEL / 5700MHz)

HORIZONTAL RESULT

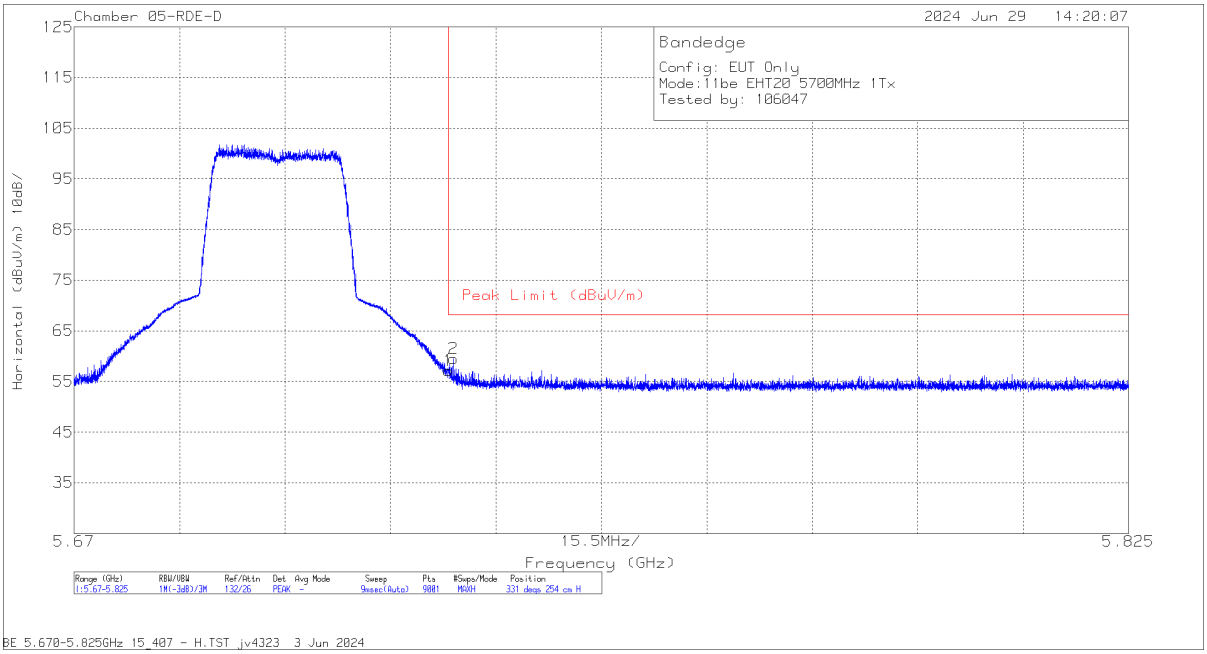

Marker	Frequency (GHz)	Meter Reading (dBuV)	Det	230299 ACF (dB/m)	DCCF (dB)	Gain/Loss (dB)	Corrected Reading (dBuV/m)	Peak Limit (dBuV/m)	PK Margin (dB)	Azimuth (Degs)	Height (cm)	Polarity
1	5.725	60.39	Pk	35.2	0	-38.4	57.19	68.2	-11.01	331	254	H
2	5.725765	62.72	Pk	35.2	0	-38.42	59.5	68.2	-8.7	331	254	H

Pk - Peak detector

UL LLC.
47173 Benicia Street, Fremont, CA 94538; USA. TEL:(510) 319-4000 FAX:(510) 661-0888
This report shall not be reproduced except in full, without the written approval of UL LLC.

BANDEDGE (HIGH CHANNEL / 5700MHz)

VERTICAL RESULT

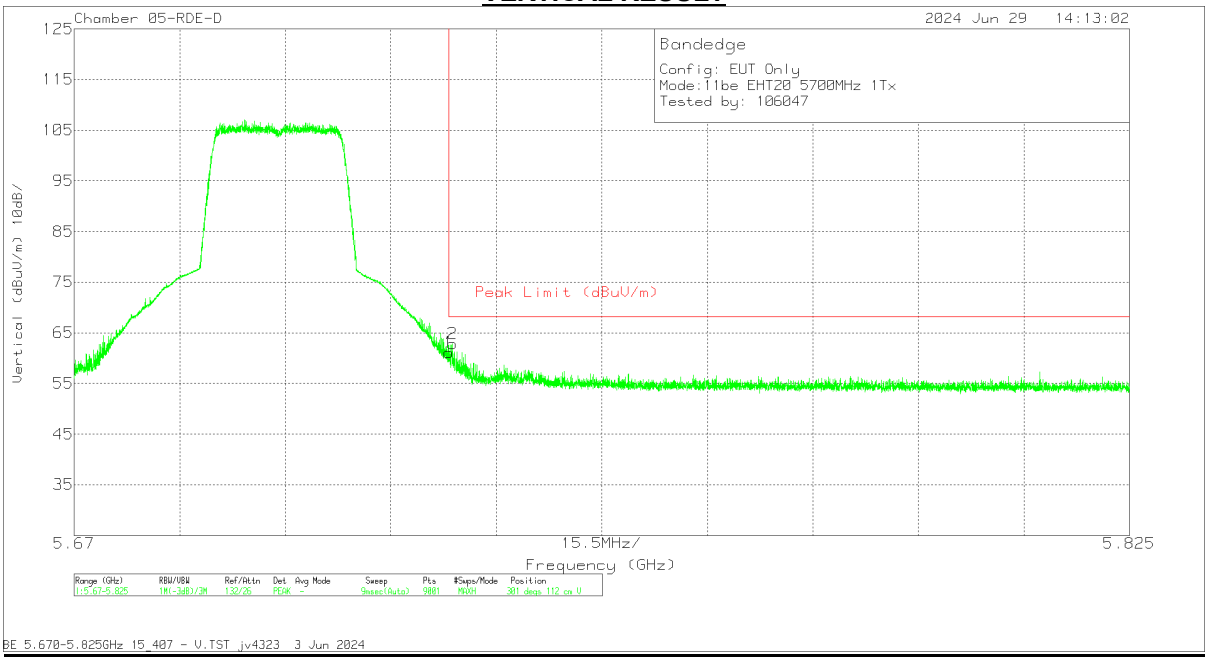

Marker	Frequency (GHz)	Meter Reading (dBuV)	Det	230299 ACF (dB/m)	DCCF (dB)	Gain/Loss (dB)	Corrected Reading (dBuV/m)	Peak Limit (dBuV/m)	PK Margin (dB)	Azimuth (Degs)	Height (cm)	Polarity
1	5.725	64.32	Pk	35.2	0	-38.4	61.12	68.2	-7.08	301	112	V
2	5.725593	66.05	Pk	35.2	0	-38.42	62.83	68.2	-5.37	301	112	V

Pk - Peak detector

UL LLC.
47173 Benicia Street, Fremont, CA 94538; USA. TEL:(510) 319-4000 FAX:(510) 661-0888
This report shall not be reproduced except in full, without the written approval of UL LLC.

1.1.20. 802.11be SISO PARTIAL RU MODE IN UNII-2C BAND – BANDEDGES

UNII-2c (SISO)	Channel Frequency (MHz)	Ant. #	Frequency (GHz)	Meter Reading (dBuV)	Det	AF (dB/m)	Amp/Cbl/ Fltr/Pad (dB)	DCCF (dB)	Correct Reading (dBuV/m)	Avg Limit (dBuV/m)	Avg Margin (dB)	Pk Limit (dBuV/m)	Pk Margin (dB)	Azimuth (Degs)	Height (cm)	Polarity
EHT20 (RU 52 / Index 37)	5500	6	* 5.46	55.26	Pk	34.4	-35.1	0	54.56	-	-	68.2	-13.64	174	329	H
			* 5.369222	58.19	Pk	34.4	-35.32	0	57.27	-	-	74	-16.73	174	329	H
			* 5.46	44.03	RMS	34.4	-35.1	0.57	43.9	54	-10.1	-	-	174	329	H
			* 5.409044	45.9	RMS	34.5	-35.2	0.57	45.77	54	-8.23	-	-	174	329	H
			* 5.409044	45.9	RMS	34.5	-35.2	0.57	45.77	54	-8.23	-	-	174	329	H
			5.469888	59.58	Pk	34.4	-35	0	58.98	-	-	68.2	-9.22	174	329	H
			5.47	58.44	Pk	34.4	-35	0	57.84	-	-	68.2	-10.36	174	329	H
			* 5.46	56.43	Pk	34.4	-35.1	0	55.73	-	-	68.2	-12.47	166	112	V
			* 5.352978	58.63	Pk	34.4	-35.3	0	57.73	-	-	74	-16.27	166	112	V
			* 5.46	45.47	RMS	34.4	-35.1	0.57	45.34	54	-8.66	-	-	166	112	V
			* 5.458866	46.76	RMS	34.4	-35.1	0.57	46.63	54	-7.37	-	-	166	112	V
			* 5.458866	46.76	RMS	34.4	-35.1	0.57	46.63	54	-7.37	-	-	166	112	V
			5.469843	64.16	Pk	34.4	-35	0	63.56	-	-	68.2	-4.64	166	112	V
			5.47	63.68	Pk	34.4	-35	0	63.08	-	-	68.2	-5.12	166	112	V
EHT20 (RU 52 / Index 40)	5700		5.725	56.1	Pk	34.5	-34.6	0	56	-	-	68.2	-12.2	173	128	H
			5.726936	59.13	Pk	34.5	-34.6	0	59.03	-	-	68.2	-9.17	173	128	H
			5.725	58.77	Pk	34.5	-34.6	0	58.67	-	-	68.2	-9.53	171	105	V
			5.726402	63.41	Pk	34.5	-34.6	0	63.31	-	-	68.2	-4.89	171	105	V
EHT20 (RU 52 / Index 37)	5500	5	* 5.458999	45.69	Pk	34.6	-24.17	0	56.12	-	-	74	-17.88	327	144	H
			* 5.459977	30.2	RMS	34.6	-24.18	0.57	41.19	54	-12.81	-	-	327	144	H
			* 5.459977	30.2	RMS	34.6	-24.18	0.57	41.19	54	-12.81	-	-	327	144	H
			* 5.46	43.42	Pk	34.6	-24.18	0	53.84	-	-	68.2	-14.36	327	144	H
			* 5.46	29.53	RMS	34.6	-24.18	0.57	40.52	54	-13.48	-	-	327	144	H
			5.469421	49.64	Pk	34.6	-24.17	0	60.07	-	-	68.2	-8.13	327	144	H
			5.47	47.41	Pk	34.6	-24.15	0	57.86	-	-	68.2	-10.34	327	144	H
			* 5.459066	31.28	RMS	34.6	-24.17	0.57	42.28	54	-11.72	-	-	214	112	V
			* 5.459066	31.28	RMS	34.6	-24.17	0.57	42.28	54	-11.72	-	-	214	112	V
			* 5.459488	48.42	Pk	34.6	-24.17	0	58.85	-	-	74	-15.15	214	112	V
			* 5.46	45.59	Pk	34.6	-24.18	0	56.01	-	-	68.2	-12.19	214	112	V
			* 5.46	29.55	RMS	34.6	-24.18	0.57	40.54	54	-13.46	-	-	214	112	V
			5.468932	52.24	Pk	34.6	-24.18	0	62.66	-	-	68.2	-5.54	214	112	V
			5.47	50.45	Pk	34.6	-24.15	0	60.9	-	-	68.2	-7.3	214	112	V
EHT20 (RU 52 / Index 40)	5700		5.725	48.99	Pk	34.7	-24.05	0	59.64	-	-	68.2	-8.56	148	245	H
			5.725558	52.37	Pk	34.7	-24.04	0	63.03	-	-	68.2	-5.17	148	245	H
			5.725	43.81	Pk	34.7	-24.05	0	54.46	-	-	68.2	-13.74	213	149	V
			5.725817	46.39	Pk	34.7	-24.04	0	57.05	-	-	68.2	-11.15	213	149	V
EHT40 (RU 52 / Index 37)	5510	6	* 5.457377	30.22	RMS	34.6	-24.19	0.57	41.2	54	-12.8	-	-	217	383	H
			* 5.457377	30.22	RMS	34.6	-24.19	0.57	41.2	54	-12.8	-	-	217	383	H
			* 5.459999	43.42	Pk	34.6	-24.18	0	53.84	-	-	74	-20.16	217	383	H
			* 5.46	43.35	Pk	34.6	-24.18	0	53.77	-	-	68.2	-14.43	217	383	H
			* 5.46	28.88	RMS	34.6	-24.18	0.57	39.87	54	-14.13	-	-	217	383	H
			5.469021	47.27	Pk	34.6	-24.18	0	57.69	-	-	68.2	-10.51	217	383	H
			5.47	42.39	Pk	34.6	-24.15	0	52.84	-	-	68.2	-15.36	217	383	H
			* 5.45751	33.2	RMS	34.6	-24.19	0.57	44.18	54	-9.82	-	-	180	107	V
			* 5.45751	33.2	RMS	34.6	-24.19	0.57	44.18	54	-9.82	-	-	180	107	V
			* 5.459866	49.3	Pk	34.6	-24.18	0	59.72	-	-	74	-14.28	180	107	V
			* 5.46	44.3	Pk	34.6	-24.18	0	54.72	-	-	68.2	-13.48	180	107	V
			* 5.46	32.21	RMS	34.6	-24.18	0.57	43.2	54	-10.8	-	-	180	107	V
			5.46871	52.99	Pk	34.6	-24.17	0	63.42	-	-	68.2	-4.78	180	107	V
			5.47	46.1	Pk	34.6	-24.15	0	56.55	-	-	68.2	-11.65	180	107	V
EHT40 (RU 52 / Index 44)	5670		5.725	42.59	Pk	34.7	-24.05	0	53.24	-	-	68.2	-14.96	216	393	H
			5.725575	44.67	Pk	34.7	-24.04	0	55.33	-	-	68.2	-12.87	216	393	H
			5.725	47.69	Pk	34.7	-24.05	0	58.34	-	-	68.2	-9.86	242	105	V
			5.726006	52.97	Pk	34.7	-24.04	0	63.63	-	-	68.2	-4.57	242	105	V
EHT40 (RU 52 / Index 37)	5510	5	* 5.455221	45.93	Pk	34.6	-24.24	0	56.29	-	-	74	-17.71	274	274	H
			* 5.457488	30	RMS	34.6	-24.19	0.57	40.98	54	-13.02	-	-	274	274	H
			* 5.457488	30	RMS	34.6	-24.19	0.57	40.98	54	-13.02	-	-	274	274	H
			* 5.46	43.11	Pk	34.6	-24.18	0	53.53	-	-	68.2	-14.67	274	274	H
			* 5.46	28.96	RMS	34.6	-24.18	0.57	39.95	54	-14.05	-	-	274	274	H
			5.468665	50.04	Pk	34.6	-24.17	0	60.47	-	-	68.2	-7.73	274	274	H
			5.47	49.63	Pk	34.6	-24.15	0	60.08	-	-	68.2	-8.12	274	274	H
			* 5.459532	48.31	Pk	34.6	-24.18	0	58.73	-	-	74	-15.27	341	222	V
			* 5.459666	30.77	RMS	34.6	-24.18	0.57	41.76	54	-12.24	-	-	341	222	V
			* 5.459666	30.77	RMS	34.6	-24.18	0.57	41.76	54	-12.24	-	-	341	222	V
			* 5.46	45.29	Pk	34.6	-24.18	0	55.71	-	-	68.2	-12.49	341	222	V
			* 5.46	29.51	RMS	34.6	-24.18	0.57	40.5	54	-13.5	-	-	341	222	V
			5.468999	52.56	Pk	34.6	-24.18	0	62.98	-	-	68.2	-5.22	341	222	V
			5.47	51.99	Pk	34.6	-24.15	0	62.44	-	-	68.2	-5.76	341	222	V
EHT40 (RU 52 / Index 44)	5670		5.725	59.81	Pk	34.7	-36.6	0	57.91	-	-	68.2	-10.29	103	110	H
			5.725378	65.05	Pk	34.7	-36.6	0	63.15	-	-	68.2	-5.05	103	110	H
			5.725	58.44	Pk	34.7	-36.6	0	56.54	-	-	68.2	-11.66	1	129	V
			5.725152	64.19	Pk	34.7	-36.6	0	62.29	-	-	68.2	-5.91	1	129	V

* - indicates frequency in CFR47 Pt 15 / IC RSS-Restricted Band
Pk - Peak detector
RMS - RMS detection

UL LLC.
47173 Benicia Street, Fremont, CA 94538; USA. TEL:(510) 319-4000 FAX:(510) 661-0888
This report shall not be reproduced except in full, without the written approval of UL LLC.

UNII-2c (SISO)	Channel Frequency (MHz)	Ant. #	Frequency (GHz)	Meter Reading (dBuV)	Det	AF (dB/m)	Amp/Cbl/ Fltr/Pad (dB)	DCCF (dB)	Correct Reading (dBuV/m)	Avg Limit (dBuV/m)	Avg Margin (dB)	Pk Limit (dBuV/m)	Pk Margin (dB)	Azimuth (Degs)	Height (cm)	Polarity
EHT80 (RU 242 / Index 61)	5530	6	* 5.42751	45.8	RMS	34.4	-35.15	0.66	45.71	54	-8.29	-	-	173	247	H
			* 5.42751	45.8	RMS	34.4	-35.15	0.66	45.71	54	-8.29	-	-	173	247	H
			* 5.445843	58.53	Pk	34.4	-35.2	0	57.73	-	-	74	-16.27	173	247	H
			* 5.46	56.47	Pk	34.4	-35.1	0	55.77	-	-	68.2	-12.43	173	247	H
			* 5.46	44.61	RMS	34.4	-35.1	0.66	44.57	54	-9.43	-	-	173	247	H
			5.469421	61.28	Pk	34.4	-35	0	60.68	-	-	68.2	-7.52	173	247	H
			5.47	56.93	Pk	34.4	-35	0	56.33	-	-	68.2	-11.87	173	247	H
			* 5.447821	61.5	Pk	34.4	-35.2	0	60.7	-	-	74	-13.3	168	173	V
			* 5.450443	47.43	RMS	34.4	-35.06	0.66	47.43	54	-6.57	-	-	168	173	V
			* 5.450443	47.43	RMS	34.4	-35.06	0.66	47.43	54	-6.57	-	-	168	173	V
			* 5.46	58.34	Pk	34.4	-35.1	0	57.64	-	-	68.2	-10.56	168	173	V
			* 5.46	46.06	RMS	34.4	-35.1	0.66	46.02	54	-7.98	-	-	168	173	V
			5.468265	64.28	Pk	34.4	-35	0	63.68	-	-	68.2	-4.52	168	173	V
			5.47	59.71	Pk	34.4	-35	0	59.11	-	-	68.2	-9.09	168	173	V
EHT80 (RU 242 / Index 64)	5610		5.725	56.92	Pk	34.7	-36.6	0	55.02	-	-	68.2	-13.18	194	288	H
			5.731611	61.17	Pk	34.7	-36.56	0	59.31	-	-	68.2	-8.89	194	288	H
			5.725	58.76	Pk	34.7	-36.6	0	56.86	-	-	68.2	-11.34	153	381	V
			5.72586	63.96	Pk	34.7	-36.6	0	62.06	-	-	68.2	-6.14	153	381	V
EHT80 (RU 242 / Index 61)	5530	5	* 5.459066	65.1	Pk	34.5	-37.1	0	62.5	-	-	74	-11.5	276	286	H
			* 5.459177	48.2	RMS	34.5	-37.1	0.66	46.26	54	-7.74	-	-	276	286	H
			* 5.459177	48.2	RMS	34.5	-37.1	0.66	46.26	54	-7.74	-	-	276	286	H
			* 5.46	64.1	Pk	34.5	-37.1	0	61.5	-	-	68.2	-6.7	276	286	H
			* 5.46	47.05	RMS	34.5	-37.1	0.66	45.11	54	-8.89	-	-	276	286	H
			5.469577	66.24	Pk	34.6	-37.14	0	63.7	-	-	68.2	-4.5	276	286	H
			5.47	64.17	Pk	34.6	-37.1	0	61.67	-	-	68.2	-6.53	276	286	H
			* 5.452621	47.59	RMS	34.5	-37.2	0.66	45.55	54	-8.45	-	-	174	317	V
			* 5.452621	47.59	RMS	34.5	-37.2	0.66	45.55	54	-8.45	-	-	174	317	V
			* 5.45911	64.27	Pk	34.5	-37.1	0	61.67	-	-	74	-12.33	174	317	V
			* 5.46	62.7	Pk	34.5	-37.1	0	60.1	-	-	68.2	-8.1	174	317	V
			* 5.46	46.56	RMS	34.5	-37.1	0.66	44.62	54	-9.38	-	-	174	317	V
			5.46931	66.18	Pk	34.6	-37.17	0	63.61	-	-	68.2	-4.59	174	317	V
			5.47	63.37	Pk	34.6	-37.1	0	60.87	-	-	68.2	-7.33	174	317	V
EHT80 (RU 242 / Index 64)	5610		5.725	58.28	Pk	34.7	-36.6	0	56.38	-	-	68.2	-11.82	75	127	H
			5.727701	60.08	Pk	34.7	-36.6	0	58.18	-	-	68.2	-10.02	75	127	H
			5.725	56.71	Pk	34.7	-36.6	0	54.81	-	-	68.2	-13.39	349	256	V
			5.725407	59.68	Pk	34.7	-36.6	0	57.78	-	-	68.2	-10.42	349	256	V

* - indicates frequency in CFR47 Pt 15 / IC RSS-Restricted Band
Pk - Peak detector
RMS - RMS detection

UL LLC.
47173 Benicia Street, Fremont, CA 94538; USA. TEL:(510) 319-4000 FAX:(510) 661-0888
This report shall not be reproduced except in full, without the written approval of UL LLC.

UNII-2c (SISO)	Channel Frequency (MHz)	Ant. #	Frequency (GHz)	Meter Reading (dBuV)	Det	AF (dB/m)	Amp/Cbl/ Fltr/Pad (dB)	DCCF (dB)	Correct Reading (dBuV/m)	Avg Limit (dBuV/m)	Avg Margin (dB)	Pk Limit (dBuV/m)	Pk Margin (dB)	Azimuth (Degs)	Height (cm)	Polarity
EHT160 (RU 996 / Index 67)	5570 (Lower)	6	* 5.46	62.09	Pk	34.3	-39.8	0	56.59	-	-	68.2	-11.61	201	306	H
			* 5.444088	64.78	Pk	34.3	-39.8	0	59.28	-	-	74	-14.72	201	306	H
			* 5.46	50.61	RMS	34.3	-39.8	0.54	45.65	54	-8.35	-	-	201	306	H
			* 5.458688	51.11	RMS	34.3	-39.77	0.54	46.18	54	-7.82	-	-	201	306	H
			* 5.458688	51.11	RMS	34.3	-39.77	0.54	46.18	54	-7.82	-	-	201	306	H
			5.469621	63.79	Pk	34.3	-39.8	0	58.29	-	-	68.2	-9.91	201	306	H
			5.47	61.65	Pk	34.3	-39.8	0	56.15	-	-	68.2	-12.05	201	306	H
			* 5.46	64.6	Pk	34.3	-39.8	0	59.1	-	-	68.2	-9.1	159	108	V
			* 5.444132	68.38	Pk	34.3	-39.8	0	62.88	-	-	74	-11.12	159	108	V
			* 5.46	52.18	RMS	34.3	-39.8	0.54	47.22	54	-6.78	-	-	159	108	V
			* 5.457599	53.79	RMS	34.3	-39.74	0.54	48.89	54	-5.11	-	-	159	108	V
			* 5.457599	53.79	RMS	34.3	-39.74	0.54	48.89	54	-5.11	-	-	159	108	V
			5.466666	68.46	Pk	34.3	-39.77	0	62.99	-	-	68.2	-5.21	159	108	V
			5.47	64.99	Pk	34.3	-39.8	0	59.49	-	-	68.2	-8.71	159	108	V
EHT160 (RU 242 / Index 61)			* 5.46	54.59	Pk	34.4	-35.1	0	53.89	-	-	68.2	-14.31	173	291	H
			* 5.439777	58.08	Pk	34.4	-35.2	0	57.28	-	-	74	-16.72	173	291	H
			* 5.46	44.65	RMS	34.4	-35.1	0.67	44.62	54	-9.38	-	-	173	291	H
			* 5.453777	45.8	RMS	34.4	-35.02	0.67	45.85	54	-8.15	-	-	173	291	H
			* 5.453777	45.8	RMS	34.4	-35.02	0.67	45.85	54	-8.15	-	-	173	291	H
			5.463821	57.09	Pk	34.4	-35.02	0	56.47	-	-	68.2	-11.73	173	291	H
			5.47	54.78	Pk	34.4	-35	0	54.18	-	-	68.2	-14.02	173	291	H
			* 5.46	57.78	Pk	34.4	-35.1	0	57.08	-	-	68.2	-11.12	181	100	V
			* 5.454555	60.55	Pk	34.4	-35.06	0	59.89	-	-	74	-14.11	181	100	V
			* 5.46	47.84	RMS	34.4	-35.1	0.67	47.81	54	-6.19	-	-	181	100	V
			* 5.45991	47.89	RMS	34.4	-35.1	0.67	47.86	54	-6.14	-	-	181	100	V
			* 5.45991	47.89	RMS	34.4	-35.1	0.67	47.86	54	-6.14	-	-	181	100	V
			5.469754	63.13	Pk	34.4	-35	0	62.53	-	-	68.2	-5.67	181	100	V
			5.47	62.41	Pk	34.4	-35	0	61.81	-	-	68.2	-6.39	181	100	V
EHT160 (RU 996 / Index S67)	5570 (Upper)		5.725	63.44	Pk	34.7	-36.6	0	61.54	-	-	68.2	-6.66	14	347	H
			5.727418	64.66	Pk	34.7	-36.6	0	62.76	-	-	68.2	-5.44	14	347	H
			5.725	64.64	Pk	34.7	-36.6	0	62.74	-	-	68.2	-5.46	336	106	V
			5.726908	65.4	Pk	34.7	-36.6	0	63.5	-	-	68.2	-4.7	336	106	V
EHT160 (RU 242 / Index S64)			5.725	58.38	Pk	34.7	-36.6	0	56.48	-	-	68.2	-11.72	14	255	H
			5.72569	61.75	Pk	34.7	-36.6	0	59.85	-	-	68.2	-8.35	14	255	H
			5.725	61.46	Pk	34.7	-36.6	0	59.56	-	-	68.2	-8.64	338	121	V
			5.728778	64.72	Pk	34.7	-36.6	0	62.82	-	-	68.2	-5.38	338	121	V
EHT160 (RU 996 / Index 67)	5570 (Lower)	5	* 5.459554	48.38	RMS	35	-34.6	0.54	49.32	54	-4.68	-	-	23	106	H
			* 5.459554	48.38	RMS	35	-34.6	0.54	49.32	54	-4.68	-	-	23	106	H
			* 5.459999	63.38	Pk	35	-34.6	0	63.78	-	-	74	-10.22	23	106	H
			* 5.46	63.22	Pk	35	-34.6	0	63.62	-	-	68.2	-4.58	23	106	H
			* 5.46	47.42	RMS	35	-34.6	0.54	48.36	54	-5.64	-	-	23	106	H
			5.467377	62.81	Pk	35	-34.64	0	63.17	-	-	68.2	-5.03	23	106	H
			5.47	60.34	Pk	35	-34.6	0	60.74	-	-	68.2	-7.46	23	106	H
			* 5.457888	48.84	RMS	35	-34.69	0.54	49.69	54	-4.31	-	-	50	158	V
			* 5.457888	48.84	RMS	35	-34.69	0.54	49.69	54	-4.31	-	-	50	158	V
			* 5.459532	63.26	Pk	35	-34.6	0	63.66	-	-	74	-10.34	50	158	V
			* 5.46	61.46	Pk	35	-34.6	0	61.86	-	-	68.2	-6.34	50	158	V
			* 5.46	48.37	RMS	35	-34.6	0.54	49.31	54	-4.69	-	-	50	158	V
			5.468465	62.97	Pk	35	-34.7	0	63.27	-	-	68.2	-4.93	50	158	V
			5.47	60.46	Pk	35	-34.6	0	60.86	-	-	68.2	-7.34	50	158	V
EHT160 (RU 242 / Index 61)			* 5.456999	46.74	RMS	35	-34.6	0.67	47.81	54	-6.19	-	-	26	110	H
			* 5.456999	46.74	RMS	35	-34.6	0.67	47.81	54	-6.19	-	-	26	110	H
			* 5.457421	58.87	Pk	35	-34.64	0	59.23	-	-	74	-14.77	26	110	H
			* 5.46	56.94	Pk	35	-34.6	0	57.34	-	-	68.2	-10.86	26	110	H
			* 5.46	45.87	RMS	35	-34.6	0.67	46.94	54	-7.06	-	-	26	110	H
			5.460466	59.71	Pk	35	-34.6	0	60.11	-	-	68.2	-8.09	26	110	H
			5.47	55.93	Pk	35	-34.6	0	56.33	-	-	68.2	-11.87	26	110	H
			* 5.459199	48.15	RMS	35	-34.6	0.67	49.22	54	-4.78	-	-	65	170	V
			* 5.459199	48.15	RMS	35	-34.6	0.67	49.22	54	-4.78	-	-	65	170	V
			* 5.459866	61.45	Pk	35	-34.6	0	61.85	-	-	74	-12.15	65	170	V
			* 5.46	60.81	Pk	35	-34.6	0	61.21	-	-	68.2	-6.99	65	170	V
			* 5.46	46.71	RMS	35	-34.6	0.67	47.78	54	-6.22	-	-	65	170	V
			5.463843	62.42	Pk	35	-34.6	0	62.82	-	-	68.2	-5.38	65	170	V
			5.47	57.83	Pk	35	-34.6	0	58.23	-	-	68.2	-9.97	65	170	V
EHT160 (RU 996 / Index S67)	5570 (Upper)		5.725	63.44	Pk	34.7	-36.6	0	61.54	-	-	68.2	-6.66	14	347	H
			5.727418	64.66	Pk	34.7	-36.6	0	62.76	-	-	68.2	-5.44	14	347	H
			5.725	64.64	Pk	34.7	-36.6	0	62.74	-	-	68.2	-5.46	336	106	V
			5.726908	65.4	Pk	34.7	-36.6	0	63.5	-	-	68.2	-4.7	336	106	V
EHT160 (RU 242 / Index S64)			5.725	58.38	Pk	34.7	-36.6	0	56.48	-	-	68.2	-11.72	14	255	H
			5.72569	61.75	Pk	34.7	-36.6	0	59.85	-	-	68.2	-8.35	14	255	H
			5.725	61.46	Pk	34.7	-36.6	0	59.56	-	-	68.2	-8.64	338	121	V
			5.728778	64.72	Pk	34.7	-36.6	0	62.82	-	-	68.2	-5.38	338	121	V

* - indicates frequency in CFR47 Pt 15 / IC RSS-Restricted Band
Pk - Peak detector
RMS - RMS detection

UL LLC.
47173 Benicia Street, Fremont, CA 94538; USA. TEL:(510) 319-4000 FAX:(510) 661-0888
This report shall not be reproduced except in full, without the written approval of UL LLC.

1TX Antenna 6 MODE: PARTIAL RU52

BANDEDGE (LOW CHANNEL / 5500MHz)

HORIZONTAL RESULT

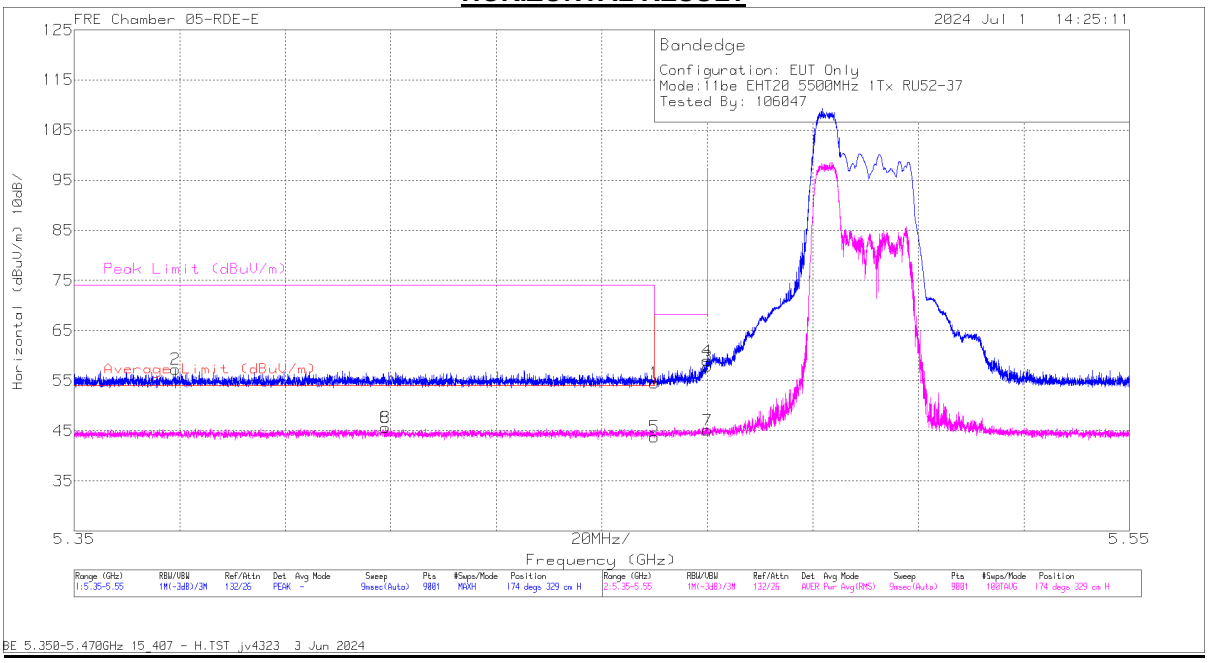

Marker	Frequency (GHz)	Meter Reading (dBuV)	Det	222740 ACF (dB/m)	Gain/Loss (dB)	DCCF (dB)	Corrected Reading (dBuV/m)	Average Limit (dBuV/m)	Margin (dB)	Peak Limit (dBuV/m)	PK Margin (dB)	Azimuth (Degs)	Height (cm)	Polarity
1	* 5.46	55.26	Pk	34.4	-35.1	0	54.56	-	-	68.2	-13.64	174	329	H
2	* 5.369222	58.19	Pk	34.4	-35.32	0	57.27	-	-	74	-16.73	174	329	H
5	* 5.46	44.03	RMS	34.4	-35.1	0.57	43.9	54	-10.1	-	-	174	329	H
6	* 5.409044	45.9	RMS	34.5	-35.2	0.57	45.77	54	-8.23	-	-	174	329	H
8	* 5.409044	45.9	RMS	34.5	-35.2	0.57	45.77	54	-8.23	-	-	174	329	H
4	5.469888	59.58	Pk	34.4	-35	0	58.98	-	-	68.2	-9.22	174	329	H
3	5.47	58.44	Pk	34.4	-35	0	57.84	-	-	68.2	-10.36	174	329	H

* - indicates frequency in CFR47 Pt 15 / IC RSS-Restricted Band
Pk - Peak detector
RMS - RMS detection

UL LLC.
47173 Benicia Street, Fremont, CA 94538; USA. TEL:(510) 319-4000 FAX:(510) 661-0888
This report shall not be reproduced except in full, without the written approval of UL LLC.

1TX Antenna 6 MODE: PARTIAL RU52

BANDEDGE (LOW CHANNEL / 5500MHz)

VERTICAL RESULT

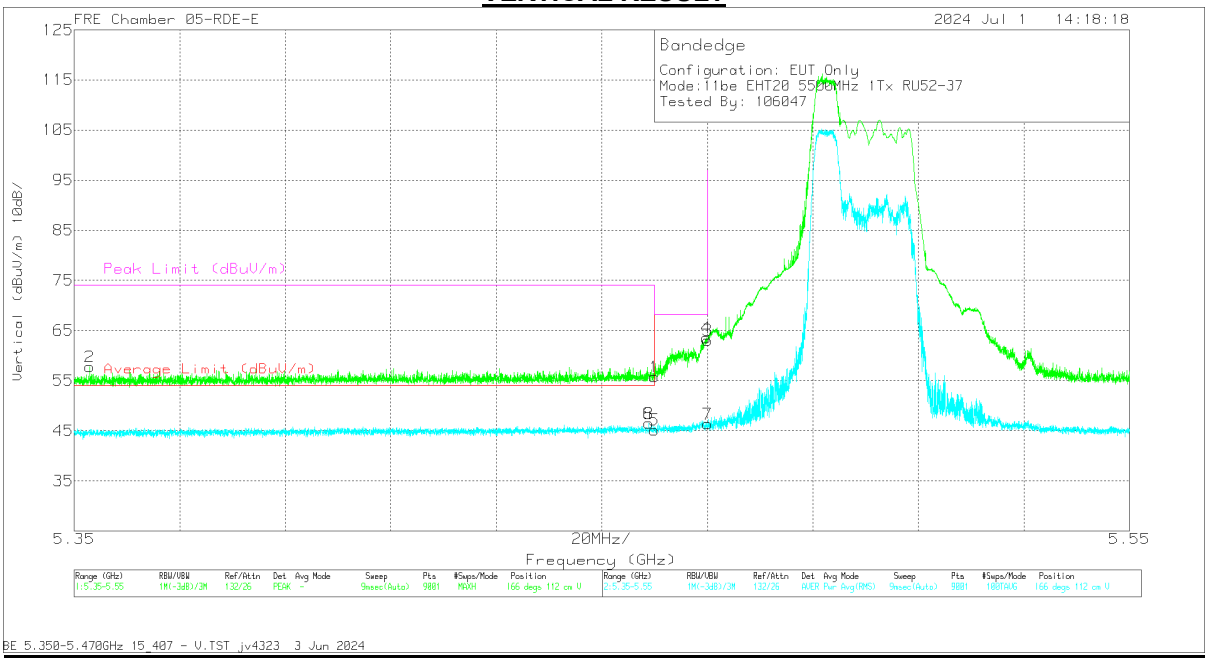

Marker	Frequency (GHz)	Meter Reading (dBuV)	Det	222740 ACF (dB/m)	DCCF (dB)	Gain/Loss (dB)	Corrected Reading (dBuV/m)	Average Limit (dBuV/m)	Margin (dB)	Peak Limit (dBuV/m)	PK Margin (dB)	Azimuth (Degs)	Height (cm)	Polarity
1	* 5.46	56.43	Pk	34.4	0	-35.1	55.73	-	-	68.2	-12.47	166	112	V
2	* 5.352978	58.63	Pk	34.4	0	-35.3	57.73	-	-	74	-16.27	166	112	V
5	* 5.46	45.47	RMS	34.4	0.57	-35.1	45.34	54	-8.66	-	-	166	112	V
6	* 5.458866	46.76	RMS	34.4	0.57	-35.1	46.63	54	-7.37	-	-	166	112	V
8	* 5.458866	46.76	RMS	34.4	0.57	-35.1	46.63	54	-7.37	-	-	166	112	V
4	5.469843	64.16	Pk	34.4	0	-35	63.56	-	-	68.2	-4.64	166	112	V
3	5.47	63.68	Pk	34.4	0	-35	63.08	-	-	68.2	-5.12	166	112	V

* - indicates frequency in CFR47 Pt 15 / IC RSS-Restricted Band
Pk - Peak detector
RMS - RMS detection

UL LLC.
47173 Benicia Street, Fremont, CA 94538; USA. TEL:(510) 319-4000 FAX:(510) 661-0888
This report shall not be reproduced except in full, without the written approval of UL LLC.

1TX Antenna 6 MODE: PARTIAL RU52

BANDEDGE (HIGH CHANNEL / 5700MHz)

HORIZONTAL RESULT

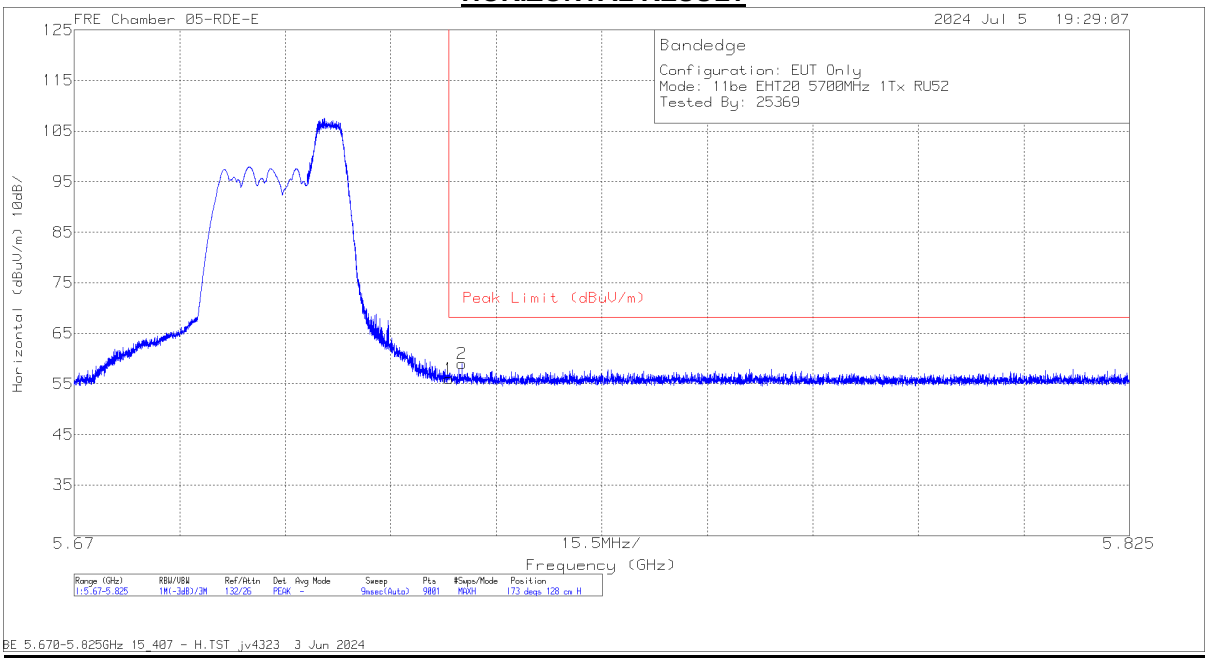

Marker	Frequency (GHz)	Meter Reading (dBuV)	Det	222740 ACF (dB/m)	DCCF (dB)	Gain/Loss (dB)	Corrected Reading (dBuV/m)	Peak Limit (dBuV/m)	PK Margin (dB)	Azimuth (Degs)	Height (cm)	Polarity
1	5.725	56.1	Pk	34.5	0	-34.6	56	68.2	-12.2	173	128	H
2	5.726936	59.13	Pk	34.5	0	-34.6	59.03	68.2	-9.17	173	128	H

Pk - Peak detector

UL LLC.
47173 Benicia Street, Fremont, CA 94538; USA. TEL:(510) 319-4000 FAX:(510) 661-0888
This report shall not be reproduced except in full, without the written approval of UL LLC.

1TX Antenna 6 MODE: PARTIAL RU52

BANDEDGE (HIGH CHANNEL / 5700MHz)

VERTICAL RESULT

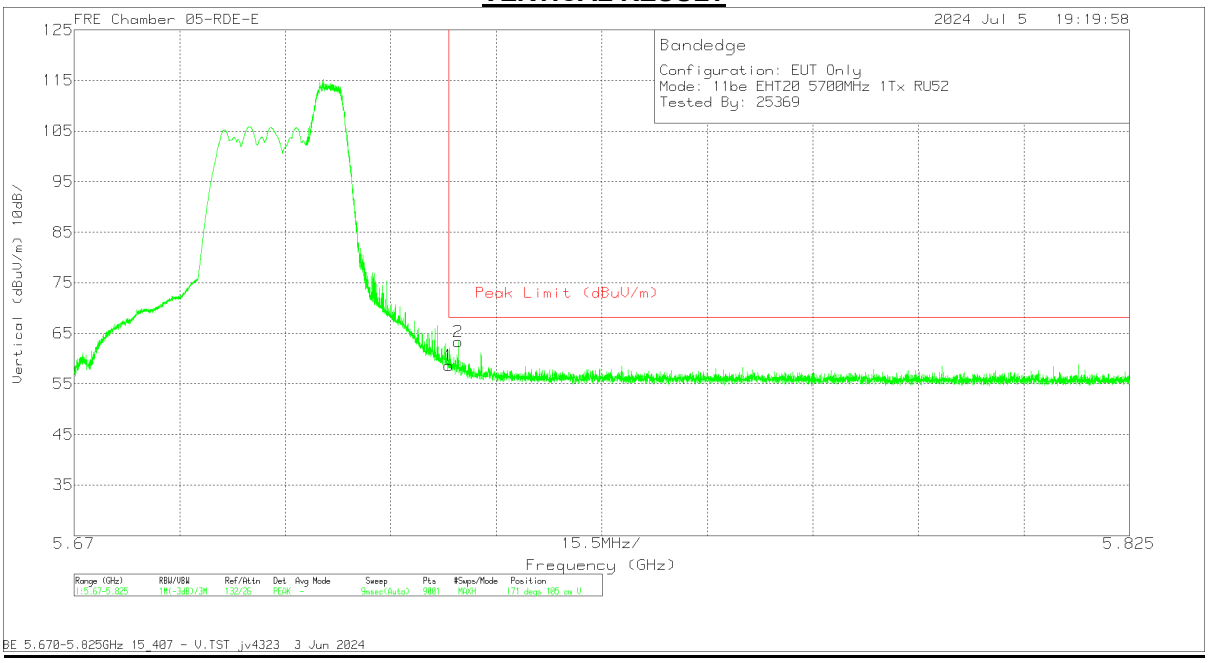

Marker	Frequency (GHz)	Meter Reading (dBuV)	Det	222740 ACF (dB/m)	DCCF (dB)	Gain/Loss (dB)	Corrected Reading (dBuV/m)	Peak Limit (dBuV/m)	PK Margin (dB)	Azimuth (Degs)	Height (cm)	Polarity
1	5.725	58.77	Pk	34.5	0	-34.6	58.67	68.2	-9.53	171	105	V
2	5.726402	63.41	Pk	34.5	0	-34.6	63.31	68.2	-4.89	171	105	V

Pk - Peak detector

UL LLC.
47173 Benicia Street, Fremont, CA 94538; USA. TEL:(510) 319-4000 FAX:(510) 661-0888
This report shall not be reproduced except in full, without the written approval of UL LLC.

1.1.21. 802.11be MIMO SU MODE IN UNII-2C BAND – BANDEDGES

UNII-2c (MIMO CDD)	Channel Frequency (MHz)	Ant. #	Frequency (GHz)	Meter Reading (dBuV)	Det	AF (dB/m)	Amp/Cbl/ Fltr/Pad (dB)	DCCF (dB)	Correct Reading (dBuV/m)	Avg Limit (dBuV/m)	Avg Margin (dB)	Pk Limit (dBuV/m)	Pk Margin (dB)	Azimuth (Degs)	Height (cm)	Polarity
EHT20 (SU Mode)	5500	6 + 5	* 5.452288	58.85	Pk	35	-34.67	0	59.18	-	-	74	-14.82	224	102	H
			* 5.45651	45.93	RMS	35	-34.6	0.54	46.87	54	-7.13	-	-	224	102	H
			* 5.45651	45.93	RMS	35	-34.6	0.54	46.87	54	-7.13	-	-	224	102	H
			* 5.46	57.31	Pk	35	-34.6	0	57.71	-	-	68.2	-10.49	224	102	H
			* 5.46	44.94	RMS	35	-34.6	0.54	45.88	54	-8.12	-	-	224	102	H
			5.468288	63.26	Pk	35	-34.7	0	63.56	-	-	68.2	-4.64	224	102	H
			5.47	60.4	Pk	35	-34.6	0	60.8	-	-	68.2	-7.4	224	102	H
			* 5.431155	45.39	RMS	35	-34.32	0.54	46.61	54	-7.39	-	-	29	340	V
			* 5.431155	45.39	RMS	35	-34.32	0.54	46.61	54	-7.39	-	-	29	340	V
			* 5.450132	58.02	Pk	35	-34.7	0	58.32	-	-	74	-15.68	29	340	V
			* 5.46	56.16	Pk	35	-34.6	0	56.56	-	-	68.2	-11.64	29	340	V
			* 5.46	45.18	RMS	35	-34.6	0.54	46.12	54	-7.88	-	-	29	340	V
			5.465066	59.6	Pk	35	-34.61	0	59.99	-	-	68.2	-8.21	29	340	V
			5.47	57.12	Pk	35	-34.6	0	57.52	-	-	68.2	-10.68	29	340	V
	5700		5.725	43.31	Pk	34.9	-16.6	0	61.61	-	-	68.2	-6.59	323	102	H
			5.725031	44.67	Pk	34.9	-16.6	0	62.97	-	-	68.2	-5.23	323	102	H
			5.725	40.69	Pk	34.9	-16.6	0	58.99	-	-	68.2	-9.21	240	105	V
			5.792288	41.59	Pk	34.9	-16.1	0	60.39	-	-	68.2	-7.81	240	105	V
EHT40 (SU Mode)	5510	6 + 5	* 5.45991	46.21	RMS	35	-34.6	0.55	47.16	54	-6.84	-	-	202	129	H
			* 5.45991	46.21	RMS	35	-34.6	0.55	47.16	54	-6.84	-	-	202	129	H
			* 5.459932	60.73	Pk	35	-34.6	0	61.13	-	-	74	-12.87	202	129	H
			* 5.46	58.45	Pk	35	-34.6	0	58.85	-	-	68.2	-9.35	202	129	H
			* 5.46	45.24	RMS	35	-34.6	0.55	46.19	54	-7.81	-	-	202	129	H
			5.46251	62.39	Pk	35	-34.65	0	62.74	-	-	68.2	-5.46	202	129	H
			5.47	58.81	Pk	35	-34.6	0	59.21	-	-	68.2	-8.99	202	129	H
			* 5.430999	45.38	RMS	35	-34.3	0.55	46.63	54	-7.37	-	-	32	103	V
			* 5.430999	45.38	RMS	35	-34.3	0.55	46.63	54	-7.37	-	-	32	103	V
			* 5.459243	58.42	Pk	35	-34.6	0	58.82	-	-	74	-15.18	32	103	V
			* 5.46	57.79	Pk	35	-34.6	0	58.19	-	-	68.2	-10.01	32	103	V
			* 5.46	45.07	RMS	35	-34.6	0.55	46.02	54	-7.98	-	-	32	103	V
			5.467043	59.94	Pk	35	-34.6	0	60.34	-	-	68.2	-7.86	32	103	V
			5.47	57.1	Pk	35	-34.6	0	57.5	-	-	68.2	-10.7	32	103	V
	5670		5.725	56.35	Pk	35.2	-34.1	0	57.45	-	-	68.2	-10.75	3	141	H
			5.728589	58.91	Pk	35.2	-34.06	0	60.05	-	-	68.2	-8.15	3	141	H
			5.725	54.7	Pk	35.2	-34.1	0	55.8	-	-	68.2	-12.4	312	297	V
			5.783183	57.98	Pk	35.3	-34.06	0	59.22	-	-	68.2	-8.98	312	297	V
EHT80 (SU Mode)	5530	6	* 5.46	61.16	Pk	34.4	-35.1	0	60.46	-	-	68.2	-7.74	178	285	H
			* 5.458421	63.17	Pk	34.4	-35.1	0	62.47	-	-	74	-11.53	178	285	H
			* 5.46	48.47	RMS	34.4	-35.1	0.59	48.36	54	-5.64	-	-	178	285	H
			* 5.459599	50.17	RMS	34.4	-35.1	0.59	50.06	54	-3.94	-	-	178	285	H
			* 5.459599	50.17	RMS	34.4	-35.1	0.59	50.06	54	-3.94	-	-	178	285	H
			5.468488	64.28	Pk	34.4	-35	0	63.68	-	-	68.2	-4.52	178	285	H
			5.47	62.62	Pk	34.4	-35	0	62.02	-	-	68.2	-6.18	178	285	H
			* 5.46	62.1	Pk	34.4	-35.1	0	61.4	-	-	68.2	-6.8	138	285	V
			* 5.455599	63.52	Pk	34.4	-35.1	0	62.82	-	-	74	-11.18	138	285	V
			* 5.46	48.51	RMS	34.4	-35.1	0.59	48.4	54	-5.6	-	-	138	285	V
			* 5.455399	49.8	RMS	34.4	-35.1	0.59	49.69	54	-4.31	-	-	138	285	V
			* 5.455399	49.8	RMS	34.4	-35.1	0.59	49.69	54	-4.31	-	-	138	285	V
			5.465688	63.89	Pk	34.4	-35.07	0	63.22	-	-	68.2	-4.98	138	285	V
			5.47	61.62	Pk	34.4	-35	0	61.02	-	-	68.2	-7.18	138	285	V
	5610		5.725	62.2	Pk	34.7	-36.6	0	60.3	-	-	68.2	-7.9	343	145	H
			5.725945	65.58	Pk	34.7	-36.6	0	63.68	-	-	68.2	-4.52	343	145	H
			5.725	57.84	Pk	34.7	-36.6	0	55.94	-	-	68.2	-12.26	297	154	V
			5.761758	59.53	Pk	34.7	-36.4	0	57.83	-	-	68.2	-10.37	297	154	V
EHT160 (SU Mode)	5570 (Low BE)	5	* 5.46	65.98	Pk	34.3	-39.8	0	60.48	-	-	68.2	-7.72	161	174	H
			* 5.413955	68.1	Pk	34.4	-39.8	0	62.7	-	-	74	-11.3	161	174	H
			* 5.46	54.11	RMS	34.3	-39.8	0.68	49.29	54	-4.71	-	-	161	174	H
			* 5.414333	55.61	RMS	34.4	-39.8	0.68	50.89	54	-3.11	-	-	161	174	H
			* 5.414333	55.61	RMS	34.4	-39.8	0.68	50.89	54	-3.11	-	-	161	174	H
			5.466888	66.91	Pk	34.3	-39.79	0	61.42	-	-	68.2	-6.78	161	174	H
			5.47	64.2	Pk	34.3	-39.8	0	58.7	-	-	68.2	-9.5	161	174	H
			* 5.46	64.3	Pk	34.3	-39.8	0	58.8	-	-	68.2	-9.4	120	149	V
			* 5.415599	65.61	Pk	34.4	-39.8	0	60.21	-	-	74	-13.79	120	149	V
			* 5.46	51.82	RMS	34.3	-39.8	0.68	47	54	-7	-	-	120	149	V
			* 5.455466	53.98	RMS	34.3	-39.8	0.68	49.16	54	-4.84	-	-	120	149	V
			* 5.455466	53.98	RMS	34.3	-39.8	0.68	49.16	54	-4.84	-	-	120	149	V
			5.460421	65.84	Pk	34.3	-39.8	0	60.34	-	-	68.2	-7.86	120	149	V
			5.47	61.94	Pk	34.3	-39.8	0	56.44	-	-	68.2	-11.76	120	149	V
	5570 (High BE)		5.725	62.08	Pk	34.7	-36.6	0	60.18	-	-	68.2	-8.02	14	139	H
			5.726795	65.53	Pk	34.7	-36.6	0	63.63	-	-	68.2	-4.57	14	139	H
			5.725	57.33	Pk	34.7	-36.6	0	55.43	-	-	68.2	-12.77	19	272	V
			5.725208	59.43	Pk	34.7	-36.6	0	57.53	-	-	68.2	-10.67	19	272	V

* - indicates frequency in CFR47 Pt 15 / IC RSS-Restricted Band
Pk - Peak detector
RMS - RMS detection

UL LLC.
47173 Benicia Street, Fremont, CA 94538; USA. TEL:(510) 319-4000 FAX:(510) 661-0888
This report shall not be reproduced except in full, without the written approval of UL LLC.

BANDEDGE (LOW CHANNEL / 5500MHz)

HORIZONTAL RESULT

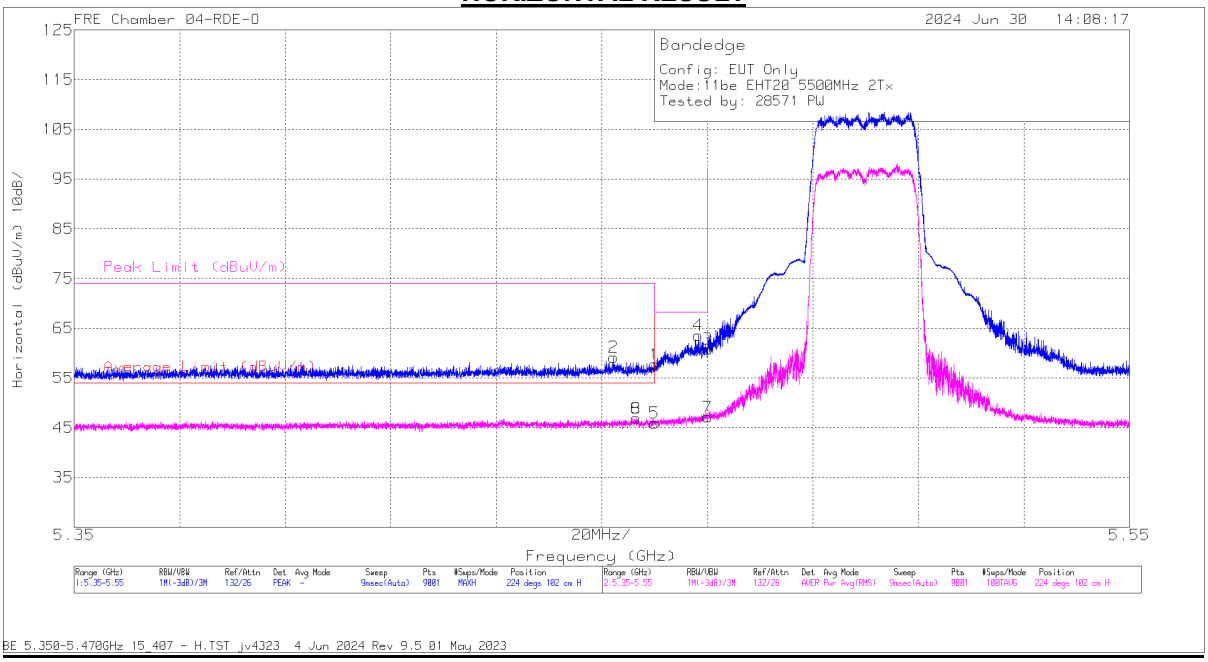

Marker	Frequency (GHz)	Meter Reading (dBuV)	Det	80402 ACF (dB/m)	DCCF (dB)	Gain/Loss (dB)	Corrected Reading (dBuV/m)	Average Limit (dBuV/m)	Margin (dB)	Peak Limit (dBuV/m)	PK Margin (dB)	Azimuth (Degs)	Height (cm)	Polarity
2	* 5.452288	58.85	Pk	35	0	-34.67	59.18	-	-	74	-14.82	224	102	H
6	* 5.45651	45.93	RMS	35	.54	-34.6	46.87	54	-7.13	-	-	224	102	H
8	* 5.45651	45.93	RMS	35	.54	-34.6	46.87	54	-7.13	-	-	224	102	H
1	* 5.46	57.31	Pk	35	0	-34.6	57.71	-	-	68.2	-10.49	224	102	H
5	* 5.46	44.94	RMS	35	.54	-34.6	45.88	54	-8.12	-	-	224	102	H
4	5.468288	63.26	Pk	35	0	-34.7	63.56	-	-	68.2	-4.64	224	102	H
3	5.47	60.4	Pk	35	0	-34.6	60.8	-	-	68.2	-7.4	224	102	H

* - indicates frequency in CFR47 Pt 15 / IC RSS-Restricted Band
Pk - Peak detector
RMS - RMS detection

UL LLC.
47173 Benicia Street, Fremont, CA 94538; USA. TEL:(510) 319-4000 FAX:(510) 661-0888
This report shall not be reproduced except in full, without the written approval of UL LLC.

BANDEDGE (LOW CHANNEL / 5500MHz)

VERTICAL RESULT

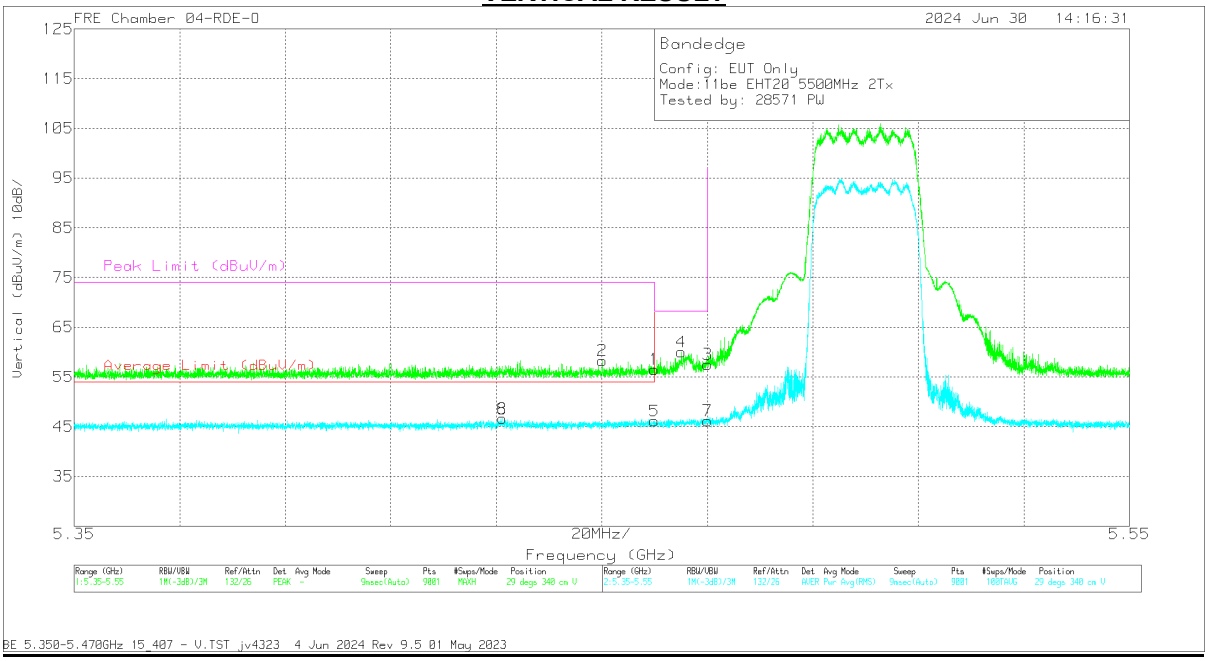

Marker	Frequency (GHz)	Meter Reading (dBuV)	Det	80402 ACF (dB/m)	DCCF (dB)	Gain/Loss (dB)	Corrected Reading (dBuV/m)	Average Limit (dBuV/m)	Margin (dB)	Peak Limit (dBuV/m)	PK Margin (dB)	Azimuth (Degs)	Height (cm)	Polarity
6	* 5.431155	45.39	RMS	35	.54	-34.32	46.61	54	-7.39	-	-	29	340	V
8	* 5.431155	45.39	RMS	35	.54	-34.32	46.61	54	-7.39	-	-	29	340	V
2	* 5.450132	58.02	Pk	35	0	-34.7	58.32	-	-	74	-15.68	29	340	V
1	* 5.46	56.16	Pk	35	0	-34.6	56.56	-	-	68.2	-11.64	29	340	V
5	* 5.46	45.18	RMS	35	.54	-34.6	46.12	54	-7.88	-	-	29	340	V
4	5.465066	59.6	Pk	35	0	-34.61	59.99	-	-	68.2	-8.21	29	340	V
3	5.47	57.12	Pk	35	0	-34.6	57.52	-	-	68.2	-10.68	29	340	V

* - indicates frequency in CFR47 Pt 15 / IC RSS-Restricted Band
Pk - Peak detector
RMS - RMS detection

UL LLC.
47173 Benicia Street, Fremont, CA 94538; USA. TEL:(510) 319-4000 FAX:(510) 661-0888
This report shall not be reproduced except in full, without the written approval of UL LLC.

BANDEDGE (HIGH CHANNEL / 5700MHz)

HORIZONTAL RESULT

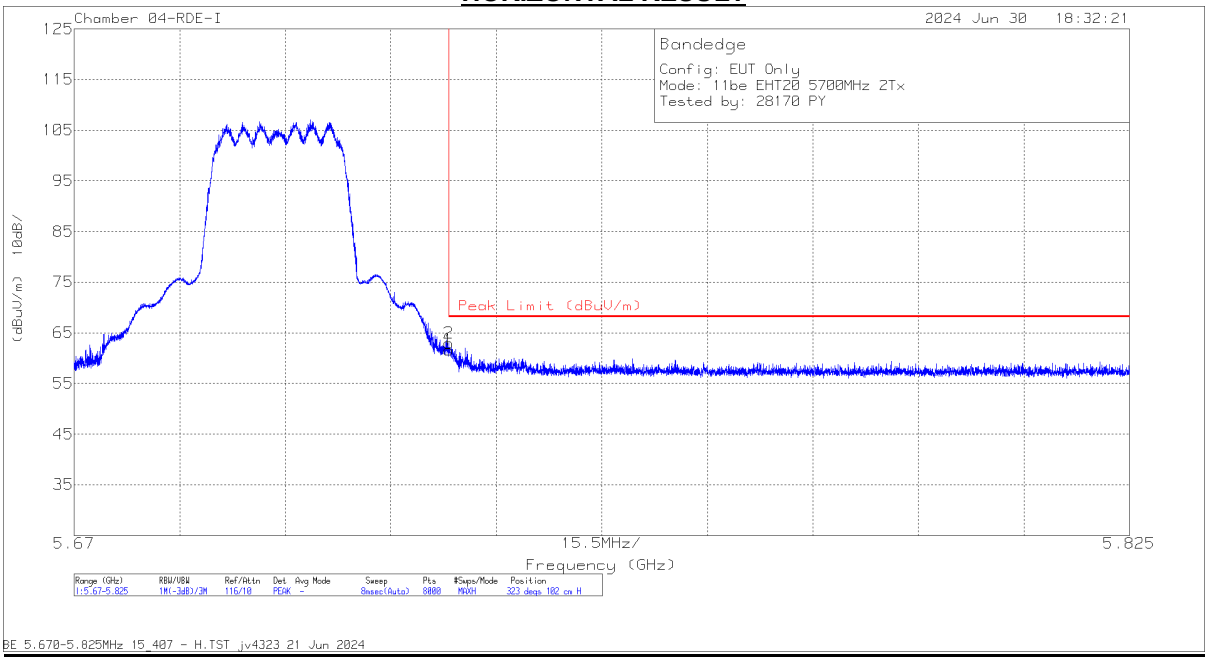

Marker	Frequency (GHz)	Meter Reading (dBuV)	Det	84797 ACF (dB/m)	CBL AMP Pad(dB)	DCCF (dB)	Corrected Reading (dBuV/m)	Peak Limit (dBuV/m)	PK Margin (dB)	Azimuth (Degs)	Height (cm)	Polarity
1	5.725	43.31	Pk	34.9	-16.6	0	61.61	68.2	-6.59	323	102	H
2	5.725031	44.67	Pk	34.9	-16.6	0	62.97	68.2	-5.23	323	102	H

Pk - Peak detector

UL LLC.
47173 Benicia Street, Fremont, CA 94538; USA. TEL:(510) 319-4000 FAX:(510) 661-0888
This report shall not be reproduced except in full, without the written approval of UL LLC.

BANDEDGE (HIGH CHANNEL / 5700MHz)

VERTICAL RESULT

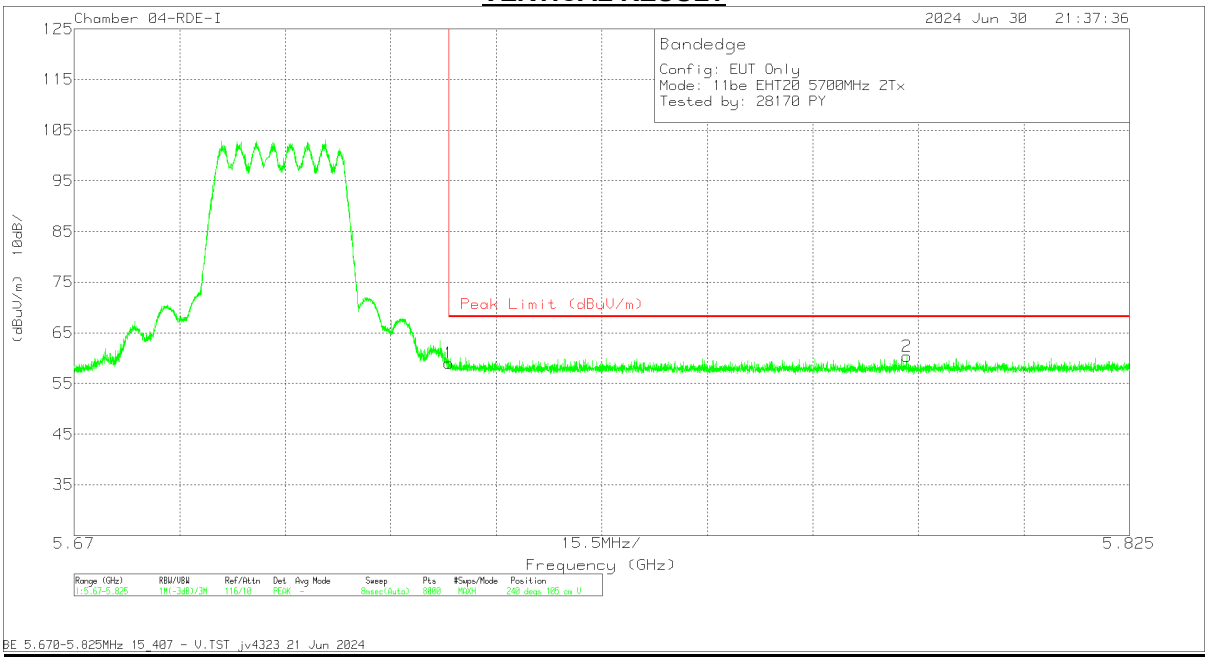

Marker	Frequency (GHz)	Meter Reading (dBuV)	Det	84797 ACF (dB/m)	CBL AMP Pad(dB)	DCCF (dB)	Corrected Reading (dBuV/m)	Peak Limit (dBuV/m)	PK Margin (dB)	Azimuth (Degs)	Height (cm)	Polarity
1	5.725	40.69	Pk	34.9	-16.6	0	58.99	68.2	-9.21	240	105	V
2	5.792288	41.59	Pk	34.9	-16.1	0	60.39	68.2	-7.81	240	105	V

Pk - Peak detector

UL LLC.
47173 Benicia Street, Fremont, CA 94538; USA. TEL:(510) 319-4000 FAX:(510) 661-0888
This report shall not be reproduced except in full, without the written approval of UL LLC.

1.1.22. 802.11be MIMO PARTIAL RU MODE IN UNII-2C BAND - BANDEDGES

UNII-2c (MIMO CDD)	Channel Frequency (MHz)	Ant. #	Frequency (GHz)	Meter Reading (dBuV)	Det	AF (dB/m)	Amp/Cbl/ Fltr/Pad (dB)	DCCF (dB)	Correct Reading (dBuV/m)	Avg Limit (dBuV/m)	Avg Margin (dB)	Pk Limit (dBuV/m)	Pk Margin (dB)	Azimuth (Degs)	Height (cm)	Polarity
EHT20 (RU 52 / Index 37)	5500	6 + 5	* 5.46	57.21	Pk	34.4	-35.1	0	56.51	-	-	68.2	-11.69	174	128	H
			* 5.459977	59.94	Pk	34.4	-35.1	0	59.24	-	-	74	-14.76	174	128	H
			* 5.46	45.49	RMS	34.4	-35.1	0.57	45.36	54	-8.64	-	-	174	128	H
			* 5.454421	46.69	RMS	34.4	-35.04	0.57	46.62	54	-7.38	-	-	174	128	H
			* 5.454421	46.69	RMS	34.4	-35.04	0.57	46.62	54	-7.38	-	-	174	128	H
			5.469377	64.07	Pk	34.4	-35	0	63.47	-	-	68.2	-4.73	174	128	H
			5.47	63.33	Pk	34.4	-35	0	62.73	-	-	68.2	-5.47	174	128	H
			* 5.46	56.93	Pk	34.4	-35.1	0	56.23	-	-	68.2	-11.97	119	141	V
			* 5.456443	59.15	Pk	34.4	-35.1	0	58.45	-	-	74	-15.55	119	141	V
			* 5.46	45.39	RMS	34.4	-35.1	0.57	45.26	54	-8.74	-	-	119	141	V
			* 5.455577	46.56	RMS	34.4	-35.1	0.57	46.43	54	-7.57	-	-	119	141	V
			* 5.455577	46.56	RMS	34.4	-35.1	0.57	46.43	54	-7.57	-	-	119	141	V
			5.46991	63.57	Pk	34.4	-35	0	62.97	-	-	68.2	-5.23	119	141	V
			5.47	62.99	Pk	34.4	-35	0	62.39	-	-	68.2	-5.81	119	141	V
EHT20 (RU 52 / Index 40)	5700		5.725	58.85	Pk	34.9	-35.57	0	58.18	-	-	68.2	-10.02	224	136	H
			5.72573	63.58	Pk	34.9	-35.58	0	62.9	-	-	68.2	-5.3	224	136	H
			5.725	56.34	Pk	34.9	-35.57	0	55.67	-	-	68.2	-12.53	99	152	V
			5.725954	59.57	Pk	34.9	-35.58	0	58.89	-	-	68.2	-9.31	99	152	V
EHT40 (RU 52 / Index 37)	5510	6 + 5	* 5.46	58.19	Pk	34.4	-35.1	0	57.49	-	-	68.2	-10.71	206	170	H
			* 5.459866	60.32	Pk	34.4	-35.1	0	59.62	-	-	74	-14.38	206	170	H
			* 5.46	46.02	RMS	34.4	-35.1	0.57	45.89	54	-8.11	-	-	206	170	H
			* 5.442688	47.2	RMS	34.4	-35.1	0.57	47.07	54	-6.93	-	-	206	170	H
			* 5.442688	47.2	RMS	34.4	-35.1	0.57	47.07	54	-6.93	-	-	206	170	H
			5.469021	64.28	Pk	34.4	-35	0	63.68	-	-	68.2	-4.52	206	170	H
			5.47	60.83	Pk	34.4	-35	0	60.23	-	-	68.2	-7.97	206	170	H
			* 5.449132	64.32	Pk	34.4	-35.1	0	63.62	-	-	74	-10.38	122	156	V
			* 5.449599	49.66	RMS	34.4	-35.1	0.57	49.53	54	-4.47	-	-	122	156	V
			* 5.449599	49.66	RMS	34.4	-35.1	0.57	49.53	54	-4.47	-	-	122	156	V
			* 5.46	59.3	Pk	34.4	-35.1	0	58.6	-	-	68.2	-9.6	122	156	V
			* 5.46	46.22	RMS	34.4	-35.1	0.57	46.09	54	-7.91	-	-	122	156	V
			5.469999	64.23	Pk	34.4	-35	0	63.63	-	-	68.2	-4.57	122	156	V
			5.47	64.22	Pk	34.4	-35	0	63.62	-	-	68.2	-4.58	122	156	V
EHT40 (RU 52 / Index 44)	5670		5.725	57.53	Pk	34.5	-34.6	0	57.43	-	-	68.2	-10.77	116	139	H
			5.730001	63.44	Pk	34.5	-34.6	0	63.34	-	-	68.2	-4.86	116	139	H
			5.725	55.98	Pk	34.5	-34.6	0	55.88	-	-	68.2	-12.32	357	137	V
			5.725214	58.8	Pk	34.5	-34.6	0	58.7	-	-	68.2	-9.5	357	137	V
EHT80 (RU 242 / Index 61)	5530	6 + 5	* 5.46	41.37	Pk	35.1	-15.8	0	60.67	-	-	68.2	-7.53	286	262	H
			* 5.459638	42.85	Pk	35.1	-15.8	0	62.15	-	-	74	-11.85	286	262	H
			* 5.46	27.87	RMS	35.1	-15.8	0.66	47.83	54	-6.17	-	-	286	262	H
			* 5.458663	28.7	RMS	35.1	-15.8	0.66	48.66	54	-5.34	-	-	286	262	H
			* 5.458663	28.7	RMS	35.1	-15.8	0.66	48.66	54	-5.34	-	-	286	262	H
			5.466489	44.26	Pk	35.1	-15.7	0	63.66	-	-	68.2	-4.54	286	262	H
			5.47	40.61	Pk	35.1	-15.6	0	60.11	-	-	68.2	-8.09	286	262	H
			* 5.46	38.25	Pk	35.1	-15.8	0	57.55	-	-	68.2	-10.65	217	111	V
			* 5.456838	41.07	Pk	35.1	-15.7	0	60.47	-	-	74	-13.53	217	111	V
			* 5.46	27.9	RMS	35.1	-15.8	0.66	47.86	54	-6.14	-	-	217	111	V
			* 5.370803	29.41	RMS	34.8	-15.9	0.66	48.97	54	-5.03	-	-	217	111	V
			* 5.370803	29.41	RMS	34.8	-15.9	0.66	48.97	54	-5.03	-	-	217	111	V
			5.467814	41.31	Pk	35.1	-15.7	0	60.71	-	-	68.2	-7.49	217	111	V
			5.47	39.69	Pk	35.1	-15.6	0	59.19	-	-	68.2	-9.01	217	111	V
EHT80 (RU 242 / Index 64)	5610		5.725	57.63	Pk	34.7	-36.6	0	55.73	-	-	68.2	-12.47	202	290	H
			5.738638	59.81	Pk	34.7	-36.5	0	58.01	-	-	68.2	-10.19	202	290	H
			5.725	62.19	Pk	34.7	-36.6	0	60.29	-	-	68.2	-7.91	172	113	V
			5.729033	64.11	Pk	34.7	-36.6	0	62.21	-	-	68.2	-5.99	172	113	V

* - indicates frequency in CFR47 Pt 15 / IC RSS-Restricted Band
Pk - Peak detector
RMS - RMS detection

UL LLC.
47173 Benicia Street, Fremont, CA 94538; USA. TEL:(510) 319-4000 FAX:(510) 661-0888
This report shall not be reproduced except in full, without the written approval of UL LLC.

UNII-2c (MIMO CDD)	Channel Frequency (MHz)	Ant. #	Frequency (GHz)	Meter Reading (dBuV)	Det	AF (dB/m)	Amp/Cbl/ Fltr/Pad (dB)	DCCF (dB)	Correct Reading (dBuV/m)	Avg Limit (dBuV/m)	Avg Margin (dB)	Pk Limit (dBuV/m)	Pk Margin (dB)	Azimuth (Degs)	Height (cm)	Polarity
EHT160 (RU 996 / Index 67)	5570 (Lower)	6 + 5	* 5.46	64.6	Pk	34.3	-39.8	0	59.1	-	-	68.2	-9.1	92	154	H
			* 5.444644	69.28	Pk	34.3	-39.8	0	63.78	-	-	74	-10.22	92	154	H
			* 5.46	52.28	RMS	34.3	-39.8	0.54	47.32	54	-6.68	-	-	92	154	H
			* 5.458666	55.5	RMS	34.3	-39.77	0.54	50.57	54	-3.43	-	-	92	154	H
			* 5.458666	55.5	RMS	34.3	-39.77	0.54	50.57	54	-3.43	-	-	92	154	H
			5.466399	68.88	Pk	34.3	-39.74	0	63.44	-	-	68.2	-4.76	92	154	H
			5.47	65.18	Pk	34.3	-39.8	0	59.68	-	-	68.2	-8.52	92	154	H
			* 5.46	61.67	Pk	34.3	-39.8	0	56.17	-	-	68.2	-12.03	3	160	V
			* 5.443955	66.76	Pk	34.3	-39.8	0	61.26	-	-	74	-12.74	3	160	V
			* 5.46	51.33	RMS	34.3	-39.8	0.54	46.37	54	-7.63	-	-	3	160	V
			* 5.454155	52.32	RMS	34.3	-39.8	0.54	47.36	54	-6.64	-	-	3	160	V
			* 5.454155	52.32	RMS	34.3	-39.8	0.54	47.36	54	-6.64	-	-	3	160	V
			5.462466	66.23	Pk	34.3	-39.7	0	60.83	-	-	68.2	-7.37	3	160	V
			5.47	62.55	Pk	34.3	-39.8	0	57.05	-	-	68.2	-11.15	3	160	V
EHT160 (RU 242 / Index 61)			* 5.46	63.32	Pk	34.3	-39.8	0	57.82	-	-	68.2	-10.38	110	154	H
			* 5.457999	65.88	Pk	34.3	-39.7	0	60.48	-	-	74	-13.52	110	154	H
			* 5.46	47.9	RMS	34.3	-39.8	0.67	43.07	54	-10.93	-	-	110	154	H
			* 5.453888	49.18	RMS	34.3	-39.8	0.67	44.35	54	-9.65	-	-	110	154	H
			* 5.453888	49.18	RMS	34.3	-39.8	0.67	44.35	54	-9.65	-	-	110	154	H
			5.466754	68.9	Pk	34.3	-39.78	0	63.42	-	-	68.2	-4.78	110	154	H
			5.47	66.47	Pk	34.3	-39.8	0	60.97	-	-	68.2	-7.23	110	154	H
			* 5.46	61.62	Pk	34.3	-39.8	0	56.12	-	-	68.2	-12.08	175	278	V
			* 5.45851	66.03	Pk	34.3	-39.75	0	60.58	-	-	74	-13.42	175	278	V
			* 5.46	47.73	RMS	34.3	-39.8	0.67	42.9	54	-11.1	-	-	175	278	V
			* 5.458132	48.62	RMS	34.3	-39.71	0.67	43.88	54	-10.12	-	-	175	278	V
			* 5.458132	48.62	RMS	34.3	-39.71	0.67	43.88	54	-10.12	-	-	175	278	V
			5.469532	68.81	Pk	34.3	-39.8	0	63.31	-	-	68.2	-4.89	175	278	V
			5.47	68.76	Pk	34.3	-39.8	0	63.26	-	-	68.2	-4.94	175	278	V
EHT160 (RU 996 / Index S67)	5570 (Upper)		5.725	64.17	Pk	34.7	-36.6	0	62.27	-	-	68.2	-5.93	352	182	H
			5.72535	65.07	Pk	34.7	-36.6	0	63.17	-	-	68.2	-5.03	352	182	H
			5.725	57.28	Pk	34.7	-36.6	0	55.38	-	-	68.2	-12.82	20	270	V
			5.726398	61.03	Pk	34.7	-36.6	0	59.13	-	-	68.2	-9.07	20	270	V
EHT160 (RU 242 / Index S64)			5.725	61.53	Pk	34.7	-36.6	0	59.63	-	-	68.2	-8.57	358	129	H
			5.726313	64.77	Pk	34.7	-36.6	0	62.87	-	-	68.2	-5.33	358	129	H
			5.725	56.73	Pk	34.7	-36.6	0	54.83	-	-	68.2	-13.37	16	179	V
			5.729175	60.79	Pk	34.7	-36.58	0	58.91	-	-	68.2	-9.29	16	179	V

* - indicates frequency in CFR47 Pt 15 / IC RSS-Restricted Band
Pk - Peak detector
RMS - RMS detection

UL LLC.
47173 Benicia Street, Fremont, CA 94538; USA. TEL:(510) 319-4000 FAX:(510) 661-0888
This report shall not be reproduced except in full, without the written approval of UL LLC.

2TX Antenna 6 + Antenna 5 OFDMA MODE: RU52

BANDEDGE (LOW CHANNEL / 5500MHz)

HORIZONTAL RESULT

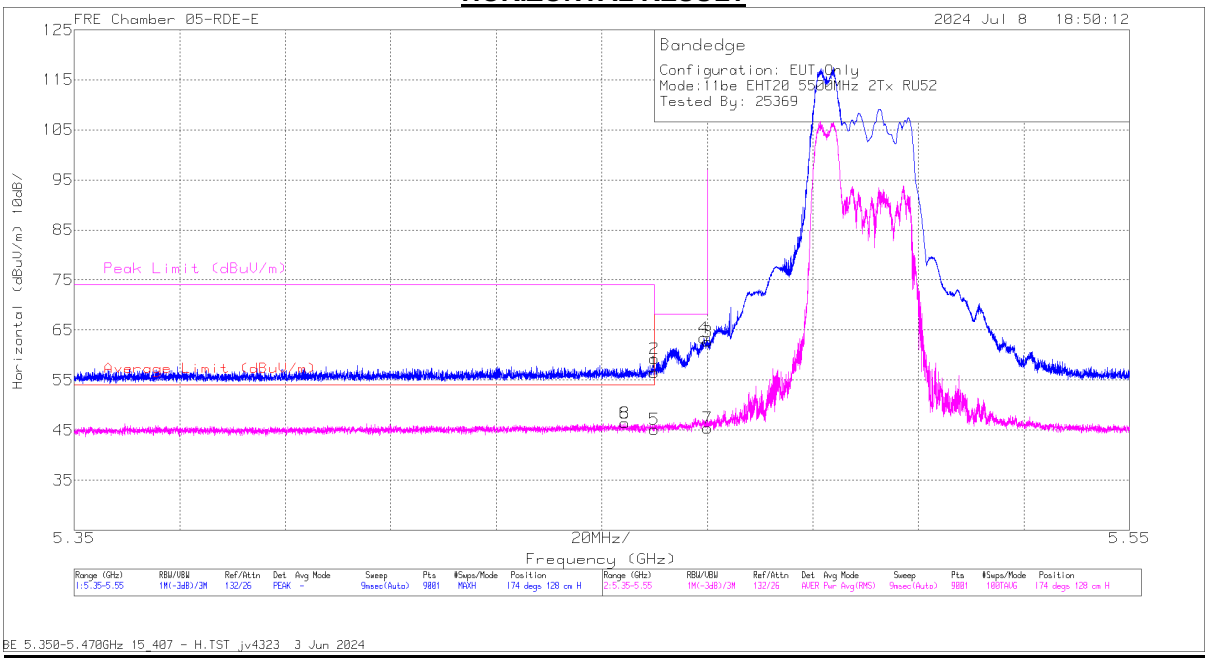

Marker	Frequency (GHz)	Meter Reading (dBuV)	Det	222740 ACF (dB/m)	DCCF (dB)	Gain/Loss (dB)	Corrected Reading (dBuV/m)	Average Limit (dBuV/m)	Margin (dB)	Peak Limit (dBuV/m)	PK Margin (dB)	Azimuth (Degs)	Height (cm)	Polarity
1	* 5.46	57.21	Pk	34.4	0	-35.1	56.51	-	-	68.2	-11.69	174	128	H
2	* 5.459977	59.94	Pk	34.4	0	-35.1	59.24	-	-	74	-14.76	174	128	H
5	* 5.46	45.49	RMS	34.4	0.57	-35.1	45.36	54	-8.64	-	-	174	128	H
6	* 5.454421	46.69	RMS	34.4	0.57	-35.04	46.62	54	-7.38	-	-	174	128	H
8	* 5.454421	46.69	RMS	34.4	0.57	-35.04	46.62	54	-7.38	-	-	174	128	H
4	5.469377	64.07	Pk	34.4	0	-35	63.47	-	-	68.2	-4.73	174	128	H
3	5.47	63.33	Pk	34.4	0	-35	62.73	-	-	68.2	-5.47	174	128	H

* - indicates frequency in CFR47 Pt 15 / IC RSS-Restricted Band
Pk - Peak detector
RMS - RMS detection

UL LLC.
47173 Benicia Street, Fremont, CA 94538; USA. TEL:(510) 319-4000 FAX:(510) 661-0888
This report shall not be reproduced except in full, without the written approval of UL LLC.

2TX Antenna 6 + Antenna 5 OFDMA MODE: RU52

BANDEDGE (LOW CHANNEL / 5500MHz)

VERTICAL RESULT

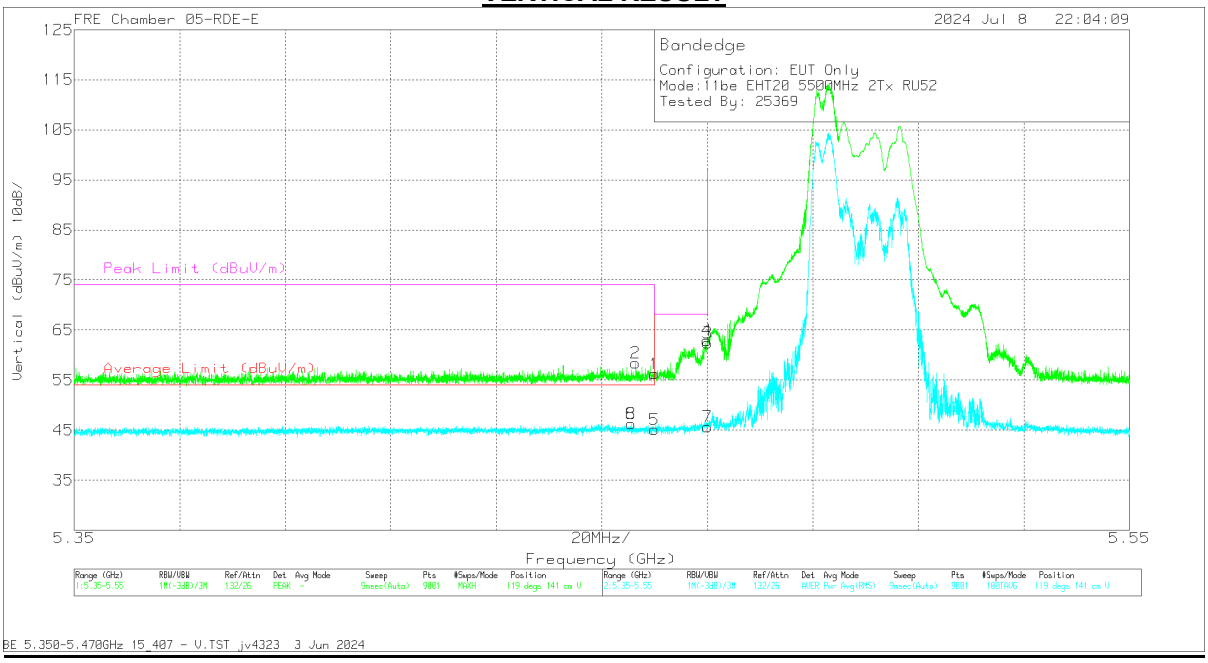

Marker	Frequency (GHz)	Meter Reading (dBuV)	Det	222740 ACF (dB/m)	DCCF (dB)	Gain/Loss (dB)	Corrected Reading (dBuV/m)	Average Limit (dBuV/m)	Margin (dB)	Peak Limit (dBuV/m)	PK Margin (dB)	Azimuth (Degs)	Height (cm)	Polarity
1	* 5.46	56.93	Pk	34.4	0	-35.1	56.23	-	-	68.2	-11.97	119	141	V
2	* 5.456443	59.15	Pk	34.4	0	-35.1	58.45	-	-	74	-15.55	119	141	V
5	* 5.46	45.39	RMS	34.4	0.57	-35.1	45.26	54	-8.74	-	-	119	141	V
6	* 5.455577	46.56	RMS	34.4	0.57	-35.1	46.43	54	-7.57	-	-	119	141	V
8	* 5.455577	46.56	RMS	34.4	0.57	-35.1	46.43	54	-7.57	-	-	119	141	V
4	5.46991	63.57	Pk	34.4	0	-35	62.97	-	-	68.2	-5.23	119	141	V
3	5.47	62.99	Pk	34.4	0	-35	62.39	-	-	68.2	-5.81	119	141	V

* - indicates frequency in CFR47 Pt 15 / IC RSS-Restricted Band
Pk - Peak detector
RMS - RMS detection

UL LLC.
47173 Benicia Street, Fremont, CA 94538; USA. TEL:(510) 319-4000 FAX:(510) 661-0888
This report shall not be reproduced except in full, without the written approval of UL LLC.

2TX Antenna 6 + Antenna 5 OFDMA MODE: RU52-Tones

BANDEDGE (HIGH CHANNEL / 5700MHz)

HORIZONTAL RESULT

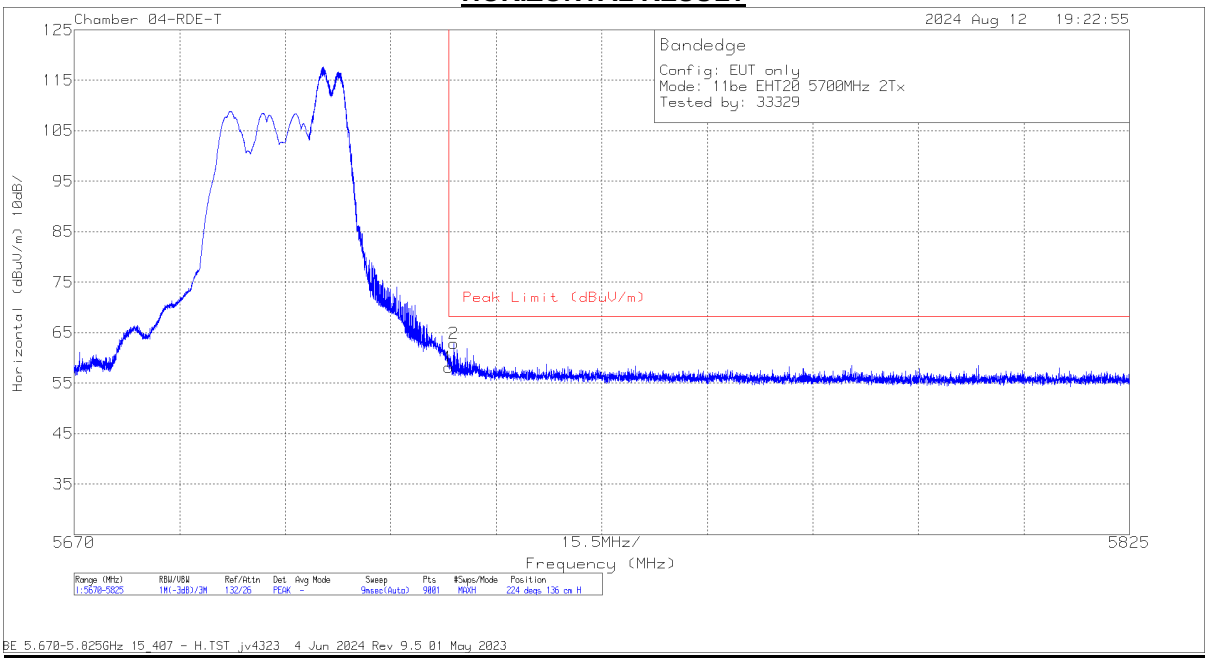

Marker	Frequency (GHz)	Meter Reading (dBuV)	Det	80430 ACF (dB/m)	DCCF (dB)	Gain/Loss (dB)	Corrected Reading (dBuV/m)	Peak Limit (dBuV/m)	PK Margin (dB)	Azimuth (Degs)	Height (cm)	Polarity
1	5.725	58.85	Pk	34.9	0	-35.57	58.18	68.2	-10.02	224	136	H
2	5.72573	63.58	Pk	34.9	0	-35.58	62.9	68.2	-5.3	224	136	H

Pk - Peak detector

UL LLC.
47173 Benicia Street, Fremont, CA 94538; USA. TEL:(510) 319-4000 FAX:(510) 661-0888
This report shall not be reproduced except in full, without the written approval of UL LLC.

2TX Antenna 6 + Antenna 5 OFDMA MODE: RU106-Tones, Index 54

BANDEDGE (HIGH CHANNEL / 5700MHz)

VERTICAL RESULT

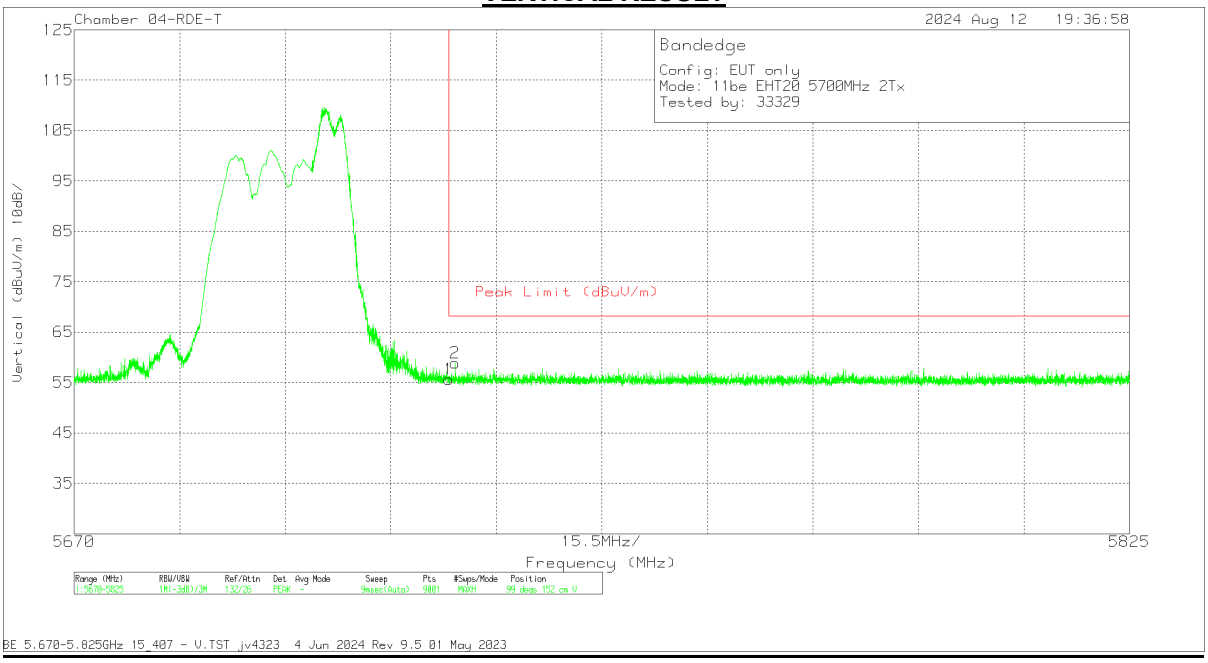

Marker	Frequency (GHz)	Meter Reading (dBuV)	Det	80430 ACF (dB/m)	DCCF (dB)	Gain/Loss (dB)	Corrected Reading (dBuV/m)	Peak Limit (dBuV/m)	PK Margin (dB)	Azimuth (Degs)	Height (cm)	Polarity
1	5.725	56.34	Pk	34.9	0	-35.57	55.67	68.2	-12.53	99	152	V
2	5.725954	59.57	Pk	34.9	0	-35.58	58.89	68.2	-9.31	99	152	V

Pk - Peak detector

UL LLC.
47173 Benicia Street, Fremont, CA 94538; USA. TEL:(510) 319-4000 FAX:(510) 661-0888
This report shall not be reproduced except in full, without the written approval of UL LLC.

1.1.23. 802.11n/ac MIMO MODE IN UNII-2C BAND – SPURIOUS EMISSIONS

20MHz

UNII-2c (MIMO CDD)	Channel Frequency (MHz)	Ant. #	Frequency (GHz)	Meter Reading (dBuV)	Det	AF (dB/m)	Amp/Cbl/ Fltr/Pad (dB)	DCCF (dB)	Correct Reading (dBuV/m)	Avg Limit (dBuV/m)	Avg Margin (dB)	Pk Limit (dBuV/m)	Pk Margin (dB)	Azimuth (Degs)	Height (cm)	Polarity
11n/ac (Highest Power)	5500	6 + 5	2.003224	59	PK-U	31.7	-47.53	0	43.17	-	-	68.2	-25.03	97	275	V
			2.004878	58.42	PK-U	31.7	-47.57	0	42.55	-	-	68.2	-25.65	232	180	H
			6.447382	53.79	PK-U	35.9	-44.68	0	45.01	-	-	68.2	-23.19	278	124	H
			6.453399	53.52	PK-U	35.9	-44.66	0	44.76	-	-	68.2	-23.44	87	304	V
			13.421048	52.79	PK-U	39.1	-43.06	0	48.83	-	-	68.2	-19.37	198	153	V
			13.426635	52.61	PK-U	39.1	-43.16	0	48.55	-	-	68.2	-19.65	110	246	H
	5580	6 + 5	1.857301	58.65	PK-U	30.9	-47.65	0	41.9	-	-	68.2	-26.3	162	138	H
			1.857946	58.84	PK-U	30.9	-47.68	0	42.06	-	-	68.2	-26.14	278	188	V
			6.44165	53.8	PK-U	35.9	-44.78	0	44.92	-	-	68.2	-23.28	79	197	V
			6.45081	53.89	PK-U	35.9	-44.66	0	45.13	-	-	68.2	-23.07	142	134	H
			13.427828	52.73	PK-U	39.1	-43.16	0	48.67	-	-	68.2	-19.53	175	108	H
			13.428703	53.03	PK-U	39.1	-43.16	0	48.97	-	-	68.2	-19.23	201	136	V
	5700	6 + 5	1.954333	58.78	PK-U	31.5	-48.03	0	42.25	-	-	68.2	-25.95	173	156	H
			1.954742	58.45	PK-U	31.5	-48.02	0	41.93	-	-	68.2	-26.27	217	112	V
			6.389254	54.4	PK-U	35.9	-44.95	0	45.35	-	-	68.2	-22.85	152	147	H
			6.417141	53.99	PK-U	35.9	-44.93	0	44.96	-	-	68.2	-23.24	98	137	V
			14.580908	54.4	PK-U	39.9	-44.02	0	50.28	-	-	68.2	-17.92	228	184	V
			14.589945	53.31	PK-U	39.9	-43.96	0	49.25	-	-	68.2	-18.95	223	141	H
	5720	6 + 5	1.997382	58.12	PK-U	31.7	-47.67	0	42.15	-	-	68.2	-26.05	187	141	V
			2.001696	58.95	PK-U	31.7	-47.64	0	43.01	-	-	68.2	-25.19	116	147	H
			6.4364	54.49	PK-U	35.9	-44.86	0	45.53	-	-	68.2	-22.67	50	273	H
			6.450895	53.57	PK-U	35.9	-44.66	0	44.81	-	-	68.2	-23.39	153	163	V
			14.578259	53.26	PK-U	39.9	-43.98	0	49.18	-	-	68.2	-19.02	7	148	H
			14.590035	53.67	PK-U	39.9	-43.96	0	49.61	-	-	68.2	-18.59	224	140	V

* - indicates frequency in CFR47 Pt 15 / IC RSS-Restricted Band
PK-U - U-NII: Maximum Peak
ADR - U-NII AD primary method, RMS average

40MHz

UNII-2c (MIMO CDD)	Channel Frequency (MHz)	Ant. #	Frequency (GHz)	Meter Reading (dBuV)	Det	AF (dB/m)	Amp/Cbl/F ltr/Pad (dB)	DCCF (dB)	Corrected Reading (dBuV/m)	Avg Limit (dBuV/m)	Avg Margin (dB)	Pk Limit (dBuV/m)	Pk Margin (dB)	Azimuth (Degs)	Height (cm)	Polarity
11n/ac (Highest Power)	5510	6 + 5	2.053327	58.53	PK-U	31.8	-46.57	0	43.76	-	-	68.2	-24.44	140	149	H
			2.057276	58	PK-U	31.8	-46.63	0	43.17	-	-	68.2	-25.03	240	295	V
			6.445187	53.63	PK-U	35.9	-41.9	0	47.63	-	-	68.2	-20.57	66	319	H
			6.452508	53.94	PK-U	35.9	-41.95	0	47.89	-	-	68.2	-20.31	239	136	V
			10.304953	53.52	PK-U	38.5	-40.3	0	51.72	-	-	68.2	-16.48	100	160	V
			10.332957	53.62	PK-U	38.5	-40.3	0	51.82	-	-	68.2	-16.38	13	218	H
	5550	6 + 5	1.951386	58.82	PK-U	31.5	-46.64	0	43.68	-	-	68.2	-24.52	34	151	V
			1.957819	58.69	PK-U	31.5	-46.5	0	43.69	-	-	68.2	-24.51	148	149	H
			6.44063	53.78	PK-U	35.9	-41.84	0	47.84	-	-	68.2	-20.36	147	104	H
			6.443597	53.78	PK-U	35.9	-41.84	0	47.84	-	-	68.2	-20.36	298	147	V
			10.316798	53.52	PK-U	38.5	-39.78	0	52.24	-	-	68.2	-15.96	163	127	V
			10.33095	53.53	PK-U	38.5	-40.28	0	51.75	-	-	68.2	-16.45	228	246	H
	5670	6 + 5	1.954879	48.53	PK-U	31.5	-46.6	0	33.43	-	-	68.2	-34.77	0-360	200	V
			1.957599	48.35	PK-U	31.5	-46.5	0	33.35	-	-	68.2	-34.85	0-360	100	H
			6.508153	44.36	PK-U	35.9	-42	0	38.26	-	-	68.2	-29.94	0-360	100	H
			6.539755	44.87	PK-U	35.9	-42.8	0	37.97	-	-	68.2	-30.23	0-360	200	V
			14.321688	44.21	PK-U	39.7	-38.07	0	45.84	-	-	68.2	-22.36	0-360	100	H
			14.323664	43.84	PK-U	39.7	-38.1	0	45.44	-	-	68.2	-22.76	0-360	200	V
	5710 (Straddle)	6 + 5	1.951213	58.48	PK-U	31.5	-46.62	0	43.36	-	-	68.2	-24.84	283	161	H
			1.957453	58.42	PK-U	31.5	-46.5	0	43.42	-	-	68.2	-24.78	121	117	V
			6.440332	53.74	PK-U	35.9	-41.87	0	47.77	-	-	68.2	-20.43	25	207	H
			6.446364	53.89	PK-U	35.9	-41.9	0	47.89	-	-	68.2	-20.31	131	290	V
			13.924372	53.07	PK-U	39.4	-39.1	0	53.37	-	-	68.2	-14.83	69	110	V
			13.979102	53.01	PK-U	39.4	-39.09	0	53.32	-	-	68.2	-14.88	210	245	H

* - indicates frequency in CFR47 Pt 15 / IC RSS-Restricted Band
PK-U - U-NII: Maximum Peak
ADR - U-NII AD primary method, RMS average

UL LLC.
47173 Benicia Street, Fremont, CA 94538; USA. TEL:(510) 319-4000 FAX:(510) 661-0888
This report shall not be reproduced except in full, without the written approval of UL LLC.

80MHz

UNII-2c (MIMO CDD)	Channel Frequency (MHz)	Ant. #	Frequency (GHz)	Meter Reading (dBuV)	Det	AF (dB/m)	Amp/Cbl/ Fltr/Pad (dB)	DCCF (dB)	Corrected Reading (dBuV/m)	Avg Limit (dBuV/m)	Avg Margin (dB)	Pk Limit (dBuV/m)	Pk Margin (dB)	Azimuth (Degs)	Height (cm)	Polarity
11n/ac (Highest Power)	5530	6 + 5	1.996317	58.35	PK-U	31.7	-46.6	0	43.45	-	-	68.2	-24.75	243	227	H
			1.999342	58.34	PK-U	31.7	-46.77	0	43.27	-	-	68.2	-24.93	132	150	V
			6.394392	54.22	PK-U	35.9	-42.76	0	47.36	-	-	68.2	-20.84	263	112	H
			6.441744	53.78	PK-U	35.9	-41.8	0	47.88	-	-	68.2	-20.32	159	285	V
			10.209707	54.08	PK-U	38.5	-41	0	51.58	-	-	68.2	-16.62	146	223	H
			10.243737	54.22	PK-U	38.5	-40.9	0	51.82	-	-	68.2	-16.38	66	123	V
	5610	6 + 5	1.902593	58.16	PK-U	31.2	-46.4	0	42.96	-	-	68.2	-25.24	189	159	H
			1.911082	58.21	PK-U	31.3	-46.59	0	42.92	-	-	68.2	-25.28	80	156	V
			6.447996	54.1	PK-U	35.9	-41.9	0	48.1	-	-	68.2	-20.1	264	139	V
			6.460913	54.3	PK-U	35.9	-41.99	0	48.21	-	-	68.2	-19.99	226	118	H
			10.312365	53.07	PK-U	38.5	-39.9	0	51.67	-	-	68.2	-16.53	128	313	H
			10.319543	53.43	PK-U	38.5	-39.75	0	52.18	-	-	68.2	-16.02	154	120	V
	5690 (Straddle)	6 + 5	1.997289	58.55	PK-U	31.7	-46.63	0	43.62	-	-	68.2	-24.58	204	169	H
			1.997292	58.56	PK-U	31.7	-46.63	0	43.63	-	-	68.2	-24.57	124	129	V
			6.441636	53.73	PK-U	35.9	-41.8	0	47.83	-	-	68.2	-20.37	73	196	H
			6.457592	54.17	PK-U	35.9	-41.94	0	48.13	-	-	68.2	-20.07	156	276	V
			14.58615	53.41	PK-U	39.9	-37.7	0	55.61	-	-	68.2	-12.59	244	157	H
			14.598136	53.3	PK-U	39.9	-37.91	0	55.29	-	-	68.2	-12.91	333	149	V

* - indicates frequency in CFR47 Pt 15 / IC RSS-Restricted Band
PK-U - U-NII: Maximum Peak
ADR - U-NII AD primary method, RMS average

160MHz

UNII-2c (MIMO CDD)	Channel Frequency (MHz)	Ant. #	Frequency (GHz)	Meter Reading (dBuV)	Det	AF (dB/m)	Amp/Cbl/ Fltr/Pad (dB)	DCCF (dB)	Corrected Reading (dBuV/m)	Avg Limit (dBuV/m)	Avg Margin (dB)	Pk Limit (dBuV/m)	Pk Margin (dB)	Azimuth (Degs)	Height (cm)	Polarity
11n/ac (Highest Power)	5570	6 + 5	2.140653	58.23	PK-U	32	-46.7	0	43.53	-	-	68.2	-24.67	185	170	H
			2.143522	57.82	PK-U	32	-46.6	0	43.22	-	-	68.2	-24.98	119	135	V
			6.661122	54.53	PK-U	35.9	-42.7	0	47.73	-	-	68.2	-20.47	253	122	V
			6.669534	54.39	PK-U	35.9	-42.4	0	47.89	-	-	68.2	-20.31	210	193	H
			10.212999	53.73	PK-U	38.5	-41	0	51.23	-	-	68.2	-16.97	117	284	V
			10.264882	53.07	PK-U	38.5	-40.1	0	51.47	-	-	68.2	-16.73	134	151	H

* - indicates frequency in CFR47 Pt 15 / IC RSS-Restricted Band
PK-U - U-NII: Maximum Peak
ADR - U-NII AD primary method, RMS average

UL LLC.
47173 Benicia Street, Fremont, CA 94538; USA. TEL:(510) 319-4000 FAX:(510) 661-0888
This report shall not be reproduced except in full, without the written approval of UL LLC.

HARMONICS AND SPURIOUS EMISSIONS (LOW CHANNEL / 5500MHz)

LOW CHANNEL RESULTS

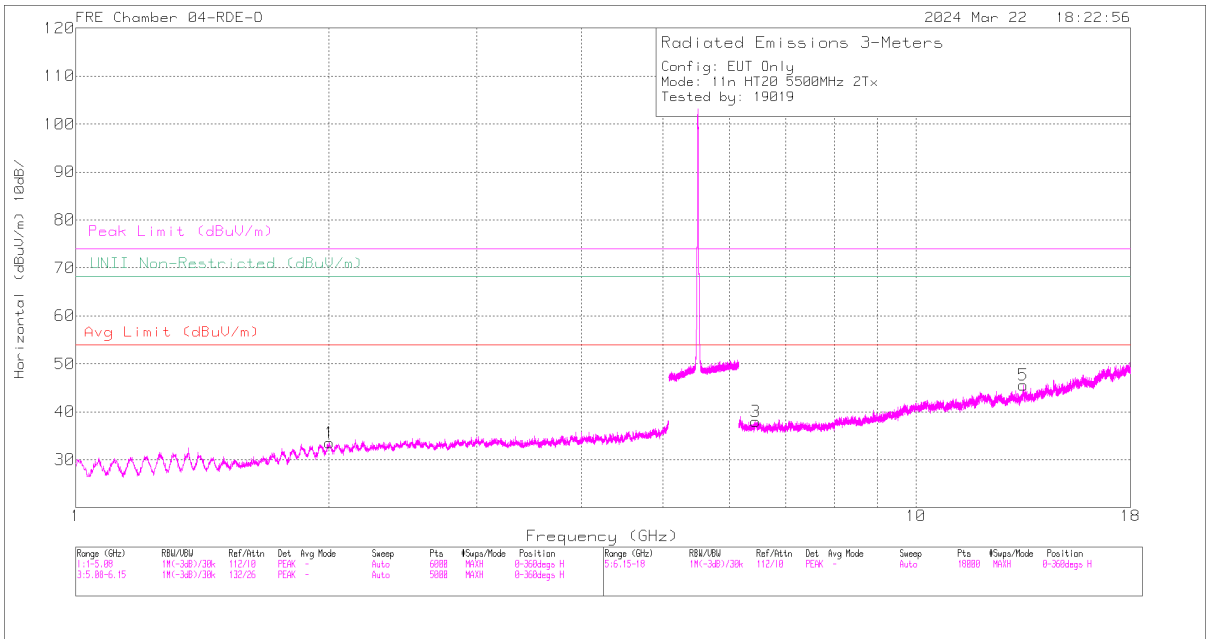

HORIZONTAL

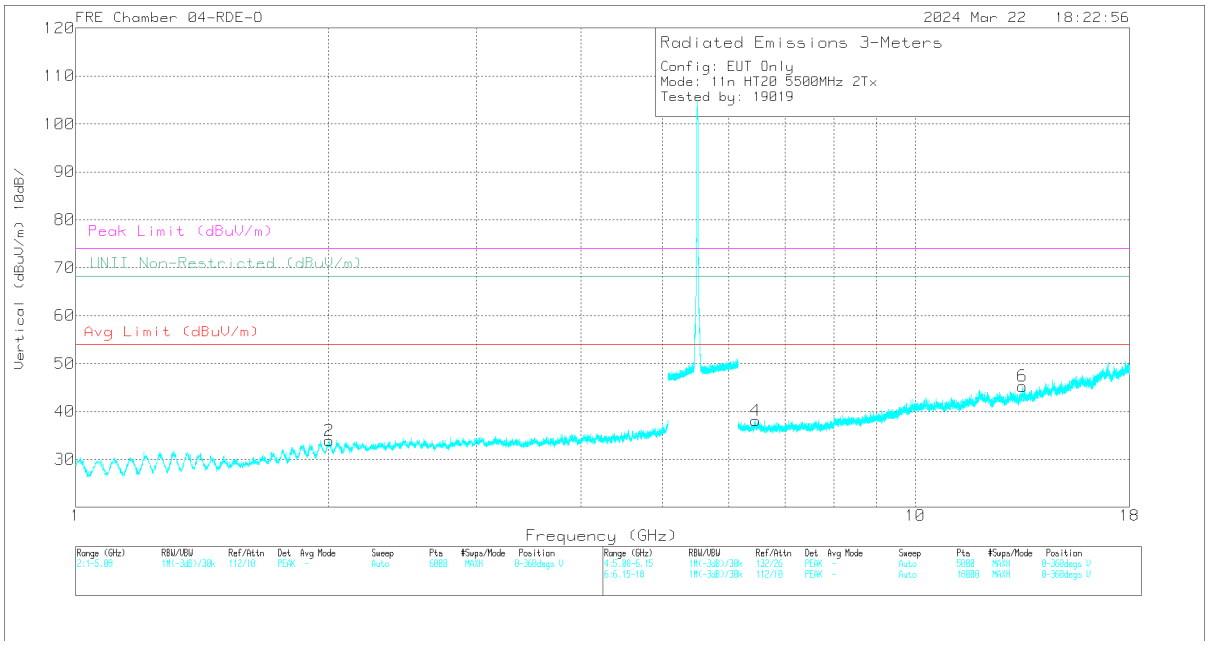

VERTICAL

UL LLC.
47173 Benicia Street, Fremont, CA 94538; USA. TEL:(510) 319-4000 FAX:(510) 661-0888
This report shall not be reproduced except in full, without the written approval of UL LLC.

RADIATED EMISSIONS

Marker	Frequency (GHz)	Meter Reading (dBuV)	Det	80402 ACF (dB/m)	DCCF (dB)	Gain/Loss (dB)	Corrected Reading (dBuV/m)	Avg Limit (dBuV/m)	Margin (dB)	Peak Limit (dBuV/m)	PK Margin (dB)	Azimuth (Degs)	Height (cm)	Polarity
2	2.003224	59	PK-U	31.7	0	-47.53	43.17	-	-	68.2	-25.03	97	275	V
1	2.004878	58.42	PK-U	31.7	0	-47.57	42.55	-	-	68.2	-25.65	232	180	H
3	6.447382	53.79	PK-U	35.9	0	-44.68	45.01	-	-	68.2	-23.19	278	124	H
4	6.453399	53.52	PK-U	35.9	0	-44.66	44.76	-	-	68.2	-23.44	87	304	V
6	13.421048	52.79	PK-U	39.1	0	-43.06	48.83	-	-	68.2	-19.37	198	153	V
5	13.426635	52.61	PK-U	39.1	0	-43.16	48.55	-	-	68.2	-19.65	110	246	H

* - indicates frequency in CFR47 Pt 15 / IC RSS-Restricted Band
PK-U - U-NII: Maximum Peak
ADR - U-NII AD primary method, RMS average

UL LLC.
47173 Benicia Street, Fremont, CA 94538; USA. TEL:(510) 319-4000 FAX:(510) 661-0888
This report shall not be reproduced except in full, without the written approval of UL LLC.

1.1.24. 802.11be MIMO MODE IN UNII-2C BAND – SPURIOUS EMISSIONS

20MHz

UNII-2c (MIMO CDD)	Channel Frequency (MHz)	Ant. #	Frequency (GHz)	Meter Reading (dBuV)	Det	AF (dB/m)	Amp/Cbl/Fltr/Pad (dB)	DCCF (dB)	Correct Reading (dBuV/m)	Avg Limit (dBuV/m)	Avg Margin (dB)	Pk Limit (dBuV/m)	Pk Margin (dB)	Azimuth (Degs)	Height (cm)	Polarity
11be (SU Mode / Highest Power)	5500	6 + 5	2.440594	61.14	PK-U	32.2	-49.79	0	43.55	-	-	68.2	-24.65	200	109	V
			2.452502	60.92	PK-U	32.2	-49.54	0	43.58	-	-	68.2	-24.62	37	261	H
			* 8.291479	56.79	PK-U	35.9	-45.62	0	47.07	-	-	74	-26.93	152	308	V
			* 8.290164	44.84	ADR	35.9	-45.67	0	35.07	54	-18.93	-	-	204	167	V
			* 8.339609	55.78	PK-U	35.9	-45.55	0	46.13	-	-	74	-27.87	0	323	H
			* 8.340282	44.85	ADR	35.9	-45.51	0	35.24	54	-18.76	-	-	0	323	H
			* 11.744884	54.56	PK-U	39	-44.08	0	49.48	-	-	74	-24.52	223	375	V
			* 11.745899	43.32	ADR	39	-44.09	0	38.23	54	-15.77	-	-	223	375	V
			* 11.791109	55.42	PK-U	39.1	-43.89	0	50.63	-	-	74	-23.37	196	255	H
			* 11.79036	43.68	ADR	39.1	-43.94	0	38.84	54	-15.16	-	-	196	255	H
	5580	6 + 5	2.478462	60.36	PK-U	32.3	-49.57	0	43.09	-	-	68.2	-25.11	268	303	H
			2.479733	60.47	PK-U	32.3	-49.53	0	43.24	-	-	68.2	-24.96	109	128	V
			* 7.69292	56.17	PK-U	35.9	-46.17	0	45.9	-	-	74	-28.1	351	376	V
			*7.695004	44.63	ADR	35.9	-46.21	0	34.32	54	-19.68	-	-	351	376	V
			* 7.721146	44.9	ADR	35.9	-46.33	0	34.47	54	-19.53	-	-	358	132	H
			* 7.722024	56.05	PK-U	35.9	-46.48	0	45.47	-	-	74	-28.53	358	132	H
			10.289067	57.48	PK-U	38.1	-46.33	0	49.25	-	-	68.2	-18.95	33	238	H
			10.322178	57.41	PK-U	38.1	-46.25	0	49.26	-	-	68.2	-18.94	233	358	V
	5700	6 + 5	2.63604	59.81	PK-U	32.7	-48.84	0	43.67	-	-	68.2	-24.53	321	256	V
			2.65216	58.99	PK-U	32.7	-48.87	0	42.82	-	-	68.2	-25.38	353	326	H
			7.869504	56.54	PK-U	35.9	-46.12	0	46.32	-	-	68.2	-21.88	44	113	V
			7.90299	56.14	PK-U	35.9	-46.13	0	45.91	-	-	68.2	-22.29	268	125	H
			* 11.124602	44	ADR	38.1	-44.91	0	37.19	54	-16.81	-	-	210	172	V
			* 11.126811	55.16	PK-U	38.1	-45.02	0	48.24	-	-	74	-25.76	210	172	V
			* 11.162634	43.62	ADR	38.1	-44.95	0	36.77	54	-17.23	-	-	180	178	H
			* 11.162917	55.25	PK-U	38.1	-44.92	0	48.43	-	-	74	-25.57	180	178	H
	5720	6 + 5	2.508558	61.3	PK-U	32.5	-49.54	0	44.26	-	-	68.2	-23.94	291	373	V
			2.522202	60.83	PK-U	32.5	-49.37	0	43.96	-	-	68.2	-24.24	117	257	H
			7.929864	56.11	PK-U	35.9	-46.12	0	45.89	-	-	68.2	-22.31	124	158	V
			7.944383	55.68	PK-U	35.9	-46.04	0	45.54	-	-	68.2	-22.66	107	380	H
			* 12.470482	42.96	ADR	39.2	-43.4	0	38.76	54	-15.24	-	-	102	221	V
			* 12.471065	54.72	PK-U	39.2	-43.4	0	50.52	-	-	74	-23.48	102	221	V
			* 12.495401	43.02	ADR	39.2	-43.91	0	38.31	54	-15.69	-	-	31	108	H
			* 12.496668	54.74	PK-U	39.2	-43.93	0	50.01	-	-	74	-23.99	31	108	H

* - indicates frequency in CFR47 Pt 15 / IC RSS-Restricted Band
PK-U - U-NII: Maximum Peak
ADR - U-NII AD primary method, RMS average

UL LLC.
47173 Benicia Street, Fremont, CA 94538; USA. TEL:(510) 319-4000 FAX:(510) 661-0888
This report shall not be reproduced except in full, without the written approval of UL LLC.

UNII-2c (MIMO CDD)	Channel Frequency (MHz)	Ant. #	Frequency (GHz)	Meter Reading (dBuV)	Det	AF (dB/m)	Amp/Cbl/ Fltr/Pad (dB)	DCCF (dB)	Correct Reading (dBuV/m)	Avg Limit (dBuV/m)	Avg Margin (dB)	Pk Limit (dBuV/m)	Pk Margin (dB)	Azimuth (Degs)	Height (cm)	Polarity
11be (RU 52-38/ Highest PSD)	5500	6 + 5	* 10.992628	60.67	PK-U	37.8	-44.5	0	53.97	-	-	74	-20.03	33	252	H
			* 10.993143	49.64	ADR	37.8	-44.5	0	42.94	54	-11.06	-	-	33	252	H
			* 10.995042	61.1	PK-U	37.8	-44.45	0	54.45	-	-	74	-19.55	26	106	V
			* 10.993197	50.5	ADR	37.8	-44.5	0	43.8	54	-10.2	-	-	26	106	V
			2.410917	60.51	PK-U	32.2	-49.63	0	43.08	-	-	68.2	-25.12	0	198	V
			2.413175	60.77	PK-U	32.2	-49.61	0	43.36	-	-	68.2	-24.84	0	198	H
			16.518497	52.34	PK-U	41.4	-41.74	0	52	-	-	68.2	-16.2	33	101	H
			16.520231	51.89	PK-U	41.4	-41.66	0	51.63	-	-	68.2	-16.57	26	199	V
	5580	6 + 5	* 11.151457	59.88	PK-U	37.9	-44.23	0	53.55	-	-	74	-20.45	19	138	H
			* 11.152724	49.28	ADR	37.9	-44.23	0	42.95	54	-11.05	-	-	19	138	H
			* 11.155537	61.79	PK-U	37.9	-44.23	0	55.46	-	-	74	-18.54	25	116	V
			* 11.153092	51.96	ADR	37.9	-44.23	0	45.63	54	-8.37	-	-	25	116	V
			2.612023	60.03	PK-U	32.2	-49.2	0	43.03	-	-	68.2	-25.17	360	101	V
			2.61541	60.9	PK-U	32.2	-49.16	0	43.94	-	-	68.2	-24.26	360	101	H
			6.971175	57.78	PK-U	35.8	-45.88	0	47.7	-	-	68.2	-20.5	20	292	V
			6.971662	58.13	PK-U	35.8	-45.87	0	48.06	-	-	68.2	-20.14	359	175	H
	5700	6 + 5	* 11.395573	59.4	PK-U	37.7	-43.4	0	53.7	-	-	74	-20.3	5	104	H
			* 11.393392	48.66	ADR	37.7	-43.4	0	42.96	54	-11.04	-	-	5	104	H
			* 11.392854	58.57	PK-U	37.7	-43.4	0	52.87	-	-	74	-21.13	32	249	V
			* 11.392981	47.14	ADR	37.7	-43.4	0	41.44	54	-12.56	-	-	32	249	V
			6.76568	48.47	ADR	35.6	-45.5	0	38.57	-	-	68.2	-18.4	97	143	H
			6.765986	58.78	PK-U	35.6	-45.5	0	48.88	-	-	68.2	-18.96	42	115	V
			7.121783	58.83	PK-U	35.7	-45.82	0	48.71	-	-	68.2	-19.32	121	133	H
			7.122085	47.88	ADR	35.7	-45.81	0	37.77	-	-	68.2	-19.49	26	130	V
			7.123052	48.22	ADR	35.7	-45.9	0	38.02	-	-	68.2	-19.18	357	132	H
	5720	6 + 5	* 11.313693	55.77	PK-U	37.7	-43.23	0	50.24	-	-	74	-23.76	0	101	H
			* 11.313261	44.39	ADR	37.7	-43.27	0	38.82	54	-15.18	-	-	0	101	H
			* 11.314053	56.83	PK-U	37.7	-43.21	0	51.32	-	-	74	-22.68	0	101	V
			* 11.313893	44.84	ADR	37.7	-43.21	0	39.33	54	-14.67	-	-	0	101	V
			6.369489	56.61	PK-U	35.4	-44.65	0	47.36	-	-	68.2	-20.84	0	101	H
			6.488706	55.8	PK-U	35.5	-45.1	0	46.2	-	-	68.2	-22	0	101	V
			7.07863	59.08	PK-U	35.7	-45.9	0	48.88	-	-	68.2	-19.32	0	101	H
			7.081656	57.32	PK-U	35.7	-45.9	0	47.12	-	-	68.2	-21.08	0	101	V

* - indicates frequency in CFR47 Pt 15 / IC RSS-Restricted Band
PK-U - U-NII: Maximum Peak
ADR - U-NII AD primary method, RMS average

UL LLC.
47173 Benicia Street, Fremont, CA 94538; USA. TEL:(510) 319-4000 FAX:(510) 661-0888
This report shall not be reproduced except in full, without the written approval of UL LLC.

40MHz

UNII-2c (MIMO CDD)	Channel Frequency (MHz)	Ant. #	Frequency (GHz)	Meter Reading (dBuV)	Det	AF (dB/m)	Amp/Cbl/ Fltr/Pad (dB)	DCCF (dB)	Corrected Reading (dBuV/m)	Avg Limit (dBuV/m)	Avg Margin (dB)	Pk Limit (dBuV/m)	Pk Margin (dB)	Azimuth (Degs)	Height (cm)	Polarity
11be (SU Mode / Highest Power)	5310	6 + 5	* 2.885055	60.56	PK-U	32.8	-49.41	0	43.95	-	-	74	-30.05	327	204	H
			* 2.884543	48.6	ADR	32.8	-49.41	0.1	32.09	54	-21.91	-	-	327	204	H
			* 2.881737	60.5	PK-U	32.8	-49.43	0	43.87	-	-	74	-30.13	208	232	V
			* 2.880831	48.61	ADR	32.8	-49.44	0.1	32.07	54	-21.93	-	-	208	232	V
			* 7.495355	57.89	PK-U	35.6	-47.31	0	46.18	-	-	74	-27.82	342	226	H
			* 7.497643	46.16	ADR	35.6	-47.29	0.1	34.57	54	-19.43	-	-	342	226	H
			* 12.407905	56.97	PK-U	39.1	-45.12	0	50.95	-	-	74	-23.05	234	170	H
			* 12.409808	45.4	ADR	39.1	-45.1	0.1	39.5	54	-14.5	-	-	234	170	H
			* 7.492115	57.57	PK-U	35.6	-47.38	0	45.79	-	-	74	-28.21	121	135	V
			* 7.493769	46.18	ADR	35.6	-47.35	0.1	34.53	54	-19.47	-	-	121	135	V
			* 12.39798	57.14	PK-U	39.1	-45.33	0	50.91	-	-	74	-23.09	157	358	V
			* 12.398307	45.39	ADR	39.1	-45.32	0.1	39.27	54	-14.73	-	-	157	358	V
	5550	6 + 5	* 3.790235	55.81	PK-U	33.6	-44.62	0	44.79	-	-	74	-29.21	204	209	H
			* 3.787893	43.88	ADR	33.6	-44.6	0.1	32.98	54	-21.02	-	-	204	209	H
			* 3.786426	55.78	PK-U	33.6	-44.66	0	44.72	-	-	74	-29.28	131	172	V
			* 3.784525	44.07	ADR	33.6	-44.7	0.1	33.07	54	-20.93	-	-	131	172	V
			* 7.387117	52.88	PK-U	35.8	-41.2	0	47.48	-	-	74	-26.52	110	138	H
			* 7.386492	41.41	ADR	35.8	-41.2	0.1	36.11	54	-17.89	-	-	110	138	H
			* 11.498509	53.16	PK-U	38.5	-39.6	0	52.06	-	-	74	-21.94	35	231	H
			* 11.500449	41.71	ADR	38.5	-39.6	0.1	40.71	54	-13.29	-	-	35	231	H
			* 7.389597	52.89	PK-U	35.8	-41.3	0	47.39	-	-	74	-26.61	158	144	V
			* 7.388122	41.05	ADR	35.8	-41.21	0.1	35.74	54	-18.26	-	-	158	144	V
			* 11.488633	52.97	PK-U	38.4	-39.4	0	51.97	-	-	74	-22.03	62	108	V
			* 11.488582	41.44	ADR	38.4	-39.4	0.1	40.54	54	-13.46	-	-	62	108	V
	5670	6 + 5	2.673127	60.26	PK-U	32.3	-49.08	0	43.48	-	-	74	-30.52	5	235	H
			2.673626	47.7	ADR	32.3	-49.06	0.1	31.04	54	-22.96	-	-	5	235	H
			* 3.606189	57.39	PK-U	33.1	-47.17	0	43.32	-	-	74	-30.68	110	268	V
			* 3.609001	45.59	ADR	33.1	-47.2	0.1	31.59	54	-22.41	-	-	110	268	V
			4.458966	58.12	PK-U	33.6	-48.14	0	43.58	-	-	68.2	-24.62	38	195	V
			7.19177	55.89	PK-U	35.6	-44.56	0	46.93	-	-	68.2	-21.27	92	364	V
			* 7.555309	55.12	PK-U	35.7	-43.93	0	46.89	-	-	74	-27.11	3	249	H
			* 7.555959	42.7	ADR	35.7	-43.94	0.1	34.56	54	-19.44	-	-	3	249	H
			9.275251	55.18	PK-U	36.4	-44.71	0	46.87	-	-	68.2	-21.33	309	395	H
	5710 (Straddle)	6 + 5	* 2.87663	58.93	PK-U	32.5	-48	0	43.43	-	-	74	-30.57	235	371	H
			* 2.877431	46.93	ADR	32.5	-48	0.1	31.53	54	-22.47	-	-	235	371	H
			* 4.351505	46.48	ADR	33.5	-47.95	0.1	32.13	54	-21.87	-	-	10	233	V
			* 4.352135	58.14	PK-U	33.5	-47.96	0	43.68	-	-	74	-30.32	10	233	V
			7.129568	56.13	PK-U	35.7	-45.03	0	46.8	-	-	68.2	-21.4	209	104	H
			* 7.495937	43.12	ADR	35.7	-44.38	0.1	34.54	54	-19.46	-	-	96	319	V
			* 7.497139	54.98	PK-U	35.7	-44.33	0	46.35	-	-	74	-27.65	96	319	V
			9.263287	55.1	PK-U	36.4	-44.84	0	46.66	-	-	68.2	-21.54	77	199	V
			10.152935	54.45	PK-U	37.6	-44.31	0	47.74	-	-	68.2	-20.46	23	126	H

* - indicates frequency in CFR47 Pt 15 / IC RSS-Restricted Band
PK-U - U-NII: Maximum Peak
ADR - U-NII AD primary method, RMS average

UL LLC.
47173 Benicia Street, Fremont, CA 94538; USA. TEL:(510) 319-4000 FAX:(510) 661-0888
This report shall not be reproduced except in full, without the written approval of UL LLC.

UNII-2c (MIMO CDD)	Channel Frequency (MHz)	Ant. #	Frequency (GHz)	Meter Reading (dBuV)	Det	AF (dB/m)	Amp/Cbl/ Fltr/Pad (dB)	DCCF (dB)	Corrected Reading (dBuV/m)	Avg Limit (dBuV/m)	Avg Margin (dB)	Pk Limit (dBuV/m)	Pk Margin (dB)	Azimuth (Degs)	Height (cm)	Polarity
11be (RU 52 / Index 38 Highest PSD)	5510	6 + 5	* 10.995232	55.52	PK-U	37.9	-43.6	0	49.82	-	-	74	-24.18	360	200	H
			* 10.992295	44.14	ADR	37.9	-43.6	0.1	38.54	54	-15.46	-	-	360	200	H
			* 10.994528	55.74	PK-U	37.9	-43.6	0	50.04	-	-	74	-23.96	360	200	V
			* 10.994318	44.31	ADR	37.9	-43.6	0.1	38.71	54	-15.29	-	-	360	200	V
			6.186049	56.51	PK-U	35.2	-44.7	0	47.01	-	-	68.2	-21.19	360	200	H
			6.530453	56.9	PK-U	35.5	-44.9	0	47.5	-	-	68.2	-20.7	360	101	H
			6.53068	56.21	PK-U	35.5	-44.9	0	46.81	-	-	68.2	-21.39	360	101	V
			6.875721	57.83	PK-U	35.6	-45.6	0	47.83	-	-	68.2	-20.37	360	200	H
	5550	6 + 5	* 11.073767	60.39	PK-U	37.9	-44.22	0	54.07	-	-	74	-19.93	32	177	H
			* 11.07476	50.46	ADR	37.9	-44.23	0.1	44.23	54	-9.77	-	-	32	177	H
			* 11.073105	60.17	PK-U	37.9	-44.24	0	53.83	-	-	74	-20.17	25	230	V
			* 11.074562	49.39	ADR	37.9	-44.23	0.1	43.16	54	-10.84	-	-	25	230	V
			2.96475	58.55	PK-U	32.7	-48.03	0	43.22	-	-	68.2	-24.98	1	101	V
			2.966648	59.21	PK-U	32.7	-48.03	0	43.88	-	-	68.2	-24.32	1	198	H
			16.647698	54.24	PK-U	41.7	-41.29	0	54.65	-	-	68.2	-13.55	175	289	H
			16.659027	52.23	PK-U	41.7	-41.34	0	52.59	-	-	68.2	-15.61	175	200	V
	5670	6 + 5	* 11.313519	59.02	PK-U	37.7	-43.25	0	53.47	-	-	74	-20.53	212	321	H
			* 11.313583	48.21	ADR	37.7	-43.24	0.1	42.77	54	-11.23	-	-	212	321	H
			* 11.314134	59.5	PK-U	37.7	-43.21	0	53.99	-	-	74	-20.01	212	101	V
			* 11.314221	48.52	ADR	37.7	-43.22	0.1	43.1	54	-10.9	-	-	212	101	V
			6.366603	59.72	PK-U	35.4	-44.6	0	50.52	-	-	68.2	-17.68	267	210	H
			6.718911	59.2	PK-U	35.5	-45.4	0	49.3	-	-	68.2	-18.9	212	101	V
			6.719247	59.25	PK-U	35.5	-45.4	0	49.35	-	-	68.2	-18.85	295	101	H
			6.843522	56.86	PK-U	35.6	-45.4	0	47.06	-	-	68.2	-21.14	212	101	V
			7.073719	59.84	PK-U	35.7	-45.9	0	49.64	-	-	68.2	-18.56	212	101	V
			7.074162	59.94	PK-U	35.7	-45.9	0	49.74	-	-	68.2	-18.46	267	239	H
	5710 (Straddle)	6 + 5	* 10.894703	56.44	PK-U	37.9	-43.8	0	50.54	-	-	74	-23.46	1	200	V
			* 10.893412	44.48	ADR	37.9	-43.8	0.1	38.68	54	-15.32	-	-	1	200	V
			6.410104	58.24	PK-U	35.4	-44.8	0	48.84	-	-	68.2	-19.36	1	200	H
			6.767522	58.51	PK-U	35.6	-45.5	0	48.61	-	-	68.2	-19.59	1	200	H
			6.768098	57.21	PK-U	35.6	-45.5	0	47.31	-	-	68.2	-20.89	1	200	V
			7.124769	58.96	PK-U	35.7	-45.9	0	48.76	-	-	68.2	-19.44	1	200	H
			7.125003	57.31	PK-U	35.7	-45.9	0	47.11	-	-	68.2	-21.09	1	200	V

UL LLC.
47173 Benicia Street, Fremont, CA 94538; USA. TEL:(510) 319-4000 FAX:(510) 661-0888
This report shall not be reproduced except in full, without the written approval of UL LLC.

80MHz

UNII-2c (MIMOcCDD)	Channel Frequency (MHz)	Ant. #	Frequency (GHz)	Meter Reading (dBuV)	Det	AF (dB/m)	Amp/Cbl/ Fltr/Pad (dB)	DCCF (dB)	Corrected Reading (dBuV/m)	Avg Limit (dBuV/m)	Avg Margin (dB)	Pk Limit (dBuV/m)	Pk Margin (dB)	Azimuth (Degs)	Height (cm)	Polarity
11be (SU Mode / Highest Power)	5530	6 + 5	* 3.745407	46.05	ADR	33.3	-47.1	0	32.25	54	-21.75	-	-	257	150	V
			* 3.745867	57.72	PK-U	33.3	-47.09	0	43.93	-	-	74	-30.07	257	150	V
			* 4.14326	57.55	PK-U	33.3	-46.98	0	43.87	-	-	74	-30.13	250	216	H
			* 4.143653	45.72	ADR	33.3	-46.99	0	32.03	54	-21.97	-	-	250	216	H
			* 4.65973	45.62	ADR	33.9	-47.62	0	31.9	54	-22.1	-	-	24	381	H
			* 4.66114	57.66	PK-U	33.9	-47.59	0	43.97	-	-	74	-30.03	24	381	H
			6.938115	56.32	PK-U	35.6	-45.96	0	45.96	-	-	68.2	-22.24	176	293	H
			* 9.471485	44.24	ADR	36.6	-45.27	0	35.57	54	-18.43	-	-	208	106	V
			* 9.474895	55.56	PK-U	36.6	-45.33	0	46.83	-	-	74	-27.17	208	106	V
			16.147371	53.66	PK-U	40.7	-41.49	0	52.87	-	-	74	-21.13	188	361	V
			16.147784	41.43	ADR	40.7	-41.47	0	40.66	54	-13.34	-	-	188	361	V
	5610	6 + 5	4.590854	46.26	ADR	33.9	-47.71	0	32.45	54	-21.55	-	-	2	228	V
			4.591437	58.12	PK-U	33.9	-47.71	0	44.31	-	-	74	-29.69	2	228	V
			4.630313	45.93	ADR	33.9	-47.54	0	32.29	54	-21.71	-	-	23	211	H
			4.634053	57.95	PK-U	33.9	-47.55	0	44.3	-	-	74	-29.7	23	211	H
			6.615212	55.29	PK-U	35.7	-45.52	0	45.47	-	-	68.2	-22.73	4	166	H
			6.635999	55.43	PK-U	35.7	-45.28	0	45.85	-	-	68.2	-22.35	2	217	V
			6.999297	55.62	PK-U	35.6	-45.64	0	45.58	-	-	68.2	-22.62	126	300	V
			7.000833	55.41	PK-U	35.6	-45.61	0	45.4	-	-	68.2	-22.8	28	166	H
	5690 (Straddle)	6 + 5	* 4.539667	58.49	PK-U	33.9	-47.64	0	44.75	-	-	74	-29.25	2	270	H
			* 4.540785	46.24	ADR	33.9	-47.64	0	32.5	54	-21.5	-	-	2	270	H
			* 4.668934	45.99	ADR	33.9	-47.6	0	32.29	54	-21.71	-	-	147	350	V
			* 4.669116	57.48	PK-U	33.9	-47.6	0	43.78	-	-	74	-30.22	147	350	V
			6.87893	57.23	PK-U	35.6	-45.93	0	46.9	-	-	68.2	-21.3	2	158	H
			* 9.478567	44.44	ADR	36.6	-45.27	0	35.77	54	-18.23	-	-	358	336	V
			* 9.479825	55.8	PK-U	36.6	-45.24	0	47.16	-	-	74	-26.84	358	336	V
			* 10.636112	43.11	ADR	37.8	-44.57	0	36.34	54	-17.66	-	-	358	130	V
			* 10.637471	54.78	PK-U	37.8	-44.54	0	48.04	-	-	74	-25.96	358	130	V
			* 10.858246	54.61	PK-U	38	-44.3	0	48.31	-	-	74	-25.69	206	101	H
			* 10.85909	43.07	ADR	38	-44.31	0	36.76	54	-17.24	-	-	206	101	H
11be (RU 242 / Index 61 Highest PSD)	5530	6 + 5	* 8.232815	55.73	PK-U	35.8	-44.81	0	46.72	-	-	74	-27.28	155	178	H
			* 8.231957	43.38	ADR	35.8	-44.81	0	34.37	54	-19.63	-	-	155	178	H
			* 8.386441	54.53	PK-U	35.7	-44.45	0	45.78	-	-	74	-28.22	207	168	V
			* 8.385358	43.14	ADR	35.8	-44.43	0	34.51	54	-19.49	-	-	207	168	V
			2.132916	59.97	PK-U	31.3	-50.06	0	41.21	-	-	68.2	-26.99	273	127	H
			2.169081	61.11	PK-U	31.4	-50.03	0	42.48	-	-	68.2	-25.72	324	159	V
			12.988159	53.19	PK-U	38.9	-42.74	0	49.35	-	-	68.2	-18.85	113	209	H
			13.117614	53.66	PK-U	38.8	-43.04	0	49.42	-	-	68.2	-18.78	314	125	V
	5610	6 + 5	* 3.757172	57.26	PK-U	33.4	-46.94	0	43.72	-	-	74	-30.28	173	161	H
			* 3.758935	45.7	ADR	33.4	-46.96	0	32.14	54	-21.86	-	-	173	161	H
			* 4.187511	45.62	ADR	33.3	-46.93	0	31.99	54	-22.01	-	-	33	210	V
			* 4.188029	57.1	PK-U	33.3	-46.92	0	43.48	-	-	74	-30.52	33	210	V
			6.980971	60.05	PK-U	35.6	-45.9	0	49.75	-	-	68.2	-18.45	162	146	H
			6.982279	58.59	PK-U	35.6	-45.89	0	48.3	-	-	68.2	-19.9	130	237	V
			* 9.31437	44.06	ADR	36.3	-45	0	35.36	54	-18.64	-	-	22	385	V
			* 9.315412	55.53	PK-U	36.3	-45.01	0	46.82	-	-	74	-27.18	22	385	V
			* 11.632082	42.63	ADR	38.1	-43.04	0	37.69	54	-16.31	-	-	210	330	H
			* 11.632764	53.81	PK-U	38.1	-43.05	0	48.86	-	-	74	-25.14	210	330	H
11be (RU 242 / Index 64 Highest PSD)	5690 (Straddle)	6 + 5	* 7.392865	57.87	PK-U	35.7	-45.5	0	48.07	-	-	74	-25.93	360	101	H
			* 7.394439	45.63	ADR	35.7	-45.54	0	35.79	54	-18.21	-	-	360	101	H
			* 11.367748	55.91	PK-U	37.7	-43.3	0	50.31	-	-	74	-23.69	360	200	H
			* 11.367248	44.37	ADR	37.7	-43.3	0	38.77	54	-15.23	-	-	360	200	H
			* 7.401384	57.03	PK-U	35.7	-45.54	0	47.19	-	-	74	-26.81	360	101	V
			* 7.400999	45.57	ADR	35.7	-45.5	0	35.77	54	-18.23	-	-	360	101	V
			* 11.3466	55.65	PK-U	37.7	-43.36	0	49.99	-	-	74	-24.01	360	200	V
			* 11.34755	44.18	ADR	37.7	-43.4	0	38.48	54	-15.52	-	-	360	200	V
			15.263024	58.62	PK-U	40.1	-43.4	0	55.32	-	-	68.2	-12.88	360	200	V
			15.264762	58.12	PK-U	40.1	-43.5	0	54.72	-	-	68.2	-13.48	360	101	H
			15.265127	58.42	PK-U	40.1	-43.5	0	55.02	-	-	68.2	-13.18	360	200	V

* - indicates frequency in CFR47 Pt 15 / IC RSS-Restricted Band
PK-U - U-NII: Maximum Peak
ADR - U-NII AD primary method, RMS average

UL LLC.
47173 Benicia Street, Fremont, CA 94538; USA. TEL:(510) 319-4000 FAX:(510) 661-0888
This report shall not be reproduced except in full, without the written approval of UL LLC.

160MHz

UNII-2C (MIMO CDD)	Channel Frequency (MHz)	Ant. #	Frequency (GHz)	Meter Reading (dBuV)	Det	AF (dB/m)	Amp/Cbl/ Fltr/Pad (dB)	DCCF (dB)	Corrected Reading (dBuV/m)	Avg Limit (dBuV/m)	Avg Margin (dB)	Pk Limit (dBuV/m)	Pk Margin (dB)	Azimuth (Degs)	Height (cm)	Polarity
11be SU Mode / Highest Power)	5570	6 + 5	* 2.782533	59.79	PK-U	32.6	-49.52	0	42.87	-	-	74	-31.13	66	298	H
			* 2.780949	48.38	ADR	32.6	-49.55	0.1	31.53	54	-22.47	-	-	66	298	H
			* 2.784787	60.21	PK-U	32.6	-49.54	0	43.27	-	-	74	-30.73	121	336	V
			* 2.783249	48.18	ADR	32.6	-49.52	0.1	31.36	54	-22.64	-	-	121	336	V
			* 12.12501	56.64	PK-U	39.3	-45.4	0	50.54	-	-	74	-23.46	333	114	H
			* 12.127889	45.18	ADR	39.3	-45.41	0.1	39.17	54	-14.83	-	-	333	114	H
			* 12.120155	56.8	PK-U	39.3	-45.55	0	50.55	-	-	74	-23.45	207	278	V
			* 12.122758	45.45	ADR	39.3	-45.48	0.1	39.37	54	-14.63	-	-	207	278	V
			6.704688	58.85	PK-U	35.6	-46.35	0	48.1	-	-	68.2	-20.1	182	178	H
			6.716163	56.76	PK-U	35.6	-46.37	0	45.99	-	-	68.2	-22.21	196	201	V
11be (RU 242 / Index S64 Highest PSD)	5570	6 + 5	* 3.813693	57.37	PK-U	33	-47.1	0	43.27	-	-	74	-30.73	352	146	H
			* 3.815748	45.55	ADR	33	-47.06	0	31.49	54	-22.51	-	-	352	146	H
			* 3.810065	57.54	PK-U	33	-47.12	0	43.42	-	-	74	-30.58	295	281	V
			* 3.81226	45.42	ADR	33	-47.12	0	31.3	54	-22.7	-	-	295	281	V
			* 12.349285	57.15	PK-U	39.1	-45.42	0	50.83	-	-	74	-23.17	178	188	H
			* 12.351776	45.16	ADR	39.1	-45.43	0	38.83	54	-15.17	-	-	178	188	H
			* 12.357186	56.74	PK-U	39.1	-45.41	0	50.43	-	-	74	-23.57	157	115	V
			* 12.355446	45.26	ADR	39.1	-45.41	0	38.95	54	-15.05	-	-	157	115	V
			6.520037	58.21	PK-U	35.7	-45.98	0	47.93	-	-	68.2	-20.27	123	225	V
			6.532966	60.09	PK-U	35.7	-45.9	0	49.89	-	-	68.2	-18.31	200	118	H
11be (RU 996 / Index 67 Highest PSD)	5570	6 + 5	* 11.119321	54.47	PK-U	37.9	-44.05	0	48.32	-	-	74	-25.68	0	200	H
			* 11.119754	42.94	ADR	37.9	-44.04	0	36.8	54	-17.2	-	-	0	200	H
			* 11.132075	54.69	PK-U	37.9	-44.11	0	48.48	-	-	74	-25.52	0	200	V
			* 11.131181	42.69	ADR	37.9	-44.09	0	36.5	54	-17.5	-	-	0	200	V
			2.903772	47.93	ADR	32.6	-48.56	0	31.97	-	-	-	-	0	101	V
			2.904824	60.17	PK-U	32.6	-48.55	0	44.22	-	-	68.2	-23.98	0	101	H
			2.905848	59.3	PK-U	32.6	-48.52	0	43.38	-	-	68.2	-24.82	0	101	V
			16.703011	52.85	PK-U	41.8	-41.69	0	52.96	-	-	68.2	-15.24	0	200	V
			16.706284	53.24	PK-U	41.8	-41.66	0	53.38	-	-	68.2	-14.82	0	200	H

* - indicates frequency in CFR47 Pt 15 / IC RSS-Restricted Band
PK-U - U-NII: Maximum Peak
ADR - U-NII AD primary method, RMS average

UL LLC.
47173 Benicia Street, Fremont, CA 94538; USA. TEL:(510) 319-4000 FAX:(510) 661-0888
This report shall not be reproduced except in full, without the written approval of UL LLC.

HARMONICS AND SPURIOUS EMISSIONS (LOW CHANNEL / 5500MHz)

SU Mode, LOW CHANNEL RESULTS

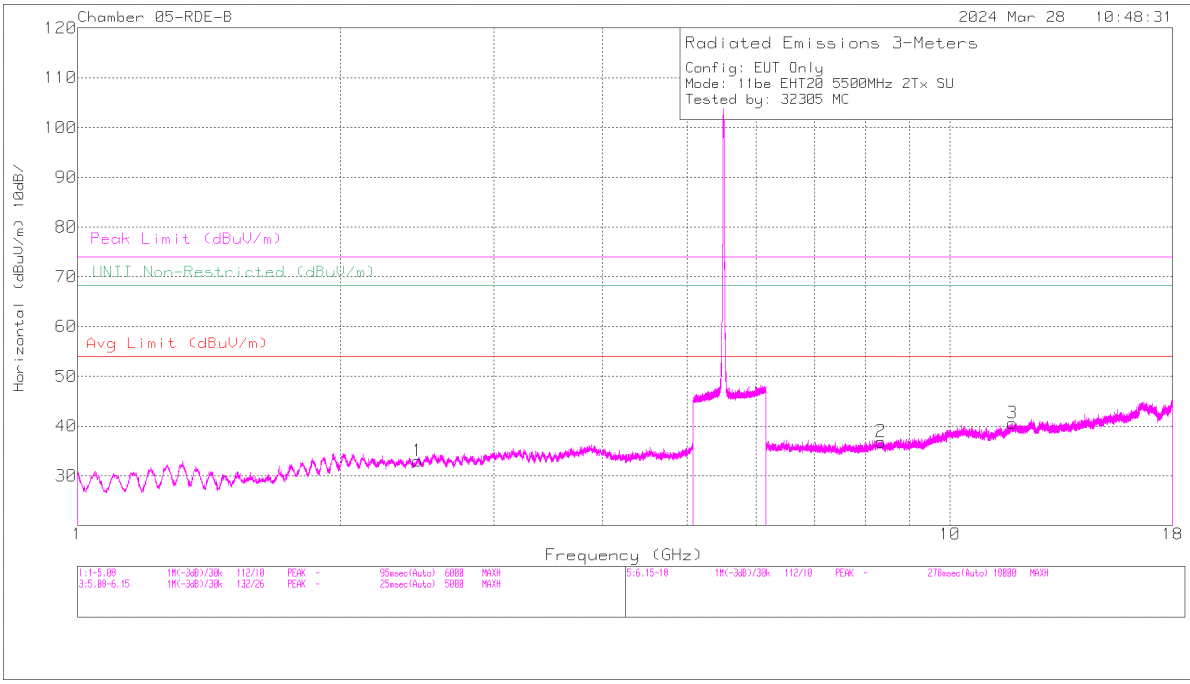

HORIZONTAL

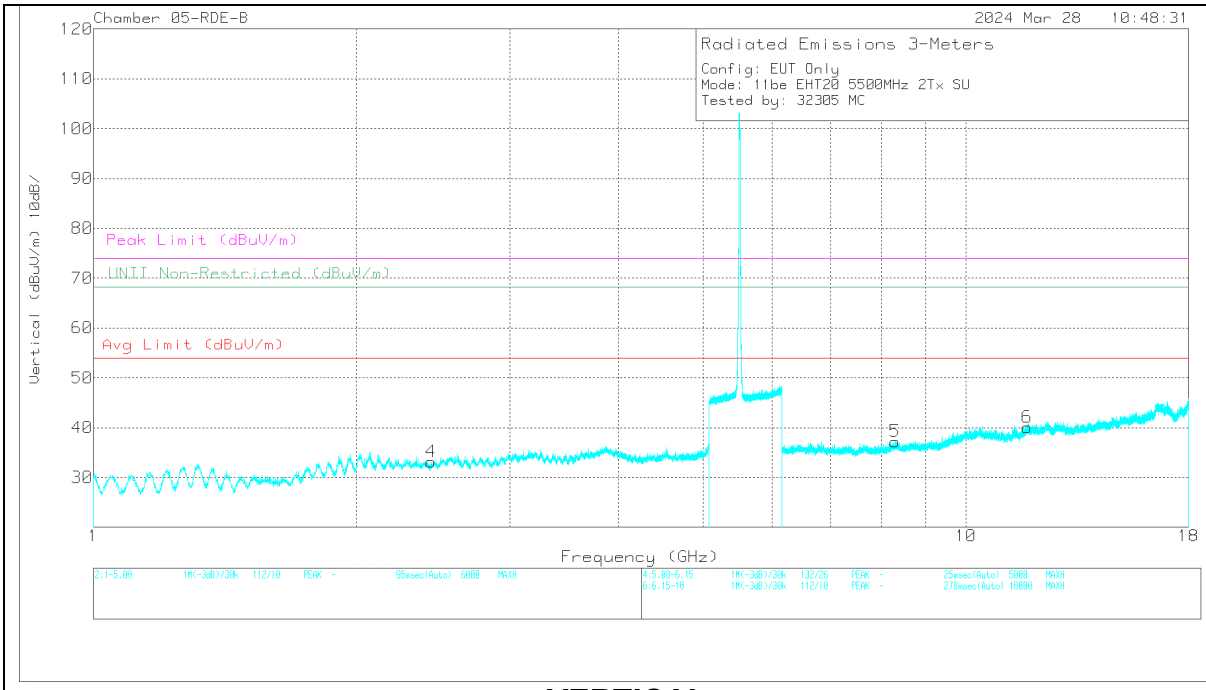

VERTICAL

UL LLC.
47173 Benicia Street, Fremont, CA 94538; USA. TEL:(510) 319-4000 FAX:(510) 661-0888

This report shall not be reproduced except in full, without the written approval of UL LLC.

RADIATED EMISSIONS

Marker	Frequency (GHz)	Meter Reading (dBuV)	Det	80707 ACF (dB/m)	Gain/Loss (dB)	DCCF (dB)	Corrected Reading (dBuV/m)	Avg Limit (dBuV/m)	Margin (dB)	Peak Limit (dBuV/m)	PK Margin (dB)	Azimuth (Degs)	Height (cm)	Polarity
4	2.440594	61.14	PK-U	32.2	-49.79	0	43.55	-	-	68.2	-24.65	200	109	V
1	2.452502	60.92	PK-U	32.2	-49.54	0	43.58	-	-	68.2	-24.62	37	261	H
5	* 8.291479	56.79	PK-U	35.9	-45.62	0	47.07	-	-	74	-26.93	152	308	V
5	* 8.290164	44.84	ADR	35.9	-45.67	0	35.07	54	-18.93	-	-	204	167	V
2	* 8.339609	55.78	PK-U	35.9	-45.55	0	46.13	-	-	74	-27.87	0	323	H
2	* 8.340282	44.85	ADR	35.9	-45.51	0	35.24	54	-18.76	-	-	0	323	H
6	* 11.744884	54.56	PK-U	39	-44.08	0	49.48	-	-	74	-24.52	223	375	V
6	* 11.745899	43.32	ADR	39	-44.09	0	38.23	54	-15.77	-	-	223	375	V
3	* 11.791109	55.42	PK-U	39.1	-43.89	0	50.63	-	-	74	-23.37	196	255	H
3	* 11.79036	43.68	ADR	39.1	-43.94	0	38.84	54	-15.16	-	-	196	255	H

* - indicates frequency in CFR47 Pt 15 / IC RSS-Restricted Band
PK-U - U-NII: Maximum Peak
ADR - U-NII AD primary method, RMS average

UL LLC.
47173 Benicia Street, Fremont, CA 94538; USA. TEL:(510) 319-4000 FAX:(510) 661-0888
This report shall not be reproduced except in full, without the written approval of UL LLC.

HARMONICS AND SPURIOUS EMISSIONS (LOW CHANNEL / 5500MHz)

RU52, LOW CHANNEL RESULTS

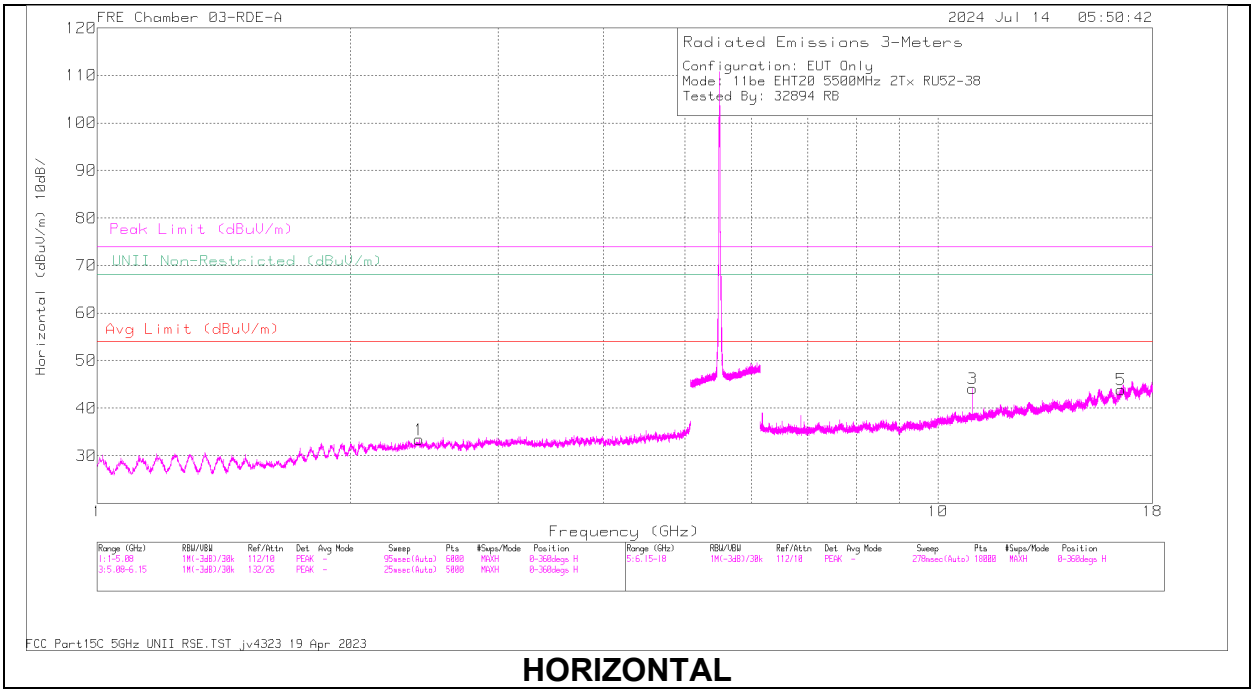

HORIZONTAL

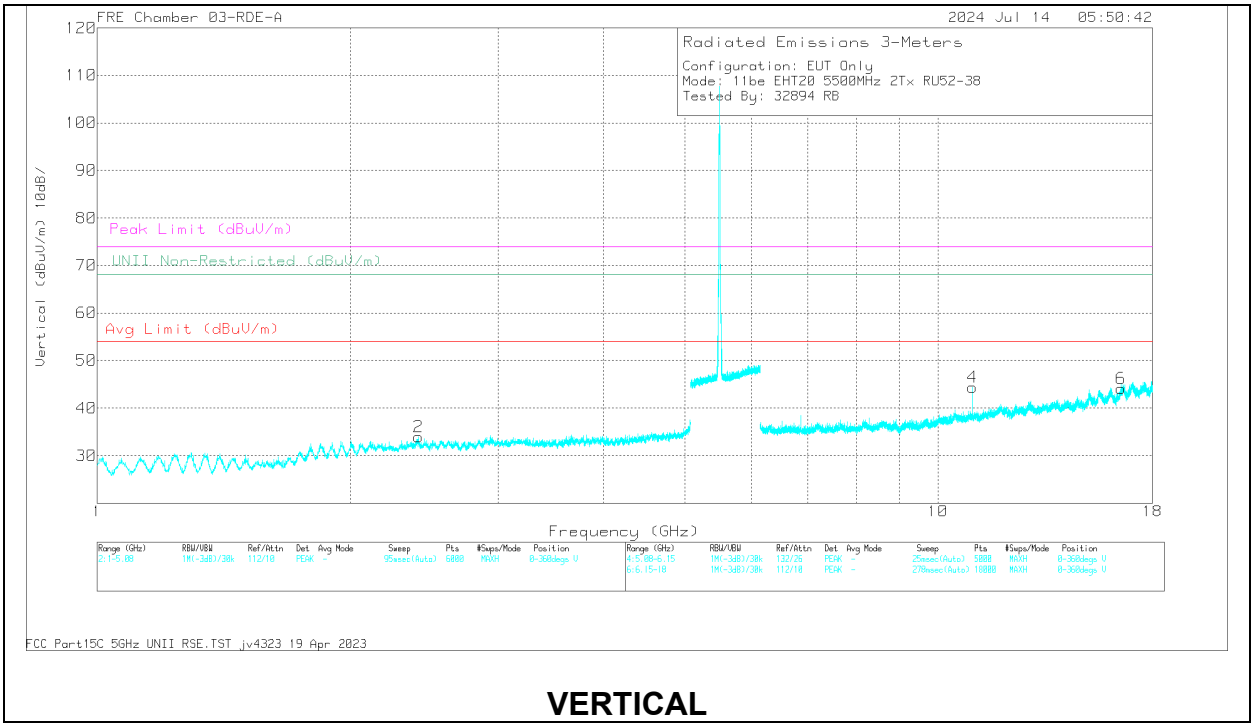

VERTICAL

UL LLC.
47173 Benicia Street, Fremont, CA 94538; USA. TEL:(510) 319-4000 FAX:(510) 661-0888

This report shall not be reproduced except in full, without the written approval of UL LLC.

RADIATED EMISSIONS

Marker	Frequency (GHz)	Meter Reading (dBuV)	Det	226673 ACF (dB/m)	Gain/Loss (dB)	Corrected Reading (dBuV/m)	Avg Limit (dBuV/m)	Margin (dB)	Peak Limit (dBuV/m)	PK Margin (dB)	Azimuth (Degs)	Height (cm)	Polarity
3	* 10.992628	60.67	PK-U	37.8	-44.5	53.97	-	-	74	-20.03	33	252	H
3	* 10.993143	49.64	ADR	37.8	-44.5	42.94	54	-11.06	-	-	33	252	H
4	* 10.995042	61.1	PK-U	37.8	-44.45	54.45	-	-	74	-19.55	26	106	V
4	* 10.993197	50.5	ADR	37.8	-44.5	43.8	54	-10.2	-	-	26	106	V
2	2.410917	60.51	PK-U	32.2	-49.63	43.08	-	-	68.2	-25.12	0	198	V
1	2.413175	60.77	PK-U	32.2	-49.61	43.36	-	-	68.2	-24.84	0	198	H
5	16.518497	52.34	PK-U	41.4	-41.74	52	-	-	68.2	-16.2	33	101	H
6	16.520231	51.89	PK-U	41.4	-41.66	51.63	-	-	68.2	-16.57	26	199	V

* - indicates frequency in CFR47 Pt 15 / IC RSS-Restricted Band
PK-U - U-NII: Maximum Peak
ADR - U-NII AD primary method, RMS average

UL LLC.
47173 Benicia Street, Fremont, CA 94538; USA. TEL:(510) 319-4000 FAX:(510) 661-0888
This report shall not be reproduced except in full, without the written approval of UL LLC.

1.1.25. 802.11n/ac SISO MODE IN UNII-3 BAND – BANDEDGES

UNII-3 (SISO)	Channel Frequency (MHz)	Ant. #	Frequency (GHz)	Meter Reading (dBuV)	Det	AF (dB/m)	Amp/Cbl/ Fltr/Pad (dB)	Conversion Factor (dB)	DCCF (dB)	Correct Reading EIRP (dBm)	Pk Limit (dBm)	Pk Margin (dB)	Azimuth (Degs)	Height (cm)	Polarity
HT20	5745	6	5.633067	-64.18	Pk	34.6	-23.95	11.8	0	-41.73	-27	-14.73	231	385	H
			5.725	-40.02	Pk	34.7	-24.05	11.8	0	-17.57	27	-44.57	231	385	H
			5.6257	-60.26	Pk	34.6	-23.93	11.8	0	-37.79	-27	-10.79	205	116	V
			5.725	-31.08	Pk	34.7	-24.05	11.8	0	-8.63	27	-35.63	205	116	V
	5825		5.85	-50.72	Pk	34.8	-23.76	11.8	0	-27.88	27	-54.88	233	134	H
			5.93695	-64.65	Pk	34.9	-23.66	11.8	0	-41.61	-27	-14.61	233	134	H
			5.85	-43.44	Pk	34.8	-23.76	11.8	0	-20.6	27	-47.6	182	128	V
			5.92845	-62.75	Pk	34.9	-23.68	11.8	0	-39.73	-27	-12.73	182	128	V
	5745	5	5.646067	-65.19	Pk	34.6	-24.03	11.8	0	-42.82	-27	-15.82	46	152	H
			5.725	-44.65	Pk	34.7	-24.05	11.8	0	-22.2	27	-49.2	46	152	H
			5.641334	-64	Pk	34.6	-24	11.8	0	-41.6	-27	-14.6	44	113	V
			5.725	-42.87	Pk	34.7	-24.05	11.8	0	-20.42	27	-47.42	44	113	V
	5825		5.85	-48.2	Pk	34.8	-23.76	11.8	0	-25.36	27	-52.36	187	121	H
			5.986175	-63.37	Pk	35	-23.72	11.8	0	-40.29	-27	-13.29	187	121	H
			5.85	-54.27	Pk	34.8	-23.76	11.8	0	-31.43	27	-58.43	56	102	V
			5.964725	-64.81	Pk	35	-23.61	11.8	0	-41.62	-27	-14.62	56	102	V
HT40	5755	6	5.641284	-62.58	Pk	34.6	-24	11.8	0	-40.18	-27	-13.18	213	145	H
			5.725	-39.34	Pk	34.7	-24.05	11.8	0	-16.89	27	-43.89	213	145	H
			5.641417	-56.95	Pk	34.6	-24	11.8	0	-34.55	-27	-7.55	198	117	V
			5.725	-29.8	Pk	34.7	-24.05	11.8	0	-7.35	27	-34.35	198	117	V
	5795		5.85	-58.27	Pk	34.8	-23.76	11.8	0	-35.43	27	-62.43	214	114	H
			5.961425	-64.74	Pk	35	-23.63	11.8	0	-41.57	-27	-14.57	214	114	H
			5.85	-53.61	Pk	34.8	-23.76	11.8	0	-30.77	27	-57.77	186	153	V
			5.9436	-63.91	Pk	35	-23.64	11.8	0	-40.75	-27	-13.75	186	153	V
	5755	5	5.641284	-62.58	Pk	34.6	-24	11.8	0	-40.18	-27	-13.18	213	145	H
			5.725	-39.34	Pk	34.7	-24.05	11.8	0	-16.89	27	-43.89	213	145	H
			5.641417	-56.95	Pk	34.6	-24	11.8	0	-34.55	-27	-7.55	198	117	V
			5.725	-29.8	Pk	34.7	-24.05	11.8	0	-7.35	27	-34.35	198	117	V
	5795		5.631917	-64.13	Pk	34.6	-23.96	11.8	0	-41.69	-27	-14.69	142	109	H
			5.725	-40.61	Pk	34.7	-24.05	11.8	0	-18.16	27	-45.16	142	109	H
			5.639484	-64.65	Pk	34.6	-23.98	11.8	0	-42.23	-27	-15.23	51	103	V
			5.725	-43.61	Pk	34.7	-24.05	11.8	0	-21.16	27	-48.16	51	103	V
VHT80	5775 (Lower)	6	5.626683	-59.24	Pk	34.6	-23.96	11.8	0	-36.8	-27	-9.8	246	384	H
			5.725	-51.35	Pk	34.7	-24.05	11.8	0	-28.9	27	-55.9	246	384	H
			5.62725	-54.1	Pk	34.6	-23.97	11.8	0	-31.67	-27	-4.67	206	100	V
			5.725	-42.93	Pk	34.7	-24.05	11.8	0	-20.48	27	-47.48	206	100	V
	5775 (Upper)		5.85	-48.92	Pk	34.8	-23.76	11.8	0	-26.08	27	-53.08	220	120	H
			5.92745	-63.68	Pk	34.9	-23.67	11.8	0	-40.65	-27	-13.65	220	120	H
			5.85	-41.32	Pk	34.8	-23.76	11.8	0	-18.48	27	-45.48	205	114	V
			5.9273	-58.94	Pk	34.9	-23.67	11.8	0	-35.91	-27	-8.91	205	114	V
	5775 (Lower)	5	5.651517	-56.05	Pk	34.6	-23.98	11.8	0	-33.63	-25.88	-7.75	149	109	H
			5.725	-42.87	Pk	34.7	-24.05	11.8	0	-20.42	27	-47.42	149	109	H
			5.651684	-57.78	Pk	34.6	-23.98	11.8	0	-35.36	-25.75	-9.61	44	379	V
			5.725	-46.42	Pk	34.7	-24.05	11.8	0	-23.97	27	-50.97	44	379	V
	5775 (Upper)		5.85	-45.27	Pk	34.8	-23.76	11.8	0	-22.43	27	-49.43	145	104	H
			5.932125	-61.28	Pk	34.9	-23.68	11.8	0	-38.26	-27	-11.26	145	104	H
			5.85	-50	Pk	34.8	-23.76	11.8	0	-27.16	27	-54.16	42	150	V
			5.92685	-64.58	Pk	34.9	-23.68	11.8	0	-41.56	-27	-14.56	42	150	V

Pk - Peak detector

UL LLC.
47173 Benicia Street, Fremont, CA 94538; USA. TEL:(510) 319-4000 FAX:(510) 661-0888
This report shall not be reproduced except in full, without the written approval of UL LLC.

BANDEDGE (LOW CHANNEL / 5745MHz)

HORIZONTAL RESULT

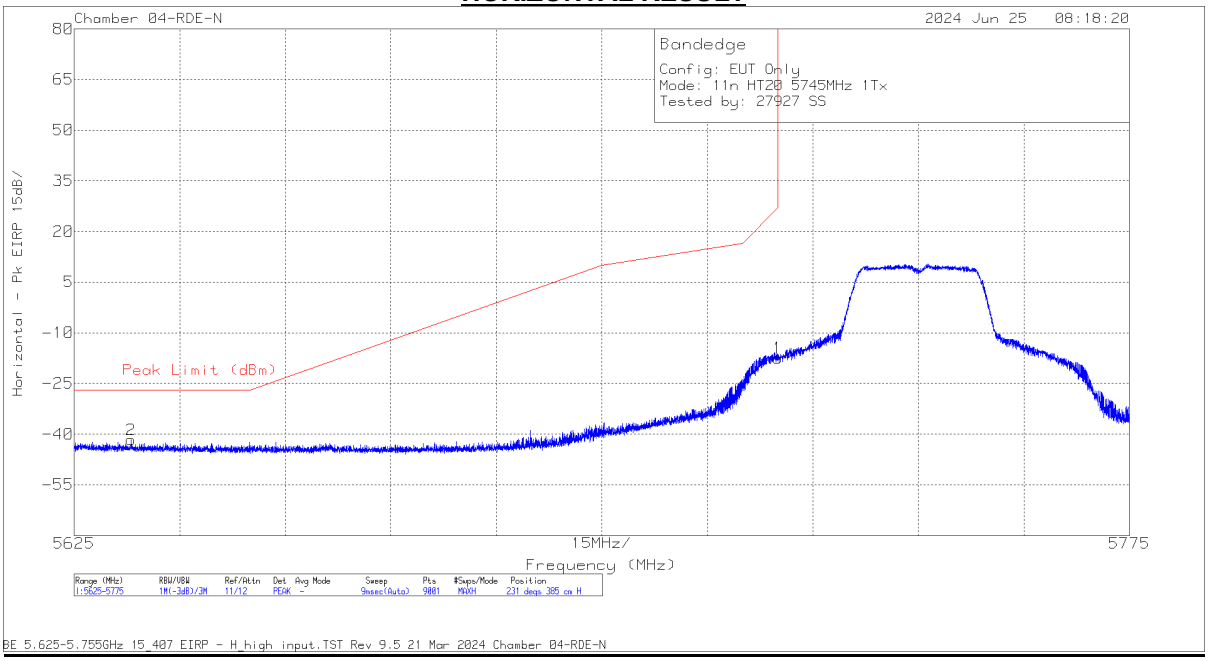

Marker	Frequency (GHz)	Meter Reading (dBm)	Det	223083 ACF (dB/m)	Conversion Factor (dB)	DCCF (dB)	Gain/Loss (dB)	Corrected Reading EIRP (dBm)	Peak Limit (dBm)	PK Margin (dB)	Azimuth (Degs)	Height (cm)	Polarity
2	5.633067	-64.18	Pk	34.6	11.8	0	-23.95	-41.73	-27	-14.73	231	385	H
1	5.725	-40.02	Pk	34.7	11.8	0	-24.05	-17.57	27	-44.57	231	385	H

Pk - Peak detector

UL LLC.
47173 Benicia Street, Fremont, CA 94538; USA. TEL:(510) 319-4000 FAX:(510) 661-0888
This report shall not be reproduced except in full, without the written approval of UL LLC.

BANDEDGE (LOW CHANNEL / 5745MHz)

VERTICAL RESULT

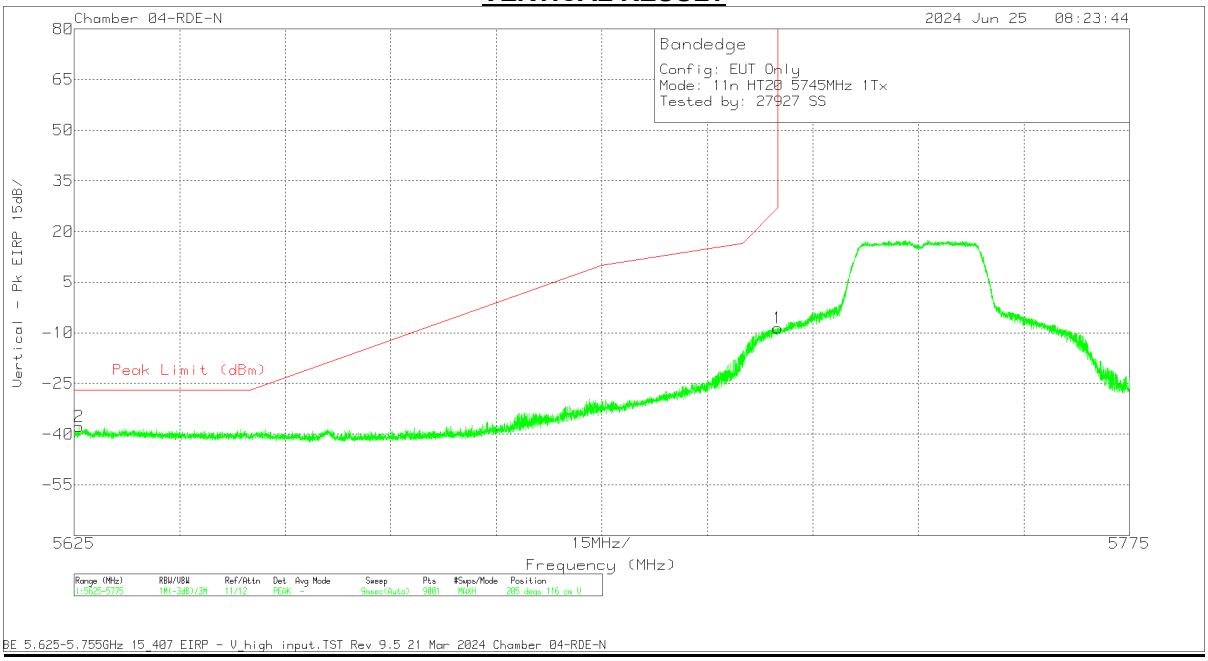

Marker	Frequency (GHz)	Meter Reading (dBm)	Det	223083 ACF (dB/m)	Conversion Factor (dB)	DCCF (dB)	Gain/Loss (dB)	Corrected Reading EIRP (dBm)	Peak Limit (dBm)	PK Margin (dB)	Azimuth (Degs)	Height (cm)	Polarity
2	5.6257	-60.26	Pk	34.6	11.8	0	-23.93	-37.79	-27	-10.79	205	116	V
1	5.725	-31.08	Pk	34.7	11.8	0	-24.05	-8.63	27	-35.63	205	116	V

Pk - Peak detector

UL LLC.
47173 Benicia Street, Fremont, CA 94538; USA. TEL:(510) 319-4000 FAX:(510) 661-0888
This report shall not be reproduced except in full, without the written approval of UL LLC.

BANDEDGE (HIGH CHANNEL / 5825MHz)

HORIZONTAL RESULT

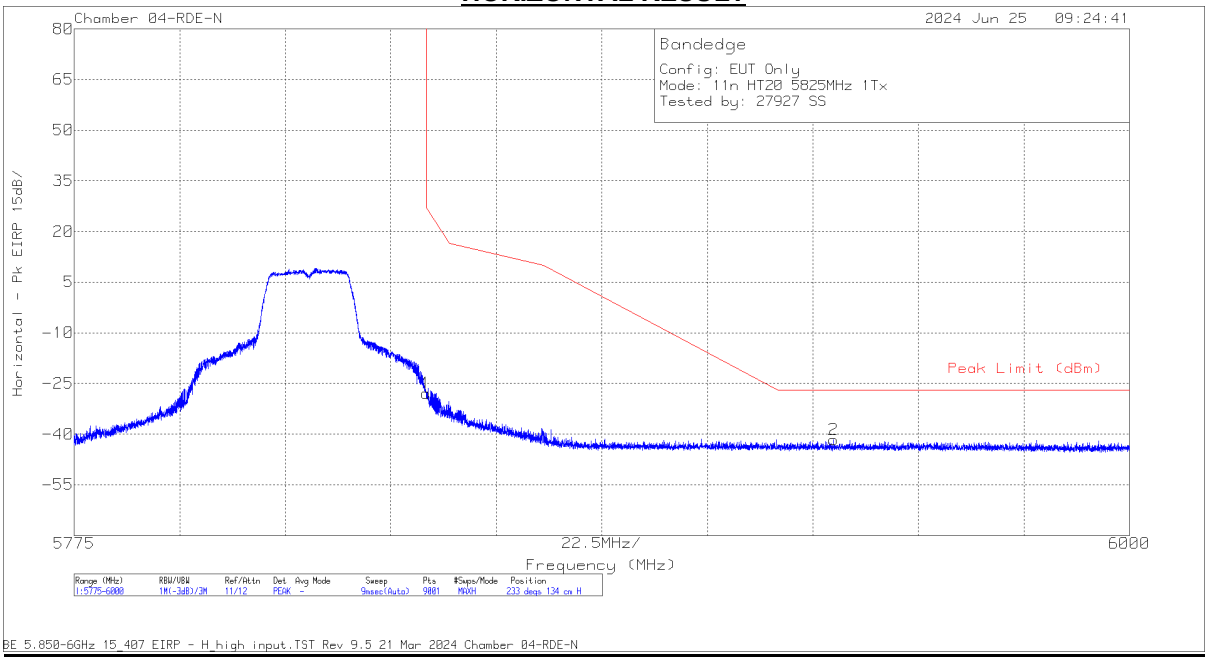

Marker	Frequency (GHz)	Meter Reading (dBm)	Det	223083 ACF (dB/m)	Conversion Factor (dB)	DCCF (dB)	Gain/Loss (dB)	Corrected Reading EIRP (dBm)	Peak Limit (dBm)	PK Margin (dB)	Azimuth (Degs)	Height (cm)	Polarity
1	5.85	-50.72	Pk	34.8	11.8	0	-23.76	-27.88	27	-54.88	233	134	H
2	5.93695	-64.65	Pk	34.9	11.8	0	-23.66	-41.61	-27	-14.61	233	134	H

Pk - Peak detector

UL LLC.
47173 Benicia Street, Fremont, CA 94538; USA. TEL:(510) 319-4000 FAX:(510) 661-0888
This report shall not be reproduced except in full, without the written approval of UL LLC.

BANDEDGE (HIGH CHANNEL / 5825MHz)

VERTICAL RESULT

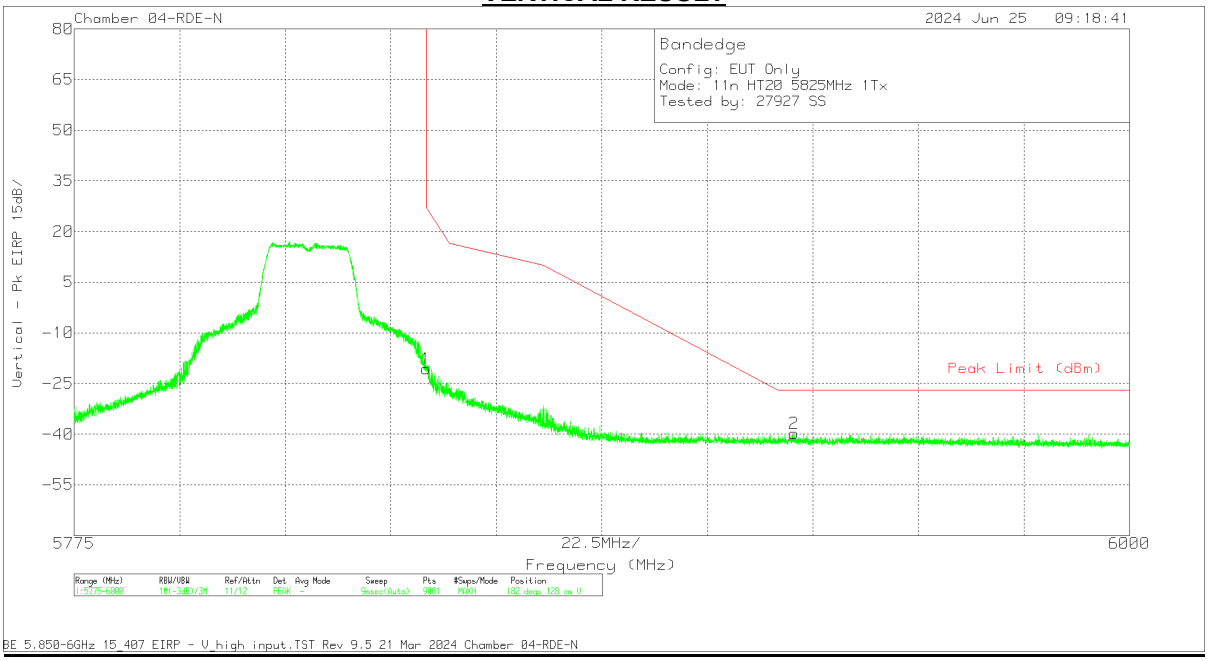

Marker	Frequency (GHz)	Meter Reading (dBm)	Det	223083 ACF (dB/m)	Conversion Factor (dB)	DCCF (dB)	Gain/Loss (dB)	Corrected Reading EIRP (dBm)	Peak Limit (dBm)	PK Margin (dB)	Azimuth (Degs)	Height (cm)	Polarity
1	5.85	-43.44	Pk	34.8	11.8	0	-23.76	-20.6	27	-47.6	182	128	V
2	5.92845	-62.75	Pk	34.9	11.8	0	-23.68	-39.73	-27	-12.73	182	128	V

Pk - Peak detector

UL LLC.
47173 Benicia Street, Fremont, CA 94538; USA. TEL:(510) 319-4000 FAX:(510) 661-0888
This report shall not be reproduced except in full, without the written approval of UL LLC.

1.1.26. 802.11n/ac MIMO MODE IN UNII-3 BAND – BANDEDGES

UNII-3 (MIMO CDD)	Channel Frequency (MHz)	Ant. #	Frequency (GHz)	Meter Reading (dBuV)	Det	AF (dB/m)	Amp/Cbl/ Fltr/Pad (dB)	Conversion Factor (dB)	DCCF (dB)	Correct Reading EIRP (dBm)	Pk Limit (dBm)	Pk Margin (dB)	Azimuth (Degs)	Height (cm)	Polarity
HT20	5745	6 + 5	5.635867	-47.44	Pk	34.8	-35.67	11.8	0	-36.51	-27	-9.51	231	145	H
			5.725	-21.73	Pk	34.9	-35.57	11.8	0	-10.6	27	-37.6	231	145	H
			5.645284	-48.27	Pk	34.8	-35.69	11.8	0	-37.36	-27	-10.36	74	238	V
			5.725	-28.8	Pk	34.9	-35.57	11.8	0	-17.67	27	-44.67	74	238	V
	5825		5.85	-27.89	Pk	35	-37.91	11.8	0	-19	27	-46	31	141	H
			5.925225	-46.77	Pk	35.2	-37.69	11.8	0	-37.46	-27	-10.46	31	141	H
			5.85	-37.14	Pk	35	-37.91	11.8	0	-28.25	27	-55.25	205	280	V
			5.959725	-47.75	Pk	35.2	-37.61	11.8	0	-38.36	-27	-11.36	205	280	V
HT40	5755	6 + 5	5.725	-17.26	Pk	34.6	-38.14	11.8	0	-9	27	-36	196	137	H
			5.649234	-42.89	Pk	34.5	-38.3	11.8	0	-34.89	-27	-7.89	196	137	H
			5.725	-26.21	Pk	34.6	-38.14	11.8	0	-17.95	27	-44.95	348	137	V
			5.650351	-46.73	Pk	34.5	-38.3	11.8	0	-38.73	-26.74	-11.99	348	137	V
	5795		5.85	-35.55	Pk	35.2	-35.39	11.8	0	-23.94	27	-50.94	281	101	H
			5.926625	-47.63	Pk	35.4	-35.36	11.8	0	-35.79	-27	-8.79	281	101	H
			5.85	-44.61	Pk	35.2	-35.39	11.8	0	-33	27	-60	272	227	V
			5.99575	-48.64	Pk	35.7	-35.23	11.8	0	-36.37	-27	-9.37	272	227	V
VHT80	5775 (Lower)	6 + 5	5.6443	-42.49	Pk	34.8	-35.68	11.8	0	-31.57	-27	-4.57	240	137	H
			5.725	-32.97	Pk	34.9	-35.57	11.8	0	-21.84	27	-48.84	240	137	H
			5.651134	-46.75	Pk	34.9	-35.56	11.8	0	-35.61	-26.16	-9.45	184	186	V
			5.725	-39.55	Pk	34.9	-35.57	11.8	0	-28.42	27	-55.42	184	186	V
	5775 (Upper)		5.85	-28.8	Pk	35.2	-35.39	11.8	0	-17.19	27	-44.19	285	163	H
			5.9279	-43.83	Pk	35.4	-35.32	11.8	0	-31.95	-27	-4.95	285	163	H
			5.85	-37.2	Pk	35.2	-35.39	11.8	0	-25.59	27	-52.59	271	223	V
			5.92815	-47.76	Pk	35.4	-35.31	11.8	0	-35.87	-27	-8.87	271	223	V

Pk - Peak detector

UL LLC.
47173 Benicia Street, Fremont, CA 94538; USA. TEL:(510) 319-4000 FAX:(510) 661-0888
This report shall not be reproduced except in full, without the written approval of UL LLC.

BANDEDGE (LOW CHANNEL / 5745MHz)

HORIZONTAL RESULT

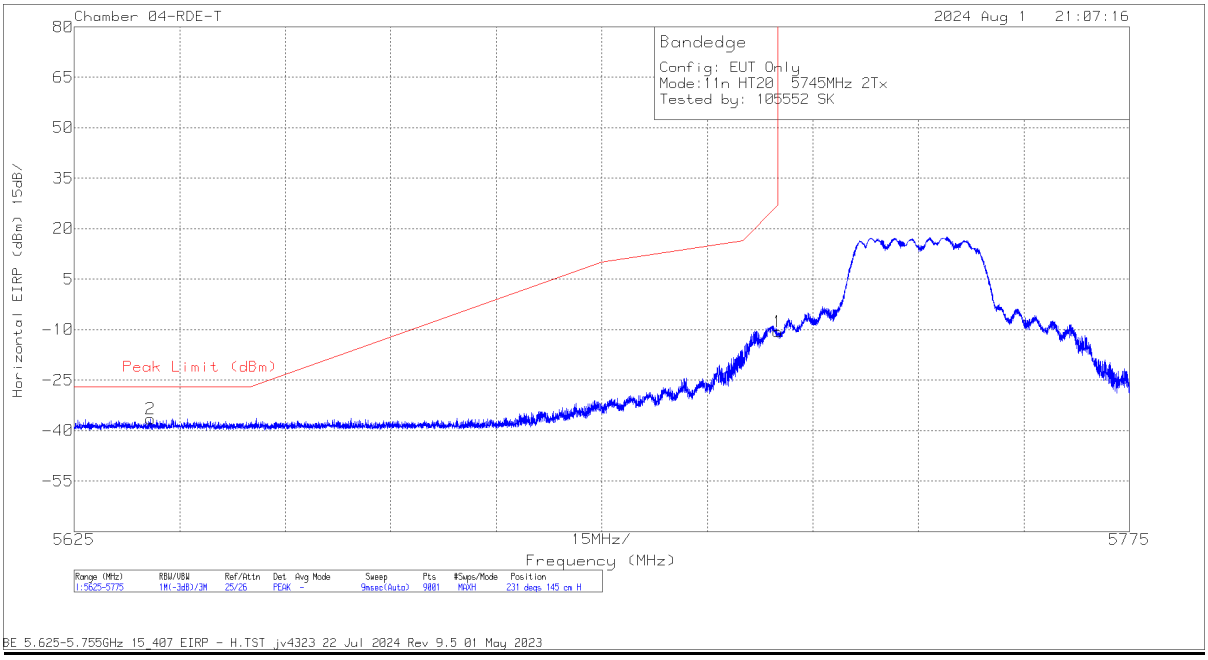

Marker	Frequency (GHz)	Meter Reading (dBm)	Det	80430 ACF (dB/m)	Conversion Factor (dB)	DCCF (dB)	Gain/Loss (dB)	Corrected Reading EIRP (dBm)	Peak Limit (dBm)	PK Margin (dB)	Azimuth (Degs)	Height (cm)	Polarity
2	5.635867	-47.44	Pk	34.8	11.8	0	-35.67	-36.51	-27	-9.51	231	145	H
1	5.725	-21.73	Pk	34.9	11.8	0	-35.57	-10.6	27	-37.6	231	145	H

Pk - Peak detector

UL LLC.
47173 Benicia Street, Fremont, CA 94538; USA. TEL:(510) 319-4000 FAX:(510) 661-0888
This report shall not be reproduced except in full, without the written approval of UL LLC.

BANDEDGE (LOW CHANNEL / 5745MHz)

VERTICAL RESULT

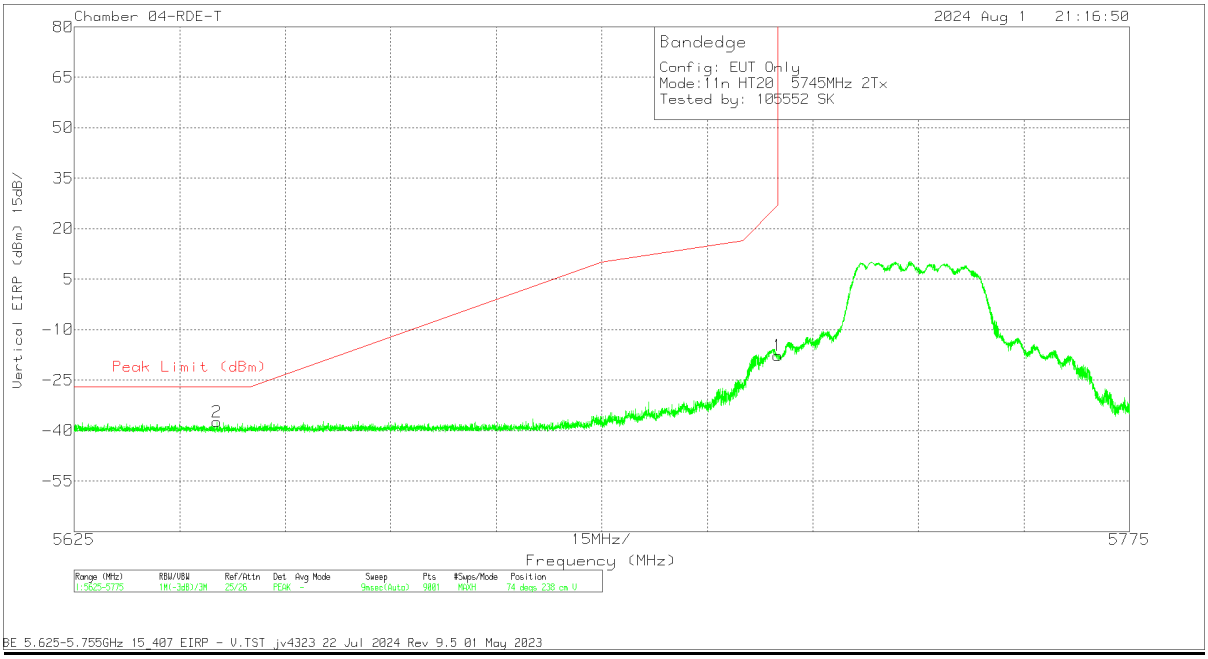

Marker	Frequency (GHz)	Meter Reading (dBm)	Det	80430 ACF (dB/m)	Conversion Factor (dB)	DCCF (dB)	Gain/Loss (dB)	Corrected Reading EIRP (dBm)	Peak Limit (dBm)	PK Margin (dB)	Azimuth (Degs)	Height (cm)	Polarity
2	5.645284	-48.27	Pk	34.8	11.8	0	-35.69	-37.36	-27	-10.36	74	238	V
1	5.725	-28.8	Pk	34.9	11.8	0	-35.57	-17.67	27	-44.67	74	238	V

Pk - Peak detector

UL LLC.
47173 Benicia Street, Fremont, CA 94538; USA. TEL:(510) 319-4000 FAX:(510) 661-0888
This report shall not be reproduced except in full, without the written approval of UL LLC.

BANDEDGE (HIGH CHANNEL / 5825MHz)

HORIZONTAL RESULT

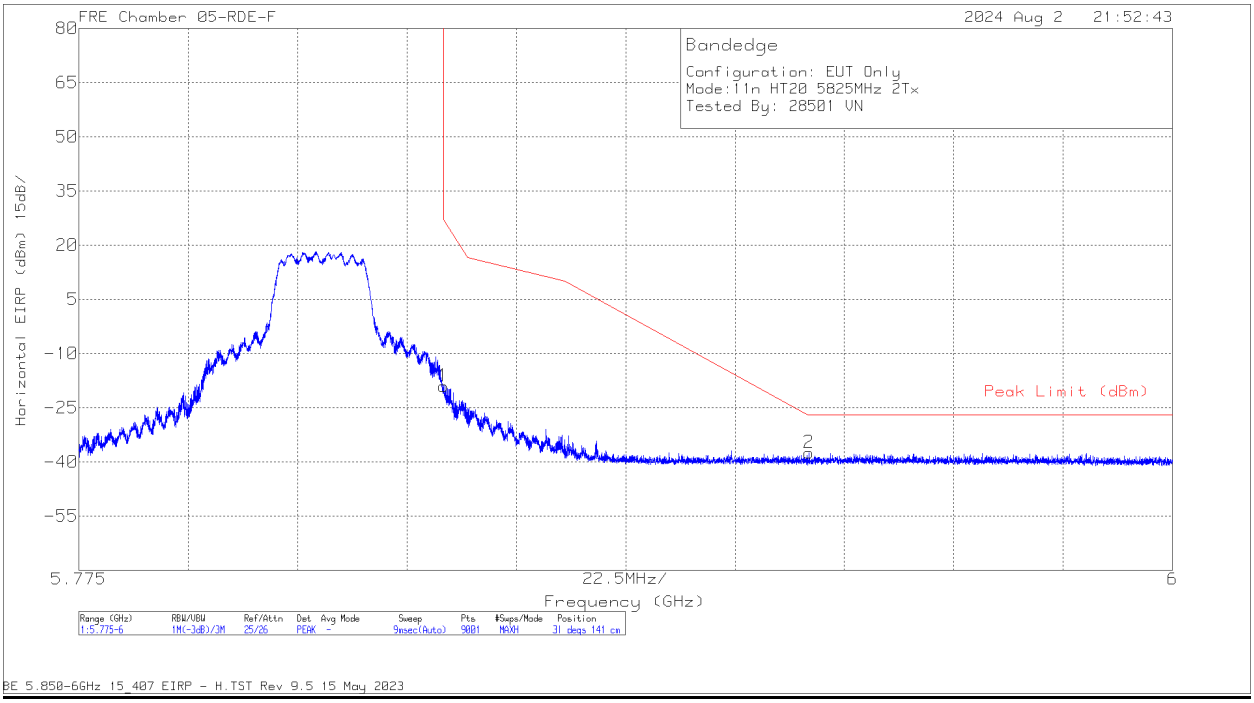

Marker	Frequency (GHz)	Meter Reading (dBm)	Det	226674 ACF (dB/m)	Conversion Factor (dB)	DCCF (dB)	Gain/Loss (dB)	Corrected Reading EIRP (dBm)	Peak Limit (dBm)	PK Margin (dB)	Azimuth (Degs)	Height (cm)	Polarity
1	5.85	-27.89	Pk	35	11.8	0	-37.91	-19	27	-46	31	141	H
2	5.925225	-46.77	Pk	35.2	11.8	0	-37.69	-37.46	-27	-10.46	31	141	H

Pk - Peak detector

UL LLC.
47173 Benicia Street, Fremont, CA 94538; USA. TEL:(510) 319-4000 FAX:(510) 661-0888
This report shall not be reproduced except in full, without the written approval of UL LLC.

BANDEDGE (HIGH CHANNEL / 5825MHz)

VERTICAL RESULT

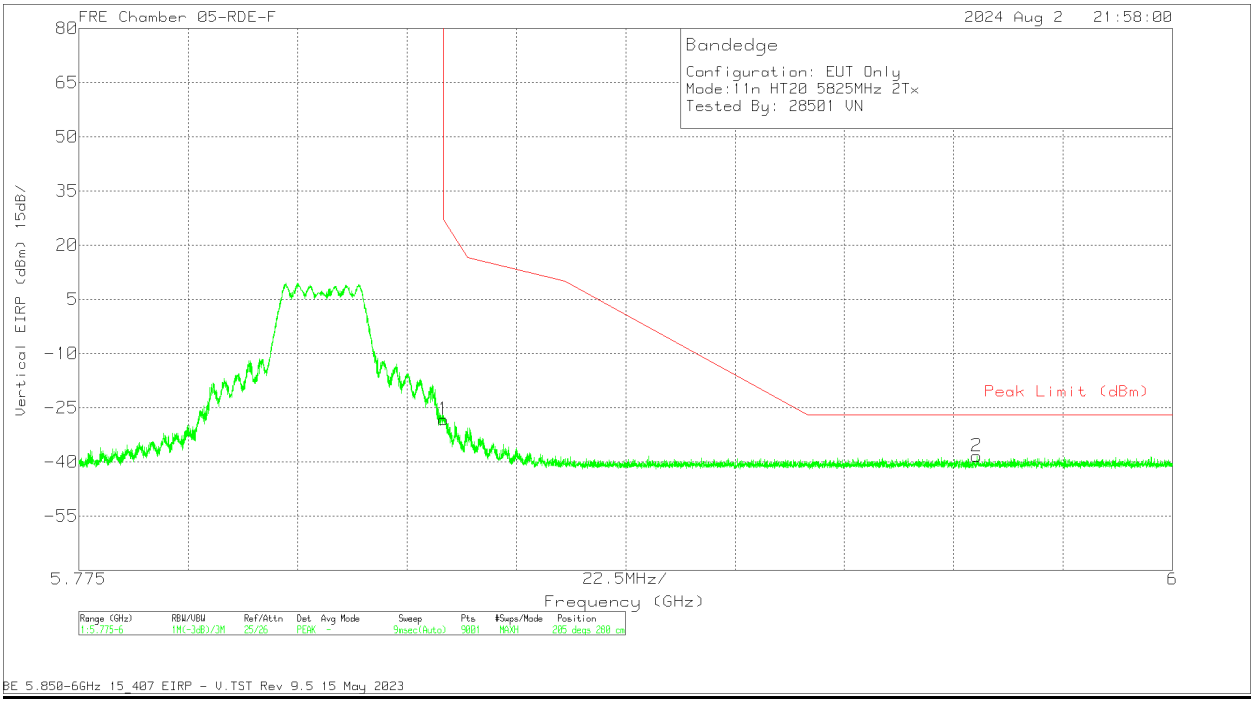

Marker	Frequency (GHz)	Meter Reading (dBm)	Det	226674 ACF (dB/m)	Conversion Factor (dB)	DCCF (dB)	Gain/Loss (dB)	Corrected Reading EIRP (dBm)	Peak Limit (dBm)	PK Margin (dB)	Azimuth (Degs)	Height (cm)	Polarity
1	5.85	-37.14	Pk	35	11.8	0	-37.91	-28.25	27	-55.25	205	280	V
2	5.959725	-47.75	Pk	35.2	11.8	0	-37.61	-38.36	-27	-11.36	205	280	V

Pk - Peak detector

UL LLC.
47173 Benicia Street, Fremont, CA 94538; USA. TEL:(510) 319-4000 FAX:(510) 661-0888
This report shall not be reproduced except in full, without the written approval of UL LLC.

1.1.27. 802.11be SISO SU MODE IN UNII-3 BAND – BANDEDGES

UNII-3 (SISO)	Channel Frequency (MHz)	Ant. #	Frequency (GHz)	Meter Reading (dBuV)	Det	AF (dB/m)	Amp/Cbl/ Fltr/Pad (dB)	Conversion Factor (dB)	DCCF (dB)	Correct Reading EIRP (dBm)	Pk Limit (dBm)	Pk Margin (dB)	Azimuth (Degs)	Height (cm)	Polarity
EHT20 (SU Mode)	5745	6	5.625217	-47.21	Pk	35.1	-38.64	11.8	0	-38.95	-27	-11.95	337	246	H
			5.725	-21.07	Pk	35.2	-38.4	11.8	0	-12.47	27	-39.47	337	246	H
			5.643534	-46.91	Pk	35.2	-38.62	11.8	0	-38.53	-27	-11.53	305	105	V
			5.725	-15.82	Pk	35.2	-38.4	11.8	0	-7.22	27	-34.22	305	105	V
	5825		5.85	-31.05	Pk	35.4	-33.8	11.8	0	-17.65	27	-44.65	131	103	H
			5.94195	-49.6	Pk	35.5	-33.6	11.8	0	-35.9	-27	-8.9	131	103	H
			5.85	-27.34	Pk	35.4	-33.8	11.8	0	-13.94	27	-40.94	86	120	V
			5.94735	-49.51	Pk	35.5	-33.67	11.8	0	-35.88	-27	-8.88	86	120	V
	5745	5	5.6406	-64.82	Pk	34.6	-23.98	11.8	0	-42.4	-27	-15.4	153	102	H
			5.725	-37.71	Pk	34.7	-24.05	11.8	0	-15.26	27	-42.26	153	102	H
			5.644717	-65.05	Pk	34.6	-24.04	11.8	0	-42.69	-27	-15.69	41	383	V
			5.725	-40.58	Pk	34.7	-24.05	11.8	0	-18.13	27	-45.13	41	383	V
	5825		5.85	-43.97	Pk	34.8	-23.76	11.8	0	-21.13	27	-48.13	266	391	H
			5.9545	-64.86	Pk	35	-23.56	11.8	0	-41.62	-27	-14.62	266	391	H
			5.85	-45.8	Pk	34.8	-23.76	11.8	0	-22.96	27	-49.96	38	304	V
			5.951075	-65.02	Pk	35	-23.61	11.8	0	-41.83	-27	-14.83	38	304	V
EHT40 (SU Mode)	5755	6	5.649967	-48.45	Pk	35.1	-34.1	11.8	0	-35.65	-27	-8.65	105	116	H
			5.725	-26.42	Pk	35.2	-34.1	11.8	0	-13.52	27	-40.52	105	116	H
			5.649801	-44	Pk	35.1	-34.12	11.8	0	-31.22	-27	-4.22	86	149	V
			5.725	-21.14	Pk	35.2	-34.1	11.8	0	-8.24	27	-35.24	86	149	V
	5795		5.85	-40.34	Pk	35.4	-33.8	11.8	0	-26.94	27	-53.94	131	106	H
			5.976575	-49.35	Pk	35.6	-33.76	11.8	0	-35.71	-27	-8.71	131	106	H
			5.85	-36	Pk	35.4	-33.8	11.8	0	-22.6	27	-49.6	69	121	V
			5.94265	-49.6	Pk	35.5	-33.54	11.8	0	-35.84	-27	-8.84	69	121	V
	5755	5	5.644167	-62.35	Pk	34.6	-24.04	11.8	0	-39.99	-27	-12.99	324	137	H
			5.725	-40.54	Pk	34.7	-24.05	11.8	0	-18.09	27	-45.09	324	137	H
			5.64365	-63.66	Pk	34.6	-24.04	11.8	0	-41.3	-27	-14.3	211	398	V
			5.725	-44	Pk	34.7	-24.05	11.8	0	-21.55	27	-48.55	211	398	V
	5795		5.85	-54.18	Pk	34.8	-23.76	11.8	0	-31.34	27	-58.34	318	106	H
			5.9257	-64.21	Pk	34.9	-23.65	11.8	0	-41.16	-27	-14.16	318	106	H
			5.85	-61.51	Pk	34.8	-23.76	11.8	0	-38.67	27	-65.67	217	393	V
			5.942975	-64.46	Pk	35	-23.63	11.8	0	-41.29	-27	-14.29	217	393	V
EHT80 (SU Mode)	5775 (Lower)	6	5.631517	-42.68	Pk	34.4	-39.3	11.8	0	-35.78	-27	-8.78	17	270	H
			5.725	-32.28	Pk	34.5	-39.1	11.8	0	-25.08	27	-52.08	17	270	H
			5.6314	-38.66	Pk	34.4	-39.3	11.8	0	-31.76	-27	-4.76	329	147	V
			5.725	-25.81	Pk	34.5	-39.1	11.8	0	-18.61	27	-45.61	329	147	V
	5775 (Upper)		5.85	-32.45	Pk	34.7	-38.8	11.8	0	-24.75	27	-51.75	13	106	H
			5.936825	-45.08	Pk	34.9	-38.6	11.8	0	-36.98	-27	-9.98	13	106	H
			5.85	-24.53	Pk	34.7	-38.8	11.8	0	-16.83	27	-43.83	331	115	V
			5.92805	-40.03	Pk	34.9	-38.6	11.8	0	-31.93	-27	-4.93	331	115	V
	5775 (Lower)	5	5.643967	-56.75	Pk	34.6	-24.04	11.8	0	-34.39	-27	-7.39	322	110	H
			5.725	-42.39	Pk	34.7	-24.05	11.8	0	-19.94	27	-46.94	322	110	H
			5.632767	-57.07	Pk	34.6	-23.95	11.8	0	-34.62	-27	-7.62	211	395	V
			5.725	-44.63	Pk	34.7	-24.05	11.8	0	-22.18	27	-49.18	211	395	V
	5775 (Upper)		5.85	-28.56	Pk	34.7	-34.5	11.8	0	-16.56	27	-43.56	329	302	H
			5.92855	-44.12	Pk	34.9	-34.35	11.8	0	-31.77	-27	-4.77	329	302	H
			5.85	-33.15	Pk	34.7	-34.5	11.8	0	-21.15	27	-48.15	167	148	V
			5.9281	-46.61	Pk	34.9	-34.39	11.8	0	-34.3	-27	-7.3	167	148	V

Pk - Peak detector

UL LLC.
47173 Benicia Street, Fremont, CA 94538; USA. TEL:(510) 319-4000 FAX:(510) 661-0888
This report shall not be reproduced except in full, without the written approval of UL LLC.

BANDEDGE (LOW CHANNEL / 5745MHz)

HORIZONTAL RESULT

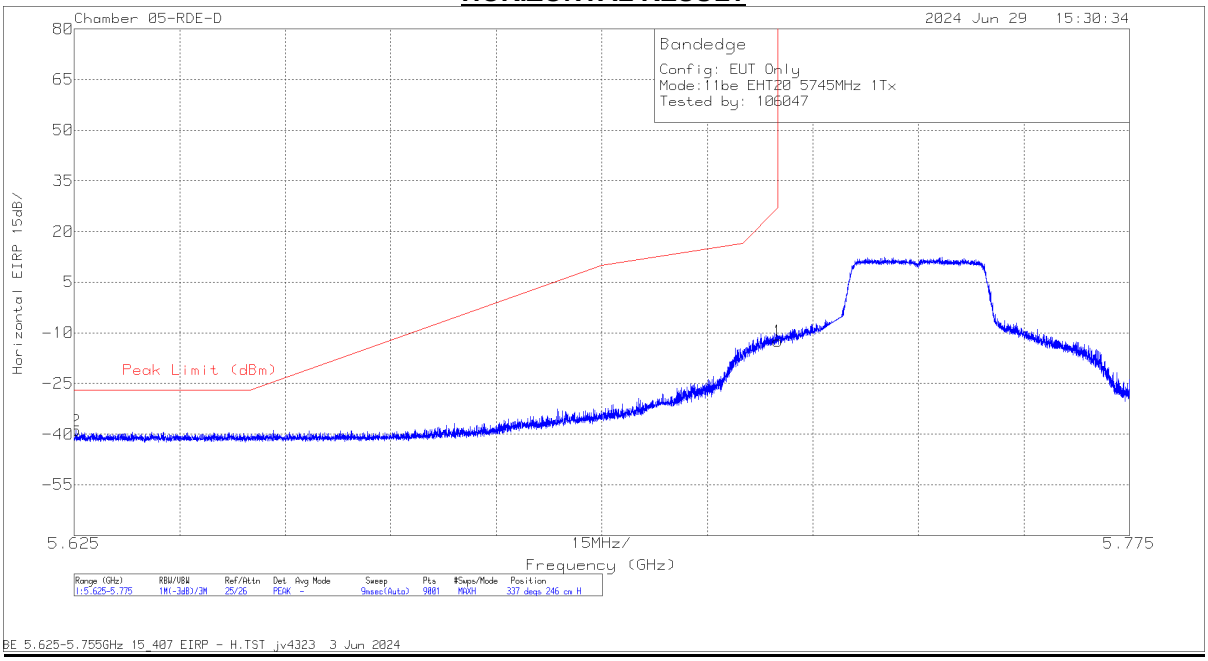

Marker	Frequency (GHz)	Meter Reading (dBm)	Det	230299 ACF (dB/m)	Conversion Factor (dB)	DCCF (dB)	Gain/Loss (dB)	Corrected Reading EIRP (dBm)	Peak Limit (dBm)	PK Margin (dB)	Azimuth (Degs)	Height (cm)	Polarity
2	5.625217	-47.21	Pk	35.1	11.8	0	-38.64	-38.95	-27	-11.95	337	246	H
1	5.725	-21.07	Pk	35.2	11.8	0	-38.4	-12.47	27	-39.47	337	246	H

Pk - Peak detector

UL LLC.
47173 Benicia Street, Fremont, CA 94538; USA. TEL:(510) 319-4000 FAX:(510) 661-0888
This report shall not be reproduced except in full, without the written approval of UL LLC.

BANDEDGE (LOW CHANNEL / 5745MHz)

VERTICAL RESULT

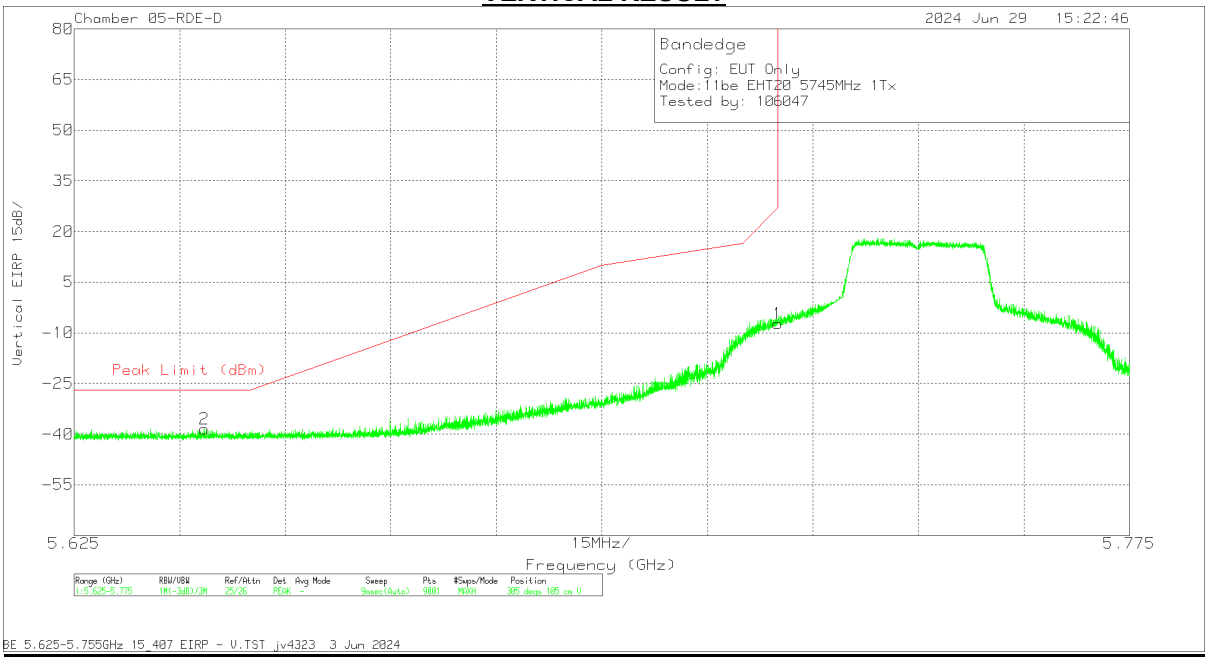

Marker	Frequency (GHz)	Meter Reading (dBm)	Det	230299 ACF (dB/m)	Conversion Factor (dB)	DCCF (dB)	Gain/Loss (dB)	Corrected Reading EIRP (dBm)	Peak Limit (dBm)	PK Margin (dB)	Azimuth (Degs)	Height (cm)	Polarity
2	5.643534	-46.91	Pk	35.2	11.8	0	-38.62	-38.53	-27	-11.53	305	105	V
1	5.725	-15.82	Pk	35.2	11.8	0	-38.4	-7.22	27	-34.22	305	105	V

Pk - Peak detector

UL LLC.
47173 Benicia Street, Fremont, CA 94538; USA. TEL:(510) 319-4000 FAX:(510) 661-0888
This report shall not be reproduced except in full, without the written approval of UL LLC.

BANDEDGE (HIGH CHANNEL / 5825MHz)

HORIZONTAL RESULT

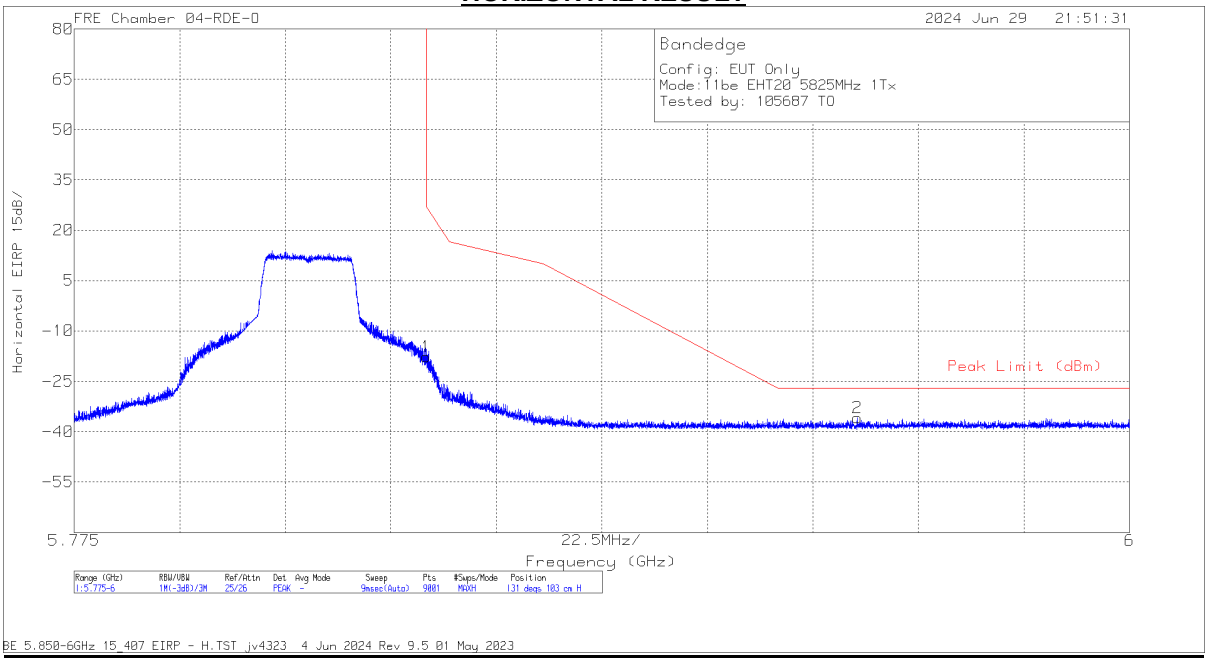

Marker	Frequency (GHz)	Meter Reading (dBm)	Det	80402 ACF (dB/m)	Conversion Factor (dB)	DCCF (dB)	Gain/Loss (dB)	Corrected Reading EIRP (dBm)	Peak Limit (dBm)	PK Margin (dB)	Azimuth (Degs)	Height (cm)	Polarity
1	5.85	-31.05	Pk	35.4	11.8	0	-33.8	-17.65	27	-44.65	131	103	H
2	5.94195	-49.6	Pk	35.5	11.8	0	-33.6	-35.9	-27	-8.9	131	103	H

Pk - Peak detector

UL LLC.
47173 Benicia Street, Fremont, CA 94538; USA. TEL:(510) 319-4000 FAX:(510) 661-0888
This report shall not be reproduced except in full, without the written approval of UL LLC.

BANDEDGE (HIGH CHANNEL / 5825MHz)

VERTICAL RESULT

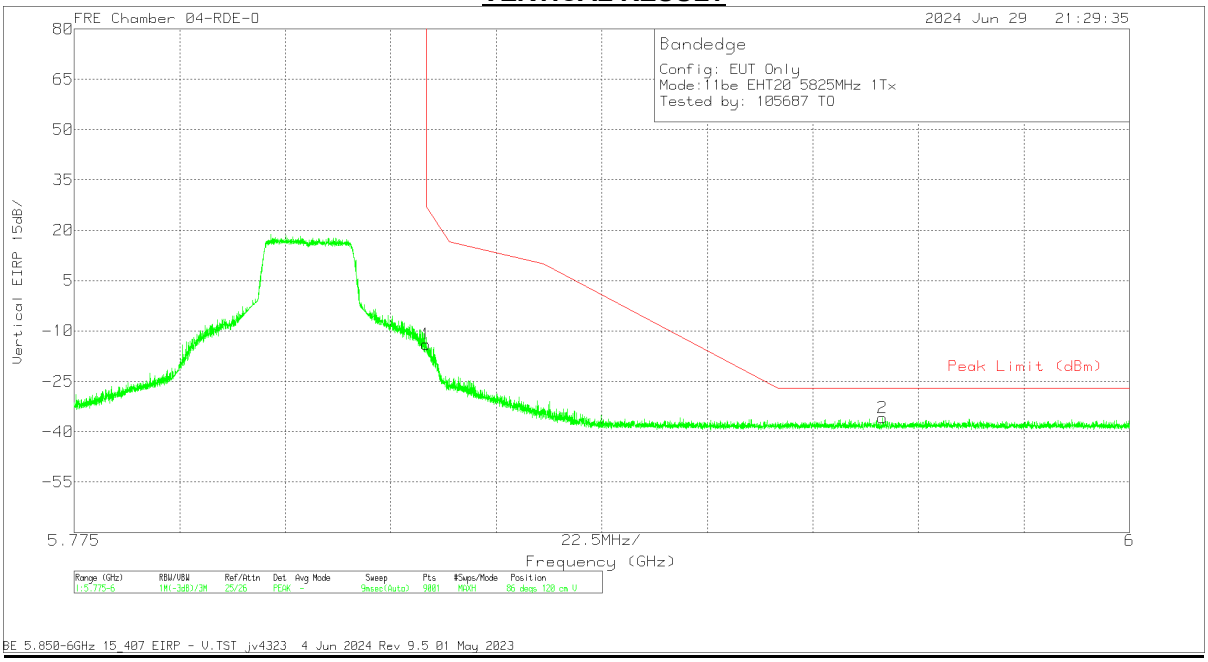

Marker	Frequency (GHz)	Meter Reading (dBm)	Det	80402 ACF (dB/m)	Conversion Factor (dB)	DCCF (dB)	Gain/Loss (dB)	Corrected Reading EIRP (dBm)	Peak Limit (dBm)	PK Margin (dB)	Azimuth (Degs)	Height (cm)	Polarity
1	5.85	-27.34	Pk	35.4	11.8	0	-33.8	-13.94	27	-40.94	86	120	V
2	5.94735	-49.51	Pk	35.5	11.8	0	-33.67	-35.88	-27	-8.88	86	120	V

Pk - Peak detector

UL LLC.
47173 Benicia Street, Fremont, CA 94538; USA. TEL:(510) 319-4000 FAX:(510) 661-0888
This report shall not be reproduced except in full, without the written approval of UL LLC.

1.1.28. 802.11be SISO PARTIAL RU MODE IN UNII-3 BAND – BANDEDGES

UNII-3 (SISO)	Channel Frequency (MHz)	Ant. #	Frequency (GHz)	Meter Reading (dBuV)	Det	AF (dB/m)	Amp/Cbl/ Fltr/Pad (dB)	Conversion Factor (dB)	DCCF (dB)	Correct Reading EIRP (dBm)	Pk Limit (dBm)	Pk Margin (dB)	Azimuth (Degs)	Height (cm)	Polarity
EHT20 (RU 52 / Index 37)	5745	6	5.631383	-49.31	Pk	34.4	-34.64	11.8	0	-37.75	-27	-10.75	20	340	H
			5.725	-34.5	Pk	34.5	-34.6	11.8	0	-22.8	27	-49.8	20	340	H
			5.63515	-49.16	Pk	34.5	-34.63	11.8	0	-37.49	-27	-10.49	8	112	V
			5.725	-30.32	Pk	34.5	-34.6	11.8	0	-18.62	27	-45.62	8	112	V
EHT20 (RU 52 / Index 40)	5825		5.85	-41.44	Pk	34.7	-34.5	11.8	0	-29.44	27	-56.44	265	356	H
			5.933975	-49.69	Pk	34.9	-34.4	11.8	0	-37.39	-27	-10.39	265	356	H
			5.85	-34.72	Pk	34.7	-34.5	11.8	0	-22.72	27	-49.72	349	107	V
			5.9794	-49.72	Pk	35	-34.46	11.8	0	-37.38	-27	-10.38	349	107	V
EHT20 (RU 52 / Index 37)	5745	5	5.639117	-65.64	Pk	34.6	-23.98	11.8	0	-43.22	-27	-16.22	301	159	H
			5.725	-46.82	Pk	34.7	-24.05	11.8	0	-24.37	27	-51.37	301	159	H
			5.644117	-65.15	Pk	34.6	-24.04	11.8	0	-42.79	-27	-15.79	211	270	V
			5.725	-47.22	Pk	34.7	-24.05	11.8	0	-24.77	27	-51.77	211	270	V
EHT20 (RU 52 / Index 40)	5825		5.85	-50.12	Pk	34.8	-23.76	11.8	0	-27.28	27	-54.28	142	116	H
			5.944125	-64.96	Pk	35	-23.64	11.8	0	-41.8	-27	-14.8	142	116	H
			5.85	-55.5	Pk	34.8	-23.76	11.8	0	-32.66	27	-59.66	67	118	V
			5.964725	-64.53	Pk	35	-23.61	11.8	0	-41.34	-27	-14.34	67	118	V
EHT40 (RU 242 / Index 61)	5755	6	5.635734	-47.97	Pk	34.4	-37.33	11.8	0	-39.1	-27	-12.1	12	333	H
			5.725	-25.8	Pk	34.6	-37.13	11.8	0	-16.53	27	-43.53	12	333	H
			5.63605	-47.51	Pk	34.4	-37.33	11.8	0	-38.64	-27	-11.64	319	162	V
			5.725	-19.04	Pk	34.6	-37.13	11.8	0	-9.77	27	-36.77	319	162	V
EHT40 (RU 242 / Index 62)	5795		5.85	-64.75	Pk	34.8	-23.76	11.8	0	-41.91	27	-68.91	212	101	H
			5.946875	-65.2	Pk	35	-23.68	11.8	0	-42.08	-27	-15.08	212	101	H
			5.85	-57.1	Pk	34.8	-23.76	11.8	0	-34.26	27	-61.26	228	111	V
			5.96465	-64.69	Pk	35	-23.61	11.8	0	-41.5	-27	-14.5	228	111	V
EHT40 (RU 242 / Index 61)	5755	5	5.646384	-48.11	Pk	34.6	-36.86	11.8	0	-38.57	-27	-11.57	358	133	V
			5.725	-27.18	Pk	34.7	-36.6	11.8	0	-17.28	27	-44.28	358	133	V
			5.6475	-47.96	Pk	34.6	-36.85	11.8	0	-38.41	-27	-11.41	96	103	H
			5.725	-24.86	Pk	34.7	-36.6	11.8	0	-14.96	27	-41.96	96	103	H
EHT40 (RU 242 / Index 62)	5795		5.85	-61.63	Pk	34.8	-23.76	11.8	0	-38.79	27	-65.79	246	367	H
			5.975075	-64.66	Pk	35	-23.69	11.8	0	-41.55	-27	-14.55	246	367	H
			5.85	-65.56	Pk	34.8	-23.76	11.8	0	-42.72	27	-69.72	170	386	V
			5.94115	-64.93	Pk	35	-23.63	11.8	0	-41.76	-27	-14.76	170	386	V

Pk - Peak detector

UL LLC.
47173 Benicia Street, Fremont, CA 94538; USA. TEL:(510) 319-4000 FAX:(510) 661-0888
This report shall not be reproduced except in full, without the written approval of UL LLC.

UNII-3 (SISO)	Channel Frequency (MHz)	Ant. #	Frequency (GHz)	Meter Reading (dBuV)	Det	AF (dB/m)	Amp/Cbl/ Fltr/Pad (dB)	Conversion Factor (dB)	DCCF (dB)	Correct Reading EIRP (dBm)	Pk Limit (dBm)	Pk Margin (dB)	Azimuth (Degs)	Height (cm)	Polarity
EHT80 (RU 242 / Index 61)	5775 (Lower)	6	5.639684	-48.03	Pk	34.5	-34.6	11.8	0	-36.33	-27	-9.33	81	252	H
			5.725	-24.05	Pk	34.5	-34.6	11.8	0	-12.35	27	-39.35	81	252	H
			5.64965	-49.68	Pk	34.5	-34.6	11.8	0	-37.98	-27	-10.98	17	279	V
			5.725	-27.75	Pk	34.5	-34.6	11.8	0	-16.05	27	-43.05	17	279	V
EHT80 (MRU 52 + 26 / Index 71)			5.649317	-46.6	Pk	34.4	-39.3	11.8	0	-39.7	-27	-12.7	198	312	H
			5.725	-27.18	Pk	34.5	-39.1	11.8	0	-19.98	27	-46.98	198	312	H
			5.650534	-43.32	Pk	34.4	-39.3	11.8	0	-36.42	-26.6	-9.82	148	141	V
			5.725	-21.95	Pk	34.5	-39.1	11.8	0	-14.75	27	-41.75	148	141	V
EHT80 (RU 242 / Index 64)	5775 (Upper)		5.85	-44.19	Pk	34.8	-36.2	11.8	0	-33.79	27	-60.79	255	346	H
			5.925925	-47.13	Pk	34.9	-36.2	11.8	0	-36.63	-27	-9.63	255	346	H
			5.85	-38.49	Pk	34.8	-36.2	11.8	0	-28.09	27	-55.09	325	110	V
			5.927375	-47.25	Pk	34.9	-36.2	11.8	0	-36.75	-27	-9.75	325	110	V
EHT80 (MRU 52 + 26 / Index 80)			5.85	-43.47	Pk	34.7	-34.5	11.8	0	-31.47	27	-58.47	66	254	H
			5.98855	-49.28	Pk	35	-34.5	11.8	0	-36.98	-27	-9.98	66	254	H
			5.85	-43.65	Pk	34.7	-34.5	11.8	0	-31.65	27	-58.65	303	227	V
			5.92885	-49.41	Pk	34.9	-34.32	11.8	0	-37.03	-27	-10.03	303	227	V
EHT80 (RU 242 / Index 61)	5775 (Lower)	5	5.640967	-48.86	Pk	34.5	-34.6	11.8	0	-37.16	-27	-10.16	293	102	H
			5.725	-25.8	Pk	34.5	-34.6	11.8	0	-14.1	27	-41.1	293	102	H
			5.6322	-49.65	Pk	34.4	-34.68	11.8	0	-38.13	-27	-11.13	177	149	V
			5.725	-29.69	Pk	34.5	-34.6	11.8	0	-17.99	27	-44.99	177	149	V
EHT80 (MRU 52 + 26 / Index 71)			5.625467	-46.03	Pk	34.4	-39.3	11.8	0	-39.13	-27	-12.13	147	106	H
			5.725	-28.97	Pk	34.5	-39.1	11.8	0	-21.77	27	-48.77	147	106	H
			5.636084	-46.92	Pk	34.4	-39.3	11.8	0	-40.02	-27	-13.02	106	102	V
			5.725	-30.45	Pk	34.5	-39.1	11.8	0	-23.25	27	-50.25	106	102	V
EHT80 (RU 242 / Index 64)	5775 (Upper)		5.85	-42.65	Pk	34.8	-36.2	11.8	0	-32.25	27	-59.25	321	106	H
			5.9357	-47.78	Pk	34.9	-36.2	11.8	0	-37.28	-27	-10.28	321	106	H
			5.85	-44.67	Pk	34.8	-36.2	11.8	0	-34.27	27	-61.27	281	154	V
			5.955125	-47.73	Pk	34.9	-36.2	11.8	0	-37.23	-27	-10.23	281	154	V
EHT80 (MRU 52 + 26 / Index 80)			5.85	-44.51	Pk	34.7	-34.5	11.8	0	-32.51	27	-59.51	322	383	H
			5.96775	-49.06	Pk	35	-34.4	11.8	0	-36.66	-27	-9.66	322	383	H
			5.85	-47.02	Pk	34.7	-34.5	11.8	0	-35.02	27	-62.02	309	388	V
			5.9434	-49.54	Pk	34.9	-34.46	11.8	0	-37.3	-27	-10.3	309	388	V

Pk - Peak detector

UL LLC.
47173 Benicia Street, Fremont, CA 94538; USA. TEL:(510) 319-4000 FAX:(510) 661-0888
This report shall not be reproduced except in full, without the written approval of UL LLC.

1TX Antenna 6 MODE: RU52

BANDEDGE (LOW CHANNEL / 5745MHz)

HORIZONTAL RESULT

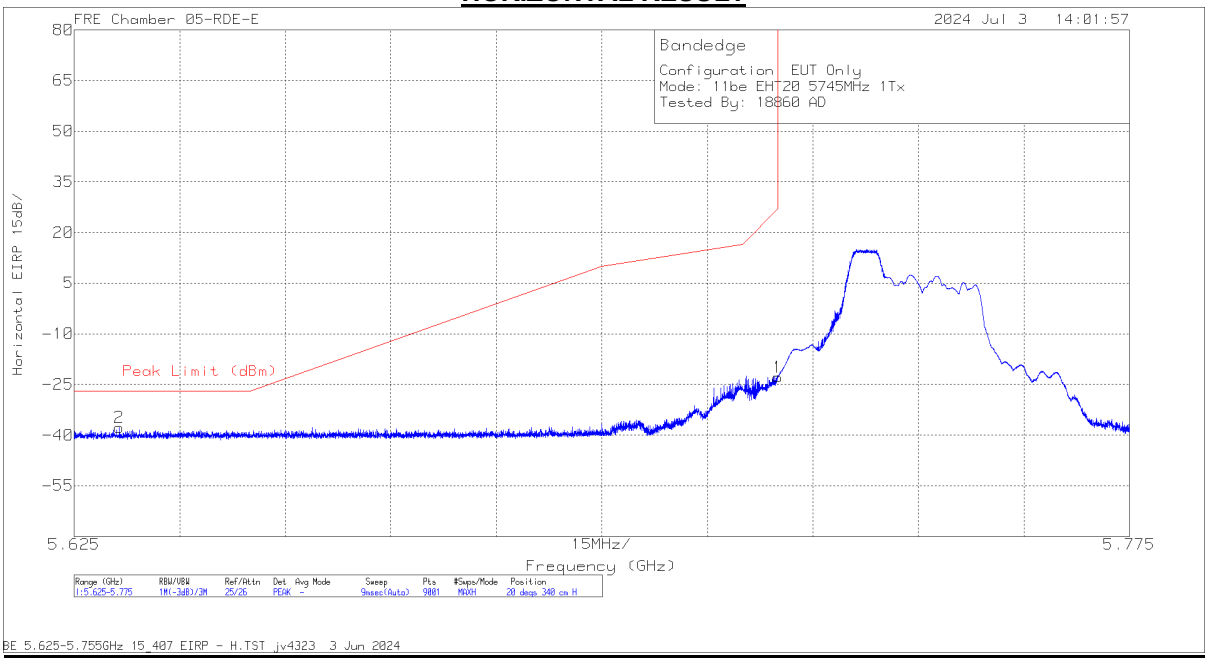

Marker	Frequency (GHz)	Meter Reading (dBm)	Det	222740 ACF (dB/m)	Conversion Factor (dB)	DCCF (dB)	Gain/Loss (dB)	Corrected Reading EIRP (dBm)	Peak Limit (dBm)	PK Margin (dB)	Azimuth (Degs)	Height (cm)	Polarity
2	5.631383	-49.31	Pk	34.4	11.8	0	-34.64	-37.75	-27	-10.75	20	340	H
1	5.725	-34.5	Pk	34.5	11.8	0	-34.6	-22.8	27	-49.8	20	340	H

Pk - Peak detector

UL LLC.
47173 Benicia Street, Fremont, CA 94538; USA. TEL:(510) 319-4000 FAX:(510) 661-0888
This report shall not be reproduced except in full, without the written approval of UL LLC.

1TX Antenna 6 MODE: RU52

BANDEDGE (LOW CHANNEL / 5745MHz)

VERTICAL RESULT

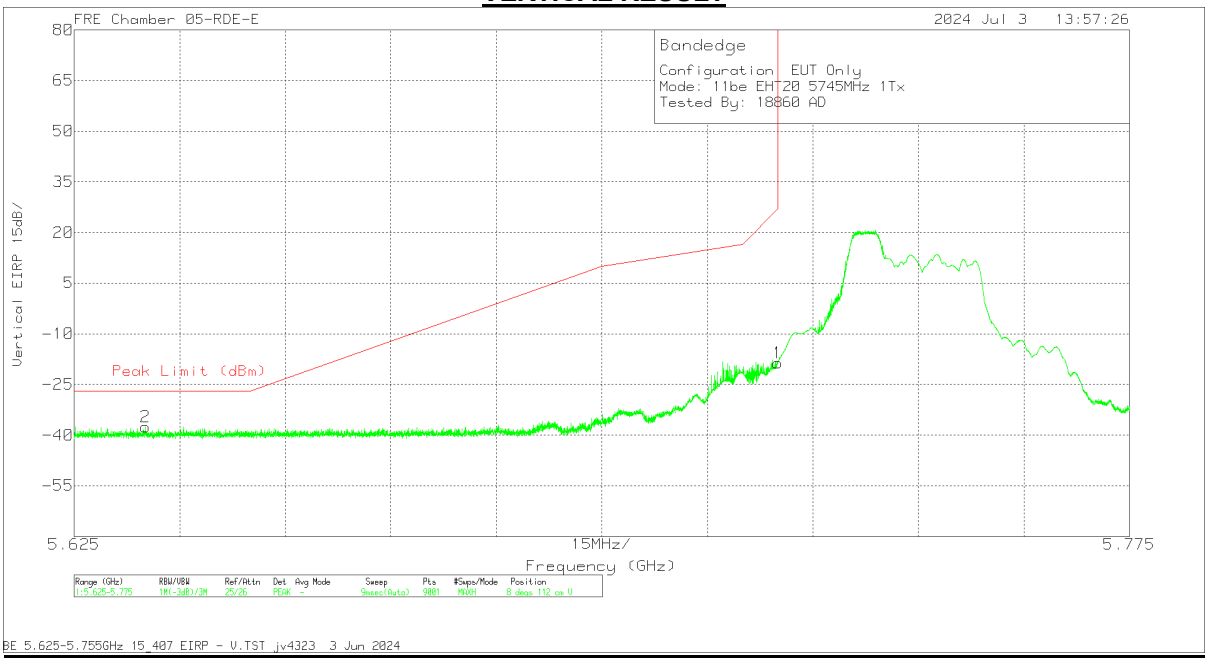

Marker	Frequency (GHz)	Meter Reading (dBm)	Det	222740 ACF (dB/m)	Conversion Factor (dB)	DCCF (dB)	Gain/Loss (dB)	Corrected Reading EIRP (dBm)	Peak Limit (dBm)	PK Margin (dB)	Azimuth (Degs)	Height (cm)	Polarity
2	5.63515	-49.16	Pk	34.5	11.8	0	-34.63	-37.49	-27	-10.49	8	112	V
1	5.725	-30.32	Pk	34.5	11.8	0	-34.6	-18.62	27	-45.62	8	112	V

Pk - Peak detector

UL LLC.
47173 Benicia Street, Fremont, CA 94538; USA. TEL:(510) 319-4000 FAX:(510) 661-0888
This report shall not be reproduced except in full, without the written approval of UL LLC.

1TX Antenna 6 MODE: RU52

BANDEDGE (HIGH CHANNEL / 5825MHz)

HORIZONTAL RESULT

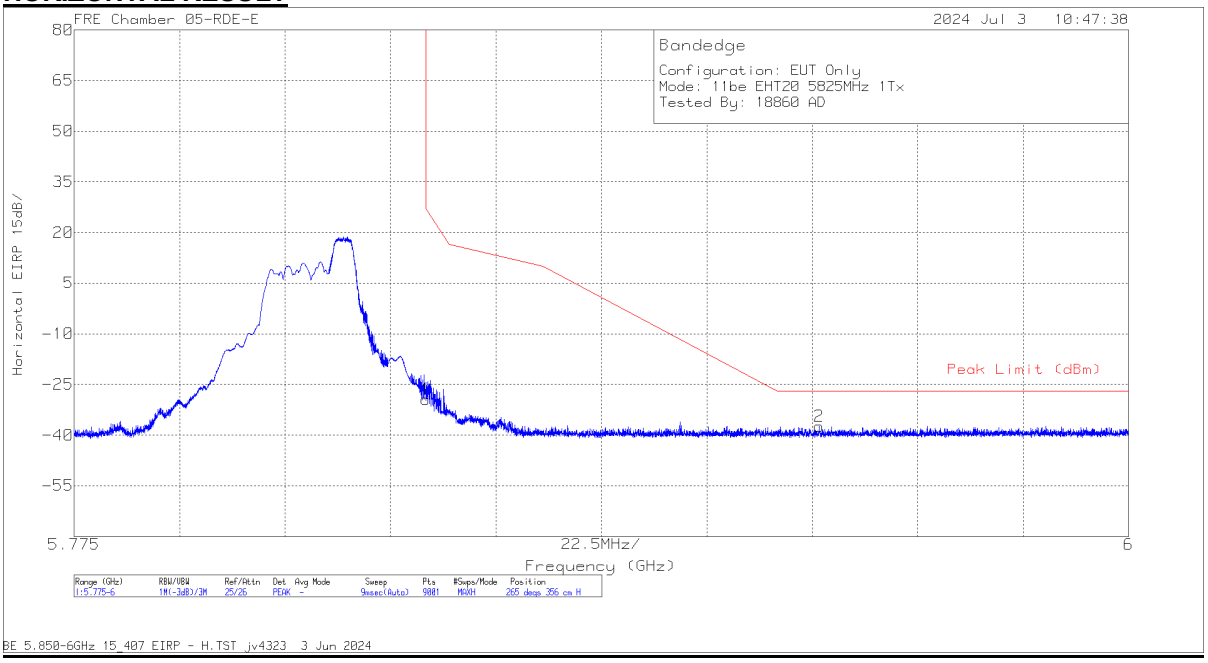

Marker	Frequency (GHz)	Meter Reading (dBm)	Det	222740 ACF (dB/m)	Conversion Factor (dB)	DCCF (dB)	Gain/Loss (dB)	Corrected Reading EIRP (dBm)	Peak Limit (dBm)	PK Margin (dB)	Azimuth (Degs)	Height (cm)	Polarity
1	5.85	-41.44	Pk	34.7	11.8	0	-34.5	-29.44	27	-56.44	265	356	H
2	5.933975	-49.69	Pk	34.9	11.8	0	-34.4	-37.39	-27	-10.39	265	356	H

Pk - Peak detector

UL LLC.
47173 Benicia Street, Fremont, CA 94538; USA. TEL:(510) 319-4000 FAX:(510) 661-0888
This report shall not be reproduced except in full, without the written approval of UL LLC.

1TX Antenna 6 MODE: RU52

BANDEDGE (HIGH CHANNEL / 5825MHz)

VERTICAL RESULT

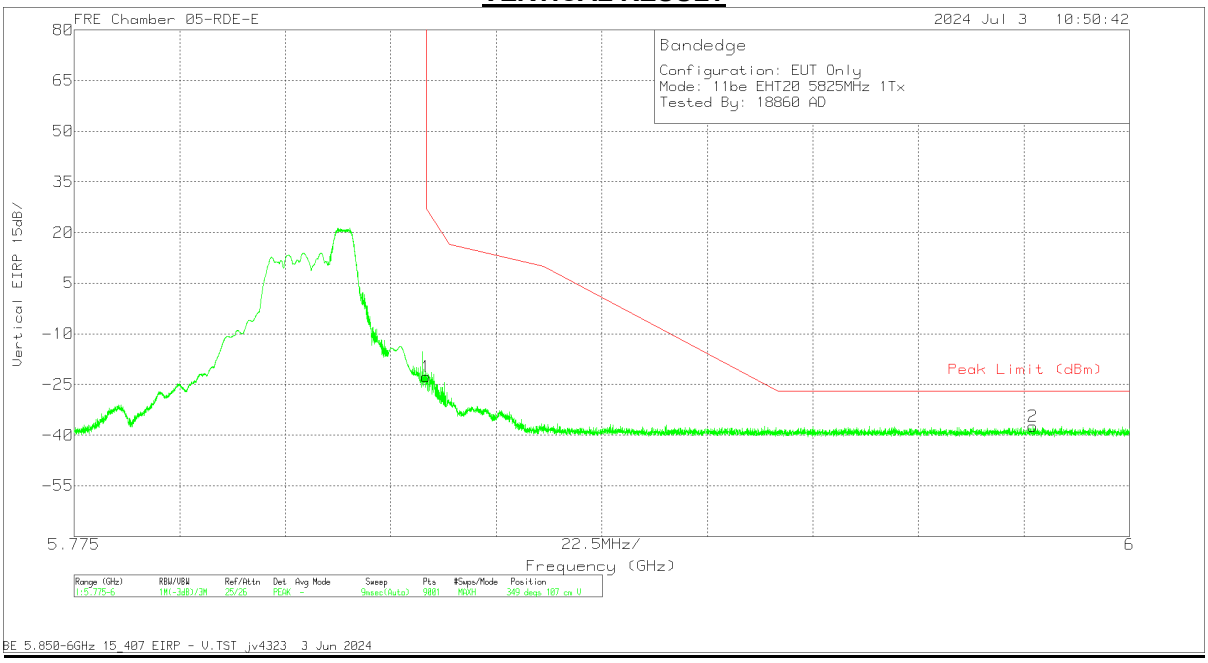

Marker	Frequency (GHz)	Meter Reading (dBm)	Det	222740 ACF (dB/m)	Conversion Factor (dB)	DCCF (dB)	Gain/Loss (dB)	Corrected Reading EIRP (dBm)	Peak Limit (dBm)	PK Margin (dB)	Azimuth (Degs)	Height (cm)	Polarity
1	5.85	-34.72	Pk	34.7	11.8	0	-34.5	-22.72	27	-49.72	349	107	V
2	5.9794	-49.72	Pk	35	11.8	0	-34.46	-37.38	-27	-10.38	349	107	V

Pk - Peak detector

UL LLC.
47173 Benicia Street, Fremont, CA 94538; USA. TEL:(510) 319-4000 FAX:(510) 661-0888
This report shall not be reproduced except in full, without the written approval of UL LLC.

1.1.29. 802.11be MIMO SU MODE IN UNII-3 BAND - BANDEDGES

UNII-3 (MIMO CDD)	Channel Frequency (MHz)	Ant. #	Frequency (GHz)	Meter Reading (dBuV)	Det	AF (dB/m)	Amp/Cbl/ Fltr/Pad (dB)	Conversion Factor (dB)	DCCF (dB)	Correct Reading EIRP (dBm)	Pk Limit (dBm)	Pk Margin (dB)	Azimuth (Degs)	Height (cm)	Polarity
EHT20 (SU Mode)	5745	6+5	5.63252	-65.57	Pk	34.9	-16.7	11.8	0	-35.57	-27	-8.57	336	131	H
			5.725	-39.29	Pk	34.9	-16.6	11.8	0	-9.19	27	-36.19	336	131	H
			5.647971	-66.21	Pk	34.9	-16.6	11.8	0	-36.11	-27	-9.11	76	121	V
			5.725	-48.48	Pk	34.9	-16.6	11.8	0	-18.38	27	-45.38	76	121	V
	5825		5.85	-49.3	Pk	35	-15.5	11.8	0	-18	27	-45	232	134	H
			5.988893	-65.5	Pk	35.4	-15.8	11.8	0	-34.1	-27	-7.1	232	134	H
			5.85	-56.33	Pk	35	-15.5	11.8	0	-25.03	27	-52.03	324	132	V
			5.940202	-66.25	Pk	35.2	-15.3	11.8	0	-34.55	-27	-7.55	324	132	V
EHT40 (SU Mode)	5755	6+5	5.634884	-48.94	Pk	35.1	-34.2	11.8	0	-36.24	-27	-9.24	139	162	H
			5.725	-46.77	Pk	35.2	-34.1	11.8	0	-33.87	27	-60.87	139	162	H
			5.650434	-49.71	Pk	35.1	-34.1	11.8	0	-36.91	-26.68	-10.23	136	267	V
			5.725	-48.82	Pk	35.2	-34.1	11.8	0	-35.92	27	-62.92	136	267	V
	5795		5.85	-39.09	Pk	35.4	-33.8	11.8	0	-25.69	27	-52.69	55	143	H
			5.963475	-48.75	Pk	35.6	-33.65	11.8	0	-35	-27	-8	55	143	H
			5.85	-41.49	Pk	35.4	-33.8	11.8	0	-28.09	27	-55.09	138	313	V
			5.962075	-50.01	Pk	35.6	-33.52	11.8	0	-36.13	-27	-9.13	138	313	V
EHT80 (SU Mode)	5775 (Lower)	6+5	5.631533	-43.6	Pk	34.4	-34.65	11.8	0	-32.05	-27	-5.05	91	131	H
			5.725	-37.35	Pk	34.5	-34.6	11.8	0	-25.65	27	-52.65	91	131	H
			5.648784	-47.28	Pk	34.5	-34.58	11.8	0	-35.56	-27	-8.56	358	133	V
			5.725	-37.92	Pk	34.5	-34.6	11.8	0	-26.22	27	-53.22	358	133	V
	5775 (Upper)		5.85	-27.95	Pk	34.7	-34.5	11.8	0	-15.95	27	-42.95	196	101	H
			5.926475	-44.07	Pk	34.9	-34.4	11.8	0	-31.77	-27	-4.77	196	101	H
			5.85	-34.63	Pk	34.7	-34.5	11.8	0	-22.63	27	-49.63	27	136	V
			5.9286	-47.55	Pk	34.9	-34.34	11.8	0	-35.19	-27	-8.19	27	136	V

Pk - Peak detector

UL LLC.
47173 Benicia Street, Fremont, CA 94538; USA. TEL:(510) 319-4000 FAX:(510) 661-0888
This report shall not be reproduced except in full, without the written approval of UL LLC.

2TX Antenna 6 + Antenna 5 OFDMA MODE: SU, Single User

BANDEDGE (LOW CHANNEL / 5745MHz)

HORIZONTAL RESULT

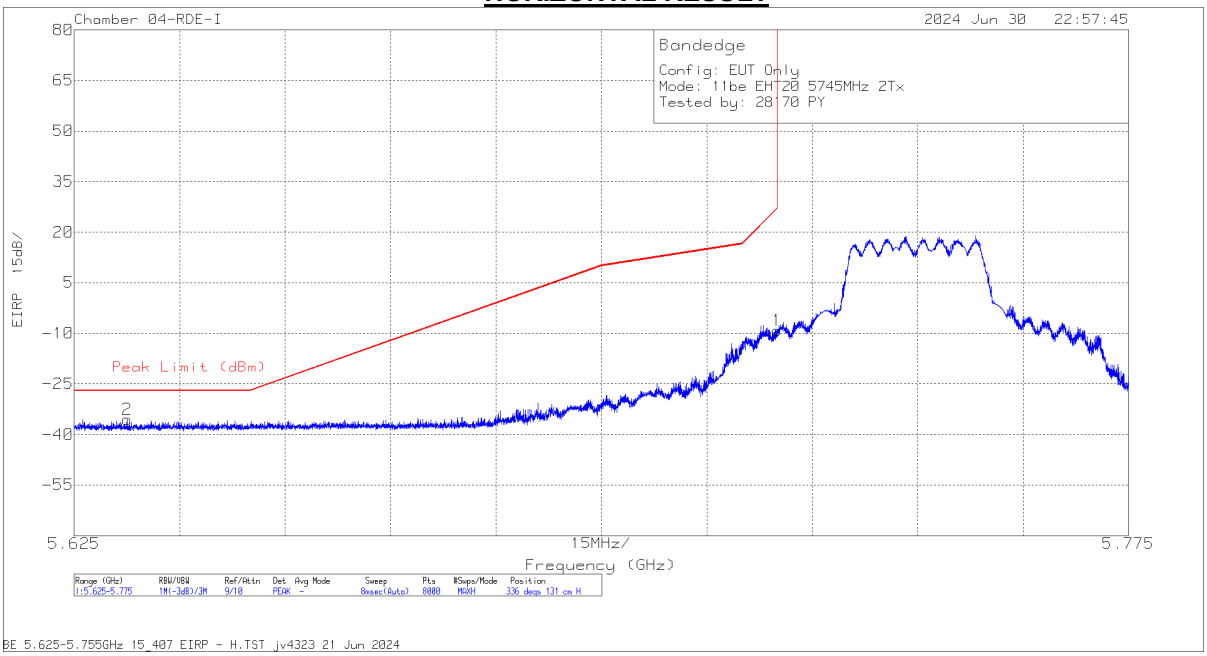

Marker	Frequency (GHz)	Meter Reading (dBm)	Det	84797 ACF (dB/m)	CBL AMP Pad(dB)	Conversion Factor (dB)	DCCF (dB)	Corrected Reading EIRP (dBm)	Peak Limit (dBm)	PK Margin (dB)	Azimuth (Degs)	Height (cm)	Polarity
2	5.63252	-65.57	Pk	34.9	-16.7	11.8	0	-35.57	-27	-8.57	336	131	H
1	5.725	-39.29	Pk	34.9	-16.6	11.8	0	-9.19	27	-36.19	336	131	H

Pk - Peak detector

UL LLC.
47173 Benicia Street, Fremont, CA 94538; USA. TEL:(510) 319-4000 FAX:(510) 661-0888
This report shall not be reproduced except in full, without the written approval of UL LLC.

2TX Antenna 6 + Antenna 5 OFDMA MODE: SU, Single User

BANDEDGE (LOW CHANNEL / 5745MHz)

VERTICAL RESULT

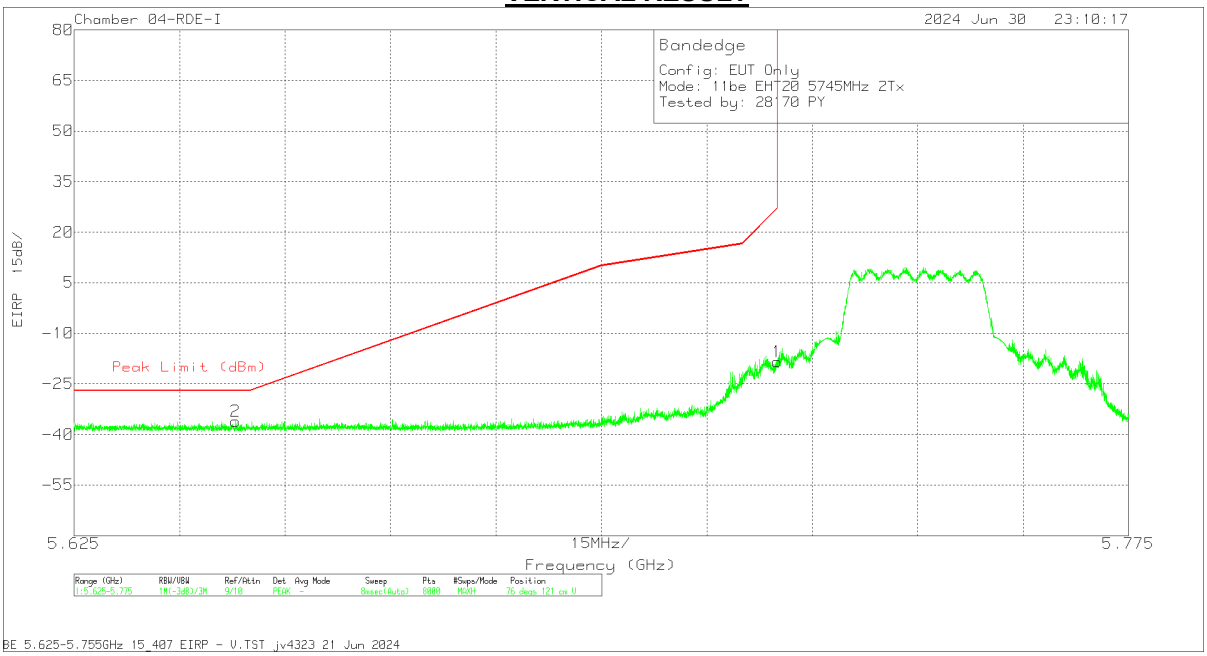

Marker	Frequency (GHz)	Meter Reading (dBm)	Det	84797 ACF (dB/m)	CBL AMP Pad(dB)	Conversion Factor (dB)	DCCF (dB)	Corrected Reading EIRP (dBm)	Peak Limit (dBm)	PK Margin (dB)	Azimuth (Degs)	Height (cm)	Polarity
2	5.647971	-66.21	Pk	34.9	-16.6	11.8	0	-36.11	-27	-9.11	76	121	V
1	5.725	-48.48	Pk	34.9	-16.6	11.8	0	-18.38	27	-45.38	76	121	V

Pk - Peak detector

UL LLC.
47173 Benicia Street, Fremont, CA 94538; USA. TEL:(510) 319-4000 FAX:(510) 661-0888
This report shall not be reproduced except in full, without the written approval of UL LLC.

BANDEDGE (HIGH CHANNEL / 5825MHz)

HORIZONTAL RESULT

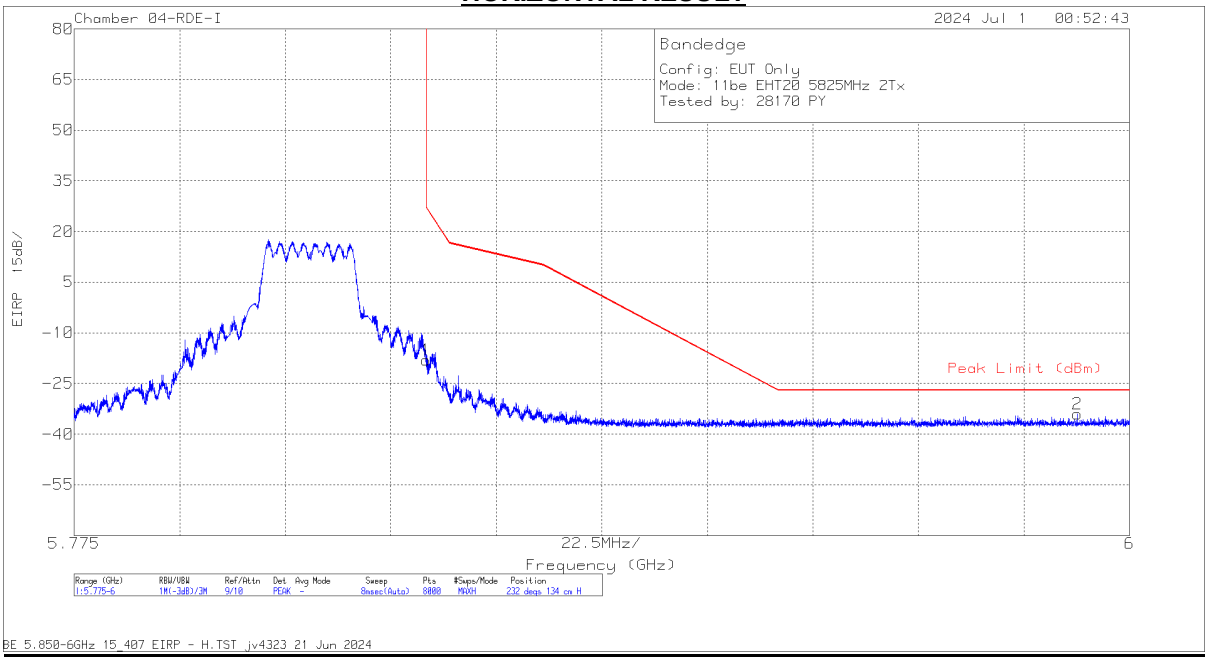

Marker	Frequency (GHz)	Meter Reading (dBm)	Det	84797 ACF (dB/m)	CBL AMP Pad(dB)	Conversion Factor (dB)	DCCF (dB)	Corrected Reading EIRP (dBm)	Peak Limit (dBm)	PK Margin (dB)	Azimuth (Degs)	Height (cm)	Polarity
1	5.85	-49.3	Pk	35	-15.5	11.8	0	-18	27	-45	232	134	H
2	5.988893	-65.5	Pk	35.4	-15.8	11.8	0	-34.1	-27	-7.1	232	134	H

Pk - Peak detector

UL LLC.
47173 Benicia Street, Fremont, CA 94538; USA. TEL:(510) 319-4000 FAX:(510) 661-0888
This report shall not be reproduced except in full, without the written approval of UL LLC.

BANDEDGE (HIGH CHANNEL / 5825MHz)

VERTICAL RESULT

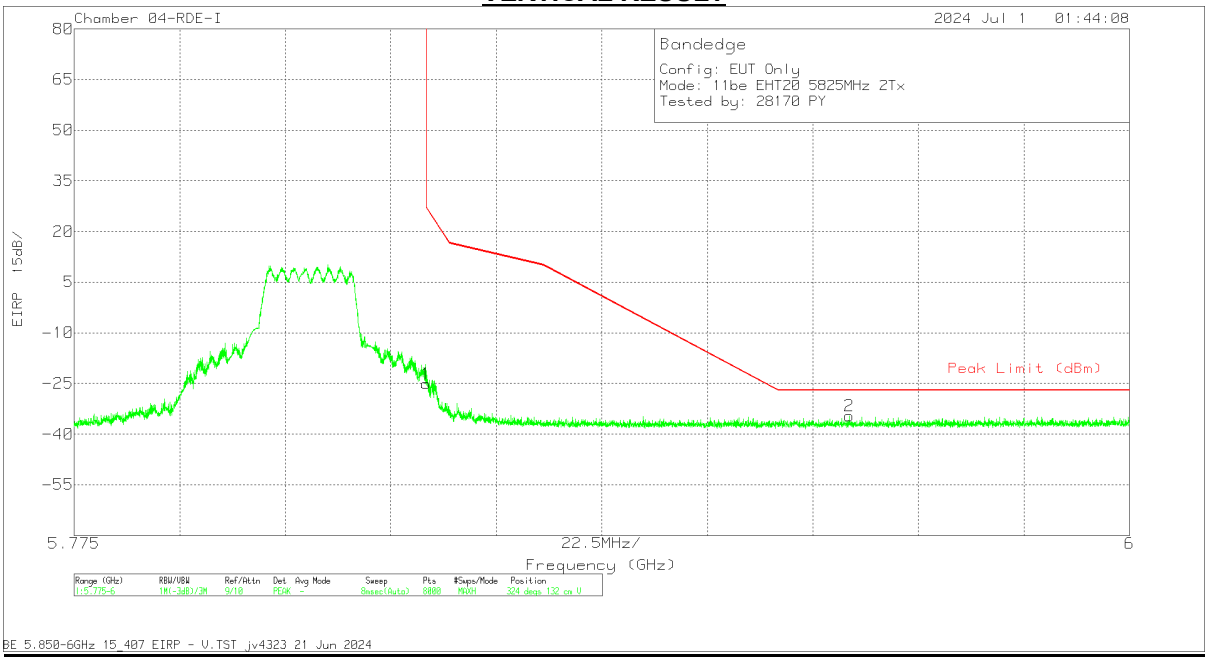

Marker	Frequency (GHz)	Meter Reading (dBm)	Det	84797 ACF (dB/m)	CBL AMP Pad(dB)	Conversion Factor (dB)	DCCF (dB)	Corrected Reading EIRP (dBm)	Peak Limit (dBm)	PK Margin (dB)	Azimuth (Degs)	Height (cm)	Polarity
1	5.85	-56.33	Pk	35	-15.5	11.8	0	-25.03	27	-52.03	324	132	V
2	5.940202	-66.25	Pk	35.2	-15.3	11.8	0	-34.55	-27	-7.55	324	132	V

Pk - Peak detector

UL LLC.
47173 Benicia Street, Fremont, CA 94538; USA. TEL:(510) 319-4000 FAX:(510) 661-0888
This report shall not be reproduced except in full, without the written approval of UL LLC.

1.1.30. 802.11be MIMO PARTIAL RU MODE IN UNII-3 BAND – BANDEDGES

UNII-3 (MIMO CDD)	Channel Frequency (MHz)	Ant. #	Frequency (GHz)	Meter Reading (dBuV)	Det	AF (dB/m)	Amp/Cbl/ Fltr/Pad (dB)	Conversion Factor (dB)	DCCF (dB)	Correct Reading EIRP (dBm)	Pk Limit (dBm)	Pk Margin (dB)	Azimuth (Degs)	Height (cm)	Polarity
EHT20 (RU 52 / Index 37)	5745	6+5	5.644867	-48.67	Pk	34.5	-34.6	11.8	0	-36.97	-27	-9.97	148	187	H
			5.725	-21.56	Pk	34.5	-34.6	11.8	0	-9.86	27	-36.86	148	187	H
			5.637417	-49.57	Pk	34.5	-34.66	11.8	0	-37.93	-27	-10.93	115	186	V
			5.725	-34.69	Pk	34.5	-34.6	11.8	0	-22.99	27	-49.99	115	186	V
EHT20 (RU 52 / Index 40)	5825		5.85	-26.89	Pk	34.7	-34.5	11.8	0	-14.89	27	-41.89	213	311	H
			5.92515	-47.27	Pk	34.9	-34.4	11.8	0	-34.97	-27	-7.97	213	311	H
			5.85	-32.36	Pk	34.7	-34.5	11.8	0	-20.36	27	-47.36	355	266	V
			5.926375	-48.88	Pk	34.9	-34.4	11.8	0	-36.58	-27	-9.58	355	266	V
EHT40 (RU 242 / Index 61)	5755	6+5	5.650184	-47.29	Pk	34.4	-37.25	11.8	0	-38.34	-26.86	-11.48	244	208	H
			5.725	-25.04	Pk	34.6	-37.13	11.8	0	-15.77	27	-42.77	244	208	H
			5.641467	-46.44	Pk	34.4	-37.34	11.8	0	-37.58	-27	-10.58	320	143	V
			5.725	-16.01	Pk	34.6	-37.13	11.8	0	-6.74	27	-33.74	320	143	V
EHT40 (RU 242 / Index 62)	5795		5.85	-33.55	Pk	34.7	-34.5	11.8	0	-21.55	27	-48.55	101	112	H
			5.967975	-49.37	Pk	35	-34.4	11.8	0	-36.97	-27	-9.97	101	112	H
			5.85	-37.11	Pk	34.7	-34.5	11.8	0	-25.11	27	-52.11	350	276	V
			5.939775	-49.31	Pk	34.9	-34.38	11.8	0	-36.99	-27	-9.99	350	276	V
EHT80 (RU 242 / Index 61)	5775 (Lower)	6+5	5.640714	-64.71	Pk	34.9	-16.7	11.8	0	-34.71	-27	-7.71	98	161	H
			5.725	-43.05	Pk	34.9	-16.6	11.8	0	-12.95	27	-39.95	98	161	H
			5.631357	-66.74	Pk	34.9	-16.6	11.8	0	-36.64	-27	-9.64	58	263	V
			5.725	-51.27	Pk	34.9	-16.6	11.8	0	-21.17	27	-48.17	58	263	V
EHT80 (MRU 52+ 26 / Index 71)			5.626183	-43	Pk	34.6	-36.82	11.8	0	-33.42	-27	-6.42	356	160	H
			5.725	-25.73	Pk	34.7	-36.6	11.8	0	-15.83	27	-42.83	356	160	H
			5.6329	-48.12	Pk	34.6	-36.9	11.8	0	-38.62	-27	-11.62	309	105	V
			5.725	-35.69	Pk	34.7	-36.6	11.8	0	-25.79	27	-52.79	309	105	V
EHT80 (RU 242 / Index 64)	5775 (Upper)		5.85	-60.17	Pk	35	-15.5	11.8	0	-28.87	27	-55.87	125	151	H
			5.991621	-66.32	Pk	35.4	-15.7	11.8	0	-34.82	-27	-7.82	125	151	H
			5.85	-67.73	Pk	35	-15.5	11.8	0	-36.43	27	-63.43	314	141	V
			5.993112	-66.16	Pk	35.4	-15.7	11.8	0	-34.66	-27	-7.66	314	141	V
EHT80 (MRU 52+ 26 / Index 80)			5.85	-61.55	Pk	35	-15.5	11.8	0	-30.25	27	-57.25	125	150	H
			5.965743	-65.97	Pk	35.3	-15.5	11.8	0	-34.37	-27	-7.37	125	150	H
			5.85	-67.96	Pk	35	-15.5	11.8	0	-36.66	27	-63.66	314	141	V
			5.935729	-66.73	Pk	35.2	-15.4	11.8	0	-35.13	-27	-8.13	314	141	V

Pk - Peak detector

UL LLC.
47173 Benicia Street, Fremont, CA 94538; USA. TEL:(510) 319-4000 FAX:(510) 661-0888
This report shall not be reproduced except in full, without the written approval of UL LLC.

2TX Antenna 6 + Antenna 5 OFDMA MODE: RU52

BANDEDGE (LOW CHANNEL / 5745MHz)

HORIZONTAL RESULT

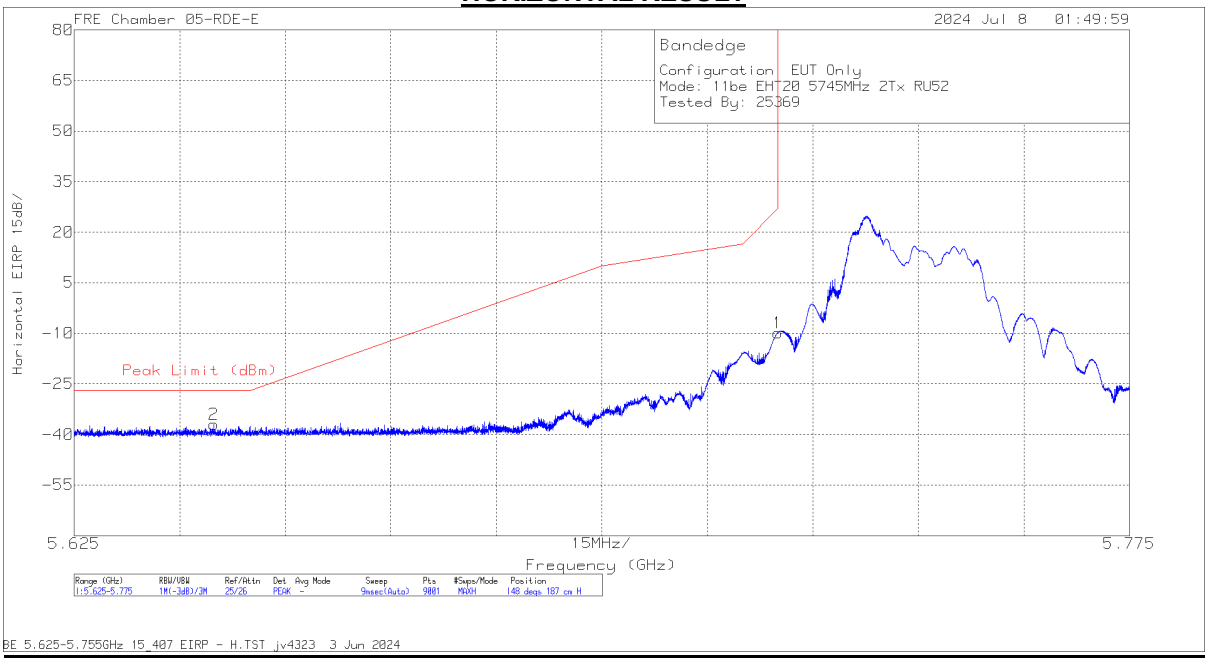

Marker	Frequency (GHz)	Meter Reading (dBm)	Det	222740 ACF (dB/m)	Conversion Factor (dB)	DCCF (dB)	Gain/Loss (dB)	Corrected Reading EIRP (dBm)	Peak Limit (dBm)	PK Margin (dB)	Azimuth (Degs)	Height (cm)	Polarity
2	5.644867	-48.67	Pk	34.5	11.8	0	-34.6	-36.97	-27	-9.97	148	187	H
1	5.725	-21.56	Pk	34.5	11.8	0	-34.6	-9.86	27	-36.86	148	187	H

Pk - Peak detector

UL LLC.
47173 Benicia Street, Fremont, CA 94538; USA. TEL:(510) 319-4000 FAX:(510) 661-0888
This report shall not be reproduced except in full, without the written approval of UL LLC.

2TX Antenna 6 + Antenna 5 OFDMA MODE: RU52

BANDEDGE (LOW CHANNEL / 5745MHz)

VERTICAL RESULT

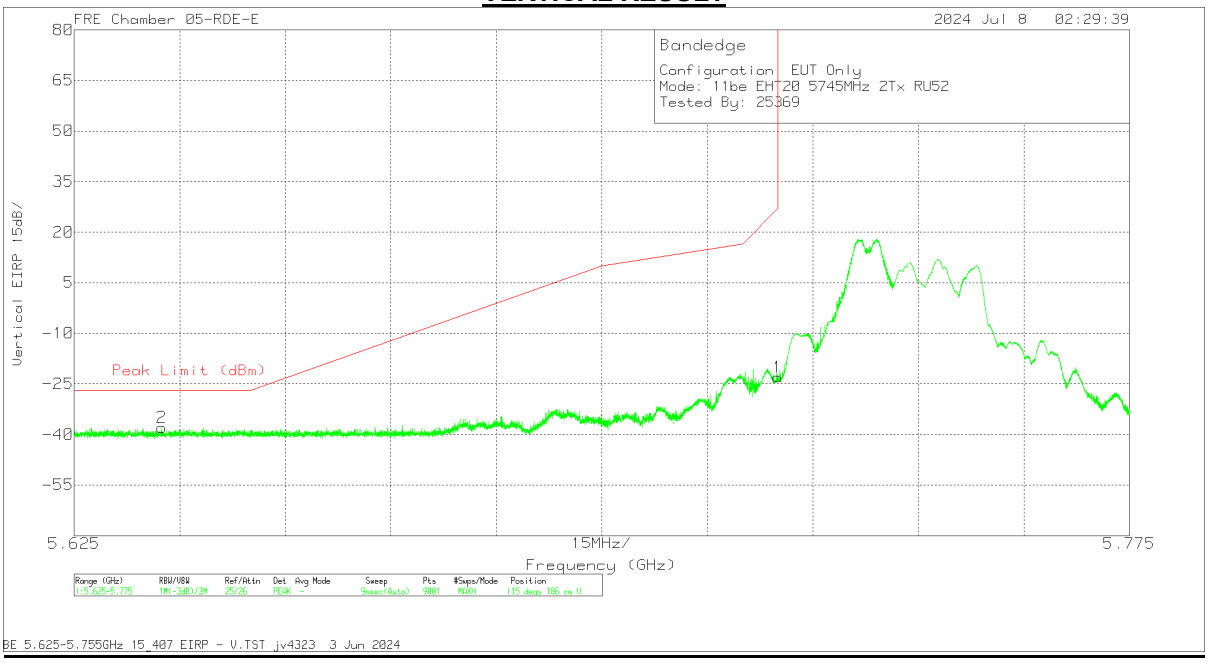

Marker	Frequency (GHz)	Meter Reading (dBm)	Det	222740 ACF (dB/m)	Conversion Factor (dB)	DCCF (dB)	Gain/Loss (dB)	Corrected Reading EIRP (dBm)	Peak Limit (dBm)	PK Margin (dB)	Azimuth (Degs)	Height (cm)	Polarity
2	5.637417	-49.57	Pk	34.5	11.8	0	-34.66	-37.93	-27	-10.93	115	186	V
1	5.725	-34.69	Pk	34.5	11.8	0	-34.6	-22.99	27	-49.99	115	186	V

Pk - Peak detector

UL LLC.
47173 Benicia Street, Fremont, CA 94538; USA. TEL:(510) 319-4000 FAX:(510) 661-0888
This report shall not be reproduced except in full, without the written approval of UL LLC.

2TX Antenna 6 + Antenna 5 OFDMA MODE: R52

BANDEDGE (HIGH CHANNEL / 5825MHz)

HORIZONTAL RESULT

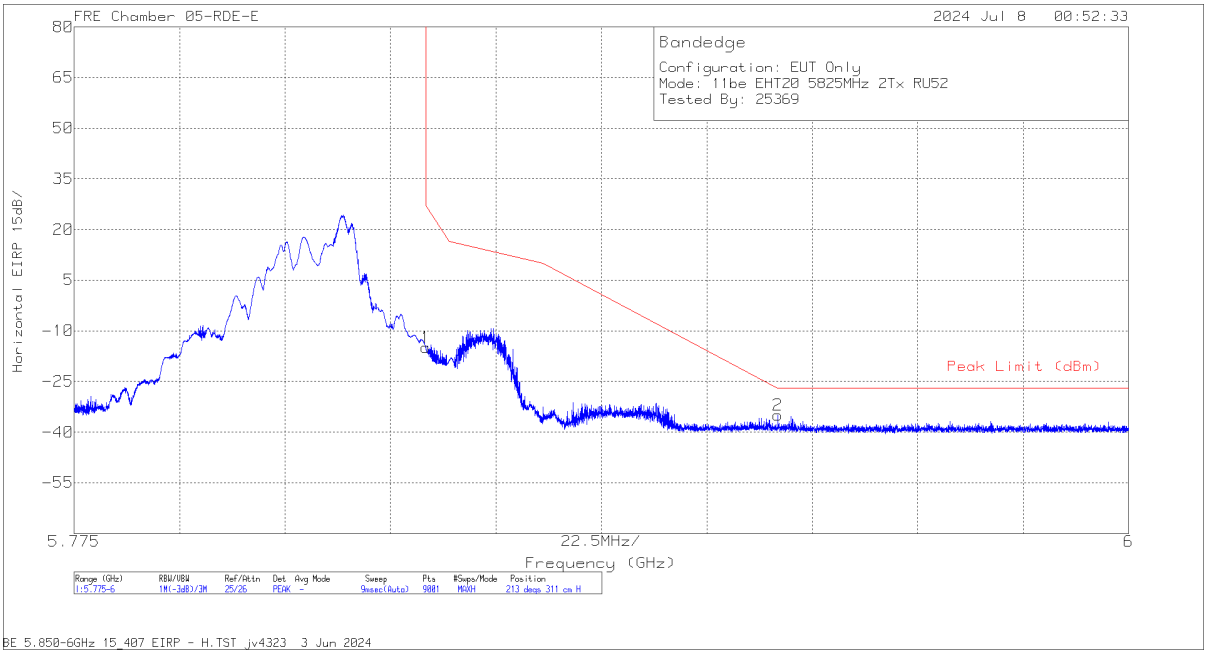

Marker	Frequency (GHz)	Meter Reading (dBm)	Det	222740 ACF (dB/m)	Conversion Factor (dB)	DCCF (dB)	Gain/Loss (dB)	Corrected Reading EIRP (dBm)	Peak Limit (dBm)	PK Margin (dB)	Azimuth (Degs)	Height (cm)	Polarity
1	5.85	-26.89	Pk	34.7	11.8	0	-34.5	-14.89	27	-41.89	213	311	H
2	5.92515	-47.27	Pk	34.9	11.8	0	-34.4	-34.97	-27	-7.97	213	311	H

Pk - Peak detector

UL LLC.
47173 Benicia Street, Fremont, CA 94538; USA. TEL:(510) 319-4000 FAX:(510) 661-0888
This report shall not be reproduced except in full, without the written approval of UL LLC.

2TX Antenna 6 + Antenna 5 OFDMA MODE: RU 106 Index

BANDEDGE (HIGH CHANNEL / 5825MHz)

VERTICAL RESULT

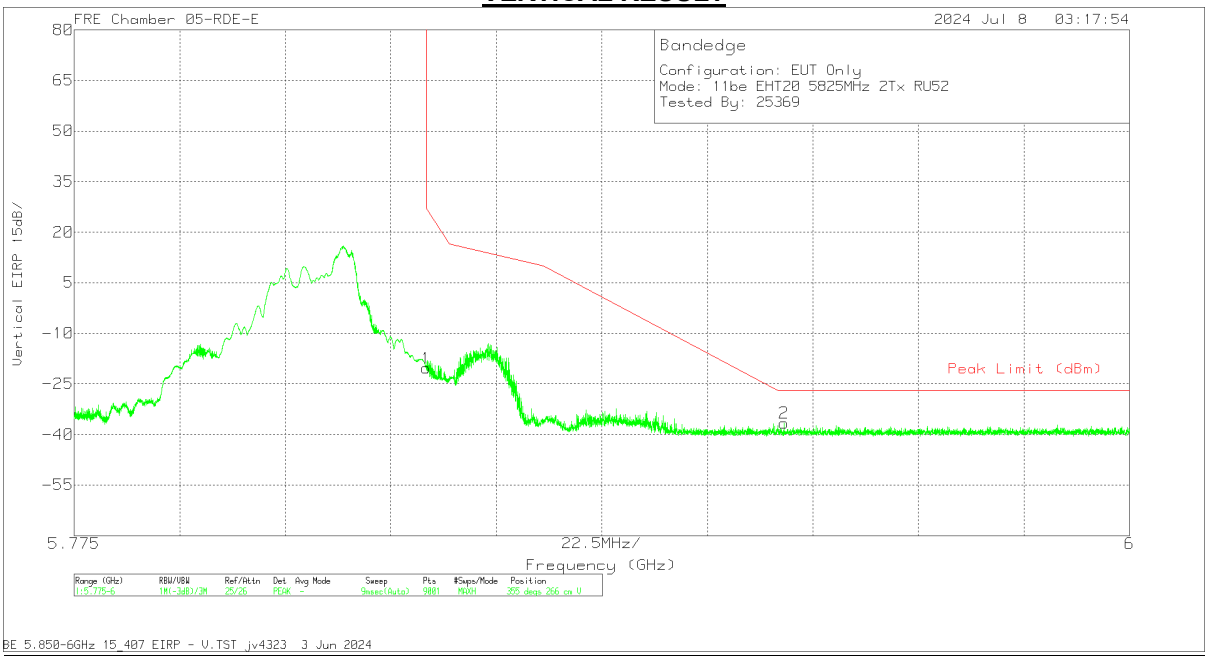

Marker	Frequency (GHz)	Meter Reading (dBm)	Det	222740 ACF (dB/m)	Conversion Factor (dB)	DCCF (dB)	Gain/Loss (dB)	Corrected Reading EIRP (dBm)	Peak Limit (dBm)	PK Margin (dB)	Azimuth (Degs)	Height (cm)	Polarity
1	5.85	-32.36	Pk	34.7	11.8	0	-34.5	-20.36	27	-47.36	355	266	V
2	5.926375	-48.88	Pk	34.9	11.8	0	-34.4	-36.58	-27	-9.58	355	266	V

Pk - Peak detector

UL LLC.
47173 Benicia Street, Fremont, CA 94538; USA. TEL:(510) 319-4000 FAX:(510) 661-0888
This report shall not be reproduced except in full, without the written approval of UL LLC.

1.1.31. 802.11n/ac MIMO MODE IN UNII-3 BAND – SPURIOUS EMISSIONS

20MHz

UNII-3 (MIMO CDD)	Channel Frequency (MHz)	Ant. #	Frequency (GHz)	Meter Reading (dBuV)	Det	AF (dB/m)	Amp/Cbl/ Fltr/Pad (dB)	DCCF (dB)	Correct Reading (dBuV/m)	Avg Limit (dBuV/m)	Avg Margin (dB)	Pk Limit (dBuV/m)	Pk Margin (dB)	Azimuth (Degs)	Height (cm)	Polarity
11n/ac (Highest Power)	5745	6 + 5	1.956568	58.43	PK-U	31.5	-47.89	0	42.04	-	-	68.2	-26.16	151	172	H
			1.958161	59.44	PK-U	31.5	-47.92	0	43.02	-	-	68.2	-25.18	77	130	V
			6.449563	53.99	PK-U	35.9	-44.67	0	45.22	-	-	68.2	-22.98	220	162	V
			6.455635	54.39	PK-U	35.9	-44.58	0	45.71	-	-	68.2	-22.49	250	137	H
			14.588117	53.39	PK-U	39.9	-43.94	0	49.35	-	-	68.2	-18.85	150	112	H
			14.599526	52.6	PK-U	39.9	-43.86	0	48.64	-	-	68.2	-19.56	175	354	V
	5785	6 + 5	* 3.911006	55.92	PK-U	33.7	-45	0	44.62	-	-	74	-29.38	113	196	H
			* 3.910457	44.18	ADR	33.7	-45	0	32.88	54	-21.12	-	-	113	196	H
			* 3.907293	55.92	PK-U	33.7	-44.93	0	44.69	-	-	74	-29.31	220	216	V
			* 3.907195	44.31	ADR	33.7	-44.92	0	33.09	54	-20.91	-	-	220	216	V
			* 9.175663	53.35	PK-U	36.5	-41.07	0	48.78	-	-	74	-25.22	68	200	H
			* 9.177829	41.53	ADR	36.5	-41.02	0	37.01	54	-16.99	-	-	68	200	H
			* 9.166347	53.14	PK-U	36.5	-40.7	0	48.94	-	-	74	-25.06	77	172	V
			* 9.167117	41.58	ADR	36.5	-40.7	0	37.38	54	-16.62	-	-	77	172	V
			6.868473	54.31	PK-U	35.9	-42.5	0	47.71	-	-	68.2	-20.49	345	130	H
			6.875666	54.14	PK-U	35.9	-42.63	0	47.41	-	-	68.2	-20.79	258	380	V
	5825	6 + 5	* 4.024357	56.18	PK-U	33.8	-45.1	0	44.88	-	-	74	-29.12	230	156	H
			* 4.021353	44.41	ADR	33.8	-45	0	33.21	54	-20.79	-	-	230	156	H
			* 4.0161	55.88	PK-U	33.8	-44.9	0	44.78	-	-	74	-29.22	239	131	V
			* 4.01866	44.15	ADR	33.8	-44.83	0	33.12	54	-20.88	-	-	239	131	V
			* 11.969735	53.33	PK-U	39.1	-39.23	0	53.2	-	-	74	-20.8	3	165	H
			* 11.96816	41.6	ADR	39.1	-39.3	0	41.4	54	-12.6	-	-	3	165	H
			* 11.970974	52.79	PK-U	39.1	-39.2	0	52.69	-	-	74	-21.31	341	126	V
			* 11.971142	41.42	ADR	39.1	-39.2	0	41.32	54	-12.68	-	-	341	126	V
			6.440071	54.2	PK-U	35.9	-41.89	0	48.21	-	-	68.2	-19.99	268	104	V
			6.442472	53.78	PK-U	35.9	-41.85	0	47.83	-	-	68.2	-20.37	329	228	H

* - indicates frequency in CFR47 Pt 15 / IC RSS-Restricted Band
PK-U - U-NII: Maximum Peak
ADR - U-NII AD primary method, RMS average

40MHz

UNII-3 (MIMO CDD)	Channel Frequency (MHz)	Ant. #	Frequency (GHz)	Meter Reading (dBuV)	Det	AF (dB/m)	Amp/Cbl/ Fltr/Pad (dB)	DCCF (dB)	Corrected Reading (dBuV/m)	Avg Limit (dBuV/m)	Avg Margin (dB)	Pk Limit (dBuV/m)	Pk Margin (dB)	Azimuth (Degs)	Height (cm)	Polarity
11ac/n (Highest Power)	5755	6 + 5	3.344741	56.09	PK-U	33.1	-45.03	0	44.16	-	-	68.2	-24.04	182	197	V
			3.345411	55.92	PK-U	33.1	-45	0	44.02	-	-	68.2	-24.18	152	314	H
			8.730005	52.72	PK-U	36.1	-40.7	0	48.12	-	-	68.2	-20.08	142	216	V
			8.73254	53.11	PK-U	36.1	-40.55	0	48.66	-	-	68.2	-19.54	68	170	H
			13.426888	52.5	PK-U	39.1	-37.4	0	54.2	-	-	68.2	-14	54	365	H
			13.428092	52.51	PK-U	39.1	-37.5	0	54.11	-	-	68.2	-14.09	355	385	V
	5795	6 + 5	1.854259	58.67	PK-U	30.9	-46.7	0	42.87	-	-	68.2	-25.33	349	162	V
			1.866657	58.27	PK-U	31	-46.5	0	42.77	-	-	68.2	-25.43	86	170	H
			7.023084	53.19	PK-U	35.9	-42.49	0	46.6	-	-	68.2	-21.6	224	304	V
			7.031256	53.63	PK-U	35.9	-42.5	0	47.03	-	-	68.2	-21.17	251	300	H
			13.747204	52.39	PK-U	39.2	-38.2	0	53.39	-	-	68.2	-14.81	335	363	H
			13.755381	52.02	PK-U	39.2	-38.2	0	53.02	-	-	68.2	-15.18	233	119	V

* - indicates frequency in CFR47 Pt 15 / IC RSS-Restricted Band
PK-U - U-NII: Maximum Peak
ADR - U-NII AD primary method, RMS average

80MHz

UNII-3 (MIMO CDD)	Channel Frequency (MHz)	Ant. #	Frequency (GHz)	Meter Reading (dBuV)	Det	AF (dB/m)	Amp/Cbl/ Fltr/Pad (dB)	DCCF (dB)	Corrected Reading (dBuV/m)	Avg Limit (dBuV/m)	Avg Margin (dB)	Pk Limit (dBuV/m)	Pk Margin (dB)	Azimuth (Degs)	Height (cm)	Polarity
11n/ac (Highest Power)	5775	6 + 5	1.952531	58.83	PK-U	31.5	-46.65	0	43.68	-	-	68.2	-24.52	233	163	H
			1.954871	58.42	PK-U	31.5	-46.6	0	43.32	-	-	68.2	-24.88	324	140	V
			6.448137	53.86	PK-U	35.9	-41.91	0	47.85	-	-	68.2	-20.35	135	139	V
			6.460265	53.37	PK-U	35.9	-41.93	0	47.34	-	-	68.2	-20.86	133	249	H
			10.215944	54.54	PK-U	38.5	-41.19	0	51.85	-	-	68.2	-16.35	206	162	V
			10.232471	54.18	PK-U	38.5	-41.15	0	51.53	-	-	68.2	-16.67	231	189	H

PK-U - U-NII: Maximum Peak

UL LLC.
47173 Benicia Street, Fremont, CA 94538; USA. TEL:(510) 319-4000 FAX:(510) 661-0888
This report shall not be reproduced except in full, without the written approval of UL LLC.

HARMONICS AND SPURIOUS EMISSIONS (LOW CHANNEL / 5745MHz)

LOW CHANNEL RESULTS

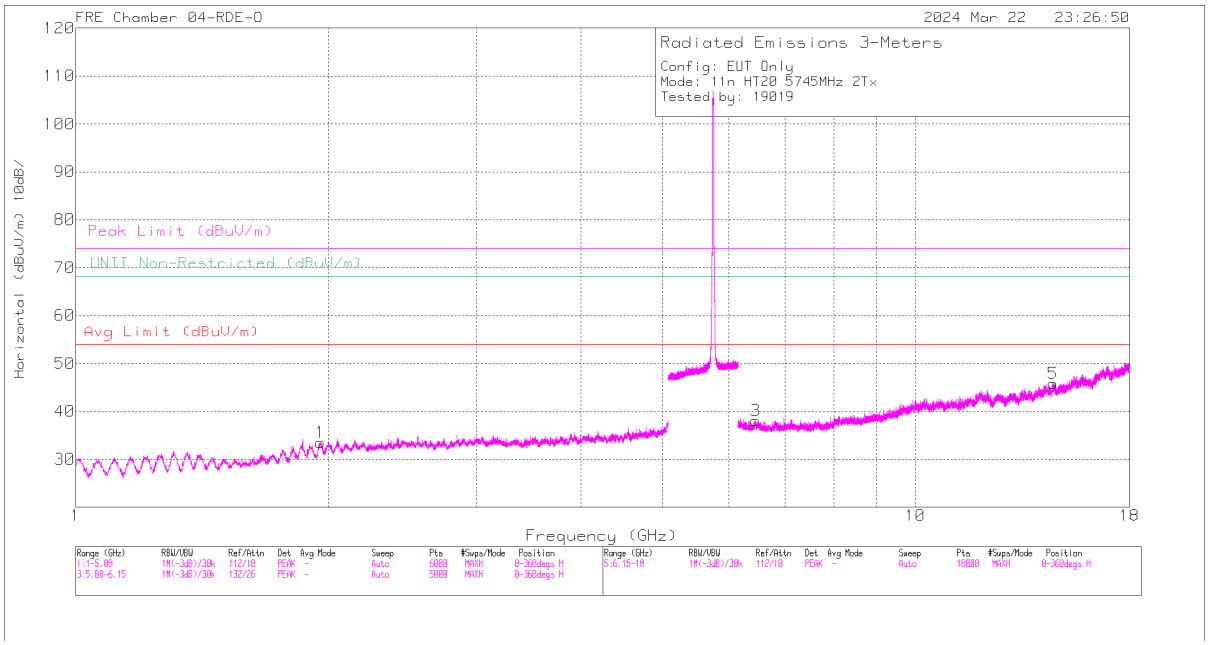

HORIZONTAL

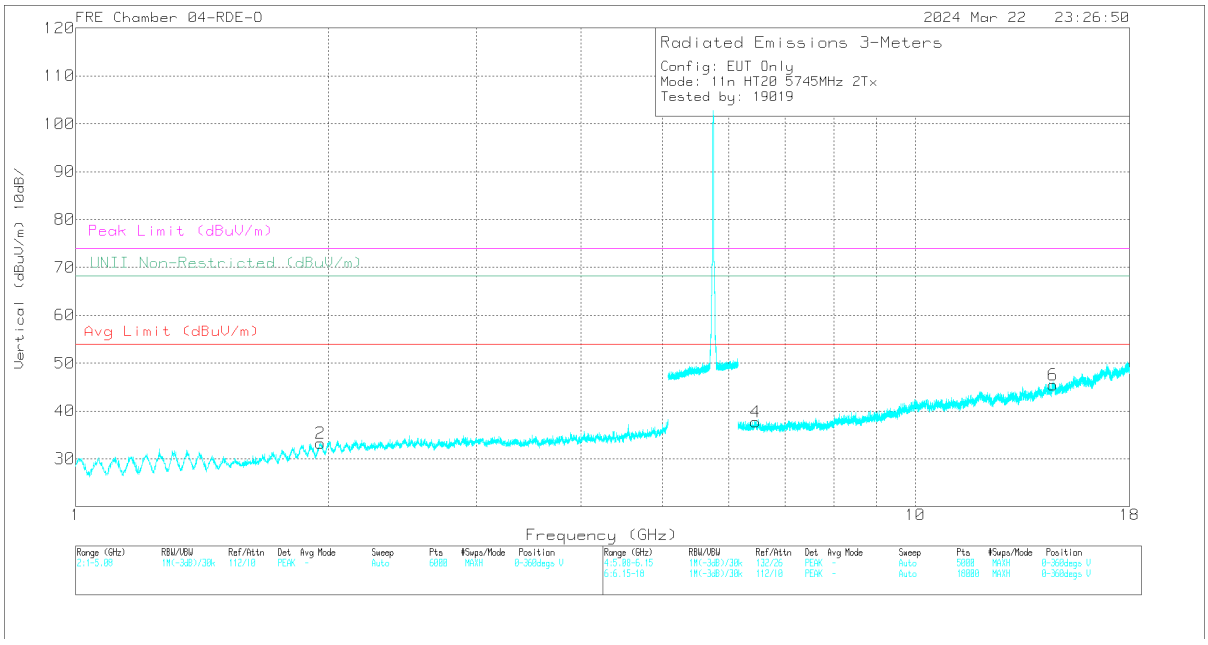

VERTICAL

UL LLC.
47173 Benicia Street, Fremont, CA 94538; USA. TEL:(510) 319-4000 FAX:(510) 661-0888
This report shall not be reproduced except in full, without the written approval of UL LLC.

RADIATED EMISSIONS

Marker	Frequency (GHz)	Meter Reading (dBuV)	Det	80402 ACF (dB/m)	DCCF (dB/m)	Gain/Loss (dB)	Corrected Reading (dBuV/m)	Avg Limit (dBuV/m)	Margin (dB)	Peak Limit (dBuV/m)	PK Margin (dB)	Azimuth (Degs)	Height (cm)	Polarity
1	1.956568	58.43	PK-U	31.5	0	-47.89	42.04	-	-	68.2	-26.16	151	172	H
2	1.958161	59.44	PK-U	31.5	0	-47.92	43.02	-	-	68.2	-25.18	77	130	V
4	6.449563	53.99	PK-U	35.9	0	-44.67	45.22	-	-	68.2	-22.98	220	162	V
3	6.455635	54.39	PK-U	35.9	0	-44.58	45.71	-	-	68.2	-22.49	250	137	H
5	14.588117	53.39	PK-U	39.9	0	-43.94	49.35	-	-	68.2	-18.85	150	112	H
6	14.599526	52.6	PK-U	39.9	0	-43.86	48.64	-	-	68.2	-19.56	175	354	V

* - indicates frequency in CFR47 Pt 15 / IC RSS-Restricted Band
PK-U - U-NII: Maximum Peak
ADR - U-NII AD primary method, RMS average

UL LLC.
47173 Benicia Street, Fremont, CA 94538; USA. TEL:(510) 319-4000 FAX:(510) 661-0888
This report shall not be reproduced except in full, without the written approval of UL LLC.

1.1.32. 802.11be MIMO MODE IN UNII-3 BAND – SPURIOUS EMISSIONS

20MHz

UNII-2a (MIMO CDD)	Channel Frequency (MHz)	Ant. #	Frequency (GHz)	Meter Reading (dBuV)	Det	AF (dB/m)	Amp/Cbl/ Fltr/Pad (dB)	DCCF (dB)	Corrected Reading (dBuV/m)	Avg Limit (dBuV/m)	Avg Margin (dB)	Pk Limit (dBuV/m)	Pk Margin (dB)	Azimuth (Degs)	Height (cm)	Polarity
11be (SU Mode / Highest Power)	5745	6 + 5	* 2.229926	62.01	PK-U	31.7	-49.83	0	43.88	-	-	74	-30.12	150	209	H
			* 2.232998	50.01	ADR	31.7	-49.81	0	31.9	54	-22.1	-	-	150	209	H
			* 2.231763	61.29	PK-U	31.7	-49.8	0	43.19	-	-	74	-30.81	250	298	V
			* 2.231271	49.92	ADR	31.7	-49.77	0	31.85	54	-22.15	-	-	250	298	V
			8.638588	55.68	PK-U	35.8	-45.34	0	46.14	-	-	68.2	-22.06	125	119	V
			8.642356	55.92	PK-U	35.8	-45.32	0	46.4	-	-	68.2	-21.8	229	194	H
			14.13657	55.46	PK-U	39.5	-44.82	0	50.14	-	-	68.2	-18.06	300	219	V
			14.150907	55.68	PK-U	39.6	-44.84	0	50.44	-	-	68.2	-17.76	218	200	H
	5785	6 + 5	* 2.359709	61.1	PK-U	31.9	-49.44	0	43.56	-	-	74	-30.44	254	209	H
			* 2.359979	49.05	ADR	31.9	-49.44	0	31.51	54	-22.49	-	-	254	209	H
			* 2.360591	60.92	PK-U	31.9	-49.46	0	43.36	-	-	74	-30.64	125	179	V
			* 2.35929	49.28	ADR	31.9	-49.43	0	31.75	54	-22.25	-	-	125	179	V
			* 8.307272	56.57	PK-U	35.9	-45.71	0	46.76	-	-	74	-27.24	280	241	H
			* 8.30787	44.96	ADR	35.9	-45.73	0	35.13	54	-18.87	-	-	280	241	H
			* 12.471686	54.79	PK-U	39.2	-43.48	0	50.51	-	-	74	-23.49	152	190	H
			* 12.47243	42.98	ADR	39.2	-43.54	0	38.64	54	-15.36	-	-	152	190	H
			* 8.300028	56.48	PK-U	35.9	-45.73	0	46.65	-	-	74	-27.35	199	100	V
			* 8.301179	44.87	ADR	35.9	-45.68	0	35.09	54	-18.91	-	-	199	100	V
			* 12.496906	54.69	PK-U	39.2	-43.95	0	49.94	-	-	74	-24.06	284	184	V
			* 12.498814	43.18	ADR	39.2	-43.86	0	38.52	54	-15.48	-	-	284	184	V
	5825	6 + 5	* 1.268954	42.05	PK-U	28.6	-32.5	0	38.15	-	-	74	-35.85	54	276	H
			* 1.267398	30.35	ADR	28.6	-32.4	0	26.55	54	-27.45	-	-	54	276	H
			* 3.719842	38.35	PK-U	33.2	-27.6	0	43.95	-	-	74	-30.05	268	328	H
			* 3.718411	26.17	ADR	33.2	-27.5	0	31.87	54	-22.13	-	-	268	328	H
			* 1.260369	41.74	PK-U	28.6	-32.4	0	37.94	-	-	74	-36.06	119	236	V
			* 1.258673	30.32	ADR	28.6	-32.3	0	26.62	54	-27.38	-	-	119	236	V
			* 3.727809	39.35	PK-U	33.2	-27.5	0	45.05	-	-	74	-28.95	70	333	V
			* 3.729147	26.44	ADR	33.2	-27.5	0	32.14	54	-21.86	-	-	70	333	V
			* 11.55845	32.15	PK-U	38.1	-16.6	0	53.65	-	-	74	-20.35	142	211	H
			* 11.556068	20.23	ADR	38.1	-16.7	0	41.63	54	-12.37	-	-	142	211	H
			* 11.577568	31.55	PK-U	38.1	-17	0	52.65	-	-	74	-21.35	166	235	V
			* 11.577476	20.03	ADR	38.1	-17	0	41.13	54	-12.87	-	-	166	235	V
11be (RU 52 / Index 38 Highest PSD)	5745	6 + 5	* 12.45153	56.26	PK-U	38.7	-43.45	0	51.51	-	-	74	-22.49	0	200	V
			* 12.452265	44.93	ADR	38.7	-43.47	0	40.16	54	-13.84	-	-	0	200	V
			6.462702	56.65	PK-U	35.4	-45.17	0	46.88	-	-	68.2	-21.32	0	101	H
			6.463362	56.21	PK-U	35.4	-45.16	0	46.45	-	-	68.2	-21.75	0	101	V
			7.184876	58.35	PK-U	35.7	-45.6	0	48.45	-	-	68.2	-19.75	0	200	H
			7.186366	56.64	PK-U	35.7	-45.6	0	46.74	-	-	68.2	-21.46	0	200	V
			10.287037	57.03	PK-U	37.6	-44.6	0	50.03	-	-	68.2	-18.17	0	101	H
	5785	6 + 5	* 11.483861	56.07	PK-U	37.8	-43.19	0	50.68	-	-	74	-23.32	2	101	V
			* 11.484746	44.4	ADR	37.8	-43.2	0	39	54	-15	-	-	2	101	V
			6.462237	56.31	PK-U	35.4	-45.12	0	46.59	-	-	68.2	-21.61	2	101	V
			6.462454	56.86	PK-U	35.4	-45.15	0	47.11	-	-	68.2	-21.09	2	101	H
			7.186418	59.27	PK-U	35.7	-45.6	0	49.37	-	-	68.2	-18.83	2	101	H
			7.188429	56.99	PK-U	35.7	-45.6	0	47.09	-	-	68.2	-21.11	2	101	V
			10.22913	56.76	PK-U	37.5	-44.1	0	50.16	-	-	68.2	-18.04	2	101	H
	5825	6 + 5	* 7.286533	58.49	PK-U	35.7	-45.5	0	48.69	-	-	74	-25.31	0	101	H
			* 7.286986	46.9	ADR	35.7	-45.5	0	37.1	54	-16.9	-	-	0	101	H
			* 7.283676	56.9	PK-U	35.7	-45.6	0	47	-	-	74	-27	0	101	V
			* 7.284547	45.43	ADR	35.7	-45.55	0	35.58	54	-18.42	-	-	0	101	V
			6.55392	56.61	PK-U	35.5	-45.1	0	47.01	-	-	68.2	-21.19	0	101	H
			6.556139	56.28	PK-U	35.5	-45.01	0	46.77	-	-	68.2	-21.43	0	101	V
			10.031074	57.34	PK-U	37.3	-44.8	0	49.84	-	-	68.2	-18.36	0	101	H
			10.590294	56.47	PK-U	37.7	-43.63	0	50.54	-	-	68.2	-17.66	0	101	V

* - indicates frequency in CFR47 Pt 15 / IC RSS-Restricted Band
PK-U - U-NII: Maximum Peak
ADR - U-NII AD primary method, RMS average

UL LLC.
47173 Benicia Street, Fremont, CA 94538; USA. TEL:(510) 319-4000 FAX:(510) 661-0888
This report shall not be reproduced except in full, without the written approval of UL LLC.

40MHz

UNII-3	Channel Frequency (MHz)	Ant. #	Frequency (GHz)	Meter Reading (dBuV)	Det	AF (dB/m)	Amp/Cbl/ Fltr/Pad (dB)	DCCF (dB)	Corrected Reading (dBuV/m)	Avg Limit (dBuV/m)	Avg Margin (dB)	Pk Limit (dBuV/m)	Pk Margin (dB)	Azimuth (Degs)	Height (cm)	Polarity
11be (SU Mode / Highest Power)	5755	6 + 5	* 2.728178	47.48	ADR	32.3	-48.9	0.1	30.98	54	-23.02	-	-	2	103	V
			* 2.729493	58.7	PK-U	32.3	-48.88	0	42.12	-	-	74	-31.88	2	103	V
			3.266088	45.73	ADR	32.9	-46.95	0.1	31.78	54	-22.22	-	-	2	245	H
			3.266248	57.6	PK-U	32.9	-46.94	0	43.56	-	-	74	-30.44	22	245	H
			* 3.990467	58.11	PK-U	33.3	-47.91	0	43.5	-	-	74	-30.5	294	305	V
			* 3.991133	46.5	ADR	33.3	-47.92	0.1	31.98	54	-22.02	-	-	294	305	V
			6.977472	56.22	PK-U	35.7	-45.36	0	46.56	-	-	68.2	-21.64	73	158	H
			* 8.431317	43.23	ADR	35.8	-44.51	0.1	34.62	54	-19.38	-	-	356	221	H
			* 8.432684	54.56	PK-U	35.8	-44.5	0	45.86	-	-	74	-28.14	356	221	H
			* 9.092273	55.33	PK-U	36.3	-44.98	0	46.65	-	-	74	-27.35	15	188	V
			*9.093841	43.45	ADR	36.3	-44.92	0.1	34.93	54	-19.07	-	-	15	188	V
	5795		1.850471	61.78	PK-U	31	-50.01	0	42.77	-	-	68.2	-25.43	345	143	V
			1.954755	61.28	PK-U	31.1	-49.96	0	42.42	-	-	68.2	-25.78	72	268	H
			* 4.904854	57.68	PK-U	33.9	-47.05	0	44.53	-	-	74	-29.47	12	145	V
			* 4.906241	45.84	ADR	33.9	-47.07	0.1	32.77	54	-21.23	-	-	12	145	V
			6.228904	56.76	PK-U	35.6	-44.91	0	47.45	-	-	68.2	-20.75	14	169	H
			7.01807	55.24	PK-U	35.6	-45.59	0	45.25	-	-	68.2	-22.95	186	150	H
			* 12.365562	41.5	ADR	38.9	-42.52	0.1	37.98	54	-16.02	-	-	318	389	V
			* 12.365914	53.1	PK-U	38.9	-42.52	0	49.48	-	-	74	-24.52	318	389	V
11be (RU 242 / Index 61 Highest PSD)	5755	6 + 5	* 4.05002	57.41	PK-U	33.3	-47.84	0	42.87	-	-	74	-31.13	351	231	H
			* 4.047534	46.03	ADR	33.3	-47.82	0	31.51	54	-22.49	-	-	351	231	H
			* 4.36184	58.02	PK-U	33.5	-47.88	0	43.64	-	-	74	-30.36	132	172	V
			* 4.364025	46.33	ADR	33.5	-47.81	0	32.02	54	-21.98	-	-	132	172	V
			* 11.918683	52.88	PK-U	38.6	-42.57	0	48.91	-	-	74	-25.09	256	353	H
			* 11.918243	41.26	ADR	38.6	-42.59	0	37.27	54	-16.73	-	-	256	353	H
			* 12.261484	53.58	PK-U	38.7	-43.04	0	49.24	-	-	74	-24.76	343	254	H
			* 12.261265	42.07	ADR	38.7	-43.01	0	37.76	54	-16.24	-	-	343	254	H
			* 11.457187	52.93	PK-U	38.1	-43.3	0	47.73	-	-	74	-26.27	86	182	V
			* 11.455341	41.27	ADR	38.1	-43.29	0	36.08	54	-17.92	-	-	86	182	V
			* 11.869046	53.99	PK-U	38.6	-42.57	0	50.02	-	-	74	-23.98	228	347	V
			* 11.867583	41.73	ADR	38.6	-42.57	0	37.76	54	-16.24	-	-	228	347	V
11be (RU 242 / Index 62 Highest PSD)	5795		* 4.102556	57.9	PK-U	33.3	-47.85	0	43.35	-	-	74	-30.65	131	339	H
			* 4.098678	46.41	ADR	33.3	-47.91	0	31.8	54	-22.2	-	-	131	339	H
			* 4.005807	57.66	PK-U	33.3	-47.98	0	42.98	-	-	74	-31.02	268	134	V
			* 4.005785	46.2	ADR	33.3	-47.98	0	31.52	54	-22.48	-	-	268	134	V
			* 11.494102	52.29	PK-U	38.2	-43.49	0	47	-	-	74	-27	330	248	H
			* 11.494379	40.8	ADR	38.2	-43.49	0	35.51	54	-18.49	-	-	330	248	H
			* 11.985419	52.21	PK-U	38.6	-43.13	0	47.68	-	-	74	-26.32	154	327	H
			* 11.986784	40.76	ADR	38.6	-43.07	0	36.29	54	-17.71	-	-	154	327	H
			* 11.462092	53.54	PK-U	38.1	-43.24	0	48.4	-	-	74	-25.6	230	172	V
			* 11.46261	41.1	ADR	38.1	-43.27	0	35.93	54	-18.07	-	-	230	172	V
			* 11.930527	52.89	PK-U	38.6	-42.48	0	49.01	-	-	74	-24.99	324	254	V
			* 11.930127	40.91	ADR	38.6	-42.53	0	36.98	54	-17.02	-	-	324	254	V

* - indicates frequency in CFR47 Pt 15 / IC RSS-Restricted Band
PK-U - U-NII: Maximum Peak
ADR - U-NII AD primary method, RMS average

UL LLC.
47173 Benicia Street, Fremont, CA 94538; USA. TEL:(510) 319-4000 FAX:(510) 661-0888
This report shall not be reproduced except in full, without the written approval of UL LLC.

80MHz

UNII-3	Channel Frequency (MHz)	Ant. #	Frequency (GHz)	Meter Reading (dBuV)	Det	AF (dB/m)	Amp/Cbl/ Fltr/Pad (dB)	DCCF (dB)	Corrected Reading (dBuV/m)	Avg Limit (dBuV/m)	Avg Margin (dB)	Pk Limit (dBuV/m)	Pk Margin (dB)	Azimuth (Degs)	Height (cm)	Polarity
11be (SU Mode / Highest Power)	5775	6 + 5	3.004841	58.94	PK-U	32.8	-48.19	0	43.55	-	-	68.2	-24.65	53	300	H
			3.01607	58.89	PK-U	32.8	-48.01	0	43.68	-	-	68.2	-24.52	2	146	V
			* 5.057748	45.9	ADR	34.1	-45.88	0	34.12	54	-19.88	-	-	154	213	V
			* 5.057807	57.53	PK-U	34.1	-45.87	0	45.76	-	-	74	-28.24	154	213	V
			* 5.072908	58.55	PK-U	34.1	-44.87	0	47.78	-	-	74	-26.22	28	373	H
			* 5.073582	46.2	ADR	34.1	-44.8	0	35.5	54	-18.5	-	-	28	373	H
			6.697833	55.34	PK-U	35.7	-45.31	0	45.73	-	-	68.2	-22.47	33	261	V
			6.760678	56.54	PK-U	35.7	-45.8	0	46.44	-	-	68.2	-21.76	354	161	H
11be (MRU 52+26 / Index 80 Highest PSD)	5775	6 + 5	3.28052	57.23	PK-U	32.9	-46.96	0	43.17	-	-	68.2	-25.03	103	127	V
			3.280911	45.67	ADR	32.9	-46.96	0	31.61	-	-	-	-	103	127	V
			4.323866	57.76	PK-U	33.4	-48.23	0	42.93	-	-	74	-31.07	188	292	H
			* 4.325403	46.28	ADR	33.4	-48.27	0	31.41	54	-22.59	-	-	188	292	H
			* 4.367149	46.04	ADR	33.5	-47.84	0	31.7	54	-22.3	-	-	112	115	V
			* 4.368062	57.3	PK-U	33.5	-47.84	0	42.96	-	-	74	-31.04	112	115	V
			6.215393	58.78	PK-U	35.6	-45.59	0	48.79	-	-	68.2	-19.41	11	127	H
			6.216688	47.14	ADR	35.6	-45.59	0	37.15	-	-	-	-	11	127	H
			9.739804	43.5	ADR	37.1	-44.1	0	36.5	-	-	-	-	17	364	V
			9.740625	54.79	PK-U	37.1	-44.09	0	47.8	-	-	68.2	-20.4	17	364	V
			10.109825	43.22	ADR	37.5	-44.69	0	36.03	-	-	-	-	57	311	H
			10.112037	54.42	PK-U	37.5	-44.68	0	47.24	-	-	68.2	-20.96	57	311	H
11be (RU 242 / Index 64 Highest PSD)	5775	6 + 5	* 2.49627	59.49	PK-U	32.2	-48	0	43.69	-	-	74	-30.31	159	386	H
			* 2.483628	47.88	ADR	32.2	-48.1	0	31.98	54	-22.02	-	-	159	386	H
			* 2.486716	59.95	PK-U	32.2	-48.1	0	44.05	-	-	74	-29.95	108	318	V
			* 2.484798	47.8	ADR	32.2	-48.1	0	31.9	54	-22.1	-	-	108	318	V
			* 7.256217	58.72	PK-U	35.7	-45.7	0	48.72	-	-	74	-25.28	195	284	H
			* 7.256583	47.12	ADR	35.7	-45.7	0	37.12	54	-16.88	-	-	195	284	H
			* 11.559275	55.79	PK-U	37.9	-42.93	0	50.76	-	-	74	-23.24	304	282	H
			* 11.558583	44.46	ADR	37.9	-42.9	0	39.46	54	-14.54	-	-	304	282	H
			* 11.511081	55.93	PK-U	37.8	-43.1	0	50.63	-	-	74	-23.37	215	317	V
			* 11.512143	44.41	ADR	37.8	-43.09	0	39.12	54	-14.88	-	-	215	317	V
			7.241332	57.98	PK-U	35.7	-45.63	0	48.05	-	-	68.2	-20.15	119	280	V

* - indicates frequency in CFR47 Pt 15 / IC RSS-Restricted Band
PK-U - U-NII: Maximum Peak
ADR - U-NII AD primary method, RMS average

UL LLC.
47173 Benicia Street, Fremont, CA 94538; USA. TEL:(510) 319-4000 FAX:(510) 661-0888
This report shall not be reproduced except in full, without the written approval of UL LLC.

HARMONICS AND SPURIOUS EMISSIONS (LOW CHANNEL / 5745MHz)

LOW CHANNEL RESULTS

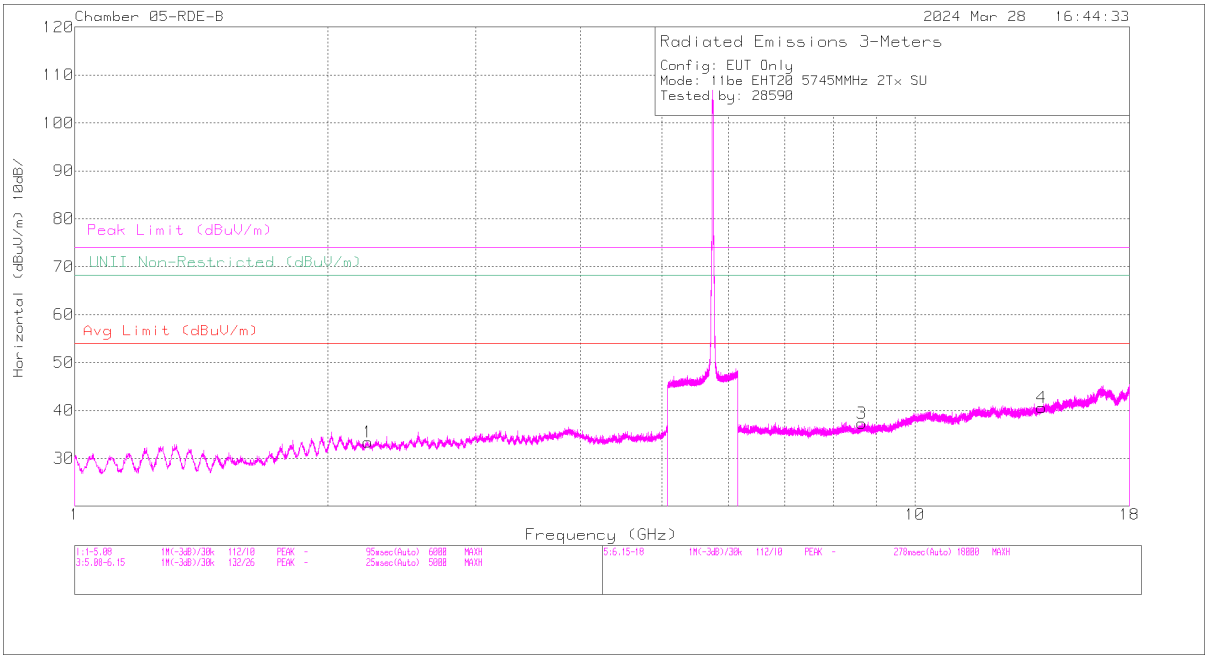

HORIZONTAL

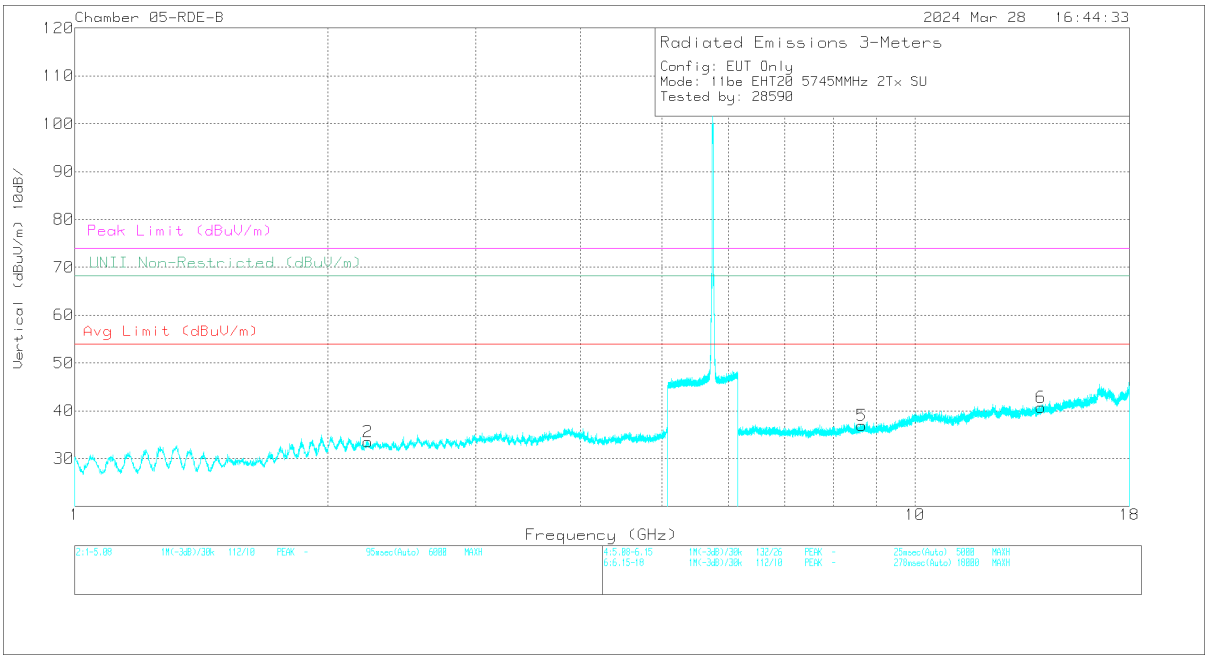

VERTICAL

UL LLC.
47173 Benicia Street, Fremont, CA 94538; USA. TEL:(510) 319-4000 FAX:(510) 661-0888
This report shall not be reproduced except in full, without the written approval of UL LLC.

RADIATED EMISSIONS

Marker	Frequency (GHz)	Meter Reading (dBuV)	Det	80707 ACF (dB/m)	DCCF (dB)	Gain/Loss (dB)	Corrected Reading (dBuV/m)	Avg Limit (dBuV/m)	Margin (dB)	Peak Limit (dBuV/m)	PK Margin (dB)	Azimuth (Degs)	Height (cm)	Polarity
1	* 2.229926	62.01	PK-U	31.7	0	-49.83	43.88	-	-	74	-30.12	150	209	H
1	* 2.232998	50.01	ADR	31.7	0	-49.81	31.9	54	-22.1	-	-	150	209	H
2	* 2.231763	61.29	PK-U	31.7	0	-49.8	43.19	-	-	74	-30.81	250	298	V
2	* 2.231271	49.92	ADR	31.7	0	-49.77	31.85	54	-22.15	-	-	250	298	V
5	8.638588	55.68	PK-U	35.8	0	-45.34	46.14	-	-	68.2	-22.06	125	119	V
3	8.642356	55.92	PK-U	35.8	0	-45.32	46.4	-	-	68.2	-21.8	229	194	H
6	14.13657	55.46	PK-U	39.5	0	-44.82	50.14	-	-	68.2	-18.06	300	219	V
4	14.150907	55.68	PK-U	39.6	0	-44.84	50.44	-	-	68.2	-17.76	218	200	H

* - indicates frequency in CFR47 Pt 15 / IC RSS-Restricted Band
PK-U - U-NII: Maximum Peak
ADR - U-NII AD primary method, RMS average

UL LLC.
47173 Benicia Street, Fremont, CA 94538; USA. TEL:(510) 319-4000 FAX:(510) 661-0888
This report shall not be reproduced except in full, without the written approval of UL LLC.

HARMONICS AND SPURIOUS EMISSIONS (LOW CHANNEL / 5745MHz)

RU52, LOW CHANNEL RESULTS

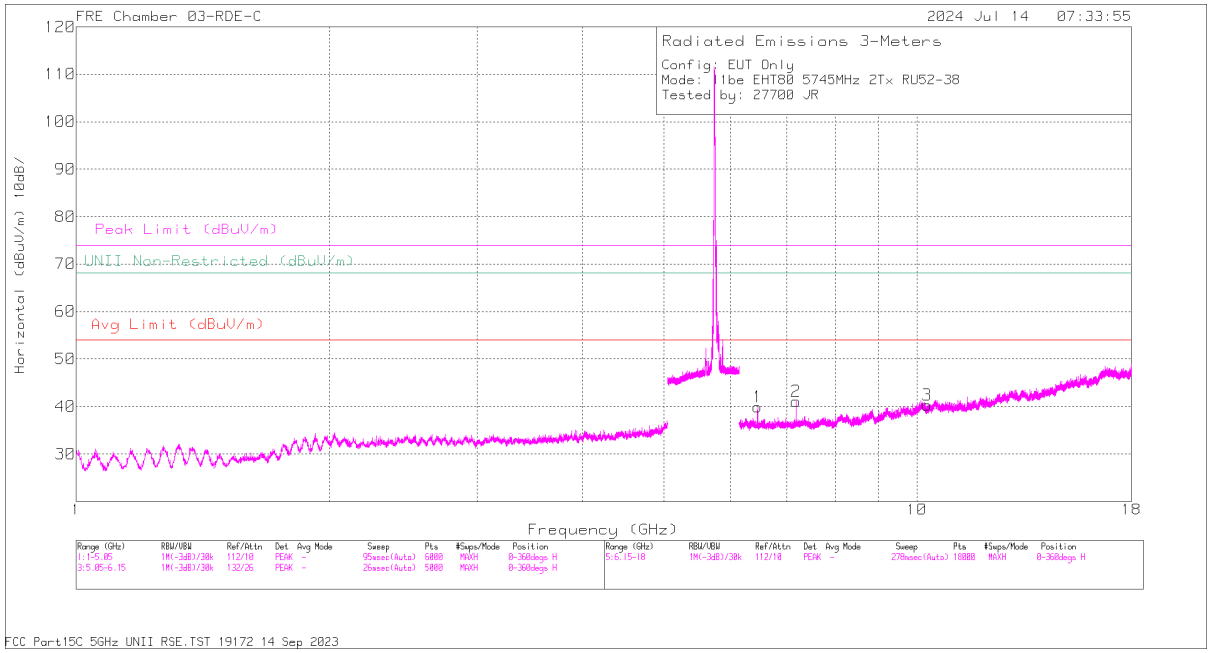

HORIZONTAL

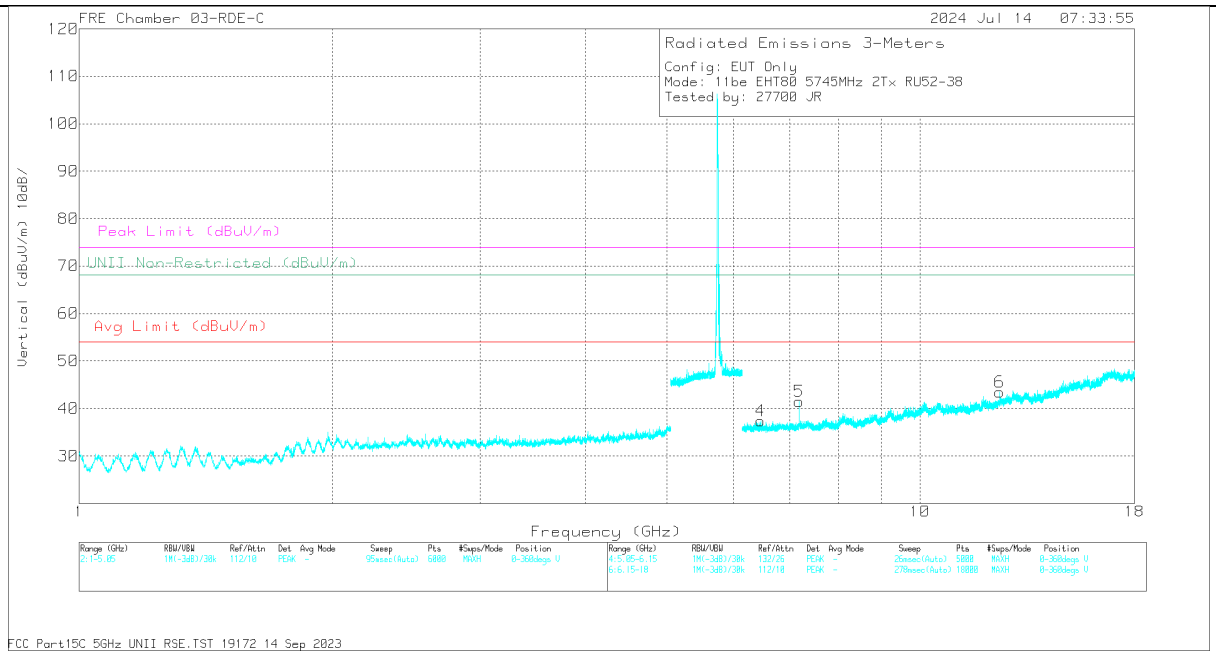

VERTICAL

UL LLC.
47173 Benicia Street, Fremont, CA 94538; USA. TEL:(510) 319-4000 FAX:(510) 661-0888

This report shall not be reproduced except in full, without the written approval of UL LLC.

RADIATED EMISSIONS

Marker	Frequency (GHz)	Meter Reading (dBuV)	Det	223084 ACF (dB/m)	DCCF (dB)	Gain/Loss (dB)	Corrected Reading (dBuV/m)	Avg Limit (dBuV/m)	Margin (dB)	Peak Limit (dBuV/m)	PK Margin (dB)	Azimuth (Degs)	Height (cm)	Polarity
6	* 12.45153	56.26	PK-U	38.7	0	-43.45	51.51	-	-	74	-22.49	0	200	V
6	* 12.452265	44.93	ADR	38.7	0	-43.47	40.16	54	-13.84	-	-	0	200	V
1	6.462702	56.65	PK-U	35.4	0	-45.17	46.88	-	-	68.2	-21.32	0	101	H
4	6.463362	56.21	PK-U	35.4	0	-45.16	46.45	-	-	68.2	-21.75	0	101	V
2	7.184876	58.35	PK-U	35.7	0	-45.6	48.45	-	-	68.2	-19.75	0	200	H
5	7.186366	56.64	PK-U	35.7	0	-45.6	46.74	-	-	68.2	-21.46	0	200	V
3	10.287037	57.03	PK-U	37.6	0	-44.6	50.03	-	-	68.2	-18.17	0	101	H

* - indicates frequency in CFR47 Pt 15 / IC RSS-Restricted Band
PK-U - U-NII: Maximum Peak
ADR - U-NII AD primary method, RMS average

UL LLC.
47173 Benicia Street, Fremont, CA 94538; USA. TEL:(510) 319-4000 FAX:(510) 661-0888
This report shall not be reproduced except in full, without the written approval of UL LLC.

1.2. WORST CASE BELOW 1 GHz

SPURIOUS EMISSIONS 30 TO 1000 MHz (WORST-CASE CONFIGURATION)

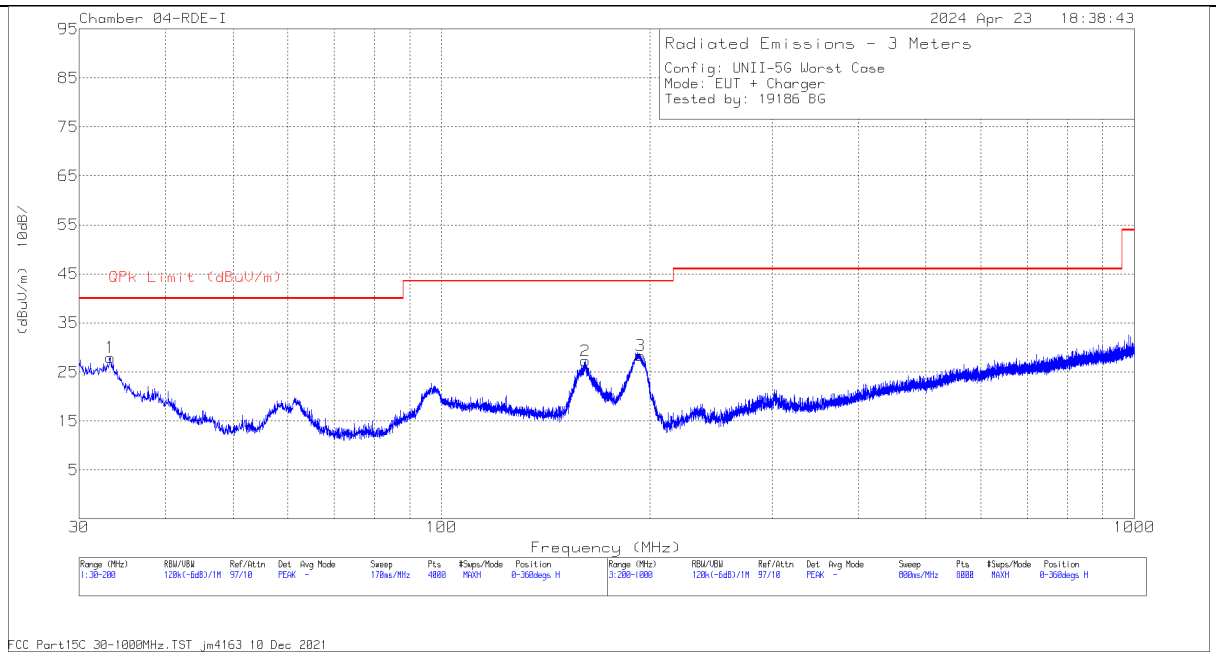

HORIZONTAL

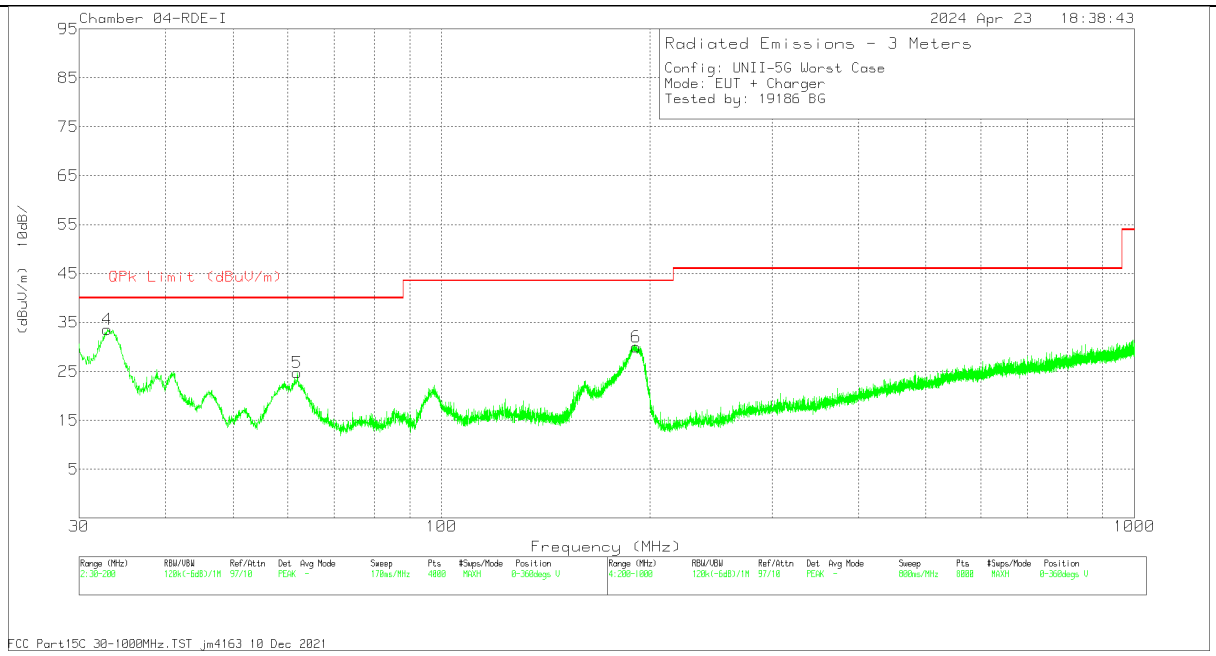

VERTICAL

UL LLC.
47173 Benicia Street, Fremont, CA 94538; USA. TEL:(510) 319-4000 FAX:(510) 661-0888

This report shall not be reproduced except in full, without the written approval of UL LLC.

Below 1GHz Data

Marker	Frequency (MHz)	Meter Reading (dBuV)	Det	80714 ACF (dB/m)	Amp/Cbl (dB)	Corrected Reading (dBuV/m)	QPk Limit (dBuV/m)	Margin (dB)	Azimuth (Degs)	Height (cm)	Polarity
7	33.1223	28.28	Qp	25.5	-31.2	22.58	40	-17.42	272	238	H
1	33.4279	35.11	Qp	25.3	-31.2	29.21	40	-10.79	6	106	V
8	61.7618	37.97	Qp	14.3	-31	21.27	40	-18.73	133	165	V
2	161.145	34.86	Qp	17.9	-30.3	22.46	43.52	-21.06	234	208	H
6	190.732	27.94	Qp	17.5	-30.2	15.24	43.52	-28.28	177	192	V
3	193.58	35.23	Qp	17.8	-30.2	22.83	43.52	-20.69	311	115	H

Pk - Peak detector

UL LLC.
47173 Benicia Street, Fremont, CA 94538; USA. TEL:(510) 319-4000 FAX:(510) 661-0888
This report shall not be reproduced except in full, without the written approval of UL LLC.

1.3. WORST CASE 18-26 GHz

SPURIOUS EMISSIONS 18-26 GHz (WORST-CASE CONFIGURATION)

HOriZONTAL

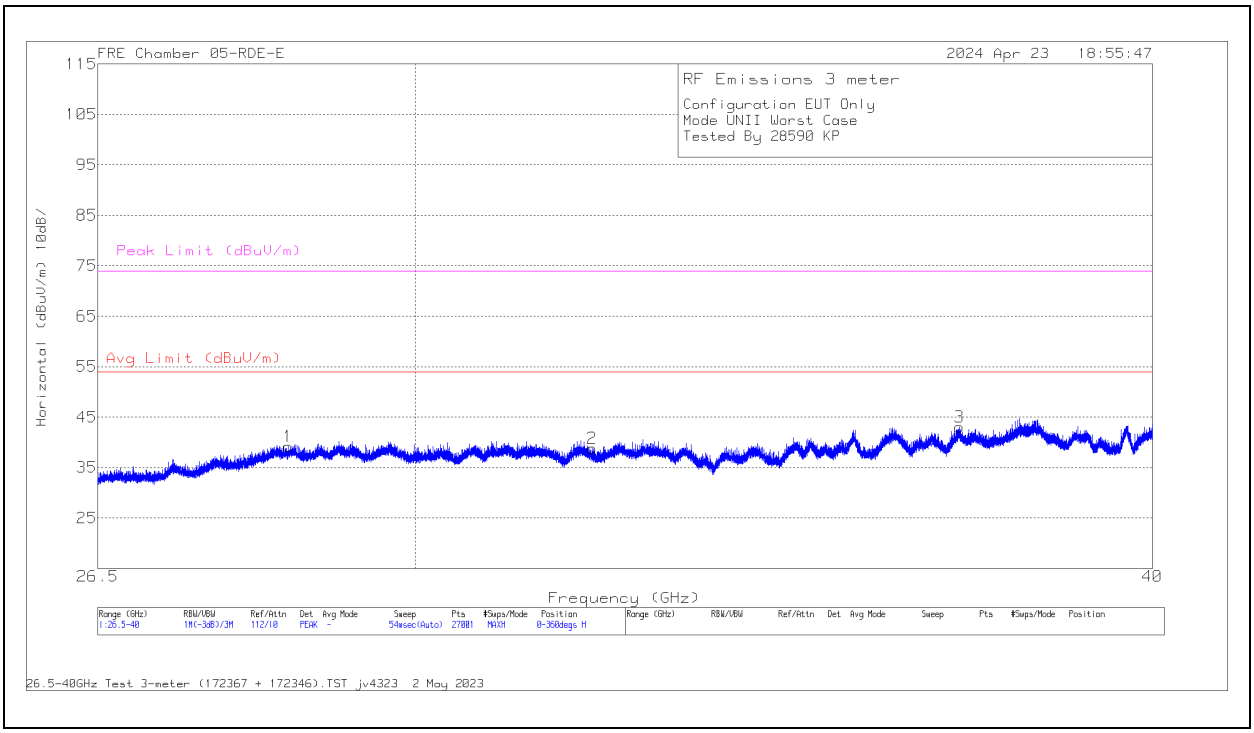

VERTICAL

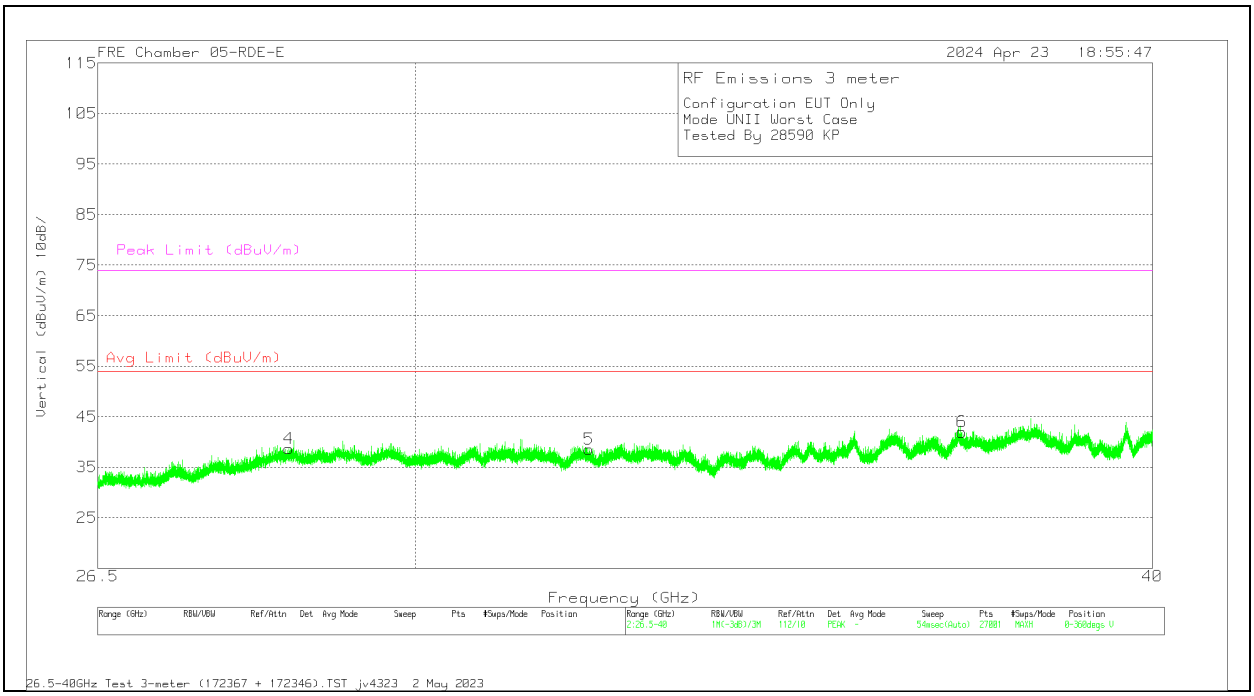

UL LLC.
47173 Benicia Street, Fremont, CA 94538; USA. TEL:(510) 319-4000 FAX:(510) 661-0888
This report shall not be reproduced except in full, without the written approval of UL LLC.

18 – 26GHz Data

Marker	Frequency (GHz)	Meter Reading (dBuV)	Det	81139 ACF (dB/m)	Amp/Cbl (dB)	Cables (dB)	Corrected Reading (dBuV/m)	Peak Limit (dBuV/m)	PK Margin (dB)	Average Limit dBuV/m	Margin (dB)	Azimuth (Degs)	Height (cm)	Polarity
1	19.980971	54.38	Pk	33.1	-60.9	13.3	39.88	74	-34.12	54	-14.12	0-360	101	H
2	19.990416	54.97	Pk	33.1	-60.9	13.3	40.47	74	-33.53	54	-13.53	0-360	101	V
3	21.688526	54.23	Pk	33.4	-61	13.9	40.53	74	-33.47	54	-13.47	0-360	101	H
4	21.692304	54.63	Pk	33.4	-61	13.9	40.93	74	-33.07	54	-13.07	0-360	200	V
6	23.111331	54.91	Pk	33.7	-62.3	14.3	40.61	74	-33.39	54	-13.39	0-360	200	V
5	23.170831	54.51	Pk	33.6	-62.4	14.2	39.91	74	-34.09	54	-14.09	0-360	200	H

PK- Peak detector

UL LLC.
47173 Benicia Street, Fremont, CA 94538; USA. TEL:(510) 319-4000 FAX:(510) 661-0888
This report shall not be reproduced except in full, without the written approval of UL LLC.

1.4. WORST CASE 26-40 GHz

SPURIOUS EMISSIONS 26-40 GHz (WORST-CASE CONFIGURATION)

HORIZONTAL

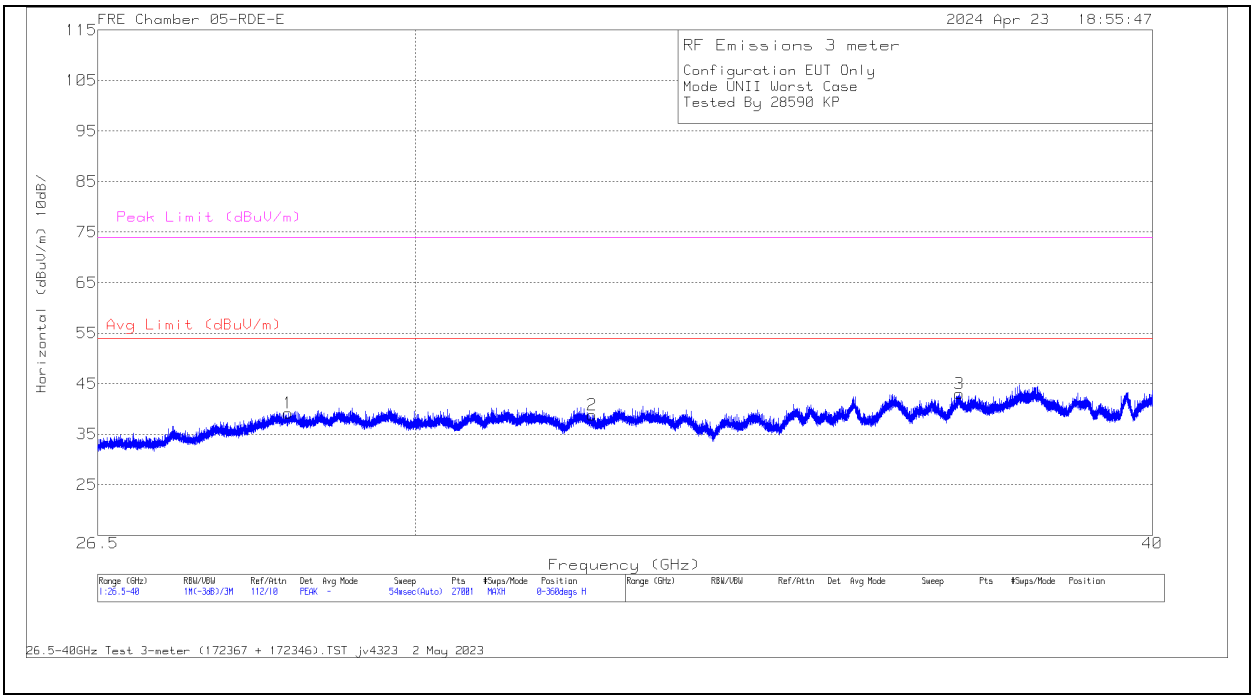

VERTICAL

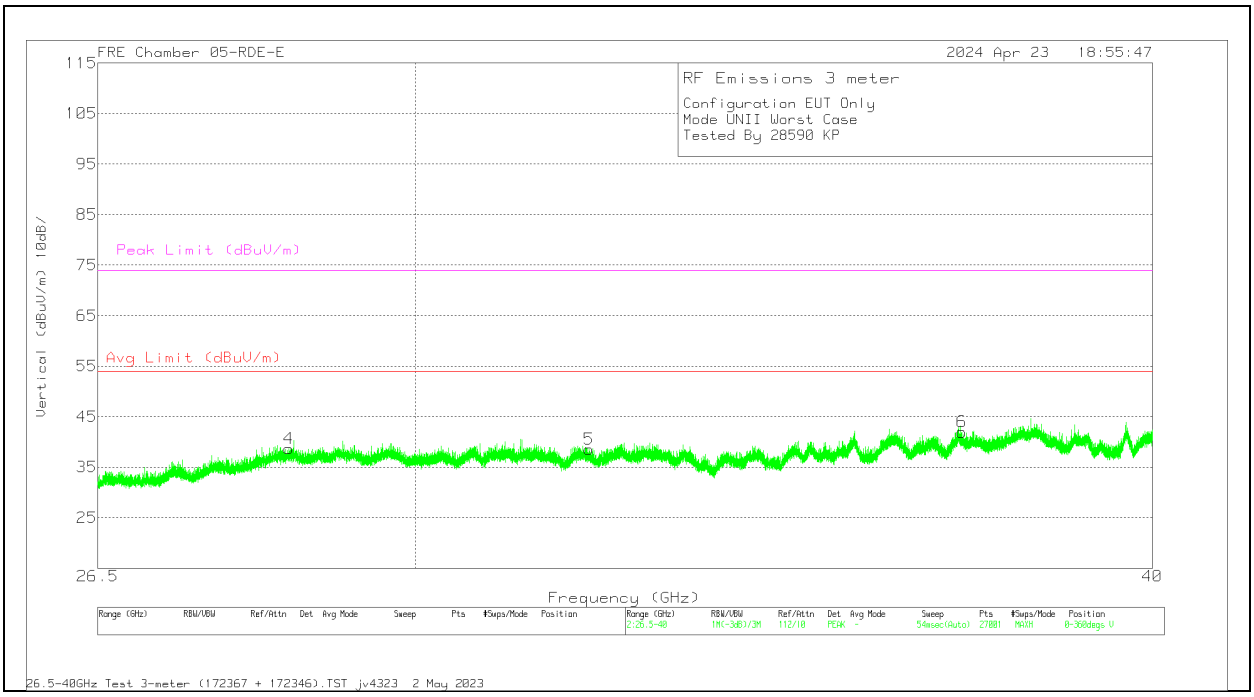

UL LLC.
47173 Benicia Street, Fremont, CA 94538; USA. TEL:(510) 319-4000 FAX:(510) 661-0888
This report shall not be reproduced except in full, without the written approval of UL LLC.

26 – 40GHz Data

Marker	Frequency (GHz)	Meter Reading (dBuV)	Det	172367 ACF (dB/m) -	172346 Amp Assembly (dB)	CBL (dB)	Corrected Reading (dBuV/m)	Peak Limit (dBuV/m)	Pk Margin (dB)	Average Limit (dBuV/m)	avg Margin (dB)	Azimuth (Degs)	Height (cm)	Polarity
1	28.5445	40.78	Pk	36.6	-66.4	28.2	39.18	74	-34.82	54	-14.82	0-360	101	H
4	28.5555	40.27	Pk	36.5	-66.3	28.2	38.67	74	-35.33	54	-15.33	0-360	101	V
5	32.1055	40.23	Pk	36.9	-68.4	29.8	38.53	74	-35.47	54	-15.47	0-360	101	V
2	32.1395	40.95	Pk	36.9	-68.8	29.8	38.85	74	-35.15	54	-15.15	0-360	101	H
3	37.099	42.11	Pk	38.2	-69.9	32.6	43.01	74	-30.99	54	-10.99	0-360	101	H
6	37.133	41.47	Pk	38.2	-70.3	32.6	41.97	74	-32.03	54	-12.03	0-360	101	V

PK-Peak detector

UL LLC.
47173 Benicia Street, Fremont, CA 94538; USA. TEL:(510) 319-4000 FAX:(510) 661-0888
This report shall not be reproduced except in full, without the written approval of UL LLC.

2. AC POWERLINE CONDUCTED EMISSIONS

LIMITS

FCC §15.207 (a)

RSS-Gen 8.8

Frequency of Emission (MHz)	Conducted Limit (dBµV)	
	Quasi-peak	Average
0.15-0.5	66 to 56 *	56 to 46 *
0.5-5	56	46
5-30	60	50

*Decreases with the logarithm of the frequency.

TEST PROCEDURE

The EUT is placed on a non-conducting table 40 cm from the vertical ground plane and 80 cm above the horizontal ground plane. The EUT is configured in accordance with ANSI C63.10.

The receiver is set to a resolution bandwidth of 9 kHz. Peak detection is used unless otherwise noted as quasi-peak or average.

Line conducted data is recorded for both NEUTRAL and HOT lines.

RESULTS

UL LLC.
47173 Benicia Street, Fremont, CA 94538; USA. TEL:(510) 319-4000 FAX:(510) 661-0888
This report shall not be reproduced except in full, without the written approval of UL LLC.

2.1. AC POWER LINE WITH LAPTOP

LINE 1 RESULTS

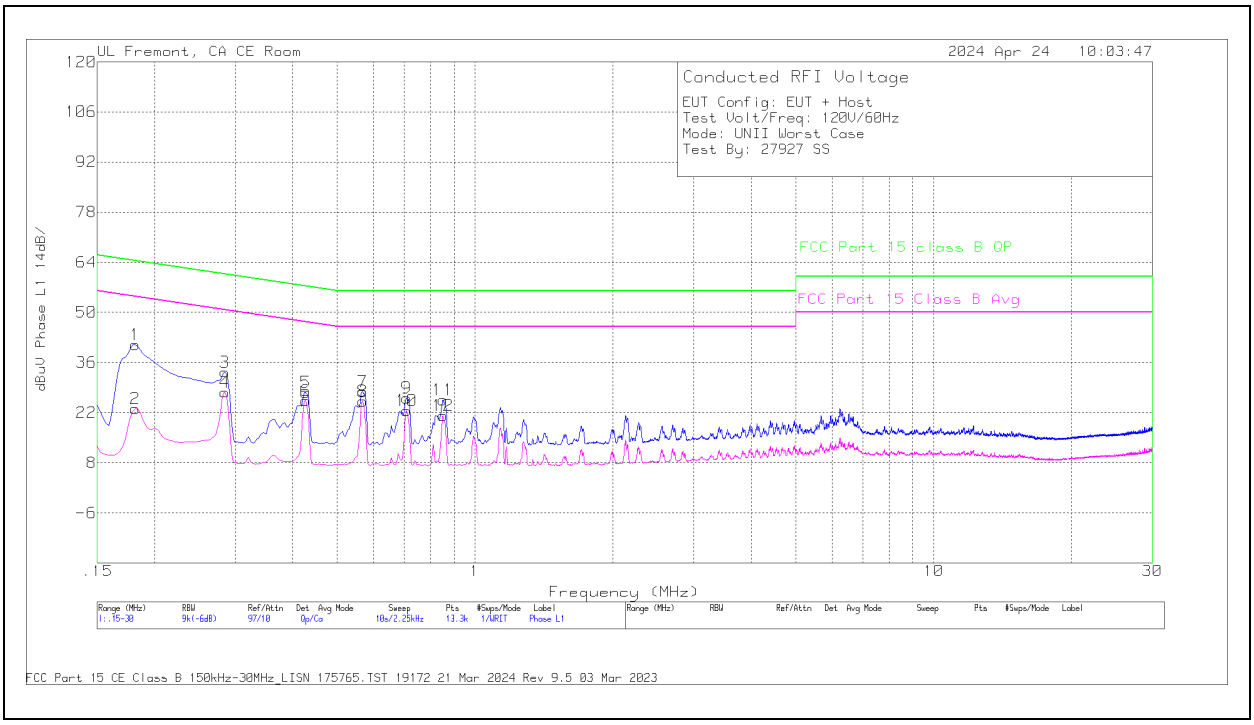

Range 1: Phase L1 .15 - 30MHz													
Marker	**Frequency (MHz)**	**Meter Reading (dBuV)**	**Det**	**Cbl (dB)**	**LISN (dB)**	**Trns Limiter (dB)**	**10 dB Pad**	**DCCF (dB)**	**Corrected Reading dBuV**	**FCC Part 15 Class B Avg dBuV**	**Margin (dB)**	**FCC Part 15 class B QP dBuV**	**Margin (dB)**
2	.1815	3.36	Ca	.1	.1	9.4	10	.12	23.08	54.42	-31.34	-	-
4	.285	8.11	Ca	.1	0	9.4	10	.12	27.73	50.67	-22.94	-	-
6	.4268	5.91	Ca	.1	0	9.3	10	.12	25.43	47.32	-21.89	-	-
8	.5685	5.66	Ca	.1	0	9.3	10	.12	25.18	46	-20.82	-	-
10	.7103	3.01	Ca	.1	0	9.3	10	.12	22.53	46	-23.47	-	-
12	.852	1.68	Ca	.1	0	9.3	10	.12	21.2	46	-24.8	-	-
1	.1815	21.32	Qp	.1	.1	9.4	10	.12	41.04	-	-	64.42	-23.38
3	.285	13.72	Qp	.1	0	9.4	10	.12	33.34	-	-	60.67	-27.33
5	.4268	8.11	Qp	.1	0	9.3	10	.12	27.63	-	-	57.32	-29.69
7	.5685	8.34	Qp	.1	0	9.3	10	.12	27.86	-	-	56	-28.14
9	.7103	6.56	Qp	.1	0	9.3	10	.12	26.08	-	-	56	-29.92
11	.852	6.02	Qp	.1	0	9.3	10	.12	25.54	-	-	56	-30.46

Qp - Quasi-Peak detector
Ca - CISPR average detection

UL LLC.
47173 Benicia Street, Fremont, CA 94538; USA. TEL:(510) 319-4000 FAX:(510) 661-0888
This report shall not be reproduced except in full, without the written approval of UL LLC.

LINE 2 RESULTS

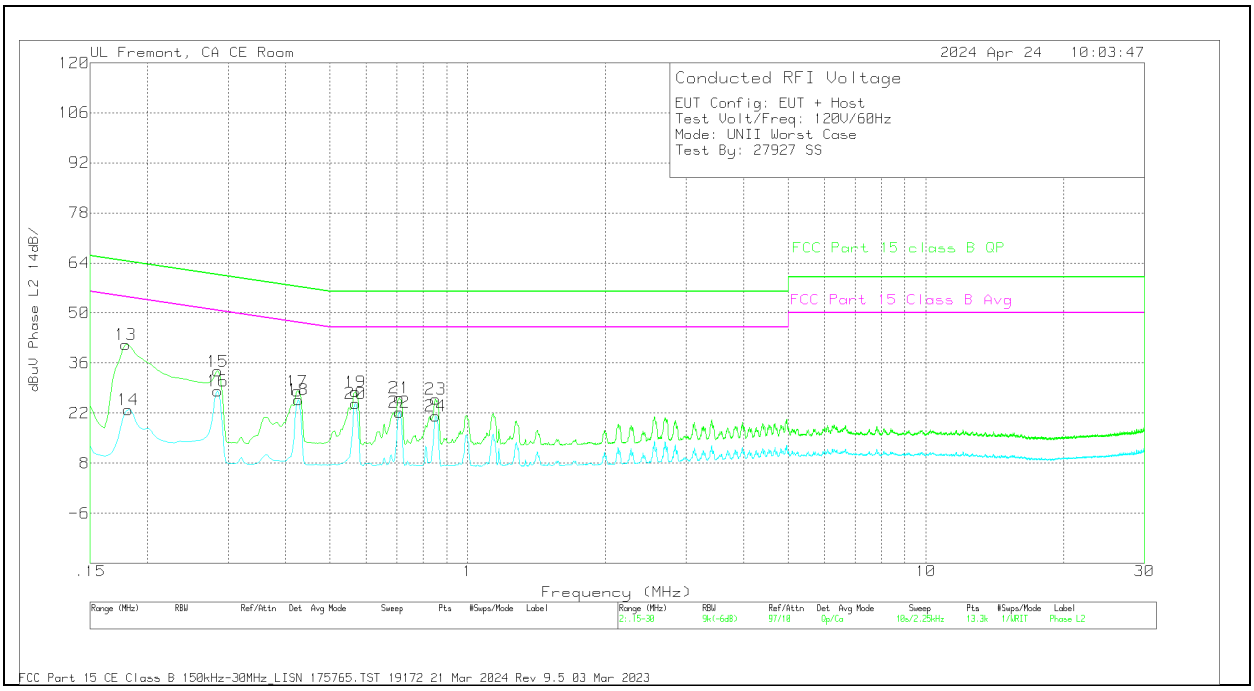

Range 2: Phase L2 .15 - 30MHz													
Marker	**Frequency (MHz)**	**Meter Reading (dBuV)**	**Det**	**Cbl (dB)**	**LISN (dB)**	**Trns Limiter (dB)**	**10 dB Pad**	**DCCF (dB)**	**Corrected Reading dBuV**	**FCC Part 15 Class B Avg dBuV**	**Margin (dB)**	**FCC Part 15 class B QP dBuV**	**Margin (dB)**
14	.1815	3.29	Ca	.1	0	9.4	10	.12	22.91	54.42	-31.51	-	-
16	.285	8.58	Ca	.1	0	9.4	10	.12	28.2	50.67	-22.47	-	-
18	.4268	6.31	Ca	0	0	9.3	10	.12	25.73	47.32	-21.59	-	-
20	.5685	5.33	Ca	0	0	9.3	10	.12	24.75	46	-21.25	-	-
22	.7103	2.85	Ca	0	0	9.3	10	.12	22.27	46	-23.73	-	-
24	.852	1.75	Ca	0	0	9.3	10	.12	21.17	46	-24.83	-	-
13	.1793	21.59	Qp	.1	0	9.4	10	.12	41.21	-	-	64.52	-23.31
15	.285	14.08	Qp	.1	0	9.4	10	.12	33.7	-	-	60.67	-26.97
17	.4245	8.49	Qp	.1	0	9.4	10	.12	28.11	-	-	57.36	-29.25
19	.5685	8.51	Qp	0	0	9.3	10	.12	27.93	-	-	56	-28.07
21	.7103	6.81	Qp	0	0	9.3	10	.12	26.23	-	-	56	-29.77
23	.852	6.46	Qp	0	0	9.3	10	.12	25.88	-	-	56	-30.12

Qp - Quasi-Peak detector

Ca - CISPR average detection

UL LLC.
47173 Benicia Street, Fremont, CA 94538; USA. TEL:(510) 319-4000 FAX:(510) 661-0888

This report shall not be reproduced except in full, without the written approval of UL LLC.

2.2. AC POWER LINE WITH AC/DC ADAPTER

LINE 1 RESULTS

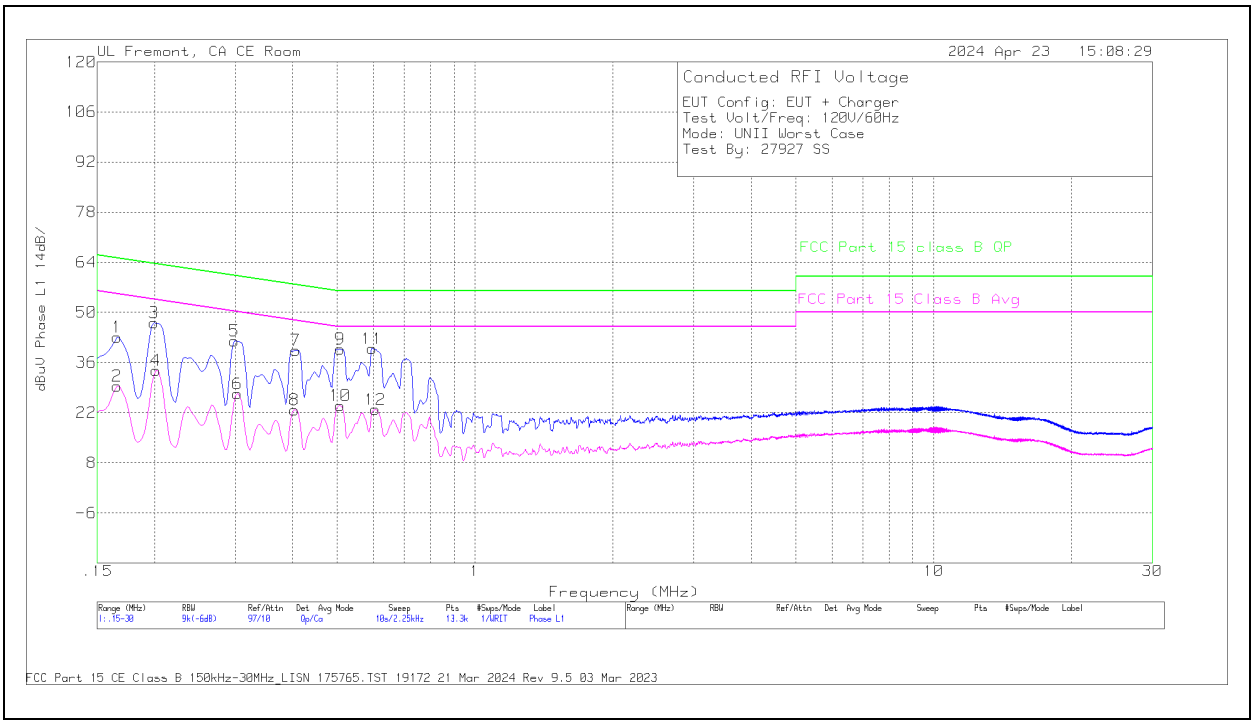

Range 1: Phase L1 .15 - 30MHz													
Marker	Frequency (MHz)	Meter Reading (dBuV)	Det	Cbl (dB)	LISN (dB)	Trns Limiter (dB)	10 dB Pad	DCCF (dB)	Corrected Reading dBuV	FCC Part 15 Class B Avg dBuV	Margin (dB)	FCC Part 15 class B QP dBuV	Margin (dB)
2	.1658	9.64	Ca	0	.1	9.5	10	.12	29.36	55.17	-25.81	-	-
4	.2018	14.24	Ca	.1	0	9.4	10	.12	33.86	53.54	-19.68	-	-
6	.303	7.61	Ca	.1	0	9.4	10	.12	27.23	50.16	-22.93	-	-
8	.4043	3.29	Ca	0	0	9.4	10	.12	22.81	47.77	-24.96	-	-
10	.5078	4.54	Ca	0	0	9.3	10	.12	23.96	46	-22.04	-	-
12	.6068	3.32	Ca	0	0	9.4	10	.12	22.84	46	-23.16	-	-
1	.1658	23.37	Qp	0	.1	9.5	10	.12	43.09	-	-	65.17	-22.08
3	.1995	27.4	Qp	.1	.1	9.4	10	.12	47.12	-	-	63.63	-16.51
5	.2985	22.47	Qp	.1	0	9.4	10	.12	42.09	-	-	60.28	-18.19
7	.4065	19.92	Qp	0	0	9.4	10	.12	39.44	-	-	57.72	-18.28
9	.5078	20.35	Qp	0	0	9.3	10	.12	39.77	-	-	56	-16.23
11	.5966	20.32	Qp	0	0	9.4	10	.12	39.84	-	-	56	-16.16

Qp - Quasi-Peak detector
Ca - CISPR average detection

UL LLC.
47173 Benicia Street, Fremont, CA 94538; USA. TEL:(510) 319-4000 FAX:(510) 661-0888
This report shall not be reproduced except in full, without the written approval of UL LLC.

LINE 2 RESULTS

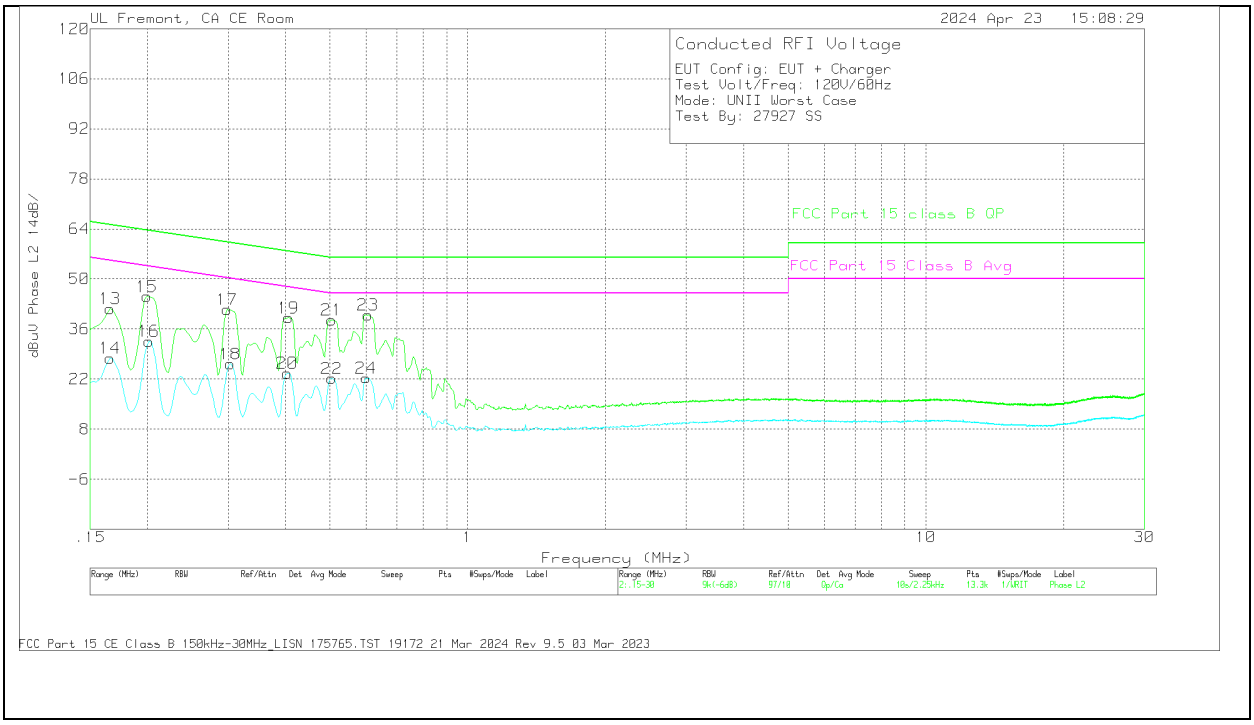

Range 2: Phase L2 .15 - 30MHz													
Marker	**Frequency (MHz)**	**Meter Reading (dBuV)**	**Det**	**Cbl (dB)**	**LISN (dB)**	**Trns Limiter (dB)**	**10 dB Pad**	**DCCF (dB)**	**Corrected Reading dBuV**	**FCC Part 15 Class B Avg dBuV**	**Margin (dB)**	**FCC Part 15 class B QP dBuV**	**Margin (dB)**
14	.1658	8.15	Ca	0	.1	9.5	10	.12	27.87	55.17	-27.3	-	-
16	.2018	12.97	Ca	.1	0	9.4	10	.12	32.59	53.54	-20.95	-	-
18	.303	6.56	Ca	.1	0	9.4	10	.12	26.18	50.16	-23.98	-	-
20	.4043	3.97	Ca	.1	0	9.4	10	.12	23.59	47.77	-24.18	-	-
22	.5055	2.72	Ca	0	0	9.3	10	.12	22.14	46	-23.86	-	-
24	.6	2.68	Ca	.1	0	9.4	10	.12	22.3	46	-23.7	-	-
13	.1658	21.98	Qp	0	.1	9.5	10	.12	41.7	-	-	65.17	-23.47
15	.1995	25.47	Qp	.1	0	9.4	10	.12	45.09	-	-	63.63	-18.54
17	.2985	21.81	Qp	.1	0	9.4	10	.12	41.43	-	-	60.28	-18.85
19	.4065	19.51	Qp	.1	0	9.4	10	.12	39.13	-	-	57.72	-18.59
21	.5055	19.11	Qp	0	0	9.3	10	.12	38.53	-	-	56	-17.47
23	.6068	20.36	Qp	.1	0	9.4	10	.12	39.98	-	-	56	-16.02

Qp - Quasi-Peak detector
Ca - CISPR average detection

UL LLC.
47173 Benicia Street, Fremont, CA 94538; USA. TEL:(510) 319-4000 FAX:(510) 661-0888
This report shall not be reproduced except in full, without the written approval of UL LLC.

3. SETUP PHOTOS:

Please refer to setup report 14982489-EP1V1

END OF TEST REPORT

UL LLC.
47173 Benicia Street, Fremont, CA 94538; USA. TEL:(510) 319-4000 FAX:(510) 661-0888

This report shall not be reproduced except in full, without the written approval of UL LLC.