RADIATED TEST REPORT

Report Number: 14982490-E11V2 & E12V2

Applicant	:	APPLE INC. 1 APPLE PARK WAY CUPERTINO, CA 95014, U.S.A.
Model	:	A3289 (Parent model) A3290, A3291(Variant models)
Brand	:	APPLE
FCC ID	:	BCG-E8693A (Parent model) BCG-E8694A, BCG-E8695A (Variant models)
IC ID	:	BCG-E8693A (Parent model) BCG-E8694A, BCG-E8695A (Variant models)
EUT Description	:	SMARTPHONE
Test Standard(s)	:	FCC 47 CFR PART 15 SUBPART E ISED RSS-248 ISSUE 2 ISED RSS-GEN ISSUE 5 + A1 + A2

Date Of Issue:
2024/08/27

Prepared by:
UL Verification Services Inc.
47173 Benicia Street
Fremont, CA 94538 U.S.A.
TEL: (510) 319-4000
FAX: (510) 661-0888

CERT #0751.05

TABLE OF CONTENTS

1. RADIATED TEST RESULTS 3

1.1. TRANSMITTER OUTSIDE 5.925 - 7.125 GHz, 1- 18GHz 5

1.1.1. 802.11be SISO SU MODE IN UNII-5 BAND – BANDEDGE 5
1.1.2. 802.11be SISO PARTIAL RU MODE IN UNII-5 BAND – BANDEDGE 8
1.1.3. 802.11be MIMO SU MODE IN UNII-5 BAND - BANDEDGE 11
1.1.4. 802.11be MIMO PARTIAL RU MODE IN UNII-5 BAND – BANDEDGE 14
1.1.5. 802.11be MIMO SU MODE IN UNII-5 BAND – SPURIOUS EMISSIONS 17
1.1.6. 802.11be MIMO MODE IN UNII-6 BAND – SPURIOUS EMISSIONS 29
1.1.7. 802.11be MIMO MODE IN UNII-7 BAND – SPURIOUS EMISSIONS 41
1.1.8. 802.11be SISO SU MODE IN UNII-8 BAND – BANDEDGE 53
1.1.9. 802.11be SISO PARTIAL RU MODE IN UNII-8 BAND – BANDEDGE 56
1.1.10. 802.11be MIMO SU MODE IN UNII-8 BAND – BANDEDGE 59
1.1.11. 802.11be MIMO PARTIAL RU MODE IN UNII-8 BAND – BANDEDGE 62
1.1.12. 802.11be MIMO MODE IN UNII-8 BAND – SPURIOUS EMISSIONS 65

1.2. WORST CASE BELOW 1 GHz 77

1.3. WORST CASE 18-26 GHz 79

1.4. WORST CASE 26-40 GHz 81

2. AC POWER LINE CONDUCTED EMISSIONS 83

2.1. EUT WITH AC ADAPTER 84

2.2. EUT WITH LAPTOP 86

3. SETUP PHOTOS 88

UL VERIFICATION SERVICES
47173 Benicia Street, Fremont, CA 94538; USA TEL:(510) 319-4000 FAX:(510) 661-0888
This report shall not be reproduced except in full, without the written approval of UL VERIFICATION SERVICES

1. RADIATED TEST RESULTS

LIMITS

FCC §15.35(b)
FCC §15.205 Restriced bands
§15.209 and FCC §15.407(b)(6) -Un-Restriced bands

RSS 248 Issue 2 section 4.6.2a

Any emissions outside of the 5.925-7.125 GHz band must not exceed an e.i.r.p. of -27dBm/MHz rms and -7dBm/MHz Peak.

General field strength limits at frequencies above 30 MHz;

Frequency Range (MHz)	Field Strength Limit (uV/m) at 3 m	Field Strength Limit (dBuV/m) at 3 m
30 - 88	100	40
88 - 216	150	43.5
216 - 960	200	46
Above 960	500	54

TEST PROCEDURE

The EUT is placed on a non-conducting table 80 cm above the ground plane for measurement below 1GHz; 1.5 m above the ground plane for measurement above 1GHz. The antenna to EUT distance is 3 meters. The EUT is configured in accordance with ANSI C63.10. The EUT is set to transmit in a continuous mode.

For measurements below 1 GHz the resolution bandwidth is set to 100 kHz for peak detection measurements or 120 kHz for quasi-peak detection measurements. Peak detection is used unless otherwise noted as quasi-peak.

For pre-scans above 1 GHz the resolution bandwidth is set to 1 MHz; the video bandwidth is set to 30 KHz for peak measurements.

For final measurements above 1 GHz the resolution bandwidth is set to 1 MHz; the video bandwidth is set to 3 MHz for peak measurements and as applicable for average measurements.

The spectrum from 30 MHz to 1GHz and 18GHz to 40 GHz is investigated with the transmitter set to transmit at the channel with highest output power as worst-case scenario. 1GHz to 18GHz was set to the lowest, middle, and highest channels in the 6 GHz bands.

The frequency range of interest is monitored at a fixed antenna height and EUT azimuth. The EUT is rotated through 360 degrees to maximize emissions received. The antenna is scanned from 1 to 4 meters above the ground plane to further maximize the emission. Measurements are made with the antenna polarized in both the vertical and the horizontal positions.

UL VERIFICATION SERVICES
47173 Benicia Street, Fremont, CA 94538; USA TEL:(510) 319-4000 FAX:(510) 661-0888
This report shall not be reproduced except in full, without the written approval of UL VERIFICATION SERVICES

KDB 414788 Open Field Site (OFS) and Chamber Correlation Justification

OFS and chamber correlation testing had been performed and chamber measured test result is the worst-case test result.

Note: The limits in CFR 47, Part 15, Subpart C, paragraph 15.209(a), are identical to those in RSS-Gen section 8.9, Table 6, since the measurements are performed in terms of magnetic field strength and converted to electric field strength levels (as reported in the table), using the free space impedance of 377 Ohms. For example, the measurement at frequency X kHz resulted in a level of Y dBuV/m, which is equivalent to Y – 51.5 = Z dBuA/m, which has the same margin, W dB, to the corresponding RSS-Gen Table 6 limit as it has to 15.209(a) limit.

RESULTS

The plots in these sections are for reference settings only for different bandwidth and different antenna ports.

Note: Ant 0=Ant6

UL VERIFICATION SERVICES
47173 Benicia Street, Fremont, CA 94538; USA TEL:(510) 319-4000 FAX:(510) 661-0888
This report shall not be reproduced except in full, without the written approval of UL VERIFICATION SERVICES

1.1. TRANSMITTER OUTSIDE 5.925 - 7.125 GHz, 1- 18GHz

1.1.1. 802.11be SISO SU MODE IN UNII-5 BAND – BANDEDGE

UNII-5 (SISO)	Channel Frequency (MHz)	Ant. #	Frequency (GHz)	Meter Reading (dBuV)	Det	AF (dB/m)	Conversion Factor (dB)	DCCF (dB)	Gain/Loss (dB)	Correct Reading EIRP (dBm)	Avg Limit (dBm)	Avg Margin (dB)	Pk Limit (dBm)	Pk Margin (dB)	Azimuth (Degs)	Height (cm)	Polarity
EHT20 (SU Mode)	5955	6	5.911535	-78.69	RMS	35.2	11.8	0.56	-15.5	-46.63	-27	-19.63	-	-	260	162	H
			5.922935	-67.01	Pk	35.2	11.8	0	-15.5	-35.51	-	-	-7	-28.51	260	162	H
			5.925	-68.17	Pk	35.2	11.8	0	-15.5	-36.67	-	-	-7	-29.67	260	162	H
			5.925	-79.09	RMS	35.2	11.8	0.56	-15.5	-47.03	-27	-20.03	-	-	260	162	H
			5.924668	-64.26	Pk	35.2	11.8	0	-15.5	-32.76	-	-	-7	-25.76	74	161	V
			5.924935	-77.69	RMS	35.2	11.8	0.56	-15.5	-45.63	-27	-18.63	-	-	74	161	V
			5.925	-65.3	Pk	35.2	11.8	0	-15.5	-33.8	-	-	-7	-26.8	74	161	V
			5.925	-78.07	RMS	35.2	11.8	0.56	-15.5	-46.01	-27	-19.01	-	-	74	161	V
		5	5.925	-38.31	Pk	35.2	11.8	0	-37.73	-29.04	-	-	-7	-22.04	322	113	H
			5.924935	-38.35	Pk	35.2	11.8	0	-37.73	-29.08	-	-	-7	-22.08	322	113	H
			5.925	-53.92	RMS	35.2	11.8	0.56	-37.73	-44.09	-27	-17.09	-	-	322	113	H
			5.924802	-53.12	RMS	35.2	11.8	0.56	-37.73	-43.29	-27	-16.29	-	-	322	113	H
			5.925	-40.72	Pk	35.2	11.8	0	-37.73	-31.45	-	-	-7	-24.45	283	113	V
			5.924935	-40.24	Pk	35.2	11.8	0	-37.73	-30.97	-	-	-7	-23.97	283	113	V
			5.925	-55.93	RMS	35.2	11.8	0.56	-37.73	-46.1	-27	-19.1	-	-	283	113	V
			5.924202	-55.88	RMS	35.2	11.8	0.56	-37.71	-46.03	-27	-19.03	-	-	283	113	V
EHT40 (SU Mode)	5965	6	5.924068	-28.13	Pk	35.1	11.8	0	-36.05	-17.28	-	-	-7	-10.28	32	296	H
			5.924602	-45.14	RMS	35.1	11.8	0.61	-36.04	-33.67	-27	-6.67	-	-	32	296	H
			5.925	-30.12	Pk	35.1	11.8	0	-36.04	-19.26	-	-	-7	-12.26	32	296	H
			5.925	-45.93	RMS	35.1	11.8	0.61	-36.04	-34.46	-27	-7.46	-	-	32	296	H
			5.924868	-35.34	Pk	35.1	11.8	0	-36.04	-24.48	-	-	-7	-17.48	345	165	V
			5.924935	-50.74	RMS	35.1	11.8	0.61	-36.04	-39.27	-27	-12.27	-	-	345	165	V
			5.925	-35.42	Pk	35.1	11.8	0	-36.04	-24.56	-	-	-7	-17.56	345	165	V
			5.925	-52.01	RMS	35.1	11.8	0.61	-36.04	-40.54	-27	-13.54	-	-	345	165	V
		5	5.925	-30.91	Pk	35.2	11.8	0	-37.73	-21.64	-	-	-7	-14.64	206	131	H
			5.924535	-30.36	Pk	35.2	11.8	0	-37.72	-21.08	-	-	-7	-14.08	206	131	H
			5.925	-47.12	RMS	35.2	11.8	0.61	-37.73	-37.24	-27	-10.24	-	-	206	131	H
			5.924468	-47.1	RMS	35.2	11.8	0.61	-37.72	-37.21	-27	-10.21	-	-	206	131	H
			5.925	-33.98	Pk	35.2	11.8	0	-37.73	-24.71	-	-	-7	-17.71	99	110	V
			5.924535	-33.49	Pk	35.2	11.8	0	-37.72	-24.21	-	-	-7	-17.21	99	110	V
			5.925	-50.97	RMS	35.2	11.8	0.61	-37.73	-41.09	-27	-14.09	-	-	99	110	V
			5.924135	-50.22	RMS	35.2	11.8	0.61	-37.71	-40.32	-27	-13.32	-	-	99	110	V
EHT80 (SU Mode)	5985	6	5.921668	-27.3	Pk	35	11.8	0	-36.06	-16.56	-	-	-7	-9.56	28	199	H
			5.924335	-42.59	RMS	35.1	11.8	0.58	-36.05	-31.16	-27	-4.16	-	-	28	199	H
			5.925	-27.63	Pk	35.1	11.8	0	-36.04	-16.77	-	-	-7	-9.77	28	199	H
			5.925	-43.88	RMS	35.1	11.8	0.58	-36.04	-32.44	-27	-5.44	-	-	28	199	H
			5.920468	-52.39	RMS	35	11.8	0.58	-36.05	-41.06	-27	-14.06	-	-	334	103	V
			5.924802	-37.66	Pk	35.1	11.8	0	-36.04	-26.8	-	-	-7	-19.8	334	103	V
			5.925	-38.08	Pk	35.1	11.8	0	-36.04	-27.22	-	-	-7	-20.22	334	103	V
			5.925	-53.13	RMS	35.1	11.8	0.58	-36.04	-41.69	-27	-14.69	-	-	334	103	V
		5	5.925	-34.23	Pk	35.2	11.8	0	-37.73	-24.96	-	-	-7	-17.96	142	119	H
			5.918868	-30.25	Pk	35.2	11.8	0	-37.72	-20.97	-	-	-7	-13.97	142	119	H
			5.925	-48.28	RMS	35.2	11.8	0.58	-37.73	-38.43	-27	-11.43	-	-	142	119	H
			5.924402	-47.01	RMS	35.2	11.8	0.58	-37.72	-37.15	-27	-10.15	-	-	142	119	H
			5.925	-37.58	Pk	35.2	11.8	0	-37.73	-28.31	-	-	-7	-21.31	104	112	V
			5.918335	-34.06	Pk	35.2	11.8	0	-37.73	-24.79	-	-	-7	-17.79	104	112	V
			5.925	-51.7	RMS	35.2	11.8	0.58	-37.73	-41.85	-27	-14.85	-	-	104	112	V
			5.923335	-50.67	RMS	35.2	11.8	0.58	-37.72	-40.81	-27	-13.81	-	-	104	112	V
EHT160 (SU Mode)	6025	6	5.909801	-27.29	Pk	35	11.8	0	-36.13	-16.62	-	-	-7	-9.62	35	205	H
			5.910601	-41.55	RMS	35	11.8	0.67	-36.12	-30.2	-27	-3.2	-	-	35	205	H
			5.925	-30.26	Pk	35.1	11.8	0	-36.04	-19.4	-	-	-7	-12.4	35	205	H
			5.925	-45.19	RMS	35.1	11.8	0.67	-36.04	-33.66	-27	-6.66	-	-	35	205	H
			5.910201	-48.61	RMS	35	11.8	0.67	-36.13	-37.27	-27	-10.27	-	-	347	159	V
			5.921601	-35.71	Pk	35	11.8	0	-36.06	-24.97	-	-	-7	-17.97	347	159	V
			5.925	-37.82	Pk	35.1	11.8	0	-36.04	-26.96	-	-	-7	-19.96	347	159	V
			5.925	-53.62	RMS	35.1	11.8	0.67	-36.04	-42.09	-27	-15.09	-	-	347	159	V
		5	5925	-33.96	Pk	35.2	11.8	0	-36.76	-23.72	-	-	-7	-16.72	20	109	H
			5916.935	-32.42	Pk	35.2	11.8	0	-36.77	-22.19	-	-	-7	-15.19	20	109	H
			5925	-50.81	RMS	35.2	11.8	0.67	-36.76	-39.9	-27	-12.9	-	-	20	109	H
			5912.268	-45.94	RMS	35.2	11.8	0.67	-36.74	-35.01	-27	-8.01	-	-	20	109	H
			5925	-38.12	Pk	35.2	11.8	0	-36.76	-27.88	-	-	-7	-20.88	288	126	V
			5912.135	-36.59	Pk	35.2	11.8	0	-36.74	-26.33	-	-	-7	-19.33	288	126	V
			5925	-54.71	RMS	35.2	11.8	0.67	-36.76	-43.8	-27	-16.8	-	-	288	126	V
			5922.468	-51.82	RMS	35.2	11.8	0.67	-36.75	-40.9	-27	-13.9	-	-	288	126	V

* - indicates frequency in CFR47 Pt 15 / IC RSS-Restricted Band
Pk - Peak detector
RMS - RMS detection

UL VERIFICATION SERVICES
47173 Benicia Street, Fremont, CA 94538; USA TEL:(510) 319-4000 FAX:(510) 661-0888
This report shall not be reproduced except in full, without the written approval of UL VERIFICATION SERVICES

1TX Antenna 6 MODE: SU

BANDEDGE (LOW CHANNEL / 5955MHz)
HORIZONTAL RESULT

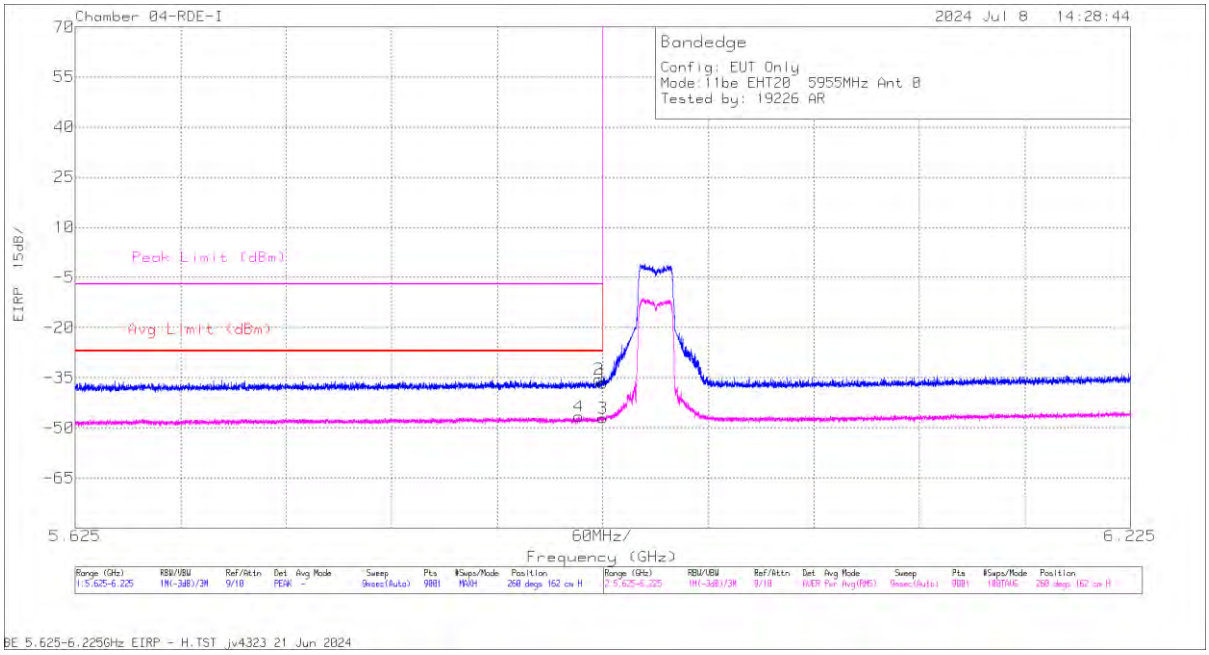

Marker	Frequency (GHz)	Meter Reading (dBm)	Det	84797 ACF (dB/m)	CBL AMP Pad(dB)	Conversion Factor (dB)	DCCF (dB)	Corrected Reading EIRP (dBm)	Avg Limit (dBm)	RMS Margin (dB)	Peak Limit (dBm)	PK Margin (dB)	Azimuth (Degs)	Height (cm)	Polarity
4	5.911535	-78.69	RMS	35.2	-15.5	11.8	0.56	-46.63	-27	-19.63	-	-	260	162	H
2	5.922935	-67.01	Pk	35.2	-15.5	11.8	0	-35.51	-	-	-7	-28.51	260	162	H
1	5.925	-68.17	Pk	35.2	-15.5	11.8	0	-36.67	-	-	-7	-29.67	260	162	H
3	5.925	-79.09	RMS	35.2	-15.5	11.8	0.56	-47.03	-27	-20.03	-	-	260	162	H

Pk - Peak detector
RMS - RMS detection

UL VERIFICATION SERVICES
47173 Benicia Street, Fremont, CA 94538; USA TEL:(510) 319-4000 FAX:(510) 661-0888
This report shall not be reproduced except in full, without the written approval of UL VERIFICATION SERVICES

VERTICAL RESULT

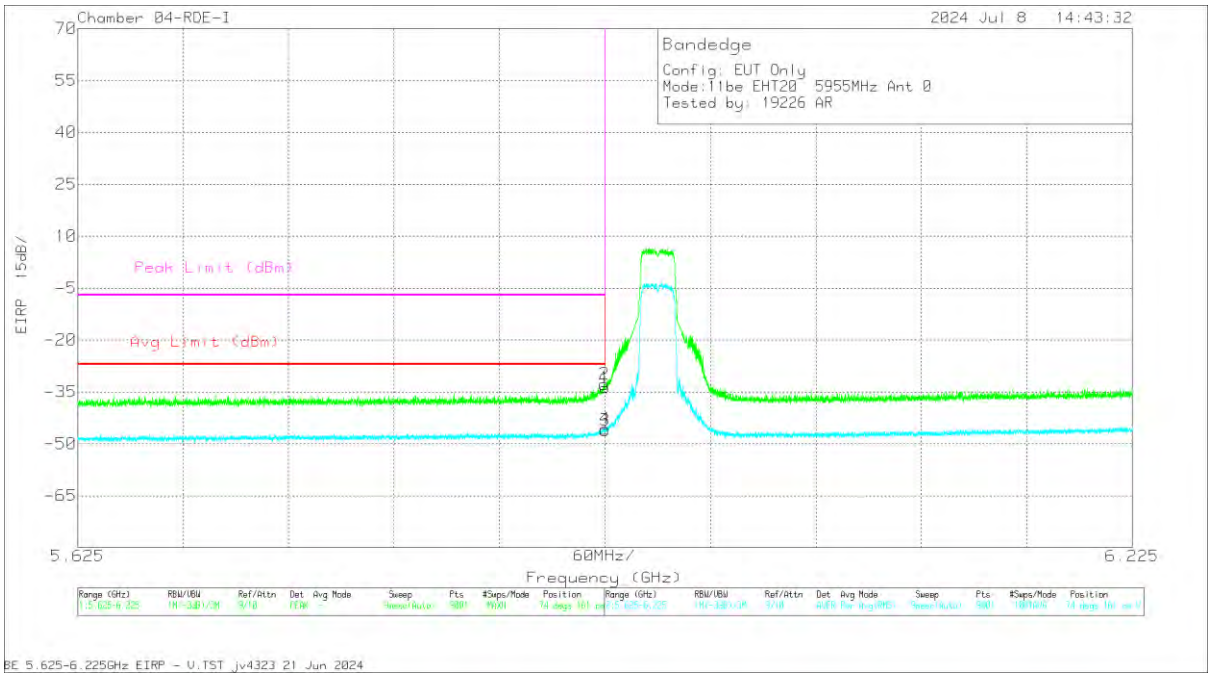

Marker	Frequency (GHz)	Meter Reading (dBm)	Det	84797 ACF (dB/m)	CBL AMP Pad(dB)	Conversion Factor (dB)	DCCF (dB)	Corrected Reading EIRP (dBm)	Avg Limit (dBm)	RMS Margin (dB)	Peak Limit (dBm)	PK Margin (dB)	Azimuth (Degs)	Height (cm)	Polarity
2	5.924668	-64.26	Pk	35.2	-15.5	11.8	0	-32.76	-	-	-7	-25.76	74	161	V
4	5.924935	-77.69	RMS	35.2	-15.5	11.8	0.56	-45.63	-27	-18.63	-	-	74	161	V
1	5.925	-65.3	Pk	35.2	-15.5	11.8	0	-33.8	-	-	-7	-26.8	74	161	V
3	5.925	-78.07	RMS	35.2	-15.5	11.8	0.56	-46.01	-27	-19.01	-	-	74	161	V

Pk - Peak detector
RMS - RMS detection

UL VERIFICATION SERVICES
47173 Benicia Street, Fremont, CA 94538; USA TEL:(510) 319-4000 FAX:(510) 661-0888
This report shall not be reproduced except in full, without the written approval of UL VERIFICATION SERVICES

1.1.2. 802.11be SISO PARTIAL RU MODE IN UNII-5 BAND – BANDEDGE

UNII-5 (SISO)	Channel Frequency (MHz)	Ant. #	Frequency (GHz)	Meter Reading (dBuV)	Det	AF (dB/m)	Conversion Factor (dB)	DCCF (dB)	Gain/Loss (dB)	Correct Reading EIRP (dBm)	Avg Limit (dBm)	Avg Margin (dB)	Pk Limit (dBm)	Pk Margin (dB)	Azimuth (Degs)	Height (cm)	Polarity
EHT20 (106+26T / Index 82)	5955	6	5.923068	-60.08	Pk	35.2	11.8	0.33	-15.5	-28.25	-	-	-7	-21.58	314	174	H
			5.924335	-77.38	RMS	35.2	11.8	0	-15.5	-45.88	-27	-18.88	-	-	314	174	H
			5.925	-61.26	Pk	35.2	11.8	0	-15.5	-29.76	-	-	-7	-22.76	314	174	H
			5.925	-77.7	RMS	35.2	11.8	0.33	-15.5	-45.87	-27	-18.87	-	-	314	174	H
			5.910668	-78.7	RMS	35.2	11.8	0.33	-15.5	-46.87	-27	-19.87	-	-	263	153	V
			5.923668	-65.3	Pk	35.2	11.8	0	-15.5	-33.8	-	-	-7	-26.8	263	153	V
			5.925	-67.62	Pk	35.2	11.8	0	-15.5	-36.12	-	-	-7	-29.12	263	153	V
			5.925	-79.9	RMS	35.2	11.8	0.33	-15.5	-48.07	-27	-21.07	-	-	263	153	V
		5	5.925	-39.88	Pk	35.2	11.8	0	-37.73	-30.61	-	-	-7	-23.61	133	113	H
			5.924268	-38.18	Pk	35.2	11.8	0	-37.72	-28.9	-	-	-7	-21.9	133	113	H
			5.925	-52.97	RMS	35.2	11.8	0.33	-37.73	-43.37	-27	-16.37	-	-	133	113	H
			5.924935	-53.12	RMS	35.2	11.8	0.33	-37.73	-43.52	-27	-16.52	-	-	133	113	H
			5.925	-42.65	Pk	35.2	11.8	0	-37.73	-33.38	-	-	-7	-26.38	96	169	V
			5.920868	-41.96	Pk	35.2	11.8	0	-37.72	-32.68	-	-	-7	-25.68	96	169	V
			5.925	-57.15	RMS	35.2	11.8	0.33	-37.73	-47.55	-27	-20.55	-	-	96	169	V
			5.924535	-56.21	RMS	35.2	11.8	0.33	-37.72	-46.6	-27	-19.6	-	-	96	169	V
EHT40 (52T / Index 37)	5965	6	5.923468	-32.82	Pk	35.1	11.8	0	-37.72	-23.64	-	-	-7	-16.64	194	166	H
			5.923668	-55.13	RMS	35.1	11.8	0.56	-37.71	-45.38	-27	-18.38	-	-	194	166	H
			5.925	-33.93	Pk	35.1	11.8	0	-37.73	-24.76	-	-	-7	-17.76	194	166	H
			5.925	-57.29	RMS	35.1	11.8	0.56	-37.73	-47.56	-27	-20.56	-	-	194	166	H
			5.924535	-42.01	Pk	35.1	11.8	0	-37.72	-32.83	-	-	-7	-25.83	135	173	V
			5.924868	-59.03	RMS	35.1	11.8	0.56	-37.73	-49.3	-27	-22.3	-	-	135	173	V
			5.925	-44.82	Pk	35.1	11.8	0	-37.73	-35.65	-	-	-7	-28.65	135	173	V
			5.925	-59.94	RMS	35.1	11.8	0.56	-37.73	-50.21	-27	-23.21	-	-	135	173	V
		5	5.925	-33.25	Pk	35.2	11.8	0	-37.73	-23.98	-	-	-7	-16.98	204	121	H
			5.924135	-33.03	Pk	35.2	11.8	0	-37.71	-23.74	-	-	-7	-16.74	204	121	H
			5.925	-55.35	RMS	35.2	11.8	0.56	-37.73	-45.52	-27	-18.52	-	-	204	121	H
			5.923135	-53.89	RMS	35.2	11.8	0.56	-37.72	-44.05	-27	-17.05	-	-	204	121	H
			5.925	-36.85	Pk	35.2	11.8	0	-37.73	-27.58	-	-	-7	-20.58	100	143	V
			5.924602	-35.46	Pk	35.2	11.8	0	-37.72	-26.18	-	-	-7	-19.18	100	143	V
			5.925	-57.28	RMS	35.2	11.8	0.56	-37.73	-47.45	-27	-20.45	-	-	100	143	V
			5.923801	-55.76	RMS	35.2	11.8	0.56	-37.71	-45.91	-27	-18.91	-	-	100	143	V

* - indicates frequency in CFR47 Pt 15 / IC RSS-Restricted Band
Pk - Peak detector
RMS - RMS detection

UNII-5 (SISO)	Channel Frequency (MHz)	Ant. #	Frequency (GHz)	Meter Reading (dBuV)	Det	AF (dB/m)	Conversion Factor (dB)	DCCF (dB)	Gain/Loss (dB)	Correct Reading EIRP (dBm)	Avg Limit (dBm)	Avg Margin (dB)	Pk Limit (dBm)	Pk Margin (dB)	Azimuth (Degs)	Height (cm)	Polarity
EHT80 (242T / Index 61)	5985	6	5.924002	-44.09	RMS	35.1	11.8	0.66	-36.05	-32.58	-27	-5.58	-	-	126	189	H
			5.924335	-24.18	Pk	35.1	11.8	0	-36.05	-13.33	-	-	-7	-6.33	126	189	H
			5.925	-24.29	Pk	35.1	11.8	0	-36.04	-13.43	-	-	-7	-6.43	126	189	H
			5.925	-46.94	RMS	35.1	11.8	0.66	-36.04	-35.42	-27	-8.42	-	-	126	189	H
			5.922801	-51.13	RMS	35	11.8	0.66	-36.05	-39.72	-27	-12.72	-	-	64	170	V
			5.924002	-32.66	Pk	35.1	11.8	0	-36.05	-21.81	-	-	-7	-14.81	64	170	V
			5.925	-32.96	Pk	35.1	11.8	0	-36.04	-22.1	-	-	-7	-15.1	64	170	V
			5.925	-51.48	RMS	35.1	11.8	0.66	-36.04	-39.96	-27	-12.96	-	-	64	170	V
		5	5.925	-38.14	Pk	35.2	11.8	0	-37.73	-28.87	-	-	-7	-21.87	326	113	H
			5.921001	-36.02	Pk	35.2	11.8	0	-37.72	-26.74	-	-	-7	-19.74	326	113	H
			5.925	-55.29	RMS	35.2	11.8	0.66	-37.73	-45.36	-27	-18.36	-	-	326	113	H
			5.922001	-53.58	RMS	35.2	11.8	0.66	-37.73	-43.65	-27	-16.65	-	-	326	113	H
			5.925	-42	Pk	35.2	11.8	0	-37.73	-32.73	-	-	-7	-25.73	282	105	V
			5.921335	-38.83	Pk	35.2	11.8	0	-37.72	-29.55	-	-	-7	-22.55	282	105	V
			5.925	-57.52	RMS	35.2	11.8	0.66	-37.73	-47.59	-27	-20.59	-	-	282	105	V
			5.924335	-56.17	RMS	35.2	11.8	0.66	-37.72	-46.23	-27	-19.23	-	-	282	105	V
EHT160 (106T / Index 53)	6025	6	5.917601	-41.41	RMS	35	11.8	0.58	-36.03	-30.06	-27	-3.06	-	-	38	171	H
			5.920601	-28.66	Pk	35	11.8	0	-36.06	-17.92	-	-	-7	-10.92	38	171	H
			5.925	-30.77	Pk	35.1	11.8	0	-36.04	-19.91	-	-	-7	-12.91	38	171	H
			5.925	-45.59	RMS	35.1	11.8	0.58	-36.04	-34.15	-27	-7.15	-	-	38	171	H
			5.924868	-39.91	Pk	35.1	11.8	0	-36.04	-29.05	-	-	-7	-22.05	351	120	V
			5.924935	-60.07	RMS	35.1	11.8	0.58	-36.04	-48.63	-27	-21.63	-	-	351	120	V
			5.925	-39.81	Pk	35.1	11.8	0	-36.04	-28.95	-	-	-7	-21.95	351	120	V
			5.925	-61.65	RMS	35.1	11.8	0.58	-36.04	-50.21	-27	-23.21	-	-	351	120	V
		5	5925	-37.06	Pk	35.2	11.8	0	-36.16	-26.22	-	-	-7	-19.22	52	127	H
			5924.735	-36.73	Pk	35.2	11.8	0	-36.16	-25.89	-	-	-7	-18.89	52	127	H
			5925	-62.19	RMS	35.2	11.8	0.58	-36.16	-50.77	-27	-23.77	-	-	52	127	H
			5924.602	-57.44	RMS	35.2	11.8	0.58	-36.16	-46.02	-27	-19.02	-	-	52	127	H
			5925	-39.49	Pk	35.2	11.8	0	-36.16	-28.65	-	-	-7	-21.65	312	132	V
			5924.868	-38.86	Pk	35.2	11.8	0	-36.16	-28.02	-	-	-7	-21.02	312	132	V
			5925	-61.5	RMS	35.2	11.8	0.58	-36.16	-50.08	-27	-23.08	-	-	312	132	V
			5922.868	-58.91	RMS	35.2	11.8	0.58	-36.16	-47.49	-27	-20.49	-	-	312	132	V

* - indicates frequency in CFR47 Pt 15 / IC RSS-Restricted Band
Pk - Peak detector
RMS - RMS detection

UL VERIFICATION SERVICES
47173 Benicia Street, Fremont, CA 94538; USA TEL:(510) 319-4000 FAX:(510) 661-0888
This report shall not be reproduced except in full, without the written approval of UL VERIFICATION SERVICES

1TX Antenna 6 MODE: 106+26-Tones, RU Index 82

BANDEDGE (LOW CHANNEL 20MHz / 5955MHz)
HORIZONTAL RESULT

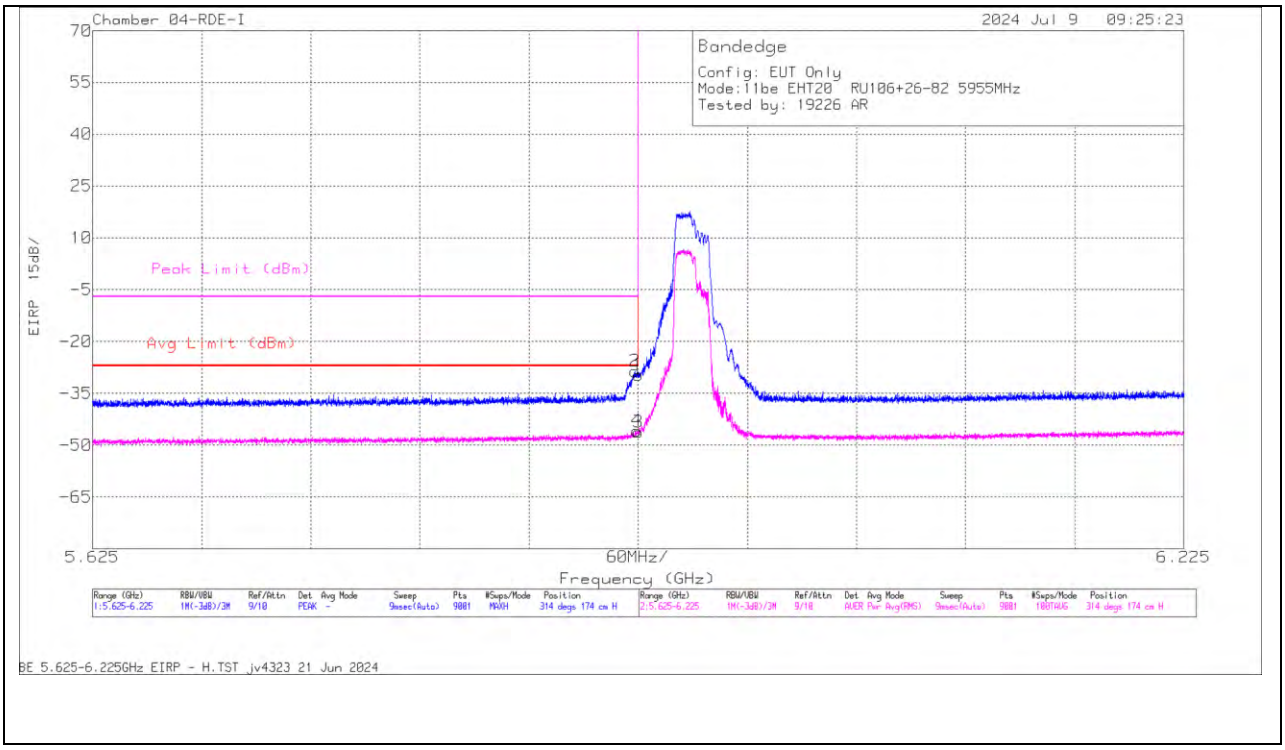

Marker	Frequency (GHz)	Meter Reading (dBm)	Det	84797 ACF (dB/m)	CBL AMP Pad(dB)	Conversion Factor (dB)	DCCF (dB)	Corrected Reading EIRP (dBm)	Avg Limit (dBm)	RMS Margin (dB)	Peak Limit (dBm)	PK Margin (dB)	Azimuth (Degs)	Height (cm)	Polarity
2	5.923068	-60.08	Pk	35.2	-15.5	11.8	0.33	-28.25	-	-	-7	-21.58	314	174	H
4	5.924335	-77.38	RMS	35.2	-15.5	11.8	0	-45.88	-27	-18.88	-	-	314	174	H
1	5.925	-61.26	Pk	35.2	-15.5	11.8	0	-29.76	-	-	-7	-22.76	314	174	H
3	5.925	-77.7	RMS	35.2	-15.5	11.8	0.33	-45.87	-27	-18.87	-	-	314	174	H

Pk - Peak detector
RMS - RMS detection

UL VERIFICATION SERVICES
47173 Benicia Street, Fremont, CA 94538; USA TEL:(510) 319-4000 FAX:(510) 661-0888
This report shall not be reproduced except in full, without the written approval of UL VERIFICATION SERVICES

VERTICAL RESULT

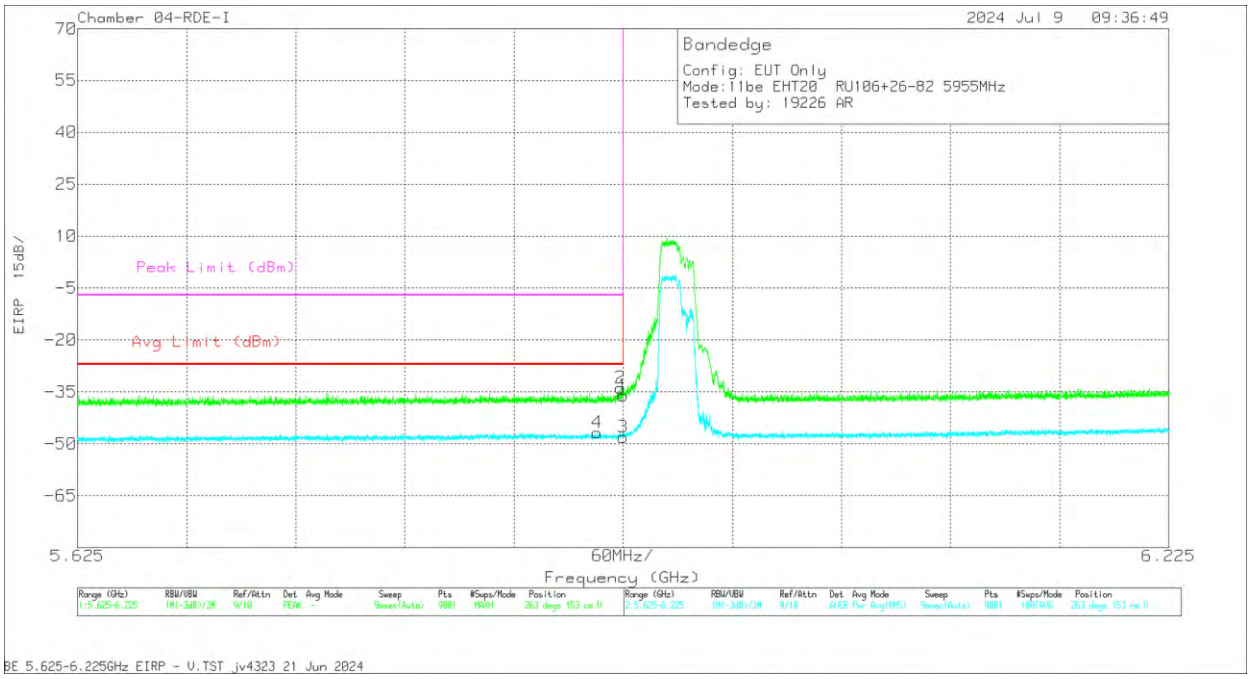

Marker	Frequency (GHz)	Meter Reading (dBm)	Det	84797 ACF (dB/m)	CBL AMP Pad(dB)	Conversion Factor (dB)	DCCF (dB)	Corrected Reading EIRP (dBm)	Avg Limit (dBm)	RMS Margin (dB)	Peak Limit (dBm)	PK Margin (dB)	Azimuth (Degs)	Height (cm)	Polarity
4	5.910668	-78.7	RMS	35.2	-15.5	11.8	0.33	-46.87	-27	-19.87	-	-	263	153	V
2	5.923668	-65.3	Pk	35.2	-15.5	11.8	0	-33.8	-	-	-7	-26.8	263	153	V
1	5.925	-67.62	Pk	35.2	-15.5	11.8	0	-36.12	-	-	-7	-29.12	263	153	V
3	5.925	-79.9	RMS	35.2	-15.5	11.8	0.33	-48.07	-27	-21.07	-	-	263	153	V

Pk - Peak detector
RMS - RMS detection

UL VERIFICATION SERVICES
47173 Benicia Street, Fremont, CA 94538; USA TEL:(510) 319-4000 FAX:(510) 661-0888
This report shall not be reproduced except in full, without the written approval of UL VERIFICATION SERVICES

1.1.3. 802.11be MIMO SU MODE IN UNII-5 BAND - BANDEDGE

UNII-5 (MIMO CDD)	Channel Frequency (MHz)	Ant. #	Frequency (GHz)	Meter Reading (dBuV)	Det	AF (dB/m)	Conversion Factor (dB)	DCCF (dB)	Gain/Loss (dB)	Correct Reading EIRP (dBm)	Avg Limit (dBm)	Avg Margin (dB)	Pk Limit (dBm)	Pk Margin (dB)	Azimuth (Degs)	Height (cm)	Polarity
EHT20 (SU Mode)	5955	6 + 5	5.924535	-56.32	Pk	35.2	11.8	0	-15.5	-24.82	-	-	-7	-17.82	317	169	H
			5.924602	-71.92	RMS	35.2	11.8	0.56	-15.5	-39.86	-27	-12.86	-	-	317	169	H
			5.925000	-57.22	Pk	35.2	11.8	0	-15.5	-25.72	-	-	-7	-18.72	317	169	H
			5.925000	-72.75	RMS	35.2	11.8	0.56	-15.5	-40.69	-27	-13.69	-	-	317	169	H
			5.923535	-63.14	Pk	35.2	11.8	0	-15.5	-31.64	-	-	-7	-24.64	226	153	V
			5.923935	-76.96	RMS	35.2	11.8	0.56	-15.5	-44.9	-27	-17.9	-	-	226	153	V
			5.925000	-66.38	Pk	35.2	11.8	0	-15.5	-34.88	-	-	-7	-27.88	226	153	V
			5.925000	-78.21	RMS	35.2	11.8	0.56	-15.5	-46.15	-27	-19.15	-	-	226	153	V
EHT40 (SU Mode)	5965	6 + 5	5.923535	-23.96	Pk	35.1	11.8	0	-37.71	-14.77	-	-	-7	-7.77	200	153	H
			5.924135	-39.53	RMS	35.1	11.8	0.61	-37.71	-29.73	-27	-2.73	-	-	200	153	H
			5.925000	-25.24	Pk	35.1	11.8	0	-37.73	-16.07	-	-	-7	-9.07	200	153	H
			5.925000	-42.01	RMS	35.1	11.8	0.61	-37.73	-32.23	-27	-5.23	-	-	200	153	H
			5.923935	-32.77	Pk	35.1	11.8	0	-37.71	-23.58	-	-	-7	-16.58	116	160	V
			5.924202	-49.39	RMS	35.1	11.8	0.61	-37.71	-39.59	-27	-12.59	-	-	116	160	V
			5.925000	-35.36	Pk	35.1	11.8	0	-37.73	-26.19	-	-	-7	-19.19	116	160	V
			5.925000	-53.14	RMS	35.1	11.8	0.61	-37.73	-43.36	-27	-16.36	-	-	116	160	V
EHT80 (SU Mode)	5985	6 + 5	5.920735	-41.17	RMS	35	11.8	0.58	-36.06	-29.85	-27	-2.85	-	-	122	107	H
			5.921001	-26.3	Pk	35	11.8	0	-36.06	-15.56	-	-	-7	-8.56	122	107	H
			5.925000	-28.01	Pk	35.1	11.8	0	-36.04	-17.15	-	-	-7	-10.15	122	107	H
			5.925000	-42.02	RMS	35.1	11.8	0.58	-36.04	-30.58	-27	-3.58	-	-	122	107	H
			5.920468	-49.13	RMS	35	11.8	0.58	-36.05	-37.8	-27	-10.8	-	-	313	160	V
			5.923135	-34.55	Pk	35	11.8	0	-36.05	-23.8	-	-	-7	-16.8	313	160	V
			5.925000	-36.27	Pk	35.1	11.8	0	-36.04	-25.41	-	-	-7	-18.41	313	160	V
			5.925000	-50.79	RMS	35.1	11.8	0.58	-36.04	-39.35	-27	-12.35	-	-	313	160	V
EHT160 (SU Mode)	6025	6 + 5	5.912268	-27.42	Pk	35	11.8	0	-36.09	-16.71	-	-	-7	-9.71	75	254	H
			5.922735	-41.73	RMS	35	11.8	0.67	-36.05	-30.31	-27	-3.31	-	-	75	254	H
			5.925000	-32.96	Pk	35.1	11.8	0	-36.04	-22.1	-	-	-7	-15.1	75	254	H
			5.925000	-49.57	RMS	35.1	11.8	0.67	-36.04	-38.04	-27	-11.04	-	-	75	254	H
			5.909268	-49.33	RMS	35	11.8	0.67	-36.14	-38	-27	-11	-	-	289	246	V
			5.913668	-36.04	Pk	35	11.8	0	-36.06	-25.3	-	-	-7	-18.3	289	246	V
			5.925000	-40.74	Pk	35.1	11.8	0	-36.04	-29.88	-	-	-7	-22.88	289	246	V
			5.925000	-52.67	RMS	35.1	11.8	0.67	-36.04	-41.14	-27	-14.14	-	-	289	246	V

* - indicates frequency in CFR47 Pt 15 / IC RSS-Restricted Band
Pk - Peak detector
RMS - RMS detection

UL VERIFICATION SERVICES
47173 Benicia Street, Fremont, CA 94538; USA TEL:(510) 319-4000 FAX:(510) 661-0888
This report shall not be reproduced except in full, without the written approval of UL VERIFICATION SERVICES

2TX Antenna 6 + Antenna 5 OFDMA MODE: SU Mode

BANDEDGE (LOW CHANNEL / 5955MHz)
HORIZONTAL RESULT

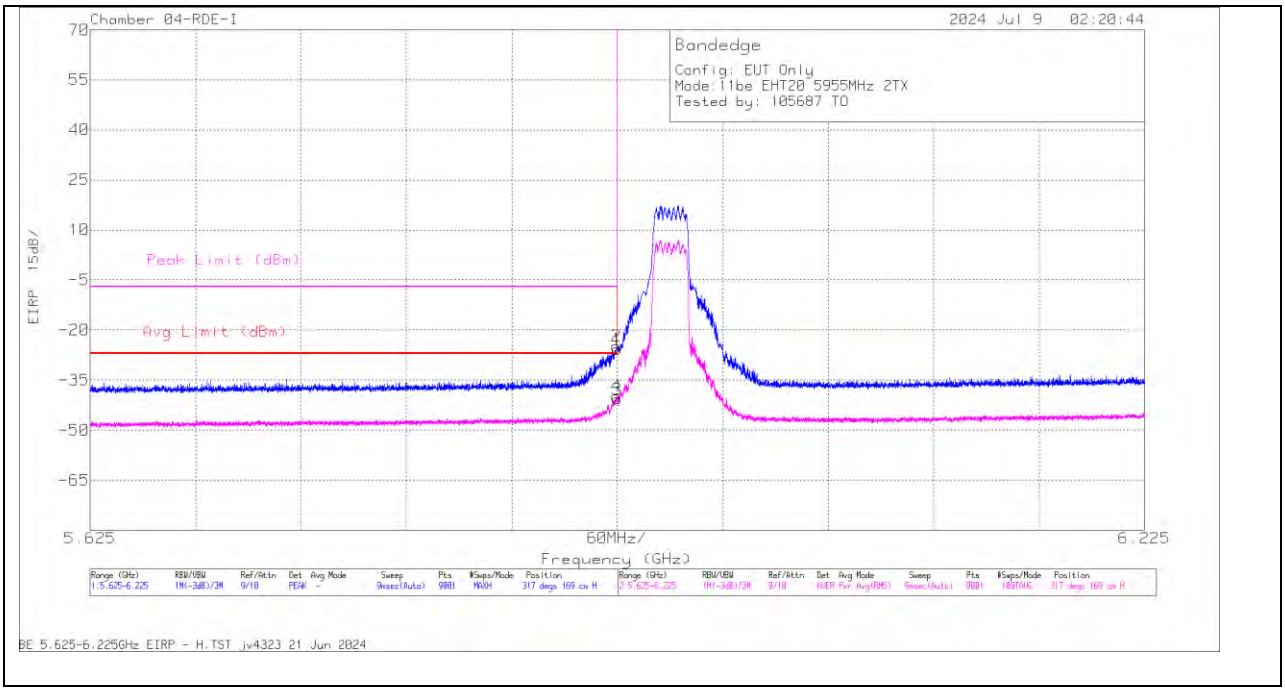

Marker	Frequency (GHz)	Meter Reading (dBm)	Det	84797 ACF (dB/m)	CBL AMP Pad(dB)	Conversion Factor (dB)	DCCF (dB)	Corrected Reading EIRP (dBm)	Avg Limit (dBm)	RMS Margin (dB)	Peak Limit (dBm)	PK Margin (dB)	Azimuth (Degs)	Height (cm)	Polarity
2	5.924535	-56.32	Pk	35.2	-15.5	11.8	0	-24.82	-	-	-7	-17.82	317	169	H
4	5.924602	-71.92	RMS	35.2	-15.5	11.8	.56	-39.86	-27	-12.86	-	-	317	169	H
1	5.925	-57.22	Pk	35.2	-15.5	11.8	0	-25.72	-	-	-7	-18.72	317	169	H
3	5.925	-72.75	RMS	35.2	-15.5	11.8	.56	-40.69	-27	-13.69	-	-	317	169	H

Pk - Peak detector
RMS - RMS detection

UL VERIFICATION SERVICES
47173 Benicia Street, Fremont, CA 94538; USA TEL:(510) 319-4000 FAX:(510) 661-0888
This report shall not be reproduced except in full, without the written approval of UL VERIFICATION SERVICES

VERTICAL RESULT

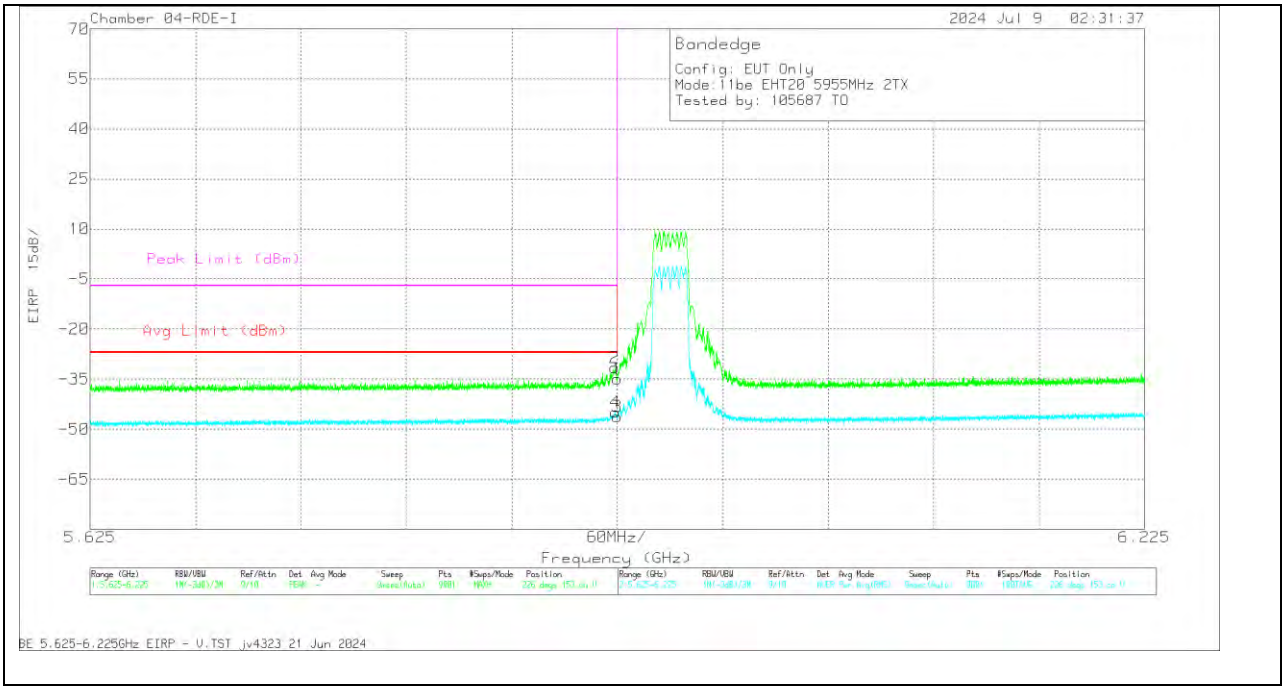

Marker	Frequency (GHz)	Meter Reading (dBm)	Det	84797 ACF (dB/m)	CBL AMP Pad(dB)	Conversion Factor (dB)	DCCF (dB)	Corrected Reading EIRP (dBm)	Avg Limit (dBm)	RMS Margin (dB)	Peak Limit (dBm)	PK Margin (dB)	Azimuth (Degs)	Height (cm)	Polarity
2	5.923535	-63.14	Pk	35.2	-15.5	11.8	0	-31.64	-	-	-7	-24.64	226	153	V
4	5.923935	-76.96	RMS	35.2	-15.5	11.8	.56	-44.9	-27	-17.9	-	-	226	153	V
1	5.925	-66.38	Pk	35.2	-15.5	11.8	0	-34.88	-	-	-7	-27.88	226	153	V
3	5.925	-78.21	RMS	35.2	-15.5	11.8	.56	-46.15	-27	-19.15	-	-	226	153	V

Pk - Peak detector
RMS - RMS detection

UL VERIFICATION SERVICES
47173 Benicia Street, Fremont, CA 94538; USA TEL:(510) 319-4000 FAX:(510) 661-0888
This report shall not be reproduced except in full, without the written approval of UL VERIFICATION SERVICES

1.1.4. 802.11be MIMO PARTIAL RU MODE IN UNII-5 BAND – BANDEDGE

UNII-5 (MIMO CDD)	Channel Frequency (MHz)	Ant. #	Frequency (GHz)	Meter Reading (dBuV)	Det	AF (dB/m)	Conversion Factor (dB)	DCCF (dB)	Gain/Loss (dB)	Correct Reading EIRP (dBm)	Avg Limit (dBm)	Avg Margin (dB)	Pk Limit (dBm)	Pk Margin (dB)	Azimuth (Degs)	Height (cm)	Polarity
EHT20 (106+26T / Index 82)	5955	6 + 5	5.909535	-31.67	Pk	35.5	11.8	0	-33.7	-18.07	-	-	-7	-11.07	225	169	H
			5.910668	-44.92	RMS	35.5	11.8	0.33	-33.77	-31.06	-27	-4.06	-	-	225	169	H
			5.925	-40.08	Pk	35.5	11.8	0	-33.7	-26.48	-	-	-7	-19.48	225	169	H
			5.925	-54.86	RMS	35.5	11.8	0.33	-33.7	-40.93	-27	-13.93	-	-	225	169	H
			5.910135	-37.87	Pk	35.5	11.8	0	-33.71	-24.28	-	-	-7	-17.28	133	177	V
			5.910335	-52.94	RMS	35.5	11.8	0.33	-33.73	-39.04	-27	-12.04	-	-	133	177	V
			5.925	-45.86	Pk	35.5	11.8	0	-33.7	-32.26	-	-	-7	-25.26	133	177	V
			5.925	-60.59	RMS	35.5	11.8	0.33	-33.7	-46.66	-27	-19.66	-	-	133	177	V
EHT40 (52T / Index 37)	5965	6 + 5	5.922668	-53.13	RMS	35.1	11.8	0.56	-37.72	-43.39	-27	-16.39	-	-	13	177	H
			5.924402	-31.36	Pk	35.1	11.8	0	-37.72	-22.18	-	-	-7	-15.18	13	177	H
			5.925	-33.01	Pk	35.1	11.8	0	-37.73	-23.84	-	-	-7	-16.84	13	177	H
			5.925	-56.25	RMS	35.1	11.8	0.56	-37.73	-46.52	-27	-19.52	-	-	13	177	H
			5.923601	-40.94	Pk	35.1	11.8	0	-37.71	-31.75	-	-	-7	-24.75	286	175	V
			5.923668	-58.59	RMS	35.1	11.8	0.56	-37.71	-48.84	-27	-21.84	-	-	286	175	V
			5.925	-40.59	Pk	35.1	11.8	0	-37.73	-31.42	-	-	-7	-24.42	286	175	V
			5.925	-59.76	RMS	35.1	11.8	0.56	-37.73	-50.03	-27	-23.03	-	-	286	175	V
EHT80 (242T / Index 61)	5985	6 + 5	5.923735	-42.46	RMS	35.1	11.8	0.69	-36.05	-30.92	-27	-3.92	-	-	139	157	H
			5.924335	-22.38	Pk	35.1	11.8	0	-36.05	-11.53	-	-	-7	-4.53	139	157	H
			5.925	-24.74	Pk	35.1	11.8	0	-36.04	-13.88	-	-	-7	-6.88	139	157	H
			5.925	-44.65	RMS	35.1	11.8	0.69	-36.04	-33.1	-27	-6.1	-	-	139	157	H
			5.923135	-30.99	Pk	35	11.8	0	-36.05	-20.24	-	-	-7	-13.24	298	282	V
			5.924935	-48.43	RMS	35.1	11.8	0.69	-36.04	-36.88	-27	-9.88	-	-	298	282	V
			5.925	-33.41	Pk	35.1	11.8	0	-36.04	-22.55	-	-	-7	-15.55	298	282	V
			5.925	-48.79	RMS	35.1	11.8	0.69	-36.04	-37.24	-27	-10.24	-	-	298	282	V
EHT160 (106T / Index 53)	6025	6 + 5	5.922601	-48.51	RMS	35	11.8	0.58	-36.05	-37.18	-27	-10.18	-	-	146	275	H
			5.923801	-28.91	Pk	35.1	11.8	0	-36.05	-18.06	-	-	-7	-11.06	146	275	H
			5.925	-29.55	Pk	35.1	11.8	0	-36.04	-18.69	-	-	-7	-11.69	146	275	H
			5.925	-52.69	RMS	35.1	11.8	0.58	-36.04	-41.25	-27	-14.25	-	-	146	275	H
			5.6494	-22.98	Pk	34.5	11.8	0	-37.03	-13.71	-	-	-7	-6.71	287	216	V
			5.657734	-46.47	RMS	34.5	11.8	0.58	-37.04	-36.63	-27	-9.63	-	-	287	216	V
			5.925	-38.08	Pk	35.1	11.8	0	-36.04	-27.22	-	-	-7	-20.22	287	216	V
			5.925	-56.51	RMS	35.1	11.8	0.58	-36.04	-45.07	-27	-18.07	-	-	287	216	V

* - indicates frequency in CFR47 Pt 15 / IC RSS-Restricted Band
Pk - Peak detector
RMS - RMS detection

UL VERIFICATION SERVICES
47173 Benicia Street, Fremont, CA 94538; USA TEL:(510) 319-4000 FAX:(510) 661-0888
This report shall not be reproduced except in full, without the written approval of UL VERIFICATION SERVICES

2TX Antenna 6 + Antenna 5 OFDMA MODE: 52-Tones, RU Index 37

BANDEDGE (LOW CHANNEL 40MHz / 5965MHz)
HORIZONTAL RESULT

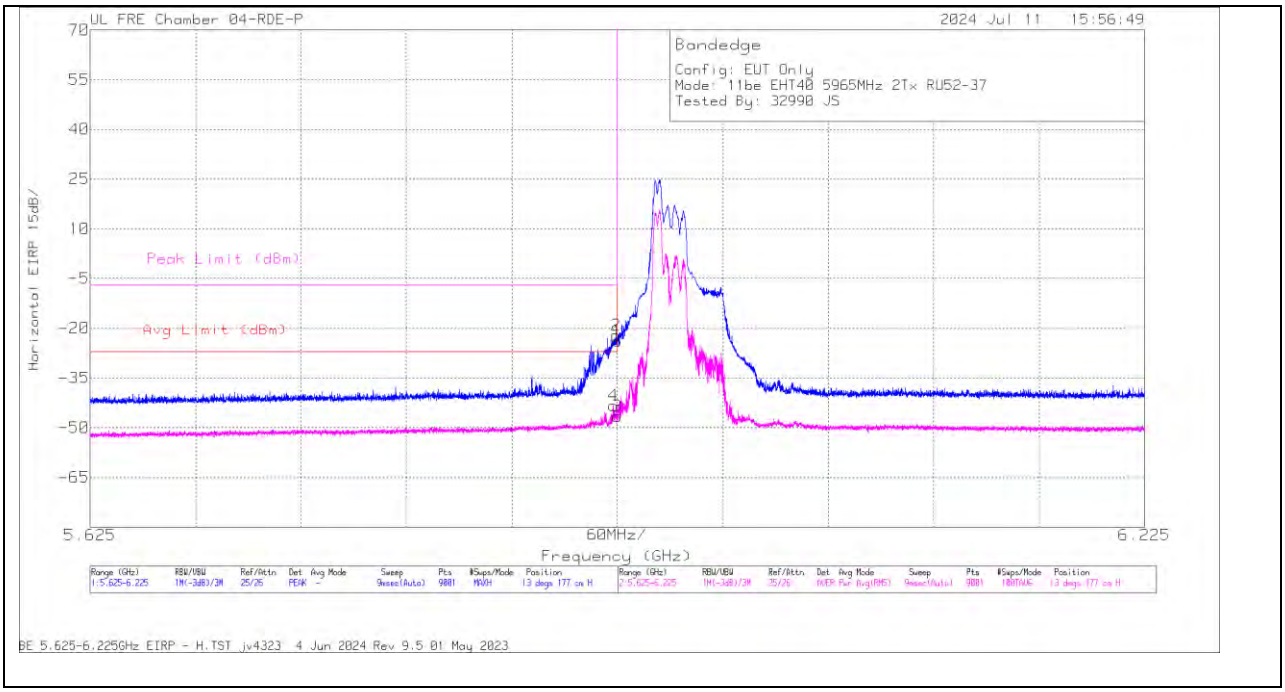

Marker	Frequency (GHz)	Meter Reading (dBm)	Det	200897 ACF (dB/m)	Conversion Factor (dB)	DCCF (dB)	Gain/Loss (dB)	Corrected Reading EIRP (dBm)	Avg Limit (dBm)	RMS Margin (dB)	Peak Limit (dBm)	PK Margin (dB)	Azimuth (Degs)	Height (cm)	Polarity
4	5.922668	-53.13	RMS	35.1	11.8	0.56	-37.72	-43.39	-27	-16.39	-	-	13	177	H
2	5.924402	-31.36	Pk	35.1	11.8	0	-37.72	-22.18	-	-	-7	-15.18	13	177	H
1	5.925	-33.01	Pk	35.1	11.8	0	-37.73	-23.84	-	-	-7	-16.84	13	177	H
3	5.925	-56.25	RMS	35.1	11.8	0.56	-37.73	-46.52	-27	-19.52	-	-	13	177	H

Pk - Peak detector
RMS - RMS detection

UL VERIFICATION SERVICES
47173 Benicia Street, Fremont, CA 94538; USA TEL:(510) 319-4000 FAX:(510) 661-0888
This report shall not be reproduced except in full, without the written approval of UL VERIFICATION SERVICES

VERTICAL RESULT

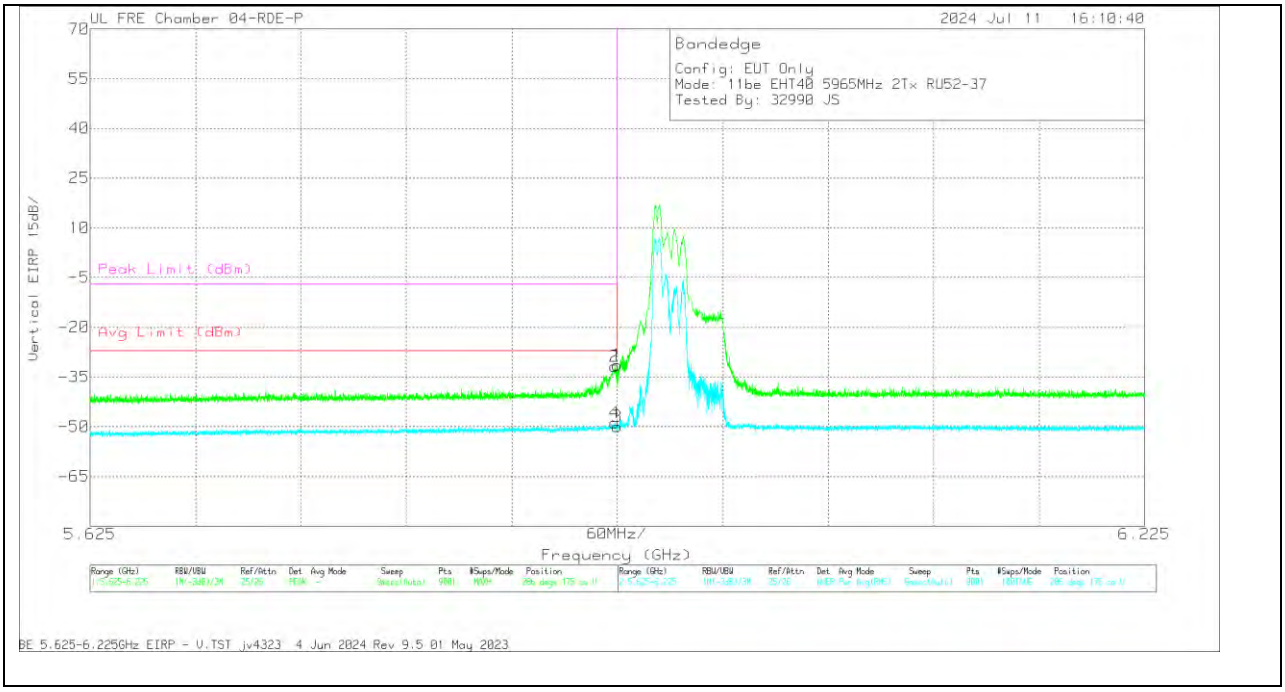

Marker	Frequency (GHz)	Meter Reading (dBm)	Det	200897 ACF (dB/m)	Conversion Factor (dB)	DCCF (dB)	Gain/Loss (dB)	Corrected Reading EIRP (dBm)	Avg Limit (dBm)	RMS Margin (dB)	Peak Limit (dBm)	PK Margin (dB)	Azimuth (Degs)	Height (cm)	Polarity
2	5.923601	-40.94	Pk	35.1	11.8	0	-37.71	-31.75	-	-	-7	-24.75	286	175	V
4	5.923668	-58.59	RMS	35.1	11.8	0.56	-37.71	-48.84	-27	-21.84	-	-	286	175	V
1	5.925	-40.59	Pk	35.1	11.8	0	-37.73	-31.42	-	-	-7	-24.42	286	175	V
3	5.925	-59.76	RMS	35.1	11.8	0.56	-37.73	-50.03	-27	-23.03	-	-	286	175	V

Pk - Peak detector
RMS - RMS detection

UL VERIFICATION SERVICES
47173 Benicia Street, Fremont, CA 94538; USA TEL:(510) 319-4000 FAX:(510) 661-0888
This report shall not be reproduced except in full, without the written approval of UL VERIFICATION SERVICES

1.1.5. 802.11be MIMO SU MODE IN UNII-5 BAND – SPURIOUS EMISSIONS

20MHz

UNII-5 (MIMO CDD)	Channel Frequency (MHz)	Ant. #	Frequency (GHz)	Meter Reading (dBuV)	Det	AF (dB/m)	8 GHz HPF (dB)	Amp/Cbl/ Fltr/Pad (dB)	DCCF (dB)	Correct Reading (dBuV/m)	Avg Limit (dBuV/m)	Avg Margin (dB)	Pk Limit (dBuV/m)	Pk Margin (dB)	Azimuth (Degs)	Height (cm)
11be (SU Mode / Highest Power)	5955	6 + 5	9.653311	54.73	PK-U	36.8	0.7	-42.13	0	50.1	-	-	88.2	-38.1	89	107
			9.653218	43.01	ADR	36.8	0.7	-42.13	0	38.38	68.2	-29.82	-	-	89	107
			9.653873	54.77	PK-U	36.8	0.7	-42.18	0	50.09	-	-	88.2	-38.11	168	157
			9.654911	43.16	ADR	36.8	0.7	-42.17	0	38.49	68.2	-29.71	-	-	168	157
			12.768035	52.98	PK-U	39	0.9	-41.04	0	51.84	-	-	88.2	-36.36	38	121
			12.768656	41.35	ADR	39	0.9	-40.99	0	40.26	68.2	-27.94	-	-	150	102
			12.769277	52.8	PK-U	39	0.9	-40.96	0	51.74	-	-	88.2	-36.46	150	102
			12.769746	41.25	ADR	39	0.9	-40.96	0	40.19	68.2	-28.01	-	-	38	121
			2.416033	56.92	PK-U	33.4	-	-48.75	0	41.57	-	-	88.2	-46.63	351	358
			2.413199	45.46	ADR	33.4	-	-48.71	0	30.15	68.2	-38.05	-	-	351	358
			2.419332	56.45	PK-U	33.5	-	-48.79	0	41.16	-	-	88.2	-47.04	199	338
			2.416058	45.15	ADR	33.4	-	-48.74	0	29.81	68.2	-38.39	-	-	199	338
	6175	6 + 5	9.214367	54.98	PK-U	36.1	0.8	-42.46	0	49.42	-	-	88.2	-38.78	148	106
			9.215202	42.88	ADR	36.1	0.8	-42.47	0	37.31	68.2	-30.89	-	-	224	152
			9.215531	54.92	PK-U	36.1	0.8	-42.46	0	49.36	-	-	88.2	-38.84	224	152
			9.216054	42.99	ADR	36.1	0.8	-42.45	0	37.44	68.2	-30.76	-	-	148	106
			13.67348	54.36	PK-U	39.4	0.9	-41.38	0	53.28	-	-	88.2	-34.92	98	139
			13.673687	42.84	ADR	39.4	0.9	-41.37	0	41.77	68.2	-26.43	-	-	98	139
			13.675148	54.3	PK-U	39.4	0.9	-41.43	0	53.17	-	-	88.2	-35.03	8	175
			13.676471	42.74	ADR	39.4	0.9	-41.27	0	41.77	68.2	-26.43	-	-	8	175
			2.410014	59.25	PK-U	33.4	-	-48.57	0	44.08	-	-	88.2	-44.12	16	179
			2.410987	46.91	ADR	33.4	-	-48.55	0	31.76	68.2	-36.44	-	-	16	179
			2.41049	60.95	PK-U	33.4	-	-48.56	0	45.79	-	-	88.2	-42.41	264	390
			2.411531	46.91	ADR	33.4	-	-48.63	0	31.68	68.2	-36.52	-	-	264	390
	6415	6 + 5	9.668673	55.09	PK-U	36.8	0.7	-42.31	0	50.28	-	-	88.2	-37.92	258	139
			9.668998	43.54	ADR	36.8	0.7	-42.33	0	38.71	68.2	-29.49	-	-	258	139
			9.670191	43.58	ADR	36.8	0.7	-42.44	0	38.64	68.2	-29.56	-	-	179	132
			9.671844	55.41	PK-U	36.8	0.7	-42.47	0	50.44	-	-	88.2	-37.76	179	132
			15.341372	41.65	ADR	41.3	0.6	-39.73	0	43.82	68.2	-24.38	-	-	179	168
			15.341809	41.97	ADR	41.3	0.6	-39.74	0	44.13	68.2	-24.07	-	-	79	222
			15.34226	53.35	PK-U	41.3	0.6	-39.71	0	55.54	-	-	88.2	-32.66	179	168
			15.343729	53.84	PK-U	41.3	0.6	-39.65	0	56.09	-	-	88.2	-32.11	79	222
			2.418303	56.65	PK-U	33.5	-	-48.75	0	41.4	-	-	88.2	-46.8	344	120
			2.419673	44.99	ADR	33.5	-	-48.8	0	29.69	68.2	-38.51	-	-	344	120
			2.419714	44.98	ADR	33.5	-	-48.8	0	29.68	68.2	-38.52	-	-	315	183
			2.421558	56.67	PK-U	33.5	-	-48.84	0	41.33	-	-	88.2	-46.87	315	183
11be (Partial RU Mode / Highest PSD)	5955 (106+26T-Index 82)	6 + 5	9.675473	54.97	PK-U	36.8	0.7	-42.31	0	50.16	-	-	88.2	-38.04	3	235
			9.679478	43.46	ADR	36.8	0.7	-42.15	0	38.81	68.2	-29.39	-	-	3	234
			9.683337	43.29	ADR	36.8	0.7	-42.21	0	38.58	68.2	-29.62	-	-	181	284
			9.684222	55.46	PK-U	36.8	0.7	-42.29	0	50.67	-	-	88.2	-37.53	181	285
			13.545336	54.41	PK-U	39.4	0.9	-39.81	0	54.9	-	-	88.2	-33.3	60	248
			13.546635	42.56	ADR	39.4	0.9	-39.78	0	43.08	68.2	-25.12	-	-	61	247
			13.547028	42.54	ADR	39.4	0.9	-39.76	0	43.08	68.2	-25.12	-	-	96	268
			13.550454	54.25	PK-U	39.4	0.9	-39.82	0	54.73	-	-	88.2	-33.47	96	269
			17.154759	40.97	ADR	41.8	0.5	-38.49	0	44.78	68.2	-23.42	-	-	281	307
			17.155379	52.47	PK-U	41.8	0.5	-38.43	0	56.34	-	-	88.2	-31.86	280	308
			17.156626	40.72	ADR	41.8	0.6	-38.37	0	44.75	68.2	-23.45	-	-	172	185
			17.157749	52.03	PK-U	41.8	0.5	-38.46	0	55.87	-	-	88.2	-32.33	171	185
	6175 (106+26T-Index 82)	6 + 5	12.723654	53.11	PK-U	39	0.9	-40.9	0	52.11	-	-	88.2	-36.09	258	304
			12.725517	41.63	ADR	39	0.9	-41.08	0	40.45	68.2	-27.75	-	-	258	304
			12.726137	41.76	ADR	39	0.9	-41.15	0	40.51	68.2	-27.69	-	-	181	222
			12.72678	53.24	PK-U	39	0.9	-40.96	0	52.18	-	-	88.2	-36.02	181	222
			* 4.134595	57.64	PK-U	33.6	-	-46.25	0	44.99	-	-	74	-29.01	43	161
			* 4.134108	45.35	ADR	33.6	-	-46.22	0	32.73	54	-21.27	-	-	43	161
			* 4.136016	57.52	PK-U	33.6	-	-46.29	0	44.83	-	-	74	-29.17	190	210
			* 4.135779	45.46	ADR	33.6	-	-46.29	0	32.77	54	-21.23	-	-	190	210
			1.90312	61.7	PK-U	31.2	-	-48.59	0	44.31	-	-	88.2	-43.89	20	116
			1.904094	61.34	PK-U	31.2	-	-48.5	0	44.04	-	-	88.2	-44.16	102	151
			1.904666	49.92	ADR	31.2	-	-48.5	0	32.62	68.2	-35.58	-	-	20	116
			1.904737	49.73	ADR	31.2	-	-48.5	0	32.43	68.2	-35.77	-	-	102	151
	6415 (106+26T-Index 83)	6 + 5	12.767766	52.74	PK-U	39	0.9	-41.04	0	51.6	-	-	88.2	-36.6	184	129
			12.768441	41.36	ADR	39	0.9	-41.01	0	40.25	68.2	-27.95	-	-	184	129
			12.768983	41.52	ADR	39	0.9	-40.97	0	40.45	68.2	-27.75	-	-	292	357
			12.770044	53.22	PK-U	39	0.9	-40.95	0	52.17	-	-	88.2	-36.03	292	357
			* 1.616874	58.77	PK-U	28.4	-	-48.24	0	38.93	-	-	74	-35.07	72	124
			* 1.61578	47.13	ADR	28.4	-	-48.13	0	27.4	54	-26.6	-	-	72	124
			* 4.247994	57.14	PK-U	34	-	-46.42	0	44.72	-	-	74	-29.28	117	157
			* 4.247988	44.77	ADR	34	-	-46.42	0	32.35	54	-21.65	-	-	117	157
			* 1.616466	58.79	PK-U	28.4	-	-48.17	0	39.02	-	-	74	-34.98	142	102
			* 1.614827	47.31	ADR	28.4	-	-48.24	0	27.47	54	-26.53	-	-	142	102
			* 4.25028	56.6	PK-U	34	-	-46.5	0	44.1	-	-	74	-29.9	142	171
			* 4.250577	44.86	ADR	34.1	-	-46.51	0	32.45	54	-21.55	-	-	142	171

* - indicates frequency in CFR47 Pt 15 / IC RSS-Restricted Band
Pk - Peak detector
RMS - RMS detection

UL VERIFICATION SERVICES
47173 Benicia Street, Fremont, CA 94538; USA TEL:(510) 319-4000 FAX:(510) 661-0888
This report shall not be reproduced except in full, without the written approval of UL VERIFICATION SERVICES

HARMONICS AND SPURIOUS EMISSIONS (LOW CHANNEL / 5955MHz)

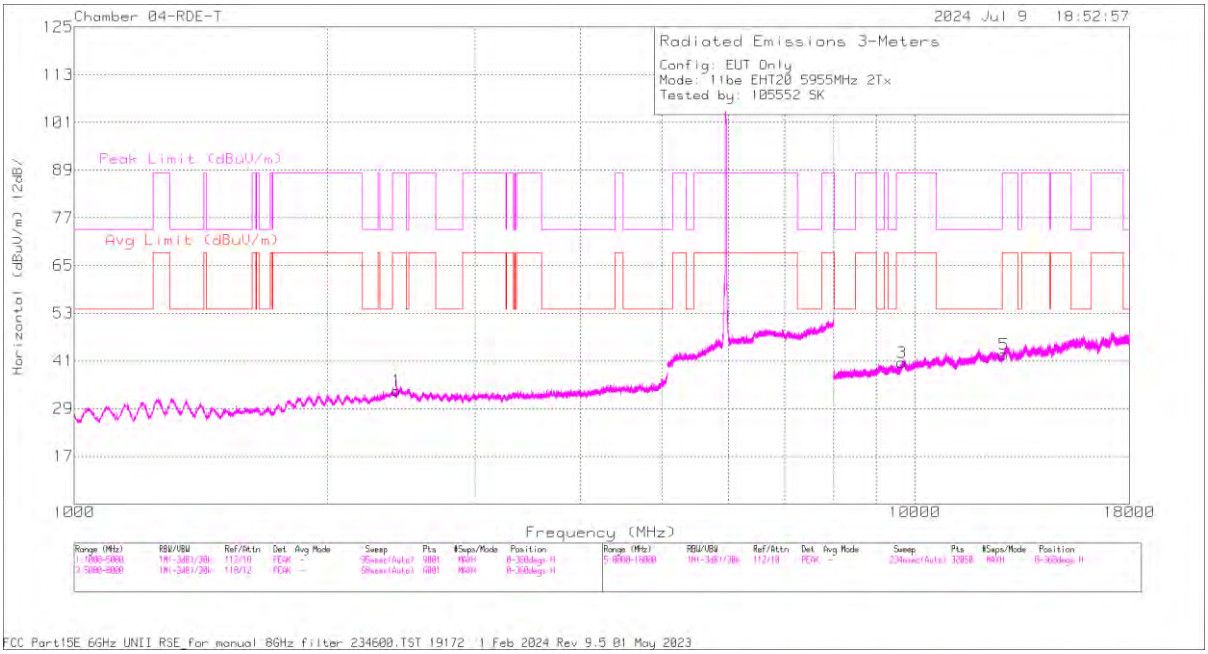

HORIZONTAL

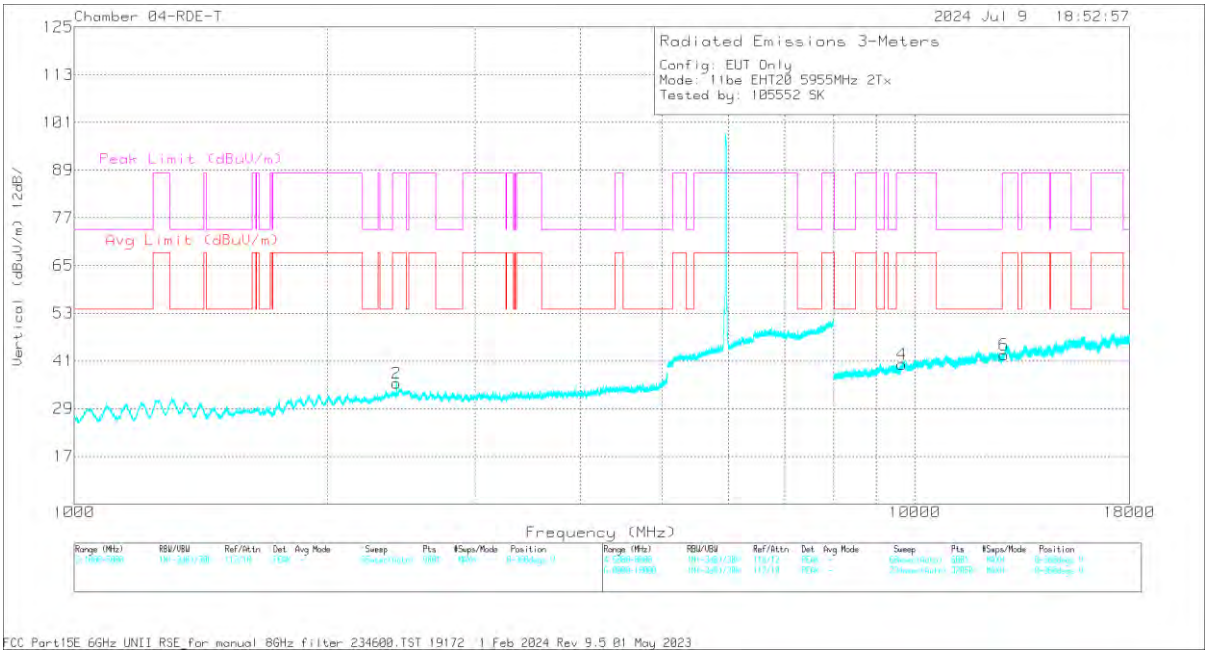

VERTICAL

UL VERIFICATION SERVICES
47173 Benicia Street, Fremont, CA 94538; USA TEL:(510) 319-4000 FAX:(510) 661-0888

This report shall not be reproduced except in full, without the written approval of UL VERIFICATION SERVICES

RADIATED EMISSIONS

Marker	Frequency (GHz)	Meter Reading (dBuV)	Det	80430 3m ACF (dB/m)	8 GHz HPF (dB)	Gain/Loss (dB)	DCCF (dB)	Corrected Reading (dBuV/m)	Avg Limit (dBuV/m)	Margin (dB)	Peak Limit (dBuV/m)	PK Margin (dB)	Azimuth (Degs)	Height (cm)	Polarity
4	9.653311	54.73	PK-U	36.8	.7	-42.13	0	50.1	-	-	88.2	-38.1	89	107	V
4	9.653218	43.01	ADR	36.8	.7	-42.13	0	38.38	68.2	-29.82	-	-	89	107	V
3	9.653873	54.77	PK-U	36.8	.7	-42.18	0	50.09	-	-	88.2	-38.11	168	157	H
3	9.654911	43.16	ADR	36.8	.7	-42.17	0	38.49	68.2	-29.71	-	-	168	157	H
6	12.768035	52.98	PK-U	39	.9	-41.04	0	51.84	-	-	88.2	-36.36	38	121	V
5	12.768656	41.35	ADR	39	.9	-40.99	0	40.26	68.2	-27.94	-	-	150	102	H
5	12.769277	52.8	PK-U	39	.9	-40.96	0	51.74	-	-	88.2	-36.46	150	102	H
6	12.769746	41.25	ADR	39	.9	-40.96	0	40.19	68.2	-28.01	-	-	38	121	V
1	2.416033	56.92	PK-U	33.4	-	-48.75	0	41.57	-	-	88.2	-46.63	351	358	H
1	2.413199	45.46	ADR	33.4	-	-48.71	0	30.15	68.2	-38.05	-	-	351	358	H
2	2.419332	56.45	PK-U	33.5	-	-48.79	0	41.16	-	-	88.2	-47.04	199	338	V
2	2.416058	45.15	ADR	33.4	-	-48.74	0	29.81	68.2	-38.39	-	-	199	338	V

PK-U - U-NII: Maximum Peak
ADR - U-NII AD primary method, RMS average

UL VERIFICATION SERVICES
47173 Benicia Street, Fremont, CA 94538; USA TEL:(510) 319-4000 FAX:(510) 661-0888
This report shall not be reproduced except in full, without the written approval of UL VERIFICATION SERVICES

40MHz

UNII-5 (MIMO CDD)	Channel Frequency (MHz)	Ant. #	Frequency (GHz)	Meter Reading (dBuV)	Det	AF (dB/m)	8 GHz HPF (dB)	Amp/Cbl/ Fltr/Pad (dB)	DCCF (dB)	Correct Reading (dBuV/m)	Avg Limit (dBuV/m)	Avg Margin (dB)	Pk Limit (dBuV/m)	Pk Margin (dB)	Azimuth (Degs)	Height (cm)
11be (SU Mode / Highest Power)	5965	6 + 5	* 2.2424	57.98	PK-U	32.2	-	-46.8	0	43.38	-	-	74	-30.62	291	203
			* 2.241338	46.38	ADR	32.2	-	-46.8	0	31.78	54	-22.22	-	-	291	203
			* 2.242941	57.89	PK-U	32.2	-	-46.8	0	43.29	-	-	74	-30.71	11	182
			* 2.242029	46.42	ADR	32.2	-	-46.8	0	31.82	54	-22.18	-	-	11	182
			* 13.359697	52.44	PK-U	39.2	0.9	-38.7	0	53.84	-	-	74	-20.16	203	271
			* 13.360088	53.36	PK-U	39.2	0.9	-38.69	0	54.77	-	-	74	-19.23	349	165
			* 13.360578	41.29	ADR	39.2	0.9	-38.64	0	42.75	54	-11.25	-	-	349	165
			* 13.362501	41.1	ADR	39.2	0.9	-38.6	0	42.6	54	-11.4	-	-	203	271
			* 9.365146	53.51	PK-U	36.8	0.8	-40.9	0	50.21	-	-	74	-23.79	184	235
			* 9.365612	42.19	ADR	36.8	0.8	-40.9	0	38.89	54	-15.11	-	-	184	235
			* 9.372616	53.58	PK-U	36.8	0.8	-40.84	0	50.34	-	-	74	-23.66	106	130
			* 9.373255	42.11	ADR	36.8	0.8	-40.85	0	38.86	54	-15.14	-	-	106	130
	6165	6 + 5	9.680675	43.04	ADR	36.8	0.7	-42.2	0	38.34	68.2	-29.86	-	-	94	129
			9.681816	54.43	PK-U	36.8	0.7	-42.22	0	49.71	-	-	88.2	-38.49	137	114
			9.682108	54.95	PK-U	36.8	0.7	-42.2	0	50.25	-	-	88.2	-37.95	94	130
			9.683116	43.15	ADR	36.8	0.7	-42.18	0	38.47	68.2	-29.73	-	-	137	113
			12.826621	53.01	PK-U	39	0.9	-40.37	0	52.54	-	-	88.2	-35.66	343	398
			12.827577	41.2	ADR	39	0.9	-40.3	0	40.8	68.2	-27.4	-	-	344	397
			12.848008	52.49	PK-U	39	0.9	-39.74	0	52.65	-	-	88.2	-35.55	71	390
			12.850667	41.09	ADR	39	0.9	-39.67	0	41.32	68.2	-26.88	-	-	71	389
			17156711	40.32	ADR	41.8	0.6	-38.37	0	44.35	68.2	-23.85	-	-	221	153
			17157024	40.45	ADR	41.8	0.5	-38.39	0	44.36	68.2	-23.84	-	-	344	199
			17.157494	51.86	PK-U	41.8	0.5	-38.44	0	55.72	-	-	88.2	-32.48	329	198
			17158615	51.98	PK-U	41.8	0.5	-38.5	0	55.78	-	-	88.2	-32.42	220	153
	6405	6 + 5	* 10.886271	54.01	PK-U	37.9	0.8	-40.68	0	52.03	-	-	74	-21.97	69	262
			* 10.888247	42.42	ADR	37.9	0.8	-40.6	0	40.52	54	-13.48	-	-	69	262
			* 10.880487	54.19	PK-U	37.9	0.8	-41.08	0	51.81	-	-	74	-22.19	331	290
			* 10.882584	42.39	ADR	37.9	0.8	-40.94	0	40.15	54	-13.85	-	-	331	290
			9.704751	42.86	ADR	36.9	0.7	-41.79	0	38.67	68.2	-29.53	-	-	68	106
			9.706263	54.61	PK-U	36.9	0.7	-41.76	0	50.45	-	-	88.2	-37.75	68	106
			9.718478	43.4	ADR	36.9	0.7	-41.82	0	39.18	68.2	-29.02	-	-	323	333
			9.718995	54.64	PK-U	36.9	0.7	-41.81	0	50.43	-	-	88.2	-37.77	323	333
			17.240171	51.82	PK-U	41.8	0.5	-38.36	0	55.76	-	-	88.2	-32.44	283	250
			17.240229	40.15	ADR	41.8	0.5	-38.35	0	44.1	68.2	-24.1	-	-	283	250
			17.241885	39.89	ADR	41.8	0.5	-38.31	0	43.88	68.2	-24.32	-	-	18	247
			17.243969	51.51	PK-U	41.8	0.5	-38.22	0	55.59	-	-	88.2	-32.61	18	247
11be (Partial RU Mode / Highest PSD)	5965 (52T-Index 37)	6 + 5	11.922074	44.79	ADR	38.5	-	-44.73	0	38.56	54	-15.44	-	-	67	169
			11.927314	44.82	ADR	38.5	-	-44.82	0	38.5	54	-15.5	-	-	173	131
			11.928297	56.64	PK-U	38.5	-	-44.87	0	50.27	-	-	74	-23.73	67	169
			11.941649	56.31	PK-U	38.5	-	-45.09	0	49.72	-	-	74	-24.28	173	131
			14.045903	45.6	ADR	39.1	-	-44.07	0	40.63	68.2	-27.57	-	-	344	218
			14.05463	56.71	PK-U	39.1	-	-44.2	0	51.61	-	-	88.2	-36.59	87	138
			14.058686	56.64	PK-U	39.1	-	-44.17	0	51.57	-	-	88.2	-36.63	344	218
			140.64949	45.56	ADR	39.1	-	-44.16	0	40.5	68.2	-27.7	-	-	87	138
			16.27304	44.75	ADR	40.3	-	-43.76	0	41.29	68.2	-26.91	-	-	240	148
			16.273853	45.01	ADR	40.3	-	-43.77	0	41.54	68.2	-26.66	-	-	58	207
			16.288912	56.32	PK-U	40.3	-	-43.75	0	52.87	-	-	88.2	-35.33	58	207
			16.304589	56.19	PK-U	40.4	-	-43.72	0	52.87	-	-	88.2	-35.33	240	148
	6165 (52T-Index 37)	6 + 5	12.315711	45.06	ADR	39	-	-44.57	0	39.49	54	-14.51	-	-	32	105
			12.318207	56.63	PK-U	39	-	-44.54	0	51.09	-	-	74	-22.91	32	105
			12.330134	45.19	ADR	39	-	-44.49	0	39.7	54	-14.3	-	-	207	232
			12.332797	56.83	PK-U	39	-	-44.45	0	51.38	-	-	74	-22.62	207	232
			14.555445	57.85	PK-U	39.6	-	-44.93	0	52.52	-	-	88.2	-35.68	206	178
			14.559976	57.59	PK-U	39.6	-	-44.89	0	52.3	-	-	88.2	-35.9	351	123
			14.567644	45.98	ADR	39.6	-	-45.03	0	40.55	68.2	-27.65	-	-	206	178
			14.592096	46.13	ADR	39.7	-	-44.8	0	41.03	68.2	-27.17	-	-	351	123
			16.894334	56.39	PK-U	41.7	-	-43.79	0	54.3	-	-	88.2	-33.9	121	235
			16.8953	56.89	PK-U	41.7	-	-43.79	0	54.8	-	-	88.2	-33.4	45	194
			16.897474	45.11	ADR	41.7	-	-43.75	0	43.06	68.2	-25.14	-	-	121	235
			16.898046	44.92	ADR	41.7	-	-43.7	0	42.92	68.2	-25.28	-	-	45	194
	6405 (52T-Index 44)	6 + 5	12.818946	56.14	PK-U	39.4	-	-44.45	0	51.09	-	-	88.2	-37.11	182	223
			12.819063	44.79	ADR	39.4	-	-44.45	0	39.74	68.2	-28.46	-	-	263	180
			12.827098	44.7	ADR	39.5	-	-44.42	0	39.78	68.2	-28.42	-	-	182	223
			12.828436	56.74	PK-U	39.5	-	-44.44	0	51.8	-	-	88.2	-36.4	263	180
			14.781007	57.52	PK-U	39.9	-	-44.72	0	52.7	-	-	88.2	-35.5	113	202
			14.788843	57.46	PK-U	39.9	-	-44.81	0	52.55	-	-	88.2	-35.65	182	201
			14.793306	46.13	ADR	39.9	-	-44.89	0	41.14	68.2	-27.06	-	-	113	202
			14.79557	45.89	ADR	39.9	-	-44.82	0	40.97	68.2	-27.23	-	-	182	201
			16.645409	57.53	PK-U	41.4	-	-43.78	0	55.15	-	-	88.2	-33.05	294	218
			16.661591	57.9	PK-U	41.5	-	-43.87	0	55.53	-	-	88.2	-32.67	145	227
			16.674715	46.01	ADR	41.5	-	-43.94	0	43.57	68.2	-24.63	-	-	294	218
			16.674758	45.92	ADR	41.5	-	-43.93	0	43.49	68.2	-24.71	-	-	145	227

* - indicates frequency in CFR47 Pt 15 / IC RSS-Restricted Band
Pk - Peak detector
RMS - RMS detection

UL VERIFICATION SERVICES
47173 Benicia Street, Fremont, CA 94538; USA TEL:(510) 319-4000 FAX:(510) 661-0888
This report shall not be reproduced except in full, without the written approval of UL VERIFICATION SERVICES

HARMONICS AND SPURIOUS EMISSIONS (LOW CHANNEL / 5965MHz)

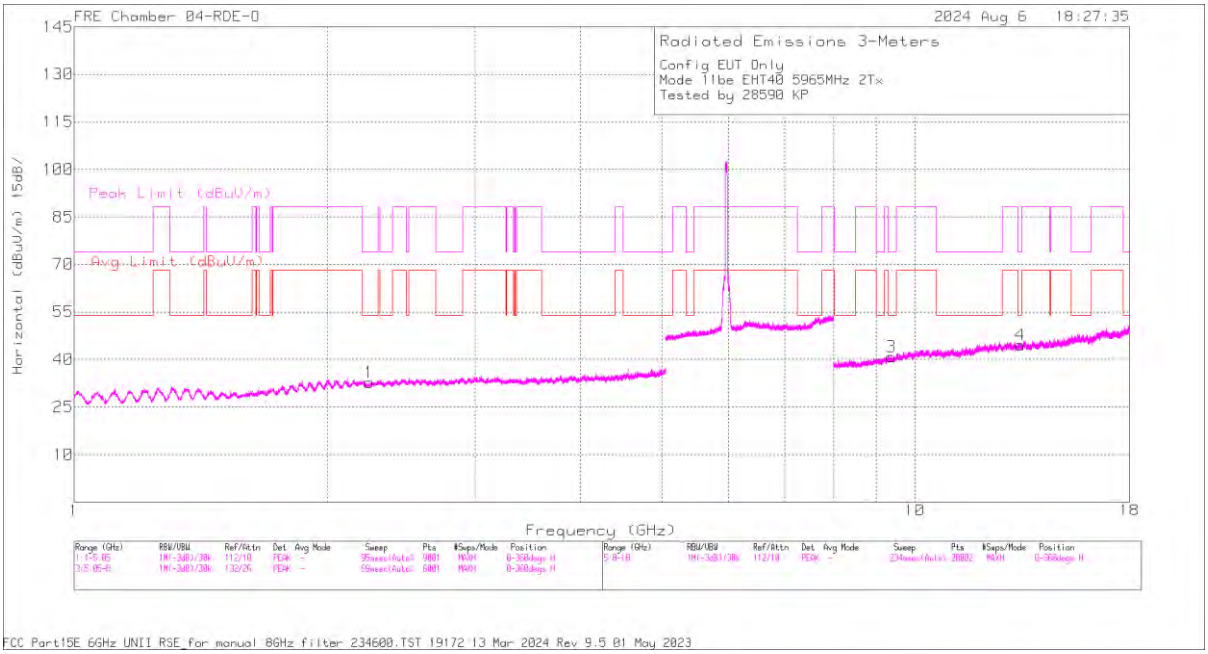

HORIZONTAL

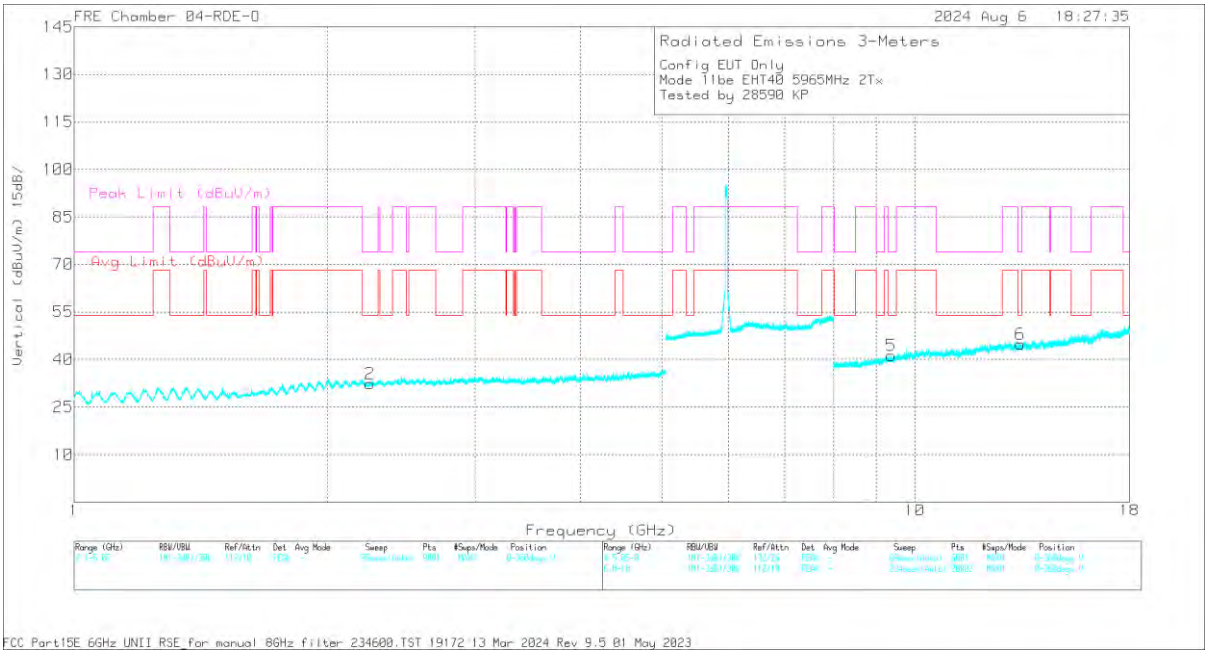

VERTICAL

UL VERIFICATION SERVICES
47173 Benicia Street, Fremont, CA 94538; USA TEL:(510) 319-4000 FAX:(510) 661-0888

This report shall not be reproduced except in full, without the written approval of UL VERIFICATION SERVICES

RADIATED EMISSIONS

Marker	Frequency (GHz)	Meter Reading (dBuV)	Det	80402 3m ACF (dB/m)	8 GHz HPF (dB)	DCCF (dB)	Gain/Loss (dB)	Corrected Reading (dBuV/m)	Avg Limit (dBuV/m)	Margin (dB)	Peak Limit (dBuV/m)	PK Margin (dB)	Azimuth (Degs)	Height (cm)	Polarity
1	* 2.2424	57.98	PK-U	32.2	-	0	-46.8	43.38	-	-	74	-30.62	291	203	H
1	* 2.241338	46.38	ADR	32.2	-	0	-46.8	31.78	54	-22.22	-	-	291	203	H
2	* 2.242941	57.89	PK-U	32.2	-	0	-46.8	43.29	-	-	74	-30.71	11	182	V
2	* 2.242029	46.42	ADR	32.2	-	0	-46.8	31.82	54	-22.18	-	-	11	182	V
6	* 13.359697	52.44	PK-U	39.2	0.9	0	-38.7	53.84	-	-	74	-20.16	203	271	V
6	* 13.360088	53.36	PK-U	39.2	0.9	0	-38.69	54.77	-	-	74	-19.23	349	165	H
4	* 13.360578	41.29	ADR	39.2	0.9	0	-38.64	42.75	54	-11.25	-	-	349	165	H
4	* 13.362501	41.1	ADR	39.2	0.9	0	-38.6	42.6	54	-11.4	-	-	203	271	V
5	* 9.365146	53.51	PK-U	36.8	0.8	0	-40.9	50.21	-	-	74	-23.79	184	235	V
5	* 9.365612	42.19	ADR	36.8	0.8	0	-40.9	38.89	54	-15.11	-	-	184	235	V
3	* 9.372616	53.58	PK-U	36.8	0.8	0	-40.84	50.34	-	-	74	-23.66	106	130	H
3	* 9.373255	42.11	ADR	36.8	0.8	0	-40.85	38.86	54	-15.14	-	-	106	130	H

* - indicates frequency in CFR47 Pt 15 / IC RSS-Restricted Band
PK-U - U-NII: Maximum Peak
ADR - U-NII AD primary method, RMS average

UL VERIFICATION SERVICES
47173 Benicia Street, Fremont, CA 94538; USA TEL:(510) 319-4000 FAX:(510) 661-0888
This report shall not be reproduced except in full, without the written approval of UL VERIFICATION SERVICES

80MHz

UNII-5 (MIMO CDD)	Channel Frequency (MHz)	Ant. #	Frequency (GHz)	Meter Reading (dBuV)	Det	AF (dB/m)	8 GHz HPF (dB)	Amp/Cbl/ Fltr/Pad (dB)	DCCF (dB)	Correct Reading (dBuV/m)	Avg Limit (dBuV/m)	Avg Margin (dB)	Pk Limit (dBuV/m)	Pk Margin (dB)	Azimuth (Degs)	Height (cm)
11be (SU Mode / Highest Power)	5985	6 + 5	* 13.328414	52.45	PK-U	39.4	0.9	-40.64	0	52.11	-	-	74	-21.89	166	238
			* 13.329951	41.12	ADR	39.4	0.9	-40.58	0	40.84	54	-13.16	-	-	166	238
			* 13.328508	52.13	PK-U	39.4	0.9	-40.63	0	51.8	-	-	74	-22.2	22	119
			* 13.32981	40.99	ADR	39.4	0.9	-40.58	0	40.71	54	-13.29	-	-	22	119
			14.899646	54.23	PK-U	40.3	0.5	-40.99	0	54.04	-	-	88.2	-34.16	37	137
			14.899699	54.56	PK-U	40.3	0.5	-40.98	0	54.38	-	-	88.2	-33.82	12	188
			14.900413	42.72	ADR	40.3	0.5	-40.97	0	42.55	68.2	-25.65	-	-	12	188
			14.903262	42.51	ADR	40.3	0.5	-41.18	0	42.13	68.2	-26.07	-	-	37	137
			16.488227	41.02	ADR	41	0.5	-39.56	0	42.96	68.2	-25.24	-	-	226	146
			16.488374	52.35	PK-U	41	0.5	-39.56	0	54.29	-	-	88.2	-33.91	226	146
			16.488378	53.07	PK-U	41	0.5	-39.56	0	55.01	-	-	88.2	-33.19	18	208
			16.488859	41.35	ADR	41	0.5	-39.55	0	43.3	68.2	-24.9	-	-	18	208
	6145	6 + 5	* 11.960761	52.93	PK-U	38.8	0.8	-40.72	0	51.81	-	-	74	-22.19	69	122
			* 11.9617	41.57	ADR	38.8	0.8	-40.78	0	40.39	54	-13.61	-	-	69	122
			* 11.963349	52.93	PK-U	38.8	0.8	-40.77	0	51.76	-	-	74	-22.24	11	205
			* 11.962325	41.6	ADR	38.8	0.8	-40.8	0	40.4	54	-13.6	-	-	11	205
			14.031061	43.07	ADR	39.4	0.8	-40.91	0	42.36	68.2	-25.84	-	-	220	117
			14.031086	54.72	PK-U	39.4	0.8	-40.91	0	54.01	-	-	88.2	-34.19	325	223
			14.031739	54.44	PK-U	39.4	0.8	-40.92	0	53.72	-	-	88.2	-34.48	220	117
			14.031854	43.33	ADR	39.4	0.8	-40.93	0	42.6	68.2	-25.6	-	-	325	223
			16.947224	40.69	ADR	41.8	0.5	-39.12	0	43.87	68.2	-24.33	-	-	246	106
			16.948827	52.08	PK-U	41.8	0.5	-39.17	0	55.21	-	-	88.2	-32.99	246	106
			16.949725	40.74	ADR	41.8	0.5	-39.18	0	43.86	68.2	-24.34	-	-	188	124
			16.950152	52.98	PK-U	41.8	0.5	-39.19	0	56.09	-	-	88.2	-32.11	188	124
	6385	6 + 5	* 11.343839	53.28	PK-U	37.7	0.8	-41.03	0	50.75	-	-	74	-23.25	54	234
			* 11.341893	41.92	ADR	37.7	0.8	-41.07	0	39.35	54	-14.65	-	-	54	234
			* 16.098262	53.26	PK-U	40.8	0.4	-40.33	0	54.13	-	-	74	-19.87	41	150
			* 16.097849	41.76	ADR	40.8	0.4	-40.37	0	42.59	54	-11.41	-	-	41	150
			* 11.342543	53.39	PK-U	37.7	0.8	-41.09	0	50.8	-	-	74	-23.2	295	132
			* 11.341197	41.81	ADR	37.7	0.8	-41.02	0	39.29	54	-14.71	-	-	295	132
			* 16.096733	52.51	PK-U	40.8	0.4	-40.4	0	53.31	-	-	74	-20.69	20	119
			* 16.096358	41.39	ADR	40.8	0.4	-40.35	0	42.24	54	-11.76	-	-	20	119
			13.650531	54.67	PK-U	39.4	0.9	-41.17	0	53.8	-	-	88.2	-34.4	248	216
			13.650946	42.81	ADR	39.4	0.9	-41.15	0	41.96	68.2	-26.24	-	-	66	247
			13.652245	54.12	PK-U	39.4	0.9	-41.27	0	53.15	-	-	88.2	-35.05	66	247
			13.65349	43.03	ADR	39.4	0.9	-41.25	0	42.08	68.2	-26.12	-	-	248	216
11be (Partial RU Mode / Highest PSD)	5985 (242T-Index 61)	6 + 5	1.883981	61.29	PK-U	31.2	-	-50.35	0	42.14	-	-	88.2	-46.06	280	199
			1.884374	49.62	ADR	31.2	-	-50.35	0	30.47	68.2	-37.73	-	-	280	199
			* 3.867678	58.13	PK-U	33.4	-	-47.96	0	43.57	-	-	74	-30.43	268	331
			* 3.868232	46.45	ADR	33.4	-	-47.96	0	31.89	54	-22.11	-	-	268	331
			1.877873	60.52	PK-U	31.2	-	-50.33	0	41.39	-	-	88.2	-46.81	342	329
			1.880194	49.03	ADR	31.2	-	-50.33	0	29.9	68.2	-38.3	-	-	342	329
			* 3.870434	57.96	PK-U	33.4	-	-47.97	0	43.39	-	-	74	-30.61	115	272
			* 3.870831	46.31	ADR	33.4	-	-47.97	0	31.74	54	-22.26	-	-	115	272
			* 11.110072	56.12	PK-U	37.9	-	-44.2	0	49.82	-	-	74	-24.18	57	324
			* 11.106776	44.57	ADR	37.9	-	-44.23	0	38.24	54	-15.76	-	-	57	324
			* 11.083752	56.06	PK-U	37.9	-	-44.59	0	49.37	-	-	74	-24.63	209	194
			* 11.084792	44.79	ADR	37.9	-	-44.57	0	38.12	54	-15.88	-	-	209	194
	6145 (242T-Index 61)	6 + 5	* 2.828807	59.74	PK-U	32.3	-	-49.45	0	42.59	-	-	74	-31.41	155	264
			* 2.831784	48.16	ADR	32.3	-	-49.49	0	30.97	54	-23.03	-	-	155	264
			* 4.241074	57.33	PK-U	33.4	-	-47.7	0	43.03	-	-	74	-30.97	204	121
			* 4.242127	46.02	ADR	33.4	-	-47.66	0	31.76	54	-22.24	-	-	204	121
			* 2.829293	59.69	PK-U	32.3	-	-49.46	0	42.53	-	-	74	-31.47	233	214
			* 2.829725	48.12	ADR	32.3	-	-49.47	0	30.95	54	-23.05	-	-	233	214
			* 4.244856	58.16	PK-U	33.4	-	-47.64	0	43.92	-	-	74	-30.08	65	245
			* 4.242237	45.87	ADR	33.4	-	-47.66	0	31.61	54	-22.39	-	-	65	245
			* 12.341807	54.17	PK-U	38.7	-	-43.92	0	48.95	-	-	74	-25.05	177	176
			* 12.340884	42.65	ADR	38.7	-	-43.9	0	37.45	54	-16.55	-	-	177	176
			* 12.335786	54.66	PK-U	38.7	-	-43.88	0	49.48	-	-	74	-24.52	181	277
			* 12.339422	42.78	ADR	38.7	-	-43.91	0	37.57	54	-16.43	-	-	181	277
	6385 (242T-Index 64)	6 + 5	* 3.7208	57.13	PK-U	33.2	-	-47.5	0	42.83	-	-	74	-31.17	206	302
			* 3.717952	45.7	ADR	33.2	-	-47.53	0	31.37	54	-22.63	-	-	206	302
			* 3.716058	57.51	PK-U	33.2	-	-47.56	0	43.15	-	-	74	-30.85	353	276
			* 3.713907	46.13	ADR	33.2	-	-47.6	0	31.73	54	-22.27	-	-	353	276
			* 9.087668	56.11	PK-U	36.2	-	-45.62	0	46.69	-	-	74	-27.31	249	259
			* 9.086371	44.62	ADR	36.2	-	-45.64	0	35.18	54	-18.82	-	-	249	259
			* 12.399984	53.93	PK-U	38.7	-	-43.99	0	48.64	-	-	74	-25.36	233	171
			* 12.399326	42.29	ADR	38.7	-	-43.98	0	37.01	54	-16.99	-	-	233	171
			* 9.088412	56.39	PK-U	36.2	-	-45.59	0	47	-	-	74	-27	204	224
			* 9.089266	44.56	ADR	36.2	-	-45.57	0	35.19	54	-18.81	-	-	204	224
			* 12.403292	53.99	PK-U	38.7	-	-44	0	48.69	-	-	74	-25.31	88	140
			* 12.401668	42.25	ADR	38.7	-	-43.99	0	36.96	54	-17.04	-	-	88	140

* - indicates frequency in CFR47 Pt 15 / IC RSS-Restricted Band
Pk - Peak detector
RMS - RMS detection

UL VERIFICATION SERVICES
47173 Benicia Street, Fremont, CA 94538; USA TEL:(510) 319-4000 FAX:(510) 661-0888
This report shall not be reproduced except in full, without the written approval of UL VERIFICATION SERVICES

HARMONICS AND SPURIOUS EMISSIONS (LOW CHANNEL / 5985MHz)

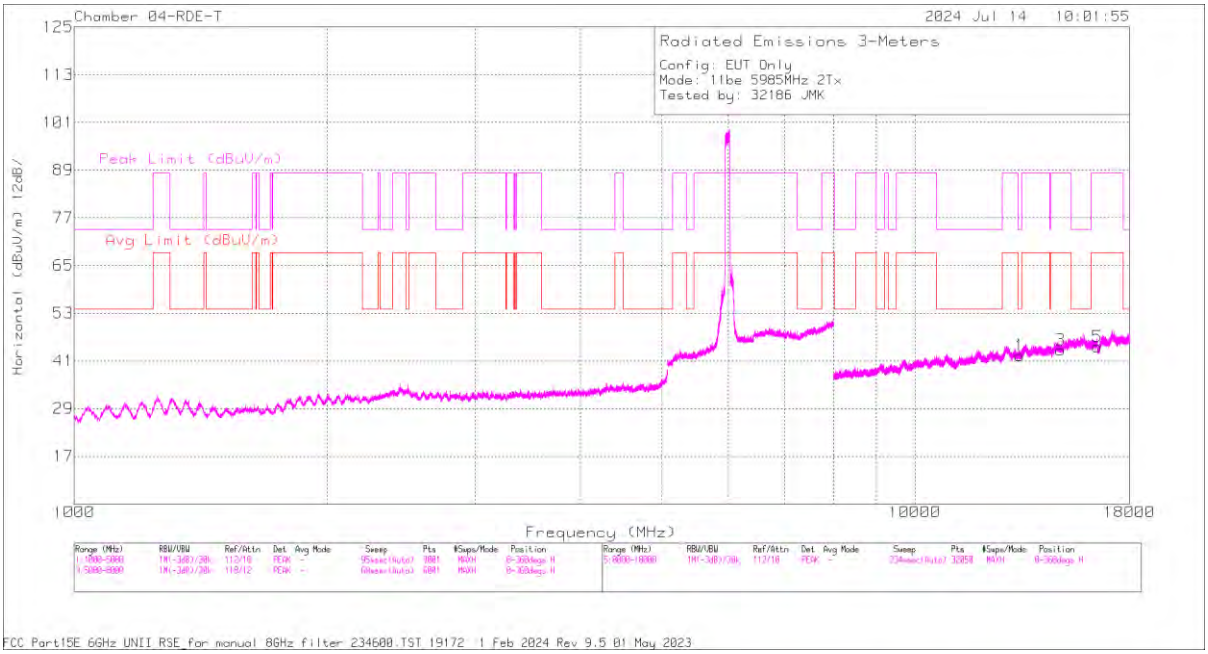

HORIZONTAL

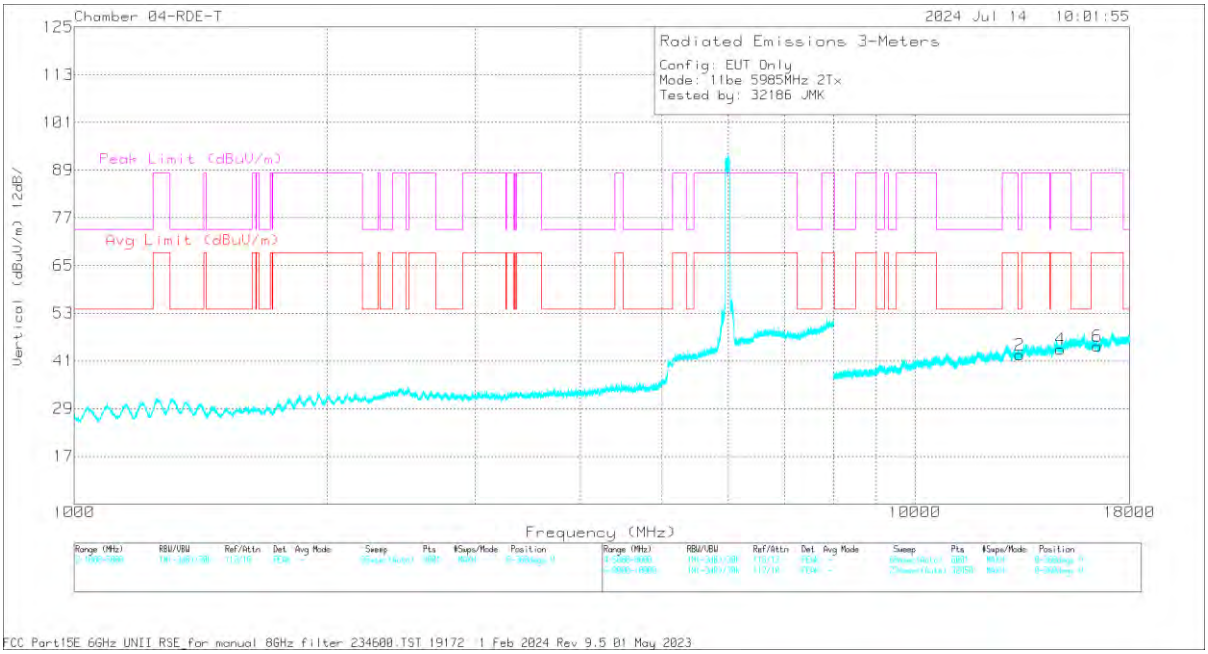

VERTICAL

UL VERIFICATION SERVICES
47173 Benicia Street, Fremont, CA 94538; USA TEL:(510) 319-4000 FAX:(510) 661-0888

This report shall not be reproduced except in full, without the written approval of UL VERIFICATION SERVICES

RADIATED EMISSIONS

Marker	Frequency (GHz)	Meter Reading (dBuV)	Det	80430 3m ACF (dB/m)	8 GHz HPF (dB)	Gain/Loss (dB)	DCCF (dB)	Corrected Reading (dBuV/m)	Avg Limit (dBuV/m)	Margin (dB)	Peak Limit (dBuV/m)	PK Margin (dB)	Azimuth (Degs)	Height (cm)	Polarity
1	* 13.328414	52.45	PK-U	39.4	.9	-40.64	0	52.11	-	-	74	-21.89	166	238	H
1	* 13.329951	41.12	ADR	39.4	.9	-40.58	0	40.84	54	-13.16	-	-	166	238	H
2	* 13.328508	52.13	PK-U	39.4	.9	-40.63	0	51.8	-	-	74	-22.2	22	119	V
2	* 13.32981	40.99	ADR	39.4	.9	-40.58	0	40.71	54	-13.29	-	-	22	119	V
3	14.899646	54.23	PK-U	40.3	.5	-40.99	0	54.04	-	-	88.2	-34.16	37	137	H
3	14.899699	54.56	PK-U	40.3	.5	-40.98	0	54.38	-	-	88.2	-33.82	12	188	V
4	14.900413	42.72	ADR	40.3	.5	-40.97	0	42.55	68.2	-25.65	-	-	12	188	V
4	14.903262	42.51	ADR	40.3	.5	-41.18	0	42.13	68.2	-26.07	-	-	37	137	H
5	16.488227	41.02	ADR	41	.5	-39.56	0	42.96	68.2	-25.24	-	-	226	146	H
5	16.488374	52.35	PK-U	41	.5	-39.56	0	54.29	-	-	88.2	-33.91	226	146	H
6	16.488378	53.07	PK-U	41	.5	-39.56	0	55.01	-	-	88.2	-33.19	18	208	V
6	16.488859	41.35	ADR	41	.5	-39.55	0	43.3	68.2	-24.9	-	-	18	208	V

* - indicates frequency in CFR47 Pt 15 / IC RSS-Restricted Band
PK-U - U-NII: Maximum Peak
ADR - U-NII AD primary method, RMS average

UL VERIFICATION SERVICES
47173 Benicia Street, Fremont, CA 94538; USA TEL:(510) 319-4000 FAX:(510) 661-0888
This report shall not be reproduced except in full, without the written approval of UL VERIFICATION SERVICES

160MHz

UNII-5 (MIMO CDD)	Channel Frequency (MHz)	Ant. #	Frequency (GHz)	Meter Reading (dBuV)	Det	AF (dB/m)	8 GHz HPF (dB)	Amp/Cbl/ Fltr/Pad (dB)	DCCF (dB)	Correct Reading (dBuV/m)	Avg Limit (dBuV/m)	Avg Margin (dB)	Pk Limit (dBuV/m)	Pk Margin (dB)	Azimuth (Degs)	Height (cm)
11be (SU Mode / Highest Power)	6025	6 + 5	* 2.227714	57.97	PK-U	31.7	-	-48.66	0	41.01	-	-	74	-32.99	118	297
			* 2.227639	46.12	ADR	31.7	-	-48.66	0.1	29.26	54	-24.74	-	-	118	297
			* 2.223738	56.95	PK-U	31.7	-	-48.8	0	39.85	-	-	74	-34.15	115	286
			* 2.225522	45.39	ADR	31.7	-	-48.79	0.1	28.4	54	-25.6	-	-	115	286
			* 10.611536	43.32	ADR	38	0.7	-41.8	0.1	40.32	54	-13.68	-	-	116	285
			* 10.612303	55.22	PK-U	38	0.7	-41.78	0	52.14	-	-	74	-21.86	116	285
			* 10.617763	54.58	PK-U	38	0.7	-41.67	0	51.61	-	-	74	-22.39	306	149
			* 10.618927	43.26	ADR	38	0.7	-41.78	0.1	40.28	54	-13.72	-	-	306	149
			* 12.367426	41.05	ADR	38.6	0.9	-41.08	0.1	39.57	54	-14.43	-	-	197	169
			* 12.367729	52.4	PK-U	38.6	0.9	-41.05	0	50.85	-	-	74	-23.15	197	169
			* 12.371867	40.97	ADR	38.6	0.9	-41.17	0.1	39.4	54	-14.6	-	-	71	286
			* 12.373749	52.35	PK-U	38.6	0.9	-41.11	0	50.74	-	-	74	-23.26	71	286
	6185	6 + 5	* 234674	59.89	PK-U	32.9	-	-48.96	0	43.83	-	-	74	-30.17	102	377
			* 2.349476	48.05	ADR	32.9	-	-48.88	0.1	32.17	54	-21.83	-	-	102	377
			* 2.332064	56.62	PK-U	32.7	-	-48.8	0	40.52	-	-	74	-33.48	152	197
			* 2.33236	44.64	ADR	32.7	-	-48.79	0.1	28.65	54	-25.35	-	-	152	197
			* 10.668364	43.1	ADR	38	0.7	-41.55	0.1	40.35	54	-13.65	-	-	262	180
			* 10.670227	54.55	PK-U	38	0.7	-41.5	0	51.75	-	-	74	-22.25	262	180
			* 10.677416	43.38	ADR	38	0.7	-41.62	0.1	40.56	54	-13.44	-	-	11	376
			* 10.680974	54.87	PK-U	38	0.7	-41.67	0	51.9	-	-	74	-22.1	11	376
			* 13.270939	41.55	ADR	39.3	0.9	-40.42	0.1	41.43	54	-12.57	-	-	57	339
			* 13.272544	52.97	PK-U	39.3	0.9	-40.43	0	52.74	-	-	74	-21.26	57	339
			* 13.379969	53.66	PK-U	39.5	1	-41.15	0	53.01	-	-	74	-20.99	262	390
			13.503666	42.57	ADR	39.4	0.9	-40.36	0.1	42.61	68.2	-25.59	-	-	262	390
	6345	6 + 5	9.685701	54.83	PK-U	36.9	0.7	-42.2	0	50.23	-	-	88.2	-37.97	260	135
			9.685908	43.31	ADR	36.9	0.7	-42.18	0.1	38.83	68.2	-29.37	-	-	260	134
			9.68665	43.09	ADR	36.9	0.7	-42.18	0.1	38.61	68.2	-29.59	-	-	322	187
			9.686651	55.63	PK-U	36.9	0.7	-42.18	0	51.05	-	-	88.2	-37.15	322	187
			12.858111	53.15	PK-U	39	0.9	-39.49	0	53.56	-	-	88.2	-34.64	244	122
			12.859	40.88	ADR	39	0.9	-39.45	0.1	41.43	68.2	-26.77	-	-	244	122
			12.868277	40.97	ADR	39	0.9	-39.25	0.1	41.72	68.2	-26.48	-	-	260	213
			12.869529	52.36	PK-U	39	0.9	-39.24	0	53.02	-	-	88.2	-35.18	260	214
			17.137932	40.6	ADR	41.8	0.5	-38.81	0.1	44.19	68.2	-24.01	-	-	350	144
			17.139355	52.56	PK-U	41.8	0.5	-38.72	0	56.14	-	-	88.2	-32.06	349	145
			17.153872	40.54	ADR	41.8	0.5	-38.48	0.1	44.46	68.2	-23.74	-	-	247	272
			17.154309	51.86	PK-U	41.8	0.5	-38.48	0	55.68	-	-	88.2	-32.52	247	273
11be (Partial RU Mode / Highest PSD)	6025 (106T-Index 53)	6 + 5	* 9.104918	55.13	PK-U	36	-	-43	0	48.13	-	-	74	-25.87	33	398
			* 9.104626	43.65	ADR	36	-	-43	0	36.65	54	-17.35	-	-	33	398
			* 12.066114	53.88	PK-U	38.6	-	-41.89	0	50.59	-	-	74	-23.41	312	101
			* 12.067489	42.26	ADR	38.6	-	-41.8	0	39.06	54	-14.94	-	-	312	101
			* 17.966831	55.62	PK-U	41.3	-	-41.4	0	55.52	-	-	74	-18.48	11	226
			* 17.967638	44.05	ADR	41.3	-	-41.34	0	44.01	54	-9.99	-	-	11	226
			* 9.105124	54.88	PK-U	36	-	-42.99	0	47.89	-	-	74	-26.11	163	226
			* 9.106916	43.56	ADR	36	-	-42.81	0	36.75	54	-17.25	-	-	163	226
			* 12.065547	53.9	PK-U	38.6	-	-41.9	0	50.6	-	-	74	-23.4	296	255
			* 12.064068	42.3	ADR	38.6	-	-41.9	0	39	54	-15	-	-	296	255
			* 17.965832	55.32	PK-U	41.3	-	-41.4	0	55.22	-	-	74	-18.78	175	238
			* 17.964761	44.02	ADR	41.4	-	-41.4	0	44.02	54	-9.98	-	-	175	238
	6185 (106T-Index 53)	6 + 5	* 9.011422	54.78	PK-U	36	-	-43.2	0	47.58	-	-	74	-26.42	342	101
			* 9.014719	42.97	ADR	36	-	-43.1	0	35.87	54	-18.13	-	-	342	101
			* 12.405181	52.64	PK-U	38.8	-	-41.32	0	50.12	-	-	74	-23.88	78	308
			* 12.403307	40.98	ADR	38.8	-	-41.23	0	38.55	54	-15.45	-	-	78	308
			* 17.933893	55.96	PK-U	41.4	-	-41.99	0	55.37	-	-	74	-18.63	99	123
			* 17.935555	44.03	ADR	41.4	-	-41.96	0	43.47	54	-10.53	-	-	99	123
			* 9.012363	54.65	PK-U	36	-	-43.16	0	47.49	-	-	74	-26.51	3	209
			* 9.014592	42.96	ADR	36	-	-43.1	0	35.86	54	-18.14	-	-	3	209
			* 12.402762	52.89	PK-U	38.8	-	-41.2	0	50.49	-	-	74	-23.51	240	139
			* 12.400218	41.03	ADR	38.8	-	-41.2	0	38.63	54	-15.37	-	-	240	139
			* 17.93331	56.38	PK-U	41.4	-	-41.93	0	55.85	-	-	74	-18.15	175	274
			* 17.932604	44.11	ADR	41.4	-	-41.9	0	43.61	54	-10.39	-	-	175	274
	6345 (106T-Index S60)	6 + 5	* 9.011078	55.21	PK-U	36	-	-43.2	0	48.01	-	-	74	-25.99	116	366
			* 9.010022	43.09	ADR	36	-	-43.1	0	35.99	54	-18.01	-	-	116	366
			* 12.684034	54.03	PK-U	39	-	-42.3	0	50.73	-	-	74	-23.27	240	101
			* 12.682082	42.32	ADR	39	-	-42.3	0	39.02	54	-14.98	-	-	240	101
			* 17.907091	56	PK-U	41.5	-	-42.19	0	55.31	-	-	74	-18.69	281	164
			* 17.910434	44.45	ADR	41.5	-	-42.06	0	43.89	54	-10.11	-	-	281	164
			* 9.011528	54.46	PK-U	36	-	-43.2	0	47.26	-	-	74	-26.74	34	398
			* 9.00902	43.11	ADR	36	-	-43	0	36.11	54	-17.89	-	-	34	398
			* 12.68282	53.88	PK-U	39	-	-42.3	0	50.58	-	-	74	-23.42	217	302
			* 12.681828	42.34	ADR	39	-	-42.3	0	39.04	54	-14.96	-	-	217	302
			* 17.907329	56.43	PK-U	41.5	-	-42.17	0	55.76	-	-	74	-18.24	260	334
			* 17.907088	44.57	ADR	41.5	-	-42.19	0	43.88	54	-10.12	-	-	260	334

* - indicates frequency in CFR47 Pt 15 / IC RSS-Restricted Band
Pk - Peak detector
RMS - RMS detection

UL VERIFICATION SERVICES
47173 Benicia Street, Fremont, CA 94538; USA TEL:(510) 319-4000 FAX:(510) 661-0888
This report shall not be reproduced except in full, without the written approval of UL VERIFICATION SERVICES

HARMONICS AND SPURIOUS EMISSIONS (LOW CHANNEL / 6025MHz)

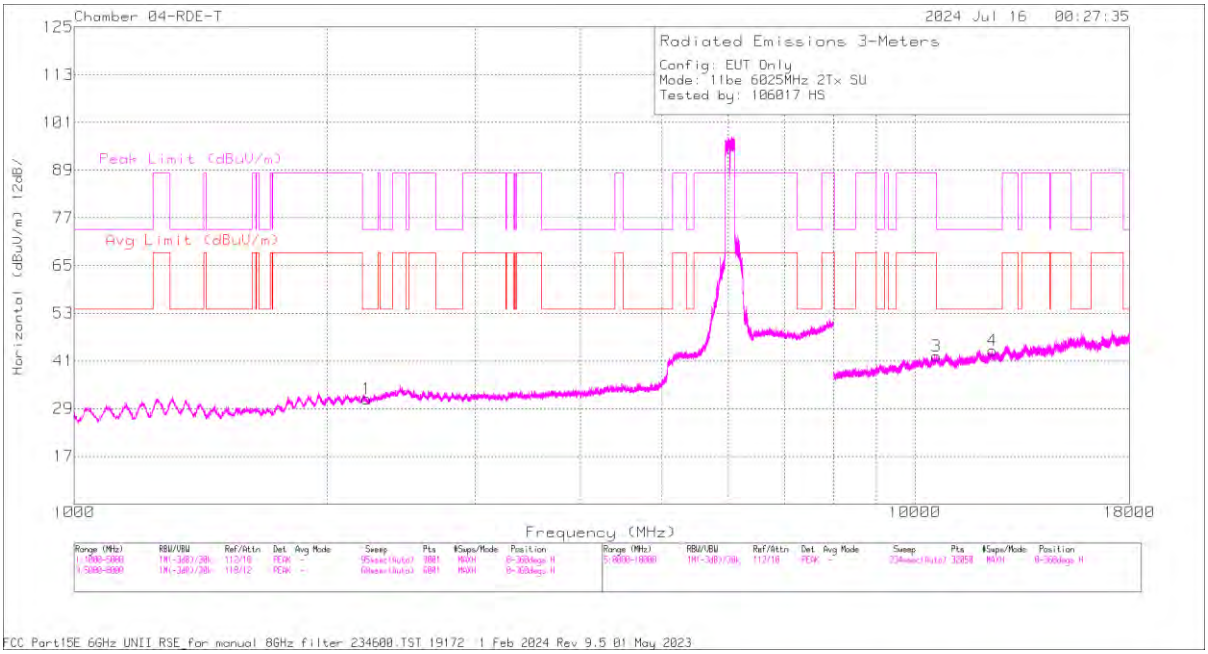

HORIZONTAL

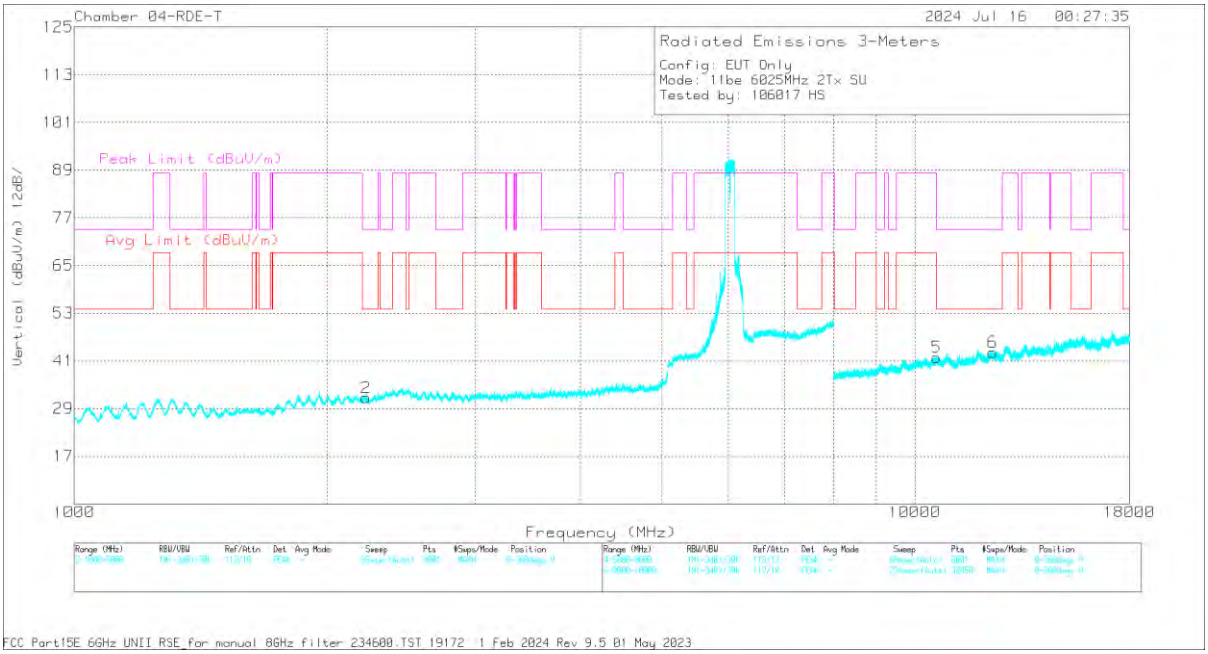

VERTICAL

UL VERIFICATION SERVICES
47173 Benicia Street, Fremont, CA 94538; USA TEL:(510) 319-4000 FAX:(510) 661-0888

This report shall not be reproduced except in full, without the written approval of UL VERIFICATION SERVICES

RADIATED EMISSIONS

Marker	Frequency (GHz)	Meter Reading (dBuV)	Det	80430 3m ACF (dB/m)	8 GHz HPF (dB)	Gain/Loss (dB)	DCCF (dB)	Corrected Reading (dBuV/m)	Avg Limit (dBuV/m)	Margin (dB)	Peak Limit (dBuV/m)	PK Margin (dB)	Azimuth (Degs)	Height (cm)	Polarity
1	* 2.227714	57.97	PK-U	31.7	-	-48.66	0	41.01	-	-	74	-32.99	118	297	H
1	* 2.227639	46.12	ADR	31.7	-	-48.66	.1	29.26	54	-24.74	-	-	118	297	H
2	* 2.223738	56.95	PK-U	31.7	-	-48.8	0	39.85	-	-	74	-34.15	115	286	V
2	* 2.225522	45.39	ADR	31.7	-	-48.79	.1	28.4	54	-25.6	-	-	115	286	V
3	* 10.611536	43.32	ADR	38	.7	-41.8	.1	40.32	54	-13.68	-	-	116	285	H
3	* 10.612303	55.22	PK-U	38	.7	-41.78	0	52.14	-	-	74	-21.86	116	285	H
5	* 10.617763	54.58	PK-U	38	.7	-41.67	0	51.61	-	-	74	-22.39	306	149	V
5	* 10.618927	43.26	ADR	38	.7	-41.78	.1	40.28	54	-13.72	-	-	306	149	V
4	* 12.367426	41.05	ADR	38.6	.9	-41.08	.1	39.57	54	-14.43	-	-	197	169	H
4	* 12.367729	52.4	PK-U	38.6	.9	-41.05	0	50.85	-	-	74	-23.15	197	169	H
6	* 12.371867	40.97	ADR	38.6	.9	-41.17	.1	39.4	54	-14.6	-	-	71	286	V
6	* 12.373749	52.35	PK-U	38.6	.9	-41.11	0	50.74	-	-	74	-23.26	71	286	V

* - indicates frequency in CFR47 Pt 15 / IC RSS-Restricted Band
PK-U - U-NII: Maximum Peak
ADR - U-NII AD primary method, RMS average

UL VERIFICATION SERVICES
47173 Benicia Street, Fremont, CA 94538; USA TEL:(510) 319-4000 FAX:(510) 661-0888
This report shall not be reproduced except in full, without the written approval of UL VERIFICATION SERVICES

1.1.6. 802.11be MIMO MODE IN UNII-6 BAND – SPURIOUS EMISSIONS

20MHz

UNII-6 (MIMO CDD)	Channel Frequency (MHz)	Ant. #	Frequency (GHz)	Meter Reading (dBuV)	Det	AF (dB/m)	8 GHz HPF (dB)	Amp/Cbl/ Fltr/Pad (dB)	DCCF (dB)	Correct Reading (dBuV/m)	Avg Limit (dBuV/m)	Avg Margin (dB)	Pk Limit (dBuV/m)	Pk Margin (dB)	Azimuth (Degs)	Height (cm)
11be (SU Mode / Highest Power)	6435	6 + 5	2.406687	58.39	PK-U	33.4	-	-48.72	0	43.07	-	-	88.2	-45.13	235	163
			2.406776	58.89	PK-U	33.4	-	-48.71	0	43.58	-	-	88.2	-44.62	200	146
			2.407658	47.05	ADR	33.4	-	-48.65	0	31.8	68.2	-36.4	-	-	200	146
			2.408299	47.33	ADR	33.4	-	-48.64	0	32.09	68.2	-36.11	-	-	235	163
			9.700388	54.93	PK-U	36.9	0.7	-42.13	0	50.4	-	-	88.2	-37.8	117	163
			9.701718	55.08	PK-U	36.9	0.7	-42.04	0	50.64	-	-	88.2	-37.56	230	284
			9.701882	43.29	ADR	36.9	0.7	-42.04	0	38.85	68.2	-29.35	-	-	117	163
			9.705048	43.23	ADR	36.9	0.7	-41.78	0	39.05	68.2	-29.15	-	-	230	284
			14.620565	42.95	ADR	39.7	0.6	-41.18	0	42.07	68.2	-26.13	-	-	174	152
			14.62072	54.31	PK-U	39.7	0.6	-41.18	0	53.43	-	-	88.2	-34.77	174	152
			14.622608	42.72	ADR	39.7	0.6	-41.2	0	41.82	68.2	-26.38	-	-	314	113
			14.625458	54.08	PK-U	39.7	0.6	-41.32	0	53.06	-	-	88.2	-35.14	314	113
	6475	6 + 5	* 3.688748	54.44	PK-U	33.3	-	-45.54	0	42.2	-	-	74	-31.8	50	155
			* 3.691157	42.96	ADR	33.3	-	-45.38	0	30.88	54	-23.12	-	-	50	155
			* 3.690674	54.39	PK-U	33.3	-	-45.4	0	42.29	-	-	74	-31.71	105	137
			* 3.691475	43.13	ADR	33.3	-	-45.39	0	31.04	54	-22.96	-	-	105	137
			9.868387	43.64	ADR	37.4	0.7	-43.3	0	38.44	68.2	-29.76	-	-	246	252
			9.869245	43.58	ADR	37.4	0.7	-43.32	0	38.36	68.2	-29.84	-	-	210	247
			9.869522	43.55	ADR	37.4	0.7	-43.31	0	38.34	68.2	-29.86	-	-	152	156
			9.870051	55.55	PK-U	37.4	0.7	-43.3	0	50.35	-	-	88.2	-37.85	210	247
			9.870086	55.07	PK-U	37.4	0.7	-43.3	0	49.87	-	-	88.2	-38.33	152	156
			9.870565	55.26	PK-U	37.4	0.7	-43.32	0	50.04	-	-	88.2	-38.16	246	252
			14.595006	54.44	PK-U	39.6	0.7	-41.05	0	53.69	-	-	88.2	-34.51	103	139
			14.595411	42.78	ADR	39.6	0.7	-41	0	42.08	68.2	-26.12	-	-	103	139
	6515	6 + 5	2.458727	47.36	ADR	33.4	-	-48.56	0	32.2	68.2	-36	-	-	122	153
			2.45903	59	PK-U	33.4	-	-48.54	0	43.86	-	-	88.2	-44.34	122	153
			2.46003	47.3	ADR	33.4	-	-48.56	0	32.14	68.2	-36.06	-	-	180	164
			2.460255	59.1	PK-U	33.4	-	-48.58	0	43.92	-	-	88.2	-44.28	180	164
			* 9.119215	54.52	PK-U	36	0.8	-42.14	0	49.18	-	-	74	-24.82	356	129
			* 9.120568	43.19	ADR	36	0.8	-42.11	0	37.88	54	-16.12	-	-	356	129
			* 9.122772	55.14	PK-U	36	0.8	-42.09	0	49.85	-	-	74	-24.15	243	246
			* 9.123644	43.24	ADR	36	0.8	-42.14	0	37.9	54	-16.1	-	-	243	246
			12.989643	53.87	PK-U	39	0.9	-40.54	0	53.23	-	-	88.2	-34.97	284	144
			12.991446	42.09	ADR	39	0.9	-40.55	0	41.44	68.2	-26.76	-	-	284	144
			12.992285	61.46	PK-U	39	0.9	-40.56	0	60.8	-	-	88.2	-27.4	304	237
			12.99306	43.63	ADR	39	0.9	-40.63	0	42.9	68.2	-25.3	-	-	304	237
11be (Partial RU Mode / Highest PSD)	6435 (106+26T-Index82)	6 + 5	* 4.011476	55.02	PK-U	33.4	-	-45.88	0	42.54	-	-	74	-31.46	81	219
			* 4.014657	43.07	ADR	33.4	-	-45.6	0	30.87	54	-23.13	-	-	81	219
			* 4.013225	54.76	PK-U	33.4	-	-45.7	0	42.46	-	-	74	-31.54	172	209
			* 4.014285	42.91	ADR	33.4	-	-45.63	0	30.68	54	-23.32	-	-	172	209
			1.948652	45.87	ADR	31.5	-	-48.44	0	28.93	68.2	-39.27	-	-	41	190
			1.948941	46.04	ADR	31.5	-	-48.43	0	29.11	68.2	-39.09	-	-	106	289
			1.951048	57.47	PK-U	31.5	-	-48.17	0	40.8	-	-	88.2	-47.4	41	190
			1.951447	57.34	PK-U	31.5	-	-48.17	0	40.67	-	-	88.2	-47.53	106	289
			* 10.863719	42.73	ADR	37.9	0.8	-41.5	0	39.93	54	-14.07	-	-	261	306
			* 10.866162	54.71	PK-U	37.9	0.8	-41.49	0	51.92	-	-	74	-22.08	261	306
			* 10.868248	54.34	PK-U	37.9	0.8	-41.5	0	51.54	-	-	74	-22.46	322	119
			* 10.869344	42.84	ADR	37.9	0.8	-41.46	0	40.08	54	-13.92	-	-	322	119
	6475 (106+26T-Index82)	6 + 5	* 3.985057	55.97	PK-U	33.4	-	-45.79	0	43.58	-	-	74	-30.42	90	138
			* 3.986519	44.25	ADR	33.4	-	-45.7	0	31.95	54	-22.05	-	-	90	138
			* 3.985667	56.14	PK-U	33.4	-	-45.75	0	43.79	-	-	74	-30.21	196	209
			* 3.985224	44.39	ADR	33.4	-	-45.78	0	32.01	54	-21.99	-	-	196	209
			18.48916	60.2	PK-U	30.8	-	-48.72	0	42.28	-	-	88.2	-45.92	43	139
			18.50261	48.26	ADR	30.8	-	-48.56	0	30.5	68.2	-37.7	-	-	43	139
			18.51129	48.35	ADR	30.8	-	-48.54	0	30.61	68.2	-37.59	-	-	150	239
			18.51145	60.02	PK-U	30.8	-	-48.53	0	42.29	-	-	88.2	-45.91	150	239
			* 11.960435	41.78	ADR	38.8	0.8	-40.73	0	40.65	54	-13.35	-	-	304	234
			* 11.961116	53.35	PK-U	38.8	0.8	-40.73	0	52.22	-	-	74	-21.78	304	234
			* 11.962054	53.1	PK-U	38.8	0.8	-40.81	0	51.89	-	-	74	-22.11	261	109
			* 11.962144	41.21	ADR	38.8	0.8	-40.81	0	40	54	-14	-	-	261	109
	6515 (106+26T-Index83)	6 + 5	* 1.368074	57.31	PK-U	29.3	-	-47.91	0	38.7	-	-	74	-35.3	35	184
			* 1.367769	46.05	ADR	29.3	-	-47.92	0	27.43	54	-26.57	-	-	35	184
			* 4.103491	53.68	PK-U	33.5	-	-46.07	0	41.11	-	-	74	-32.89	88	219
			* 4.103027	42.29	ADR	33.5	-	-46.08	0	29.71	54	-24.29	-	-	88	219
			* 13.68835	57.33	PK-U	29.3	-	-47.92	0	38.71	-	-	74	-35.29	122	224
			* 13.67872	45.91	ADR	29.3	-	-47.92	0	27.29	54	-26.71	-	-	122	224
			* 4.105913	54.34	PK-U	33.5	-	-46.1	0	41.74	-	-	74	-32.26	122	225
			* 4.106892	42.84	ADR	33.5	-	-46.11	0	30.23	54	-23.77	-	-	122	225
			* 12.00296	41.78	ADR	38.8	0.9	-40.86	0	40.62	54	-13.38	-	-	231	337
			* 12.003617	53.34	PK-U	38.8	0.9	-40.82	0	52.22	-	-	74	-21.78	231	337
			* 12.00403	41.87	ADR	38.8	0.9	-40.8	0	40.77	54	-13.23	-	-	151	230
			* 12.004194	53.33	PK-U	38.8	0.9	-40.8	0	52.23	-	-	74	-21.77	151	230

* - indicates frequency in CFR47 Pt 15 / IC RSS-Restricted Band
Pk - Peak detector
RMS - RMS detection

UL VERIFICATION SERVICES
47173 Benicia Street, Fremont, CA 94538; USA TEL:(510) 319-4000 FAX:(510) 661-0888
This report shall not be reproduced except in full, without the written approval of UL VERIFICATION SERVICES

HARMONICS AND SPURIOUS EMISSIONS (LOW CHANNEL / 6435MHz)

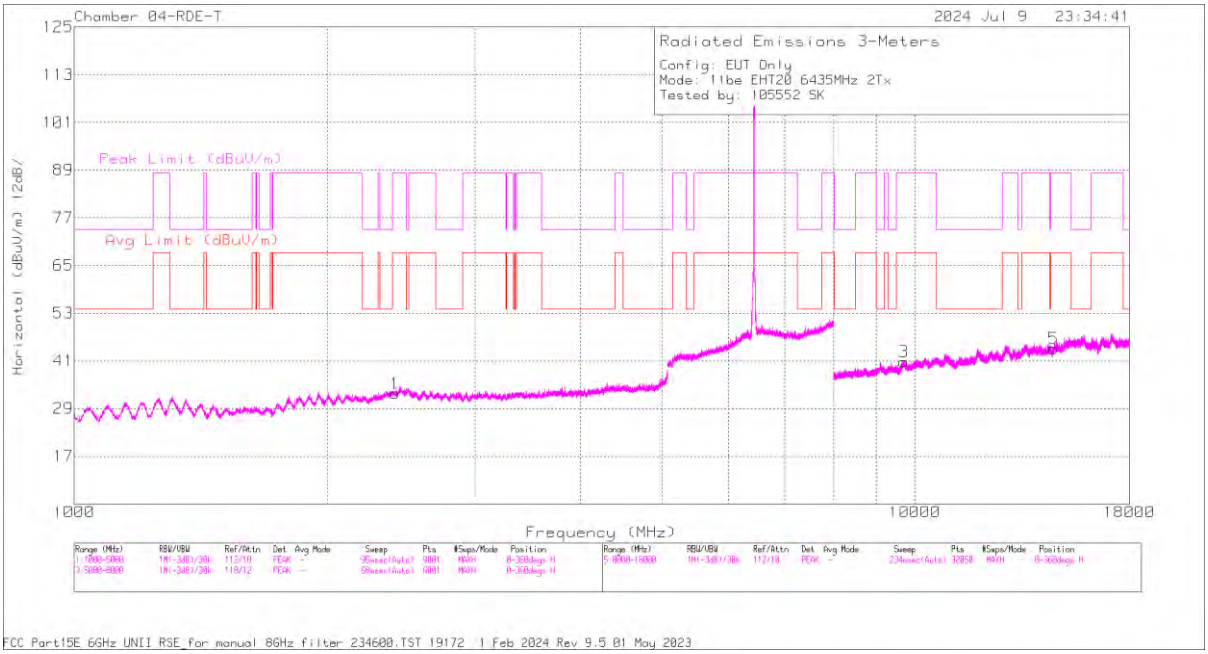

HORIZONTAL

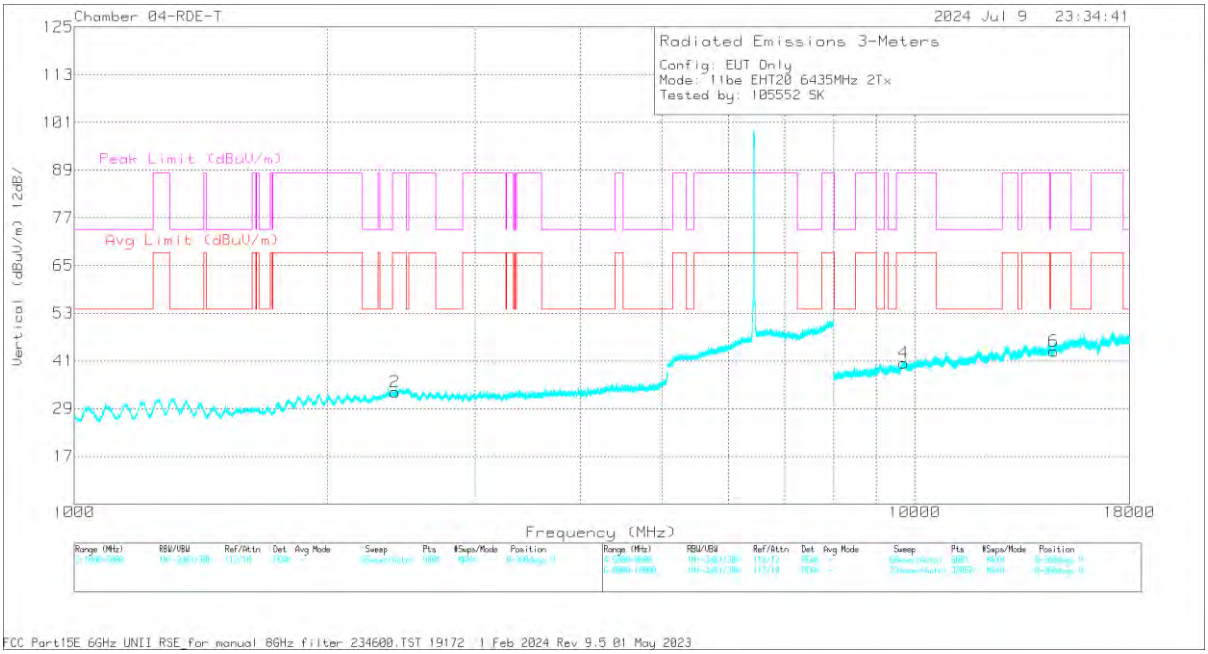

VERTICAL

UL VERIFICATION SERVICES
47173 Benicia Street, Fremont, CA 94538; USA TEL:(510) 319-4000 FAX:(510) 661-0888

This report shall not be reproduced except in full, without the written approval of UL VERIFICATION SERVICES

RADIATED EMISSIONS

Marker	Frequency (GHz)	Meter Reading (dBuV)	Det	80430 3m ACF (dB/m)	8 GHz HPF (dB)	Gain/Loss (dB)	DCCF (dB)	Corrected Reading (dBuV/m)	Avg Limit (dBuV/m)	Margin (dB)	Peak Limit (dBuV/m)	PK Margin (dB)	Azimuth (Degs)	Height (cm)	Polarity
1	2.406687	58.39	PK-U	33.4	-	-48.72	0	43.07	-	-	88.2	-45.13	235	163	H
2	2.406776	58.89	PK-U	33.4	-	-48.71	0	43.58	-	-	88.2	-44.62	200	146	V
2	2.407658	47.05	ADR	33.4	-	-48.65	0	31.8	68.2	-36.4	-	-	200	146	V
1	2.408299	47.33	ADR	33.4	-	-48.64	0	32.09	68.2	-36.11	-	-	235	163	H
3	9.700388	54.93	PK-U	36.9	.7	-42.13	0	50.4	-	-	88.2	-37.8	117	163	H
4	9.701718	55.08	PK-U	36.9	.7	-42.04	0	50.64	-	-	88.2	-37.56	230	284	V
3	9.701882	43.29	ADR	36.9	.7	-42.04	0	38.85	68.2	-29.35	-	-	117	163	H
4	9.705048	43.23	ADR	36.9	.7	-41.78	0	39.05	68.2	-29.15	-	-	230	284	V
5	14.620565	42.95	ADR	39.7	.6	-41.18	0	42.07	68.2	-26.13	-	-	174	152	H
5	14.62072	54.31	PK-U	39.7	.6	-41.18	0	53.43	-	-	88.2	-34.77	174	152	H
6	14.622608	42.72	ADR	39.7	.6	-41.2	0	41.82	68.2	-26.38	-	-	314	113	V
6	14.625458	54.08	PK-U	39.7	.6	-41.32	0	53.06	-	-	88.2	-35.14	314	113	V

PK-U - U-NII: Maximum Peak
ADR - U-NII AD primary method, RMS average

UL VERIFICATION SERVICES
47173 Benicia Street, Fremont, CA 94538; USA TEL:(510) 319-4000 FAX:(510) 661-0888
This report shall not be reproduced except in full, without the written approval of UL VERIFICATION SERVICES

40MHz

UNII-6 (MIMO CDD)	Channel Frequency (MHz)	Ant. #	Frequency (GHz)	Meter Reading (dBuV)	Det	AF (dB/m)	8 GHz HPF (dB)	Amp/Cbl/ Fltr/Pad (dB)	DCCF (dB)	Correct Reading (dBuV/m)	Avg Limit (dBuV/m)	Avg Margin (dB)	Pk Limit (dBuV/m)	Pk Margin (dB)	Azimuth (Degs)	Height (cm)
11be (SU Mode / Highest Power)	6445	6 + 5	8.553343	54.98	PK-U	35.8	0.9	-42.76	0	48.92	-	-	88.2	-39.28	109	303
			8.556759	42.96	ADR	35.8	0.9	-42.76	0	36.9	68.2	-31.3	-	-	109	303
			8.564243	42.84	ADR	35.8	0.9	-42.78	0	36.76	68.2	-31.44	-	-	262	124
			8.565272	54.32	PK-U	35.8	0.9	-42.85	0	48.17	-	-	88.2	-40.03	262	124
			13.532265	55	PK-U	39.4	0.9	-40.29	0	55.01	-	-	88.2	-33.19	254	187
			13.533147	42.38	ADR	39.4	0.9	-40.29	0	42.39	68.2	-25.81	-	-	254	187
			13.544482	54.16	PK-U	39.4	0.9	-39.83	0	54.63	-	-	88.2	-33.57	134	371
			13.546286	42.69	ADR	39.4	0.9	-39.8	0	43.19	68.2	-25.01	-	-	134	371
			17.153403	52.74	PK-U	41.8	0.5	-38.49	0	56.55	-	-	88.2	-31.65	305	227
			17.153581	40.88	ADR	41.8	0.5	-38.49	0	44.69	68.2	-23.51	-	-	192	215
			17.155396	52.38	PK-U	41.8	0.5	-38.43	0	56.25	-	-	88.2	-31.95	192	215
			17.156932	40.83	ADR	41.8	0.6	-38.39	0	44.84	68.2	-23.36	-	-	305	227
	6485	6 + 5	* 10.899615	54.04	PK-U	37.9	0.8	-40.65	0	52.09	-	-	74	-21.91	355	136
			* 10.899525	42.28	ADR	37.9	0.8	-40.66	0	40.32	54	-13.68	-	-	355	136
			* 13.338588	52.46	PK-U	39.4	0.9	-40.65	0	52.11	-	-	74	-21.89	333	110
			* 13.339291	40.95	ADR	39.4	0.9	-40.66	0	40.59	54	-13.41	-	-	333	110
			* 15.850037	52.98	PK-U	41.2	0.5	-37.99	0	56.69	-	-	74	-17.31	287	162
			* 15.847675	40.95	ADR	41.2	0.5	-38.04	0	44.61	54	-9.39	-	-	287	162
			* 10.887172	54.14	PK-U	37.9	0.8	-40.61	0	52.23	-	-	74	-21.77	232	225
			* 10.884312	42.58	ADR	37.9	0.8	-40.76	0	40.52	54	-13.48	-	-	232	225
			* 13.330136	52.74	PK-U	39.4	0.9	-40.59	0	52.45	-	-	74	-21.55	254	285
			* 13.330554	41.17	ADR	39.4	0.9	-40.63	0	40.84	54	-13.16	-	-	254	285
			* 15.845714	52.7	PK-U	41.2	0.5	-38.12	0	56.28	-	-	74	-17.72	92	183
			* 15.84614	41.08	ADR	41.2	0.5	-38.08	0	44.7	54	-9.3	-	-	92	183
	6525 (Straddle)	6 + 5	* 3.939423	57.53	PK-U	33.4	-	-45.87	0	45.06	-	-	74	-28.94	359	116
			* 3.939192	45.98	ADR	33.4	-	-45.86	0	33.52	54	-20.48	-	-	359	116
			* 1.678823	61.44	PK-U	28.8	-	-48.08	0	42.16	-	-	74	-31.84	276	150
			* 1.67684	49.41	ADR	28.8	-	-47.96	0	30.25	54	-23.75	-	-	276	150
			* 3.943205	58.11	PK-U	33.4	-	-45.69	0	45.82	-	-	74	-28.18	194	118
			* 3.94364	45.84	ADR	33.4	-	-45.65	0	33.59	54	-20.41	-	-	194	118
			16.57756	58.26	PK-U	28.6	-	-47.67	0	39.19	-	-	88.2	-49.01	341	178
			16.58192	46.71	ADR	28.6	-	-47.65	0	27.66	68.2	-40.54	-	-	341	178
			* 15.823387	40.66	ADR	41.2	0.5	-39.01	0	43.35	54	-10.65	-	-	17	109
			* 15.824039	53.07	PK-U	41.2	0.5	-38.95	0	55.82	-	-	74	-18.18	80	264
			* 15.824138	41.11	ADR	41.2	0.5	-38.94	0	43.87	54	-10.13	-	-	80	264
			* 15.824526	52.63	PK-U	41.2	0.5	-38.9	0	55.43	-	-	74	-18.57	17	109
11be (Partial RU Mode / Highest PSD)	6445 (106T-Index 53)	6 + 5	12.192391	56.5	PK-U	38.9	-	-44.78	0	50.62	-	-	74	-23.38	143	147
			12.19568	44.72	ADR	38.9	-	-44.78	0	38.84	54	-15.16	-	-	143	147
			12.201047	56.78	PK-U	38.9	-	-44.93	0	50.75	-	-	74	-23.25	344	109
			12.222341	44.75	ADR	38.9	-	-44.85	0	38.8	54	-15.2	-	-	344	109
			14.470218	57.15	PK-U	39.5	-	-44.64	0	52.01	-	-	74	-21.99	218	105
			14.482669	57.35	PK-U	39.5	-	-44.6	0	52.25	-	-	74	-21.75	240	156
			14.490446	45.91	ADR	39.5	-	-44.66	0	40.75	54	-13.25	-	-	240	156
			14.491235	46	ADR	39.5	-	-44.67	0	40.83	54	-13.17	-	-	218	105
			16.708627	57.34	PK-U	41.6	-	-43.73	0	55.21	-	-	88.2	-32.99	258	222
			16.71607	45.77	ADR	41.6	-	-43.82	0	43.55	68.2	-24.65	-	-	258	222
			16.734406	57.28	PK-U	41.6	-	-43.9	0	54.98	-	-	88.2	-33.22	117	157
			16.736563	45.53	ADR	41.6	-	-43.85	0	43.28	68.2	-24.92	-	-	117	157
	6485 (106T-Index 53)	6 + 5	12.68388	44.52	ADR	39.4	-	-44.47	0	39.45	54	-14.55	-	-	38	202
			12.690198	55.87	PK-U	39.4	-	-44.52	0	50.75	-	-	74	-23.25	52	174
			12.710316	44.48	ADR	39.5	-	-44.72	0	39.26	68.2	-28.94	-	-	52	174
			12.711959	56.22	PK-U	39.5	-	-44.7	0	51.02	-	-	88.2	-37.18	38	202
			14.751503	57.4	PK-U	39.9	-	-44.38	0	52.92	-	-	88.2	-35.28	42	101
			14.752815	57.42	PK-U	39.9	-	-44.33	0	52.99	-	-	88.2	-35.21	264	116
			14.764206	45.98	ADR	39.9	-	-44.31	0	41.57	68.2	-26.63	-	-	42	101
			14.766189	45.89	ADR	39.9	-	-44.39	0	41.4	68.2	-26.8	-	-	264	116
			16.788267	56.87	PK-U	41.7	-	-43.84	0	54.73	-	-	88.2	-33.47	237	109
			16.788941	44.96	ADR	41.7	-	-43.82	0	42.84	68.2	-25.36	-	-	237	109
			16.792693	44.97	ADR	41.7	-	-43.9	0	42.77	68.2	-25.43	-	-	176	106
			16.800186	56.26	PK-U	41.7	-	-43.8	0	54.16	-	-	88.2	-34.04	176	106
	6525 (Straddle) (106T-Index 56)	6 + 5	13.046162	44.71	ADR	39.2	-	-44.34	0	39.57	68.2	-28.63	-	-	134	173
			13.052405	44.81	ADR	39.2	-	-44.31	0	39.7	68.2	-28.5	-	-	93	101
			13.062991	56.95	PK-U	39.2	-	-44.22	0	51.93	-	-	88.2	-36.27	93	101
			13.075137	56.27	PK-U	39.2	-	-43.97	0	51.5	-	-	88.2	-36.7	134	173
			15.32443	45.25	ADR	40.1	-	-44.05	0	41.3	68.2	-26.9	-	-	4	100
			15.339996	56.91	PK-U	40.1	-	-44.35	0	52.66	-	-	88.2	-35.54	4	100
			15.346074	56.57	PK-U	40.1	-	-44.22	0	52.45	-	-	88.2	-35.75	264	116
			15.350077	45.12	ADR	40.1	-	-44.06	0	41.16	54	-12.84	-	-	264	116
			16.860142	56.69	PK-U	41.7	-	-43.89	0	54.5	-	-	88.2	-33.7	309	128
			16.876833	44.83	ADR	41.7	-	-43.78	0	42.75	68.2	-25.45	-	-	357	105
			16.880835	56.3	PK-U	41.7	-	-43.89	0	54.11	-	-	88.2	-34.09	357	105
			16.880962	44.76	ADR	41.7	-	-43.91	0	42.55	68.2	-25.65	-	-	309	128

* - indicates frequency in CFR47 Pt 15 / IC RSS-Restricted Band
Pk - Peak detector
RMS - RMS detection

UL VERIFICATION SERVICES
47173 Benicia Street, Fremont, CA 94538; USA TEL:(510) 319-4000 FAX:(510) 661-0888
This report shall not be reproduced except in full, without the written approval of UL VERIFICATION SERVICES

HARMONICS AND SPURIOUS EMISSIONS (LOW CHANNEL / 6445MHz)

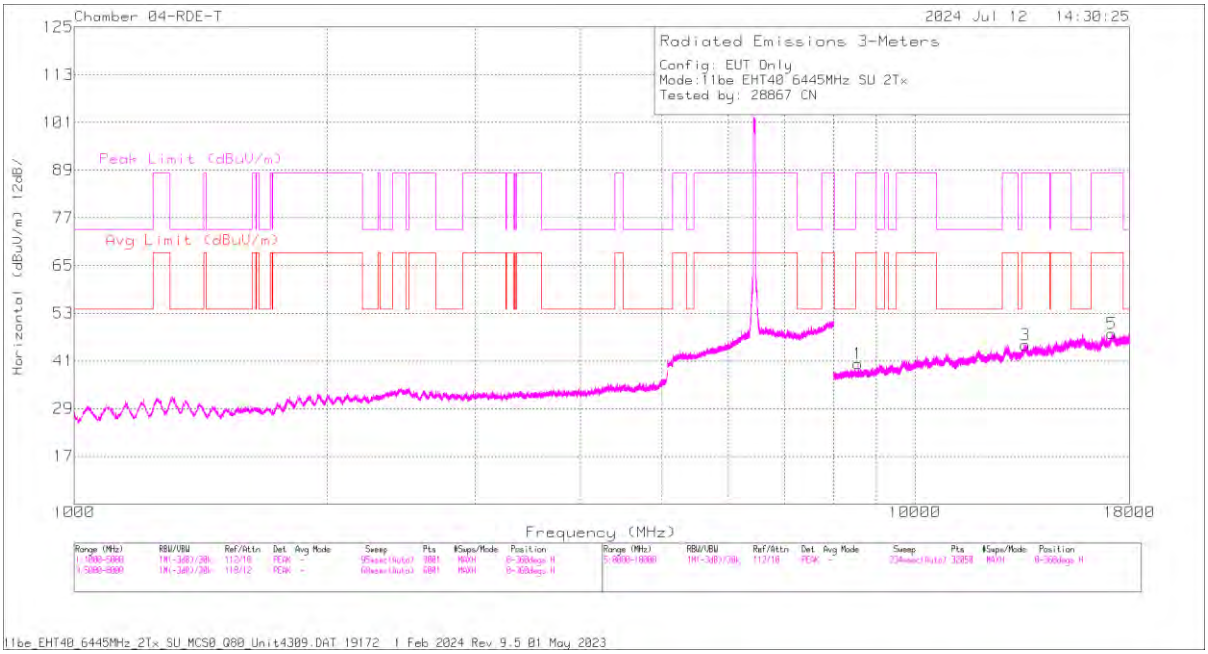

HORIZONTAL

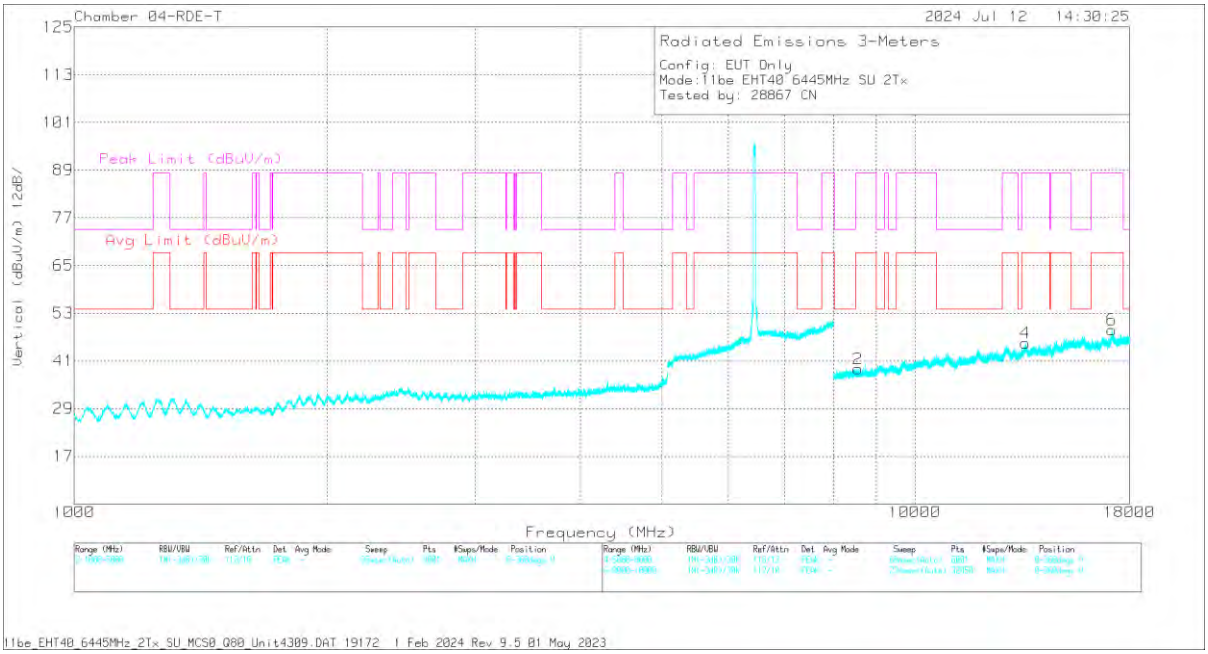

VERTICAL

UL VERIFICATION SERVICES
47173 Benicia Street, Fremont, CA 94538; USA TEL:(510) 319-4000 FAX:(510) 661-0888

This report shall not be reproduced except in full, without the written approval of UL VERIFICATION SERVICES

RADIATED EMISSIONS

Marker	Frequency (GHz)	Meter Reading (dBuV)	Det	80430 3m ACF (dB/m)	8 GHz HPF (dB)	DCCF (dB)	Gain/Loss (dB)	Corrected Reading (dBuV/m)	Avg Limit (dBuV/m)	Margin (dB)	Peak Limit (dBuV/m)	PK Margin (dB)	Azimuth (Degs)	Height (cm)	Polarity
1	8.553343	54.98	PK-U	35.8	0.9	0	-42.76	48.92	-	-	88.2	-39.28	109	303	H
	8.556759	42.96	ADR	35.8	0.9	0	-42.76	36.9	68.2	-31.3	-	-	109	303	H
2	8.564243	42.84	ADR	35.8	0.9	0	-42.78	36.76	68.2	-31.44	-	-	262	124	V
	8.565272	54.32	PK-U	35.8	0.9	0	-42.85	48.17	-	-	88.2	-40.03	262	124	V
4	13.532265	55	PK-U	39.4	0.9	0	-40.29	55.01	-	-	88.2	-33.19	254	187	V
	13.533147	42.38	ADR	39.4	0.9	0	-40.29	42.39	68.2	-25.81	-	-	254	187	V
3	13.544482	54.16	PK-U	39.4	0.9	0	-39.83	54.63	-	-	88.2	-33.57	134	371	H
	13.546286	42.69	ADR	39.4	0.9	0	-39.8	43.19	68.2	-25.01	-	-	134	371	H
5	17.153403	52.74	PK-U	41.8	0.5	0	-38.49	56.55	-	-	88.2	-31.65	305	227	H
	17.153581	40.88	ADR	41.8	0.5	0	-38.49	44.69	68.2	-23.51	-	-	192	215	V
6	17.155396	52.38	PK-U	41.8	0.5	0	-38.43	56.25	-	-	88.2	-31.95	192	215	V
	17.156932	40.83	ADR	41.8	0.6	0	-38.39	44.84	68.2	-23.36	-	-	305	227	H

* - indicates frequency in CFR47 Pt 15 / IC RSS-Restricted Band
PK-U - U-NII: Maximum Peak
ADR - U-NII AD primary method, RMS average

UL VERIFICATION SERVICES
47173 Benicia Street, Fremont, CA 94538; USA TEL:(510) 319-4000 FAX:(510) 661-0888
This report shall not be reproduced except in full, without the written approval of UL VERIFICATION SERVICES

80MHz

UNII-6 (MIMO CDD)	Channel Frequency (MHz)	Ant. #	Frequency (GHz)	Meter Reading (dBuV)	Det	AF (dB/m)	8 GHz HPF (dB)	Amp/Cbl/ Fltr/Pad (dB)	DCCF (dB)	Correct Reading (dBuV/m)	Avg Limit (dBuV/m)	Avg Margin (dB)	Pk Limit (dBuV/m)	Pk Margin (dB)	Azimuth (Degs)	Height (cm)
11be (SU Mode / Highest Power)	6465	6 + 5	* 11.676188	53.47	PK-U	38.5	0.8	-40.52	0	52.25	-	-	74	-21.75	96	127
			* 11.680109	42.32	ADR	38.5	0.8	-40.39	0	41.23	54	-12.77	-	-	96	127
			* 11.676792	53.97	PK-U	38.5	0.8	-40.51	0	52.76	-	-	74	-21.24	106	186
			* 11.679983	42.16	ADR	38.5	0.8	-40.38	0	41.08	54	-12.92	-	-	106	186
			14.20128	43.27	ADR	39.4	0.6	-41.52	0	41.75	68.2	-26.45	-	-	259	245
			14.202003	43.18	ADR	39.4	0.6	-41.48	0	41.7	68.2	-26.5	-	-	93	198
			14.202061	54.78	PK-U	39.4	0.6	-41.48	0	53.3	-	-	88.2	-34.9	93	198
			14.202632	54.65	PK-U	39.4	0.6	-41.52	0	53.13	-	-	88.2	-35.07	259	245
			16.976783	52.79	PK-U	41.8	0.6	-38.85	0	56.34	-	-	88.2	-31.86	359	226
			16.976869	53.2	PK-U	41.8	0.6	-38.85	0	56.75	-	-	88.2	-31.45	294	199
			16.979644	41.09	ADR	41.8	0.6	-39.06	0	44.43	68.2	-23.77	-	-	294	199
			16.979678	41.24	ADR	41.8	0.6	-39.06	0	44.58	68.2	-23.62	-	-	359	226
11be (Partial RU Mode / Highest PSD)	6465 (242T-Index 61)	6 + 5	* 2.807707	59.37	PK-U	32.3	-	-49.31	0	42.36	-	-	74	-31.64	262	225
			* 2.809423	47.64	ADR	32.3	-	-49.3	0	30.64	54	-23.36	-	-	262	225
			* 2.809186	59.53	PK-U	32.3	-	-49.3	0	42.53	-	-	74	-31.47	281	127
			* 2.80706	47.54	ADR	32.3	-	-49.3	0	30.54	54	-23.46	-	-	281	127
			* 9.409832	56.53	PK-U	36.4	-	-46	0	46.93	-	-	74	-27.07	178	259
			* 9.410336	44.96	ADR	36.4	-	-46	0	35.36	54	-18.64	-	-	178	259
			* 12.379079	53.86	PK-U	38.7	-	-43.4	0	49.16	-	-	74	-24.84	210	239
			* 12.37637	42.51	ADR	38.7	-	-43.29	0	37.92	54	-16.08	-	-	210	239
			* 9.407686	56.47	PK-U	36.4	-	-46.03	0	46.84	-	-	74	-27.16	255	247
			* 9.405359	45.02	ADR	36.4	-	-46.02	0	35.4	54	-18.6	-	-	255	247
			* 12.378939	54.26	PK-U	38.7	-	-43.4	0	49.56	-	-	74	-24.44	210	151
			* 12.377789	42.26	ADR	38.7	-	-43.32	0	37.64	54	-16.36	-	-	210	151

* - indicates frequency in CFR47 Pt 15 / IC RSS-Restricted Band
Pk - Peak detector
RMS - RMS detection

UL VERIFICATION SERVICES
47173 Benicia Street, Fremont, CA 94538; USA TEL:(510) 319-4000 FAX:(510) 661-0888
This report shall not be reproduced except in full, without the written approval of UL VERIFICATION SERVICES

HARMONICS AND SPURIOUS EMISSIONS (MID CHANNEL / 6465MHz)

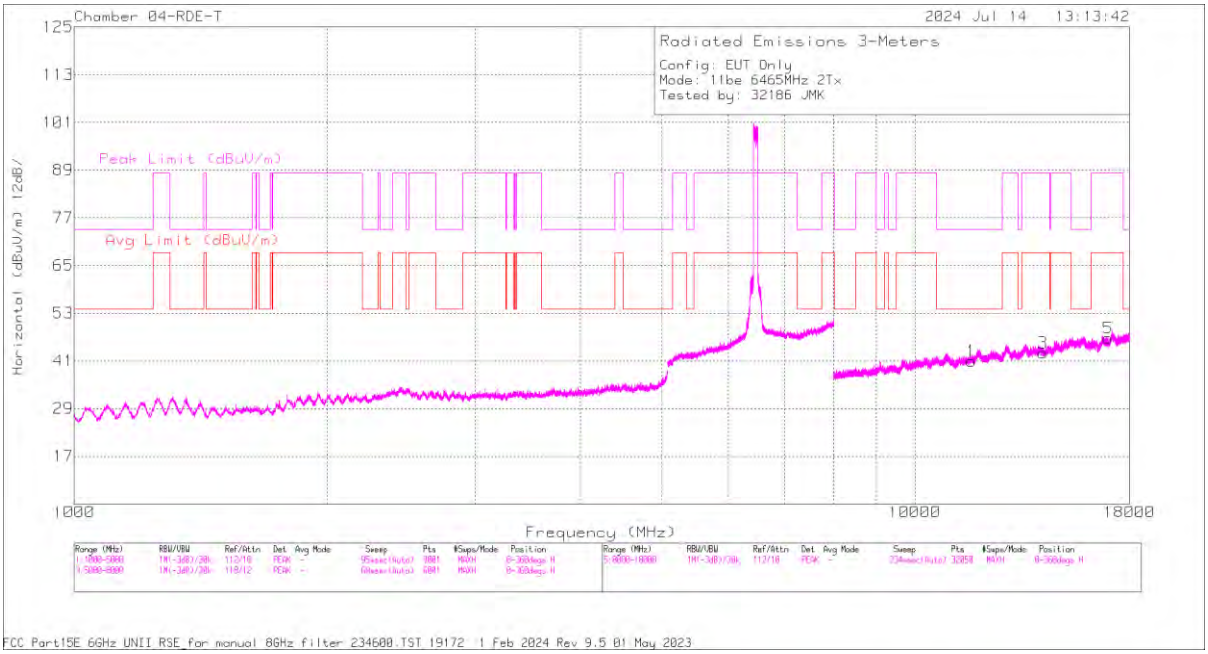

HORIZONTAL

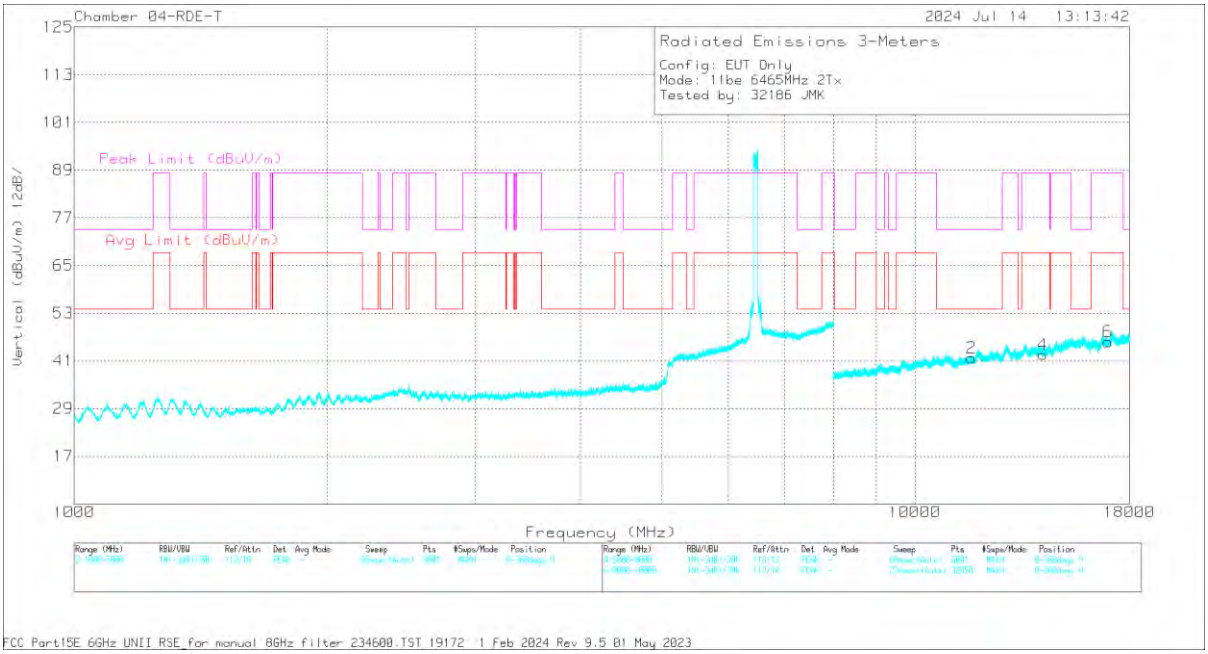

VERTICAL

UL VERIFICATION SERVICES
47173 Benicia Street, Fremont, CA 94538; USA TEL:(510) 319-4000 FAX:(510) 661-0888

This report shall not be reproduced except in full, without the written approval of UL VERIFICATION SERVICES

RADIATED EMISSIONS

Marker	Frequency (MHz)	Meter Reading (dBuV)	Det	80430 3m ACF (dB/m)	8 GHz HPF (dB)	Gain/Loss (dB)	DCCF (dB)	Corrected Reading (dBuV/m)	Avg Limit (dBuV/m)	Margin (dB)	Peak Limit (dBuV/m)	PK Margin (dB)	Azimuth (Degs)	Height (cm)	Polarity
1	* 11.676188	53.47	PK-U	38.5	.8	-40.52	0	52.25	-	-	74	-21.75	96	127	H
1	* 11.680109	42.32	ADR	38.5	.8	-40.39	0	41.23	54	-12.77	-	-	96	127	H
2	* 11.676792	53.97	PK-U	38.5	.8	-40.51	0	52.76	-	-	74	-21.24	106	186	V
2	* 11.679983	42.16	ADR	38.5	.8	-40.38	0	41.08	54	-12.92	-	-	106	186	V
3	14.20128	43.27	ADR	39.4	.6	-41.52	0	41.75	68.2	-26.45	-	-	259	245	H
3	14.202003	43.18	ADR	39.4	.6	-41.48	0	41.7	68.2	-26.5	-	-	93	198	V
4	14.202061	54.78	PK-U	39.4	.6	-41.48	0	53.3	-	-	88.2	-34.9	93	198	V
4	14.202632	54.65	PK-U	39.4	.6	-41.52	0	53.13	-	-	88.2	-35.07	259	245	H
5	16.976783	52.79	PK-U	41.8	.6	-38.85	0	56.34	-	-	88.2	-31.86	359	226	V
5	16.976869	53.2	PK-U	41.8	.6	-38.85	0	56.75	-	-	88.2	-31.45	294	199	H
6	16.979644	41.09	ADR	41.8	.6	-39.06	0	44.43	68.2	-23.77	-	-	294	199	H
6	16.979678	41.24	ADR	41.8	.6	-39.06	0	44.58	68.2	-23.62	-	-	359	226	V

* - indicates frequency in CFR47 Pt 15 / IC RSS-Restricted Band
PK-U - U-NII: Maximum Peak
ADR - U-NII AD primary method, RMS average

UL VERIFICATION SERVICES
47173 Benicia Street, Fremont, CA 94538; USA TEL:(510) 319-4000 FAX:(510) 661-0888
This report shall not be reproduced except in full, without the written approval of UL VERIFICATION SERVICES

160MHz

UNII-6 (MIMO CDD)	Channel Frequency (MHz)	Ant. #	Frequency (GHz)	Meter Reading (dBuV)	Det	AF (dB/m)	8 GHz HPF (dB)	Amp/Cbl/ Fltr/Pad (dB)	DCCF (dB)	Correct Reading (dBuV/m)	Avg Limit (dBuV/m)	Avg Margin (dB)	Pk Limit (dBuV/m)	Pk Margin (dB)	Azimuth (Degs)	Height (cm)
11be (SU Mode / Highest Power)	6505 (Straddle)	6 + 5	* 12.300266	52.64	PK-U	38.6	0.9	-40.39	0	51.75	-	-	74	-22.25	71	147
			* 12.300204	41.29	ADR	38.6	0.9	-40.39	0.1	40.5	54	-13.5	-	-	71	147
			* 9.08739	54.91	PK-U	36	0.8	-42.28	0	49.43	-	-	74	-24.57	149	157
			* 90.87747	43.74	ADR	36	0.8	-42.26	0.1	38.38	54	-15.62	-	-	149	157
			* 15.855279	52.5	PK-U	41.2	0.5	-38.37	0	55.83	-	-	74	-18.17	166	264
			* 15.85708	41.26	ADR	41.2	0.5	-38.39	0.1	44.67	54	-9.33	-	-	166	264
			* 9.099656	54.79	PK-U	36	0.8	-41.97	0	49.62	-	-	74	-24.38	284	146
			* 9.100161	43.69	ADR	36	0.8	-42	0.1	38.59	54	-15.41	-	-	284	146
			* 12.309438	52.93	PK-U	38.6	0.9	-40.65	0	51.78	-	-	74	-22.22	303	216
			* 12.311506	41.5	ADR	38.6	0.9	-40.69	0.1	40.41	54	-13.59	-	-	303	216
			* 15.856597	52.84	PK-U	41.2	0.5	-38.4	0	56.14	-	-	74	-17.86	278	155
			* 15.85547	41.31	ADR	41.2	0.5	-38.39	0.1	44.72	54	-9.28	-	-	278	155
11be (Partial RU Mode / Highest PSD)	6505 (Straddle) (106+26T-Index 82)	6 + 5	* 9.028744	54.16	PK-U	36	-	-43.17	0	46.99	-	-	74	-27.01	119	120
			* 9.025963	42.98	ADR	36	-	-43.2	0	35.78	54	-18.22	-	-	119	120
			* 17.964055	55.33	PK-U	41.4	-	-41.4	0	55.33	-	-	74	-18.67	136	361
			* 17.9676	44.15	ADR	41.3	-	-41.34	0	44.11	54	-9.89	-	-	136	361
			* 9.024607	54.46	PK-U	36	-	-43.06	0	47.4	-	-	74	-26.6	69	367
			* 9.026119	42.91	ADR	36	-	-43.19	0	35.72	54	-18.28	-	-	69	367
			* 17.969582	56.21	PK-U	41.3	-	-41.3	0	56.21	-	-	74	-17.79	197	210
			* 17.967844	44.02	ADR	41.3	-	-41.32	0	44	54	-10	-	-	197	210
			13.0094	42.56	ADR	38.8	-	-42.06	0	39.3	68.2	-28.9	-	-	296	322
			13.010119	42.47	ADR	38.8	-	-42	0	39.27	68.2	-28.93	-	-	228	264
			13.010973	54.24	PK-U	38.8	-	-42	0	51.04	-	-	88.2	-37.16	228	264
			13.011563	54.49	PK-U	38.8	-	-42	0	51.29	-	-	88.2	-36.91	296	322

* - indicates frequency in CFR47 Pt 15 / IC RSS-Restricted Band
Pk - Peak detector
RMS - RMS detection

UL VERIFICATION SERVICES
47173 Benicia Street, Fremont, CA 94538; USA TEL:(510) 319-4000 FAX:(510) 661-0888
This report shall not be reproduced except in full, without the written approval of UL VERIFICATION SERVICES

HARMONICS AND SPURIOUS EMISSIONS (STRADDLE CHANNEL / 6505MHz)

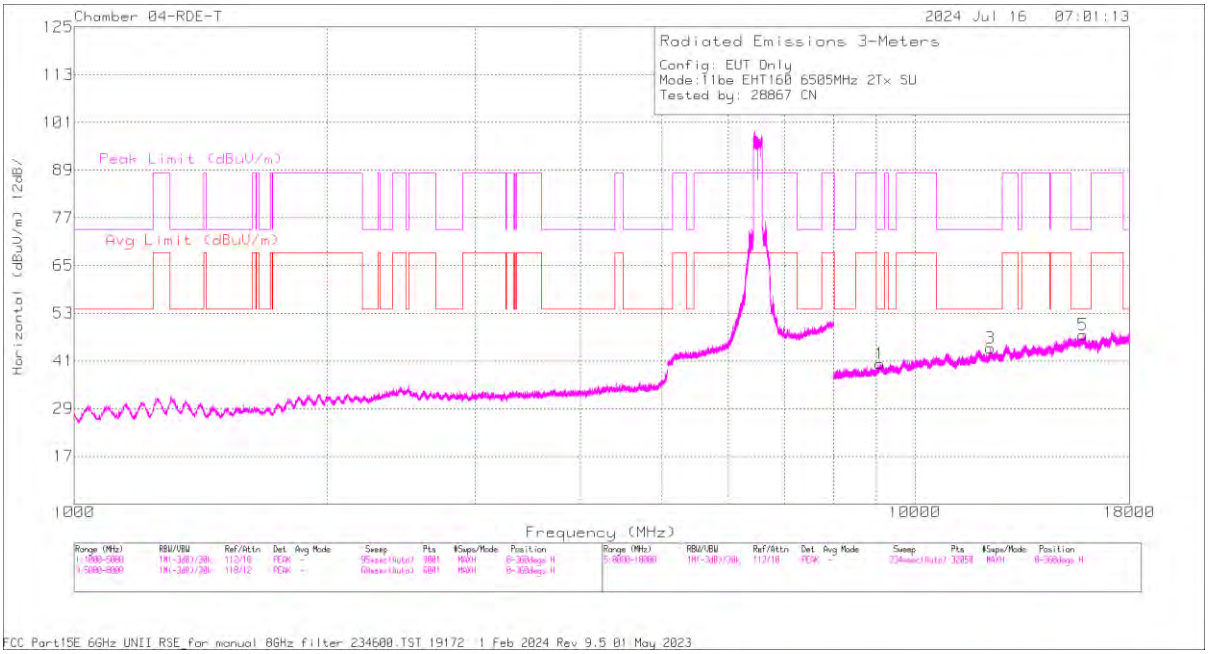

HORIZONTAL

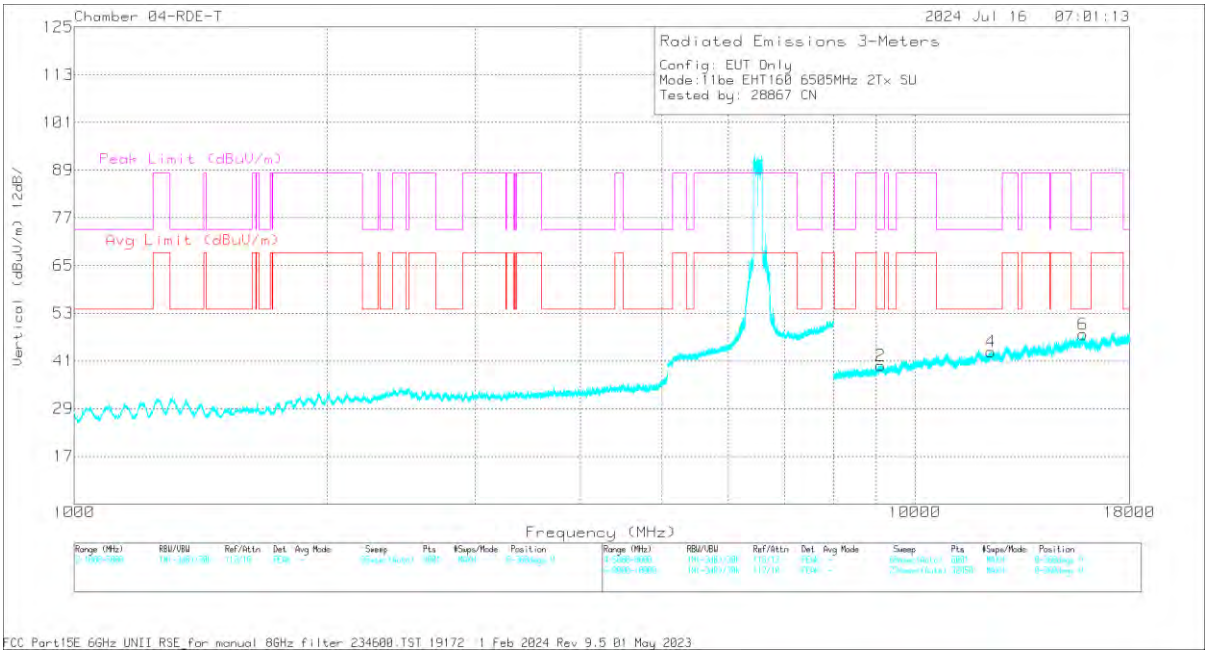

VERTICAL

UL VERIFICATION SERVICES
47173 Benicia Street, Fremont, CA 94538; USA TEL:(510) 319-4000 FAX:(510) 661-0888

This report shall not be reproduced except in full, without the written approval of UL VERIFICATION SERVICES

RADIATED EMISSIONS

Marker	Frequency (MHz)	Meter Reading (dBuV)	Det	80430 3m ACF (dB/m)	8 GHz HPF (dB)	Gain/Loss (dB)	DCCF (dB)	Corrected Reading (dBuV/m)	Avg Limit (dBuV/m)	Margin (dB)	Peak Limit (dBuV/m)	PK Margin (dB)	Azimuth (Degs)	Height (cm)	Polarity
1	* 12.300266	52.64	PK-U	38.6	.9	-40.39	0	51.75	-	-	74	-22.25	71	147	H
	* 12.300204	41.29	ADR	38.6	.9	-40.39	.1	40.5	54	-13.5	-	-	71	147	H
3	* 9.08739	54.91	PK-U	36	.8	-42.28	0	49.43	-	-	74	-24.57	149	157	H
	* 90.87747	43.74	ADR	36	.8	-42.26	.1	38.38	54	-15.62	-	-	149	157	H
5	* 15.855279	52.5	PK-U	41.2	.5	-38.37	0	55.83	-	-	74	-18.17	166	264	H
	* 15.85708	41.26	ADR	41.2	.5	-38.39	.1	44.67	54	-9.33	-	-	166	264	H
2	* 9.099656	54.79	PK-U	36	.8	-41.97	0	49.62	-	-	74	-24.38	284	146	V
	* 9.100161	43.69	ADR	36	.8	-42	.1	38.59	54	-15.41	-	-	284	146	V
4	* 12.309438	52.93	PK-U	38.6	.9	-40.65	0	51.78	-	-	74	-22.22	303	216	V
	* 12.311506	41.5	ADR	38.6	.9	-40.69	.1	40.41	54	-13.59	-	-	303	216	V
6	* 15.856597	52.84	PK-U	41.2	.5	-38.4	0	56.14	-	-	74	-17.86	278	155	V
	* 15.85547	41.31	ADR	41.2	.5	-38.39	.1	44.72	54	-9.28	-	-	278	155	V

* - indicates frequency in CFR47 Pt 15 / IC RSS-Restricted Band
PK-U - U-NII: Maximum Peak
ADR - U-NII AD primary method, RMS average

UL VERIFICATION SERVICES
47173 Benicia Street, Fremont, CA 94538; USA TEL:(510) 319-4000 FAX:(510) 661-0888
This report shall not be reproduced except in full, without the written approval of UL VERIFICATION SERVICES

1.1.7. 802.11be MIMO MODE IN UNII-7 BAND – SPURIOUS EMISSIONS

20MHz

UNII-7 (MIMO CDD)	Channel Frequency (MHz)	Ant. #	Frequency (GHz)	Meter Reading (dBuV)	Det	AF (dB/m)	8 GHz HPF (dB)	Amp/Cbl/ Fltr/Pad (dB)	DCCF (dB)	Correct Reading (dBuV/m)	Avg Limit (dBuV/m)	Avg Margin (dB)	Pk Limit (dBuV/m)	Pk Margin (dB)	Azimuth (Degs)	Height (cm)
11be (SU Mode / Highest Power)	6535	6 + 5	* 4.630137	57.2	PK-U	34.1	-	-46.65	0	44.65	-	-	74	-29.35	63	136
			* 4.633238	45.53	ADR	34.1	-	-46.64	0	32.99	54	-21.01	-	-	63	136
			* 4.633418	57.36	PK-U	34.1	-	-46.63	0	44.83	-	-	74	-29.17	140	169
			* 4.634008	45.47	ADR	34.1	-	-46.59	0	32.98	54	-21.02	-	-	140	169
			2.441171	56.9	PK-U	33.5	-	-48.56	0	41.84	-	-	88.2	-46.36	13	198
			2.443254	44.43	ADR	33.5	-	-48.68	0	29.25	68.2	-38.95	-	-	13	198
			2.443433	44.52	ADR	33.5	-	-48.69	0	29.33	68.2	-38.87	-	-	81	142
			2.444492	56.31	PK-U	33.5	-	-48.64	0	41.17	-	-	88.2	-47.03	81	142
			* 10.88363	54.24	PK-U	37.9	0.8	-40.85	0	52.09	-	-	74	-21.91	239	124
			* 10.884797	42.39	ADR	37.9	0.8	-40.72	0	40.37	54	-13.63	-	-	239	124
			* 10.884895	53.92	PK-U	37.9	0.8	-40.72	0	51.9	-	-	74	-22.1	210	311
			* 10.884963	42.49	ADR	37.9	0.8	-40.71	0	40.48	54	-13.52	-	-	210	311
	6715	6 + 5	2.501521	48.2	ADR	33.4	-	-48.23	0	33.37	68.2	-34.83	-	-	11	127
			2.501687	59.96	PK-U	33.4	-	-48.22	0	45.14	-	-	88.2	-43.06	11	127
			2.504565	59.44	PK-U	33.4	-	-48.31	0	44.53	-	-	88.2	-43.67	62	162
			2.505127	47.72	ADR	33.4	-	-48.32	0	32.8	68.2	-35.4	-	-	62	162
			9.701166	55.28	PK-U	36.9	0.7	-42.04	0	50.84	-	-	88.2	-37.36	191	223
			9.70155	54.97	PK-U	36.9	0.7	-42.04	0	50.53	-	-	88.2	-37.67	130	236
			9.702706	43.36	ADR	36.9	0.7	-42	0	38.96	68.2	-29.24	-	-	130	236
			9.703938	43.39	ADR	36.9	0.7	-41.82	0	39.17	68.2	-29.03	-	-	191	223
			13.579553	54.52	PK-U	39.4	0.9	-40.71	0	54.11	-	-	88.2	-34.09	160	132
			13.580721	42.84	ADR	39.4	0.9	-40.8	0	42.34	68.2	-25.86	-	-	160	132
			13.58171	54.19	PK-U	39.4	0.9	-40.77	0	53.72	-	-	88.2	-34.48	215	289
			13.582972	43.14	ADR	39.4	0.9	-40.73	0	42.71	68.2	-25.49	-	-	215	289
	6875 (Straddle)	6 + 5	2.423863	46.95	ADR	33.5	-	-48.72	0	31.73	68.2	-36.47	-	-	87	129
			2.423957	59.17	PK-U	33.5	-	-48.71	0	43.96	-	-	88.2	-44.24	87	129
			2.425512	47.09	ADR	33.5	-	-48.69	0	31.9	68.2	-36.3	-	-	51	110
			2.426202	58.35	PK-U	33.5	-	-48.67	0	43.18	-	-	88.2	-45.02	51	110
			* 13.352615	41.25	ADR	39.4	0.9	-40.62	0	40.93	54	-13.07	-	-	146	313
			* 13.353763	41.03	ADR	39.4	0.9	-40.69	0	40.64	54	-13.36	-	-	5	110
			* 13.354137	52.88	PK-U	39.4	0.9	-40.71	0	52.47	-	-	74	-21.53	146	313
			* 13.354188	52.54	PK-U	39.4	0.9	-40.71	0	52.13	-	-	74	-21.87	5	110
			* 9.042091	55.14	PK-U	35.9	0.8	-42.66	0	49.18	-	-	74	-24.82	116	269
			* 9.042985	43.65	ADR	35.9	0.8	-42.66	0	37.69	54	-16.31	-	-	116	269
			* 9.043693	55.18	PK-U	35.9	0.8	-42.63	0	49.25	-	-	74	-24.75	20	248
			* 9.045005	43.75	ADR	35.9	0.8	-42.64	0	37.81	54	-16.19	-	-	20	248
11be (Partial RU Mode / Highest PSD)	6535 (106+26T-Index 82)	6 + 5	* 3.805915	55.27	PK-U	33.4	-	-45.43	0	43.24	-	-	74	-30.76	33	229
			* 3.805682	43.7	ADR	33.4	-	-45.44	0	31.66	54	-22.34	-	-	33	229
			* 3.805899	55.26	PK-U	33.4	-	-45.43	0	43.23	-	-	74	-30.77	295	110
			* 3.80565	43.51	ADR	33.4	-	-45.44	0	31.47	54	-22.53	-	-	295	110
			18.55312	48.17	ADR	30.9	-	-48.63	0	30.44	68.2	-37.76	-	-	51	169
			18.55803	59.57	PK-U	30.9	-	-48.59	0	41.88	-	-	88.2	-46.32	51	169
			18.58328	47.82	ADR	30.9	-	-48.35	0	30.37	68.2	-37.83	-	-	341	176
			18.58596	59.77	PK-U	30.9	-	-48.33	0	42.34	-	-	88.2	-45.86	341	176
			* 11.838724	52.91	PK-U	38.6	0.8	-40.92	0	51.39	-	-	74	-22.61	359	236
			* 11.840345	41.08	ADR	38.6	0.8	-40.92	0	39.56	54	-14.44	-	-	359	236
			* 11.84118	51.86	PK-U	38.6	0.8	-40.93	0	50.33	-	-	74	-23.67	277	111
			* 11.842	40.28	ADR	38.6	0.8	-40.87	0	38.81	54	-15.19	-	-	277	111
	6715 (106+26T-Index 82)	6 + 5	* 1.720889	56.32	PK-U	29.3	-	-48.14	0	37.48	-	-	74	-36.52	39	141
			* 1.719533	44.93	ADR	29.2	-	-48.12	0	26.01	54	-27.99	-	-	39	141
			* 4.183403	56.54	PK-U	33.8	-	-46.34	0	44	-	-	74	-30	114	224
			* 4.181971	44.63	ADR	33.8	-	-46.38	0	32.05	54	-21.95	-	-	114	224
			* 1.720456	56.45	PK-U	29.2	-	-48.11	0	37.54	-	-	74	-36.46	179	267
			* 1.719011	44.93	ADR	29.2	-	-48.18	0	25.95	54	-28.05	-	-	179	267
			* 4.183652	56.02	PK-U	33.8	-	-46.33	0	43.49	-	-	74	-30.51	74	108
			* 4.183137	44.27	ADR	33.8	-	-46.35	0	31.72	54	-22.28	-	-	74	108
			* 12.208476	53.83	PK-U	38.7	0.9	-40.86	0	52.57	-	-	74	-21.43	130	229
			* 12.209982	42.5	ADR	38.7	0.9	-40.93	0	41.17	54	-12.83	-	-	130	229
			* 12.211877	53.52	PK-U	38.7	0.9	-40.94	0	52.18	-	-	74	-21.82	224	313
			* 12.212659	42.15	ADR	38.7	0.9	-40.92	0	40.83	54	-13.17	-	-	224	313
	6875 (Straddle) (106+26T-Index 83)	6 + 5	* 13.57755	59.33	PK-U	29.4	-	-47.9	0	40.83	-	-	74	-33.17	58	125
			* 13.57849	48.11	ADR	29.4	-	-47.89	0	29.62	54	-24.38	-	-	58	125
			* 3.692246	55.47	PK-U	33.3	-	-45.39	0	43.38	-	-	74	-30.62	90	124
			* 3.689991	44.07	ADR	33.3	-	-45.45	0	31.92	54	-22.08	-	-	90	124
			* 1.356018	59.94	PK-U	29.4	-	-48.02	0	41.32	-	-	74	-32.68	141	130
			* 1.356149	48.2	ADR	29.4	-	-48.01	0	29.59	54	-24.41	-	-	141	130
			* 3690843	55.82	PK-U	33.3	-	-45.39	0	43.73	-	-	74	-30.27	150	237
			* 3.690161	44.21	ADR	33.3	-	-45.44	0	32.07	54	-21.93	-	-	150	237
			10.571664	54.5	PK-U	38	0.7	-42.25	0	50.95	-	-	88.2	-37.25	256	281
			10.571782	43.07	ADR	38	0.7	-42.26	0	39.51	68.2	-28.69	-	-	256	281
			10.573395	54.75	PK-U	38	0.7	-42.29	0	51.16	-	-	88.2	-37.04	196	226
			10.574092	43.24	ADR	38	0.7	-42.32	0	39.62	68.2	-28.58	-	-	196	226

* - indicates frequency in CFR47 Pt 15 / IC RSS-Restricted Band
Pk - Peak detector
RMS - RMS detection

UL VERIFICATION SERVICES
47173 Benicia Street, Fremont, CA 94538; USA TEL:(510) 319-4000 FAX:(510) 661-0888
This report shall not be reproduced except in full, without the written approval of UL VERIFICATION SERVICES

HARMONICS AND SPURIOUS EMISSIONS (LOW CHANNEL / 6535MHz)

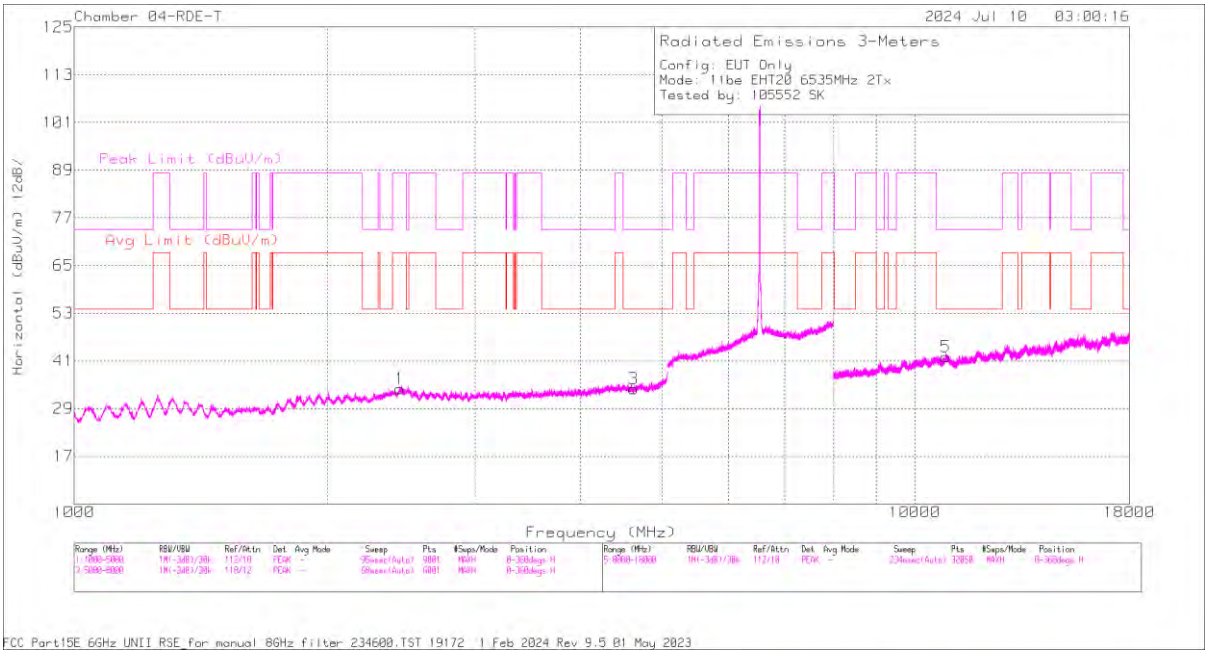

HORIZONTAL

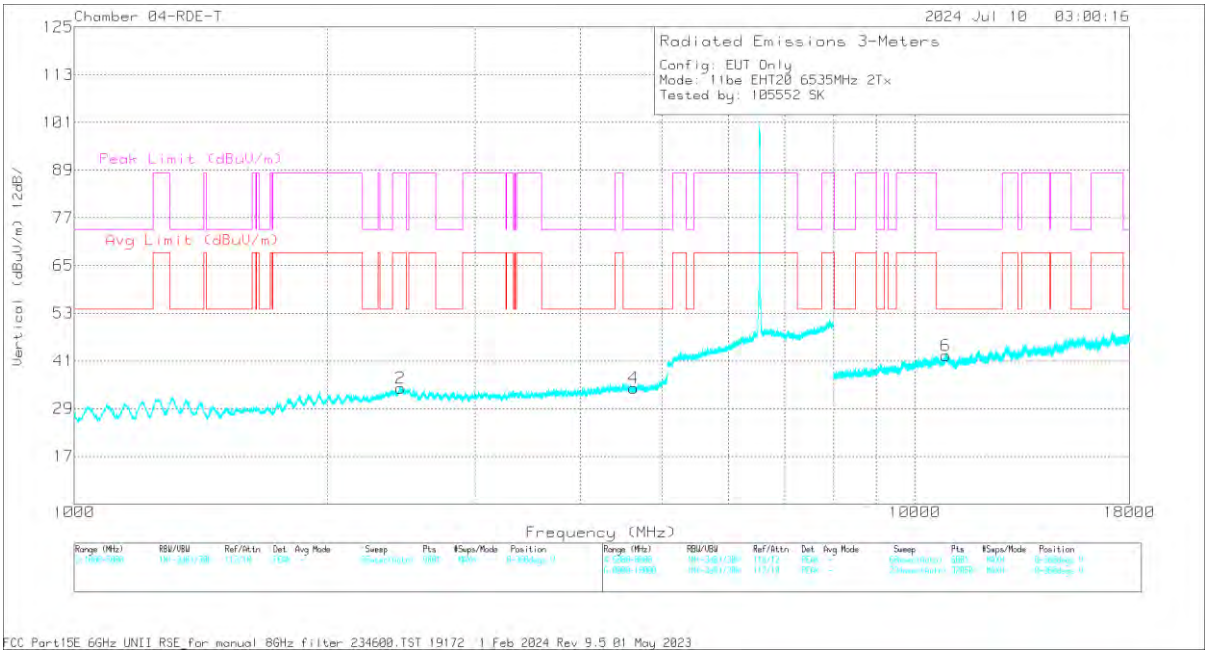

VERTICAL

UL VERIFICATION SERVICES
47173 Benicia Street, Fremont, CA 94538; USA TEL:(510) 319-4000 FAX:(510) 661-0888

This report shall not be reproduced except in full, without the written approval of UL VERIFICATION SERVICES

RADIATED EMISSIONS

Marker	Frequency (GHz)	Meter Reading (dBuV)	Det	80430 3m ACF (dB/m)	8 GHz HPF (dB)	Gain/Loss (dB)	DCCF (dB)	Corrected Reading (dBuV/m)	Avg Limit (dBuV/m)	Margin (dB)	Peak Limit (dBuV/m)	PK Margin (dB)	Azimuth (Degs)	Height (cm)	Polarity
3	* 4.630137	57.2	PK-U	34.1	-	-46.65	0	44.65	-	-	74	-29.35	63	136	H
3	* 4.633238	45.53	ADR	34.1	-	-46.64	0	32.99	54	-21.01	-	-	63	136	H
4	* 4.633418	57.36	PK-U	34.1	-	-46.63	0	44.83	-	-	74	-29.17	140	169	V
4	* 4.634008	45.47	ADR	34.1	-	-46.59	0	32.98	54	-21.02	-	-	140	169	V
1	2.441171	56.9	PK-U	33.5	-	-48.56	0	41.84	-	-	88.2	-46.36	13	198	H
1	2.443254	44.43	ADR	33.5	-	-48.68	0	29.25	68.2	-38.95	-	-	13	198	H
2	2.443433	44.52	ADR	33.5	-	-48.69	0	29.33	68.2	-38.87	-	-	81	142	V
2	2.444492	56.31	PK-U	33.5	-	-48.64	0	41.17	-	-	88.2	-47.03	81	142	V
6	* 10.88363	54.24	PK-U	37.9	.8	-40.85	0	52.09	-	-	74	-21.91	239	124	V
6	* 10.884797	42.39	ADR	37.9	.8	-40.72	0	40.37	54	-13.63	-	-	239	124	V
5	* 10.884895	53.92	PK-U	37.9	.8	-40.72	0	51.9	-	-	74	-22.1	210	311	H
5	* 10.884963	42.49	ADR	37.9	.8	-40.71	0	40.48	54	-13.52	-	-	210	311	H

* - indicates frequency in CFR47 Pt 15 / IC RSS-Restricted Band
PK-U - U-NII: Maximum Peak
ADR - U-NII AD primary method, RMS average

UL VERIFICATION SERVICES
47173 Benicia Street, Fremont, CA 94538; USA TEL:(510) 319-4000 FAX:(510) 661-0888
This report shall not be reproduced except in full, without the written approval of UL VERIFICATION SERVICES

40MHz

UNII-7 (MIMO CDD)	Channel Frequency (MHz)	Ant. #	Frequency (GHz)	Meter Reading (dBuV)	Det	AF (dB/m)	8 GHz HPF (dB)	Amp/Cbl/ Fltr/Pad (dB)	DCCF (dB)	Correct Reading (dBuV/m)	Avg Limit (dBuV/m)	Avg Margin (dB)	Pk Limit (dBuV/m)	Pk Margin (dB)	Azimuth (Degs)	Height (cm)
11be (SU Mode / Highest Power)	6565	6 + 5	* 4.301011	56.79	PK-U	34.2	-	-46.63	0	44.36	-	-	74	-29.64	22	101
			* 4.30242	45.22	ADR	34.2	-	-46.66	0	32.76	54	-21.24	-	-	22	101
			* 4.297961	56.9	PK-U	34.2	-	-46.57	0	44.53	-	-	74	-29.47	207	108
			* 4.298689	45.25	ADR	34.2	-	-46.58	0	32.87	54	-21.13	-	-	207	108
			1.877822	57.93	PK-U	31.1	-	-48.47	0	40.56	-	-	88.2	-47.64	137	244
			1.881539	46.45	ADR	31.1	-	-48.25	0	29.3	68.2	-38.9	-	-	137	244
			1.882504	46.7	ADR	31.1	-	-48.21	0	29.59	68.2	-38.61	-	-	65	222
			1.885599	58.1	PK-U	31.1	-	-48.36	0	40.84	-	-	88.2	-47.36	65	222
			12.945853	53.63	PK-U	39	0.9	-39.59	0	53.94	-	-	88.2	-34.26	207	101
			12.945924	53.13	PK-U	39	0.9	-39.6	0	53.43	-	-	88.2	-34.77	351	277
			12.945998	41.66	ADR	39	0.9	-39.61	0	41.95	68.2	-26.25	-	-	351	277
			12.946413	41.94	ADR	39	0.9	-39.56	0	42.28	68.2	-25.92	-	-	207	101
	6685	6 + 5	* 4.202933	54.59	PK-U	33.9	-	-46.38	0	42.11	-	-	74	-31.89	115	229
			* 4.202496	42.63	ADR	33.9	-	-46.39	0	30.14	54	-23.86	-	-	115	229
			* 4.201951	54.73	PK-U	33.9	-	-46.4	0	42.23	-	-	74	-31.77	270	304
			* 4.201718	42.85	ADR	33.9	-	-46.39	0	30.36	54	-23.64	-	-	270	304
			1.95204	45.29	ADR	31.5	-	-48.18	0	28.61	68.2	-39.59	-	-	30	110
			1.952536	45.2	ADR	31.5	-	-48.22	0	28.48	68.2	-39.72	-	-	141	156
			1.952763	56.41	PK-U	31.5	-	-48.24	0	39.67	-	-	88.2	-48.53	141	156
			1.953007	57.04	PK-U	31.5	-	-48.26	0	40.28	-	-	88.2	-47.92	30	110
			12.9201	52.93	PK-U	39	0.9	-39.45	0	53.38	-	-	88.2	-34.82	300	109
			12.923026	41.34	ADR	39	0.9	-39.49	0	41.75	68.2	-26.45	-	-	300	109
			12.923813	53.23	PK-U	39	0.9	-39.38	0	53.75	-	-	88.2	-34.45	24	169
			12.924646	41.5	ADR	39	0.9	-39.38	0	42.02	68.2	-26.18	-	-	24	169
	6845	6 + 5	* 1.520564	58.63	PK-U	28.4	-	-48.13	0	38.9	-	-	74	-35.1	319	151
			* 1.517932	47.22	ADR	28.4	-	-48.14	0	27.48	54	-26.52	-	-	319	151
			* 3.583076	55.35	PK-U	33.2	-	-45.37	0	43.18	-	-	88.2	-45.02	83	129
			* 3.583555	43.35	ADR	33.2	-	-45.4	0	31.15	68.2	-37.05	-	-	83	129
			* 1.51903	58.77	PK-U	28.4	-	-48.09	0	39.08	-	-	74	-34.92	70	139
			* 1.516638	47.31	ADR	28.4	-	-48.04	0	27.67	54	-26.33	-	-	70	139
			* 3.5862	55.21	PK-U	33.2	-	-45.39	0	43.02	-	-	88.2	-45.18	107	229
			* 3.586059	43.45	ADR	33.2	-	-45.38	0	31.27	68.2	-36.93	-	-	107	229
			* 11.860388	54.29	PK-U	38.6	0.8	-40.64	0	53.05	-	-	74	-20.95	171	239
			* 11.860414	41.42	ADR	38.6	0.8	-40.64	0	40.18	54	-13.82	-	-	171	239
			* 11.860853	53.02	PK-U	38.6	0.8	-40.67	0	51.75	-	-	74	-22.25	239	160
			* 11.861128	41.39	ADR	38.6	0.8	-40.67	0	40.12	54	-13.88	-	-	239	160
11be (Partial RU Mode / Highest PSD)	6565 (106T-Index 53)	6 + 5	13.107309	55.75	PK-U	39.1	-	-44.33	0	50.52	-	-	88.2	-37.68	62	176
			13.115251	44.23	ADR	39.1	-	-44.37	0	38.96	68.2	-29.24	-	-	111	186
			13.120536	44.28	ADR	39.1	-	-44.37	0	39.01	68.2	-29.19	-	-	62	176
			13.126494	55.83	PK-U	39.1	-	-44.39	0	50.54	-	-	88.2	-37.66	111	186
			15.193238	57.08	PK-U	40.1	-	-44.48	0	52.7	-	-	88.2	-35.5	14	112
			15.196762	45.54	ADR	40.1	-	-44.44	0	41.2	68.2	-27	-	-	263	169
			15.19989	45.6	ADR	40.1	-	-44.4	0	41.3	68.2	-26.9	-	-	14	112
			15.202221	57.39	PK-U	40.1	-	-44.44	0	53.05	-	-	88.2	-35.15	263	169
			17.053621	55.63	PK-U	41.5	-	-43.49	0	53.64	-	-	88.2	-34.56	85	194
			17.056933	44.25	ADR	41.5	-	-43.39	0	42.36	68.2	-25.84	-	-	163	189
			17.058009	44.35	ADR	41.5	-	-43.41	0	42.44	68.2	-25.76	-	-	85	194
			17.067082	56.15	PK-U	41.5	-	-43.43	0	54.22	-	-	88.2	-33.98	163	189
	6685 (106T-Index 53)	6 + 5	13.359338	55.67	PK-U	39.2	-	-44.17	0	50.7	-	-	74	-23.3	66	190
			13.370013	44.34	ADR	39.2	-	-44.17	0	39.37	54	-14.63	-	-	134	156
			13.370093	56.16	PK-U	39.2	-	-44.17	0	51.19	-	-	74	-22.81	134	156
			13.385097	44.33	ADR	39.2	-	-44.14	0	39.39	54	-14.61	-	-	66	190
			15.750043	45.33	ADR	40.1	-	-43.87	0	41.56	54	-12.44	-	-	263	249
			15.751119	56.98	PK-U	40.1	-	-43.84	0	53.24	-	-	74	-20.76	263	249
			15.767873	45.26	ADR	40.2	-	-43.73	0	41.73	54	-12.27	-	-	240	106
			15.781948	56.55	PK-U	40.2	-	-43.65	0	53.1	-	-	74	-20.9	240	106
			17.369881	56.41	PK-U	40.9	-	-42.86	0	54.45	-	-	88.2	-33.75	214	119
			17.370128	56.62	PK-U	40.9	-	-42.86	0	54.66	-	-	88.2	-33.54	96	228
			17.371054	45.36	ADR	40.9	-	-42.83	0	43.43	68.2	-24.77	-	-	96	228
			17.37858	45.4	ADR	40.9	-	-42.85	0	43.45	68.2	-24.75	-	-	214	119
	6845 (106T-Index 56)	6 + 5	13.687822	45.46	ADR	38.8	-	-43.64	0	40.62	68.2	-27.58	-	-	226	156
			13.69577	45.38	ADR	38.8	-	-43.53	0	40.65	68.2	-27.55	-	-	294	157
			13.703824	57.4	PK-U	38.8	-	-43.43	0	52.77	-	-	88.2	-35.43	226	156
			13.703882	56.71	PK-U	38.8	-	-43.43	0	52.08	-	-	88.2	-36.12	294	157
			15.325885	45.55	ADR	40.1	-	-44.09	0	41.56	68.2	-26.64	-	-	296	199
			15.329407	56.56	PK-U	40.1	-	-44.13	0	52.53	-	-	88.2	-35.67	241	208
			15.334774	56.39	PK-U	40.1	-	-44.23	0	52.26	-	-	88.2	-35.94	296	199
			15.341576	45.22	ADR	40.1	-	-44.28	0	41.04	68.2	-27.16	-	-	241	208
			16.911808	45.11	ADR	41.7	-	-43.61	0	43.2	68.2	-25	-	-	354	240
			16.913508	56.38	PK-U	41.7	-	-43.57	0	54.51	-	-	88.2	-33.69	354	240
			16.934116	56.42	PK-U	41.7	-	-43.66	0	54.46	-	-	88.2	-33.74	85	236
			16.938404	45.12	ADR	41.7	-	-43.69	0	43.13	68.2	-25.07	-	-	85	236

* - indicates frequency in CFR47 Pt 15 / IC RSS-Restricted Band
Pk - Peak detector
RMS - RMS detection

UL VERIFICATION SERVICES
47173 Benicia Street, Fremont, CA 94538; USA TEL:(510) 319-4000 FAX:(510) 661-0888
This report shall not be reproduced except in full, without the written approval of UL VERIFICATION SERVICES

HARMONICS AND SPURIOUS EMISSIONS (LOW CHANNEL / 6565MHz)

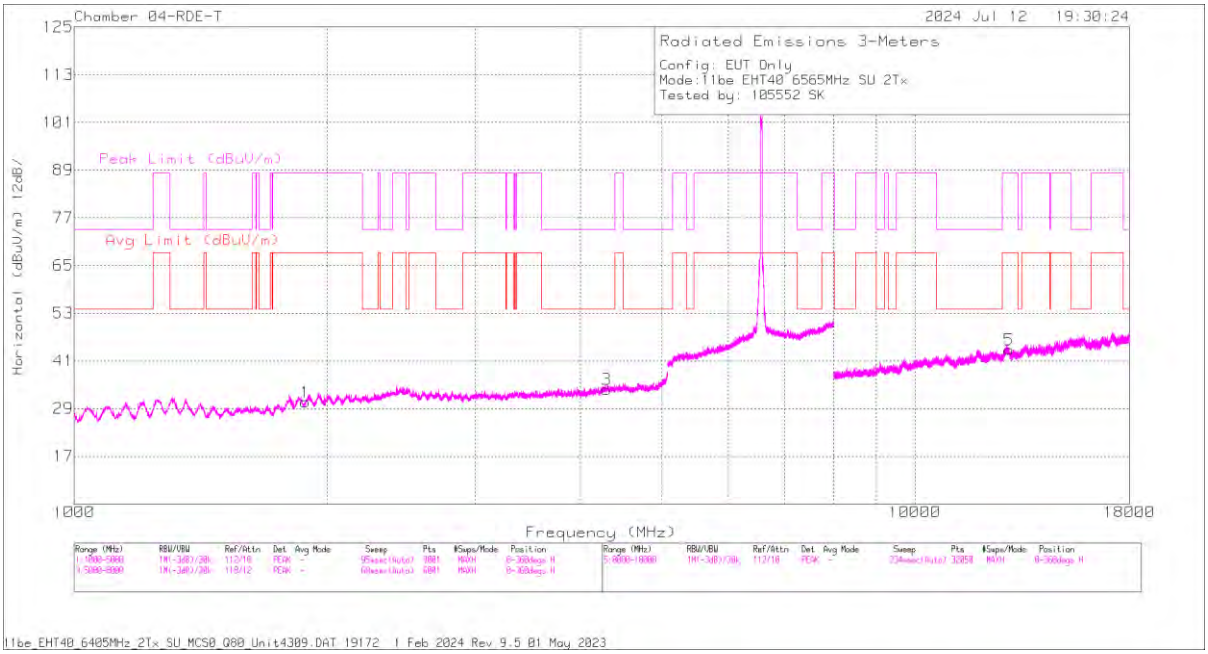

HORIZONTAL

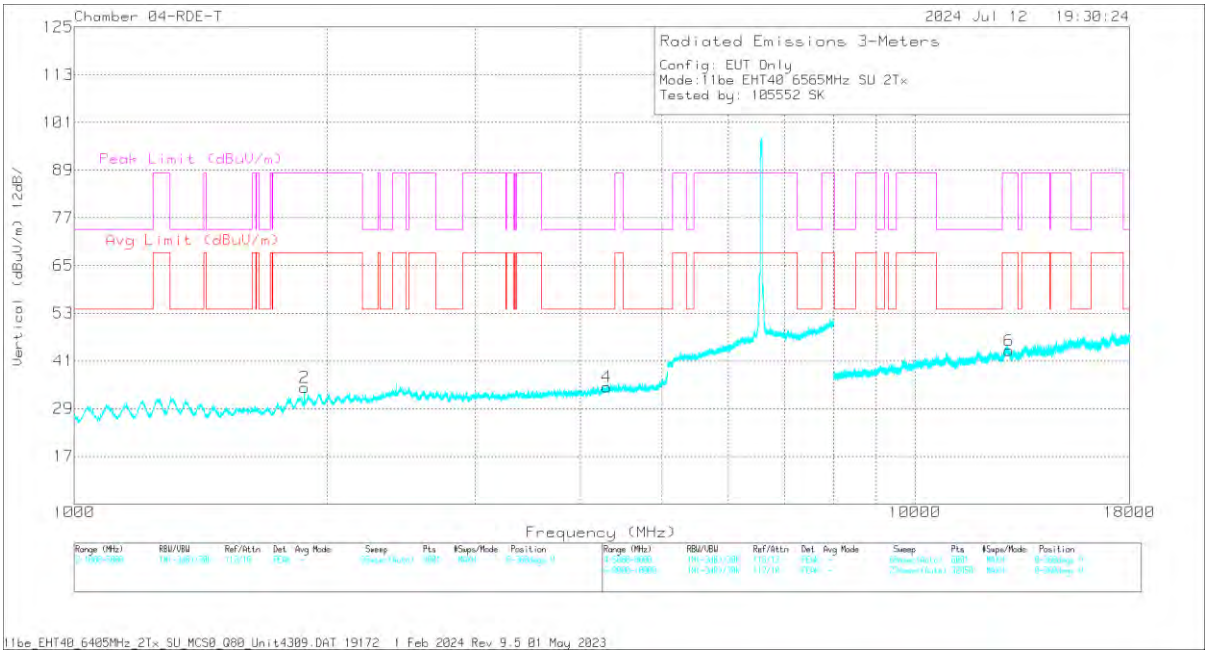

VERTICAL

UL VERIFICATION SERVICES
47173 Benicia Street, Fremont, CA 94538; USA TEL:(510) 319-4000 FAX:(510) 661-0888

This report shall not be reproduced except in full, without the written approval of UL VERIFICATION SERVICES

RADIATED EMISSIONS

Marker	Frequency (MHz)	Meter Reading (dBuV)	Det	80430 3m ACF (dB/m)	8 GHz HPF (dB)	Gain/Loss (dB)	DCCF (dB)	Corrected Reading (dBuV/m)	Avg Limit (dBuV/m)	Margin (dB)	Peak Limit (dBuV/m)	PK Margin (dB)	Azimuth (Degs)	Height (cm)	Polarity
3	* 4.301011	56.79	PK-U	34.2	-	-46.63	0	44.36	-	-	74	-29.64	22	101	H
3	* 4.30242	45.22	ADR	34.2	-	-46.66	0	32.76	54	-21.24	-	-	22	101	H
4	* 4.297961	56.9	PK-U	34.2	-	-46.57	0	44.53	-	-	74	-29.47	207	108	V
4	* 4.298689	45.25	ADR	34.2	-	-46.58	0	32.87	54	-21.13	-	-	207	108	V
2	1.877822	57.93	PK-U	31.1	-	-48.47	0	40.56	-	-	88.2	-47.64	137	244	V
2	1.881539	46.45	ADR	31.1	-	-48.25	0	29.3	68.2	-38.9	-	-	137	244	V
1	1.882504	46.7	ADR	31.1	-	-48.21	0	29.59	68.2	-38.61	-	-	65	222	H
1	1.885599	58.1	PK-U	31.1	-	-48.36	0	40.84	-	-	88.2	-47.36	65	222	H
5	12.945853	53.63	PK-U	39	0.9	-39.59	0	53.94	-	-	88.2	-34.26	207	101	H
6	12.945924	53.13	PK-U	39	0.9	-39.6	0	53.43	-	-	88.2	-34.77	351	277	V
6	12.945998	41.66	ADR	39	0.9	-39.61	0	41.95	68.2	-26.25	-	-	351	277	V
5	12.946413	41.94	ADR	39	0.9	-39.56	0	42.28	68.2	-25.92	-	-	207	101	H

* - indicates frequency in CFR47 Pt 15 / IC RSS-Restricted Band
PK-U - U-NII: Maximum Peak
ADR - U-NII AD primary method, RMS average

UL VERIFICATION SERVICES
47173 Benicia Street, Fremont, CA 94538; USA TEL:(510) 319-4000 FAX:(510) 661-0888
This report shall not be reproduced except in full, without the written approval of UL VERIFICATION SERVICES

80MHz

UNII-7 (MIMO CDD)	Channel Frequency (MHz)	Ant. #	Frequency (GHz)	Meter Reading (dBuV)	Det	AF (dB/m)	8 GHz HPF (dB)	Amp/Cbl/ Fltr/Pad (dB)	DCCF (dB)	Correct Reading (dBuV/m)	Avg Limit (dBuV/m)	Avg Margin (dB)	Pk Limit (dBuV/m)	Pk Margin (dB)	Azimuth (Degs)	Height (cm)
11be (SU Mode / Highest Power)	6545 (Straddle)	6 + 5	* 11.558825	54.12	PK-U	38.2	0.8	-41.29	0	51.83	-	-	74	-22.17	37	199
			* 11.559748	42.15	ADR	38.2	0.8	-41.34	0	39.81	54	-14.19	-	-	37	199
			* 15.904848	54.1	PK-U	41.1	0.4	-38.51	0	57.09	-	-	74	-16.91	158	147
			* 15.907675	41.99	ADR	41.1	0.4	-38.47	0	45.02	54	-8.98	-	-	158	147
			* 11.557971	53.77	PK-U	38.2	0.8	-41.35	0	51.42	-	-	74	-22.58	82	205
			* 11.558221	42.23	ADR	38.2	0.8	-41.33	0	39.9	54	-14.1	-	-	82	205
			* 15.906091	53.8	PK-U	41.1	0.4	-38.44	0	56.86	-	-	74	-17.14	273	211
			* 15.905056	42.28	ADR	41.1	0.4	-38.51	0	45.27	54	-8.73	-	-	273	211
			13.69995	54.63	PK-U	39.4	0.8	-41.35	0	53.48	-	-	88.2	-34.72	242	171
			13.700596	43.01	ADR	39.4	0.8	-41.27	0	41.94	68.2	-26.26	-	-	242	171
			13.700646	54.16	PK-U	39.4	0.8	-41.27	0	53.09	-	-	88.2	-35.11	46	160
			13.701337	42.95	ADR	39.4	0.8	-41.29	0	41.86	68.2	-26.34	-	-	46	160
	6705	6 + 5	* 10.643655	55.19	PK-U	38	0.7	-42.08	0	51.81	-	-	74	-22.19	194	225
			* 10.645032	43.35	ADR	38	0.7	-42.09	0	39.96	54	-14.04	-	-	194	225
			* 15.741214	53.24	PK-U	41.3	0.5	-40.03	0	55.01	-	-	74	-18.99	9	115
			* 15.742585	41.48	ADR	41.3	0.5	-40.02	0	43.26	54	-10.74	-	-	9	115
			* 10.643222	54.68	PK-U	38	0.7	-42.12	0	51.26	-	-	74	-22.74	246	232
			* 10.645977	43.45	ADR	38	0.7	-42.11	0	40.04	54	-13.96	-	-	246	232
			* 15.744649	53.16	PK-U	41.3	0.5	-39.93	0	55.03	-	-	74	-18.97	275	241
			* 15.742554	41.53	ADR	41.3	0.5	-40.02	0	43.31	54	-10.69	-	-	275	241
			13.145115	42.37	ADR	39	0.9	-39.94	0	42.33	68.2	-25.87	-	-	328	177
			13.146758	42.38	ADR	39	0.9	-39.98	0	42.3	68.2	-25.9	-	-	104	231
			13.147137	54.05	PK-U	39	0.9	-39.99	0	53.96	-	-	88.2	-34.24	104	231
			13.148139	53.83	PK-U	39	0.9	-40.05	0	53.68	-	-	88.2	-34.52	328	177
	6865 (Straddle)	6 + 5	* 9.401082	54.98	PK-U	36.3	0.7	-42.53	0	49.45	-	-	74	-24.55	315	248
			* 9.398868	43.62	ADR	36.3	0.7	-42.42	0	38.2	54	-15.8	-	-	315	248
			* 11.692719	53.96	PK-U	38.5	0.8	-40.42	0	52.84	-	-	74	-21.16	260	311
			* 11.689271	42.21	ADR	38.5	0.8	-40.38	0	41.13	54	-12.87	-	-	260	311
			* 15.888775	53.74	PK-U	41.1	0.5	-39.27	0	56.07	-	-	74	-17.93	180	178
			* 15.888574	42.07	ADR	41.1	0.5	-39.24	0	44.43	54	-9.57	-	-	180	178
			* 9.383146	55.68	PK-U	36.3	0.8	-42.38	0	50.4	-	-	74	-23.6	321	298
			* 9.382791	43.64	ADR	36.3	0.8	-42.37	0	38.37	54	-15.63	-	-	321	298
			* 11.674863	53.57	PK-U	38.5	0.8	-40.69	0	52.18	-	-	74	-21.82	168	114
			* 11.676101	42.21	ADR	38.5	0.8	-40.53	0	40.98	54	-13.02	-	-	168	114
			* 15.90445	54.28	PK-U	41.1	0.4	-38.51	0	57.27	-	-	74	-16.73	248	128
			* 15.902583	42.24	ADR	41.1	0.4	-38.63	0	45.11	54	-8.89	-	-	248	128
11be (Partial RU Mode / Highest PSD)	6545 (Straddle) (242T-Index 61)	6 + 5	* 2.807707	59.37	PK-U	32.3	-	-49.31	0	42.36	-	-	74	-31.64	262	225
			* 2.809423	47.64	ADR	32.3	-	-49.3	0	30.64	54	-23.36	-	-	262	225
			* 2.809186	59.53	PK-U	32.3	-	-49.3	0	42.53	-	-	74	-31.47	281	127
			* 2.80706	47.54	ADR	32.3	-	-49.3	0	30.54	54	-23.46	-	-	281	127
			* 9.409832	56.53	PK-U	36.4	-	-46	0	46.93	-	-	74	-27.07	178	259
			* 9.410336	44.96	ADR	36.4	-	-46	0	35.36	54	-18.64	-	-	178	259
			* 12.379079	53.86	PK-U	38.7	-	-43.4	0	49.16	-	-	74	-24.84	210	239
			* 12.37637	42.51	ADR	38.7	-	-43.29	0	37.92	54	-16.08	-	-	210	239
			* 9.407686	56.47	PK-U	36.4	-	-46.03	0	46.84	-	-	74	-27.16	255	247
			* 9.405359	45.02	ADR	36.4	-	-46.02	0	35.4	54	-18.6	-	-	255	247
			* 12.378939	54.26	PK-U	38.7	-	-43.4	0	49.56	-	-	74	-24.44	210	151
			* 12.377789	42.26	ADR	38.7	-	-43.32	0	37.64	54	-16.36	-	-	210	151
	6705 (242T-Index 61)	6 + 5	* 3.974911	57.9	PK-U	33.3	-	-47.8	0	43.4	-	-	74	-30.6	279	262
			* 3.974427	46.33	ADR	33.3	-	-47.81	0	31.82	54	-22.18	-	-	279	262
			* 3.972218	57.86	PK-U	33.3	-	-47.75	0	43.41	-	-	74	-30.59	172	290
			* 3.973547	46.23	ADR	33.3	-	-47.8	0	31.73	54	-22.27	-	-	172	290
			* 9.408839	56.66	PK-U	36.4	-	-46	0	47.06	-	-	74	-26.94	203	242
			* 9.409296	44.89	ADR	36.4	-	-46	0	35.29	54	-18.71	-	-	203	242
			* 12.378016	53.95	PK-U	38.7	-	-43.32	0	49.33	-	-	74	-24.67	174	259
			* 12.3782	42.55	ADR	38.7	-	-43.34	0	37.91	54	-16.09	-	-	174	259
			* 9.40988	56.47	PK-U	36.4	-	-46	0	46.87	-	-	74	-27.13	268	284
			* 9.408277	44.84	ADR	36.4	-	-46.01	0	35.23	54	-18.77	-	-	268	284
			* 12.380915	53.99	PK-U	38.7	-	-43.48	0	49.21	-	-	74	-24.79	349	299
			* 12.381522	42.41	ADR	38.7	-	-43.5	0	37.61	54	-16.39	-	-	349	299
	6865 (Straddle) (242T-Index 64)	6 + 5	* 4.009682	57.2	PK-U	33.3	-	-47.5	0	43	-	-	74	-31	236	271
			* 4.006869	45.57	ADR	33.3	-	-47.64	0	31.23	54	-22.77	-	-	236	271
			* 4.010741	57.25	PK-U	33.3	-	-47.45	0	43.1	-	-	74	-30.9	142	203
			* 4.007885	45.7	ADR	33.3	-	-47.6	0	31.4	54	-22.6	-	-	142	203
			* 9.15197	55.71	PK-U	36.2	-	-45.57	0	46.34	-	-	74	-27.66	206	255
			* 9.150013	44.35	ADR	36.2	-	-45.66	0	34.89	54	-19.11	-	-	206	255
			* 12.335987	54.38	PK-U	38.7	-	-43.88	0	49.2	-	-	74	-24.8	270	351
			* 12.336915	42.83	ADR	38.7	-	-43.88	0	37.65	54	-16.35	-	-	270	351
			* 9.150114	55.95	PK-U	36.2	-	-45.66	0	46.49	-	-	74	-27.51	32	349
			* 9.149527	44.37	ADR	36.2	-	-45.69	0	34.88	54	-19.12	-	-	32	349
			* 12.337947	54.66	PK-U	38.7	-	-43.93	0	49.43	-	-	74	-24.57	356	370
			* 12.337346	42.75	ADR	38.7	-	-43.9	0	37.55	54	-16.45	-	-	356	370

* - indicates frequency in CFR47 Pt 15 / IC RSS-Restricted Band
Pk - Peak detector
RMS - RMS detection

UL VERIFICATION SERVICES
47173 Benicia Street, Fremont, CA 94538; USA TEL:(510) 319-4000 FAX:(510) 661-0888
This report shall not be reproduced except in full, without the written approval of UL VERIFICATION SERVICES

HARMONICS AND SPURIOUS EMISSIONS (STRADDLE CHANNEL / 6545MHz)

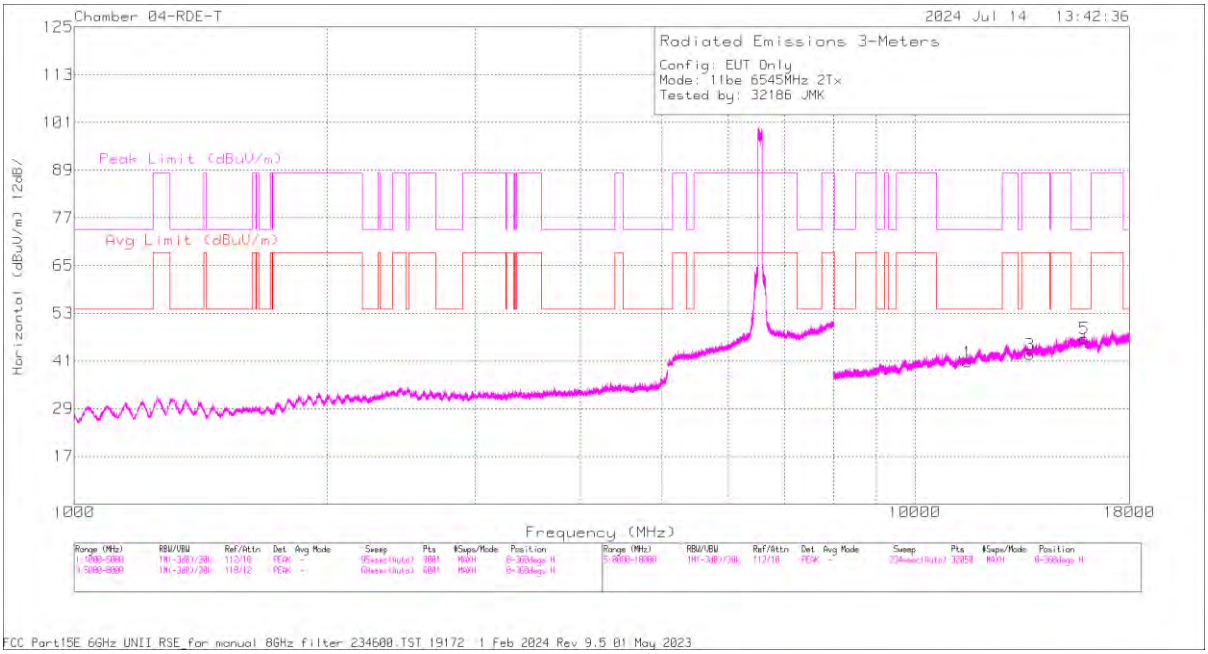

HORIZONTAL

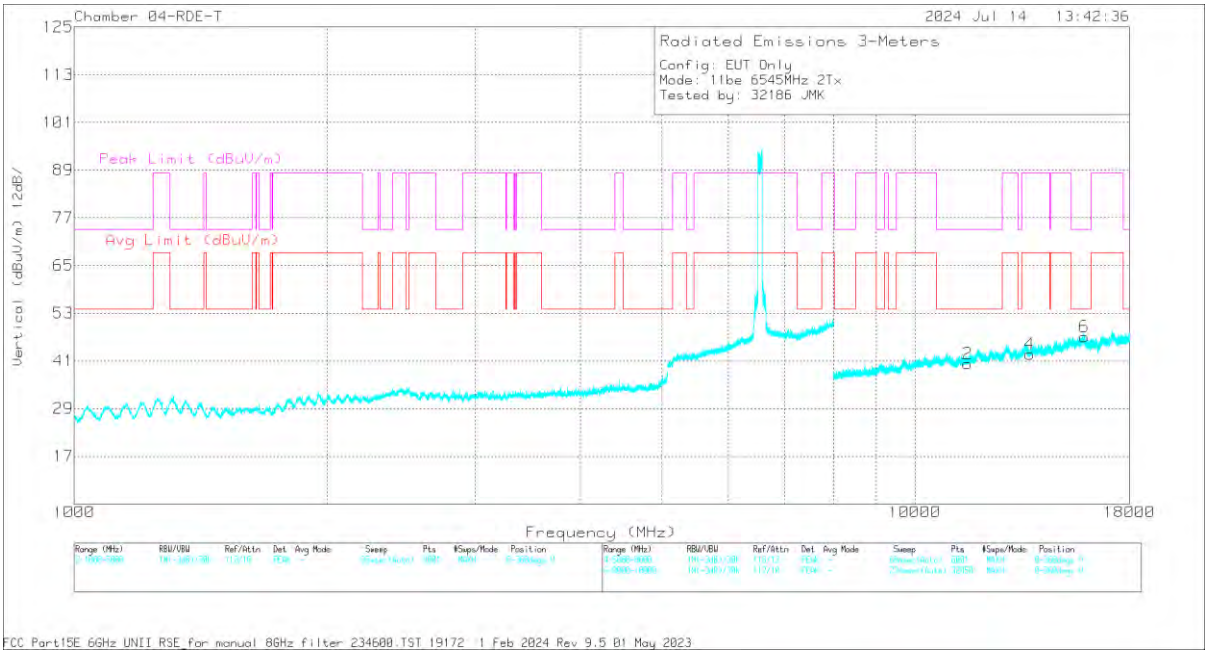

VERTICAL

UL VERIFICATION SERVICES
47173 Benicia Street, Fremont, CA 94538; USA TEL:(510) 319-4000 FAX:(510) 661-0888
This report shall not be reproduced except in full, without the written approval of UL VERIFICATION SERVICES

RADIATED EMISSIONS

Marker	Frequency (GHz)	Meter Reading (dBuV)	Det	80430 3m ACF (dB/m)	8 GHz HPF (dB)	Gain/Loss (dB)	DCCF (dB)	Corrected Reading (dBuV/m)	Avg Limit (dBuV/m)	Margin (dB)	Peak Limit (dBuV/m)	PK Margin (dB)	Azimuth (Degs)	Height (cm)	Polarity
1	* 11.558825	54.12	PK-U	38.2	.8	-41.29	0	51.83	-	-	74	-22.17	37	199	H
1	* 11.559748	42.15	ADR	38.2	.8	-41.34	0	39.81	54	-14.19	-	-	37	199	H
5	* 15.904848	54.1	PK-U	41.1	.4	-38.51	0	57.09	-	-	74	-16.91	158	147	H
5	* 15.907675	41.99	ADR	41.1	.4	-38.47	0	45.02	54	-8.98	-	-	158	147	H
2	* 11.557971	53.77	PK-U	38.2	.8	-41.35	0	51.42	-	-	74	-22.58	82	205	V
2	* 11.558221	42.23	ADR	38.2	.8	-41.33	0	39.9	54	-14.1	-	-	82	205	V
6	* 15.906091	53.8	PK-U	41.1	.4	-38.44	0	56.86	-	-	74	-17.14	273	211	V
6	* 15.905056	42.28	ADR	41.1	.4	-38.51	0	45.27	54	-8.73	-	-	273	211	V
3	13.69995	54.63	PK-U	39.4	.8	-41.35	0	53.48	-	-	88.2	-34.72	242	171	V
3	13.700596	43.01	ADR	39.4	.8	-41.27	0	41.94	68.2	-26.26	-	-	242	171	V
4	13.700646	54.16	PK-U	39.4	.8	-41.27	0	53.09	-	-	88.2	-35.11	46	160	H
4	13.701337	42.95	ADR	39.4	.8	-41.29	0	41.86	68.2	-26.34	-	-	46	160	H

* - indicates frequency in CFR47 Pt 15 / IC RSS-Restricted Band
PK-U - U-NII: Maximum Peak
ADR - U-NII AD primary method, RMS average

UL VERIFICATION SERVICES
47173 Benicia Street, Fremont, CA 94538; USA TEL:(510) 319-4000 FAX:(510) 661-0888
This report shall not be reproduced except in full, without the written approval of UL VERIFICATION SERVICES

160MHz

UNII-7 (MIMO CDD)	Channel Frequency (MHz)	Ant. #	Frequency (GHz)	Meter Reading (dBuV)	Det	AF (dB/m)	8 GHz HPF (dB)	Amp/Cbl/ Fltr/Pad (dB)	DCCF (dB)	Correct Reading (dBuV/m)	Avg Limit (dBuV/m)	Avg Margin (dB)	Pk Limit (dBuV/m)	Pk Margin (dB)	Azimuth (Degs)	Height (cm)
11be (SU Mode / Highest Power)	6665	6 + 5	10.225886	55.25	PK-U	37.8	0.7	-42.8	0	50.95	-	-	88.2	-37.25	212	315
			10.226308	43.59	ADR	37.8	0.7	-42.79	0.1	39.4	68.2	-28.8	-	-	212	314
			10.228772	43.63	ADR	37.8	0.7	-42.74	0.1	39.49	68.2	-28.71	-	-	25	240
			10.233742	55.06	PK-U	37.8	0.7	-42.61	0	50.95	-	-	88.2	-37.25	25	241
			12.867439	40.85	ADR	39	0.9	-39.27	0.1	41.58	68.2	-26.62	-	-	333	289
			12.872992	52.38	PK-U	39	0.9	-39.3	0	52.98	-	-	88.2	-35.22	332	290
			12.874635	52.98	PK-U	39.1	0.9	-39.24	0	53.74	-	-	88.2	-34.46	357	139
			12.875485	40.91	ADR	39.1	0.9	-39.18	0.1	41.83	68.2	-26.37	-	-	357	139
			15.278377	41.68	ADR	41.2	0.5	-39.5	0.1	43.98	68.2	-24.22	-	-	333	360
			15.279529	54.08	PK-U	41.2	0.5	-39.5	0	56.28	-	-	88.2	-31.92	331	361
			15.279863	53.52	PK-U	41.2	0.5	-39.51	0	55.71	-	-	88.2	-32.49	206	289
			15.280788	41.8	ADR	41.2	0.5	-39.42	0.1	44.18	68.2	-24.02	-	-	206	288
	6825 (Straddle)	6 + 5	9.723638	43.13	ADR	37	0.7	-41.88	0.1	39.05	68.2	-29.15	-	-	14	207
			9.725697	55.29	PK-U	37	0.7	-41.93	0	51.06	-	-	88.2	-37.14	14	208
			9.736891	43.23	ADR	37	0.7	-42.13	0.1	38.9	68.2	-29.3	-	-	307	361
			9.738145	54.78	PK-U	37	0.7	-42.16	0	50.32	-	-	88.2	-37.88	306	362
			14.030759	43.26	ADR	39.4	0.8	-40.93	0.1	42.63	68.2	-25.57	-	-	125	306
			14032675	54.59	PK-U	39.4	0.8	-40.93	0	53.86	-	-	88.2	-34.34	125	307
			14.04191	55.44	PK-U	39.4	0.7	-40.31	0	55.23	-	-	88.2	-32.97	39	154
			14.042643	42.93	ADR	39.4	0.7	-40.37	0.1	42.76	68.2	-25.44	-	-	40	154
			16.766073	41.04	ADR	41.5	0.5	-39.69	0.1	43.45	68.2	-24.75	-	-	196	160
			16.767911	53	PK-U	41.5	0.5	-39.79	0	55.21	-	-	88.2	-32.99	196	160
			16.77495	41.51	ADR	41.5	0.6	-39.77	0.1	43.94	68.2	-24.26	-	-	244	291
			16.775392	52.97	PK-U	41.5	0.6	-39.75	0	55.32	-	-	88.2	-32.88	244	292
11be (Partial RU Mode / Highest PSD)	6665 (106+26T-Index 82)	6 + 5	* 9.060017	55.08	PK-U	36	-	-43.2	0	47.88	-	-	74	-26.12	48	360
			* 9.05903	43.67	ADR	36	-	-43.1	0	36.57	54	-17.43	-	-	48	360
			* 13.351105	53.09	PK-U	38.7	-	-42.31	0	49.48	-	-	74	-24.52	331	168
			* 13.352101	41.91	ADR	38.7	-	-42.4	0	38.21	54	-15.79	-	-	331	168
			* 17.940674	56.36	PK-U	41.4	-	-42	0	55.76	-	-	74	-18.24	41	220
			* 17.940732	44.16	ADR	41.4	-	-42	0	43.56	54	-10.44	-	-	41	220
			* 9.057398	55.11	PK-U	36	-	-43.26	0	47.85	-	-	74	-26.15	241	147
			* 9.059563	43.53	ADR	36	-	-43.16	0	36.37	54	-17.63	-	-	241	147
			* 13.352509	53.75	PK-U	38.7	-	-42.4	0	50.05	-	-	74	-23.95	82	185
			* 13.353735	41.88	ADR	38.7	-	-42.33	0	38.25	54	-15.75	-	-	82	185
			* 17.939194	55.91	PK-U	41.4	-	-42	0	55.31	-	-	74	-18.69	128	331
			* 17.939581	44.17	ADR	41.4	-	-42	0	43.57	54	-10.43	-	-	128	331
	6825 (Straddle) (106+26T-Index S89)	6 + 5	* 9.029145	54.36	PK-U	36	-	-43.19	0	47.17	-	-	74	-26.83	32	273
			* 9.027559	43.06	ADR	36	-	-43.1	0	35.96	54	-18.04	-	-	32	273
			* 17.969067	56.05	PK-U	41.3	-	-41.3	0	56.05	-	-	74	-17.95	290	306
			* 17.966736	44.05	ADR	41.3	-	-41.4	0	43.95	54	-10.05	-	-	290	306
			* 9.024169	54.24	PK-U	36	-	-43.02	0	47.22	-	-	74	-26.78	99	150
			* 9.024504	43.11	ADR	36	-	-43.05	0	36.06	54	-17.94	-	-	99	150
			* 17.965674	55.79	PK-U	41.3	-	-41.4	0	55.69	-	-	74	-18.31	67	264
			* 17.967296	43.94	ADR	41.3	-	-41.37	0	43.87	54	-10.13	-	-	67	264
			13.649762	42.41	ADR	38.5	-	-42.3	0	38.61	68.2	-29.59	-	-	249	160
			13.64979	53.72	PK-U	38.5	-	-42.3	0	49.92	-	-	88.2	-38.28	249	160
			13.652024	54.27	PK-U	38.5	-	-42.3	0	50.47	-	-	88.2	-37.73	157	145
			13.655182	42.79	ADR	38.5	-	-42.4	0	38.89	68.2	-29.31	-	-	157	145

* - indicates frequency in CFR47 Pt 15 / IC RSS-Restricted Band
Pk - Peak detector
RMS - RMS detection

UL VERIFICATION SERVICES
47173 Benicia Street, Fremont, CA 94538; USA TEL:(510) 319-4000 FAX:(510) 661-0888
This report shall not be reproduced except in full, without the written approval of UL VERIFICATION SERVICES

HARMONICS AND SPURIOUS EMISSIONS (LOW CHANNEL / 6665MHz)

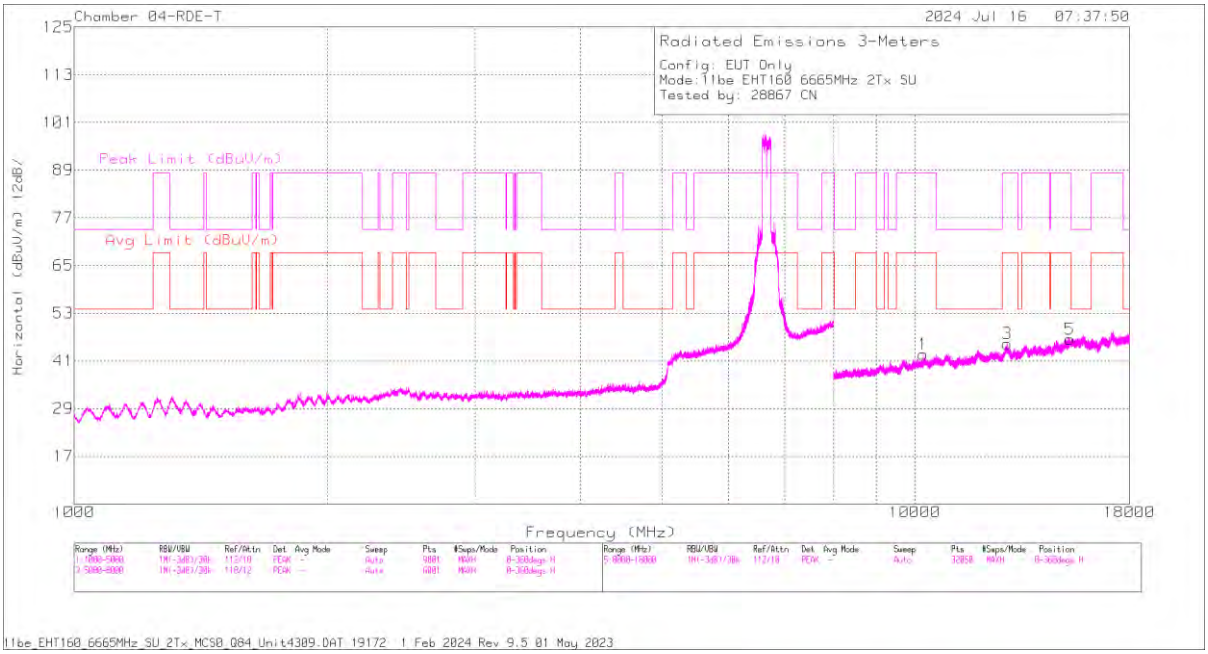

HORIZONTAL

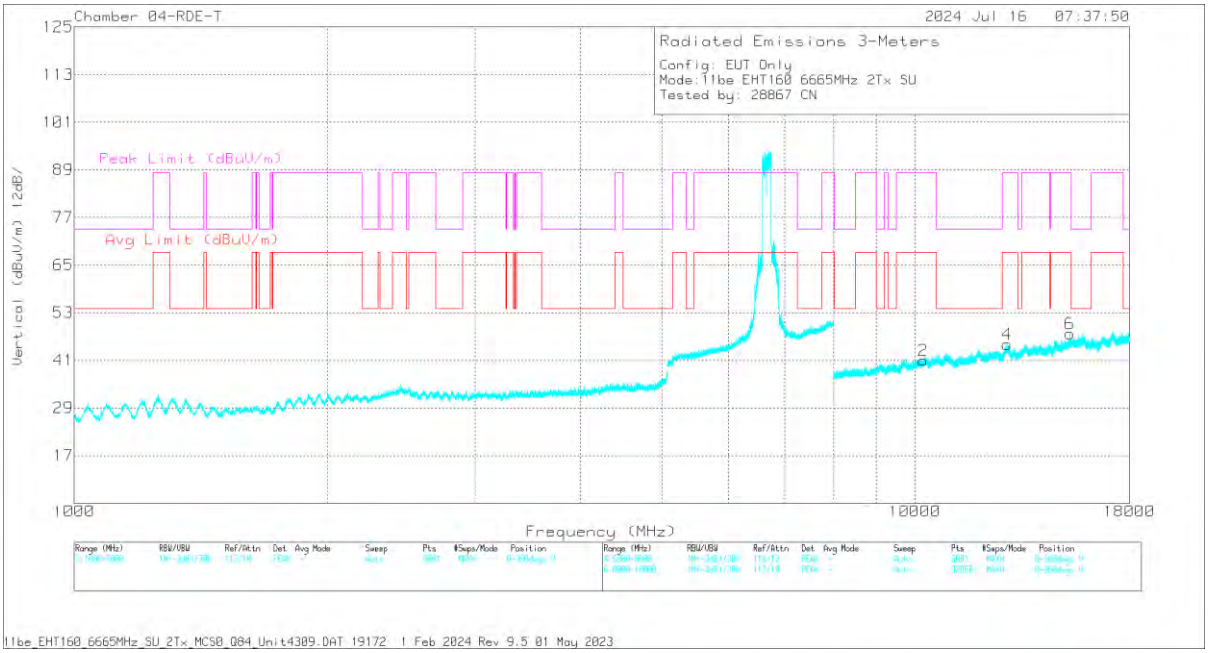

VERTICAL

UL VERIFICATION SERVICES
47173 Benicia Street, Fremont, CA 94538; USA TEL:(510) 319-4000 FAX:(510) 661-0888

This report shall not be reproduced except in full, without the written approval of UL VERIFICATION SERVICES

RADIATED EMISSIONS

Marker	Frequency (GHz)	Meter Reading (dBuV)	Det	80430 3m ACF (dB/m)	8 GHz HPF (dB)	DCCF (dB)	Gain/Loss (dB)	Corrected Reading (dBuV/m)	Avg Limit (dBuV/m)	Margin (dB)	Peak Limit (dBuV/m)	PK Margin (dB)	Azimuth (Degs)	Height (cm)	Polarity
2	10.225886	55.25	PK-U	37.8	.7	0	-42.8	50.95	-	-	88.2	-37.25	212	315	V
2	10.226308	43.59	ADR	37.8	.7	.1	-42.79	39.4	68.2	-28.8	-	-	212	314	V
1	10.228772	43.63	ADR	37.8	.7	.1	-42.74	39.49	68.2	-28.71	-	-	25	240	H
1	10.233742	55.06	PK-U	37.8	.7	0	-42.61	50.95	-	-	88.2	-37.25	25	241	H
3	12.867439	40.85	ADR	39	.9	.1	-39.27	41.58	68.2	-26.62	-	-	333	289	H
3	12.872992	52.38	PK-U	39	.9	0	-39.3	52.98	-	-	88.2	-35.22	332	290	H
4	12.874635	52.98	PK-U	39.1	.9	0	-39.24	53.74	-	-	88.2	-34.46	357	139	V
4	12.875485	40.91	ADR	39.1	.9	.1	-39.18	41.83	68.2	-26.37	-	-	357	139	V
5	15.278377	41.68	ADR	41.2	.5	.1	-39.5	43.98	68.2	-24.22	-	-	333	360	H
5	15.279529	54.08	PK-U	41.2	.5	0	-39.5	56.28	-	-	88.2	-31.92	331	361	H
6	15.279863	53.52	PK-U	41.2	.5	0	-39.51	55.71	-	-	88.2	-32.49	206	289	V
6	15.280788	41.8	ADR	41.2	.5	.1	-39.42	44.18	68.2	-24.02	-	-	206	288	V

PK-U - U-NII: Maximum Peak
ADR - U-NII AD primary method, RMS average

UL VERIFICATION SERVICES
47173 Benicia Street, Fremont, CA 94538; USA TEL:(510) 319-4000 FAX:(510) 661-0888
This report shall not be reproduced except in full, without the written approval of UL VERIFICATION SERVICES

1.1.8. 802.11be SISO SU MODE IN UNII-8 BAND – BANDEDGE

UNII-8 (SISO)	Channel Frequency (MHz)	Ant. #	Frequency (GHz)	Meter Reading (dBuV)	Det	AF (dB/m)	Conversion Factor (dB)	DCCF (dB)	Gain/Loss (dB)	Correct Reading EIRP (dBm)	Avg Limit (dBm)	Avg Margin (dB)	Pk Limit (dBm)	Pk Margin (dB)	Azimuth (Degs)	Height (cm)	Polarity
EHT20 (SU Mode)	7095	6	* 7.507502	-65.32	Pk	35.6	11.8	0	-13.9	-31.82	-	-	-21.2	-10.62	226	112	H
			* 7.370613	-77.68	RMS	35.6	11.8	0.56	-14	-43.72	-41.2	-2.52	-	-	226	112	H
			7.125	-54.15	Pk	35.6	11.8	0	-15	-21.75	-	-	-7	-14.75	226	112	H
			7.125	-72.32	RMS	35.6	11.8	0.56	-15	-39.36	-27	-12.36	-	-	226	112	H
			* 7.368357	-65.58	Pk	35.6	11.8	0	-14.1	-32.28	-	-	-21.2	-11.08	299	120	V
			* 7.379324	-77.69	RMS	35.6	11.8	0.56	-14	-43.73	-41.2	-2.53	-	-	299	120	V
			7.125	-60.21	Pk	35.6	11.8	0	-15	-27.81	-	-	-7	-20.81	299	120	V
			7.125	-75.11	RMS	35.6	11.8	0.56	-15	-42.15	-27	-15.15	-	-	299	120	V
		5	7.125	-34.88	Pk	35.7	11.8	0	-37.49	-24.87	-	-	-7	-17.87	333	114	H
			7.257135	-47.86	Pk	35.6	11.8	0	-37.86	-38.32	-	-	-21.2	-17.12	333	114	H
			7.125	-51.34	RMS	35.7	11.8	0.56	-37.49	-40.77	-27	-13.77	-	-	333	114	H
			7.251301	-59.71	RMS	35.6	11.8	0.56	-37.75	-49.5	-41.2	-8.3	-	-	333	114	H
			7.125	-42.53	Pk	35.7	11.8	0	-37.49	-32.52	-	-	-7	-25.52	171	303	V
			7.422724	-47.36	Pk	35.5	11.8	0	-38.07	-38.13	-	-	-21.2	-16.93	171	303	V
			7.125	-57.88	RMS	35.7	11.8	0.56	-37.49	-47.31	-27	-20.31	-	-	171	303	V
			7.271057	-59.21	RMS	35.5	11.8	0.56	-37.86	-49.21	-41.2	-8.01	-	-	171	303	V
EHT20 (SU Mode)	7115	6	* 7.382435	-65.77	Pk	35.6	11.8	0	-14.1	-32.47	-	-	-21.2	-11.27	39	154	H
			* 7.358013	-77.62	RMS	35.6	11.8	0.56	-14.1	-43.76	-41.2	-2.56	-	-	39	154	H
			7.125	-54.01	Pk	35.6	11.8	0	-15	-21.61	-	-	-7	-14.61	39	154	H
			7.125	-65.33	RMS	35.6	11.8	0.56	-15	-32.37	-27	-5.37	-	-	39	154	H
			* 7.521035	-65.57	Pk	35.7	11.8	0	-13.9	-31.97	-	-	-21.2	-10.77	111	354	V
			* 7.397757	-77.74	RMS	35.6	11.8	0.56	-13.9	-43.68	-41.2	-2.48	-	-	111	354	V
			7.125	-58.78	Pk	35.6	11.8	0	-15	-26.38	-	-	-7	-19.38	111	354	V
			7.125	-71.61	RMS	35.6	11.8	0.56	-15	-38.65	-27	-11.65	-	-	111	354	V
		5	7.125	-29.81	Pk	35.7	11.8	0	-37.49	-19.8	-	-	-7	-12.8	22	286	H
			7.125	-40.98	RMS	35.7	11.8	0.56	-37.49	-30.41	-27	-3.41	-	-	22	286	H
			7.125068	-30.87	Pk	35.7	11.8	0	-37.49	-20.86	-	-	-7	-13.86	22	286	H
			7.125068	-42.46	RMS	35.7	11.8	0.56	-37.49	-31.89	-27	-4.89	-	-	22	286	H
			7.125	-37.58	Pk	35.7	11.8	0	-37.49	-27.57	-	-	-7	-20.57	176	122	V
			7.125	-48.45	RMS	35.7	11.8	0.56	-37.49	-37.88	-27	-10.88	-	-	176	122	V
			7.296724	-59.25	RMS	35.5	11.8	0.56	-37.94	-49.33	-41.2	-8.13	-	-	176	122	V
			7.335301	-47.26	Pk	35.5	11.8	0	-38.05	-38.01	-	-	-21.2	-16.81	176	122	V
EHT40 (SU Mode)	7085	6	7.125	-26.94	Pk	35.7	11.8	0	-35.08	-14.52	-	-	-7	-7.52	299	155	H
			7.125	-44.42	RMS	35.7	11.8	0.61	-35.08	-31.39	-27	-4.39	-	-	299	155	H
			7.125768	-43.37	RMS	35.7	11.8	0.61	-35.1	-30.36	-27	-3.36	-	-	299	155	H
			7.126001	-27.56	Pk	35.7	11.8	0	-35.1	-15.16	-	-	-7	-8.16	299	155	H
			7.125	-29.52	Pk	35.7	11.8	0	-35.08	-17.1	-	-	-7	-10.1	336	183	V
			7.125	-46.37	RMS	35.7	11.8	0.61	-35.08	-33.34	-27	-6.34	-	-	336	183	V
			7.125223	-44.5	RMS	35.7	11.8	0.61	-35.08	-31.47	-27	-4.47	-	-	336	183	V
			7.126079	-30.16	Pk	35.7	11.8	0	-35.1	-17.76	-	-	-7	-10.76	336	183	V
		5	7.125	-24.36	Pk	35.7	11.8	0	-37.49	-14.35	-	-	-7	-7.35	146	122	H
			7.125145	-24.31	Pk	35.7	11.8	0	-37.49	-14.3	-	-	-7	-7.3	146	122	H
			7.125	-41.38	RMS	35.7	11.8	0.61	-37.49	-30.76	-27	-3.76	-	-	146	122	H
			7.125379	-40.73	RMS	35.7	11.8	0.61	-37.5	-30.12	-27	-3.12	-	-	146	122	H
			7.125	-32.36	Pk	35.7	11.8	0	-37.49	-22.35	-	-	-7	-15.35	353	140	V
			7.125145	-32.65	Pk	35.7	11.8	0	-37.49	-22.64	-	-	-7	-15.64	353	140	V
			7.125	-50.29	RMS	35.7	11.8	0.61	-37.49	-39.67	-27	-12.67	-	-	353	140	V
			7.264368	-59.49	RMS	35.6	11.8	0.61	-37.77	-49.25	-41.2	-8.05	-	-	353	140	V
EHT80 (SU Mode)	7025	6	* 7.257679	-60.87	RMS	35.6	11.8	0.58	-35.35	-48.24	-41.2	-7.04	-	-	18	197	H
			7.125	-32.81	Pk	35.7	11.8	0	-35.08	-20.39	-	-	-7	-13.39	18	197	H
			7.125	-47.96	RMS	35.7	11.8	0.58	-35.08	-34.96	-27	-7.96	-	-	18	197	H
			7.126079	-31.53	Pk	35.7	11.8	0	-35.1	-19.13	-	-	-7	-12.13	18	197	H
			* 7.416035	-48.14	Pk	35.6	11.8	0	-35.83	-36.57	-	-	-21.2	-15.37	21	266	V
			* 7.256046	-60.62	RMS	35.6	11.8	0.58	-35.34	-47.98	-41.2	-6.78	-	-	21	266	V
			7.125	-39.38	Pk	35.7	11.8	0	-35.08	-26.96	-	-	-7	-19.96	21	266	V
			7.125	-53.03	RMS	35.7	11.8	0.58	-35.08	-40.03	-27	-13.03	-	-	21	266	V
		5	7125	-38.14	Pk	35.7	11.8	0	-35.76	-26.4	-	-	-7	-19.4	337	153	H
			7497.624	-48.5	Pk	35.7	11.8	0	-35.35	-36.35	-	-	-21.2	-15.15	337	153	H
			7125	-52.46	RMS	35.7	11.8	0.58	-35.76	-40.14	-27	-13.14	-	-	337	153	H
			7365.168	-60.11	RMS	35.6	11.8	0.58	-35.49	-47.62	-41.2	-6.42	-	-	337	153	H
			7125	-44.4	Pk	35.7	11.8	0	-35.76	-32.66	-	-	-7	-25.66	146	131	V
			7492.024	-48.12	Pk	35.7	11.8	0	-35.45	-36.07	-	-	-21.2	-14.87	146	131	V
			7125	-57.85	RMS	35.7	11.8	0.58	-35.76	-45.53	-27	-18.53	-	-	146	131	V
			7358.324	-60.41	RMS	35.6	11.8	0.58	-35.45	-47.88	-41.2	-6.68	-	-	146	131	V
EHT160 (SU Mode)	6985	6	7.125	-28.56	Pk	35.7	11.8	0	-35.08	-16.14	-	-	-7	-9.14	300	148	H
			7.125	-46	RMS	35.7	11.8	0.67	-35.08	-32.91	-27	-5.91	-	-	300	148	H
			7.125068	-28.4	Pk	35.7	11.8	0	-35.08	-15.98	-	-	-7	-8.98	300	148	H
			7.132301	-43.38	RMS	35.7	11.8	0.67	-34.98	-30.19	-27	-3.19	-	-	300	148	H
			* 7.28739	-60.32	RMS	35.6	11.8	0.67	-35.45	-47.7	-41.2	-6.5	-	-	330	252	V
			7.125	-34.59	Pk	35.7	11.8	0	-35.08	-22.17	-	-	-7	-15.17	330	252	V
			7.125	-52.9	RMS	35.7	11.8	0.67	-35.08	-39.81	-27	-12.81	-	-	330	252	V
			7.125068	-34.26	Pk	35.7	11.8	0	-35.08	-21.84	-	-	-7	-14.84	330	252	V
		5	7.125	-26.69	Pk	35.7	11.8	0	-37.49	-16.68	-	-	-7	-9.68	332	117	H
			7.126079	-26.6	Pk	35.7	11.8	0	-37.52	-16.62	-	-	-7	-9.62	332	117	H
			7.125	-45.39	RMS	35.7	11.8	0.67	-37.49	-34.71	-27	-7.71	-	-	332	117	H
			7.130045	-40.85	RMS	35.7	11.8	0.67	-37.58	-30.26	-27	-3.26	-	-	332	117	H
			7.125	-34.88	Pk	35.7	11.8	0	-37.49	-24.87	-	-	-7	-17.87	166	142	V
			7.464568	-46.94	Pk	35.6	11.8	0	-38.22	-37.76	-	-	-21.2	-16.56	166	142	V
			7.125	-51.46	RMS	35.7	11.8	0.67	-37.49	-40.78	-27	-13.78	-	-	166	142	V
			7.250601	-59.4	RMS	35.6	11.8	0.67	-37.76	-49.09	-41.2	-7.89	-	-	166	142	V

* - indicates frequency in CFR47 Pt 15 / IC RSS-Restricted Band
Pk - Peak detector
RMS - RMS detection

UL VERIFICATION SERVICES
47173 Benicia Street, Fremont, CA 94538; USA TEL:(510) 319-4000 FAX:(510) 661-0888
This report shall not be reproduced except in full, without the written approval of UL VERIFICATION SERVICES

1TX Antenna 6 MODE: SU

BANDEDGE (HIGH CHANNEL 20MHz / 7115MHz)
HORIZONTAL RESULT

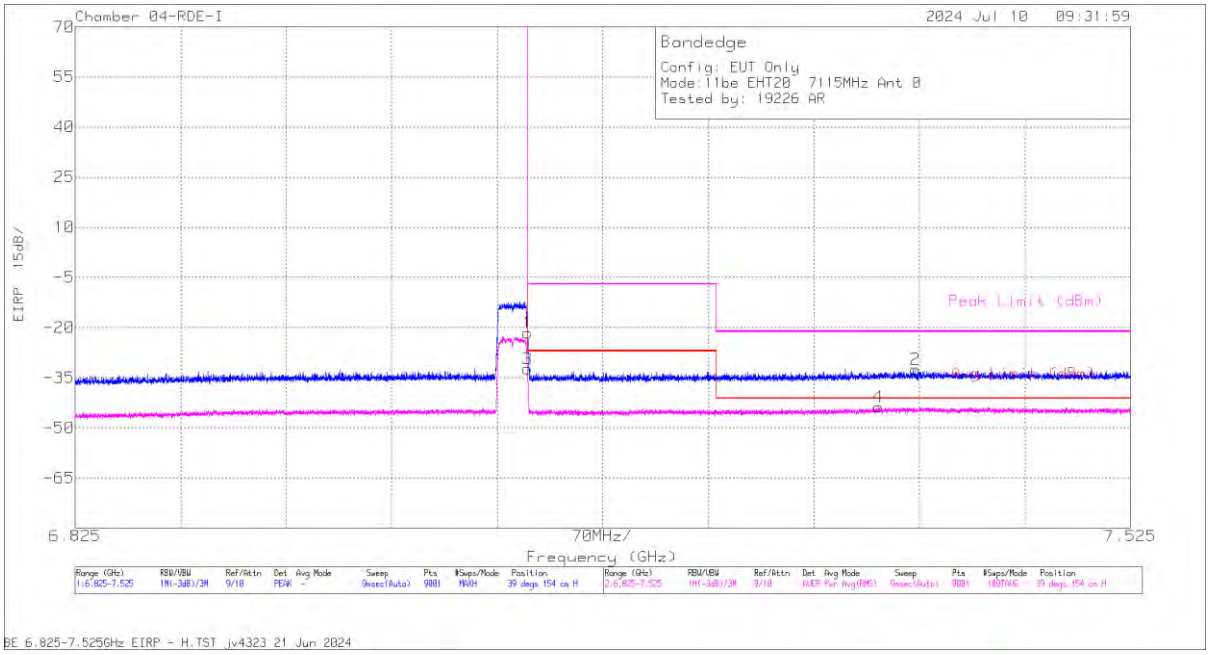

Marker	Frequency (GHz)	Meter Reading (dBm)	Det	84797 ACF (dB/m)	CBL AMP Pad(dB)	Conversion Factor (dB)	DCCF (dB)	Corrected Reading EIRP (dBm)	Avg Limit (dBm)	RMS Margin (dB)	Peak Limit (dBm)	PK Margin (dB)	Azimuth (Degs)	Height (cm)	Polarity
2	* 7.382435	-65.77	Pk	35.6	11.8	0	-14.1	-32.47	-	-	-21.2	-11.27	39	154	H
4	* 7.358013	-77.62	RMS	35.6	11.8	0.56	-14.1	-43.76	-41.2	-2.56	-	-	39	154	H
1	7.125	-54.01	Pk	35.6	11.8	0	-15	-21.61	-	-	-7	-14.61	39	154	H
3	7.125	-65.33	RMS	35.6	11.8	0.56	-15	-32.37	-27	-5.37	-	-	39	154	H

* - indicates frequency in CFR47 Pt 15 / IC RSS-Restricted Band
Pk - Peak detector
RMS - RMS detection

UL VERIFICATION SERVICES
47173 Benicia Street, Fremont, CA 94538; USA TEL:(510) 319-4000 FAX:(510) 661-0888
This report shall not be reproduced except in full, without the written approval of UL VERIFICATION SERVICES

VERTICAL RESULT

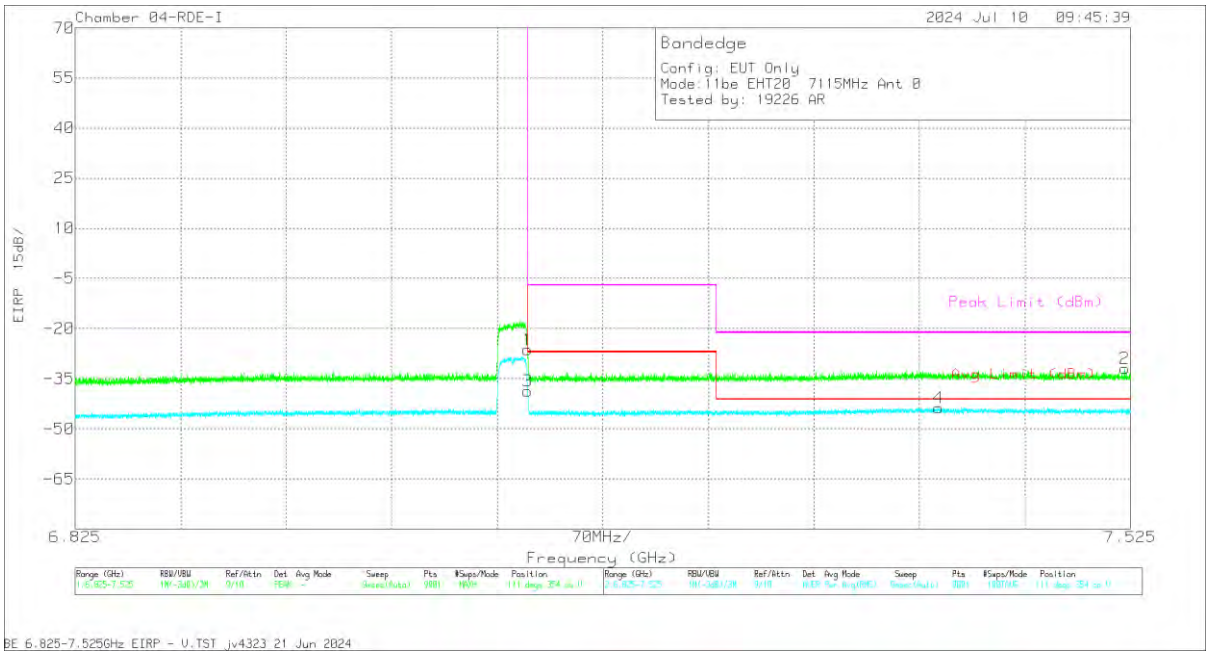

Marker	Frequency (GHz)	Meter Reading (dBm)	Det	79834 3m ACF (dB/m)	Conversion Factor (dB)	DCCF (dB)	Gain/Loss (dB)	Corrected Reading EIRP (dBm)	Avg Limit (dBm)	RMS Margin (dB)	Peak Limit (dBm)	PK Margin (dB)	Azimuth (Degs)	Height (cm)	Polarity
2	* 7.521035	-65.57	Pk	35.7	11.8	0	-13.9	-31.97	-	-	-21.2	-10.77	111	354	V
4	* 7.397757	-77.74	RMS	35.6	11.8	0.56	-13.9	-43.68	-41.2	-2.48	-	-	111	354	V
1	7.125	-58.78	Pk	35.6	11.8	0	-15	-26.38	-	-	-7	-19.38	111	354	V
3	7.125	-71.61	RMS	35.6	11.8	0.56	-15	-38.65	-27	-11.65	-	-	111	354	V

* - indicates frequency in CFR47 Pt 15 / IC RSS-Restricted Band
Pk - Peak detector
RMS - RMS detection

UL VERIFICATION SERVICES
47173 Benicia Street, Fremont, CA 94538; USA TEL:(510) 319-4000 FAX:(510) 661-0888
This report shall not be reproduced except in full, without the written approval of UL VERIFICATION SERVICES

1.1.9. 802.11be SISO PARTIAL RU MODE IN UNII-8 BAND – BANDEDGE

UNII-8 (SISO)	Channel Frequency (MHz)	Ant. #	Frequency (GHz)	Meter Reading (dBuV)	Det	AF (dB/m)	Conversion Factor (dB)	DCCF (dB)	Gain/Loss (dB)	Correct Reading EIRP (dBm)	Avg Limit (dBm)	Avg Margin (dB)	Pk Limit (dBm)	Pk Margin (dB)	Azimuth (Degs)	Height (cm)	Polarity
EHT20 (106+26T - Index 83)	7095	6	7.125	-38.9	Pk	35.7	11.8	0	-37.49	-28.89	-	-	-7	-21.89	275	135	H
			7.125	-56.01	RMS	35.7	11.8	0.33	-37.49	-45.67	-27	-18.67	-	-	275	135	H
			7.26149	-47.95	Pk	35.7	11.8	0	-37.87	-38.32	-	-	-21.2	-17.12	275	135	H
			7.321379	-59.53	RMS	35.7	11.8	0.33	-38.03	-49.73	-41.2	-8.53	-	-	275	135	H
			7.125	-41.92	Pk	35.7	11.8	0	-37.49	-31.91	-	-	-7	-24.91	309	170	V
			7.125	-57.03	RMS	35.7	11.8	0.33	-37.49	-46.69	-27	-19.69	-	-	309	170	V
			7.330946	-47.27	Pk	35.7	11.8	0	-38.1	-37.87	-	-	-21.2	-16.67	309	170	V
			7.36579	-59.51	RMS	35.7	11.8	0.33	-38	-49.68	-41.2	-8.48	-	-	309	170	V
		5	7.125	-36.66	Pk	35.7	11.8	0	-37.49	-26.65	-	-	-7	-19.65	162	358	H
			7.266623	-47.04	Pk	35.5	11.8	0	-37.78	-37.52	-	-	-21.2	-16.32	162	358	H
			7.125	-53.62	RMS	35.7	11.8	0.33	-37.49	-43.28	-27	-16.28	-	-	162	358	H
			7.261957	-59.31	RMS	35.6	11.8	0.33	-37.86	-49.44	-41.2	-8.24	-	-	162	358	H
			7.125	-41.78	Pk	35.7	11.8	0	-37.49	-31.77	-	-	-7	-24.77	5	142	V
			7.47328	-47.19	Pk	35.6	11.8	0	-38.26	-38.05	-	-	-21.2	-16.85	5	142	V
			7.125	-57.66	RMS	35.7	11.8	0.33	-37.49	-47.32	-27	-20.32	-	-	5	142	V
			7.261723	-59.47	RMS	35.6	11.8	0.33	-37.87	-49.61	-41.2	-8.41	-	-	5	142	V
EHT40 (106+26T - Index 85)	7085	6	* 7.356068	-47.85	Pk	35.6	11.8	0	-35.74	-36.19	-	-	-21.2	-14.99	116	269	H
			* 7.399702	-60.14	RMS	35.6	11.8	0.58	-35.75	-47.91	-41.2	-6.71	-	-	116	269	H
			7.125	-50.57	Pk	35.7	11.8	0	-35.08	-38.15	-	-	-7	-31.15	116	269	H
			7.125	-61.55	RMS	35.7	11.8	0.58	-35.08	-48.55	-27	-21.55	-	-	116	269	H
			* 7.367813	-48.09	Pk	35.6	11.8	0	-35.74	-36.43	-	-	-21.2	-15.23	116	308	V
			* 7.522124	-60.31	RMS	35.7	11.8	0.58	-35.77	-48	-41.2	-6.8	-	-	116	308	V
			7.125	-51.07	Pk	35.7	11.8	0	-35.08	-38.65	-	-	-7	-31.65	116	308	V
			7.125	-61.54	RMS	35.7	11.8	0.58	-35.08	-48.54	-27	-21.54	-	-	116	308	V
		5	7.125	-50.01	Pk	35.7	11.8	0	-35.08	-37.59	-	-	-7	-30.59	97	293	H
			* 7.340357	-48.31	Pk	35.6	11.8	0	-35.67	-36.58	-	-	-21.2	-15.38	97	293	H
			7.125	-61.4	RMS	35.7	11.8	0.58	-35.08	-48.4	-27	-21.4	-	-	97	293	H
			* 7.326046	-60.47	RMS	35.6	11.8	0.58	-35.63	-48.12	-41.2	-6.92	-	-	97	293	H
			7.125	-50.62	Pk	35.7	11.8	0	-35.08	-38.2	-	-	-7	-31.2	33	129	V
			* 7.32589	-47.87	Pk	35.6	11.8	0	-35.63	-36.1	-	-	-21.2	-14.9	33	129	V
			7.125	-61.73	RMS	35.7	11.8	0.58	-35.08	-48.73	-27	-21.73	-	-	33	129	V
			* 7.454457	-60.17	RMS	35.6	11.8	0.58	-35.79	-47.98	-41.2	-6.78	-	-	33	129	V

* - indicates frequency in CFR47 Pt 15 / IC RSS-Restricted Band
Pk - Peak detector
RMS - RMS detection

UNII-8 (SISO)	Channel Frequency (MHz)	Ant. #	Frequency (GHz)	Meter Reading (dBuV)	Det	AF (dB/m)	Conversion Factor (dB)	DCCF (dB)	Gain/Loss (dB)	Correct Reading EIRP (dBm)	Avg Limit (dBm)	Avg Margin (dB)	Pk Limit (dBm)	Pk Margin (dB)	Azimuth (Degs)	Height (cm)	Polarity
EHT80 (106+26T - Index 89)	7025	6	* 7.488991	-47.86	Pk	35.7	11.8	0	-35.87	-36.23	-	-	-21.2	-15.03	38	284	H
			* 7.259001	-60.21	RMS	35.6	11.8	0.6	-35.37	-47.58	-41.2	-6.38	-	-	38	284	H
			7.125	-37.68	Pk	35.7	11.8	0	-35.08	-25.26	-	-	-7	-18.26	38	284	H
			7.125	-60.46	RMS	35.7	11.8	0.6	-35.08	-47.44	-27	-20.44	-	-	38	284	H
			* 7.497546	-48.01	Pk	35.7	11.8	0	-35.89	-36.4	-	-	-21.2	-15.2	101	212	V
			* 7.258457	-60.42	RMS	35.6	11.8	0.6	-35.36	-47.78	-41.2	-6.58	-	-	101	212	V
			7.125	-41.2	Pk	35.7	11.8	0	-35.08	-28.78	-	-	-7	-21.78	101	212	V
			7.125	-60.96	RMS	35.7	11.8	0.6	-35.08	-47.94	-27	-20.94	-	-	101	212	V
		5	7.125	-44.45	Pk	35.7	11.8	0	-37.49	-34.44	-	-	-7	-27.44	355	296	H
			7.266546	-47.1	Pk	35.5	11.8	0	-37.78	-37.58	-	-	-21.2	-16.38	355	296	H
			7.125	-59.81	RMS	35.7	11.8	0.6	-37.49	-49.2	-27	-22.2	-	-	355	296	H
			7.262812	-59.53	RMS	35.6	11.8	0.6	-37.84	-49.37	-41.2	-8.17	-	-	355	296	H
			7.125	-49.63	Pk	35.7	11.8	0	-37.49	-39.62	-	-	-7	-32.62	314	396	V
			7.301312	-46.15	Pk	35.5	11.8	0	-38.04	-36.89	-	-	-21.2	-15.69	314	396	V
			7.125	-60.33	RMS	35.7	11.8	0.6	-37.49	-49.72	-27	-22.72	-	-	314	396	V
			7.280079	-59.29	RMS	35.5	11.8	0.6	-37.83	-49.22	-41.2	-8.02	-	-	314	396	V
EHT160 (106+26T - Index S89)	6985	6	7.125	-41.08	Pk	35.7	11.8	0	-37.49	-31.07	-	-	-7	-24.07	349	133	H
			7.125	-59.03	RMS	35.7	11.8	0.63	-37.49	-48.39	-27	-21.39	-	-	349	133	H
			7.278679	-59.46	RMS	35.6	11.8	0.63	-37.82	-49.25	-41.2	-8.05	-	-	349	133	H
			7.405379	-46.74	Pk	35.7	11.8	0	-38.16	-37.4	-	-	-21.2	-16.2	349	133	H
			7.125	-43.74	Pk	35.7	11.8	0	-37.49	-33.73	-	-	-7	-26.73	282	164	V
			7.125	-59.71	RMS	35.7	11.8	0.63	-37.49	-49.07	-27	-22.07	-	-	282	164	V
			7.256201	-46.41	Pk	35.7	11.8	0	-37.86	-36.77	-	-	-21.2	-15.57	282	164	V
			7.259546	-59.49	RMS	35.7	11.8	0.63	-37.9	-49.26	-41.2	-8.06	-	-	282	164	V
		5	7.125	-41.94	Pk	36.2	11.8	0	-37.44	-31.38	-	-	-7	-24.38	41	108	H
			7.458424	-46.5	Pk	35.8	11.8	0	-37.79	-36.69	-	-	-21.2	-15.49	41	108	H
			7.125	-60.12	RMS	36.2	11.8	0.63	-37.44	-48.93	-27	-21.93	-	-	41	108	H
			7.524458	-59.18	RMS	35.8	11.8	0.63	-37.62	-48.57	-41.2	-7.37	-	-	41	108	H
			7.125	-49.5	Pk	36.2	11.8	0	-37.44	-38.94	-	-	-7	-31.94	344	376	V
			7.459435	-47.13	Pk	35.8	11.8	0	-37.78	-37.31	-	-	-21.2	-16.11	344	376	V
			7.125	-59.76	RMS	36.2	11.8	0.63	-37.44	-48.57	-27	-21.57	-	-	344	376	V
			7.523058	-59.15	RMS	35.8	11.8	0.63	-37.55	-48.47	-41.2	-7.27	-	-	344	376	V

* - indicates frequency in CFR47 Pt 15 / IC RSS-Restricted Band
Pk - Peak detector
RMS - RMS detection

UL VERIFICATION SERVICES
47173 Benicia Street, Fremont, CA 94538; USA TEL:(510) 319-4000 FAX:(510) 661-0888
This report shall not be reproduced except in full, without the written approval of UL VERIFICATION SERVICES

1TX Antenna 6 MODE: 106+26-Tone, RU Index 89

BANDEDGE (HIGH CHANNEL 80MHz / 7025MHz)
HORIZONTAL RESULT

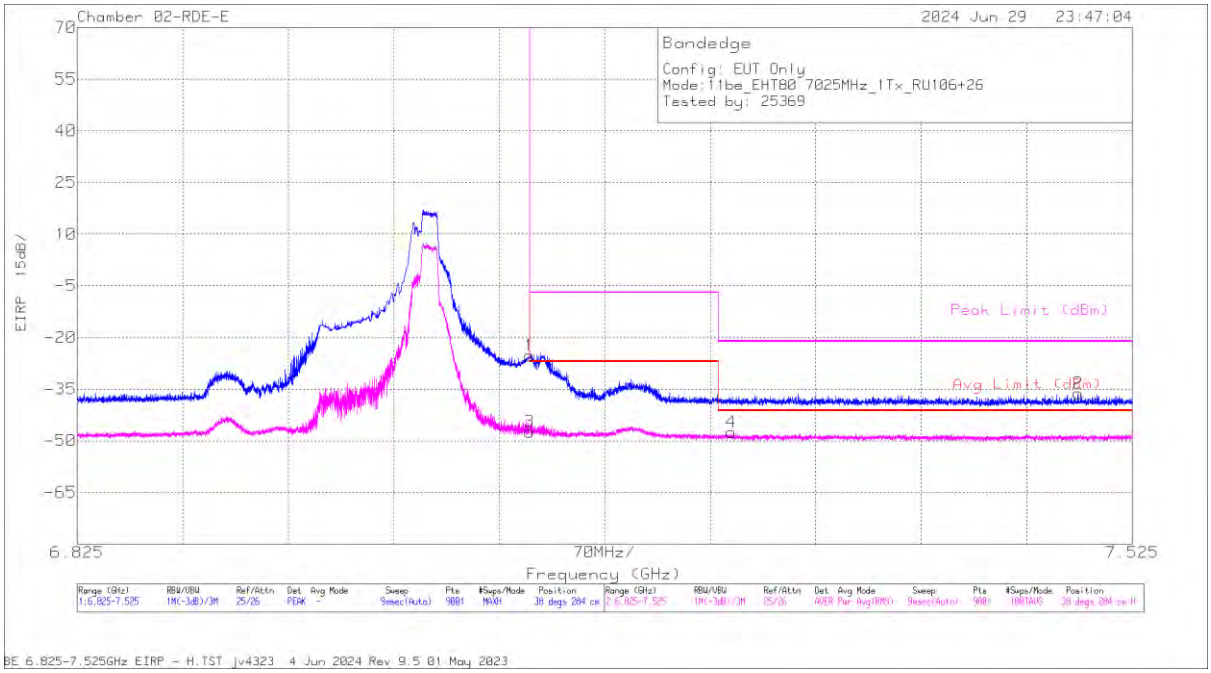

Marker	Frequency (GHz)	Meter Reading (dBm)	Det	79834 3m ACF (dB/m)	Conversion Factor (dB)	DCCF (dB)	Gain/Loss (dB)	Corrected Reading EIRP (dBm)	Avg Limit (dBm)	RMS Margin (dB)	Peak Limit (dBm)	PK Margin (dB)	Azimuth (Degs)	Height (cm)	Polarity
2	* 7.488991	-47.86	Pk	35.7	11.8	0	-35.87	-36.23	-	-	-21.2	-15.03	38	284	H
4	* 7.259001	-60.21	RMS	35.6	11.8	0.6	-35.37	-47.58	-41.2	-6.38	-	-	38	284	H
1	7.125	-37.68	Pk	35.7	11.8	0	-35.08	-25.26	-	-	-7	-18.26	38	284	H
3	7.125	-60.46	RMS	35.7	11.8	0.6	-35.08	-47.44	-27	-20.44	-	-	38	284	H

* - indicates frequency in CFR47 Pt 15 / IC RSS-Restricted Band
Pk - Peak detector
RMS - RMS detection

UL VERIFICATION SERVICES
47173 Benicia Street, Fremont, CA 94538; USA TEL:(510) 319-4000 FAX:(510) 661-0888
This report shall not be reproduced except in full, without the written approval of UL VERIFICATION SERVICES

VERTICAL RESULT

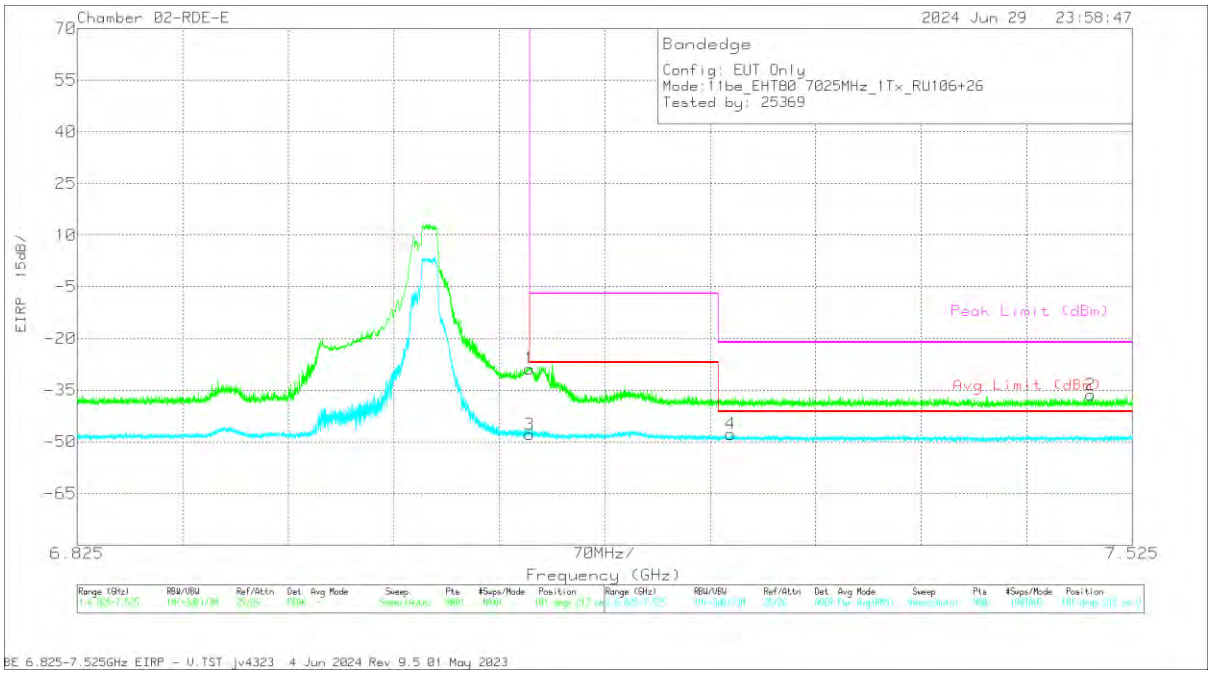

Marker	Frequency (GHz)	Meter Reading (dBm)	Det	79834 3m ACF (dB/m)	Conversion Factor (dB)	DCCF (dB)	Gain/Loss (dB)	Corrected Reading EIRP (dBm)	Avg Limit (dBm)	RMS Margin (dB)	Peak Limit (dBm)	PK Margin (dB)	Azimuth (Degs)	Height (cm)	Polarity
2	* 7.497546	-48.01	Pk	35.7	11.8	0	-35.89	-36.4	-	-	-21.2	-15.2	101	212	V
4	* 7.258457	-60.42	RMS	35.6	11.8	0.6	-35.36	-47.78	-41.2	-6.58	-	-	101	212	V
1	7.125	-41.2	Pk	35.7	11.8	0	-35.08	-28.78	-	-	-7	-21.78	101	212	V
3	7.125	-60.96	RMS	35.7	11.8	0.6	-35.08	-47.94	-27	-20.94	-	-	101	212	V

* - indicates frequency in CFR47 Pt 15 / IC RSS-Restricted Band
Pk - Peak detector
RMS - RMS detection

UL VERIFICATION SERVICES
47173 Benicia Street, Fremont, CA 94538; USA TEL:(510) 319-4000 FAX:(510) 661-0888
This report shall not be reproduced except in full, without the written approval of UL VERIFICATION SERVICES

1.1.10. 802.11be MIMO SU MODE IN UNII-8 BAND – BANDEDGE

UNII-8 (MIMO CDD)	Channel Frequency (MHz)	Ant. #	Frequency (GHz)	Meter Reading (dBuV)	Det	AF (dB/m)	Conversion Factor (dB)	DCCF (dB)	Gain/Loss (dB)	Correct Reading EIRP (dBm)	Avg Limit (dBm)	Avg Margin (dB)	Pk Limit (dBm)	Pk Margin (dB)	Azimuth (Degs)	Height (cm)	Polarity
EHT20 (SU Mode)	7095	6 + 5	7.125	-28.21	Pk	35.7	11.8	0	-37.49	-18.2	-	-	-7	-11.2	357	222	H
			7.125	-46.93	RMS	35.7	11.8	0.56	-37.49	-36.36	-27	-9.36	-	-	357	222	H
			7.126156	-23.93	Pk	35.7	11.8	0	-37.52	-13.95	-	-	-7	-6.95	357	222	H
			7.252312	-59.68	RMS	35.7	11.8	0.56	-37.75	-49.37	-41.2	-8.17	-	-	357	222	H
			7.125	-32.16	Pk	35.7	11.8	0	-37.49	-22.15	-	-	-7	-15.15	296	221	V
			7.125	-51.44	RMS	35.7	11.8	0.56	-37.49	-40.87	-27	-13.87	-	-	296	221	V
			7.127401	-31.17	Pk	35.7	11.8	0	-37.54	-21.21	-	-	-7	-14.21	296	221	V
			7.280624	-59.62	RMS	35.6	11.8	0.56	-37.83	-49.49	-41.2	-8.29	-	-	296	221	V
EHT20 (SU Mode)	7115	6 + 5	7.125	-30.44	Pk	35.7	11.8	0	-37.49	-20.43	-	-	-7	-13.43	176	222	H
			7.125	-40.62	RMS	35.7	11.8	0.56	-37.49	-30.05	-27	-3.05	-	-	176	222	H
			7.125068	-31.27	Pk	35.7	11.8	0	-37.49	-21.26	-	-	-7	-14.26	176	222	H
			7.125068	-41.24	RMS	35.7	11.8	0.56	-37.49	-30.67	-27	-3.67	-	-	176	222	H
			7.125	-38.31	Pk	35.7	11.8	0	-37.49	-28.3	-	-	-7	-21.3	148	109	V
			7.125	-48.72	RMS	35.7	11.8	0.56	-37.49	-38.15	-27	-11.15	-	-	148	109	V
			7.253012	-59.75	RMS	35.7	11.8	0.56	-37.76	-49.45	-41.2	-8.25	-	-	148	109	V
			7.318579	-47.58	Pk	35.7	11.8	0	-38.06	-38.14	-	-	-21.2	-16.94	148	109	V
EHT40 (SU Mode)	7085	6 + 5	7.125	-26.94	Pk	35.7	11.8	0	-35.08	-14.52	-	-	-7	-7.52	299	155	H
			7.125	-44.42	RMS	35.7	11.8	0.61	-35.08	-31.39	-27	-4.39	-	-	299	155	H
			7.125768	-43.37	RMS	35.7	11.8	0.61	-35.1	-30.36	-27	-3.36	-	-	299	155	H
			7.126001	-27.56	Pk	35.7	11.8	0	-35.1	-15.16	-	-	-7	-8.16	299	155	H
			7.125	-29.52	Pk	35.7	11.8	0	-35.08	-17.1	-	-	-7	-10.1	336	183	V
			7.125	-46.37	RMS	35.7	11.8	0.61	-35.08	-33.34	-27	-6.34	-	-	336	183	V
			7.125223	-44.5	RMS	35.7	11.8	0.61	-35.08	-31.47	-27	-4.47	-	-	336	183	V
			7.126079	-30.16	Pk	35.7	11.8	0	-35.1	-17.76	-	-	-7	-10.76	336	183	V
EHT80 (SU Mode)	7025	6 + 5	7.125	-29.46	Pk	35.7	11.8	0	-35.08	-17.04	-	-	-7	-10.04	104	159	H
			7.125	-43.68	RMS	35.7	11.8	0.58	-35.08	-30.68	-27	-3.68	-	-	104	159	H
			7.125145	-28.03	Pk	35.7	11.8	0	-35.08	-15.61	-	-	-7	-8.61	104	159	H
			7.125456	-42.52	RMS	35.7	11.8	0.58	-35.09	-29.53	-27	-2.53	-	-	104	159	H
			7.125	-33.63	Pk	35.7	11.8	0	-35.08	-21.21	-	-	-7	-14.21	50	140	V
			7.125	-46.16	RMS	35.7	11.8	0.58	-35.08	-33.16	-27	-6.16	-	-	50	140	V
			7.125145	-45.44	RMS	35.7	11.8	0.58	-35.08	-32.44	-27	-5.44	-	-	50	140	V
			7.125301	-31.77	Pk	35.7	11.8	0	-35.09	-19.36	-	-	-7	-12.36	50	140	V
EHT160 (SU Mode)	6985	6 + 5	7.125	-31.19	Pk	35.7	11.8	0	-35.08	-18.77	-	-	-7	-11.77	100	143	H
			7.125	-48.13	RMS	35.7	11.8	0.67	-35.08	-35.04	-27	-8.04	-	-	100	143	H
			7.126079	-27.27	Pk	35.7	11.8	0	-35.1	-14.87	-	-	-7	-7.87	100	143	H
			7.130356	-43.29	RMS	35.7	11.8	0.67	-35.04	-30.16	-27	-3.16	-	-	100	143	H
			* 7.328924	-48.41	Pk	35.6	11.8	0	-35.61	-36.62	-	-	-21.2	-15.42	67	267	V
			* 7.479269	-59.9	RMS	35.7	11.8	0.67	-35.9	-47.63	-41.2	-6.43	-	-	67	267	V
			7.125	-37.63	Pk	35.7	11.8	0	-35.08	-25.21	-	-	-7	-18.21	67	267	V
			7.125	-58.3	RMS	35.7	11.8	0.67	-35.08	-45.21	-27	-18.21	-	-	67	267	V

* - indicates frequency in CFR47 Pt 15 / IC RSS-Restricted Band
Pk - Peak detector
RMS - RMS detection

UL VERIFICATION SERVICES
47173 Benicia Street, Fremont, CA 94538; USA TEL:(510) 319-4000 FAX:(510) 661-0888
This report shall not be reproduced except in full, without the written approval of UL VERIFICATION SERVICES

2TX Antenna 6 + Antenna 5 OFDMA MODE: SU

BANDEDGE (HIGH CHANNEL 20MHz / 7115MHz)
HORIZONTAL RESULT

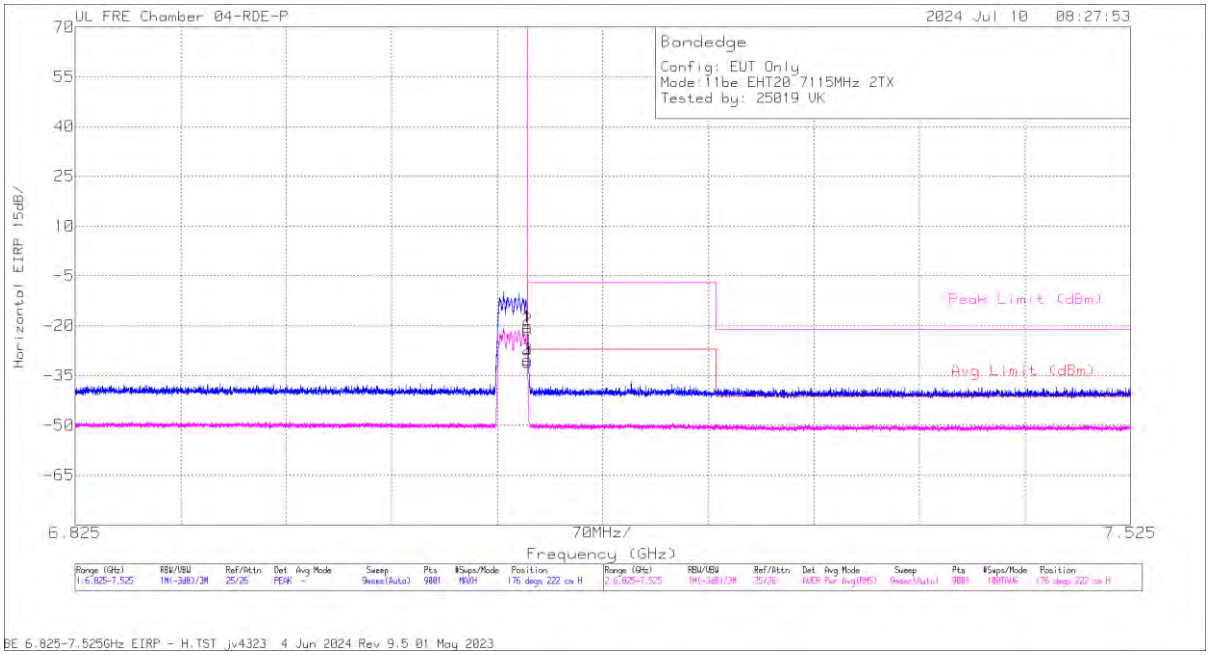

Marker	Frequency (GHz)	Meter Reading (dBm)	Det	200897 ACF (dB/m)	Conversion Factor (dB)	DCCF (dB)	Gain/Loss (dB)	Corrected Reading EIRP (dBm)	Avg Limit (dBm)	RMS Margin (dB)	Peak Limit (dBm)	PK Margin (dB)	Azimuth (Degs)	Height (cm)	Polarity
1	7.125	-30.44	Pk	35.7	11.8	0	-37.49	-20.43	-	-	-7	-13.43	176	222	H
3	7.125	-40.62	RMS	35.7	11.8	0.56	-37.49	-30.05	-27	-3.05	-	-	176	222	H
2	7.125068	-31.27	Pk	35.7	11.8	0	-37.49	-21.26	-	-	-7	-14.26	176	222	H
4	7.125068	-41.24	RMS	35.7	11.8	0.56	-37.49	-30.67	-27	-3.67	-	-	176	222	H

Pk - Peak detector
RMS - RMS detection

UL VERIFICATION SERVICES
47173 Benicia Street, Fremont, CA 94538; USA TEL:(510) 319-4000 FAX:(510) 661-0888
This report shall not be reproduced except in full, without the written approval of UL VERIFICATION SERVICES

VERTICAL RESULT

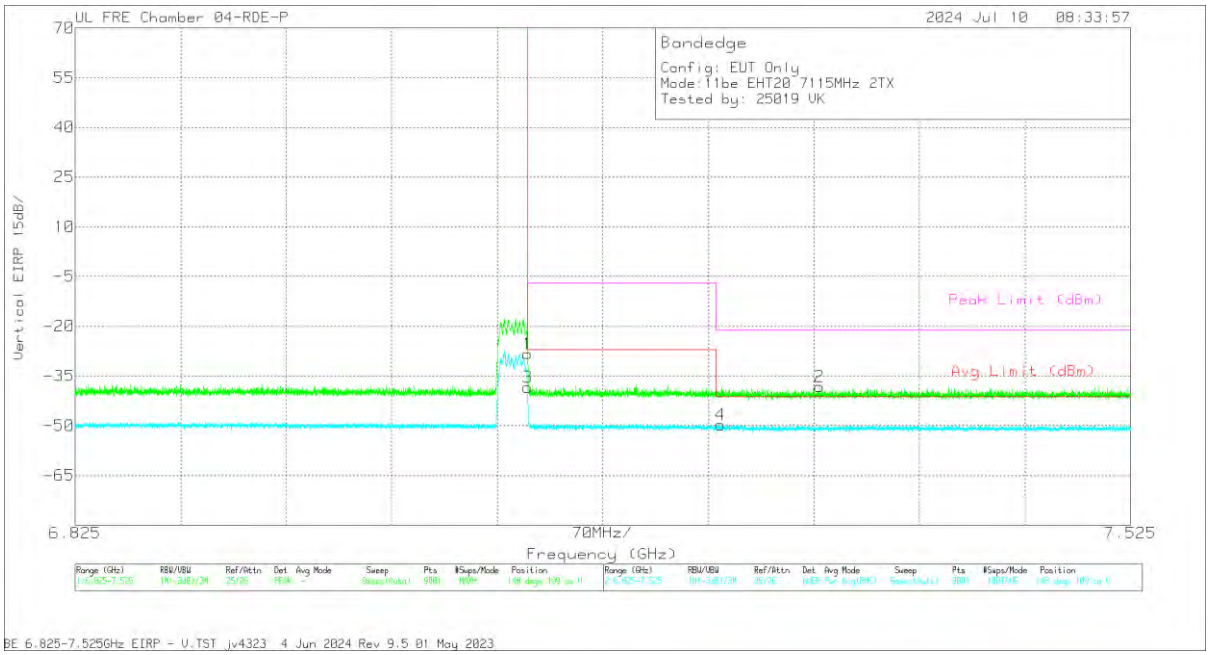

Marker	Frequency (GHz)	Meter Reading (dBm)	Det	200897 ACF (dB/m)	Conversion Factor (dB)	DCCF (dB)	Gain/Loss (dB)	Corrected Reading EIRP (dBm)	Avg Limit (dBm)	RMS Margin (dB)	Peak Limit (dBm)	PK Margin (dB)	Azimuth (Degs)	Height (cm)	Polarity
1	7.125	-38.31	Pk	35.7	11.8	0	-37.49	-28.3	-	-	-7	-21.3	148	109	V
3	7.125	-48.72	RMS	35.7	11.8	0.56	-37.49	-38.15	-27	-11.15	-	-	148	109	V
4	7.253012	-59.75	RMS	35.7	11.8	0.56	-37.76	-49.45	-41.2	-8.25	-	-	148	109	V
2	7.318579	-47.58	Pk	35.7	11.8	0	-38.06	-38.14	-	-	-21.2	-16.94	148	109	V

Pk - Peak detector
RMS - RMS detection

UL VERIFICATION SERVICES
47173 Benicia Street, Fremont, CA 94538; USA TEL:(510) 319-4000 FAX:(510) 661-0888
This report shall not be reproduced except in full, without the written approval of UL VERIFICATION SERVICES

1.1.11. 802.11be MIMO PARTIAL RU MODE IN UNII-8 BAND – BANDEDGE

UNII-8 (MIMO CDD)	Channel Frequency (MHz)	Ant. #	Frequency (GHz)	Meter Reading (dBuV)	Det	AF (dB/m)	Conversion Factor (dB)	DCCF (dB)	Gain/Loss (dB)	Correct Reading EIRP (dBm)	Avg Limit (dBm)	Avg Margin (dB)	Pk Limit (dBm)	Pk Margin (dB)	Azimuth (Degs)	Height (cm)	Polarity
EHT20 (106+26T / Index 83)	7095	6 + 5	7.125	-35.41	Pk	35.7	11.8	0	-37.49	-25.4	-	-	-7	-18.4	176	222	H
			7.125	-52.99	RMS	35.7	11.8	0.33	-37.49	-42.65	-27	-15.65	-	-	176	222	H
			7.254101	-59.7	RMS	35.7	11.8	0.33	-37.78	-49.65	-41.2	-8.45	-	-	176	222	H
			7.337401	-46.77	Pk	35.7	11.8	0	-37.99	-37.26	-	-	-21.2	-16.06	176	222	H
			7.125	-41.87	Pk	35.7	11.8	0	-37.49	-31.86	-	-	-7	-24.86	148	109	V
			7.125	-56.14	RMS	35.7	11.8	0.33	-37.49	-45.8	-27	-18.8	-	-	148	109	V
			7.291046	-59.22	RMS	35.6	11.8	0.33	-37.98	-49.47	-41.2	-8.27	-	-	148	109	V
			7.340901	-47.4	Pk	35.7	11.8	0	-38.01	-37.91	-	-	-21.2	-16.71	148	109	V
EHT40 (106+26T / Index 85)	7085	6 + 5	* 7.332035	-48.5	Pk	35.6	11.8	0	-35.67	-36.77	-	-	-21.2	-15.57	53	348	H
			* 7.399235	-60.1	RMS	35.6	11.8	0.58	-35.76	-47.88	-41.2	-6.68	-	-	53	348	H
			7.125	-49.83	Pk	35.7	11.8	0	-35.08	-37.41	-	-	-7	-30.41	53	348	H
			7.125	-60.95	RMS	35.7	11.8	0.58	-35.08	-47.95	-27	-20.95	-	-	53	348	H
			* 7.263123	-47.95	Pk	35.6	11.8	0	-35.48	-36.03	-	-	-21.2	-14.83	114	378	V
			* 7.505324	-60.06	RMS	35.7	11.8	0.58	-35.89	-47.87	-41.2	-6.67	-	-	114	378	V
			7.125	-50.3	Pk	35.7	11.8	0	-35.08	-37.88	-	-	-7	-30.88	114	378	V
			7.125	-61.28	RMS	35.7	11.8	0.58	-35.08	-48.28	-27	-21.28	-	-	114	378	V
EHT80 (106-26T / Index 89)	7025	6 + 5	* 7.31609	-60.17	RMS	35.6	11.8	0.6	-35.5	-47.67	-41.2	-6.47	-	-	127	201	H
			7.125	-35.55	Pk	35.7	11.8	0	-35.08	-23.13	-	-	-7	-16.13	127	201	H
			7.125	-55.28	RMS	35.7	11.8	0.6	-35.08	-42.26	-27	-15.26	-	-	127	201	H
			7.193746	-26.01	Pk	35.6	11.8	0	-35.21	-13.82	-	-	-7	-6.82	127	201	H
			* 7.486735	-47.57	Pk	35.7	11.8	0	-35.89	-35.96	-	-	-21.2	-14.76	46	118	V
			* 7.329779	-60.15	RMS	35.6	11.8	0.6	-35.62	-47.77	-41.2	-6.57	-	-	46	118	V
			7.125	-45.94	Pk	35.7	11.8	0	-35.08	-33.52	-	-	-7	-26.52	46	118	V
			7.125	-59.74	RMS	35.7	11.8	0.6	-35.08	-46.72	-27	-19.72	-	-	46	118	V
EHT160 (106+26T / Index S89)	6985	6 + 5	7.125	-37.59	Pk	35.7	11.8	0	-37.49	-27.58	-	-	-7	-20.58	273	165	H
			7.125	-58.17	RMS	35.7	11.8	0.63	-37.49	-47.53	-27	-20.53	-	-	273	165	H
			7.322624	-45.73	Pk	35.7	11.8	0	-38	-36.23	-	-	-21.2	-15.03	273	165	H
			7.356535	-59.28	RMS	35.7	11.8	0.63	-37.98	-49.13	-41.2	-7.93	-	-	273	165	H
			7.125	-44.92	Pk	35.7	11.8	0	-37.49	-34.91	-	-	-7	-27.91	1	124	V
			7.125	-59.91	RMS	35.7	11.8	0.63	-37.49	-49.27	-27	-22.27	-	-	1	124	V
			7.463635	-47.03	Pk	35.7	11.8	0	-38.23	-37.76	-	-	-21.2	-16.56	1	124	V
			7.506569	-59.19	RMS	35.7	11.8	0.63	-38.24	-49.3	-41.2	-8.1	-	-	1	124	V

* - indicates frequency in CFR47 Pt 15 / IC RSS-Restricted Band
Pk - Peak detector
RMS - RMS detection

UL VERIFICATION SERVICES
47173 Benicia Street, Fremont, CA 94538; USA TEL:(510) 319-4000 FAX:(510) 661-0888
This report shall not be reproduced except in full, without the written approval of UL VERIFICATION SERVICES

2TX Antenna 6 + Antenna 5 OFDMA MODE: 242-Tones, RU Index S89

BANDEDGE (HIGH CHANNEL 160MHz / 6985MHz)
HORIZONTAL RESULT

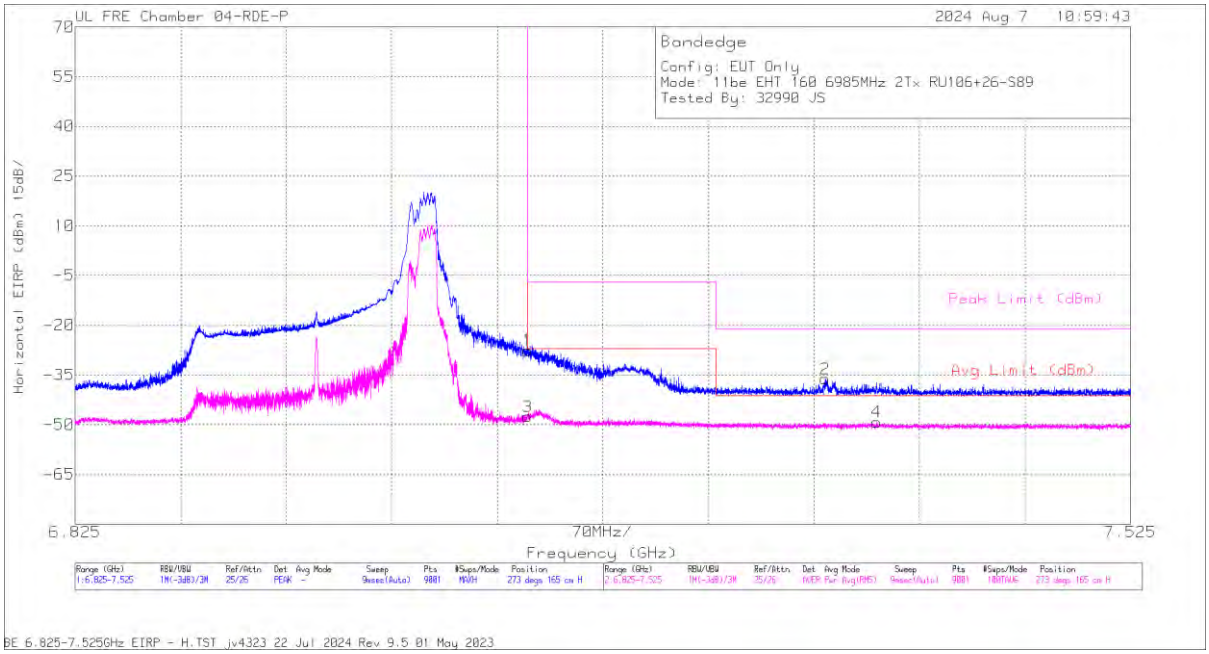

Marker	Frequency (GHz)	Meter Reading (dBm)	Det	200897 ACF (dB/m)	Conversion Factor (dB)	DCCF (dB)	Gain/Loss (dB)	Corrected Reading EIRP (dBm) (dBm)	Avg Limit (dBm)	RMS Margin (dB)	Peak Limit (dBm)	PK Margin (dB)	Azimuth (Degs)	Height (cm)	Polarity
1	7.125	-37.59	Pk	35.7	11.8	0	-37.49	-27.58	-	-	-7	-20.58	273	165	H
3	7.125	-58.17	RMS	35.7	11.8	0.63	-37.49	-47.53	-27	-20.53	-	-	273	165	H
2	7.322624	-45.73	Pk	35.7	11.8	0	-38	-36.23	-	-	-21.2	-15.03	273	165	H
4	7.356535	-59.28	RMS	35.7	11.8	0.63	-37.98	-49.13	-41.2	-7.93	-	-	273	165	H

Pk - Peak detector
RMS - RMS detection

UL VERIFICATION SERVICES
47173 Benicia Street, Fremont, CA 94538; USA TEL:(510) 319-4000 FAX:(510) 661-0888
This report shall not be reproduced except in full, without the written approval of UL VERIFICATION SERVICES

VERTICAL RESULT

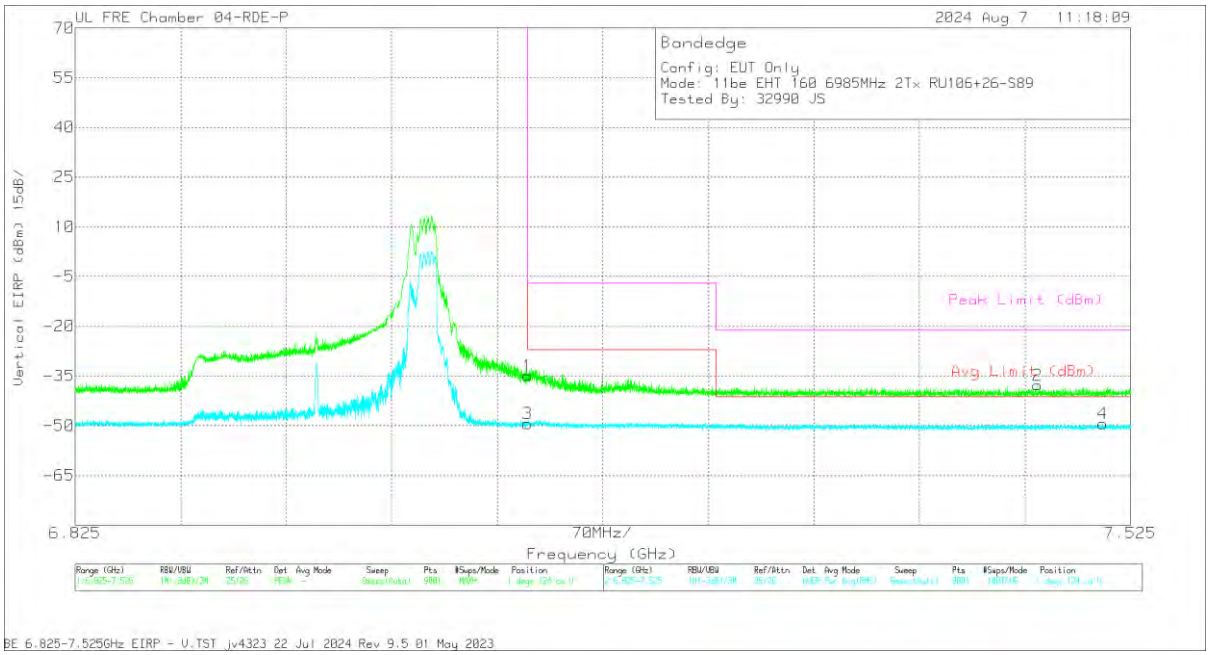

Marker	Frequency (GHz)	Meter Reading (dBm)	Det	200897 ACF (dB/m)	Conversion Factor (dB)	DCCF (dB)	Gain/Loss (dB)	Corrected Reading EIRP (dBm) (dBm)	Avg Limit (dBm)	RMS Margin (dB)	Peak Limit (dBm)	PK Margin (dB)	Azimuth (Degs)	Height (cm)	Polarity
1	7.125	-44.92	Pk	35.7	11.8	0	-37.49	-34.91	-	-	-7	-27.91	1	124	V
3	7.125	-59.91	RMS	35.7	11.8	0.63	-37.49	-49.27	-27	-22.27	-	-	1	124	V
2	7.463635	-47.03	Pk	35.7	11.8	0	-38.23	-37.76	-	-	-21.2	-16.56	1	124	V
4	7.506569	-59.19	RMS	35.7	11.8	0.63	-38.24	-49.3	-41.2	-8.1	-	-	1	124	V

Pk - Peak detector
RMS - RMS detection

UL VERIFICATION SERVICES
47173 Benicia Street, Fremont, CA 94538; USA TEL:(510) 319-4000 FAX:(510) 661-0888
This report shall not be reproduced except in full, without the written approval of UL VERIFICATION SERVICES

1.1.12. 802.11be MIMO MODE IN UNII-8 BAND – SPURIOUS EMISSIONS

20MHz

UNII-8 (MIMO CDD)	Channel Frequency (MHz)	Ant. #	Frequency (GHz)	Meter Reading (dBuV)	Det	AF (dB/m)	8 GHz HPF (dB)	Amp/Cbl/ Fltr/Pad (dB)	DCCF (dB)	Correct Reading (dBuV/m)	Avg Limit (dBuV/m)	Avg Margin (dB)	Pk Limit (dBuV/m)	Pk Margin (dB)	Azimuth (Degs)	Height (cm)
11be (SU Mode / Highest Power)	6895	6 + 5	* 4.294131	56.03	PK-U	34.2	-	-46.61	0	43.62	-	-	74	-30.38	284	178
			* 4.292968	44.08	ADR	34.2	-	-46.61	0	31.67	54	-22.33	-	-	284	178
			* 4.292171	56.48	PK-U	34.2	-	-46.68	0	44	-	-	74	-30	209	209
			* 4.293551	44.11	ADR	34.2	-	-46.62	0	31.69	54	-22.31	-	-	209	209
			2.118513	48.21	ADR	31.6	-	-48.75	0	31.06	68.2	-37.14	-	-	248	184
			2.118739	59.98	PK-U	31.6	-	-48.7	0	42.88	-	-	88.2	-45.32	248	184
			2.119217	60.21	PK-U	31.6	-	-48.69	0	43.12	-	-	88.2	-45.08	209	129
			2.120646	48.47	ADR	31.6	-	-48.81	0	31.26	68.2	-36.94	-	-	209	129
			* 11.4179	41.87	ADR	37.8	0.8	-41.41	0	39.06	54	-14.94	-	-	240	269
			* 11.419959	53.37	PK-U	37.8	0.8	-41.52	0	50.45	-	-	74	-23.55	240	269
			* 11.420781	41.28	ADR	37.8	0.8	-41.46	0	38.42	54	-15.58	-	-	289	116
			* 11.421202	53.13	PK-U	37.8	0.8	-41.44	0	50.29	-	-	74	-23.71	289	116
	6995	6 + 5	2.42036	59.27	PK-U	33.5	-	-48.8	0	43.97	-	-	88.2	-44.23	20	108
			2.42256	46.99	ADR	33.5	-	-48.84	0	31.65	68.2	-36.55	-	-	20	108
			2.426187	58.7	PK-U	33.5	-	-48.68	0	43.52	-	-	88.2	-44.68	75	188
			2.427565	46.98	ADR	33.5	-	-48.67	0	31.81	68.2	-36.39	-	-	75	188
			9.700677	43.33	ADR	36.9	0.7	-42.09	0	38.84	68.2	-29.36	-	-	179	239
			9.701644	42.99	ADR	36.9	0.7	-42.04	0	38.55	68.2	-29.65	-	-	104	149
			9.702674	54.45	PK-U	36.9	0.7	-42	0	50.05	-	-	88.2	-38.15	104	149
			9.70343	55.15	PK-U	36.9	0.7	-41.91	0	50.84	-	-	88.2	-37.36	179	239
			14.975757	54.1	PK-U	40.4	0.5	-40.61	0	54.39	-	-	88.2	-33.81	216	290
			14.976373	42.77	ADR	40.4	0.5	-40.62	0	43.05	68.2	-25.15	-	-	216	290
			14.9787	54.87	PK-U	40.4	0.5	-40.49	0	55.28	-	-	88.2	-32.92	155	218
			14.981641	42.52	ADR	40.5	0.5	-40.47	0	43.05	68.2	-25.15	-	-	155	218
	7095	6 + 5	* 2.366833	60.72	PK-U	33.1	-	-49.02	0	44.8	-	-	74	-29.2	104	139
			* 2.368501	49.42	ADR	33.1	-	-48.96	0	33.56	54	-20.44	-	-	104	139
			* 3.750529	55.46	PK-U	33.3	-	-45.34	0	43.42	-	-	74	-30.58	155	136
			* 3.749096	44.21	ADR	33.3	-	-45.28	0	32.23	54	-21.77	-	-	155	136
			* 2.365523	60.92	PK-U	33.1	-	-48.87	0	45.15	-	-	74	-28.85	81	115
			* 2.366637	49.5	ADR	33.1	-	-49	0	33.6	54	-20.4	-	-	81	115
			* 3.750462	55.61	PK-U	33.3	-	-45.33	0	43.58	-	-	74	-30.42	25	104
			* 3.748632	44.36	ADR	33.3	-	-45.29	0	32.37	54	-21.63	-	-	25	104
			* 11.379012	52.91	PK-U	37.8	0.8	-41.59	0	49.92	-	-	74	-24.08	64	129
			* 11.380802	41.58	ADR	37.8	0.8	-41.51	0	38.67	54	-15.33	-	-	64	129
			* 11.383914	41.64	ADR	37.8	0.8	-41.58	0	38.66	54	-15.34	-	-	40	131
			* 11.384251	53.26	PK-U	37.8	0.8	-41.62	0	50.24	-	-	74	-23.76	40	131
	7115	6 + 5	* 3.914892	55.08	PK-U	33.4	-	-45.55	0	42.93	-	-	74	-31.07	269	170
			* 3.913578	43.61	ADR	33.4	-	-45.59	0	31.42	54	-22.58	-	-	269	170
			2.411411	58.57	PK-U	33.4	-	-48.61	0	43.36	-	-	88.2	-44.84	295	180
			2.412	46.87	ADR	33.4	-	-48.7	0	31.57	68.2	-36.63	-	-	200	132
			2.412038	58.82	PK-U	33.4	-	-48.7	0	43.52	-	-	88.2	-44.68	200	132
			2.41388	46.99	ADR	33.4	-	-48.69	0	31.7	68.2	-36.5	-	-	295	180
			* 10.845482	54.55	PK-U	37.9	0.8	-41.54	0	51.71	-	-	74	-22.29	178	226
			* 10.846611	42.73	ADR	37.9	0.8	-41.53	0	39.9	54	-14.1	-	-	118	188
			* 10.848324	55.14	PK-U	37.9	0.8	-41.56	0	52.28	-	-	74	-21.72	118	188
			* 10.848577	42.98	ADR	37.9	0.8	-41.57	0	40.11	54	-13.89	-	-	178	226
			* 10.849535	53.65	PK-U	37.9	0.8	-41.6	0	50.75	-	-	74	-23.25	94	114
			* 10.850213	42.4	ADR	37.9	0.8	-41.6	0	39.5	54	-14.5	-	-	94	114
11be (Partial RU Mode / Highest PSD)	6895 (106+26T-Index 82)	6 + 5	* 9.188481	54.01	PK-U	36.1	0.8	-42.26	0	48.65	-	-	74	-25.35	131	156
			* 9.18961	42.71	ADR	36.1	0.8	-42.32	0	37.29	54	-16.71	-	-	131	156
			* 9.19357	54.02	PK-U	36.1	0.8	-42.39	0	48.53	-	-	74	-25.47	106	160
			* 9.193289	42.6	ADR	36.1	0.8	-42.37	0	37.13	54	-16.87	-	-	106	160
			13.408701	53.21	PK-U	39.5	0.9	-40.56	0	53.05	-	-	88.2	-35.15	98	250
			13.409234	41.78	ADR	39.5	0.9	-40.6	0	41.58	68.2	-26.62	-	-	98	250
			13.412738	53.86	PK-U	39.4	0.9	-40.55	0	53.61	-	-	88.2	-34.59	116	208
			13.41639	41.94	ADR	39.4	0.9	-40.59	0	41.65	68.2	-26.55	-	-	116	208
			17.150256	41.25	ADR	41.8	0.5	-38.57	0	44.98	68.2	-23.22	-	-	121	167
			17.152251	52.42	PK-U	41.8	0.5	-38.48	0	56.24	-	-	88.2	-31.96	121	167
			17.15227	40.65	ADR	41.8	0.5	-38.48	0	44.47	68.2	-23.73	-	-	190	243
			17.153789	51.81	PK-U	41.8	0.5	-38.48	0	55.63	-	-	88.2	-32.57	190	243
	6995 (106+26T-Index 82)	6 + 5	* 9.096408	55.09	PK-U	36	0.8	-42.02	0	49.87	-	-	74	-24.13	269	227
			* 9.099139	43.64	ADR	36	0.8	-41.92	0	38.52	54	-15.48	-	-	269	227
			* 11.913512	52.97	PK-U	38.7	0.8	-40.28	0	52.19	-	-	74	-21.81	262	132
			* 11.911397	41.36	ADR	38.7	0.8	-40.2	0	40.66	54	-13.34	-	-	262	132
			* 15.849736	54.13	PK-U	41.2	0.5	-37.97	0	57.86	-	-	74	-16.14	282	215
			* 15.850982	41.72	ADR	41.2	0.5	-38.14	0	45.28	54	-8.72	-	-	282	215
			* 9.095581	55.09	PK-U	36	0.8	-42.08	0	49.81	-	-	74	-24.19	189	234
			* 9.093153	43.59	ADR	36	0.8	-42.14	0	38.25	54	-15.75	-	-	189	234
			* 11.911953	53.16	PK-U	38.7	0.8	-40.24	0	52.42	-	-	74	-21.58	166	215
			* 11.911368	41.46	ADR	38.7	0.8	-40.2	0	40.76	54	-13.24	-	-	166	215
			* 15.842683	52.34	PK-U	41.2	0.5	-38.15	0	55.89	-	-	74	-18.11	169	250
			* 15.841858	40.8	ADR	41.2	0.5	-38.13	0	44.37	54	-9.63	-	-	169	250
	7095 (106+26T-Index 83)	6 + 5	* 9.094074	54.79	PK-U	36	0.8	-42.11	0	49.48	-	-	74	-24.52	47	177
			* 9.095103	43.47	ADR	36	0.8	-42.11	0	38.16	54	-15.84	-	-	47	177
			* 11.911785	53.01	PK-U	38.7	0.8	-40.23	0	52.28	-	-	74	-21.72	249	144
			* 11.91024	41.4	ADR	38.7	0.8	-40.21	0	40.69	54	-13.31	-	-	249	144
			* 15.84516	53.06	PK-U	41.2	0.5	-38.15	0	56.61	-	-	74	-17.39	233	147
			* 15.845808	41.49	ADR	41.2	0.5	-38.11	0	45.08	54	-8.92	-	-	233	147
			* 9.096182	54.82	PK-U	36	0.8	-42.04	0	49.58	-	-	74	-24.42	265	160
			* 9.093758	43.59	ADR	36	0.8	-42.12	0	38.27	54	-15.73	-	-	265	160
			* 11.889657	53.09	PK-U	38.7	0.8	-40.64	0	51.95	-	-	74	-22.05	125	153
			* 11.890612	41.44	ADR	38.7	0.8	-40.57	0	40.37	54	-13.63	-	-	125	153
			* 15.851166	52.74	PK-U	41.2	0.5	-38.14	0	56.3	-	-	74	-17.7	226	132
			* 15.848158	41.44	ADR	41.2	0.5	-38.05	0	45.09	54	-8.91	-	-	226	132

* - indicates frequency in CFR47 Pt 15 / IC RSS-Restricted Band
Pk - Peak detector
RMS - RMS detection

UL VERIFICATION SERVICES
47173 Benicia Street, Fremont, CA 94538; USA TEL:(510) 319-4000 FAX:(510) 661-0888
This report shall not be reproduced except in full, without the written approval of UL VERIFICATION SERVICES

HARMONICS AND SPURIOUS EMISSIONS (LOW CHANNEL / 6895MHz)

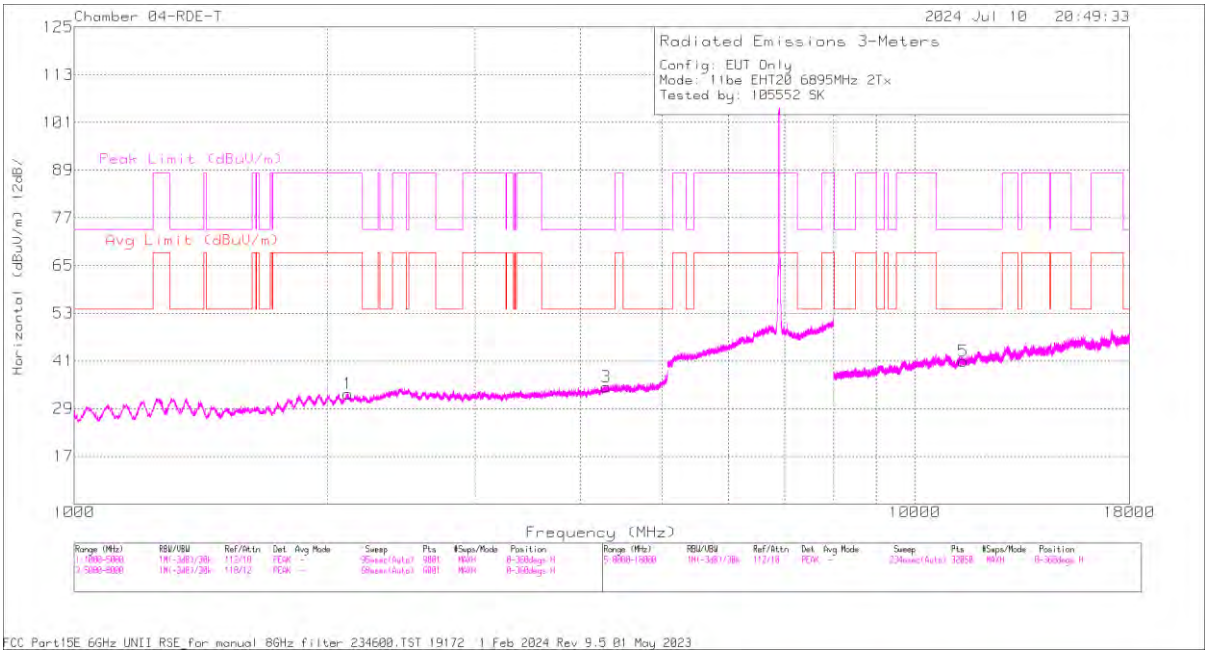

HORIZONTAL

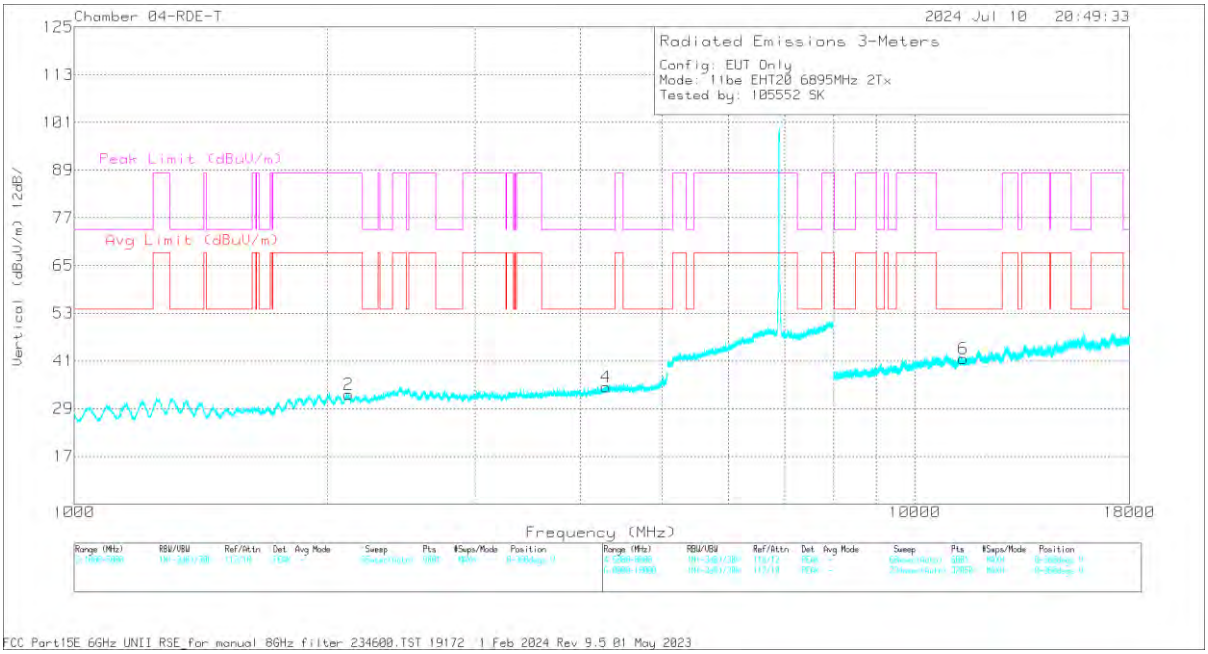

VERTICAL

UL VERIFICATION SERVICES
47173 Benicia Street, Fremont, CA 94538; USA TEL:(510) 319-4000 FAX:(510) 661-0888

This report shall not be reproduced except in full, without the written approval of UL VERIFICATION SERVICES

RADIATED EMISSIONS

Marker	Frequency (GHz)	Meter Reading (dBuV)	Det	80430 3m ACF (dB/m)	8 GHz HPF (dB)	Gain/Loss (dB)	DCCF (dB)	Corrected Reading (dBuV/m)	Avg Limit (dBuV/m)	Margin (dB)	Peak Limit (dBuV/m)	PK Margin (dB)	Azimuth (Degs)	Height (cm)	Polarity
3	* 4.294131	56.03	PK-U	34.2	-	-46.61	0	43.62	-	-	74	-30.38	284	178	H
3	* 4.292968	44.08	ADR	34.2	-	-46.61	0	31.67	54	-22.33	-	-	284	178	H
4	* 4.292171	56.48	PK-U	34.2	-	-46.68	0	44	-	-	74	-30	209	209	V
4	* 4.293551	44.11	ADR	34.2	-	-46.62	0	31.69	54	-22.31	-	-	209	209	V
1	2.118513	48.21	ADR	31.6	-	-48.75	0	31.06	68.2	-37.14	-	-	248	184	H
1	2.118739	59.98	PK-U	31.6	-	-48.7	0	42.88	-	-	88.2	-45.32	248	184	H
2	2.119217	60.21	PK-U	31.6	-	-48.69	0	43.12	-	-	88.2	-45.08	209	129	V
2	2.120646	48.47	ADR	31.6	-	-48.81	0	31.26	68.2	-36.94	-	-	209	129	V
5	* 11.4179	41.87	ADR	37.8	.8	-41.41	0	39.06	54	-14.94	-	-	240	269	H
5	* 11.419959	53.37	PK-U	37.8	.8	-41.52	0	50.45	-	-	74	-23.55	240	269	H
6	* 11.420781	41.28	ADR	37.8	.8	-41.46	0	38.42	54	-15.58	-	-	289	116	V
6	* 11.421202	53.13	PK-U	37.8	.8	-41.44	0	50.29	-	-	74	-23.71	289	116	V

* - indicates frequency in CFR47 Pt 15 / IC RSS-Restricted Band
PK-U - U-NII: Maximum Peak
ADR - U-NII AD primary method, RMS average

UL VERIFICATION SERVICES
47173 Benicia Street, Fremont, CA 94538; USA TEL:(510) 319-4000 FAX:(510) 661-0888
This report shall not be reproduced except in full, without the written approval of UL VERIFICATION SERVICES

40MHz

UNII-8 (MIMO CDD)	Channel Frequency (MHz)	Ant. #	Frequency (GHz)	Meter Reading (dBuV)	Det	AF (dB/m)	8 GHz HPF (dB)	Amp/Cbl/ Fltr/Pad (dB)	DCCF (dB)	Correct Reading (dBuV/m)	Avg Limit (dBuV/m)	Avg Margin (dB)	Pk Limit (dBuV/m)	Pk Margin (dB)	Azimuth (Degs)	Height (cm)
11be (SU Mode / Highest Power)	6885 (Straddle)	6 + 5	* 1.462568	60.12	PK-U	28.6	-	-47.74	0	40.98	-	-	74	-33.02	16	150
			* 1.461872	48.55	ADR	28.6	-	-47.73	0	29.42	54	-24.58	-	-	16	150
			* 3.848574	57.4	PK-U	33.4	-	-45.56	0	45.24	-	-	74	-28.76	51	109
			* 3.84667	45.25	ADR	33.4	-	-45.57	0	33.08	54	-20.92	-	-	51	109
			* 1.460217	60.31	PK-U	28.6	-	-47.67	0	41.24	-	-	74	-32.76	51	110
			* 1.459213	49.05	ADR	28.6	-	-47.61	0	30.04	54	-23.96	-	-	51	110
			* 3.845268	56.79	PK-U	33.4	-	-45.59	0	44.6	-	-	74	-29.4	123	227
			* 3.844658	45.5	ADR	33.4	-	-45.6	0	33.3	54	-20.7	-	-	123	227
			12.78889	52.83	PK-U	39	0.8	-40.43	0	52.2	-	-	88.2	-36	203	190
			12.791838	41.17	ADR	39	0.9	-40.4	0	40.67	68.2	-27.53	-	-	203	190
			12.792747	41.4	ADR	39	0.9	-40.43	0	40.87	68.2	-27.33	-	-	187	245
			12.793039	52.81	PK-U	39	0.9	-40.45	0	52.26	-	-	88.2	-35.94	187	245
	6965	6 + 5	2.102814	59.28	PK-U	31.6	-	-48.74	0	42.14	-	-	88.2	-46.06	108	142
			2.104021	47.69	ADR	31.6	-	-48.67	0	30.62	68.2	-37.58	-	-	108	142
			2.108031	59.59	PK-U	31.6	-	-48.73	0	42.46	-	-	88.2	-45.74	62	182
			2.10924	47.77	ADR	31.6	-	-48.61	0	30.76	68.2	-37.44	-	-	62	182
			3.467499	43.64	ADR	33	-	-45.52	0	31.12	68.2	-37.08	-	-	69	187
			3.468993	43.8	ADR	33	-	-45.36	0	31.44	68.2	-36.76	-	-	108	153
			3.468998	55.35	PK-U	33	-	-45.36	0	42.99	-	-	88.2	-45.21	69	187
			3.470744	55.08	PK-U	33	-	-45.29	0	42.79	-	-	88.2	-45.41	108	153
			* 12.37829	53.01	PK-U	38.6	0.9	-41.21	0	51.3	-	-	74	-22.7	161	238
			* 12.379006	53.27	PK-U	38.7	0.9	-41.1	0	51.77	-	-	74	-22.23	241	105
			* 12.379894	41.46	ADR	38.7	0.9	-41.1	0	39.96	54	-14.04	-	-	161	238
			* 12.380782	41.06	ADR	38.7	0.9	-41.13	0	39.53	54	-14.47	-	-	241	105
	7085	6 + 5	9.949086	43.38	ADR	37.5	0.7	-42.63	0	38.95	68.2	-29.25	-	-	233	334
			9.95033	55.68	PK-U	37.5	0.7	-42.71	0	51.17	-	-	88.2	-37.03	232	335
			9.963335	55.13	PK-U	37.5	0.7	-42.67	0	50.66	-	-	88.2	-37.54	230	394
			9.966032	43.34	ADR	37.5	0.7	-42.78	0	38.76	68.2	-29.44	-	-	230	393
			13.488143	42.28	ADR	39.4	0.9	-40.05	0	42.53	68.2	-25.67	-	-	146	283
			13.488961	53.85	PK-U	39.4	0.9	-40.06	0	54.09	-	-	88.2	-34.11	146	284
			13.491266	42.11	ADR	39.4	0.9	-39.97	0	42.44	68.2	-25.76	-	-	304	344
			13.491537	55.09	PK-U	39.4	0.9	-39.95	0	55.44	-	-	88.2	-32.76	303	345
			16.399232	54.16	PK-U	40.8	0.5	-39.42	0	56.04	-	-	88.2	-32.16	64	319
			16.400331	41.87	ADR	40.9	0.5	-39.44	0	43.83	68.2	-24.37	-	-	95	226
			16.400393	53.75	PK-U	40.9	0.5	-39.44	0	55.71	-	-	88.2	-32.49	95	227
			16.400545	42.26	ADR	40.9	0.5	-39.44	0	44.22	68.2	-23.98	-	-	64	318
11be (Partial RU Mode / Highest PSD)	6885 (Straddle) (106+26T-Index 82)	6 + 5	1.924954	60.43	PK-U	31.3	-	-48.5	0	43.23	-	-	88.2	-44.97	30	123
			1.925324	48.91	ADR	31.3	-	-48.49	0	31.72	68.2	-36.48	-	-	30	123
			1.92602	48.63	ADR	31.3	-	-48.48	0	31.45	68.2	-36.75	-	-	144	241
			1.926644	60.12	PK-U	31.3	-	-48.39	0	43.03	-	-	88.2	-45.17	144	241
			4.431069	44.61	ADR	34.4	-	-46.68	0	32.33	68.2	-35.87	-	-	267	231
			4.431712	56.35	PK-U	34.4	-	-46.66	0	44.09	-	-	88.2	-44.11	267	231
			4.433966	56.79	PK-U	34.4	-	-46.65	0	44.54	-	-	88.2	-43.66	85	220
			4.434231	44.93	ADR	34.4	-	-46.64	0	32.69	68.2	-35.51	-	-	85	220
			* 12.068532	41.86	ADR	38.9	0.8	-41.11	0	40.45	54	-13.55	-	-	87	133
			* 12.069815	53.17	PK-U	38.9	0.8	-41.07	0	51.8	-	-	74	-22.2	87	133
			* 12.070639	54.13	PK-U	38.9	0.8	-41.01	0	52.82	-	-	74	-21.18	339	222
			* 12.070715	42.16	ADR	38.9	0.8	-41	0	40.86	54	-13.14	-	-	339	222
	6965 (106+26T-Index 82)	6 + 5	13.770741	42.48	ADR	39.4	0.8	-41.19	0	41.49	68.2	-26.71	-	-	331	201
			13.770762	54.35	PK-U	39.4	0.8	-41.19	0	53.36	-	-	88.2	-34.84	156	115
			13.771186	53.9	PK-U	39.4	0.8	-41.19	0	52.91	-	-	88.2	-35.29	331	201
			13.771507	42.23	ADR	39.4	0.8	-41.22	0	41.21	68.2	-26.99	-	-	156	115
			15.158463	53.23	PK-U	40.9	0.5	-40.38	0	54.25	-	-	88.2	-33.95	137	165
			15.158992	52.72	PK-U	40.9	0.5	-40.37	0	53.75	-	-	88.2	-34.45	299	138
			15.160142	41.68	ADR	40.9	0.5	-40.41	0	42.67	68.2	-25.53	-	-	299	138
			15.161306	42.05	ADR	40.9	0.5	-40.49	0	42.96	68.2	-25.24	-	-	137	165
			16.546668	53.23	PK-U	41	0.6	-39.82	0	55.01	-	-	88.2	-33.19	190	212
			16.547474	41.85	ADR	41	0.6	-39.84	0	43.61	68.2	-24.59	-	-	190	212
			16.547962	52.5	PK-U	41	0.6	-39.83	0	54.27	-	-	88.2	-33.93	259	187
			16.548075	40.52	ADR	41	0.6	-39.84	0	42.28	68.2	-25.92	-	-	259	187
	7085 (106+26T-Index 85)	6 + 5	* 15.501543	53.44	PK-U	41.6	0.6	-39.73	0	55.91	-	-	74	-18.09	36	216
			* 15.49995	41.91	ADR	41.6	0.6	-39.86	0	44.25	54	-9.75	-	-	36	216
			* 15.501474	53.39	PK-U	41.6	0.6	-39.74	0	55.85	-	-	74	-18.15	287	154
			* 15.501456	41.53	ADR	41.6	0.6	-39.75	0	43.98	54	-10.02	-	-	287	154
			14.031012	42.95	ADR	39.4	0.8	-40.91	0	42.24	68.2	-25.96	-	-	148	149
			14.03144	54.46	PK-U	39.4	0.8	-40.92	0	53.74	-	-	88.2	-34.46	148	149
			14.031721	43.44	ADR	39.4	0.8	-40.92	0	42.72	68.2	-25.48	-	-	213	187
			14.03193	54.76	PK-U	39.4	0.8	-40.93	0	54.03	-	-	88.2	-34.17	213	187
			16.715895	41.66	ADR	41.4	0.6	-39.88	0	43.78	68.2	-24.42	-	-	166	185
			16.71667	41.46	ADR	41.4	0.6	-39.96	0	43.5	68.2	-24.7	-	-	300	164
			16.717767	53.15	PK-U	41.4	0.6	-40	0	55.15	-	-	88.2	-33.05	166	185
			16.719163	53.05	PK-U	41.4	0.6	-39.94	0	55.11	-	-	88.2	-33.09	300	164

* - indicates frequency in CFR47 Pt 15 / IC RSS-Restricted Band
Pk - Peak detector
RMS - RMS detection

UL VERIFICATION SERVICES
47173 Benicia Street, Fremont, CA 94538; USA TEL:(510) 319-4000 FAX:(510) 661-0888
This report shall not be reproduced except in full, without the written approval of UL VERIFICATION SERVICES

HARMONICS AND SPURIOUS EMISSIONS (STRADDLE CHANNEL / 6885MHz)

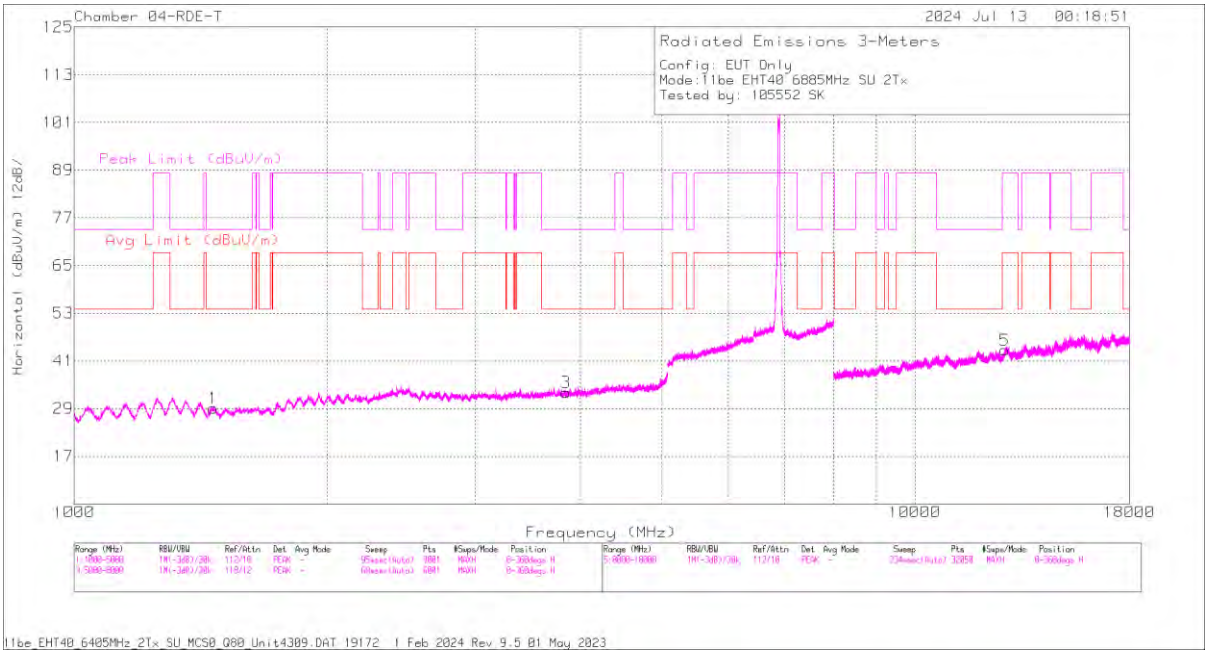

HORIZONTAL

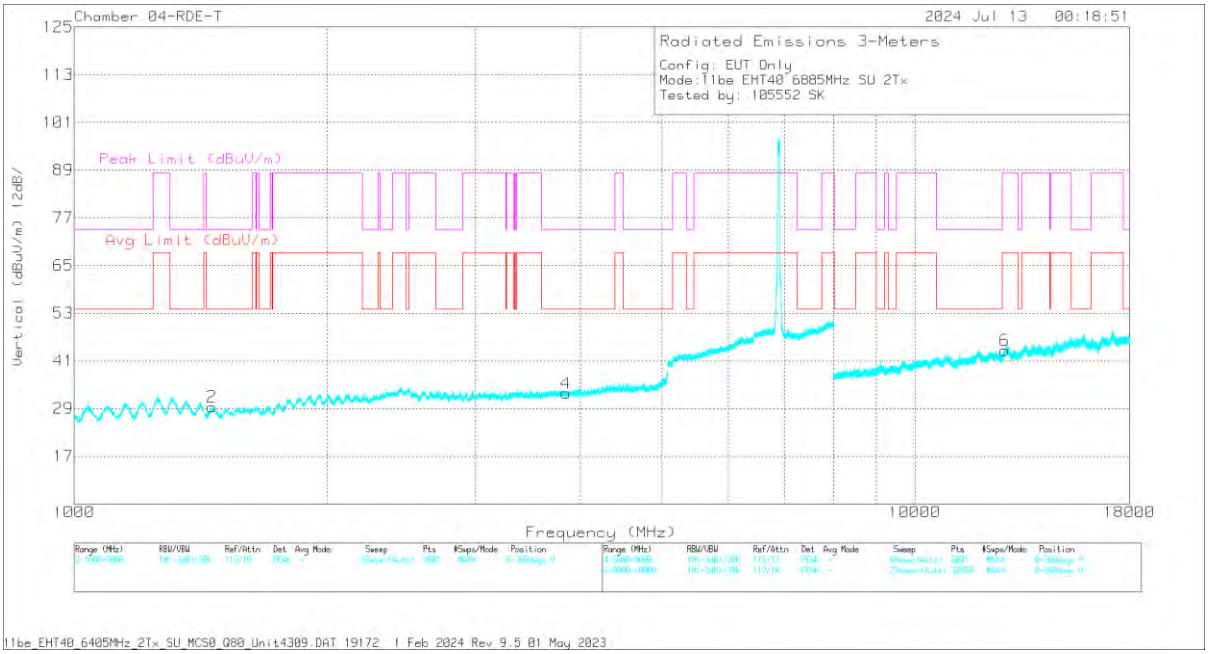

VERTICAL

UL VERIFICATION SERVICES
47173 Benicia Street, Fremont, CA 94538; USA TEL:(510) 319-4000 FAX:(510) 661-0888

This report shall not be reproduced except in full, without the written approval of UL VERIFICATION SERVICES

RADIATED EMISSIONS

Marker	Frequency (GHz)	Meter Reading (dBuV)	Det	80430 3m ACF (dB/m)	8 GHz HPF (dB)	Gain/Loss (dB)	DCCF (dB)	Corrected Reading (dBuV/m)	Avg Limit (dBuV/m)	Margin (dB)	Peak Limit (dBuV/m)	PK Margin (dB)	Azimuth (Degs)	Height (cm)	Polarity
1	* 1.462568	60.12	PK-U	28.6	-	-47.74	0	40.98	-	-	74	-33.02	16	150	H
1	* 1.461872	48.55	ADR	28.6	-	-47.73	0	29.42	54	-24.58	-	-	16	150	H
3	* 3.848574	57.4	PK-U	33.4	-	-45.56	0	45.24	-	-	74	-28.76	51	109	H
3	* 3.84667	45.25	ADR	33.4	-	-45.57	0	33.08	54	-20.92	-	-	51	109	H
2	* 1.460217	60.31	PK-U	28.6	-	-47.67	0	41.24	-	-	74	-32.76	51	110	V
2	* 1.459213	49.05	ADR	28.6	-	-47.61	0	30.04	54	-23.96	-	-	51	110	V
4	* 3.845268	56.79	PK-U	33.4	-	-45.59	0	44.6	-	-	74	-29.4	123	227	V
4	* 3.844658	45.5	ADR	33.4	-	-45.6	0	33.3	54	-20.7	-	-	123	227	V
6	12.78889	52.83	PK-U	39	0.8	-40.43	0	52.2	-	-	88.2	-36	203	190	V
6	12.791838	41.17	ADR	39	0.9	-40.4	0	40.67	68.2	-27.53	-	-	203	190	V
5	12.792747	41.4	ADR	39	0.9	-40.43	0	40.87	68.2	-27.33	-	-	187	245	H
5	12.793039	52.81	PK-U	39	0.9	-40.45	0	52.26	-	-	88.2	-35.94	187	245	H

* - indicates frequency in CFR47 Pt 15 / IC RSS-Restricted Band
PK-U - U-NII: Maximum Peak
ADR - U-NII AD primary method, RMS average

UL VERIFICATION SERVICES
47173 Benicia Street, Fremont, CA 94538; USA TEL:(510) 319-4000 FAX:(510) 661-0888
This report shall not be reproduced except in full, without the written approval of UL VERIFICATION SERVICES

80MHz

UNII-8 (MIMO CDD)	Channel Frequency (MHz)	Ant. #	Frequency (GHz)	Meter Reading (dBuV)	Det	AF (dB/m)	8 GHz HPF (dB)	Amp/Cbl/ Fltr/Pad (dB)	DCCF (dB)	Correct Reading (dBuV/m)	Avg Limit (dBuV/m)	Avg Margin (dB)	Pk Limit (dBuV/m)	Pk Margin (dB)	Azimuth (Degs)	Height (cm)
11be (SU Mode / Highest Power)	6945	6 + 5	* 9.372718	54.66	PK-U	36.3	0.8	-42.48	0	49.28	-	-	74	-24.72	321	192
			* 9.374303	42.87	ADR	36.3	0.8	-42.52	0	37.45	54	-16.55	-	-	321	192
			* 12.185117	53.72	PK-U	38.8	0.9	-40.94	0	52.48	-	-	74	-21.52	260	108
			* 12.187389	41.2	ADR	38.8	0.9	-40.93	0	39.97	54	-14.03	-	-	260	108
			* 15.928055	52.86	PK-U	41.1	0.4	-39.16	0	55.2	-	-	74	-18.8	210	298
			* 15.925678	40.87	ADR	41.1	0.4	-39.07	0	43.3	54	-10.7	-	-	210	298
			* 9.363914	54.66	PK-U	36.3	0.8	-42.43	0	49.33	-	-	74	-24.67	165	141
			* 9.36441	43.55	ADR	36.3	0.8	-42.42	0	38.23	54	-15.77	-	-	165	141
			* 12.174628	54.07	PK-U	38.8	0.9	-40.96	0	52.81	-	-	74	-21.19	236	349
			* 12.175819	42.35	ADR	38.8	0.9	-40.98	0	41.07	54	-12.93	-	-	236	349
			* 15.903643	53.97	PK-U	41.1	0.4	-38.53	0	56.94	-	-	74	-17.06	300	315
			* 15.904263	42.13	ADR	41.1	0.4	-38.51	0	45.12	54	-8.88	-	-	300	315
	7025	6 + 5	9.692967	55.14	PK-U	36.9	0.7	-41.83	0	50.91	-	-	88.2	-37.29	360	192
			9.696271	43.45	ADR	36.9	0.7	-42	0	39.05	68.2	-29.15	-	-	360	192
			9.716728	43.28	ADR	36.9	0.7	-41.86	0	39.02	68.2	-29.18	-	-	318	101
			9.718362	54.5	PK-U	36.9	0.7	-41.82	0	50.28	-	-	88.2	-37.92	318	101
			12.970659	42.12	ADR	39	0.9	-40.48	0	41.54	68.2	-26.66	-	-	136	318
			12.972239	53.82	PK-U	39	0.9	-40.48	0	53.24	-	-	88.2	-34.96	136	318
			12.98948	54	PK-U	39	0.9	-40.53	0	53.37	-	-	88.2	-34.83	260	211
			12.989498	42.1	ADR	39	0.9	-40.53	0	41.47	68.2	-26.73	-	-	260	211
			16.759111	53.52	PK-U	41.5	0.5	-39.61	0	55.91	-	-	88.2	-32.29	180	108
			16.761134	41.84	ADR	41.5	0.5	-39.67	0	44.17	68.2	-24.03	-	-	180	108
			16.778946	41.87	ADR	41.5	0.6	-39.91	0	44.06	68.2	-24.14	-	-	311	298
			16.779629	53.68	PK-U	41.5	0.6	-39.84	0	55.94	-	-	88.2	-32.26	311	298
11be (Partial RU Mode / Highest PSD)	6945 (106+26T-Index 82)	6 + 5	13.882469	56.76	PK-U	38.9	-	-43.76	0	51.9	-	-	88.2	-36.3	72	104
			13.898938	57.09	PK-U	38.9	-	-43.87	0	52.12	-	-	88.2	-36.08	84	129
			13.899315	45.52	ADR	38.9	-	-43.85	0	40.57	68.2	-27.63	-	-	72	104
			13.900887	45.47	ADR	38.9	-	-43.87	0	40.5	68.2	-27.7	-	-	84	129
			15.40286	45.23	ADR	40	-	-44.08	0	41.15	54	-12.85	-	-	66	222
			15.413403	45.28	ADR	40	-	-44.23	0	41.05	54	-12.95	-	-	157	235
			15.415874	56.25	PK-U	40	-	-44.22	0	52.03	-	-	74	-21.97	157	235
			15.440611	56.37	PK-U	40	-	-43.92	0	52.45	-	-	74	-21.55	66	222
			16.947061	56.32	PK-U	41.7	-	-43.84	0	54.18	-	-	88.2	-34.02	206	166
			16.951906	57.82	PK-U	41.7	-	-43.8	0	55.72	-	-	88.2	-32.48	264	153
			16.955443	44.86	ADR	41.7	-	-43.8	0	42.76	68.2	-25.44	-	-	206	166
			16.956115	44.86	ADR	41.7	-	-43.8	0	42.76	68.2	-25.44	-	-	264	153
	7025 (106+26T-Index 89)	6 + 5	14.038158	57.12	PK-U	39.1		-44.1	0	52.12	-	-	88.2	-36.08	345	233
			14.042903	45.33	ADR	39.1		-44.07	0	40.36	68.2	-27.84	-	-	142	153
			14.053963	45.45	ADR	39.1		-44.2	0	40.35	68.2	-27.85	-	-	345	233
			14.062423	56.94	PK-U	39.1		-44.19	0	51.85	-	-	88.2	-36.35	142	153
			15.701637	45.36	ADR	40.1		-43.69	0	41.77	54	-12.23	-	-	171	198
			15.710563	45.34	ADR	40.1		-43.58	0	41.86	54	-12.14	-	-	100	127
			15.732234	57.12	PK-U	40.1		-43.64	0	53.58	-	-	74	-20.42	171	198
			15.732309	56.66	PK-U	40.1		-43.65	0	53.11	-	-	74	-20.89	100	127
			17.082474	43.85	ADR	41.5		-43.5	0	41.85	68.2	-26.35	-	-	62	123
			17.086101	55.42	PK-U	41.5		-43.44	0	53.48	-	-	88.2	-34.72	62	123
			17.106863	55.56	PK-U	41.4		-43.42	0	53.54	-	-	88.2	-34.66	64	207
			17.109444	43.95	ADR	41.4		-43.46	0	41.89	68.2	-26.31	-	-	64	207

* - indicates frequency in CFR47 Pt 15 / IC RSS-Restricted Band
Pk - Peak detector
RMS - RMS detection

UL VERIFICATION SERVICES
47173 Benicia Street, Fremont, CA 94538; USA TEL:(510) 319-4000 FAX:(510) 661-0888
This report shall not be reproduced except in full, without the written approval of UL VERIFICATION SERVICES

HARMONICS AND SPURIOUS EMISSIONS (LOW CHANNEL / 6945MHz)

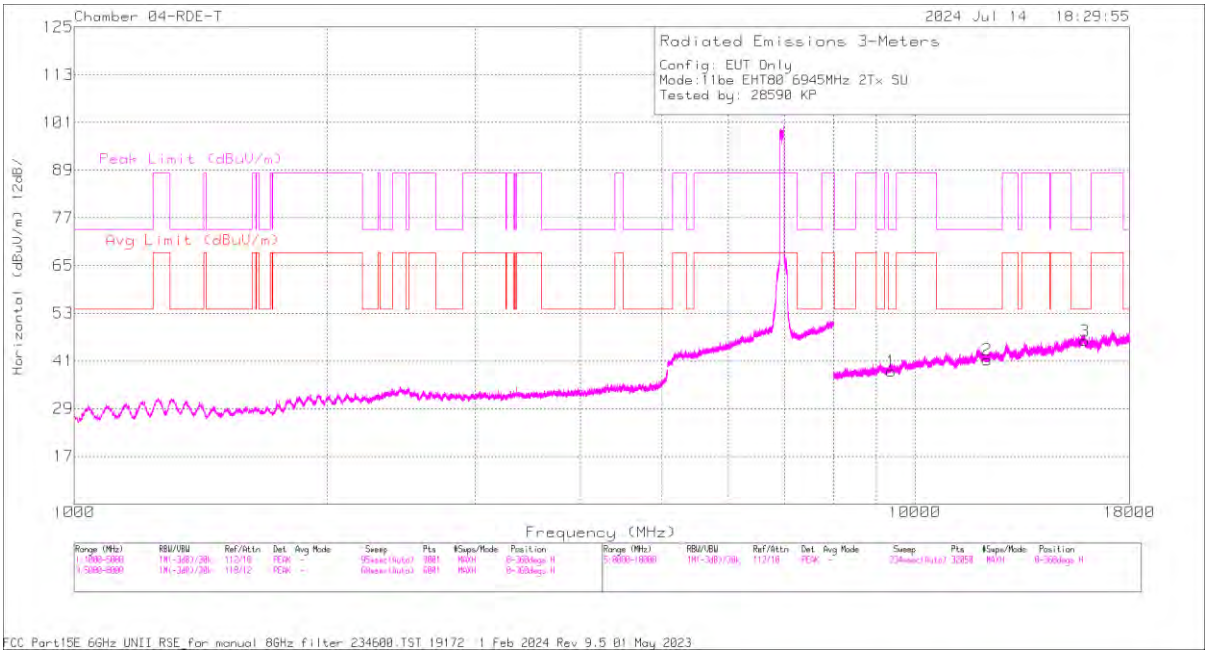

HORIZONTAL

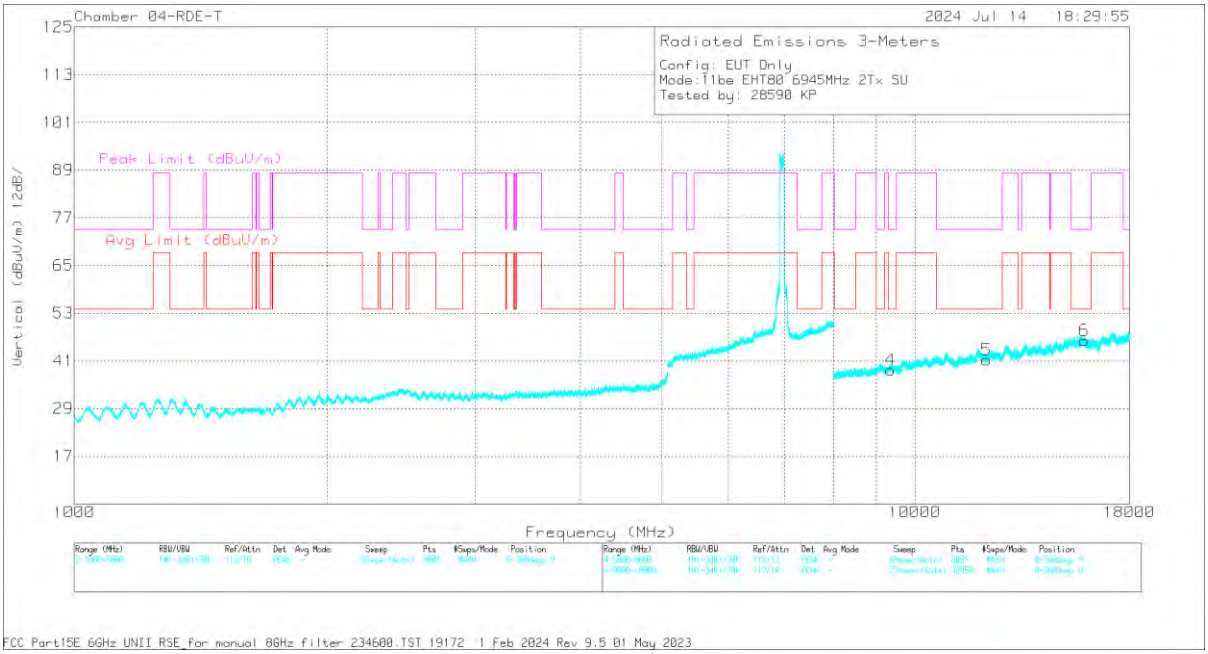

VERTICAL

UL VERIFICATION SERVICES
47173 Benicia Street, Fremont, CA 94538; USA TEL:(510) 319-4000 FAX:(510) 661-0888

This report shall not be reproduced except in full, without the written approval of UL VERIFICATION SERVICES

RADIATED EMISSIONS

Marker	Frequency (GHz)	Meter Reading (dBuV)	Det	80430 3m ACF (dB/m)	8 GHz HPF (dB)	Gain/Loss (dB)	DCCF (dB)	Corrected Reading (dBuV/m)	Avg Limit (dBuV/m)	Margin (dB)	Peak Limit (dBuV/m)	PK Margin (dB)	Azimuth (Degs)	Height (cm)	Polarity
1	* 9.372718	54.66	PK-U	36.3	.8	-42.48	0	49.28	-	-	74	-24.72	321	192	H
	* 9.374303	42.87	ADR	36.3	.8	-42.52	0	37.45	54	-16.55	-	-	321	192	H
2	* 12.185117	53.72	PK-U	38.8	.9	-40.94	0	52.48	-	-	74	-21.52	260	108	H
	* 12.187389	41.2	ADR	38.8	.9	-40.93	0	39.97	54	-14.03	-	-	260	108	H
3	* 15.928055	52.86	PK-U	41.1	.4	-39.16	0	55.2	-	-	74	-18.8	210	298	H
	* 15.925678	40.87	ADR	41.1	.4	-39.07	0	43.3	54	-10.7	-	-	210	298	H
4	* 9.363914	54.66	PK-U	36.3	.8	-42.43	0	49.33	-	-	74	-24.67	165	141	V
	* 9.36441	43.55	ADR	36.3	.8	-42.42	0	38.23	54	-15.77	-	-	165	141	V
5	* 12.174628	54.07	PK-U	38.8	.9	-40.96	0	52.81	-	-	74	-21.19	236	349	V
	* 12.175819	42.35	ADR	38.8	.9	-40.98	0	41.07	54	-12.93	-	-	236	349	V
6	* 15.903643	53.97	PK-U	41.1	.4	-38.53	0	56.94	-	-	74	-17.06	300	315	V
	* 15.904263	42.13	ADR	41.1	.4	-38.51	0	45.12	54	-8.88	-	-	300	315	V

* - indicates frequency in CFR47 Pt 15 / IC RSS-Restricted Band
PK-U - U-NII: Maximum Peak
ADR - U-NII AD primary method, RMS average

UL VERIFICATION SERVICES
47173 Benicia Street, Fremont, CA 94538; USA TEL:(510) 319-4000 FAX:(510) 661-0888
This report shall not be reproduced except in full, without the written approval of UL VERIFICATION SERVICES

160MHz

UNII-8 (MIMO CDD)	Channel Frequency (MHz)	Ant. #	Frequency (GHz)	Meter Reading (dBuV)	Det	AF (dB/m)	8 GHz HPF (dB)	Amp/Cbl/ Fltr/Pad (dB)	DCCF (dB)	Correct Reading (dBuV/m)	Avg Limit (dBuV/m)	Avg Margin (dB)	Pk Limit (dBuV/m)	Pk Margin (dB)	Azimuth (Degs)	Height (cm)
11be (SU Mode / Highest Power)	6985	6 + 5	* 9.074601	55.28	PK-U	35.9	0.8	-42.7	0	49.28	-	-	74	-24.72	291	361
			* 9.073693	43.9	ADR	35.9	0.8	-42.7	0.1	38	54	-16	-	-	291	361
			* 11.922559	52.95	PK-U	38.7	0.8	-40.42	0	52.03	-	-	74	-21.97	240	104
			* 11.919592	41.14	ADR	38.7	0.8	-40.41	0.1	40.33	54	-13.67	-	-	240	104
			* 15.854139	52.87	PK-U	41.2	0.5	-38.25	0	56.32	-	-	74	-17.68	18	284
			* 15.855518	41.34	ADR	41.2	0.5	-38.39	0.1	44.75	54	-9.25	-	-	18	284
			* 9.057802	55.87	PK-U	35.9	0.8	-42.76	0	49.81	-	-	74	-24.19	203	103
			* 9.057082	43.59	ADR	35.9	0.8	-42.75	0.1	37.64	54	-16.36	-	-	203	103
			* 11.920262	53.21	PK-U	38.7	0.8	-40.44	0	52.27	-	-	74	-21.73	132	227
			* 11.923049	41.62	ADR	38.7	0.8	-40.4	0.1	40.82	54	-13.18	-	-	132	227
			* 15.845514	52.74	PK-U	41.2	0.5	-38.13	0	56.31	-	-	74	-17.69	326	315
			* 15.847944	41.33	ADR	41.2	0.5	-38.06	0.1	45.07	54	-8.93	-	-	326	315
11be (Partial RU Mode / Highest PSD)	6985 (106+26T-Index S89)	6 + 5	* 9.014026	54.43	PK-U	36	-	-43.1	0	47.33	-	-	74	-26.67	296	147
			* 9.012058	43.05	ADR	36	-	-43.19	0	35.86	54	-18.14	-	-	296	147
			* 17.967262	55.82	PK-U	41.3	-	-41.37	0	55.75	-	-	74	-18.25	66	351
			* 17.968465	44.11	ADR	41.3	-	-41.3	0	44.11	54	-9.89	-	-	66	351
			* 9.011975	54.62	PK-U	36	-	-43.2	0	47.42	-	-	74	-26.58	340	144
			* 9.012403	42.84	ADR	36	-	-43.16	0	35.68	54	-18.32	-	-	340	144
			* 17.965717	56.41	PK-U	41.3	-	-41.4	0	56.31	-	-	74	-17.69	358	114
			* 17.968606	44.03	ADR	41.3	-	-41.3	0	44.03	54	-9.97	-	-	358	114
			13.958974	54.86	PK-U	38.6	-	-42.3	0	51.16	-	-	88.2	-37.04	285	164
			13.959204	43.23	ADR	38.6	-	-42.3	0	39.53	68.2	-28.67	-	-	285	164
			13.960643	43.21	ADR	38.6	-	-42.3	0	39.51	68.2	-28.69	-	-	281	238
			13.961479	54.44	PK-U	38.6	-	-42.3	0	50.74	-	-	88.2	-37.46	281	238

* - indicates frequency in CFR47 Pt 15 / IC RSS-Restricted Band
Pk - Peak detector
RMS - RMS detection

UL VERIFICATION SERVICES
47173 Benicia Street, Fremont, CA 94538; USA TEL:(510) 319-4000 FAX:(510) 661-0888
This report shall not be reproduced except in full, without the written approval of UL VERIFICATION SERVICES

HARMONICS AND SPURIOUS EMISSIONS (LOW CHANNEL / 6985MHz)

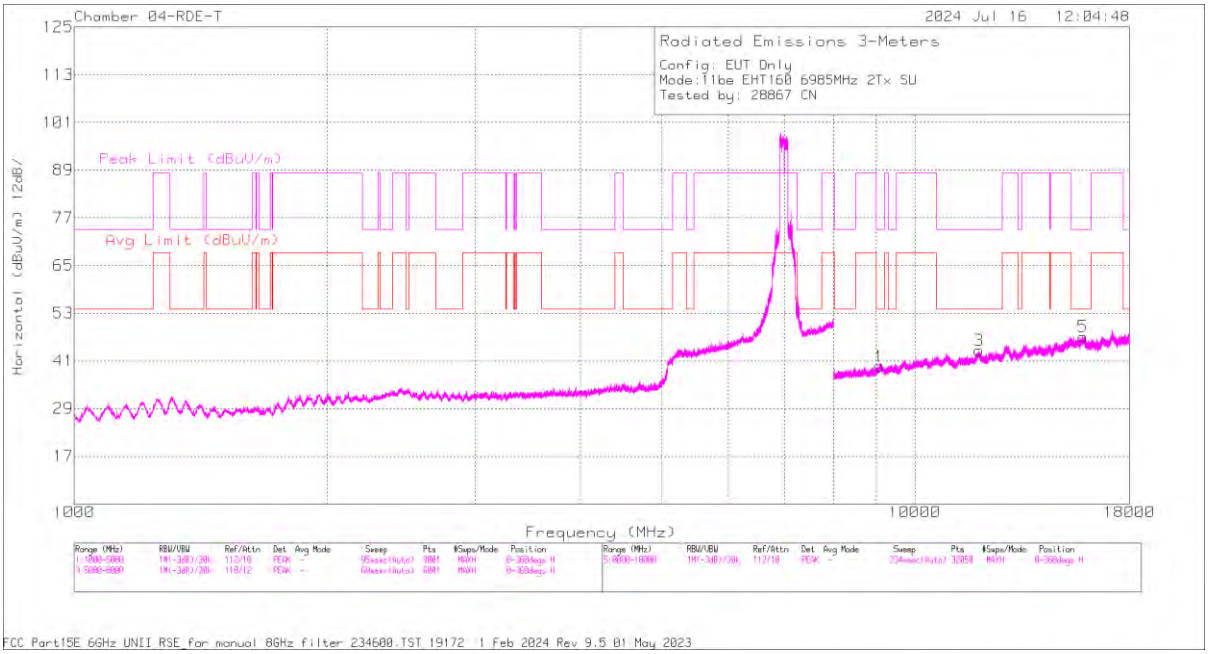

HORIZONTAL

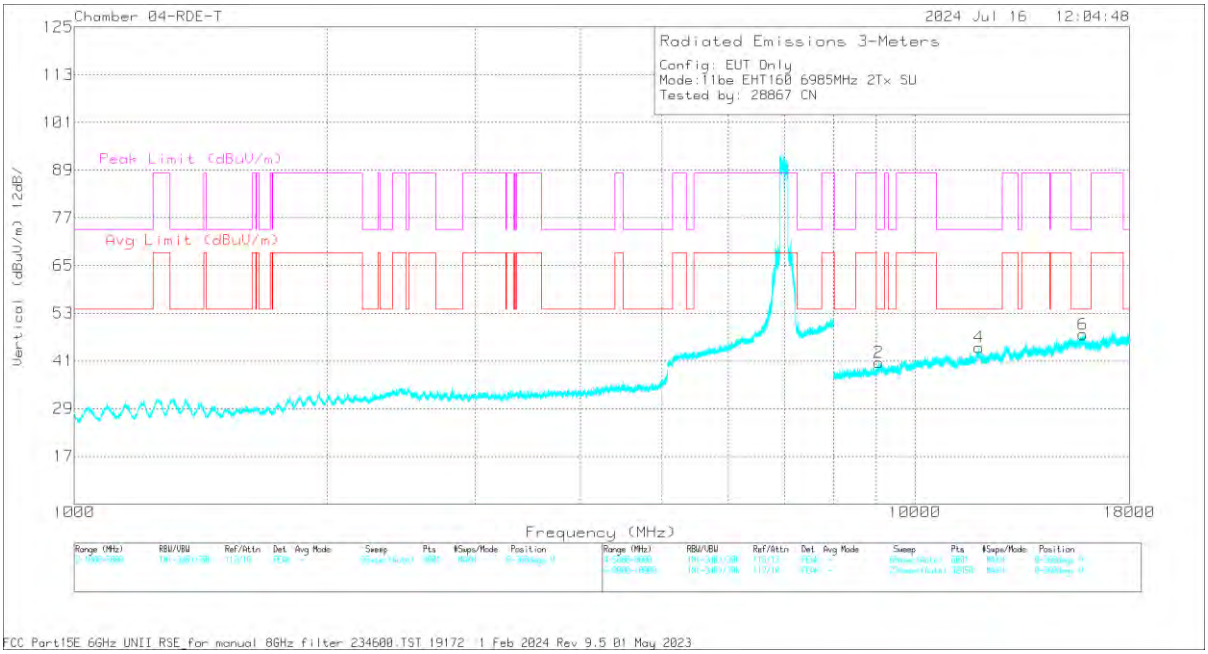

VERTICAL

UL VERIFICATION SERVICES
47173 Benicia Street, Fremont, CA 94538; USA TEL:(510) 319-4000 FAX:(510) 661-0888

This report shall not be reproduced except in full, without the written approval of UL VERIFICATION SERVICES

RADIATED EMISSIONS

Marker	Frequency (MHz)	Meter Reading (dBuV)	Det	80430 3m ACF (dB/m)	8 GHz HPF (dB)	Gain/Loss (dB)	DCCF (dB)	Corrected Reading (dBuV/m)	Avg Limit (dBuV/m)	Margin (dB)	Peak Limit (dBuV/m)	PK Margin (dB)	Azimuth (Degs)	Height (cm)	Polarity
1	* 9.074601	55.28	PK-U	35.9	.8	-42.7	0	49.28	-	-	74	-24.72	291	361	H
	* 9.073693	43.9	ADR	35.9	.8	-42.7	.1	38	54	-16	-	-	291	361	H
3	* 11.922559	52.95	PK-U	38.7	.8	-40.42	0	52.03	-	-	74	-21.97	240	104	H
	* 11.919592	41.14	ADR	38.7	.8	-40.41	.1	40.33	54	-13.67	-	-	240	104	H
5	* 15.854139	52.87	PK-U	41.2	.5	-38.25	0	56.32	-	-	74	-17.68	18	284	H
	* 15.855518	41.34	ADR	41.2	.5	-38.39	.1	44.75	54	-9.25	-	-	18	284	H
2	* 9.057802	55.87	PK-U	35.9	.8	-42.76	0	49.81	-	-	74	-24.19	203	103	V
	* 9.057082	43.59	ADR	35.9	.8	-42.75	.1	37.64	54	-16.36	-	-	203	103	V
4	* 11.920262	53.21	PK-U	38.7	.8	-40.44	0	52.27	-	-	74	-21.73	132	227	V
	* 11.923049	41.62	ADR	38.7	.8	-40.4	.1	40.82	54	-13.18	-	-	132	227	V
6	* 15.845514	52.74	PK-U	41.2	.5	-38.13	0	56.31	-	-	74	-17.69	326	315	V
	* 15.847944	41.33	ADR	41.2	.5	-38.06	.1	45.07	54	-8.93	-	-	326	315	V

* - indicates frequency in CFR47 Pt 15 / IC RSS-Restricted Band
PK-U - U-NII: Maximum Peak
ADR - U-NII AD primary method, RMS average

UL VERIFICATION SERVICES
47173 Benicia Street, Fremont, CA 94538; USA TEL:(510) 319-4000 FAX:(510) 661-0888
This report shall not be reproduced except in full, without the written approval of UL VERIFICATION SERVICES

1.2. WORST CASE BELOW 1 GHz

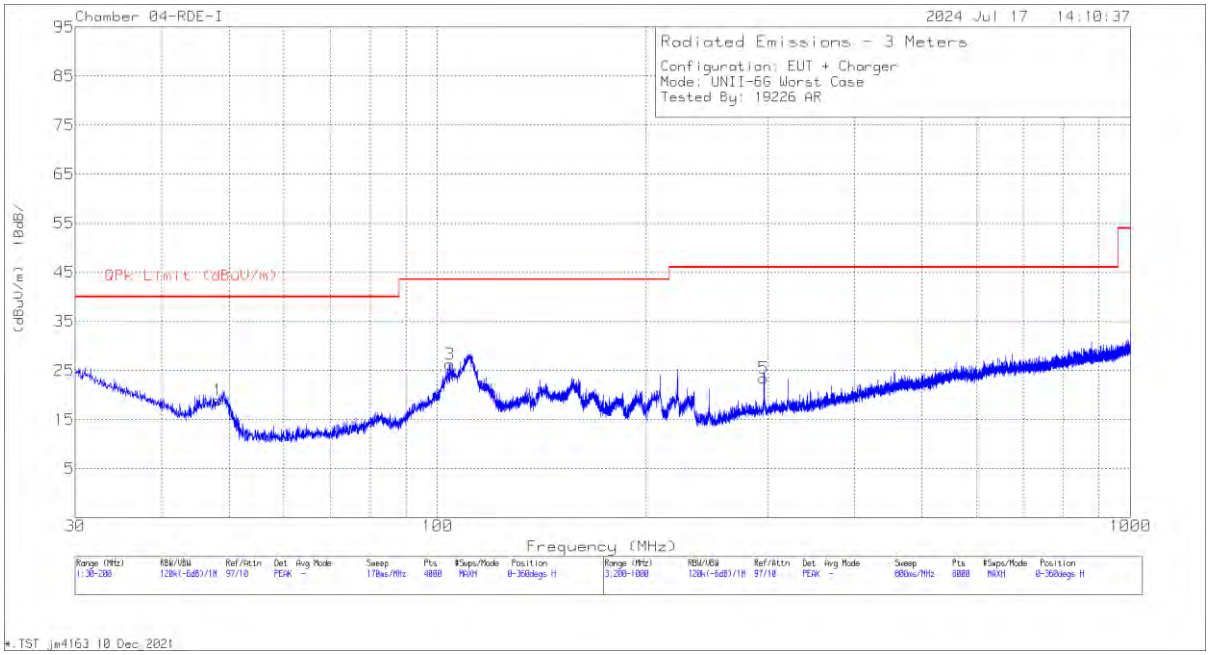

HORIZONTAL

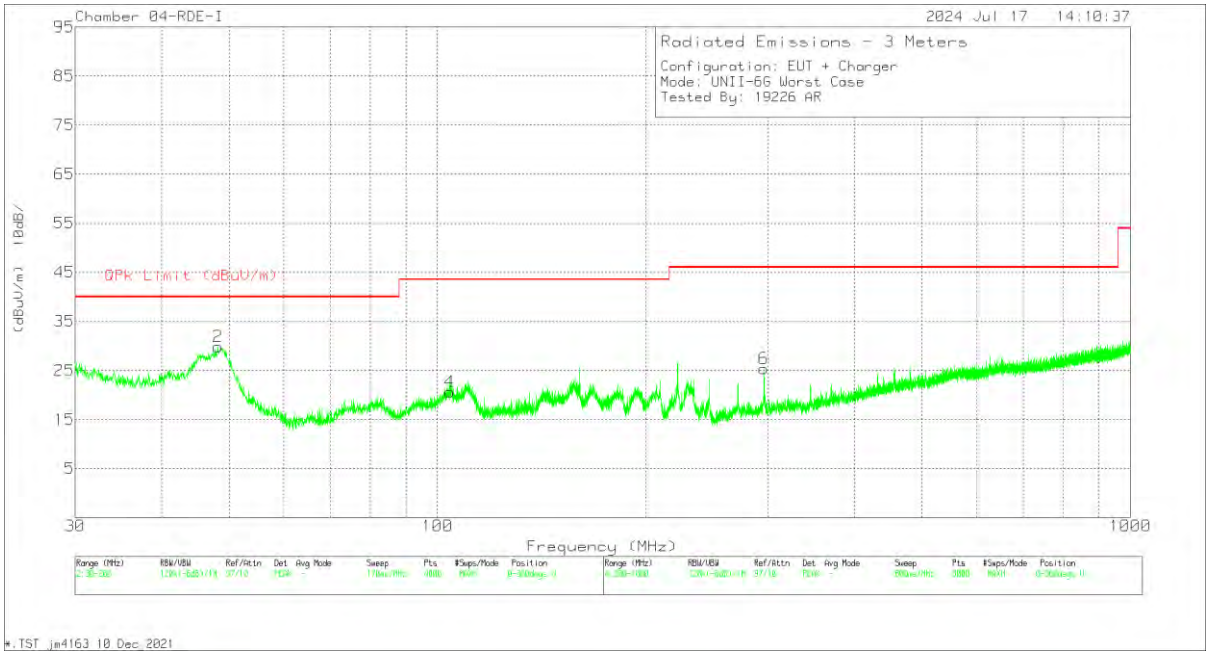

VERTICAL

UL VERIFICATION SERVICES
47173 Benicia Street, Fremont, CA 94538; USA TEL:(510) 319-4000 FAX:(510) 661-0888

This report shall not be reproduced except in full, without the written approval of UL VERIFICATION SERVICES

RADIATED EMISSIONS

Marker	Frequency (MHz)	Meter Reading (dBuV)	Det	80714 ACF (dB/m)	Amp/Cbl (dB)	Corrected Reading (dBuV/m)	QPk Limit (dBuV/m)	Margin (dB)	Azimuth (Degs)	Height (cm)	Polarity
2	48.1643	42.63	Qp	15	-31.1	26.53	40	-13.47	144	126	V
1	48.1715	33.2	Qp	15	-31.1	17.1	40	-22.9	244	396	H
4	104.139	30.57	Qp	17.2	-30.6	17.17	43.52	-26.35	341	104	V
3	104.457	35.07	Qp	17.3	-30.6	21.77	43.52	-21.75	84	292	H
5	295.962	33.5	Qp	19.1	-29.7	22.9	46.02	-23.12	128	100	H
6	296.025	33.93	Qp	19.1	-29.7	23.33	46.02	-22.69	353	104	V

Qp - Quasi-Peak detector

UL VERIFICATION SERVICES
47173 Benicia Street, Fremont, CA 94538; USA TEL:(510) 319-4000 FAX:(510) 661-0888

This report shall not be reproduced except in full, without the written approval of UL VERIFICATION SERVICES

1.3. WORST CASE 18-26 GHz

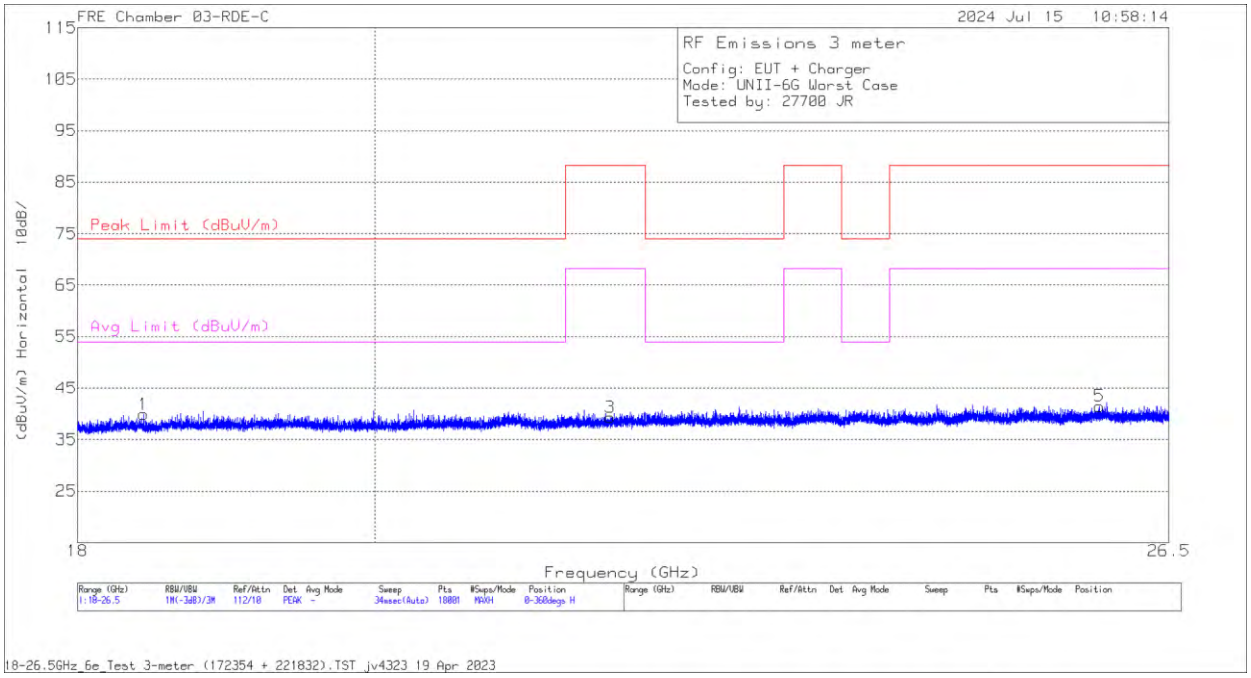

HORIZONTAL

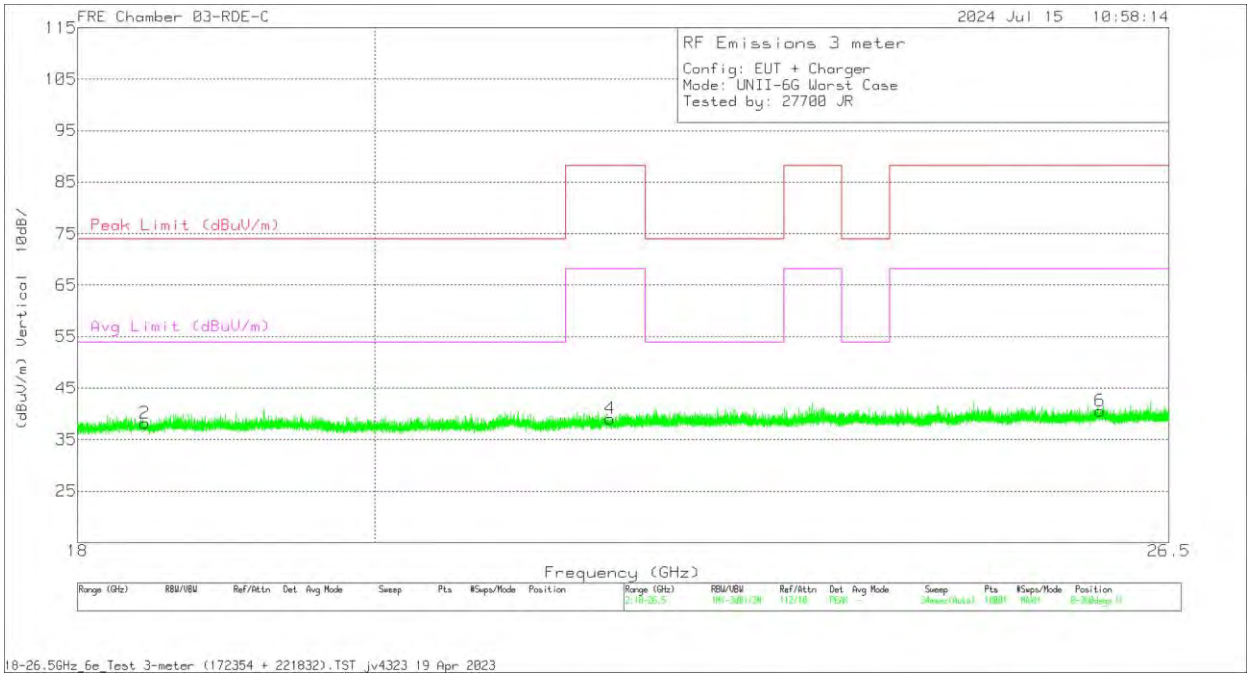

VERTICAL

UL VERIFICATION SERVICES
47173 Benicia Street, Fremont, CA 94538; USA TEL:(510) 319-4000 FAX:(510) 661-0888

This report shall not be reproduced except in full, without the written approval of UL VERIFICATION SERVICES

RADIATED EMISSIONS

Marker	Frequency (GHz)	Meter Reading (dBuV)	Det	172354 3m AF (dB/m)	18-26GHz Amp	Cbl (dB)	Corrected Reading (dBuVolts)	Peak Limit (dBuV/m)	PK Margin (dB)	Avg Limit (dBuV/m)	Margin (dB)	Azimuth (Degs)	Height (cm)	Polarity
1	* 18.426324	59.27	PK-U	32.2	-63.2	12.2	40.47	74	-33.53	54	-13.53	1	101	H
2	* 18.435876	58.48	PK-U	32.2	-63.3	12.2	39.58	74	-34.42	54	-14.42	1	101	V
3	21.736356	57.02	PK-U	33	-61.9	13.3	41.42	-	-	-	-	1	101	H
4	21.73894	56.84	PK-U	33	-61.9	13.3	41.24	-	-	-	-	1	200	V
5	25.857527	55.58	PK-U	33.9	-61.3	14.4	42.58	-	-	-	-	1	101	H
6	25.860843	55.24	PK-U	33.9	-61.3	14.4	42.24	-	-	-	-	1	101	V

* - indicates frequency in CFR47 Pt 15 / IC RSS-Restricted Band
PK-U - U-NII: Maximum Peak
ADR - U-NII AD primary method, RMS average

UL VERIFICATION SERVICES
47173 Benicia Street, Fremont, CA 94538; USA TEL:(510) 319-4000 FAX:(510) 661-0888
This report shall not be reproduced except in full, without the written approval of UL VERIFICATION SERVICES

1.4. WORST CASE 26-40 GHz

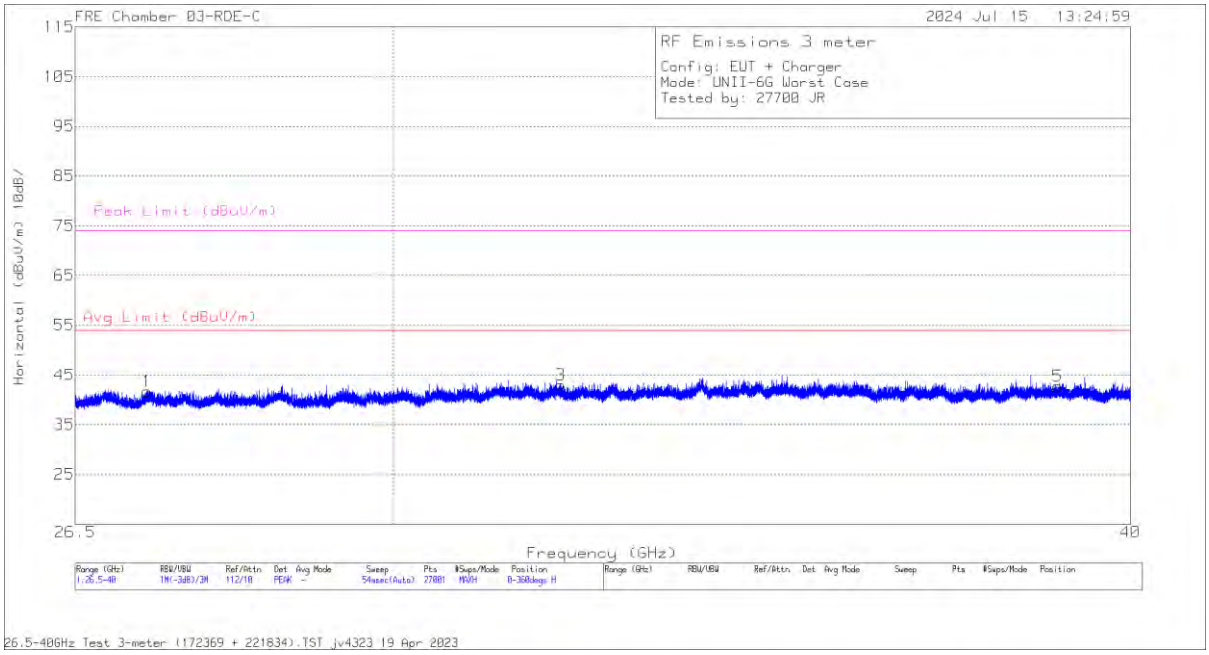

HORIZONTAL

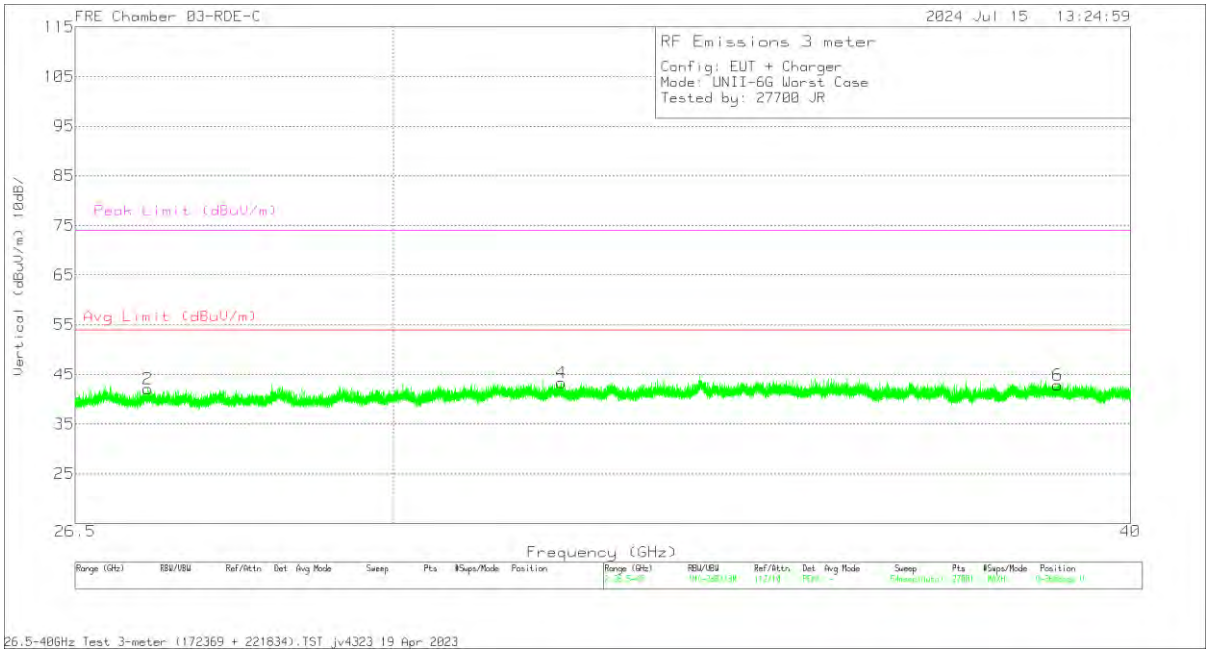

VERTICAL

UL VERIFICATION SERVICES
47173 Benicia Street, Fremont, CA 94538; USA TEL:(510) 319-4000 FAX:(510) 661-0888

This report shall not be reproduced except in full, without the written approval of UL VERIFICATION SERVICES

RADIATED EMISSIONS

Marker	Frequency (GHz)	Meter Reading (dBuV)	Det	172369 3m AF (dB/m)	221834 amp/cbl (dB)	Cbl (dB)	Corrected Reading (dBuV/m)	Avg Limit (dBuV/m)	Margin (dB)	Peak Limit (dBuV/m)	PK Margin (dB)	Azimuth (Degs)	Height (cm)	Polarity
5	* 38.883353	55.03	PK-U	38.1	-66.9	18	44.23	54	-9.77	74	-29.77	1	200	H
6	* 38.886505	56.02	PK-U	38.1	-66.9	18	45.22	54	-8.78	74	-28.78	1	200	V
1	27.25038	56.07	PK-U	35.7	-63.6	15	43.17	54	-10.83	74	-30.83	1	101	H
2	27.260421	56.61	PK-U	35.7	-63.6	15	43.71	54	-10.29	74	-30.29	1	200	V
3	32.031409	51.88	PK-U	36.4	-60.3	16.3	44.28	54	-9.72	74	-29.72	1	200	H
4	32.036545	52.04	PK-U	36.4	-60.3	16.3	44.44	54	-9.56	74	-29.56	1	200	V

* - indicates frequency in CFR47 Pt 15 / IC RSS-Restricted Band
PK-U - U-NII: Maximum Peak
ADR - U-NII AD primary method, RMS average

UL VERIFICATION SERVICES
47173 Benicia Street, Fremont, CA 94538; USA TEL:(510) 319-4000 FAX:(510) 661-0888
This report shall not be reproduced except in full, without the written approval of UL VERIFICATION SERVICES

2. AC POWER LINE CONDUCTED EMISSIONS

LIMITS

FCC §15.207 (a)

RSS-Gen 8.8

Frequency of Emission (MHz)	Conducted Limit (dBµV)	
	Quasi-peak	Average
0.15-0.5	66 to 56 *	56 to 46 *
0.5-5	56	46
5-30	60	50

*Decreases with the logarithm of the frequency.

TEST PROCEDURE

The EUT is placed on a non-conducting table 40 cm from the vertical ground plane and 80 cm above the horizontal ground plane. The EUT is configured in accordance with ANSI C63.10.

The receiver is set to a resolution bandwidth of 9 kHz. Peak detection is used unless otherwise noted as quasi-peak or average.

Line conducted data is recorded for both NEUTRAL and HOT lines.

RESULTS

UL VERIFICATION SERVICES
47173 Benicia Street, Fremont, CA 94538; USA TEL:(510) 319-4000 FAX:(510) 661-0888

This report shall not be reproduced except in full, without the written approval of UL VERIFICATION SERVICES

2.1. EUT WITH AC ADAPTER

LINE 1 RESULTS

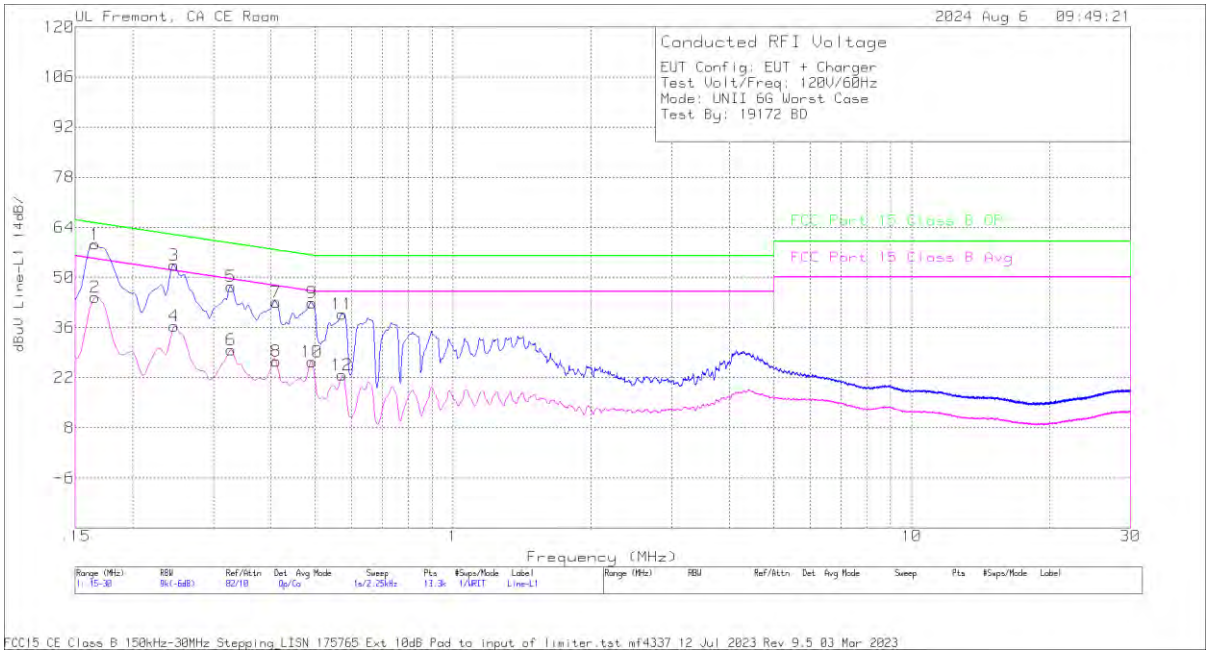

Range 1: Line-L1 .15 - 30MHz												
Marker	Frequency (MHz)	Meter Reading (dBuV)	Det	LISN (dB)	Cbl (dB)	Trns Limiter (dB)	10dB Atten (dB)	Corrected Reading (dBuV)	FCC Part 15 Class B QP (dBuV)	QP Margin (dB)	FCC Part 15 Class B Avg (dBuV)	Av(CISPR)Margin (dB)
2	.1658	24.93	Ca	.1	0	9.5	10	44.53	-	-	55.17	-10.64
4	.2468	17.01	Ca	0	0	9.4	10	36.41	-	-	51.87	-15.46
6	.3278	10.39	Ca	0	0	9.4	10	29.79	-	-	49.51	-19.72
8	.411	7.19	Ca	0	0	9.4	10	26.59	-	-	47.63	-21.04
10	.492	7.16	Ca	0	0	9.3	10	26.46	-	-	46.13	-19.67
12	.573	3.32	Ca	0	.1	9.3	10	22.72	-	-	46	-23.28
1	.1658	39.68	Qp	.1	0	9.5	10	59.28	65.17	-5.89	-	-
3	.2468	34.01	Qp	0	0	9.4	10	53.41	61.87	-8.46	-	-
5	.3278	27.99	Qp	0	0	9.4	10	47.39	59.51	-12.12	-	-
7	.411	23.68	Qp	0	0	9.4	10	43.08	57.63	-14.55	-	-
9	.492	23.6	Qp	0	0	9.3	10	42.9	56.13	-13.23	-	-
11	.573	20.32	Qp	0	.1	9.3	10	39.72	56	-16.28	-	-

Qp - Quasi-Peak detector
Ca - CISPR average detection

UL VERIFICATION SERVICES
47173 Benicia Street, Fremont, CA 94538; USA TEL:(510) 319-4000 FAX:(510) 661-0888
This report shall not be reproduced except in full, without the written approval of UL VERIFICATION SERVICES

LINE 2 RESULTS

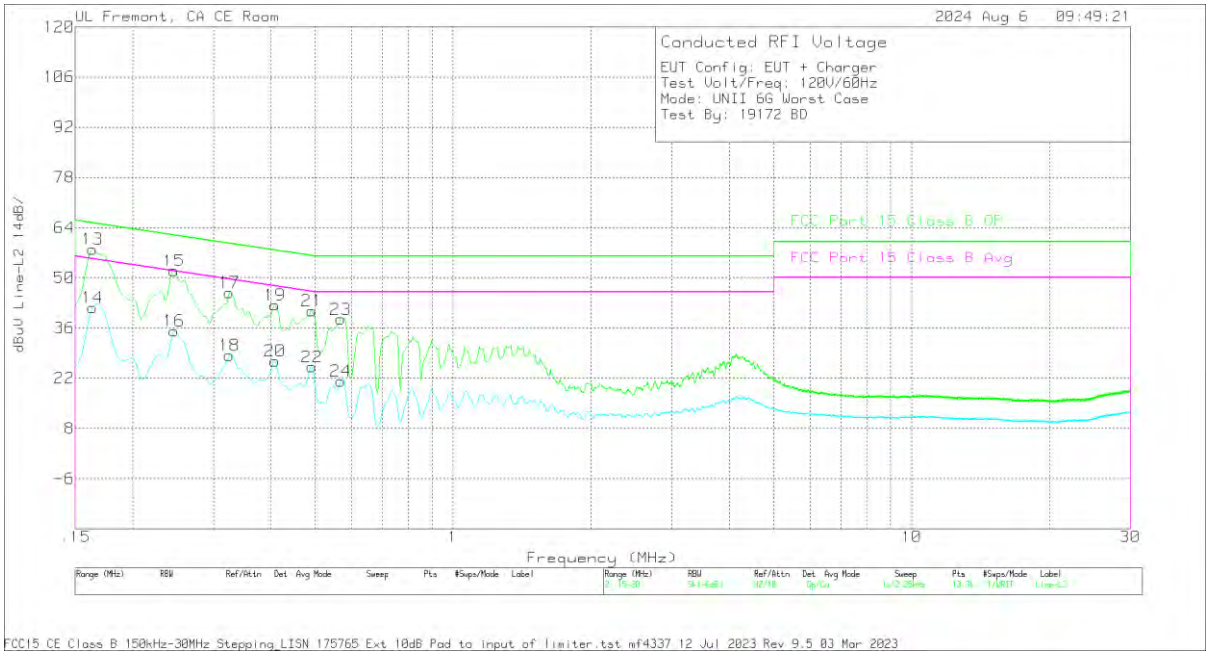

Range 2: Line-L2 .15 - 30MHz												
Marker	Frequency (MHz)	Meter Reading (dBuV)	Det	LISN (dB)	Cbl (dB)	Trns Limiter (dB)	10dB Atten (dB)	Corrected Reading (dBuV)	FCC Part 15 Class B QP (dBuV)	QP Margin (dB)	FCC Part 15 Class B Avg (dBuV)	Av(CISPR)Margin (dB)
14	.1635	22.1	Ca	.1	0	9.5	10	41.7	-	-	55.28	-13.58
16	.2468	15.78	Ca	0	0	9.4	10	35.18	-	-	51.87	-16.69
18	.3255	8.89	Ca	0	.1	9.4	10	28.39	-	-	49.57	-21.18
20	.4088	7.29	Ca	0	.1	9.4	10	26.79	-	-	47.67	-20.88
22	.492	5.82	Ca	0	0	9.3	10	25.12	-	-	46.13	-21.01
24	.5685	1.88	Ca	0	0	9.3	10	21.18	-	-	46	-24.82
13	.1635	38.31	Qp	.1	0	9.5	10	57.91	65.28	-7.37	-	-
15	.2468	32.54	Qp	0	0	9.4	10	51.94	61.87	-9.93	-	-
17	.3255	26.41	Qp	0	.1	9.4	10	45.91	59.57	-13.66	-	-
19	.4088	22.95	Qp	0	.1	9.4	10	42.45	57.67	-15.22	-	-
21	.492	21.49	Qp	0	0	9.3	10	40.79	56.13	-15.34	-	-
23	.5685	19.13	Qp	0	0	9.3	10	38.43	56	-17.57	-	-

Qp - Quasi-Peak detector
Ca - CISPR average detection

UL VERIFICATION SERVICES
47173 Benicia Street, Fremont, CA 94538; USA TEL:(510) 319-4000 FAX:(510) 661-0888
This report shall not be reproduced except in full, without the written approval of UL VERIFICATION SERVICES

2.2. EUT WITH LAPTOP

LINE 1 RESULTS

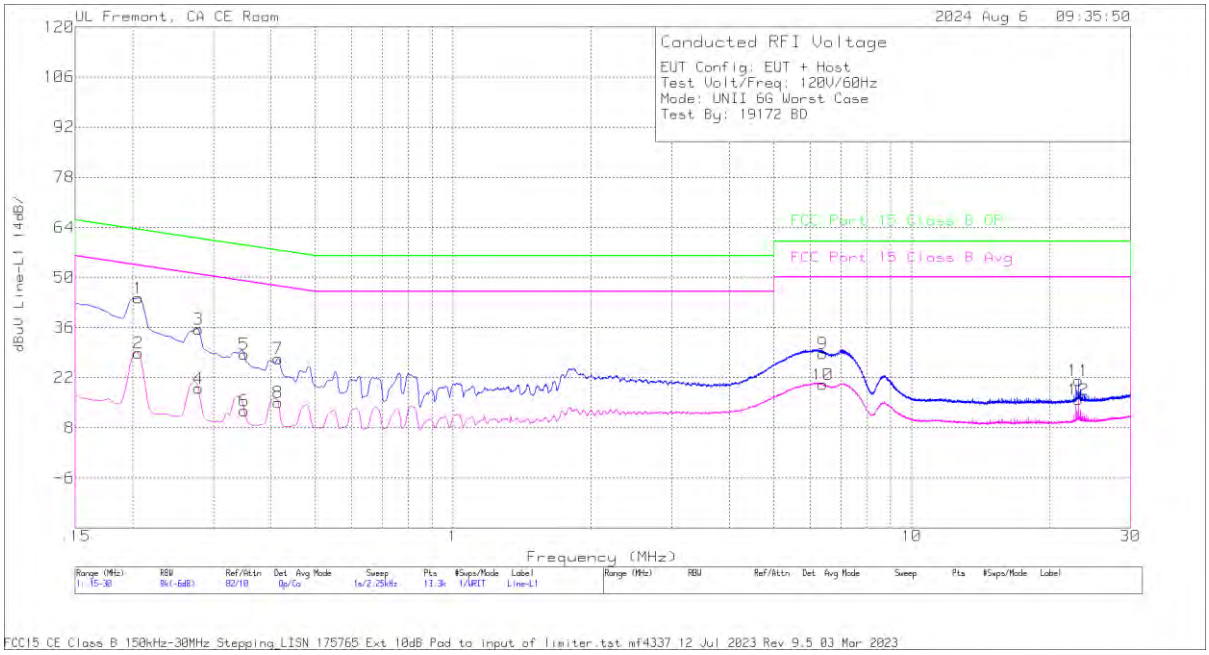

Range 1: Line-L1 .15 - 30MHz												
Marker	Frequency (MHz)	Meter Reading (dBuV)	Det	LISN (dB)	Cbl (dB)	Trns Limiter (dB)	10dB Atten (dB)	Corrected Reading (dBuV)	FCC Part 15 Class B QP (dBuV)	QP Margin (dB)	FCC Part 15 Class B Avg (dBuV)	Av(CISPR)Margin (dB)
2	.2063	9.41	Ca	0	.1	9.4	10	28.91	-	-	53.35	-24.44
4	.2783	-.52	Ca	0	.1	9.4	10	18.98	-	-	50.87	-31.89
6	.3503	-6.64	Ca	0	0	9.4	10	12.76	-	-	48.96	-36.2
8	.4155	-4.41	Ca	0	0	9.4	10	14.99	-	-	47.54	-32.55
10	6.4073	.45	Ca	0	.2	9.4	10	20.05	-	-	50	-29.95
12	23.109	-4.16	Ca	.2	.3	9.5	10	15.84	-	-	50	-34.16
1	.2063	24.72	Qp	0	.1	9.4	10	44.22	63.35	-19.13	-	-
3	.2783	16.06	Qp	0	.1	9.4	10	35.56	60.87	-25.31	-	-
5	.3503	9.07	Qp	0	0	9.4	10	28.47	58.96	-30.49	-	-
7	.4155	7.91	Qp	0	0	9.4	10	27.31	57.54	-30.23	-	-
9	6.4073	9.16	Qp	0	.2	9.4	10	28.76	60	-31.24	-	-
11	23.109	1.12	Qp	.2	.3	9.5	10	21.12	60	-38.88	-	-

Qp - Quasi-Peak detector
Ca - CISPR average detection

UL VERIFICATION SERVICES
47173 Benicia Street, Fremont, CA 94538; USA TEL:(510) 319-4000 FAX:(510) 661-0888
This report shall not be reproduced except in full, without the written approval of UL VERIFICATION SERVICES

LINE 2 RESULTS

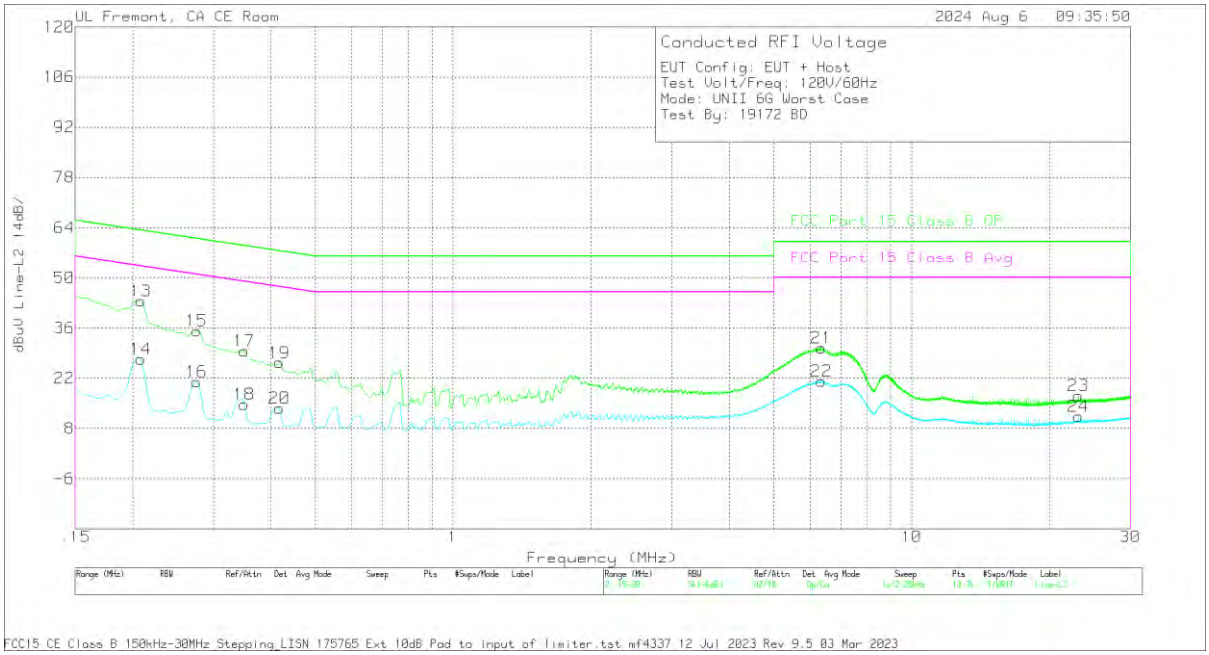

Range 2: Line-L2 .15 - 30MHz												
Marker	Frequency (MHz)	Meter Reading (dBuV)	Det	LISN (dB)	Cbl (dB)	Trns Limiter (dB)	10dB Atten (dB)	Corrected Reading (dBuV)	FCC Part 15 Class B QP (dBuV)	QP Margin (dB)	FCC Part 15 Class B Avg (dBuV)	Av(CISPR)Margin (dB)
14	.2085	7.75	Ca	0	.1	9.4	10	27.25	-	-	53.26	-26.01
16	.276	1.55	Ca	0	.1	9.4	10	21.05	-	-	50.94	-29.89
18	.3503	-4.8	Ca	0	.1	9.4	10	14.7	-	-	48.96	-34.26
20	.4178	-5.79	Ca	0	.1	9.4	10	13.71	-	-	47.49	-33.78
22	6.3578	1.51	Ca	0	.2	9.5	10	21.21	-	-	50	-28.79
24	23.109	-8.7	Ca	.2	.3	9.5	10	11.3	-	-	50	-38.7
13	.2085	24.03	Qp	0	.1	9.4	10	43.53	63.26	-19.73	-	-
15	.276	15.67	Qp	0	.1	9.4	10	35.17	60.94	-25.77	-	-
17	.3503	10.08	Qp	0	.1	9.4	10	29.58	58.96	-29.38	-	-
19	.4178	6.84	Qp	0	.1	9.4	10	26.34	57.49	-31.15	-	-
21	6.3578	10.73	Qp	0	.2	9.5	10	30.43	60	-29.57	-	-
23	23.109	-2.91	Qp	.2	.3	9.5	10	17.09	60	-42.91	-	-

Qp - Quasi-Peak detector
Ca - CISPR average detection

UL VERIFICATION SERVICES
47173 Benicia Street, Fremont, CA 94538; USA TEL:(510) 319-4000 FAX:(510) 661-0888
This report shall not be reproduced except in full, without the written approval of UL VERIFICATION SERVICES

3. SETUP PHOTOS

Refer to 14982489-EP1V1 FCC IC Setup_Photo report for Setup_Photos

END OF TEST REPORT

UL VERIFICATION SERVICES
47173 Benicia Street, Fremont, CA 94538; USA TEL:(510) 319-4000 FAX:(510) 661-0888

This report shall not be reproduced except in full, without the written approval of UL VERIFICATION SERVICES