10.1.6. HDR4 HIGH POWER, UNII-1 BAND, MIMO TXBF MODE, HARMONIC AND SPURIOUS

LOW CHANNEL 5162MHz

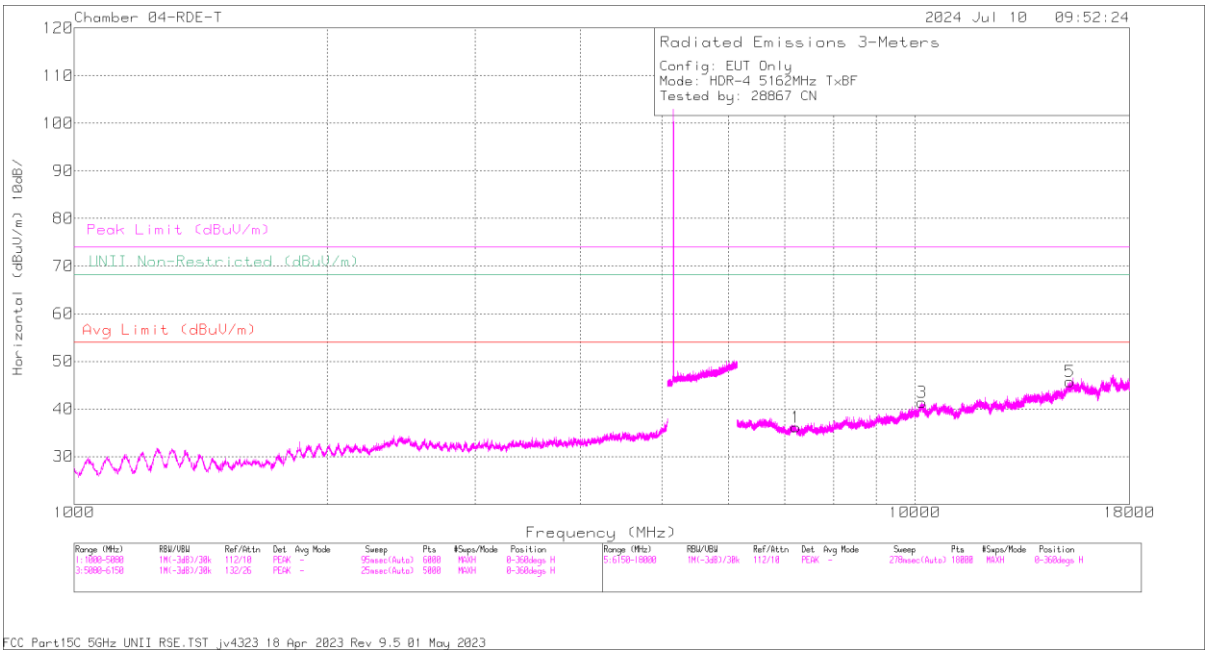

HORIZONTAL

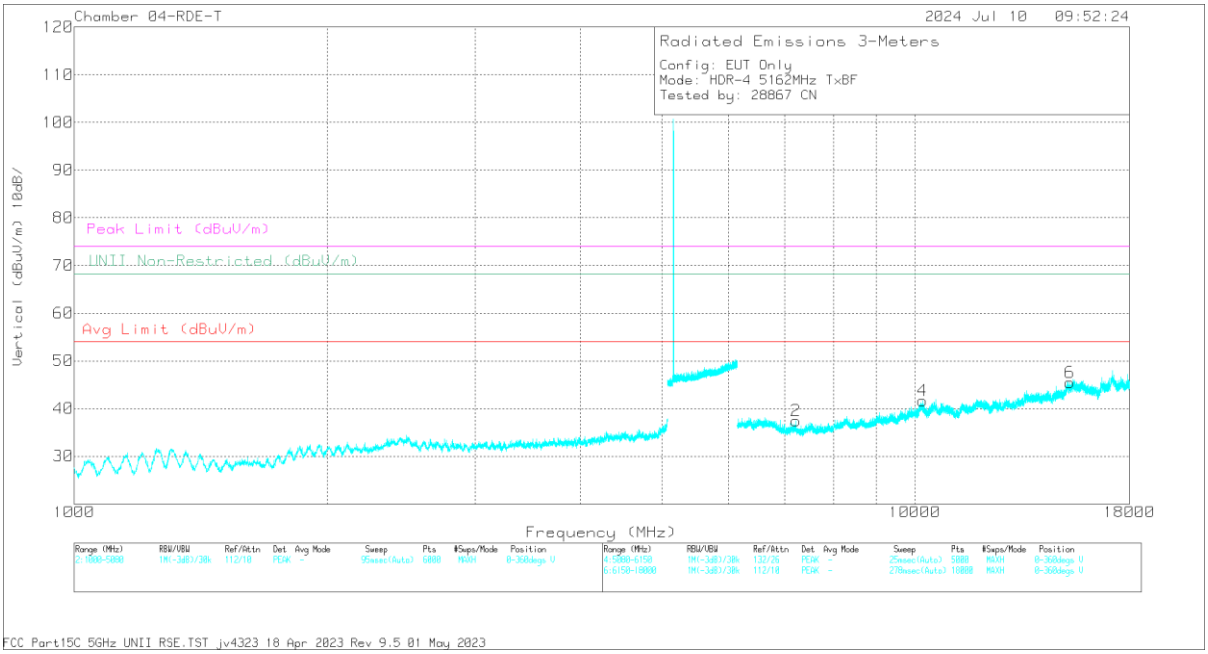

VERTICAL

UL VERIFICATION SERVICES INC.
47173 Benicia Street, Fremont, CA 94538; USA TEL:(510) 319-4000 FAX:(510) 661-0888
This report shall not be reproduced except in full, without the written approval of UL Verification Services Inc.

RADIATED EMISSIONS

Marker	Frequency (MHz)	Meter Reading (dBuV)	Det	80430 3m ACF (dB/m)	Gain/Loss (dB)	Corrected Reading (dBuV/m)	Peak Limit (dBuV/m)	PK Margin (dB)	Azimuth (Degs)	Height (cm)	Polarity
1	7218.382	55.7	PK-U	35.4	-44.53	46.57	68.2	-21.63	180	300	H
2	7228.439	55.21	PK-U	35.4	-44.68	45.93	68.2	-22.27	191	387	V
3	10194.065	55.01	PK-U	37.7	-41.63	51.08	68.2	-17.12	32	228	H
4	10204.796	54.74	PK-U	37.7	-41.59	50.85	68.2	-17.35	208	399	V
5	15281.97	53.34	PK-U	41.2	-40.19	54.35	68.2	-13.85	114	237	V
6	15295.797	53.15	PK-U	41.2	-40.43	53.92	68.2	-14.28	352	329	H

PK-U - U-NII: Maximum Peak

UL VERIFICATION SERVICES INC.
47173 Benicia Street, Fremont, CA 94538; USA TEL:(510) 319-4000 FAX:(510) 661-0888

This report shall not be reproduced except in full, without the written approval of UL Verification Services Inc.

MID CHANNEL 5203MHz

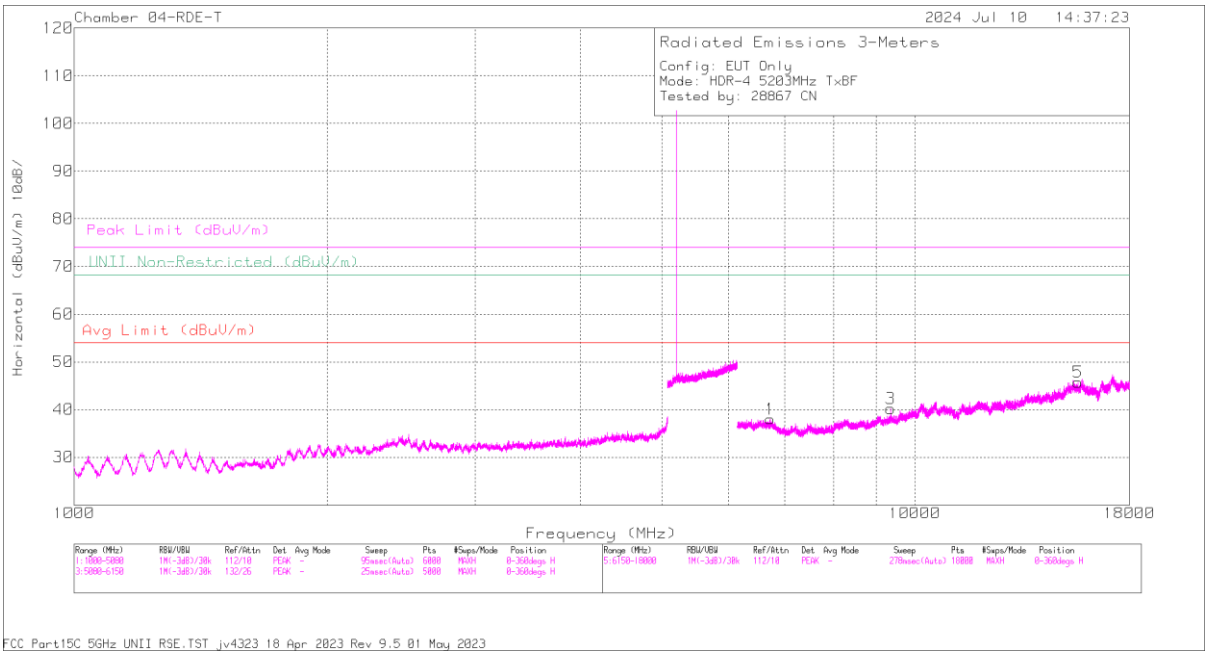

HORIZONTAL

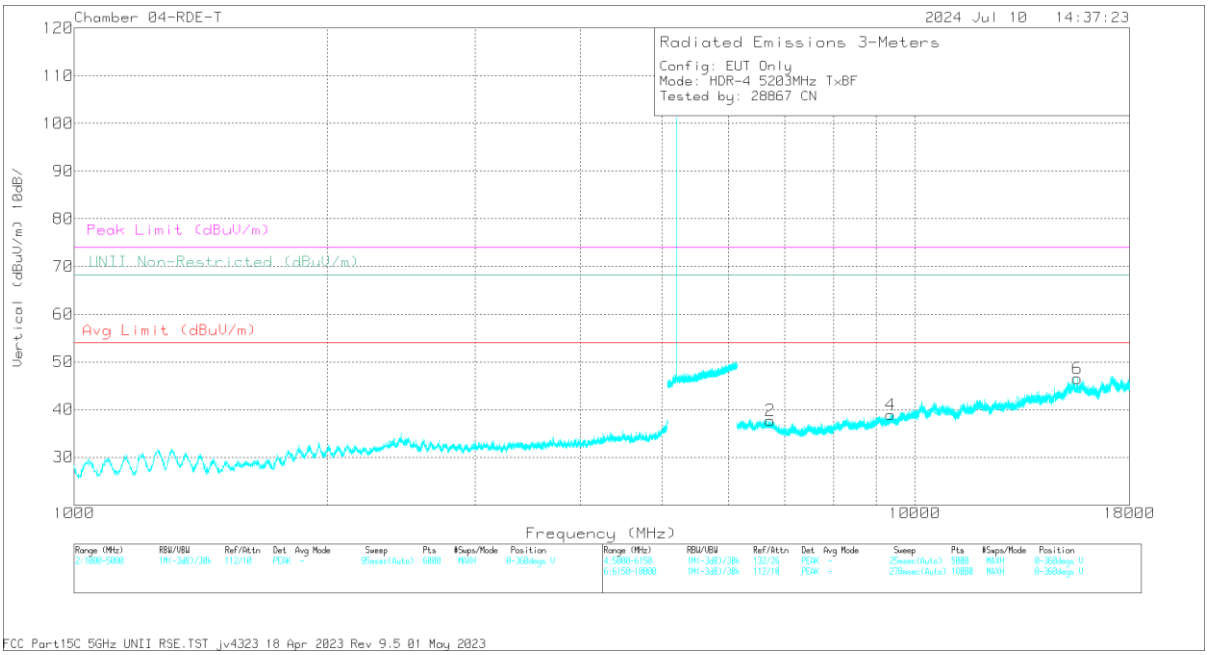

VERTICAL

UL VERIFICATION SERVICES INC.
47173 Benicia Street, Fremont, CA 94538; USA TEL:(510) 319-4000 FAX:(510) 661-0888

This report shall not be reproduced except in full, without the written approval of UL Verification Services Inc.

RADIATED EMISSIONS

Marker	Frequency (MHz)	Meter Reading (dBuV)	Det	80430 3m ACF (dB/m)	Gain/Loss (dB)	Corrected Reading (dBuV/m)	Avg Limit (dBuV/m)	Margin (dB)	Peak Limit (dBuV/m)	PK Margin (dB)	Azimuth (Degs)	Height (cm)	Polarity
3	* 9354.841	54.79	PK-U	36.3	-42.61	48.48	-	-	74	-25.52	324	126	H
	* 9354.563	43.51	ADR	36.3	-42.62	37.19	54	-16.81	-	-	324	126	H
5	* 15622.062	53.06	PK-U	41.5	-40.3	54.26	-	-	74	-19.74	316	257	H
	* 15622.471	41.38	ADR	41.5	-40.31	42.57	54	-11.43	-	-	316	257	H
4	* 9351.946	54.74	PK-U	36.2	-42.58	48.36	-	-	74	-25.64	244	167	V
	* 9353.219	43.41	ADR	36.3	-42.62	37.09	54	-16.91	-	-	244	167	V
6	* 15608.209	53.46	PK-U	41.5	-40.36	54.6	-	-	74	-19.4	216	183	V
	* 15608.821	41.92	ADR	41.5	-40.37	43.05	54	-10.95	-	-	216	183	V
1	6729.674	55.28	PK-U	36.9	-44.59	47.59	-	-	68.2	-20.61	44	139	H
2	6736.148	54.93	PK-U	36.9	-44.51	47.32	-	-	68.2	-20.88	323	214	V

* - indicates frequency in CFR47 Pt 15 / IC RSS-Restricted Band
PK-U - U-NII: Maximum Peak
ADR - U-NII AD primary method, RMS average

UL VERIFICATION SERVICES INC.
47173 Benicia Street, Fremont, CA 94538; USA TEL:(510) 319-4000 FAX:(510) 661-0888
This report shall not be reproduced except in full, without the written approval of UL Verification Services Inc.

HIGH CHANNEL 5245MHz

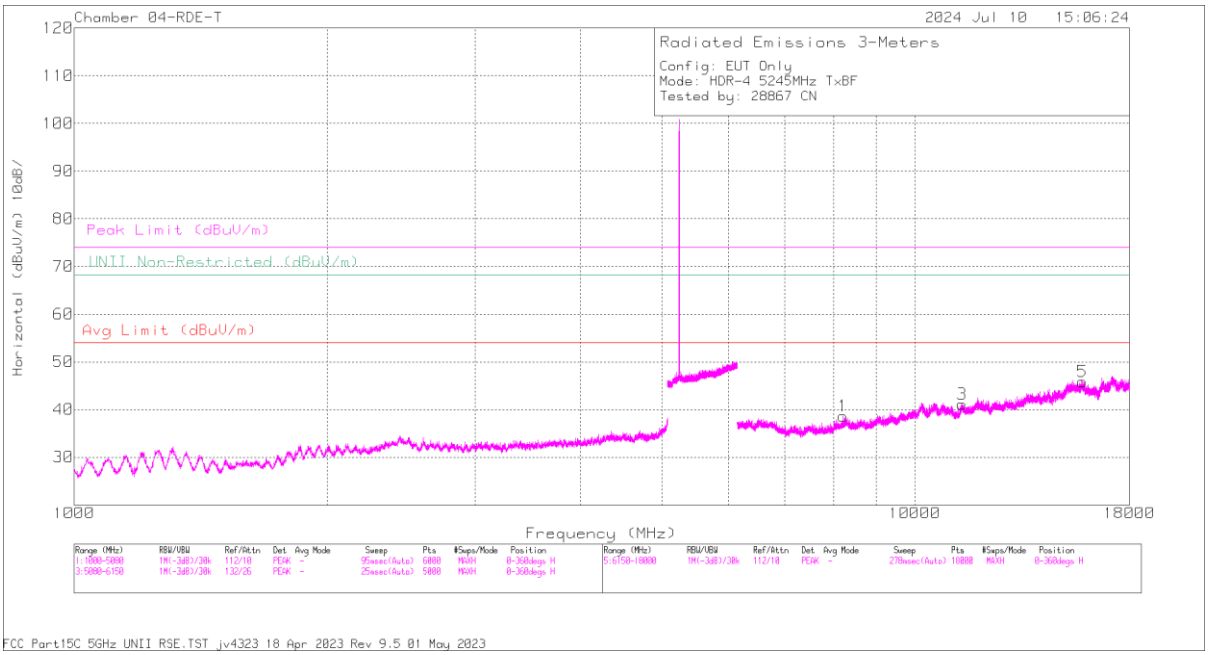

HORIZONTAL

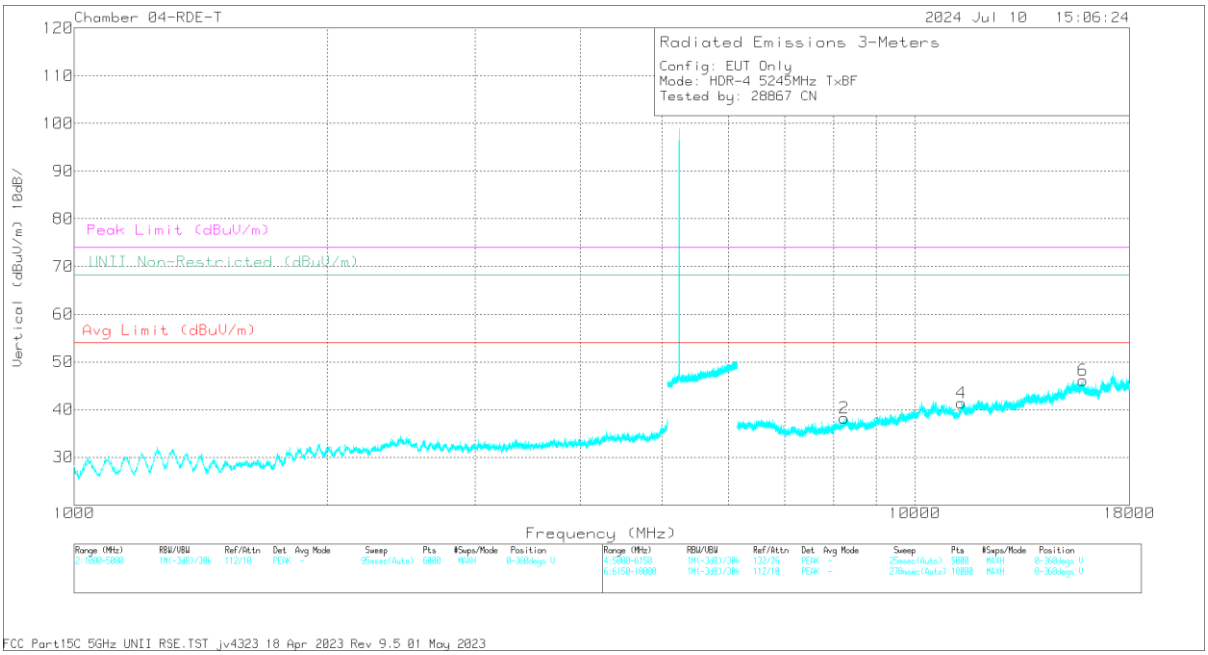

VERTICAL

UL VERIFICATION SERVICES INC.
47173 Benicia Street, Fremont, CA 94538; USA TEL:(510) 319-4000 FAX:(510) 661-0888
This report shall not be reproduced except in full, without the written approval of UL Verification Services Inc.

RADIATED EMISSIONS

Marker	Frequency (MHz)	Meter Reading (dBuV)	Det	80430 3m ACF (dB/m)	Gain/Loss (dB)	Corrected Reading (dBuV/m)	Avg Limit (dBuV/m)	Margin (dB)	Peak Limit (dBuV/m)	PK Margin (dB)	Azimuth (Degs)	Height (cm)	Polarity
1	* 8219.581	55.21	PK-U	35.9	-43.31	47.8	-	-	74	-26.2	243	142	H
	* 8219.376	43.17	ADR	35.9	-43.32	35.75	54	-18.25	-	-	243	142	H
3	* 11375.008	53.69	PK-U	37.8	-40.66	50.83	-	-	74	-23.17	264	217	H
	* 11378.561	41.84	ADR	37.8	-40.72	38.92	54	-15.08	-	-	264	217	H
5	* 15828.755	52.61	PK-U	41.2	-38.82	54.99	-	-	74	-19.01	260	147	H
	* 15828.69	40.81	ADR	41.2	-38.84	43.17	54	-10.83	-	-	260	147	H
2	* 8237.037	55	PK-U	35.9	-43.06	47.84	-	-	74	-26.16	172	138	V
	* 8238.103	43.19	ADR	35.9	-43.1	35.99	54	-18.01	-	-	172	138	V
4	* 11368.633	52.88	PK-U	37.8	-40.88	49.8	-	-	74	-24.2	195	110	V
	* 11369.943	41.75	ADR	37.8	-40.87	38.68	54	-15.32	-	-	195	110	V
6	* 15841.592	52.32	PK-U	41.2	-38.83	54.69	-	-	74	-19.31	215	186	V
	* 15844.787	40.87	ADR	41.2	-38.92	43.15	54	-10.85	-	-	215	186	V

* - indicates frequency in CFR47 Pt 15 / IC RSS-Restricted Band
PK-U - U-NII: Maximum Peak
ADR - U-NII AD primary method, RMS average

UL VERIFICATION SERVICES INC.
47173 Benicia Street, Fremont, CA 94538; USA TEL:(510) 319-4000 FAX:(510) 661-0888
This report shall not be reproduced except in full, without the written approval of UL Verification Services Inc.

10.1.7. HDR4 LOW POWER, UNII-1 BAND, BANDEDGE

ANT 6, SISO MODE

LOW CHANNEL, 5162MHz

HORIZONTAL RESULT

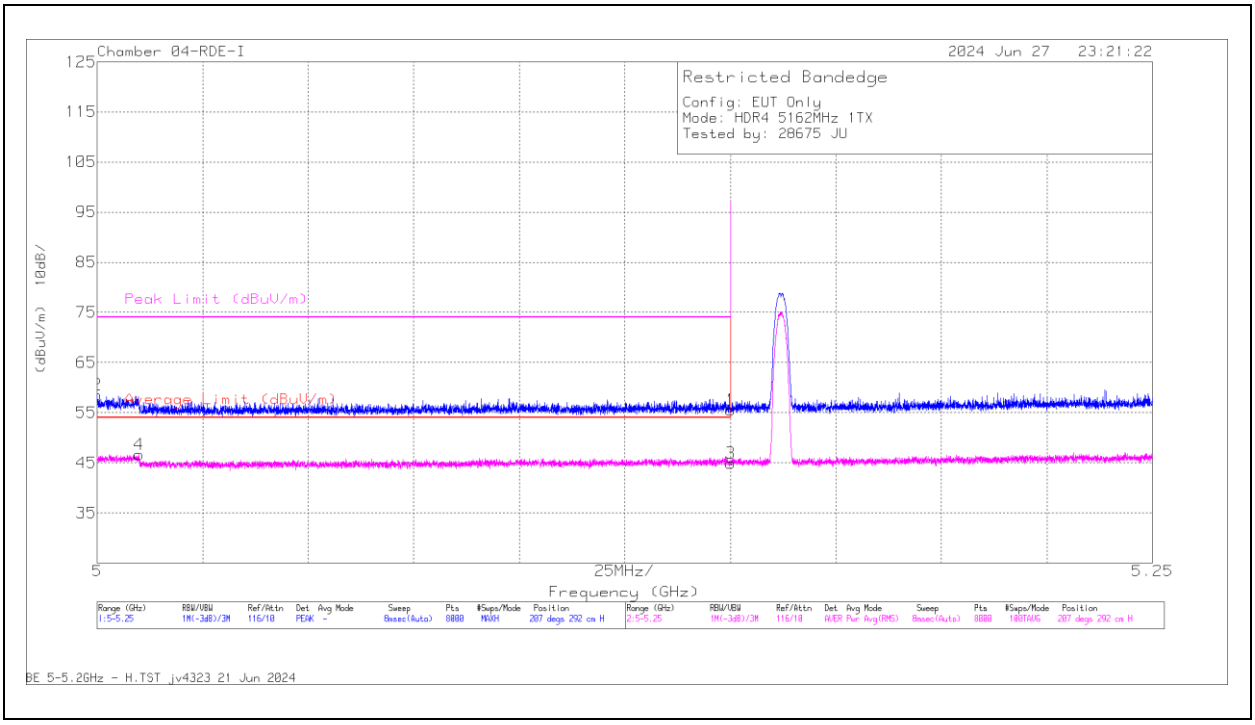

Marker	Frequency (GHz)	Meter Reading (dBuV)	Det	84797 ACF (dB/m)	CBL AMP Pad(dB)	Corrected Reading (dBuV/m)	Average Limit (dBuV/m)	Margin (dB)	Peak Limit (dBuV/m)	PK Margin (dB)	Azimuth (Degs)	Height (cm)	Polarity
1	* 5.15	38.51	Pk	34.2	-17.2	55.51	-	-	74	-18.49	207	292	H
2	* 5.000031	41.29	Pk	34	-16.7	58.59	-	-	74	-15.41	207	292	H
3	* 5.15	27.87	RMS	34.2	-17.2	44.87	54	-9.13	-	-	207	292	H
4	* 5.00997	29.26	RMS	34	-16.6	46.66	54	-7.34	-	-	207	292	H

* - indicates frequency in CFR47 Pt 15 / IC RSS-Restricted Band
Pk - Peak detector
RMS - RMS detection

UL VERIFICATION SERVICES INC.
47173 Benicia Street, Fremont, CA 94538; USA TEL:(510) 319-4000 FAX:(510) 661-0888
This report shall not be reproduced except in full, without the written approval of UL Verification Services Inc.

VERTICAL RESULT

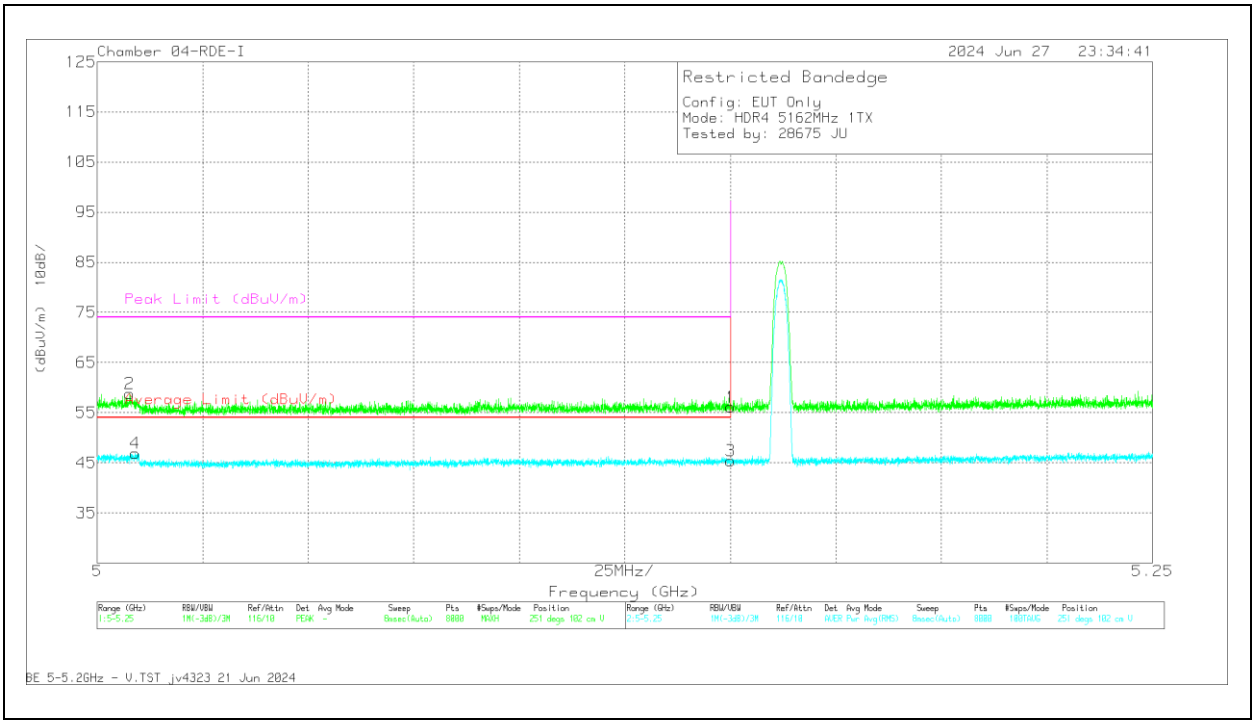

Marker	Frequency (GHz)	Meter Reading (dBuV)	Det	84797 ACF (dB/m)	CBL AMP Pad(dB)	Corrected Reading (dBuV/m)	Average Limit (dBuV/m)	Margin (dB)	Peak Limit (dBuV/m)	PK Margin (dB)	Azimuth (Degs)	Height (cm)	Polarity
1	* 5.15	39.1	Pk	34.2	-17.2	56.1	-	-	74	-17.9	251	102	V
2	* 5.00772	41.42	Pk	34	-16.6	58.82	-	-	74	-15.18	251	102	V
3	* 5.15	28.39	RMS	34.2	-17.2	45.39	54	-8.61	-	-	251	102	V
4	* 5.00897	29.41	RMS	34	-16.5	46.91	54	-7.09	-	-	251	102	V

* - indicates frequency in CFR47 Pt 15 / IC RSS-Restricted Band
Pk - Peak detector
RMS - RMS detection

UL VERIFICATION SERVICES INC.
47173 Benicia Street, Fremont, CA 94538; USA TEL:(510) 319-4000 FAX:(510) 661-0888
This report shall not be reproduced except in full, without the written approval of UL Verification Services Inc.

ANT 5, SISO MODE

LOW CHANNEL, 5162MHz

HORIZONTAL RESULT

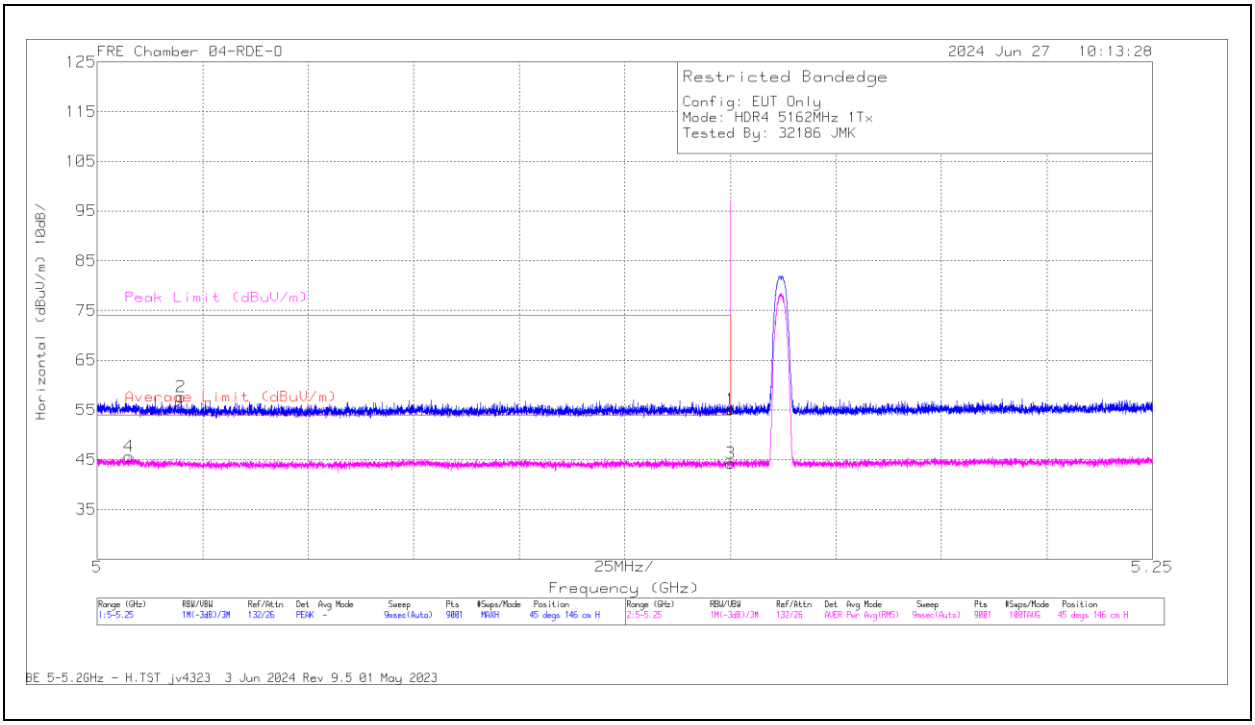

Marker	Frequency (GHz)	Meter Reading (dBuV)	Det	80402 1m ACF (dB/m)	Gain/Loss (dB)	Corrected Reading (dBuV/m)	Average Limit (dBuV/m)	Margin (dB)	Peak Limit (dBuV/m)	PK Margin (dB)	Azimuth (Degs)	Height (cm)	Polarity
4	5.007472	46.87	RMS	34.6	-35.8	45.67	54	-8.33	-	-	45	146	H
2	5.019806	58.61	Pk	34.6	-35.58	57.63	-	-	74	-16.37	45	146	H
1	5.15	55.84	Pk	34.7	-35.4	55.14	-	-	74	-18.86	45	146	H
3	5.15	44.98	RMS	34.7	-35.4	44.28	54	-9.72	-	-	45	146	H

Pk - Peak detector
RMS - RMS detection

UL VERIFICATION SERVICES INC.
47173 Benicia Street, Fremont, CA 94538; USA TEL:(510) 319-4000 FAX:(510) 661-0888
This report shall not be reproduced except in full, without the written approval of UL Verification Services Inc.

VERTICAL RESULT

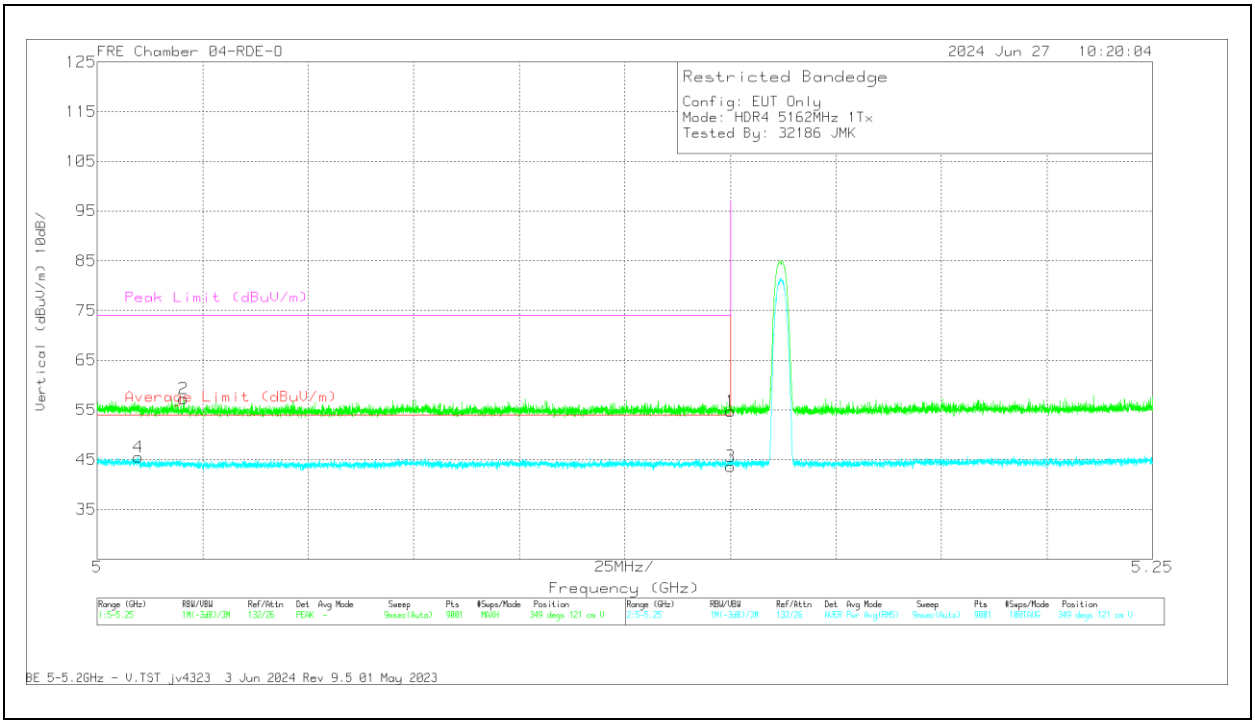

Marker	Frequency (GHz)	Meter Reading (dBuV)	Det	80402 1m ACF (dB/m)	Gain/Loss (dB)	Corrected Reading (dBuV/m)	Average Limit (dBuV/m)	Margin (dB)	Peak Limit (dBuV/m)	PK Margin (dB)	Azimuth (Degs)	Height (cm)	Polarity
4	5.009695	46.62	RMS	34.6	-35.73	45.49	54	-8.51	-	-	349	121	V
2	5.020389	58.27	Pk	34.6	-35.6	57.27	-	-	74	-16.73	349	121	V
1	5.15	55.5	Pk	34.7	-35.4	54.8	-	-	74	-19.2	349	121	V
3	5.15	44.31	RMS	34.7	-35.4	43.61	54	-10.39	-	-	349	121	V

Pk - Peak detector
RMS - RMS detection

UL VERIFICATION SERVICES INC.
47173 Benicia Street, Fremont, CA 94538; USA TEL:(510) 319-4000 FAX:(510) 661-0888
This report shall not be reproduced except in full, without the written approval of UL Verification Services Inc.

ANT 6 + ANT 5, MIMO TXBF MODE

LOW CHANNEL, 5162MHz

HORIZONTAL RESULT

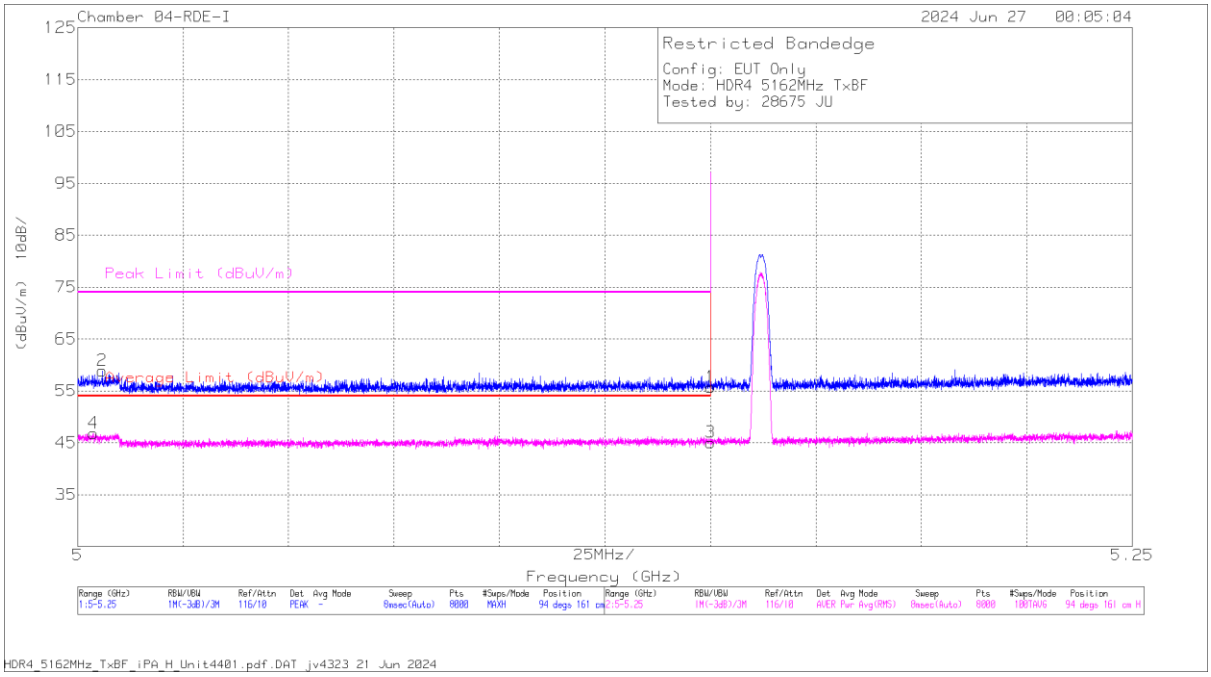

Marker	Frequency (GHz)	Meter Reading (dBuV)	Det	84797 ACF (dB/m)	CBL AMP Pad(dB)	Corrected Reading (dBuV/m)	Average Limit (dBuV/m)	Margin (dB)	Peak Limit (dBuV/m)	PK Margin (dB)	Azimuth (Degs)	Height (cm)	Polarity
1	* 5.15	38.71	Pk	34.2	-17.2	55.71	-	-	74	-18.29	94	161	H
2	* 5.005876	41.6	Pk	34	-16.7	58.9	-	-	74	-15.1	94	161	H
3	* 5.15	28.07	RMS	34.2	-17.2	45.07	54	-8.93	-	-	94	161	H
4	* 5.003719	29.53	RMS	34	-16.7	46.83	54	-7.17	-	-	94	161	H

* - indicates frequency in CFR47 Pt 15 / IC RSS-Restricted Band
Pk - Peak detector
RMS - RMS detection

UL VERIFICATION SERVICES INC.
47173 Benicia Street, Fremont, CA 94538; USA TEL:(510) 319-4000 FAX:(510) 661-0888
This report shall not be reproduced except in full, without the written approval of UL Verification Services Inc.

VERTICAL RESULT

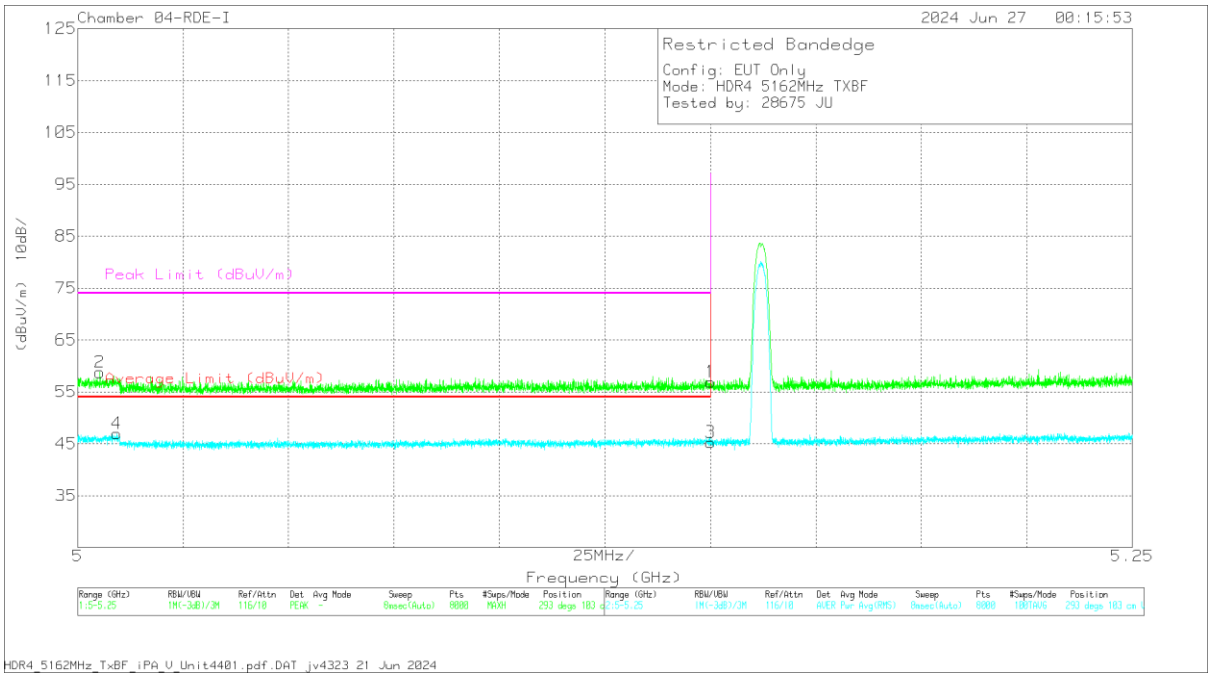

Marker	Frequency (GHz)	Meter Reading (dBuV)	Det	84797 ACF (dB/m)	CBL AMP Pad(dB)	Corrected Reading (dBuV/m)	Average Limit (dBuV/m)	Margin (dB)	Peak Limit (dBuV/m)	PK Margin (dB)	Azimuth (Degs)	Height (cm)	Polarity
1	* 5.15	39.91	Pk	34.2	-17.2	56.91	-	-	74	-17.09	293	103	V
2	* 5.005219	41.59	Pk	34	-16.8	58.79	-	-	74	-15.21	293	103	V
3	* 5.15	28.29	RMS	34.2	-17.2	45.29	54	-8.71	-	-	293	103	V
4	* 5.009314	29.47	RMS	34	-16.5	46.97	54	-7.03	-	-	293	103	V

* - indicates frequency in CFR47 Pt 15 / IC RSS-Restricted Band
Pk - Peak detector
RMS - RMS detection

UL VERIFICATION SERVICES INC.
47173 Benicia Street, Fremont, CA 94538; USA TEL:(510) 319-4000 FAX:(510) 661-0888
This report shall not be reproduced except in full, without the written approval of UL Verification Services Inc.

10.1.8. HDR4 LOW POWER, UNII-1 BAND, MIMO TXBF MODE HARMONIC AND SPURIOUS

LOW CHANNEL, 5162MHz

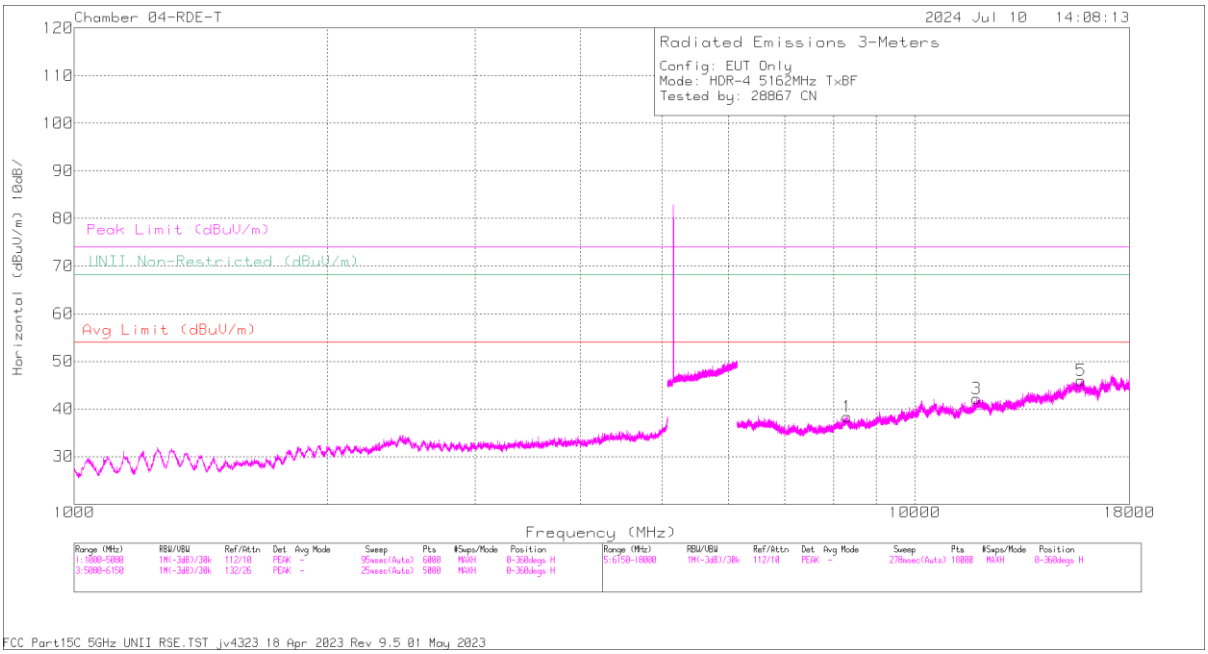

HORIZONTAL

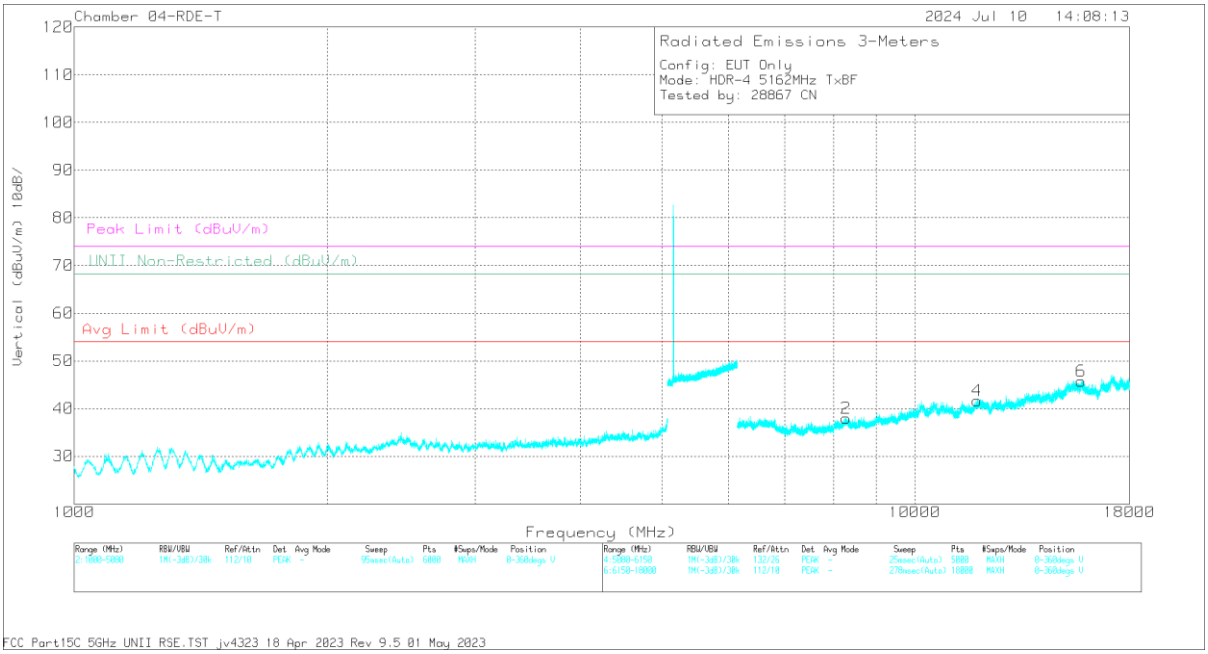

VERTICAL

UL VERIFICATION SERVICES INC.
47173 Benicia Street, Fremont, CA 94538; USA TEL:(510) 319-4000 FAX:(510) 661-0888
This report shall not be reproduced except in full, without the written approval of UL Verification Services Inc.

RADIATED EMISSIONS

Marker	Frequency (MHz)	Meter Reading (dBuV)	Det	80430 3m ACF (dB/m)	Gain/Loss (dB)	Corrected Reading (dBuV/m)	Avg Limit (dBuV/m)	Margin (dB)	Peak Limit (dBuV/m)	PK Margin (dB)	Azimuth (Degs)	Height (cm)	Polarity
1	* 8304.563	55.48	PK-U	35.9	-43.1	48.28	-	-	74	-25.72	166	110	H
	* 8304.379	43.51	ADR	35.9	-43.1	36.31	54	-17.69	-	-	166	110	H
3	* 11847.339	52.63	PK-U	38.6	-41.29	49.94	-	-	74	-24.06	77	159	H
	* 11846.905	41.37	ADR	38.6	-41.28	38.69	54	-15.31	-	-	77	159	H
5	* 15774.055	52.71	PK-U	41.3	-39.49	54.52	-	-	74	-19.48	82	262	H
	* 15774.598	40.94	ADR	41.3	-39.47	42.77	54	-11.23	-	-	82	262	H
2	* 8285.703	54.93	PK-U	35.9	-43.1	47.73	-	-	74	-26.27	61	216	V
	* 8288.227	43.54	ADR	35.9	-43.07	36.37	54	-17.63	-	-	61	216	V
4	* 11852.646	53.49	PK-U	38.6	-41.41	50.68	-	-	74	-23.32	133	192	V
	* 11849.693	41.22	ADR	38.6	-41.38	38.44	54	-15.56	-	-	133	192	V
6	* 15775.648	52.63	PK-U	41.3	-39.45	54.48	-	-	74	-19.52	84	137	V
	* 15773.376	41.14	ADR	41.3	-39.43	43.01	54	-10.99	-	-	84	137	V

* - indicates frequency in CFR47 Pt 15 / IC RSS-Restricted Band
PK-U - U-NII: Maximum Peak
ADR - U-NII AD primary method, RMS average

UL VERIFICATION SERVICES INC.
47173 Benicia Street, Fremont, CA 94538; USA TEL:(510) 319-4000 FAX:(510) 661-0888
This report shall not be reproduced except in full, without the written approval of UL Verification Services Inc.

MID CHANNEL, 5203MHz

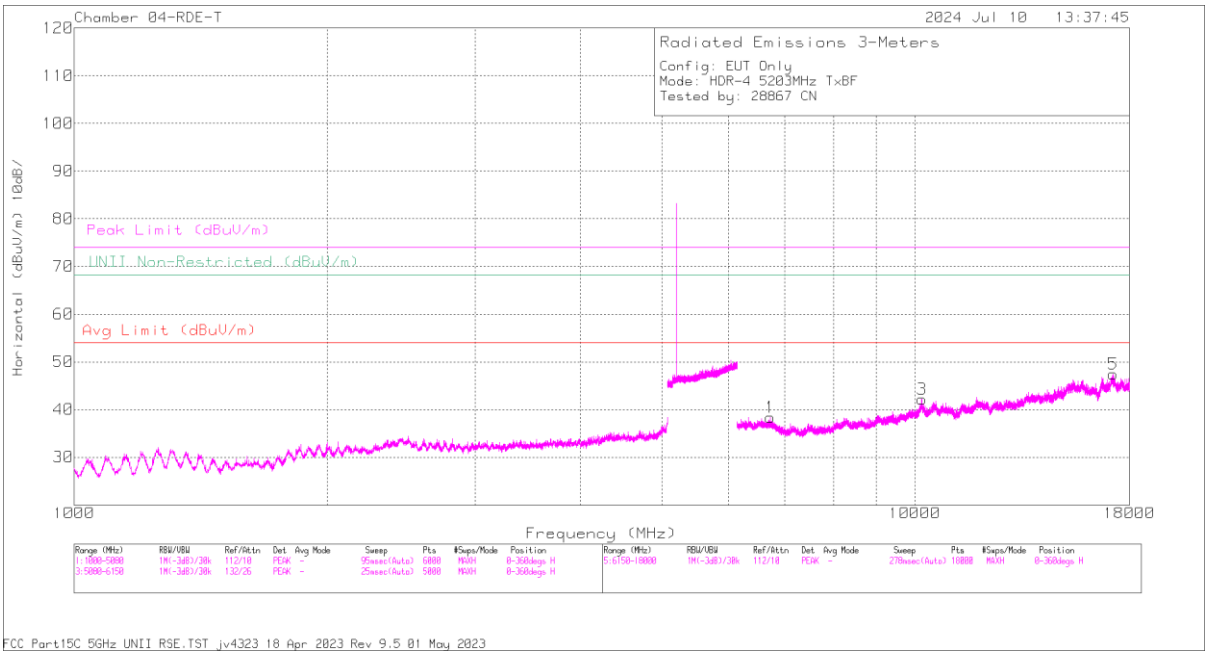

HORIZONTAL

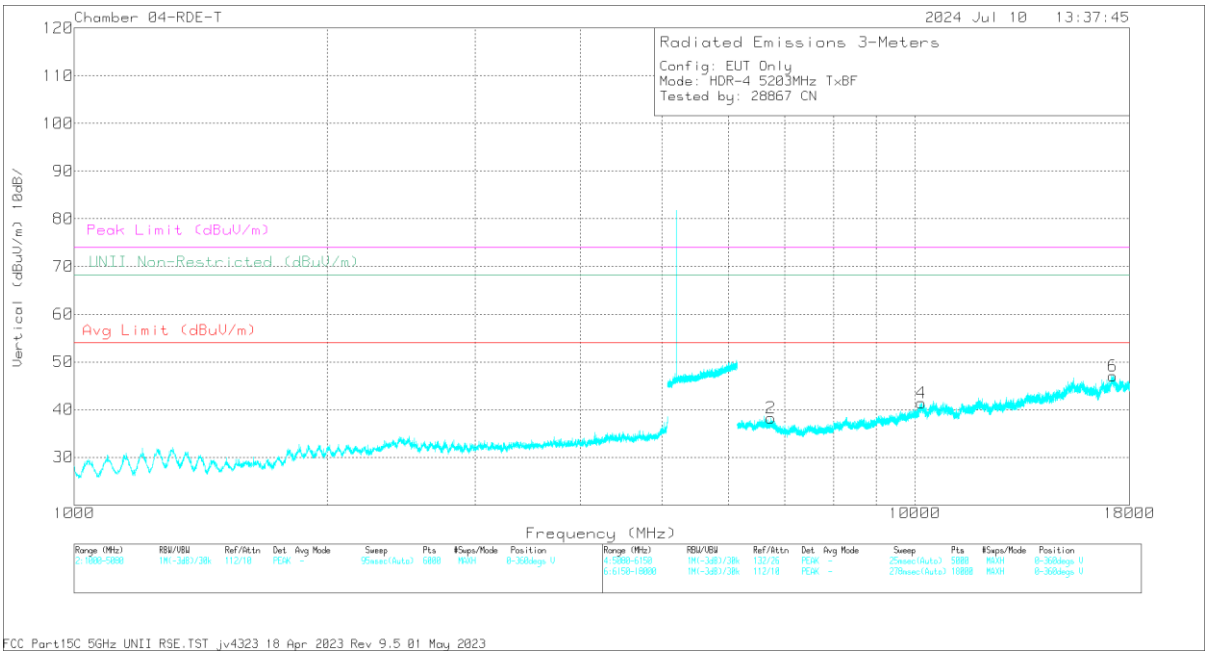

VERTICAL

UL VERIFICATION SERVICES INC.
47173 Benicia Street, Fremont, CA 94538; USA TEL:(510) 319-4000 FAX:(510) 661-0888

This report shall not be reproduced except in full, without the written approval of UL Verification Services Inc.

RADIATED EMISSIONS

Marker	Frequency (MHz)	Meter Reading (dBuV)	Det	80430 3m ACF (dB/m)	Gain/Loss (dB)	Corrected Reading (dBuV/m)	Peak Limit (dBuV/m)	PK Margin (dB)	Azimuth (Degs)	Height (cm)	Polarity
1	6733.823	55	PK-U	36.9	-44.61	47.29	68.2	-20.91	301	201	H
2	6744.429	55.45	PK-U	36.9	-44.5	47.85	68.2	-20.35	221	298	V
3	10178.118	55.45	PK-U	37.7	-41.66	51.49	68.2	-16.71	80	121	V
4	10189.898	54.66	PK-U	37.7	-41.54	50.82	68.2	-17.38	288	186	H
6	17199.954	51.97	PK-U	41.8	-38.35	55.42	68.2	-12.78	221	169	H
5	17201.022	51.89	PK-U	41.8	-38.33	55.36	68.2	-12.84	343	313	V

PK-U - U-NII: Maximum Peak

UL VERIFICATION SERVICES INC.
47173 Benicia Street, Fremont, CA 94538; USA TEL:(510) 319-4000 FAX:(510) 661-0888

This report shall not be reproduced except in full, without the written approval of UL Verification Services Inc.

HIGH CHANNEL, 5245MHz

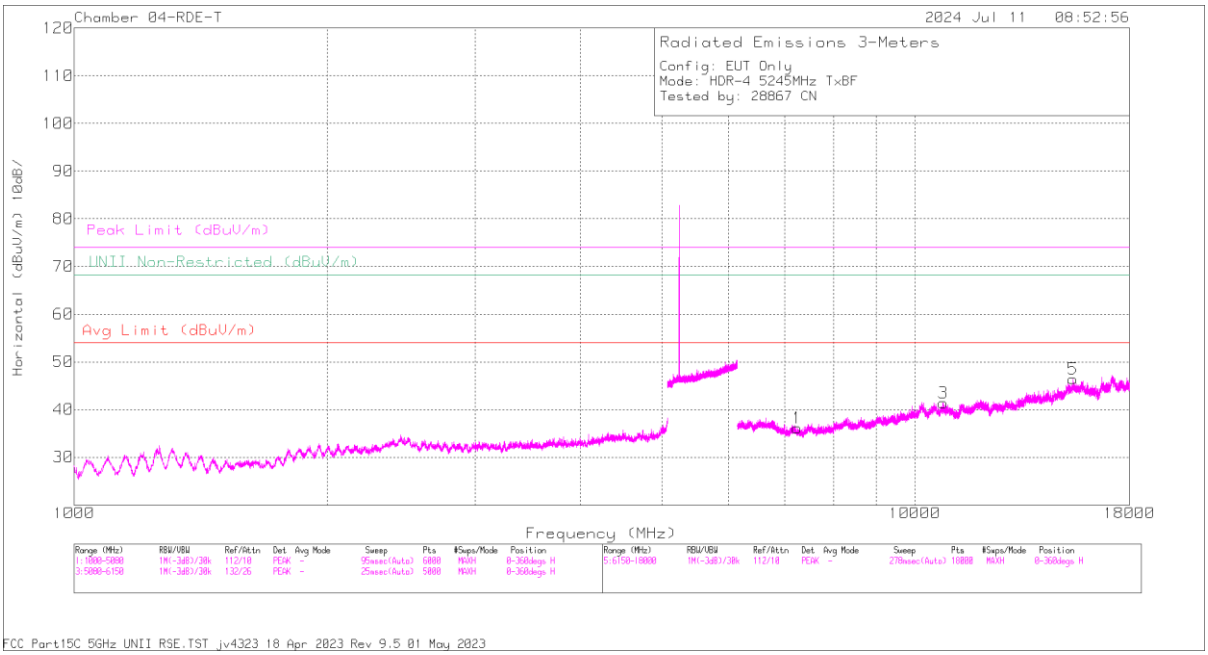

HORIZONTAL

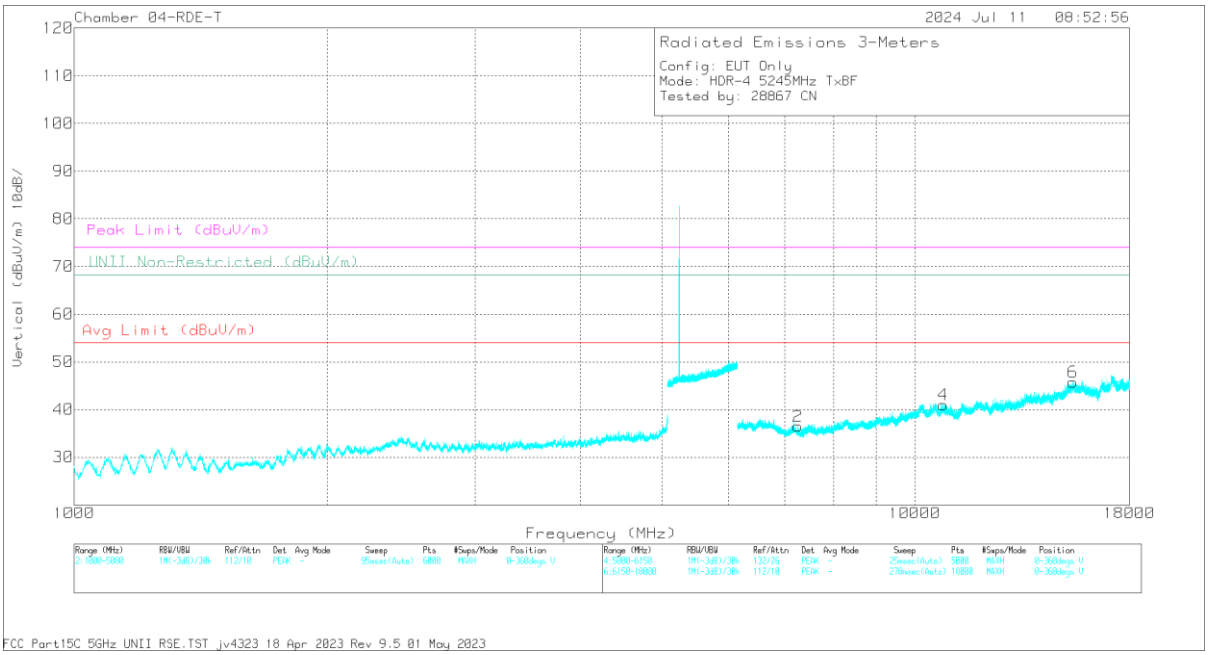

VERTICAL

UL VERIFICATION SERVICES INC.
47173 Benicia Street, Fremont, CA 94538; USA TEL:(510) 319-4000 FAX:(510) 661-0888
This report shall not be reproduced except in full, without the written approval of UL Verification Services Inc.

RADIATED EMISSIONS

Marker	Frequency (MHz)	Meter Reading (dBuV)	Det	80430 3m ACF (dB/m)	Gain/Loss (dB)	Corrected Reading (dBuV/m)	Avg Limit (dBuV/m)	Margin (dB)	Peak Limit (dBuV/m)	PK Margin (dB)	Azimuth (Degs)	Height (cm)	Polarity
1	* 7423.729	55.14	PK-U	35.5	-44.33	46.31	-	-	74	-27.69	69	122	H
	* 7497.021	43.41	ADR	35.5	-44.34	34.57	54	-19.43	-	-	69	122	H
3	* 10810.716	54.4	PK-U	38	-41.11	51.29	-	-	74	-22.71	189	349	H
	* 10813.753	42.9	ADR	37.9	-41.14	39.66	54	-14.34	-	-	189	349	H
5	* 15429.248	52.65	PK-U	41.5	-39.13	55.02	-	-	74	-18.98	339	383	H
	* 15430.179	41.41	ADR	41.5	-39.03	43.88	54	-10.12	-	-	339	383	H
2	* 7261.629	55.62	PK-U	35.4	-44.58	46.44	-	-	74	-27.56	311	343	V
	* 7261.267	43.72	ADR	35.4	-44.61	34.51	54	-19.49	-	-	311	343	V
4	* 10817.062	54.08	PK-U	37.9	-41.18	50.8	-	-	74	-23.2	30	216	V
	* 10817.996	42.7	ADR	37.9	-41.17	39.43	54	-14.57	-	-	30	216	V
5	* 15431.904	52.92	PK-U	41.5	-39.01	55.41	-	-	74	-18.59	290	113	V
	* 15432.584	41.13	ADR	41.5	-38.92	43.71	54	-10.29	-	-	290	113	V

* - indicates frequency in CFR47 Pt 15 / IC RSS-Restricted Band
PK-U - U-NII: Maximum Peak
ADR - U-NII AD primary method, RMS average

UL VERIFICATION SERVICES INC.
47173 Benicia Street, Fremont, CA 94538; USA TEL:(510) 319-4000 FAX:(510) 661-0888
This report shall not be reproduced except in full, without the written approval of UL Verification Services Inc.

10.1.9. HDR8 HIGH POWER, UNII-1 BAND, BANDEDGE

ANT 6, SISO MODE

LOW CHANNEL, 5162MHz

HORIZONTAL RESULT

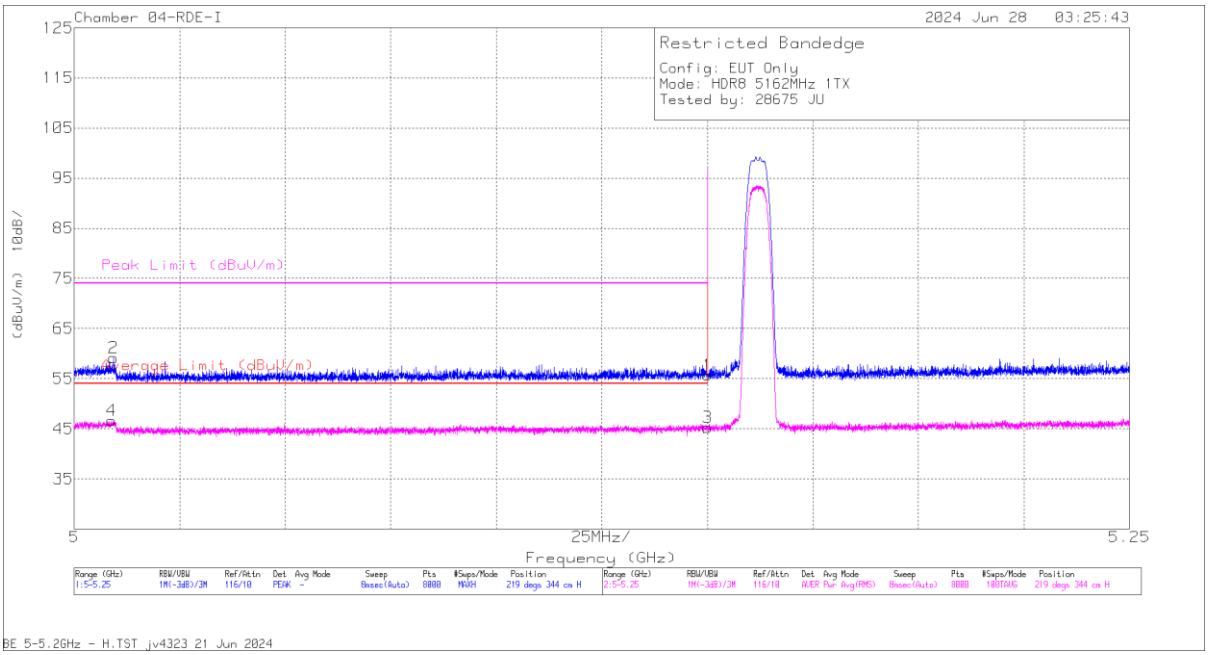

Marker	Frequency (GHz)	Meter Reading (dBuV)	Det	84797 ACF (dB/m)	CBL AMP Pad(dB)	Corrected Reading (dBuV/m)	Average Limit (dBuV/m)	Margin (dB)	Peak Limit (dBuV/m)	PK Margin (dB)	Azimuth (Degs)	Height (cm)	Polarity
1	* 5.15	38.72	Pk	34.2	-17.2	55.72	-	-	74	-18.28	219	344	H
2	* 5.009345	41.7	Pk	34	-16.5	59.2	-	-	74	-14.8	219	344	H
3	* 5.15	28.25	RMS	34.2	-17.2	45.25	54	-8.75	-	-	219	344	H
4	* 5.008939	29.12	RMS	34	-16.5	46.62	54	-7.38	-	-	219	344	H

* - indicates frequency in CFR47 Pt 15 / IC RSS-Restricted Band
Pk - Peak detector
RMS - RMS detection

UL VERIFICATION SERVICES INC.
47173 Benicia Street, Fremont, CA 94538; USA TEL:(510) 319-4000 FAX:(510) 661-0888
This report shall not be reproduced except in full, without the written approval of UL Verification Services Inc.

VERTICAL RESULT

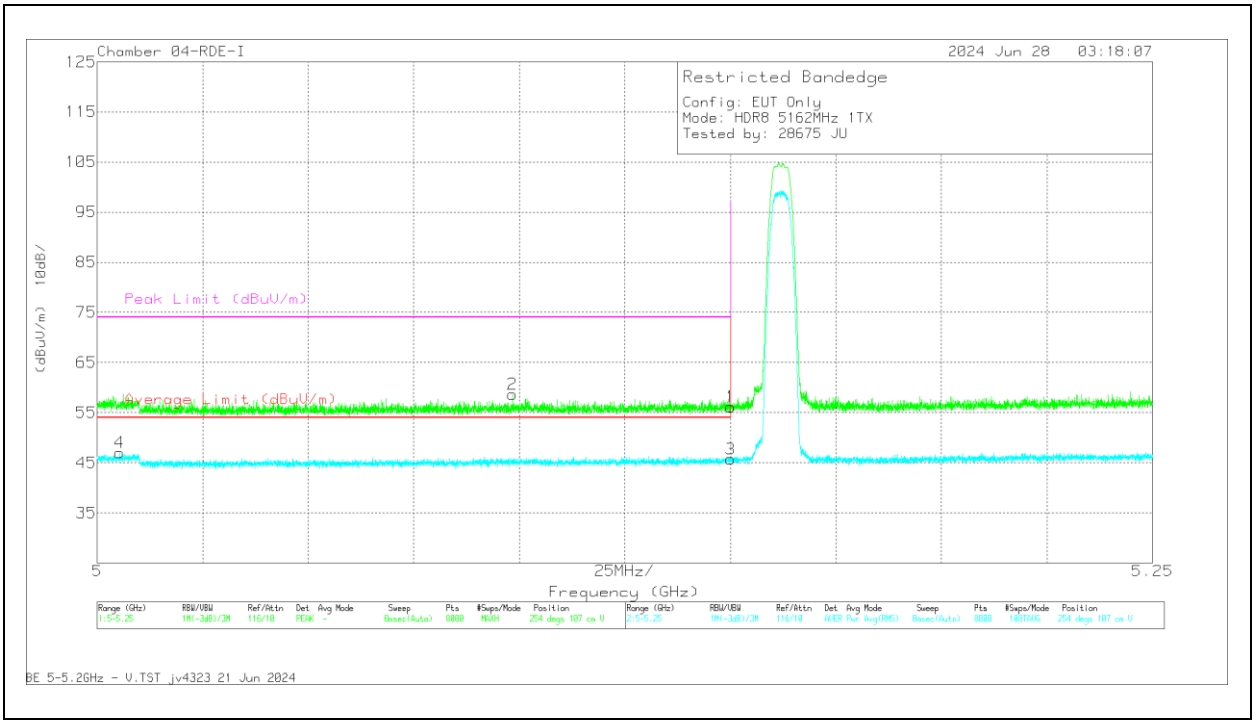

Marker	Frequency (GHz)	Meter Reading (dBuV)	Det	84797 ACF (dB/m)	CBL AMP Pad(dB)	Corrected Reading (dBuV/m)	Average Limit (dBuV/m)	Margin (dB)	Peak Limit (dBuV/m)	PK Margin (dB)	Azimuth (Degs)	Height (cm)	Polarity
1	* 5.15	39.21	Pk	34.2	-17.2	56.21	-	-	74	-17.79	254	107	V
2	* 5.098388	41.45	Pk	34.1	-16.9	58.65	-	-	74	-15.35	254	107	V
3	* 5.15	28.71	RMS	34.2	-17.2	45.71	54	-8.29	-	-	254	107	V
4	* 5.005282	29.78	RMS	34	-16.8	46.98	54	-7.02	-	-	254	107	V

* - indicates frequency in CFR47 Pt 15 / IC RSS-Restricted Band
Pk - Peak detector
RMS - RMS detection

UL VERIFICATION SERVICES INC.
47173 Benicia Street, Fremont, CA 94538; USA TEL:(510) 319-4000 FAX:(510) 661-0888
This report shall not be reproduced except in full, without the written approval of UL Verification Services Inc.

ANT 5, SISO MODE

LOW CHANNEL, 5162MHz

HORIZONTAL RESULT

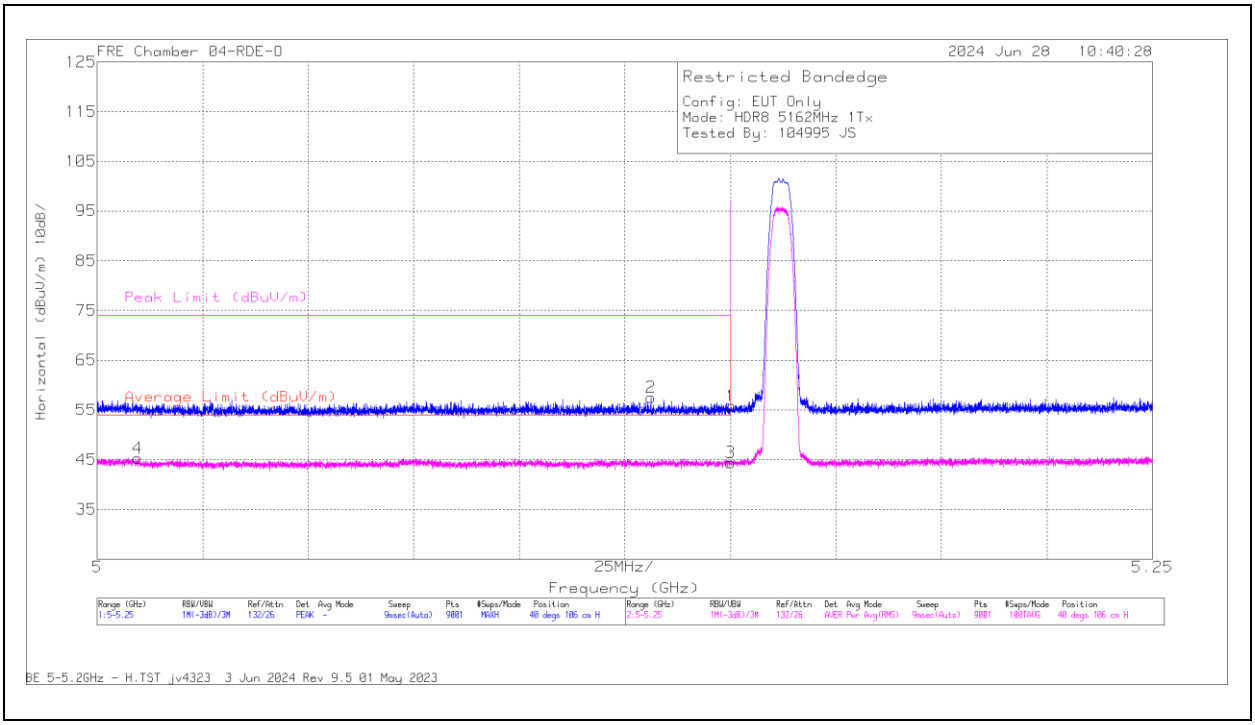

Marker	Frequency (GHz)	Meter Reading (dBuV)	Det	80402 1m ACF (dB/m)	Gain/Loss (dB)	Corrected Reading (dBuV/m)	Average Limit (dBuV/m)	Margin (dB)	Peak Limit (dBuV/m)	PK Margin (dB)	Azimuth (Degs)	Height (cm)	Polarity
4	5.009583	46.44	RMS	34.6	-35.74	45.3	54	-8.7	-	-	40	106	H
2	5.131223	58.48	Pk	34.7	-35.62	57.56	-	-	74	-16.44	40	106	H
1	5.15	56.53	Pk	34.7	-35.4	55.83	-	-	74	-18.17	40	106	H
3	5.15	45.1	RMS	34.7	-35.4	44.4	54	-9.6	-	-	40	106	H

Pk - Peak detector
RMS - RMS detection

UL VERIFICATION SERVICES INC.
47173 Benicia Street, Fremont, CA 94538; USA TEL:(510) 319-4000 FAX:(510) 661-0888
This report shall not be reproduced except in full, without the written approval of UL Verification Services Inc.

VERTICAL RESULT

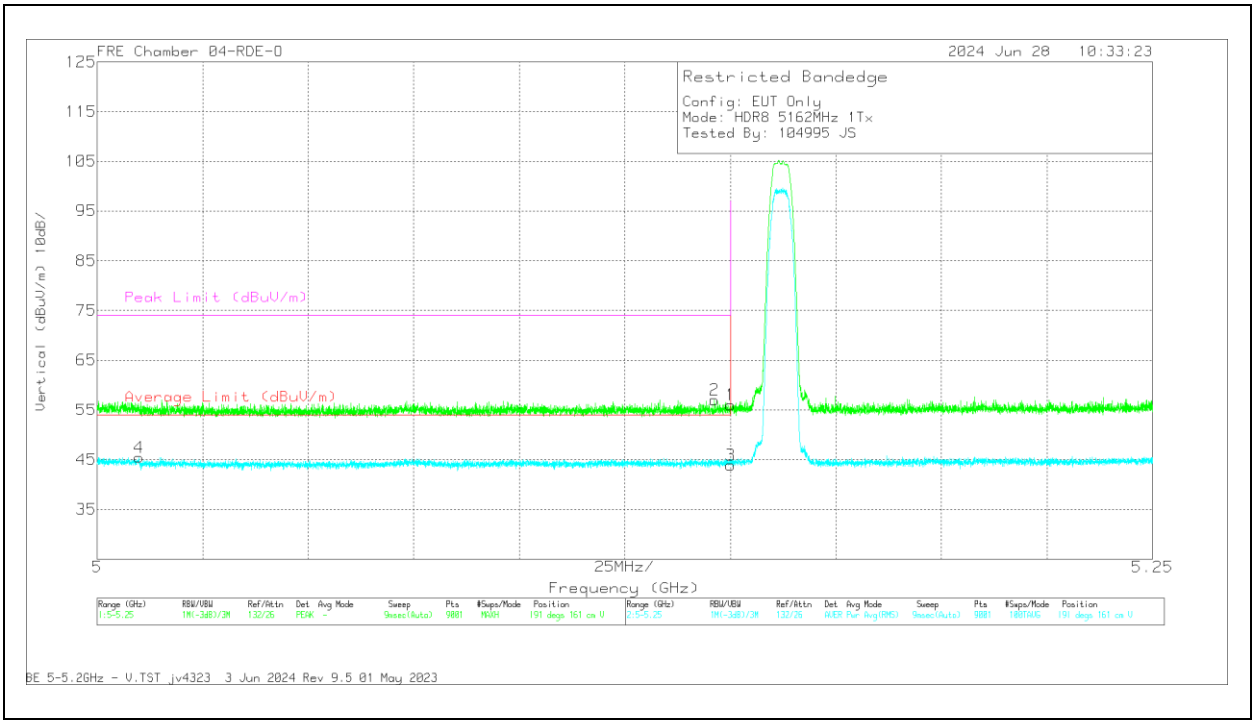

Marker	Frequency (GHz)	Meter Reading (dBuV)	Det	80402 1m ACF (dB/m)	Gain/Loss (dB)	Corrected Reading (dBuV/m)	Average Limit (dBuV/m)	Margin (dB)	Peak Limit (dBuV/m)	PK Margin (dB)	Azimuth (Degs)	Height (cm)	Polarity
4	5.009945	46.58	RMS	34.6	-35.71	45.47	54	-8.53	-	-	191	161	V
2	5.146279	57.87	Pk	34.7	-35.54	57.03	-	-	74	-16.97	191	161	V
1	5.15	56.71	Pk	34.7	-35.4	56.01	-	-	74	-17.99	191	161	V
3	5.15	44.57	RMS	34.7	-35.4	43.87	54	-10.13	-	-	191	161	V

Pk - Peak detector
RMS - RMS detection

UL VERIFICATION SERVICES INC.
47173 Benicia Street, Fremont, CA 94538; USA TEL:(510) 319-4000 FAX:(510) 661-0888
This report shall not be reproduced except in full, without the written approval of UL Verification Services Inc.

ANT 6 + ANT 5, MIMO TXBF MODE

LOW CHANNEL, 5162MHz

HORIZONTAL RESULT

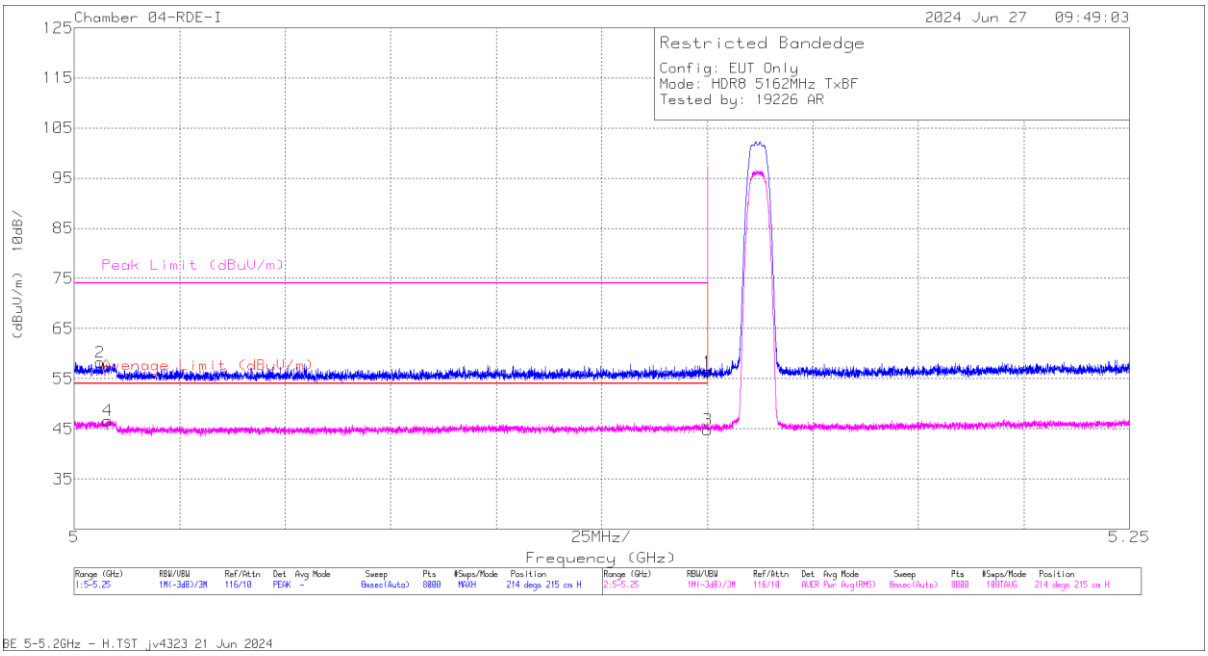

Marker	Frequency (GHz)	Meter Reading (dBuV)	Det	84797 ACF (dB/m)	CBL AMP Pad(dB)	Corrected Reading (dBuV/m)	Average Limit (dBuV/m)	Margin (dB)	Peak Limit (dBuV/m)	PK Margin (dB)	Azimuth (Degs)	Height (cm)	Polarity
1	* 5.15	39.35	Pk	34.2	-17.2	56.35	-	-	74	-17.65	214	215	H
2	* 5.006126	40.93	Pk	34	-16.7	58.23	-	-	74	-15.77	214	215	H
3	* 5.15	27.78	RMS	34.2	-17.2	44.78	54	-9.22	-	-	214	215	H
4	* 5.00797	29.25	RMS	34	-16.6	46.65	54	-7.35	-	-	214	215	H

* - indicates frequency in CFR47 Pt 15 / IC RSS-Restricted Band
Pk - Peak detector
RMS - RMS detection

UL VERIFICATION SERVICES INC.
47173 Benicia Street, Fremont, CA 94538; USA TEL:(510) 319-4000 FAX:(510) 661-0888
This report shall not be reproduced except in full, without the written approval of UL Verification Services Inc.

VERTICAL RESULT

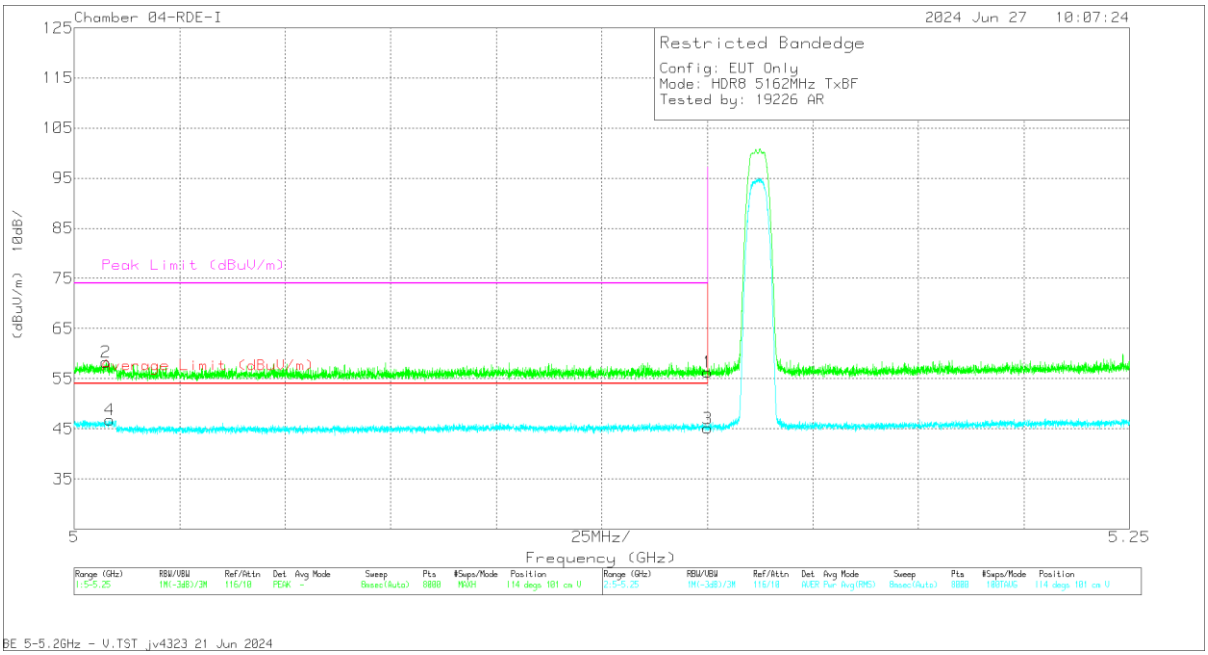

Marker	Frequency (GHz)	Meter Reading (dBuV)	Det	84797 ACF (dB/m)	CBL AMP Pad(dB)	Corrected Reading (dBuV/m)	Average Limit (dBuV/m)	Margin (dB)	Peak Limit (dBuV/m)	PK Margin (dB)	Azimuth (Degs)	Height (cm)	Polarity
1	* 5.15	39.31	Pk	34.2	-17.2	56.31	-	-	74	-17.69	114	101	V
2	* 5.007595	40.91	Pk	34	-16.6	58.31	-	-	74	-15.69	114	101	V
3	* 5.15	28.08	RMS	34.2	-17.2	45.08	54	-8.92	-	-	114	101	V
4	* 5.00847	29.41	RMS	34	-16.6	46.81	54	-7.19	-	-	114	101	V

* - indicates frequency in CFR47 Pt 15 / IC RSS-Restricted Band
Pk - Peak detector
RMS - RMS detection

UL VERIFICATION SERVICES INC.
47173 Benicia Street, Fremont, CA 94538; USA TEL:(510) 319-4000 FAX:(510) 661-0888
This report shall not be reproduced except in full, without the written approval of UL Verification Services Inc.

10.1.10. HDR8 HIGH POWER, UNII-1 BAND, MIMO TXBF MODE, HARMONIC AND SPURIOUS

LOW CHANNEL, 5162MHz

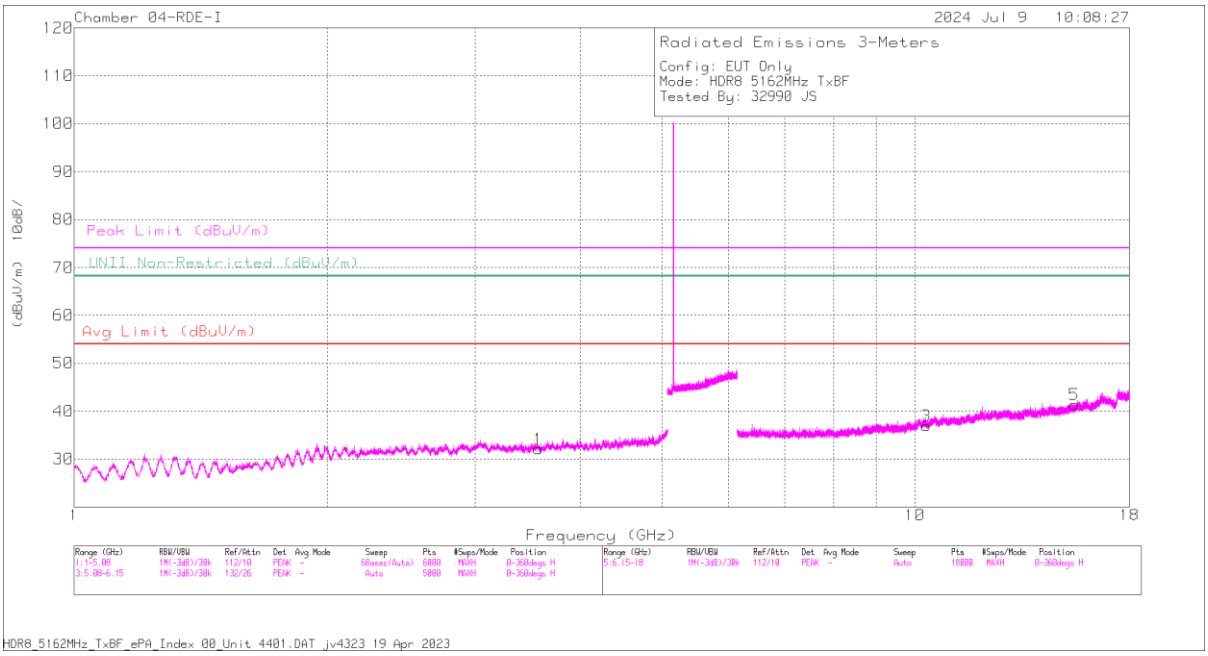

HORIZONTAL

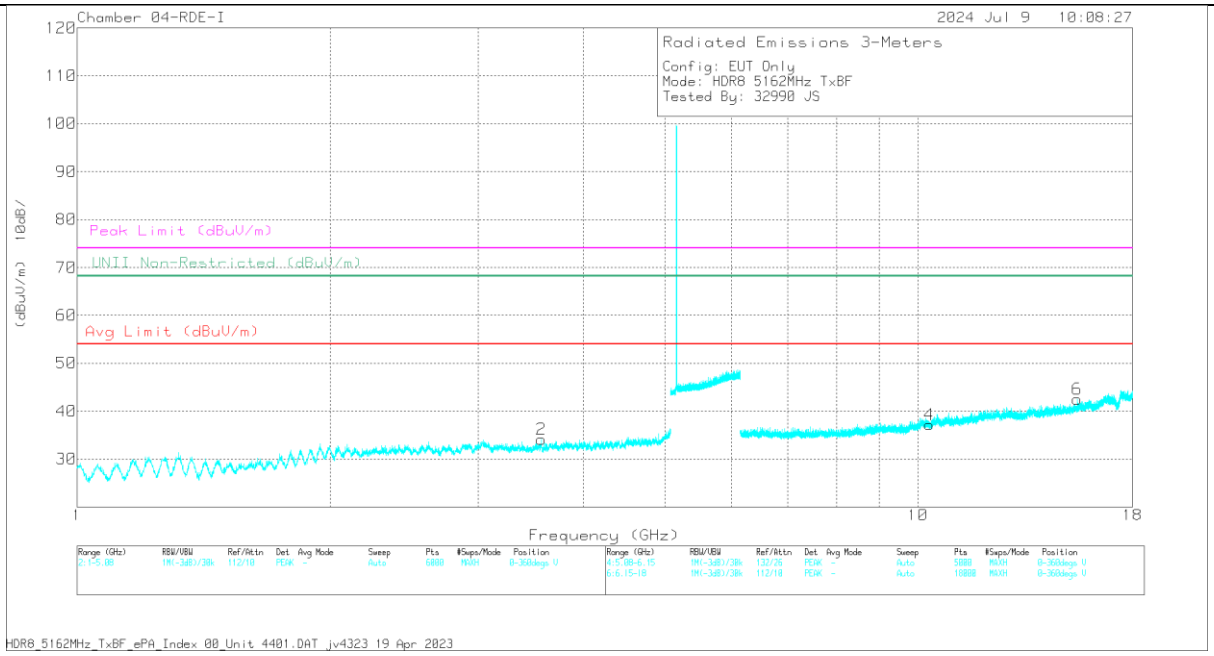

VERTICAL

UL VERIFICATION SERVICES INC.
47173 Benicia Street, Fremont, CA 94538; USA TEL:(510) 319-4000 FAX:(510) 661-0888

This report shall not be reproduced except in full, without the written approval of UL Verification Services Inc.

RADIATED EMISSIONS

Marker	Frequency (GHz)	Meter Reading (dBuV)	Det	200897 ACF (dB/m)	Gain/Loss (dB)	Corrected Reading (dBuV/m)	Avg Limit (dBuV/m)	Margin (dB)	Peak Limit (dBuV/m)	PK Margin (dB)	Azimuth (Degs)	Height (cm)	Polarity
1	3.566958	45.98	ADR	32.9	-47.29	31.59	54	-22.41	-	-	360	100	H
	3.567094	57.43	PK-U	32.9	-47.29	43.04	-	-	74	-30.96	360	100	H
2	3.567146	45.86	ADR	32.9	-47.29	31.47	54	-22.53	-	-	360	100	V
	3.568535	57.5	PK-U	32.9	-47.26	43.14	-	-	74	-30.86	360	100	V
4	10.322956	58.65	PK-U	37.4	-47.84	48.21	-	-	68.2	-19.99	360	201	V
3	10.325238	58.26	PK-U	37.4	-47.83	47.83	-	-	68.2	-20.37	360	100	H
5	15.485059	56.52	PK-U	40.1	-45.93	50.69	-	-	74	-23.31	360	100	H
	15.486896	45.82	ADR	40.1	-45.91	40.01	54	-13.99	-	-	360	200	V
6	15.485224	57.09	PK-U	40.1	-45.93	51.26	-	-	74	-22.74	360	200	V
	15.485529	45.55	ADR	40.1	-45.92	39.73	54	-14.27	-	-	360	100	H

PK-U - U-NII: Maximum Peak
ADR - U-NII AD primary method, RMS average

UL VERIFICATION SERVICES INC.
47173 Benicia Street, Fremont, CA 94538; USA TEL:(510) 319-4000 FAX:(510) 661-0888
This report shall not be reproduced except in full, without the written approval of UL Verification Services Inc.

MID CHANNEL, 5203MHz

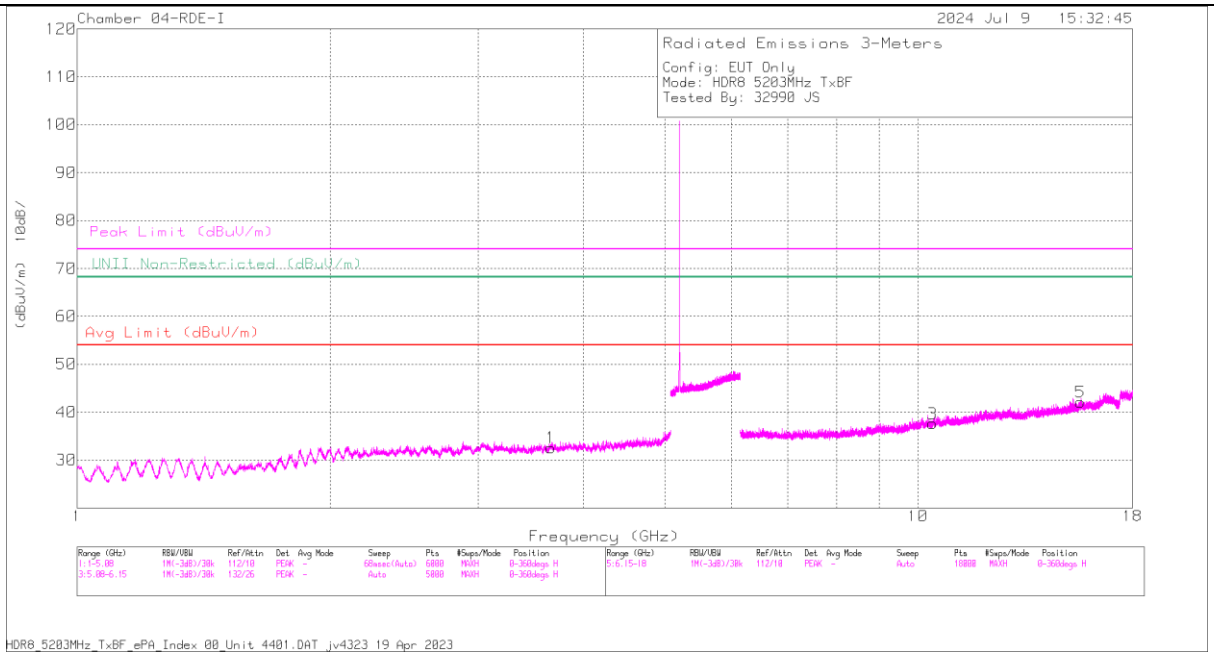

HORIZONTAL

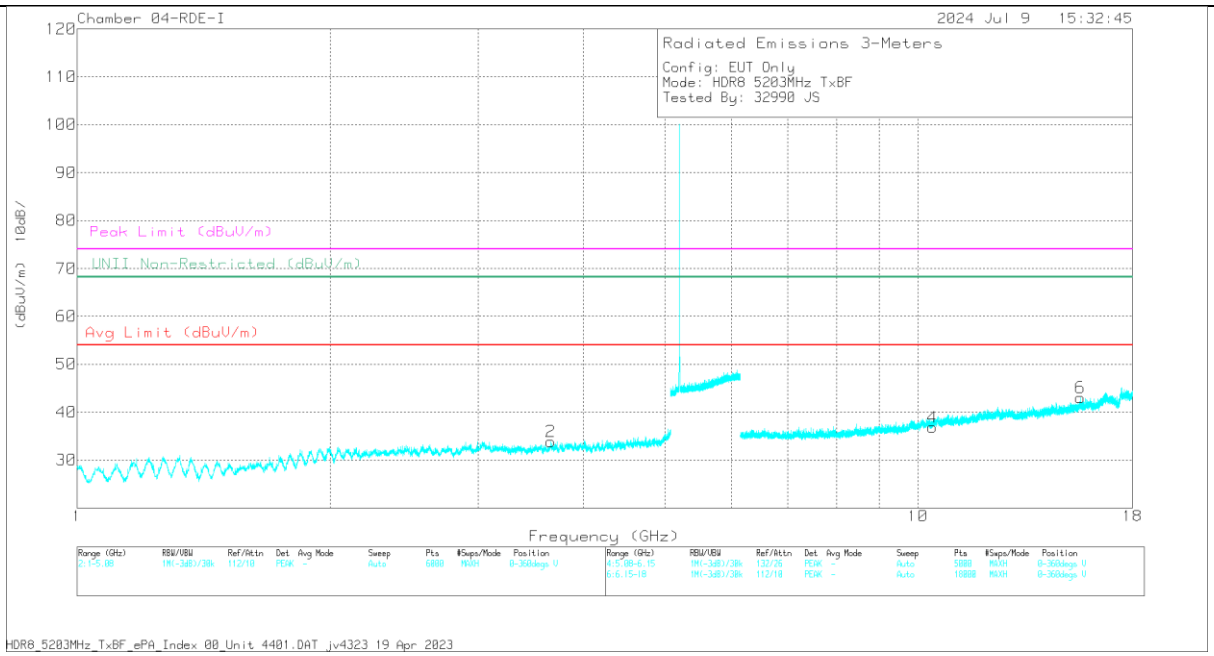

VERTICAL

UL VERIFICATION SERVICES INC.
47173 Benicia Street, Fremont, CA 94538; USA TEL:(510) 319-4000 FAX:(510) 661-0888
This report shall not be reproduced except in full, without the written approval of UL Verification Services Inc.

RADIATED EMISSIONS

	Frequency (GHz)	Meter Reading (dBuV)	Det	200897 ACF (dB/m)	Gain/Loss (dB)	Corrected Reading (dBuV/m)	Avg Limit (dBuV/m)	Margin (dB)	Peak Limit (dBuV/m)	PK Margin (dB)	Azimuth (Degs)	Height (cm)	Polarity
1	3.655872	57.83	PK-U	33.1	-47.34	43.59	-	-	74	-30.41	0	201	V
	3.655921	45.98	ADR	33.1	-47.34	31.74	54	-22.26	-	-	0	100	H
2	3.658005	58.15	PK-U	33.1	-47.29	43.96	-	-	74	-30.04	0	100	H
	3.658918	45.83	ADR	33.1	-47.29	31.64	54	-22.36	-	-	0	201	V
3	10.406068	58.27	PK-U	37.5	-47.57	48.2	-	-	68.2	-20	0	100	H
4	10.407881	58.31	PK-U	37.5	-47.57	48.24	-	-	68.2	-19.96	0	201	V
5	15.60683	45.15	ADR	40.2	-45.72	39.63	54	-14.37	-	-	0	100	H
	15.610143	56.74	PK-U	40.3	-45.72	51.32	-	-	74	-22.68	0	200	V
6	15.608561	56.84	PK-U	40.3	-45.68	51.46	-	-	74	-22.54	0	100	H
	15.609241	45.33	ADR	40.3	-45.69	39.94	54	-14.06	-	-	0	200	V

PK-U - U-NII: Maximum Peak
ADR - U-NII AD primary method, RMS average

UL VERIFICATION SERVICES INC.
47173 Benicia Street, Fremont, CA 94538; USA TEL:(510) 319-4000 FAX:(510) 661-0888
This report shall not be reproduced except in full, without the written approval of UL Verification Services Inc.

HIGH CHANNEL, 5245MHz

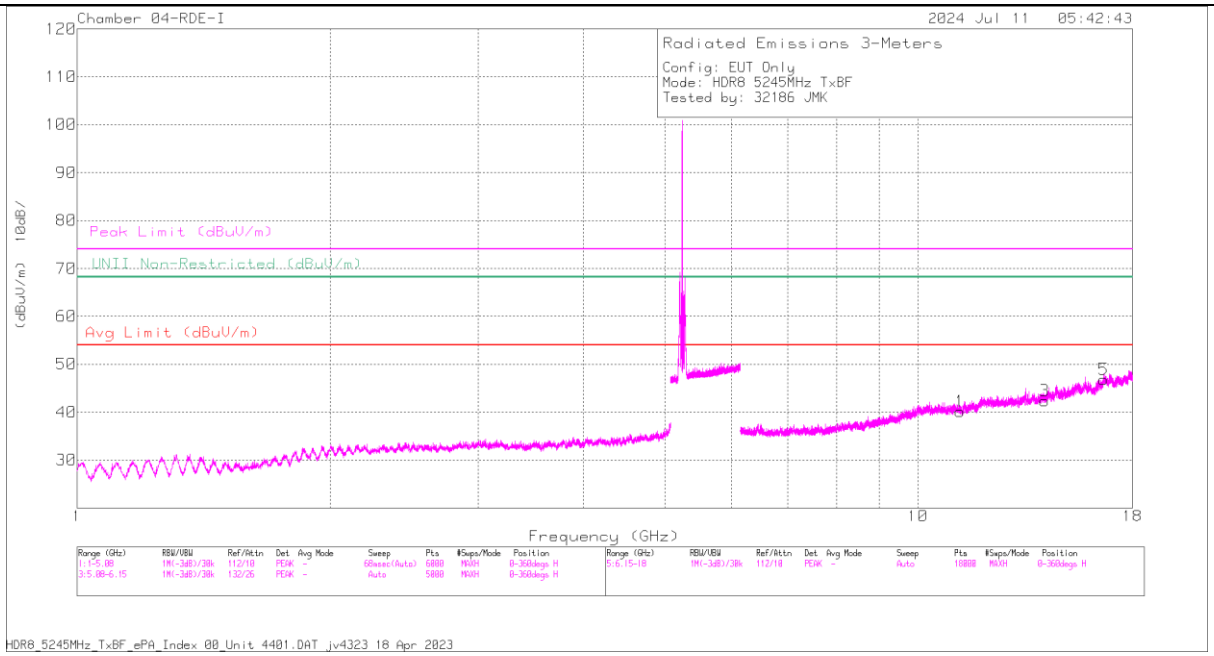

HORIZONTAL

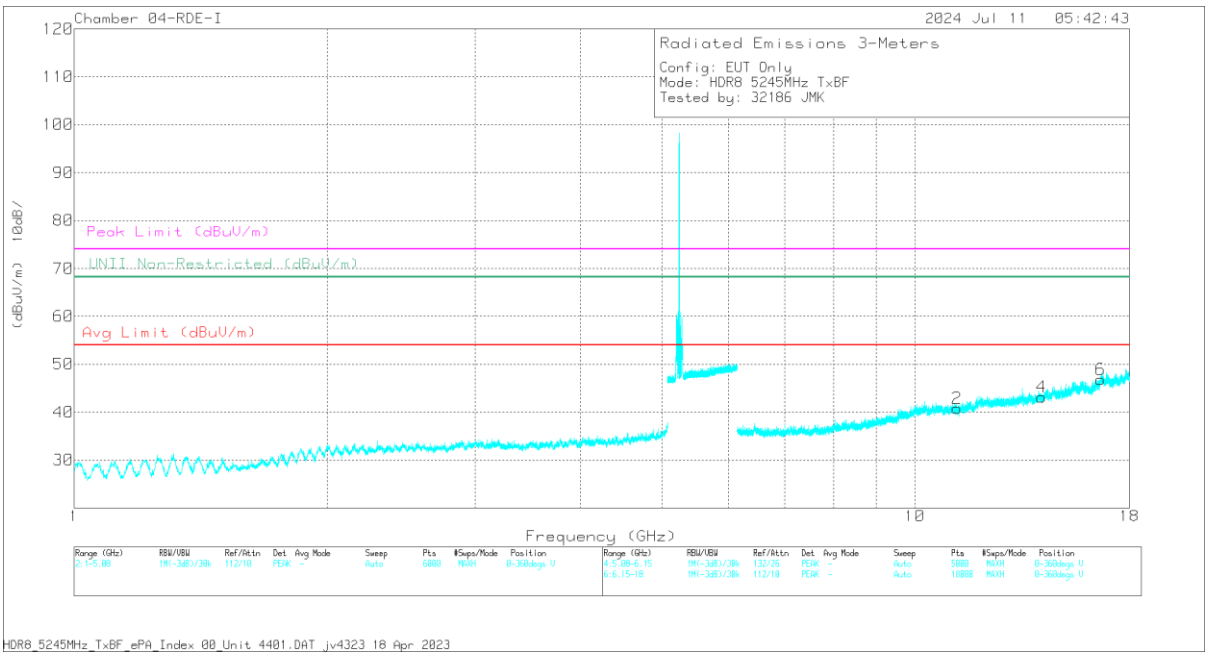

VERTICAL

UL VERIFICATION SERVICES INC.
47173 Benicia Street, Fremont, CA 94538; USA TEL:(510) 319-4000 FAX:(510) 661-0888

This report shall not be reproduced except in full, without the written approval of UL Verification Services Inc.

RADIATED EMISSIONS

Marker	Frequency (GHz)	Meter Reading (dBuV)	Det	80402 1m ACF (dB/m)	Gain/Loss (dB)	Corrected Reading (dBuV/m)	Avg Limit (dBuV/m)	Margin (dB)	Peak Limit (dBuV/m)	PK Margin (dB)	UNII Non-Restricted (dBuV/m)	PK Margin (dB)	Azimuth (Degs)	Height (cm)	Polarity
1	* 11.221382	52.04	PK-U	38.4	-39.7	50.74	-	-	74	-23.26	-	-	171	198	H
	* 11.221879	40.43	ADR	38.4	-39.7	39.13	54	-14.87	-	-	-	-	171	198	H
2	* 11.22039	52.21	PK-U	38.4	-39.64	50.97	-	-	74	-23.03	-	-	263	104	V
	* 11.219005	40.69	ADR	38.4	-39.6	39.49	54	-14.51	-	-	-	-	263	104	V
3	14.140111	52.74	PK-U	39.6	-38.91	53.43	-	-	-	-	68.2	-14.77	221	140	V
	14.142058	41.13	ADR	39.6	-39.1	41.63	-	-	-	-	-	-	330	240	H
4	14.142353	41.24	ADR	39.6	-39.1	41.74	-	-	-	-	-	-	221	140	V
	14.142569	52.67	PK-U	39.6	-39.1	53.17	-	-	-	-	68.2	-15.03	330	240	H
5	16.624613	41.97	ADR	41.8	-38.04	45.73	-	-	-	-	-	-	246	137	V
	16.625003	53.54	PK-U	41.8	-38	57.34	-	-	-	-	68.2	-10.86	175	251	H
6	16.625653	41.9	ADR	41.8	-37.93	45.77	-	-	-	-	-	-	175	251	H
	16.625697	53.59	PK-U	41.8	-37.93	57.46	-	-	-	-	68.2	-10.74	246	137	V

* - indicates frequency in CFR47 Pt 15 / IC RSS-Restricted Band
PK-U - U-NII: Maximum Peak
ADR - U-NII AD primary method, RMS average

UL VERIFICATION SERVICES INC.
47173 Benicia Street, Fremont, CA 94538; USA TEL:(510) 319-4000 FAX:(510) 661-0888
This report shall not be reproduced except in full, without the written approval of UL Verification Services Inc.

10.1.11. HDR8 LOW POWER, UNII-1 BAND, BANDEDGE

ANT 6, SISO MODE

LOW CHANNEL, 5162MHz

HORIZONTAL RESULT

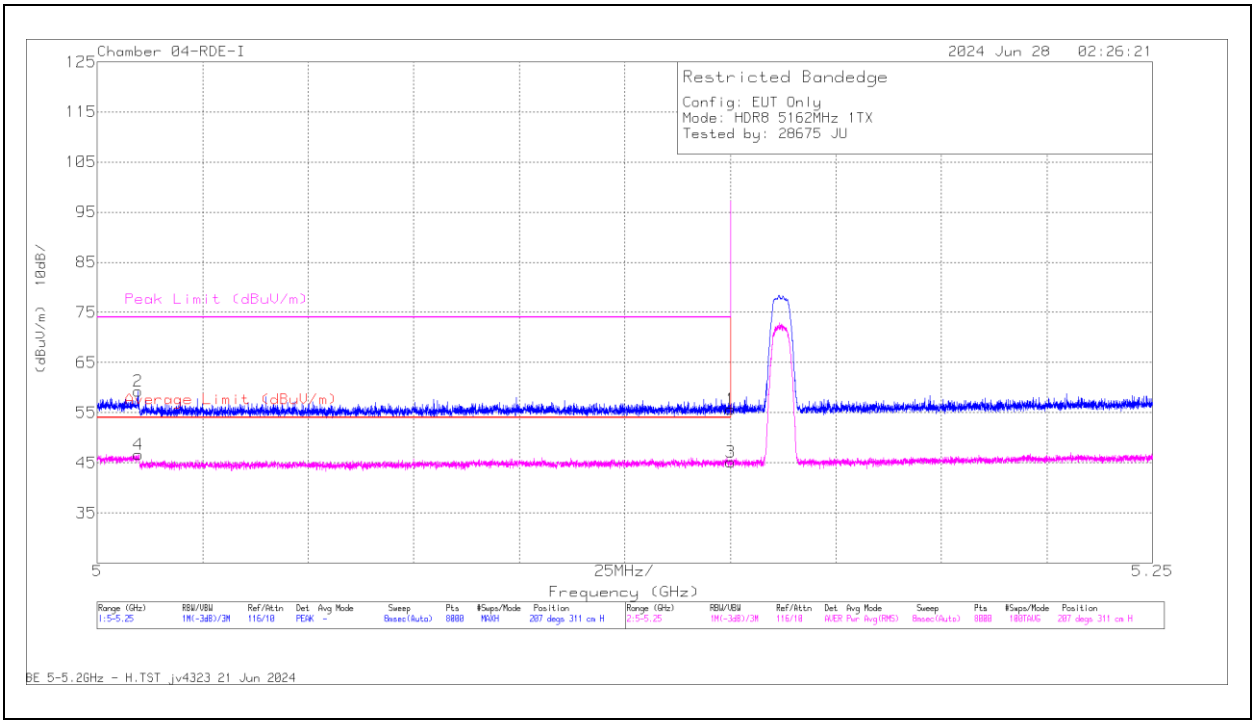

Marker	Frequency (GHz)	Meter Reading (dBuV)	Det	84797 ACF (dB/m)	CBL AMP Pad(dB)	Corrected Reading (dBuV/m)	Average Limit (dBuV/m)	Margin (dB)	Peak Limit (dBuV/m)	PK Margin (dB)	Azimuth (Degs)	Height (cm)	Polarity
1	* 5.15	38.64	Pk	34.2	-17.2	55.64	-	-	74	-18.36	207	311	H
2	* 5.009689	41.9	Pk	34	-16.6	59.3	-	-	74	-14.7	207	311	H
3	* 5.15	28.12	RMS	34.2	-17.2	45.12	54	-8.88	-	-	207	311	H
4	* 5.009751	29.25	RMS	34	-16.6	46.65	54	-7.35	-	-	207	311	H

* - indicates frequency in CFR47 Pt 15 / IC RSS-Restricted Band
Pk - Peak detector
RMS - RMS detection

UL VERIFICATION SERVICES INC.
47173 Benicia Street, Fremont, CA 94538; USA TEL:(510) 319-4000 FAX:(510) 661-0888
This report shall not be reproduced except in full, without the written approval of UL Verification Services Inc.

VERTICAL RESULT

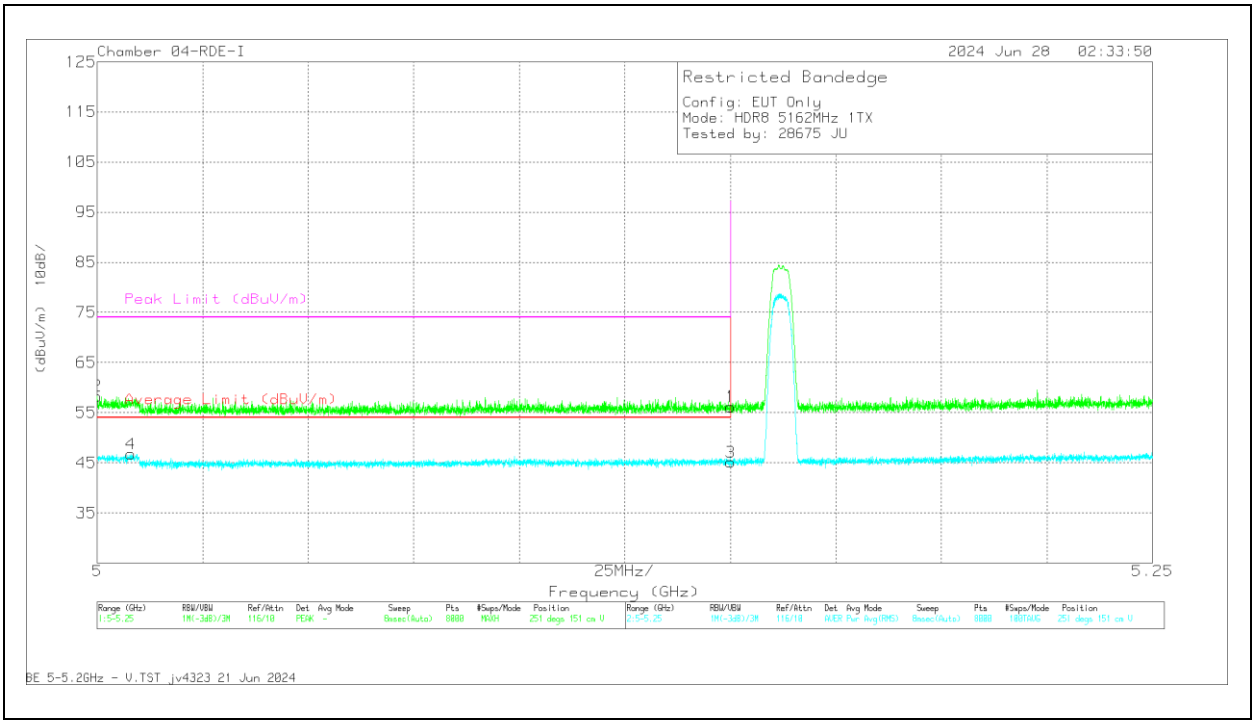

Marker	Frequency (GHz)	Meter Reading (dBuV)	Det	84797 ACF (dB/m)	CBL AMP Pad(dB)	Corrected Reading (dBuV/m)	Average Limit (dBuV/m)	Margin (dB)	Peak Limit (dBuV/m)	PK Margin (dB)	Azimuth (Degs)	Height (cm)	Polarity
1	* 5.15	39.19	Pk	34.2	-17.2	56.19	-	-	74	-17.81	251	151	V
2	* 5.000031	40.99	Pk	34	-16.7	58.29	-	-	74	-15.71	251	151	V
3	* 5.15	28.09	RMS	34.2	-17.2	45.09	54	-8.91	-	-	251	151	V
4	* 5.008032	29.32	RMS	34	-16.6	46.72	54	-7.28	-	-	251	151	V

* - indicates frequency in CFR47 Pt 15 / IC RSS-Restricted Band
Pk - Peak detector
RMS - RMS detection

UL VERIFICATION SERVICES INC.
47173 Benicia Street, Fremont, CA 94538; USA TEL:(510) 319-4000 FAX:(510) 661-0888
This report shall not be reproduced except in full, without the written approval of UL Verification Services Inc.

ANT 5, SISO MODE

LOW CHANNEL, 5162MHz

HORIZONTAL RESULT

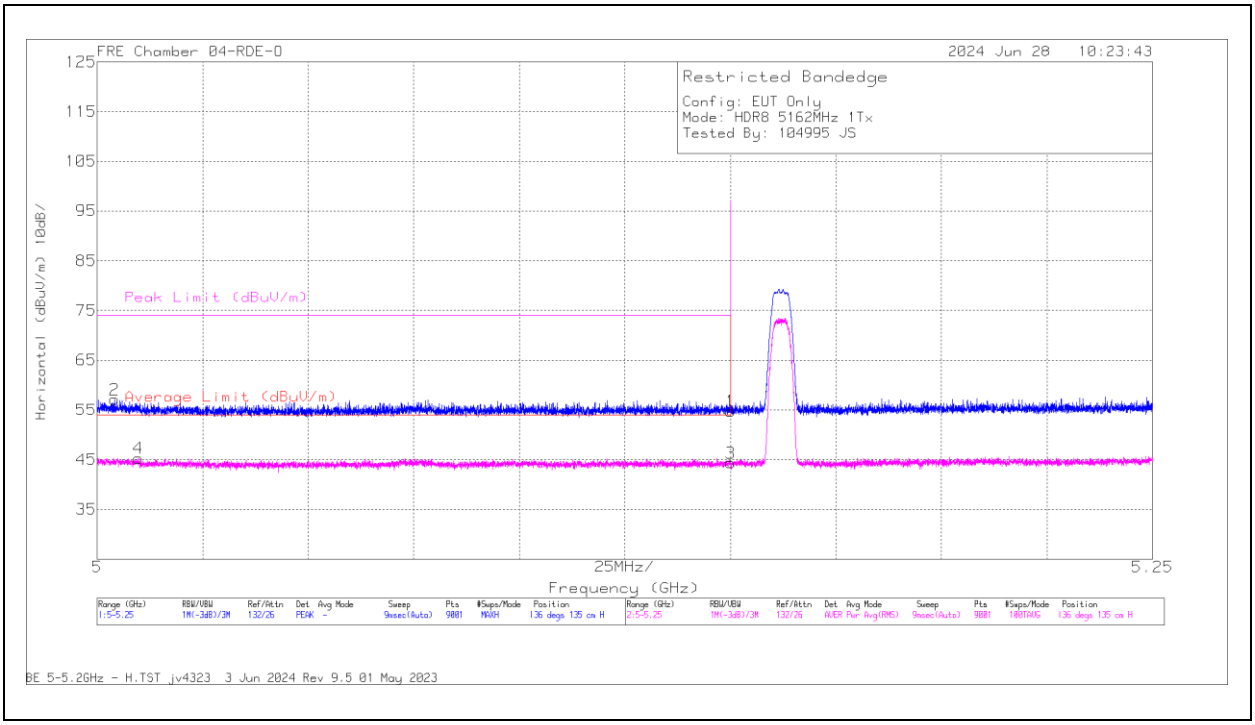

Marker	Frequency (GHz)	Meter Reading (dBuV)	Det	80402 1m ACF (dB/m)	Gain/Loss (dB)	Corrected Reading (dBuV/m)	Average Limit (dBuV/m)	Margin (dB)	Peak Limit (dBuV/m)	PK Margin (dB)	Azimuth (Degs)	Height (cm)	Polarity
2	5.004056	58.28	Pk	34.6	-35.8	57.08	-	-	74	-16.92	136	135	H
4	5.00975	46.43	RMS	34.6	-35.72	45.31	54	-8.69	-	-	136	135	H
1	5.15	55.44	Pk	34.7	-35.4	54.74	-	-	74	-19.26	136	135	H
3	5.15	45.04	RMS	34.7	-35.4	44.34	54	-9.66	-	-	136	135	H

Pk - Peak detector
RMS - RMS detection

UL VERIFICATION SERVICES INC.
47173 Benicia Street, Fremont, CA 94538; USA TEL:(510) 319-4000 FAX:(510) 661-0888
This report shall not be reproduced except in full, without the written approval of UL Verification Services Inc.

VERTICAL RESULT

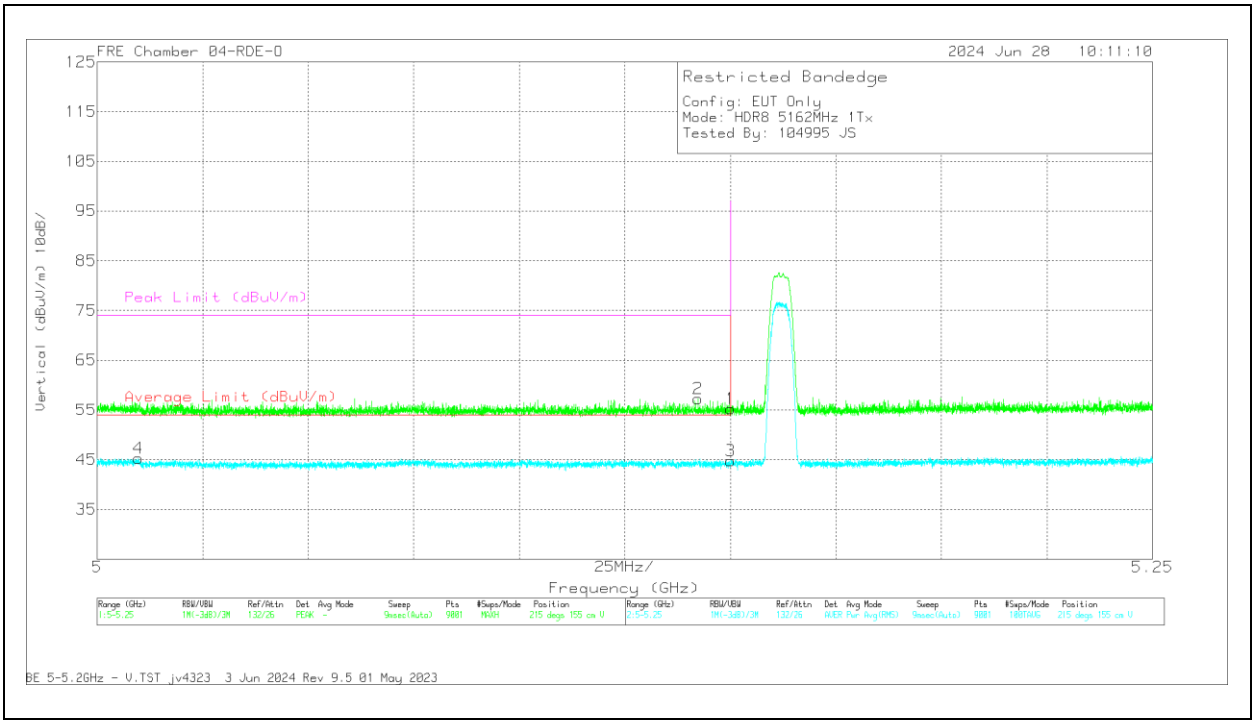

Marker	Frequency (GHz)	Meter Reading (dBuV)	Det	80402 1m ACF (dB/m)	Gain/Loss (dB)	Corrected Reading (dBuV/m)	Average Limit (dBuV/m)	Margin (dB)	Peak Limit (dBuV/m)	PK Margin (dB)	Azimuth (Degs)	Height (cm)	Polarity
4	5.00975	46.42	RMS	34.6	-35.72	45.3	54	-8.7	-	-	215	155	V
2	5.142362	58.15	Pk	34.7	-35.54	57.31	-	-	74	-16.69	215	155	V
1	5.15	55.98	Pk	34.7	-35.4	55.28	-	-	74	-18.72	215	155	V
3	5.15	45.5	RMS	34.7	-35.4	44.8	54	-9.2	-	-	215	155	V

Pk - Peak detector
RMS - RMS detection

UL VERIFICATION SERVICES INC.
47173 Benicia Street, Fremont, CA 94538; USA TEL:(510) 319-4000 FAX:(510) 661-0888
This report shall not be reproduced except in full, without the written approval of UL Verification Services Inc.

ANT 6 + ANT 5, MIMO TXBF MODE

LOW CHANNEL, 5162MHz

HORIZONTAL RESULT

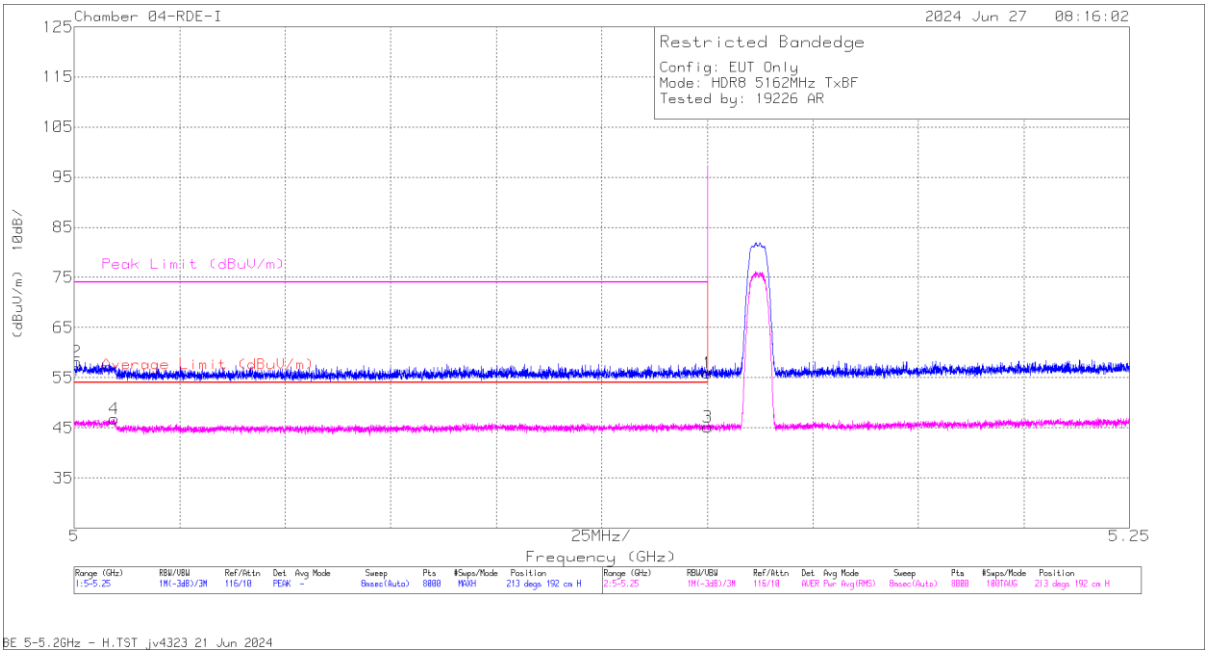

Marker	Frequency (GHz)	Meter Reading (dBuV)	Det	84797 ACF (dB/m)	CBL AMP Pad(dB)	Corrected Reading (dBuV/m)	Average Limit (dBuV/m)	Margin (dB)	Peak Limit (dBuV/m)	PK Margin (dB)	Azimuth (Degs)	Height (cm)	Polarity
1	* 5.15	38.92	Pk	34.2	-17.2	55.92	-	-	74	-18.08	213	192	H
2	* 5.000531	40.9	Pk	34	-16.7	58.2	-	-	74	-15.8	213	192	H
3	* 5.15	28.1	RMS	34.2	-17.2	45.1	54	-8.9	-	-	213	192	H
4	* 5.009407	29.23	RMS	34	-16.5	46.73	54	-7.27	-	-	213	192	H

* - indicates frequency in CFR47 Pt 15 / IC RSS-Restricted Band
Pk - Peak detector
RMS - RMS detection

UL VERIFICATION SERVICES INC.
47173 Benicia Street, Fremont, CA 94538; USA TEL:(510) 319-4000 FAX:(510) 661-0888
This report shall not be reproduced except in full, without the written approval of UL Verification Services Inc.

VERTICAL RESULT

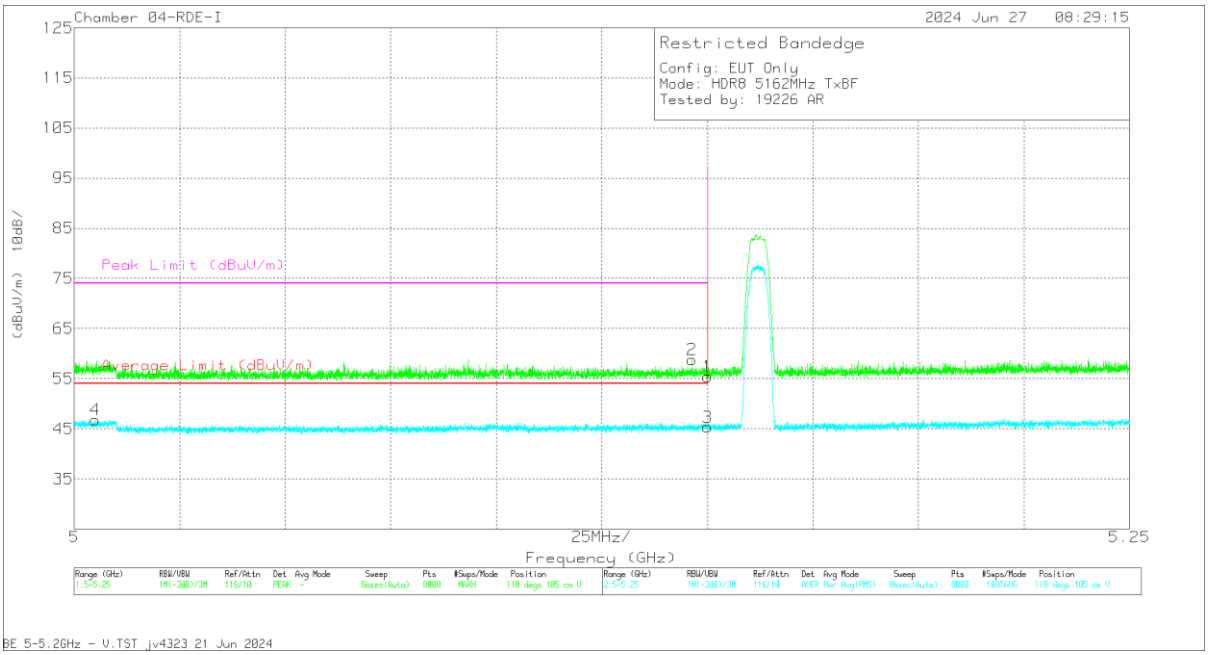

Marker	Frequency (GHz)	Meter Reading (dBuV)	Det	84797 ACF (dB/m)	CBL AMP Pad(dB)	Corrected Reading (dBuV/m)	Average Limit (dBuV/m)	Margin (dB)	Peak Limit (dBuV/m)	PK Margin (dB)	Azimuth (Degs)	Height (cm)	Polarity
1	* 5.15	38.44	Pk	34.2	-17.2	55.44	-	-	74	-18.56	118	105	V
2	* 5.146331	41.84	Pk	34.2	-17.2	58.84	-	-	74	-15.16	118	105	V
3	* 5.15	28.33	RMS	34.2	-17.2	45.33	54	-8.67	-	-	118	105	V
4	* 5.005032	29.58	RMS	34	-16.8	46.78	54	-7.22	-	-	118	105	V

* - indicates frequency in CFR47 Pt 15 / IC RSS-Restricted Band
Pk - Peak detector
RMS - RMS detection

UL VERIFICATION SERVICES INC.
47173 Benicia Street, Fremont, CA 94538; USA TEL:(510) 319-4000 FAX:(510) 661-0888
This report shall not be reproduced except in full, without the written approval of UL Verification Services Inc.

10.1.12. HDR8 LOW POWER, UNII-1 BAND, MIMO TXBF MODE HARMONIC AND SPURIOUS

LOW CHANNEL, 5162MHz

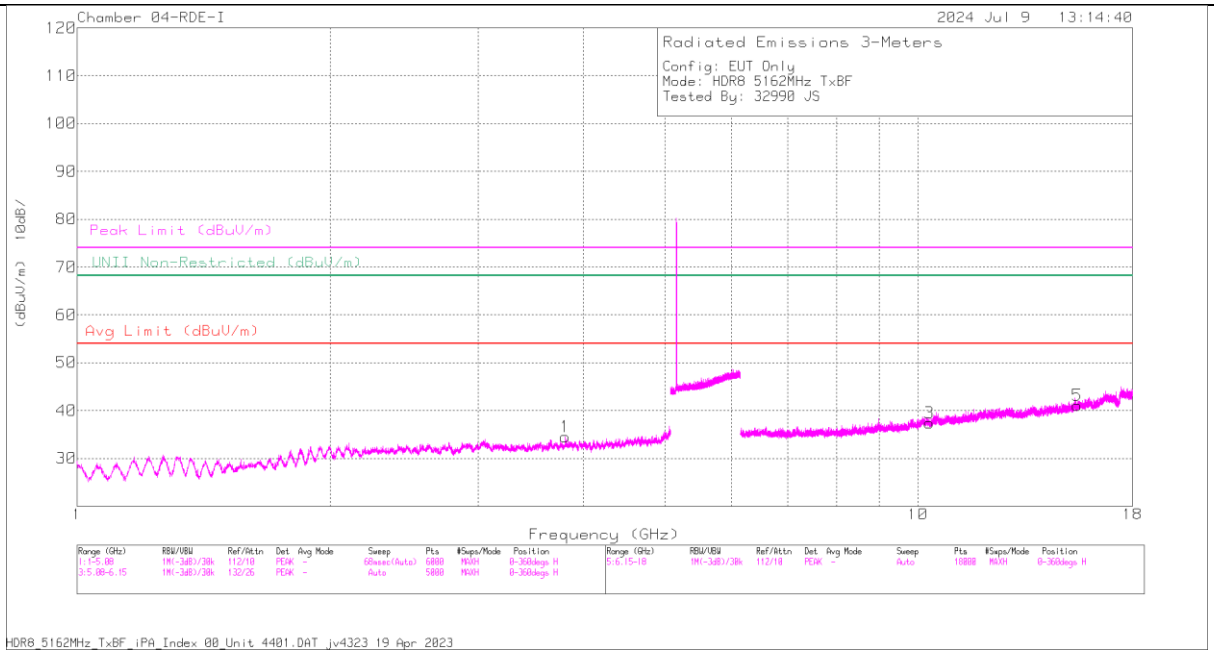

HORIZONTAL

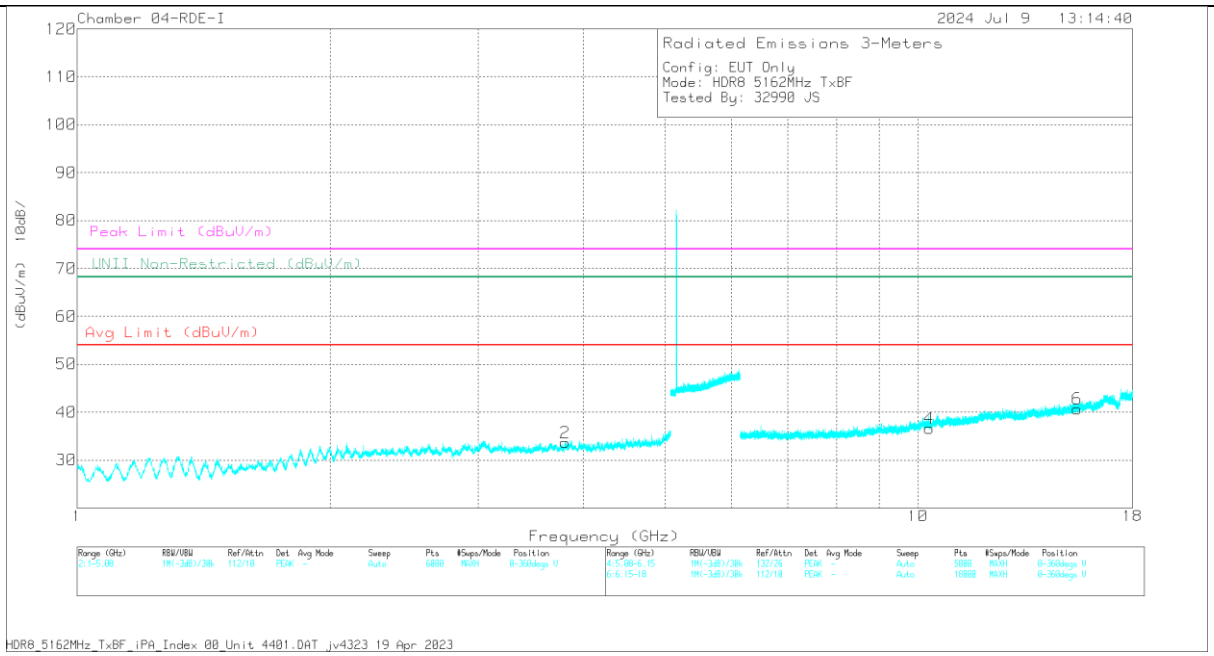

VERTICAL

UL VERIFICATION SERVICES INC.
47173 Benicia Street, Fremont, CA 94538; USA TEL:(510) 319-4000 FAX:(510) 661-0888

This report shall not be reproduced except in full, without the written approval of UL Verification Services Inc.

RADIATED EMISSIONS

Marker	Frequency (GHz)	Meter Reading (dBuV)	Det	200897 ACF (dB/m)	Gain/Loss (dB)	Corrected Reading (dBuV/m)	Avg Limit (dBuV/m)	Margin (dB)	Peak Limit (dBuV/m)	PK Margin (dB)	Azimuth (Degs)	Height (cm)	Polarity
1	3.807191	57.05	PK-U	33.3	-47.07	43.28	-	-	74	-30.72	0	100	H
	3.804804	45.56	ADR	33.3	-47.04	31.82	54	-22.18	-	-	0	100	H
2	3.805549	45.5	ADR	33.3	-47.05	31.75	54	-22.25	-	-	0	201	V
	3.806156	56.94	PK-U	33.3	-47.05	43.19	-	-	74	-30.81	0	201	V
3	10.322725	58.15	PK-U	37.4	-47.84	47.71	-	-	68.2	-20.49	0	100	H
4	10.323293	59.15	PK-U	37.4	-47.83	48.72	-	-	68.2	-19.48	0	201	V
6	15.484651	57.34	PK-U	40.1	-45.95	51.49	-	-	74	-22.51	0	200	V
	15.485278	45.48	ADR	40.1	-45.93	39.65	54	-14.35	-	-	0	200	V
5	15.48588	45.5	ADR	40.1	-45.92	39.68	54	-14.32	-	-	0	100	H
	15.486687	56.79	PK-U	40.1	-45.91	50.98	-	-	74	-23.02	0	100	H

PK-U - U-NII: Maximum Peak
ADR - U-NII AD primary method, RMS average

UL VERIFICATION SERVICES INC.
47173 Benicia Street, Fremont, CA 94538; USA TEL:(510) 319-4000 FAX:(510) 661-0888
This report shall not be reproduced except in full, without the written approval of UL Verification Services Inc.

MID CHANNEL, 5203MHz

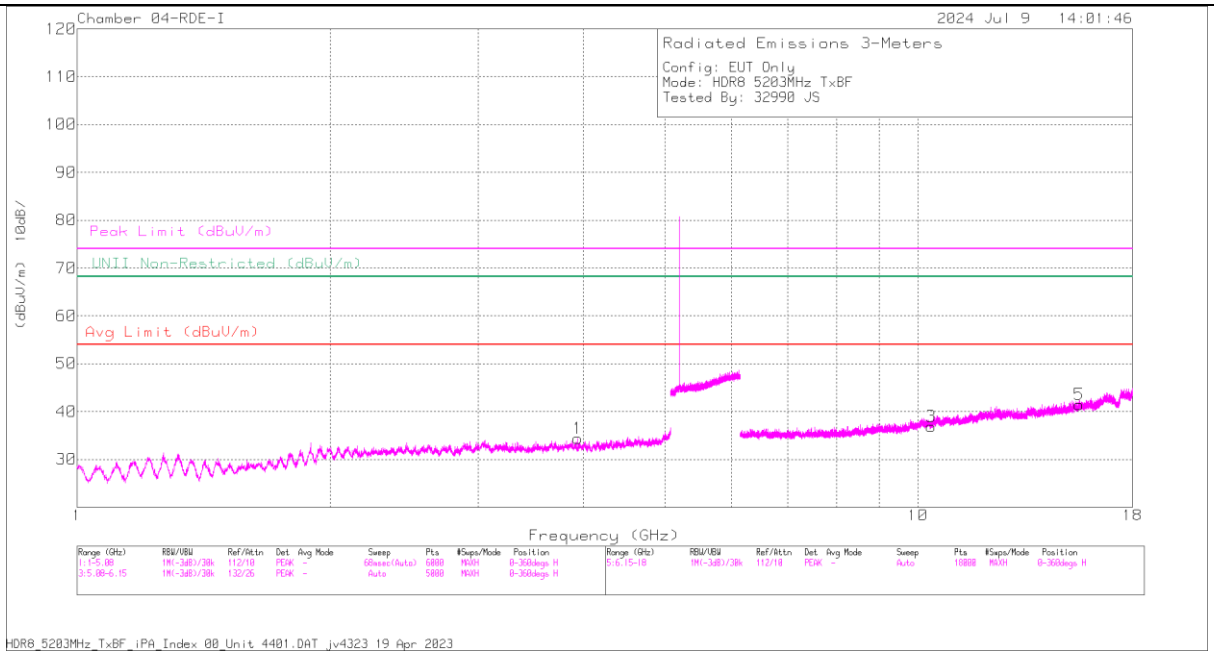

HORIZONTAL

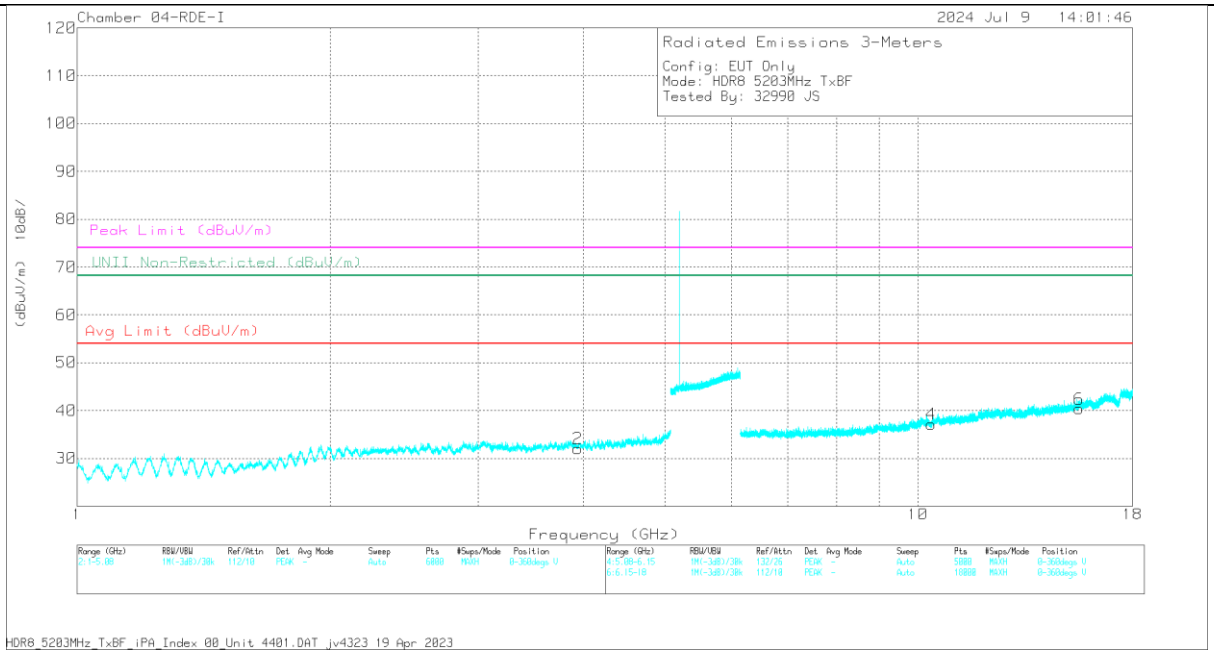

VERTICAL

UL VERIFICATION SERVICES INC.
47173 Benicia Street, Fremont, CA 94538; USA TEL:(510) 319-4000 FAX:(510) 661-0888
This report shall not be reproduced except in full, without the written approval of UL Verification Services Inc.

RADIATED EMISSIONS

Marker	Frequency (GHz)	Meter Reading (dBuV)	Det	200897 ACF (dB/m)	Gain/Loss (dB)	Corrected Reading (dBuV/m)	Avg Limit (dBuV/m)	Margin (dB)	Peak Limit (dBuV/m)	PK Margin (dB)	Azimuth (Degs)	Height (cm)	Polarity
1	3.939678	44.91	ADR	33.3	-47.2	31.01	54	-22.99	-	-	0	100	H
	3.940531	56.9	PK-U	33.3	-47.2	43	-	-	74	-31	0	100	H
2	3.938024	57.04	PK-U	33.3	-47.18	43.16	-	-	74	-30.84	0	201	V
	3.939887	44.98	ADR	33.3	-47.19	31.09	54	-22.91	-	-	0	201	V
4	10.367498	58.02	PK-U	37.4	-47.74	47.68	-	-	68.2	-20.52	0	201	V
3	10.367908	58.36	PK-U	37.4	-47.75	48.01	-	-	68.2	-20.19	0	100	H
5	15.548843	57.26	PK-U	40.2	-45.94	51.52	-	-	74	-22.48	0	100	H
	15.547541	45.35	ADR	40.2	-45.92	39.63	54	-14.37	-	-	0	100	H
6	15.547723	45.45	ADR	40.2	-45.91	39.74	54	-14.26	-	-	0	200	V
	15.548221	57.02	PK-U	40.2	-45.91	51.31	-	-	74	-22.69	0	200	V

PK-U - U-NII: Maximum Peak
ADR - U-NII AD primary method, RMS average

UL VERIFICATION SERVICES INC.
47173 Benicia Street, Fremont, CA 94538; USA TEL:(510) 319-4000 FAX:(510) 661-0888
This report shall not be reproduced except in full, without the written approval of UL Verification Services Inc.

HIGH CHANNEL, 5245MHz

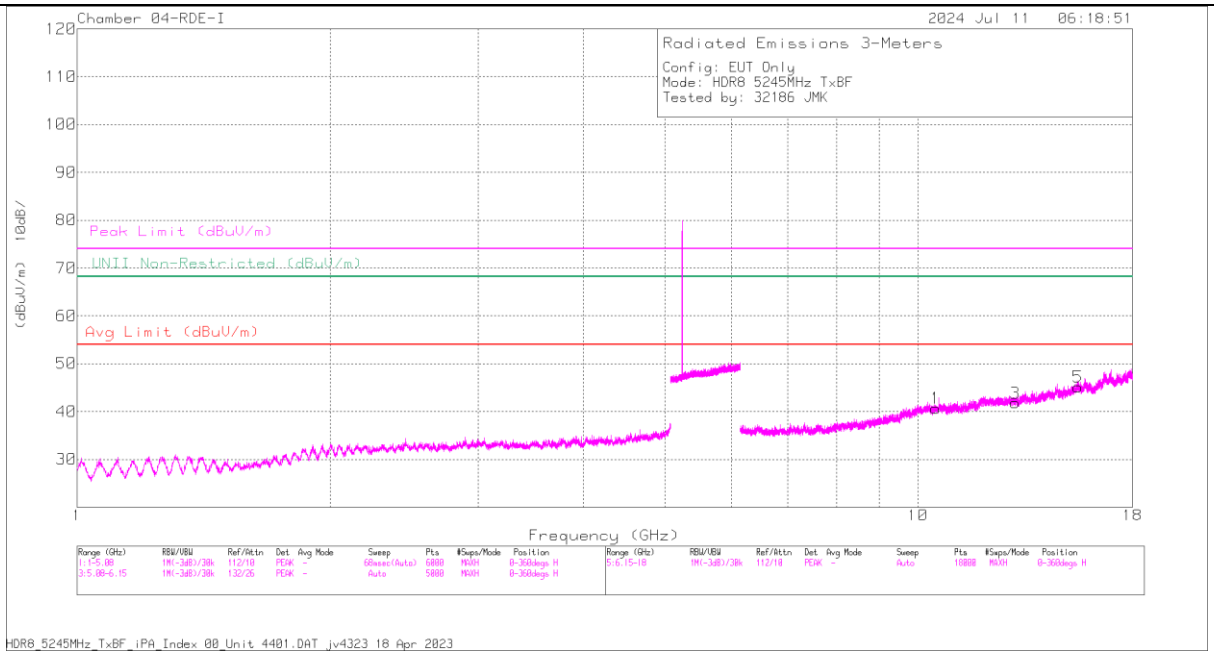

HORIZONTAL

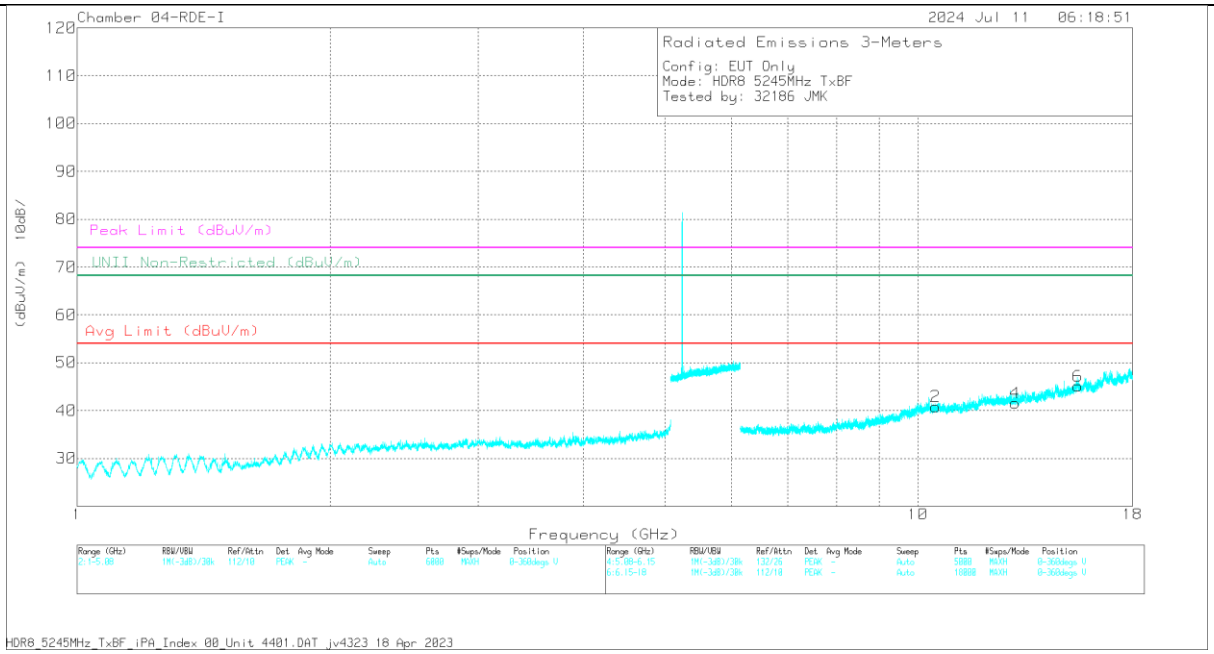

VERTICAL

UL VERIFICATION SERVICES INC.
47173 Benicia Street, Fremont, CA 94538; USA TEL:(510) 319-4000 FAX:(510) 661-0888

This report shall not be reproduced except in full, without the written approval of UL Verification Services Inc.

RADIATED EMISSIONS

Marker	Frequency (GHz)	Meter Reading (dBuV)	Det	80402 1m ACF (dB/m)	Gain/Loss (dB)	Corrected Reading (dBuV/m)	Avg Limit (dBuV/m)	Margin (dB)	Peak Limit (dBuV/m)	PK Margin (dB)	Azimuth (Degs)	Height (cm)	Polarity
5	* 15.494312	53.23	PK-U	40.9	-38.7	55.43	-	-	74	-18.57	356	147	H
	* 15.490941	41.76	ADR	40.9	-38.6	44.06	54	-9.94	-	-	356	147	H
6	* 15.492855	53.61	PK-U	40.9	-38.6	55.91	-	-	74	-18.09	34	148	V
	* 15.491762	41.77	ADR	40.9	-38.6	44.07	54	-9.93	-	-	34	148	V
2	10.498049	52.44	PK-U	38.6	-40.5	50.54	-	-	68.2	-17.66	151	187	V
1	10.498281	52.62	PK-U	38.6	-40.53	50.69	-	-	68.2	-17.51	118	118	H
4	13.065083	53.03	PK-U	39.1	-39.6	52.53	-	-	68.2	-15.67	301	172	V
3	13.066006	52.9	PK-U	39.1	-39.6	52.4	-	-	68.2	-15.8	46	207	H

* - indicates frequency in CFR47 Pt 15 / IC RSS-Restricted Band
PK-U - U-NII: Maximum Peak
ADR - U-NII AD primary method, RMS average

UL VERIFICATION SERVICES INC.
47173 Benicia Street, Fremont, CA 94538; USA TEL:(510) 319-4000 FAX:(510) 661-0888
This report shall not be reproduced except in full, without the written approval of UL Verification Services Inc.

10.1.13. BDR, HIGH POWER UNII-3 BANDEDGE

ANT 6, SISO MODE

LOW CHANNEL, 5733MHz

HORIZONTAL RESULT

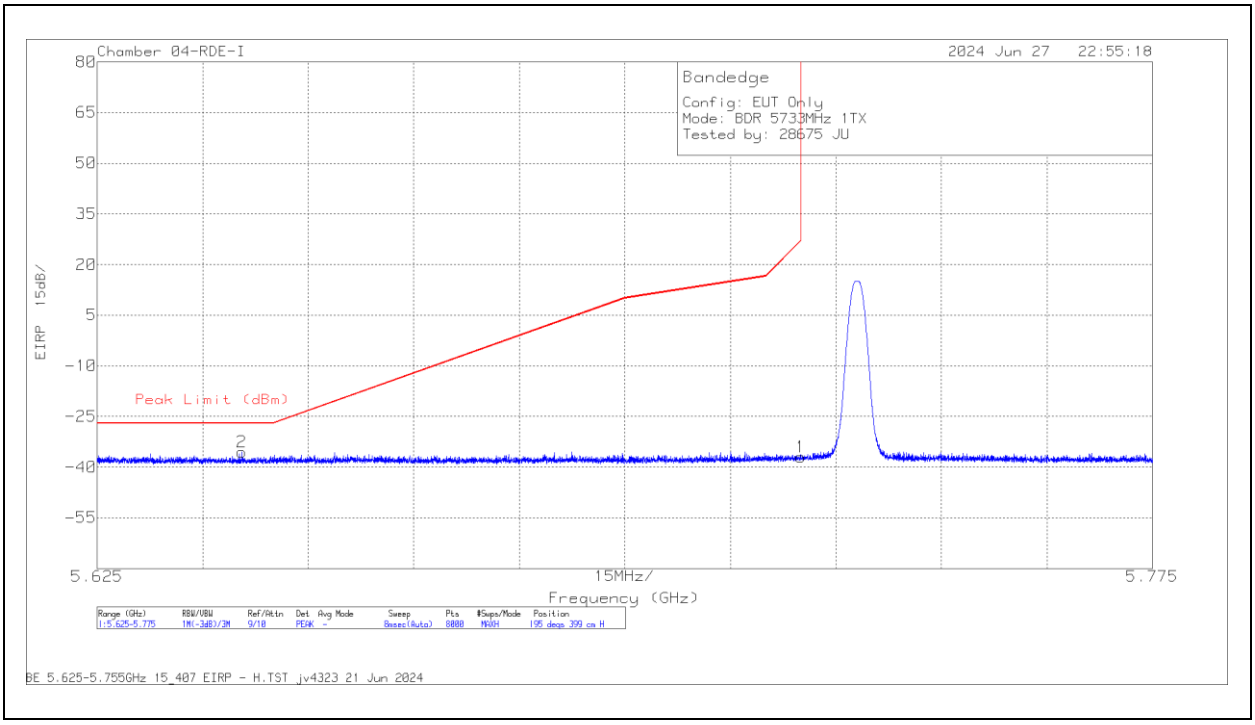

Marker	Frequency (GHz)	Meter Reading (dBm)	Det	84797 ACF (dB/m)	CBL AMP Pad(dB)	Conversion Factor (dB)	Corrected Reading EIRP (dBm)	Peak Limit (dBm)	PK Margin (dB)	Azimuth (Degs)	Height (cm)	Polarity
2	5.645533	-65.49	Pk	34.9	-16.7	11.8	-35.49	-27	-8.49	195	399	H
1	5.725	-67.02	Pk	34.9	-16.6	11.8	-36.92	27	-63.92	195	399	H

Pk - Peak detector

UL VERIFICATION SERVICES INC.
47173 Benicia Street, Fremont, CA 94538; USA TEL:(510) 319-4000 FAX:(510) 661-0888

This report shall not be reproduced except in full, without the written approval of UL Verification Services Inc.

VERTICAL RESULT

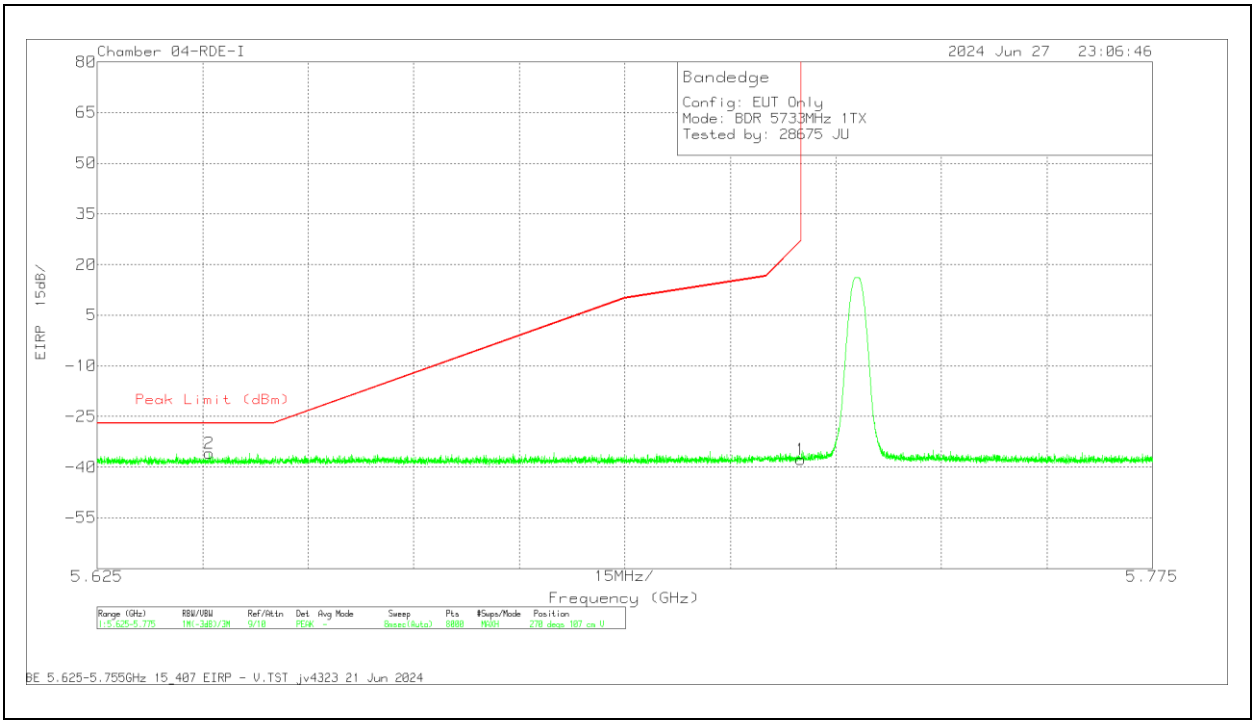

Marker	Frequency (GHz)	Meter Reading (dBm)	Det	84797 ACF (dB/m)	CBL AMP Pad(dB)	Conversion Factor (dB)	Corrected Reading EIRP (dBm)	Peak Limit (dBm)	PK Margin (dB)	Azimuth (Degs)	Height (cm)	Polarity
2	5.640902	-65.94	Pk	34.9	-16.7	11.8	-35.94	-27	-8.94	270	107	V
1	5.725	-67.86	Pk	34.9	-16.6	11.8	-37.76	27	-64.76	270	107	V

Pk - Peak detector

UL VERIFICATION SERVICES INC.
47173 Benicia Street, Fremont, CA 94538; USA TEL:(510) 319-4000 FAX:(510) 661-0888

This report shall not be reproduced except in full, without the written approval of UL Verification Services Inc.

HIGH CHANNEL, 5844MHz

HORIZONTAL RESULT

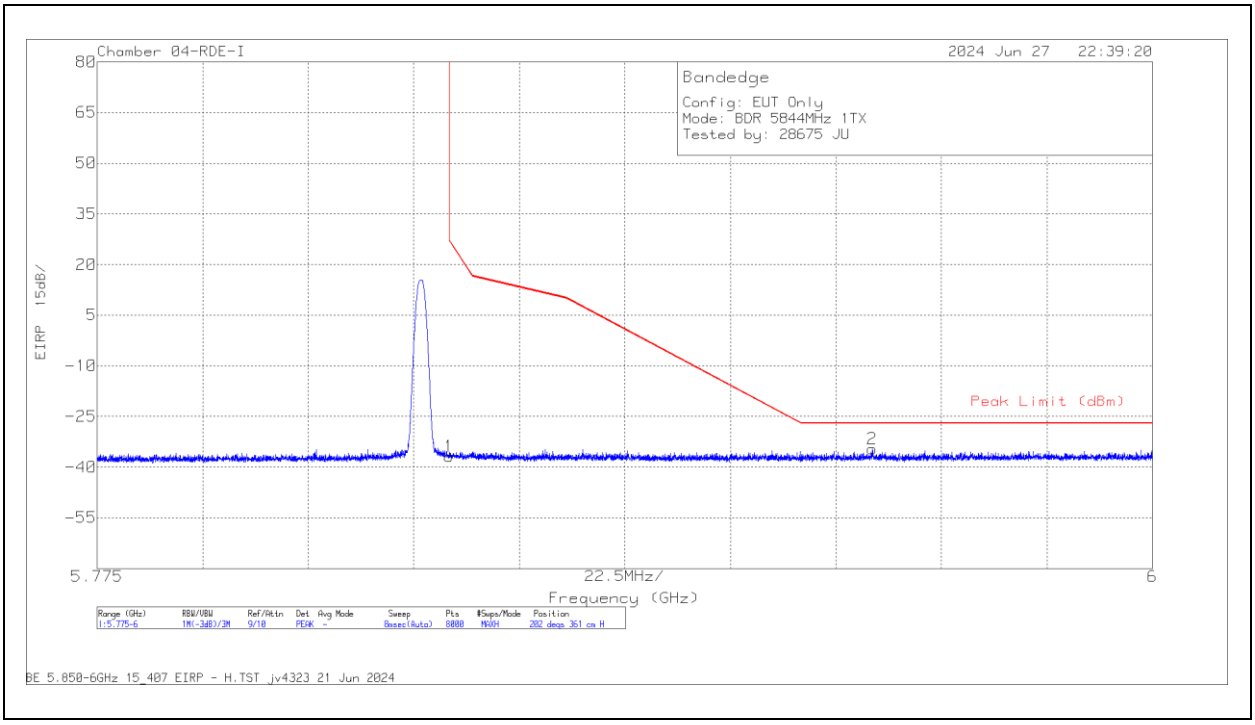

Marker	Frequency (GHz)	Meter Reading (dBm)	Det	84797 ACF (dB/m)	CBL AMP Pad(dB)	Conversion Factor (dB)	Corrected Reading EIRP (dBm)	Peak Limit (dBm)	PK Margin (dB)	Azimuth (Degs)	Height (cm)	Polarity
1	5.85	-68.13	Pk	35	-15.5	11.8	-36.83	27	-63.83	202	361	H
2	5.940202	-66.34	Pk	35.2	-15.3	11.8	-34.64	-27	-7.64	202	361	H

Pk - Peak detector

UL VERIFICATION SERVICES INC.
47173 Benicia Street, Fremont, CA 94538; USA TEL:(510) 319-4000 FAX:(510) 661-0888

This report shall not be reproduced except in full, without the written approval of UL Verification Services Inc.

VERTICAL RESULT

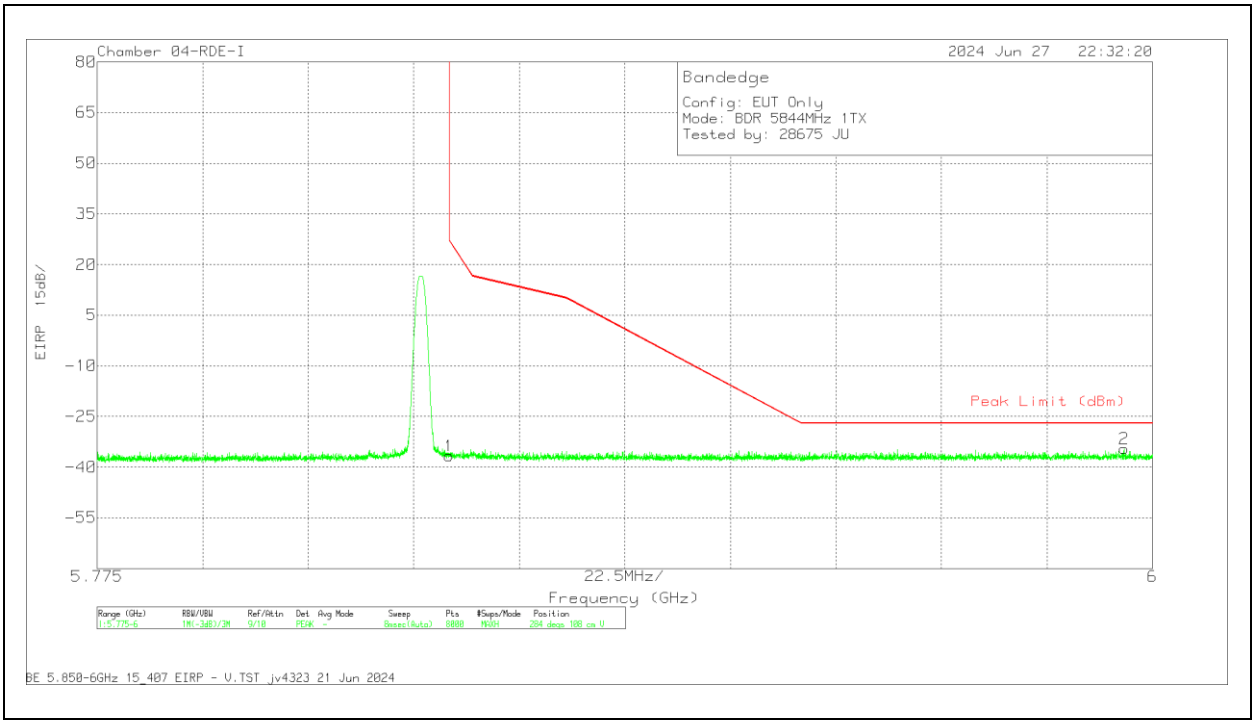

Marker	Frequency (GHz)	Meter Reading (dBm)	Det	84797 ACF (dB/m)	CBL AMP Pad(dB)	Conversion Factor (dB)	Corrected Reading EIRP (dBm)	Peak Limit (dBm)	PK Margin (dB)	Azimuth (Degs)	Height (cm)	Polarity
1	5.85	-68.01	Pk	35	-15.5	11.8	-36.71	27	-63.71	284	108	V
2	5.993928	-66	Pk	35.4	-15.7	11.8	-34.5	-27	-7.5	284	108	V

Pk - Peak detector

UL VERIFICATION SERVICES INC.
47173 Benicia Street, Fremont, CA 94538; USA TEL:(510) 319-4000 FAX:(510) 661-0888

This report shall not be reproduced except in full, without the written approval of UL Verification Services Inc.

ANT 5, SISO MODE

LOW CHANNEL, 5733MHz

HORIZONTAL RESULT

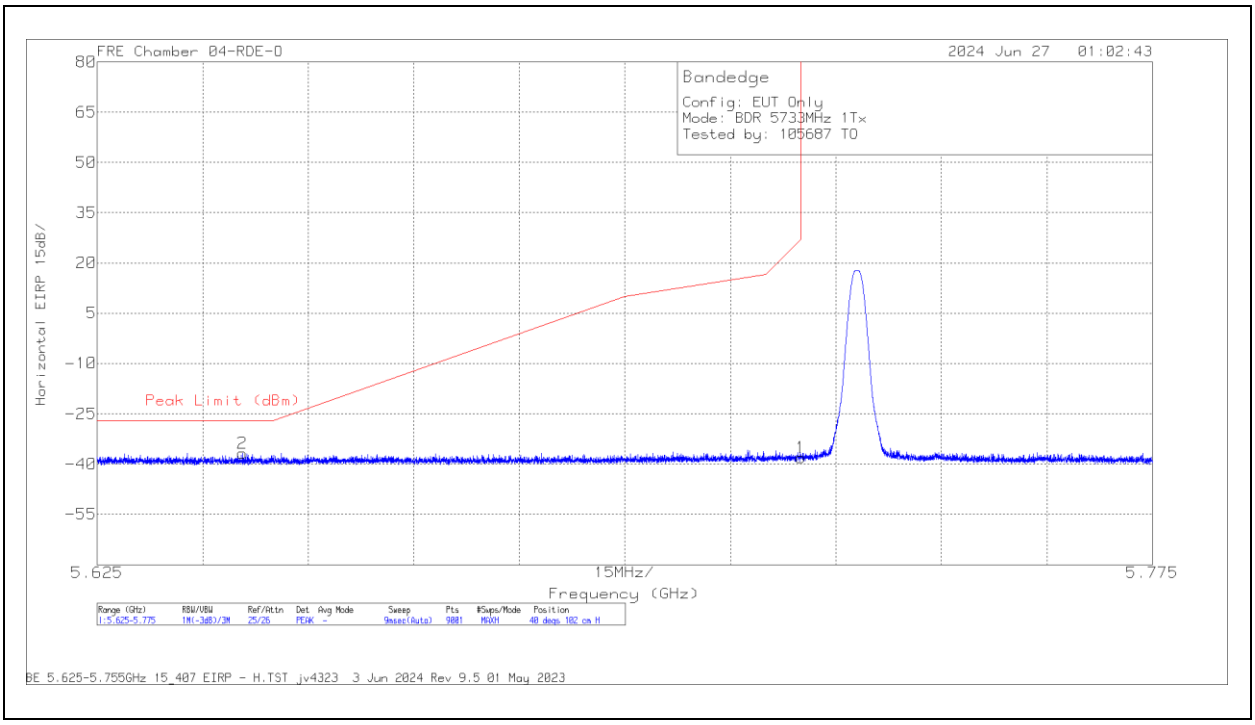

Marker	Frequency (GHz)	Meter Reading (dBm)	Det	80402 1m ACF (dB/m)	Conversion Factor (dB)	Gain/Loss (dB)	Corrected Reading EIRP (dBm)	Peak Limit (dBm)	PK Margin (dB)	Azimuth (Degs)	Height (cm)	Polarity
2	5.645684	-49.37	Pk	35.1	11.8	-34.23	-36.7	-27	-9.7	40	102	H
1	5.725	-51.02	Pk	35.2	11.8	-34.1	-38.12	27	-65.12	40	102	H

Pk - Peak detector

UL VERIFICATION SERVICES INC.
47173 Benicia Street, Fremont, CA 94538; USA TEL:(510) 319-4000 FAX:(510) 661-0888

This report shall not be reproduced except in full, without the written approval of UL Verification Services Inc.

VERTICAL RESULT

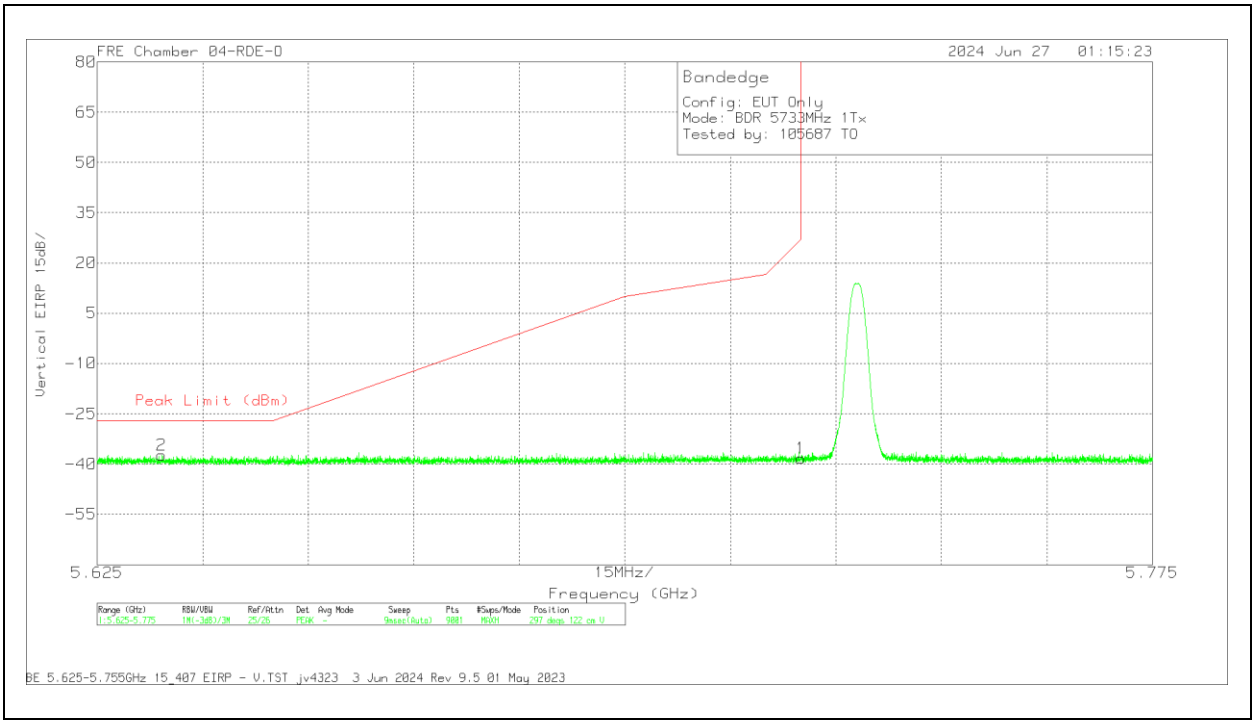

Marker	Frequency (GHz)	Meter Reading (dBm)	Det	80402 1m ACF (dB/m)	Conversion Factor (dB)	Gain/Loss (dB)	Corrected Reading EIRP (dBm)	Peak Limit (dBm)	PK Margin (dB)	Azimuth (Degs)	Height (cm)	Polarity
2	5.634167	-50.01	Pk	35.1	11.8	-34.2	-37.31	-27	-10.31	297	122	V
1	5.725	-51.19	Pk	35.2	11.8	-34.1	-38.29	27	-65.29	297	122	V

Pk - Peak detector

UL VERIFICATION SERVICES INC.
47173 Benicia Street, Fremont, CA 94538; USA TEL:(510) 319-4000 FAX:(510) 661-0888

This report shall not be reproduced except in full, without the written approval of UL Verification Services Inc.

HIGH CHANNEL, 5844MHz

HORIZONTAL RESULT

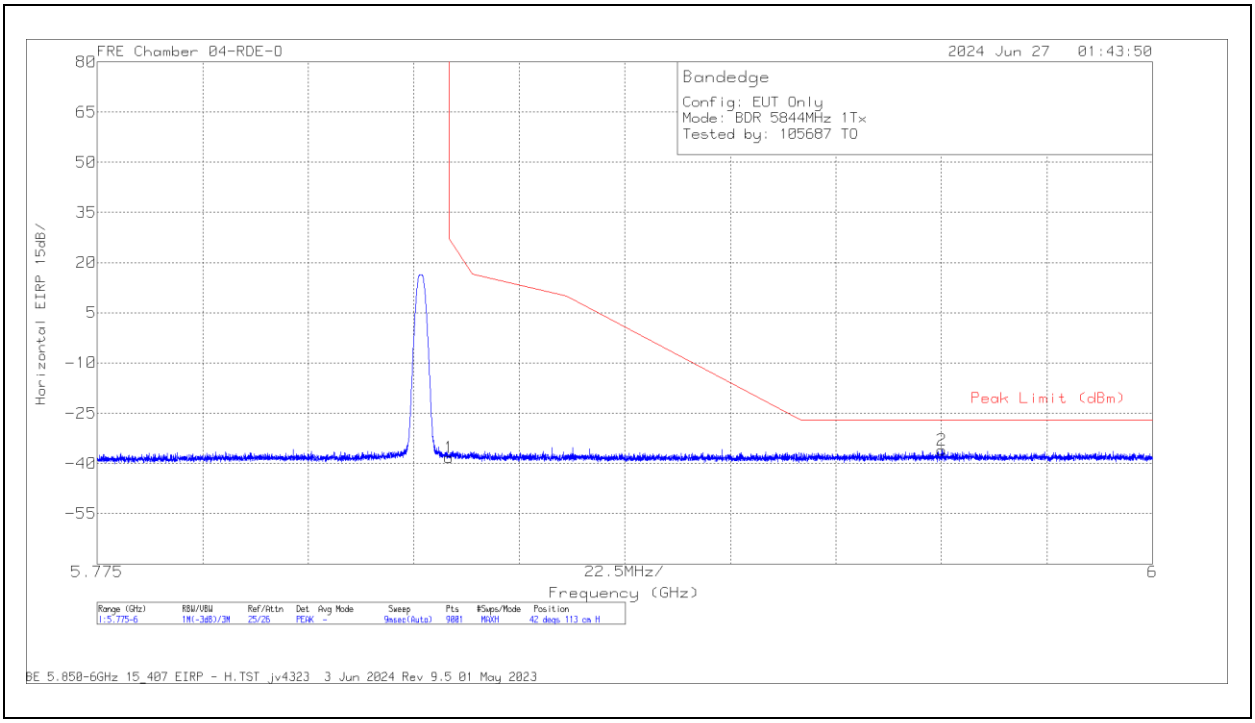

Marker	Frequency (GHz)	Meter Reading (dBm)	Det	80402 1m ACF (dB/m)	Conversion Factor (dB)	Gain/Loss (dB)	Corrected Reading EIRP (dBm)	Peak Limit (dBm)	PK Margin (dB)	Azimuth (Degs)	Height (cm)	Polarity
1	5.85	-51.71	Pk	35.4	11.8	-33.8	-38.31	27	-65.31	42	113	H
2	5.95515	-49.95	Pk	35.6	11.8	-33.52	-36.07	-27	-9.07	42	113	H

Pk - Peak detector

UL VERIFICATION SERVICES INC.
47173 Benicia Street, Fremont, CA 94538; USA TEL:(510) 319-4000 FAX:(510) 661-0888

This report shall not be reproduced except in full, without the written approval of UL Verification Services Inc.

VERTICAL RESULT

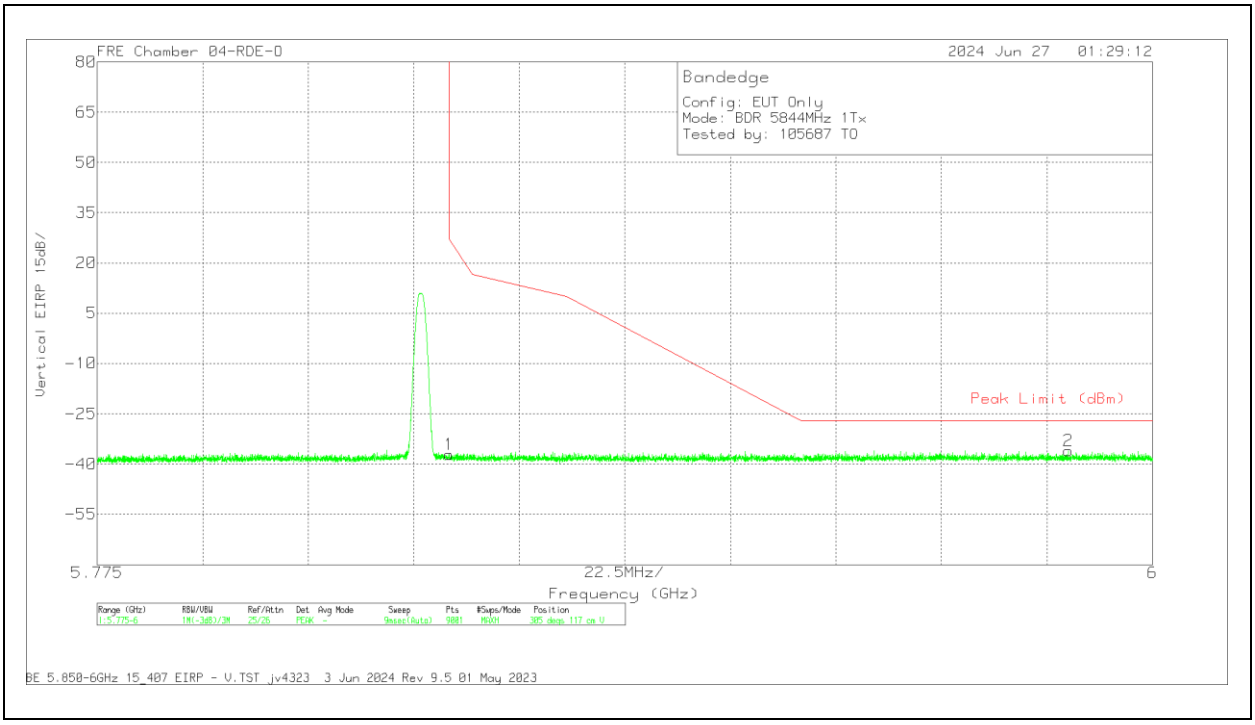

Marker	Frequency (GHz)	Meter Reading (dBm)	Det	80402 1m ACF (dB/m)	Conversion Factor (dB)	Gain/Loss (dB)	Corrected Reading EIRP (dBm)	Peak Limit (dBm)	PK Margin (dB)	Azimuth (Degs)	Height (cm)	Polarity
1	5.85	-50.48	Pk	35.4	11.8	-33.8	-37.08	27	-64.08	305	117	V
2	5.982075	-49.71	Pk	35.6	11.8	-33.7	-36.01	-27	-9.01	305	117	V

Pk - Peak detector

UL VERIFICATION SERVICES INC.
47173 Benicia Street, Fremont, CA 94538; USA TEL:(510) 319-4000 FAX:(510) 661-0888

This report shall not be reproduced except in full, without the written approval of UL Verification Services Inc.

ANT 6 + ANT 5, MIMO TXBF MODE

LOW CHANNEL, 5733MHz

HORIZONTAL RESULT

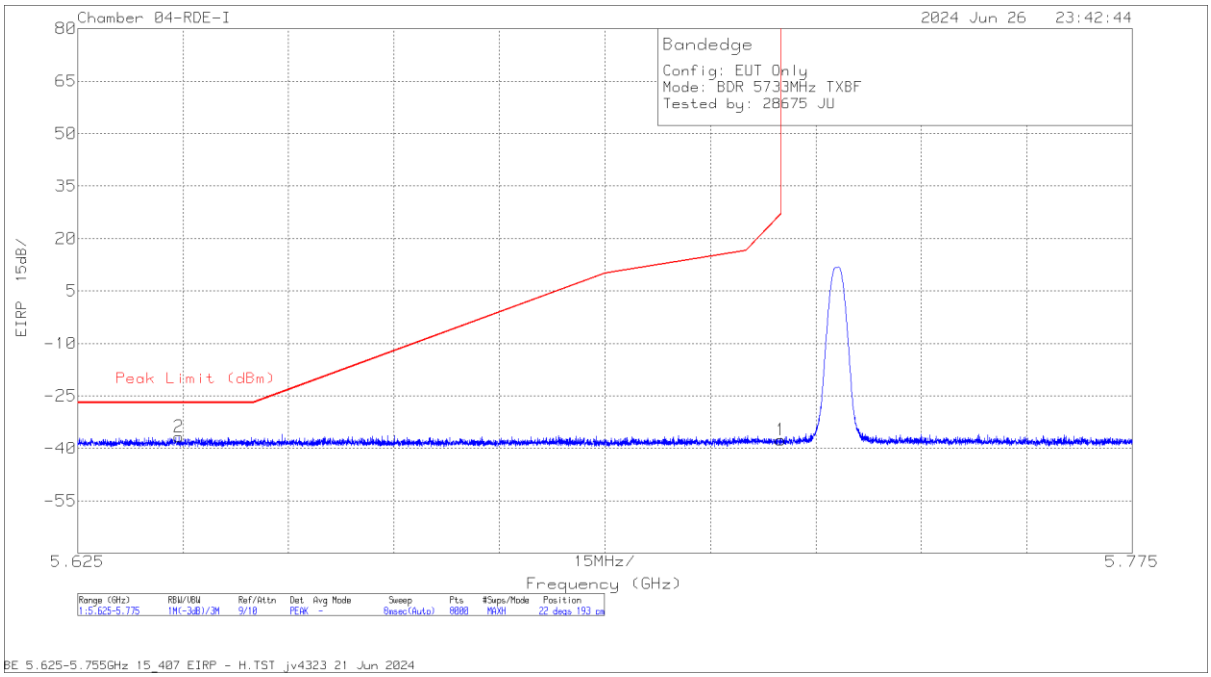

Marker	Frequency (GHz)	Meter Reading (dBm)	Det	84797 ACF (dB/m)	CBL AMP Pad(dB)	Conversion Factor (dB)	Corrected Reading EIRP (dBm)	Peak Limit (dBm)	PK Margin (dB)	Azimuth (Degs)	Height (cm)	Polarity
2	5.63942	-66.82	Pk	34.9	-16.6	11.8	-36.72	-27	-9.72	22	193	H
1	5.725	-67.71	Pk	34.9	-16.6	11.8	-37.61	27	-64.61	22	193	H

Pk - Peak detector

UL VERIFICATION SERVICES INC.
47173 Benicia Street, Fremont, CA 94538; USA TEL:(510) 319-4000 FAX:(510) 661-0888
This report shall not be reproduced except in full, without the written approval of UL Verification Services Inc.

VERTICAL RESULT

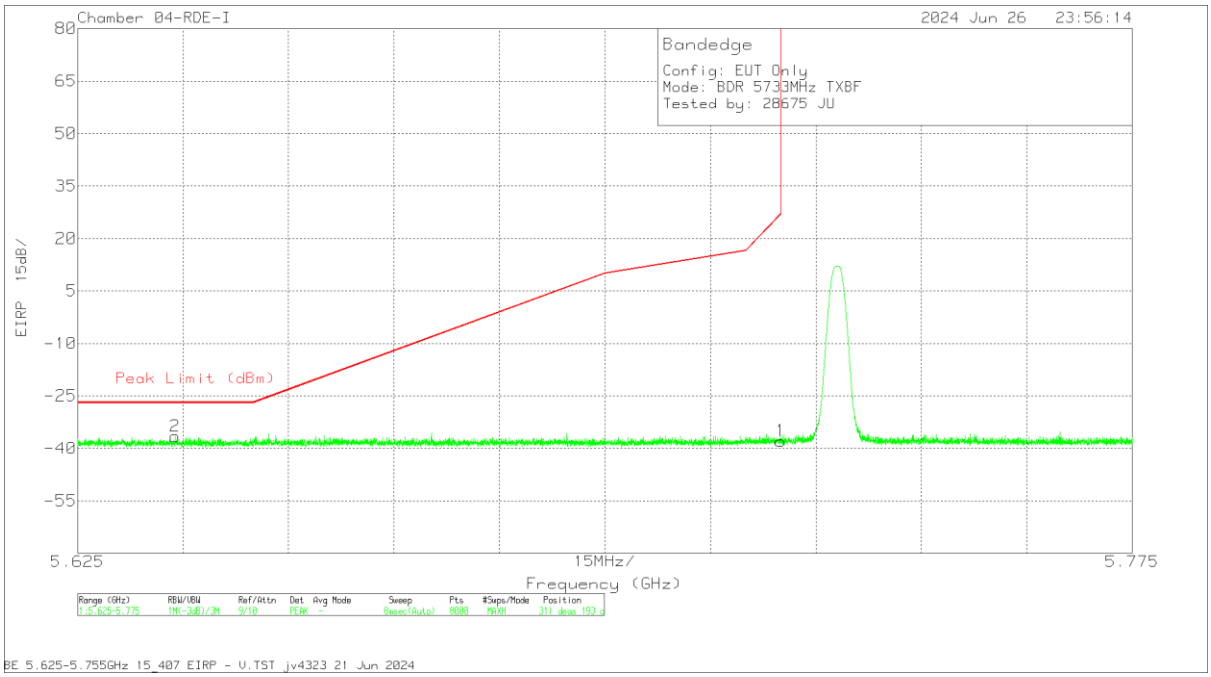

Marker	Frequency (GHz)	Meter Reading (dBm)	Det	84797 ACF (dB/m)	CBL AMP Pad(dB)	Conversion Factor (dB)	Corrected Reading EIRP (dBm)	Peak Limit (dBm)	PK Margin (dB)	Azimuth (Degs)	Height (cm)	Polarity
2	5.638876	-66.7	Pk	34.9	-16.6	11.8	-36.6	-27	-9.6	311	193	V
1	5.725	-68.01	Pk	34.9	-16.6	11.8	-37.91	27	-64.91	311	193	V

Pk - Peak detector

UL VERIFICATION SERVICES INC.
47173 Benicia Street, Fremont, CA 94538; USA TEL:(510) 319-4000 FAX:(510) 661-0888
This report shall not be reproduced except in full, without the written approval of UL Verification Services Inc.

HIGH CHANNEL, 5844MHz

HORIZONTAL RESULT

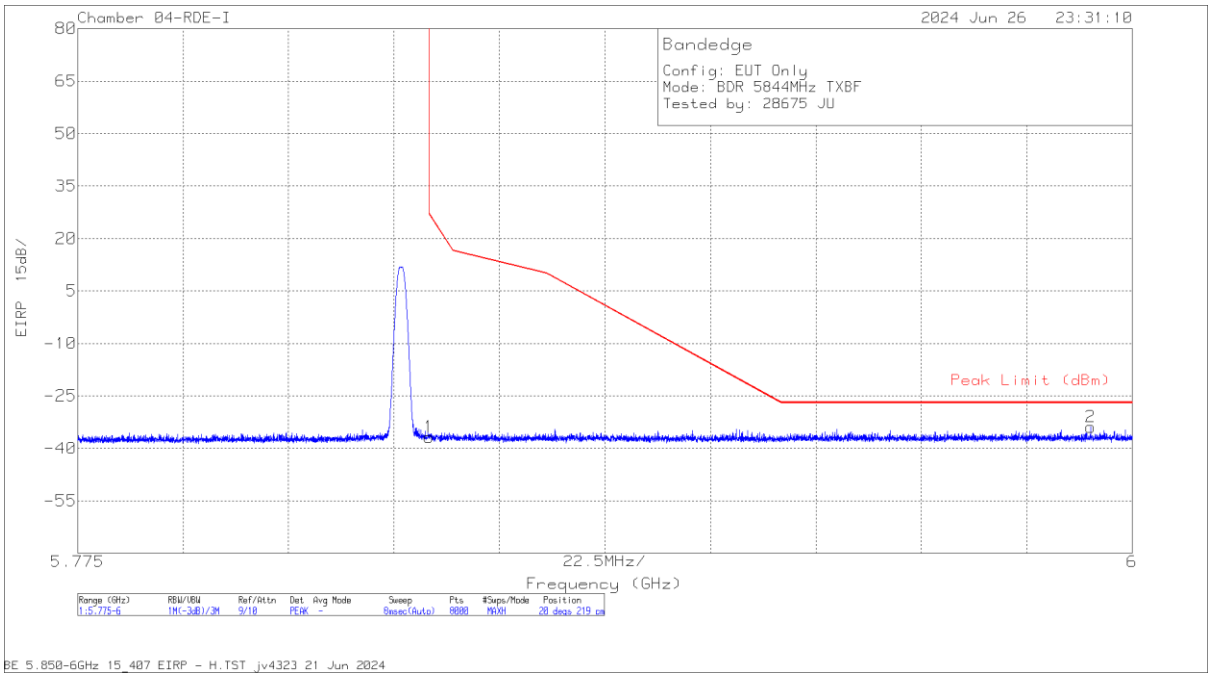

Marker	Frequency (GHz)	Meter Reading (dBm)	Det	84797 ACF (dB/m)	CBL AMP Pad(dB)	Conversion Factor (dB)	Corrected Reading EIRP (dBm)	Peak Limit (dBm)	PK Margin (dB)	Azimuth (Degs)	Height (cm)	Polarity
1	5.85	-68.05	Pk	35	-15.5	11.8	-36.75	27	-63.75	20	219	H
2	5.991115	-65.39	Pk	35.4	-15.7	11.8	-33.89	-27	-6.89	20	219	H

Pk - Peak detector

UL VERIFICATION SERVICES INC.
47173 Benicia Street, Fremont, CA 94538; USA TEL:(510) 319-4000 FAX:(510) 661-0888
This report shall not be reproduced except in full, without the written approval of UL Verification Services Inc.

VERTICAL RESULT

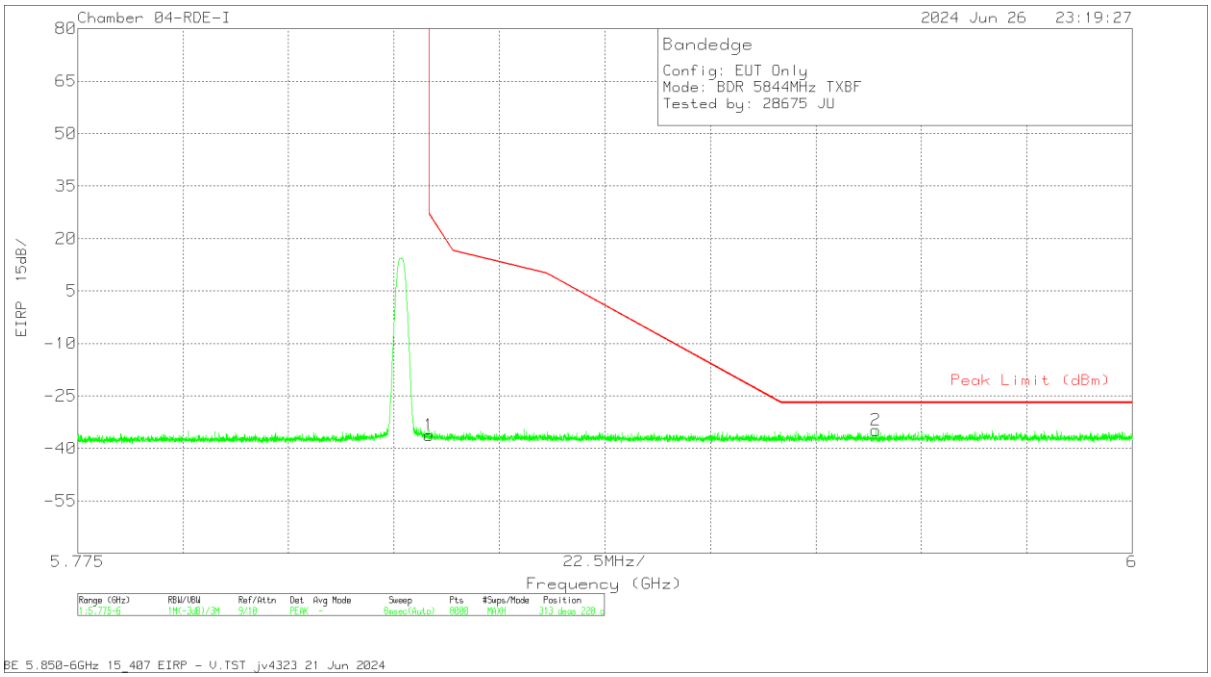

Marker	Frequency (GHz)	Meter Reading (dBm)	Det	84797 ACF (dB/m)	CBL AMP Pad(dB)	Conversion Factor (dB)	Corrected Reading EIRP (dBm)	Peak Limit (dBm)	PK Margin (dB)	Azimuth (Degs)	Height (cm)	Polarity
1	5.85	-67.54	Pk	35	-15.5	11.8	-36.24	27	-63.24	313	220	V
2	5.945321	-66.39	Pk	35.3	-15.5	11.8	-34.79	-27	-7.79	313	220	V

Pk - Peak detector

UL VERIFICATION SERVICES INC.
47173 Benicia Street, Fremont, CA 94538; USA TEL:(510) 319-4000 FAX:(510) 661-0888
This report shall not be reproduced except in full, without the written approval of UL Verification Services Inc.

10.1.14. BDR, HIGH POWER, UNII-3 BAND, MIMO TXBF MODE, HARMONIC AND SPURIOUS

LOW CHANNEL, 5733MHz

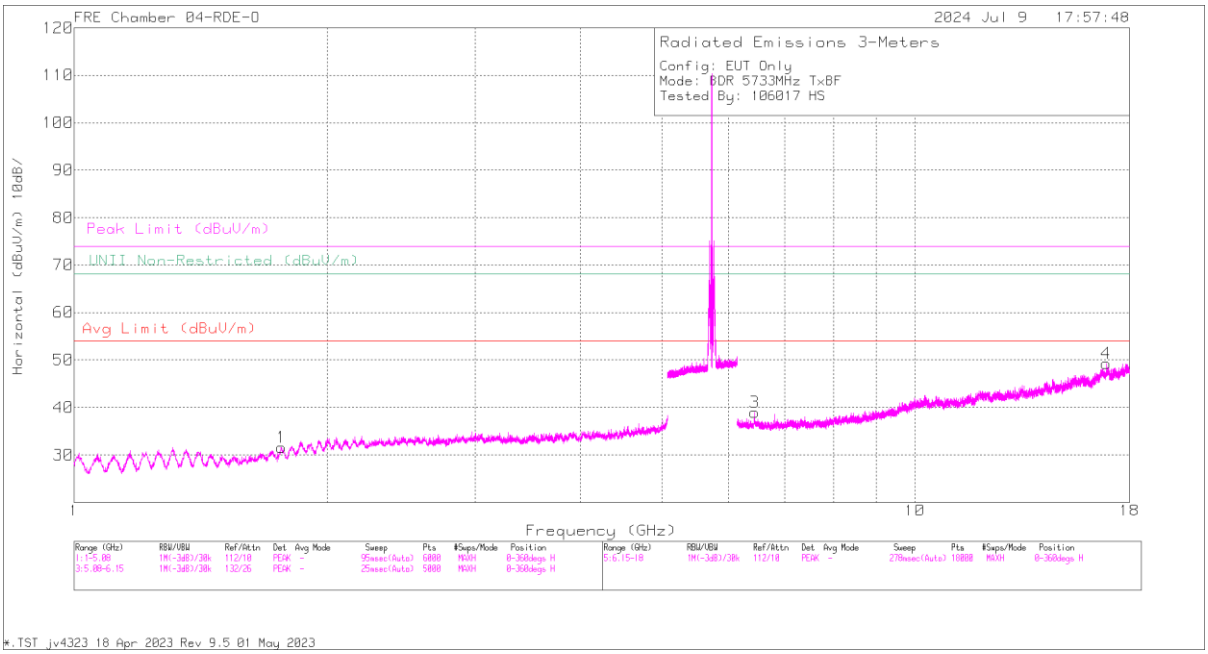

HORIZONTAL

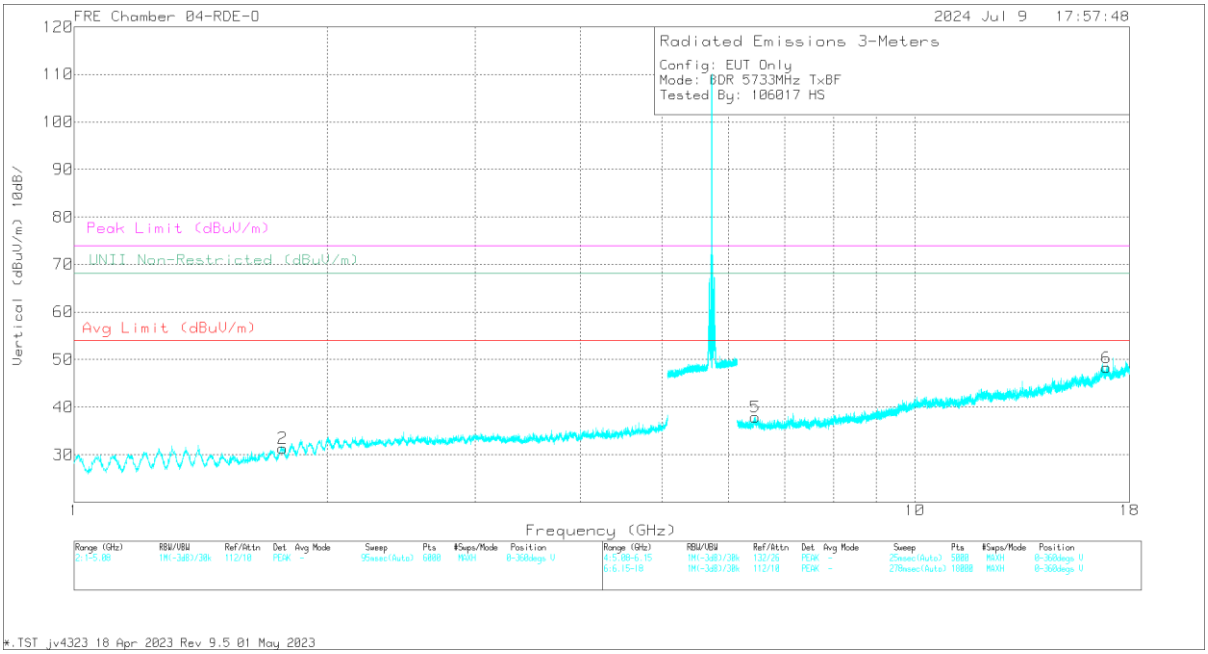

VERTICAL

UL VERIFICATION SERVICES INC.
47173 Benicia Street, Fremont, CA 94538; USA TEL:(510) 319-4000 FAX:(510) 661-0888
This report shall not be reproduced except in full, without the written approval of UL Verification Services Inc.

RADIATED EMISSIONS

Marker	Frequency (GHz)	Meter Reading (dBuV)	Det	80402 1m ACF (dB/m)	Gain/Loss (dB)	DCCF (dB)	Corrected Reading (dBuV/m)	Peak Limit (dBuV/m)	PK Margin (dB)	Azimuth (Degs)	Height (cm)	Polarity
1	1.765038	58.27	PK-U	30	-46.4	0	41.87	68.2	-26.33	89	190	H
2	1.768191	57.96	PK-U	30	-46.4	0	41.56	68.2	-26.64	186	296	V
3	6.450111	54.86	PK-U	35.9	-41.89	0	48.87	68.2	-19.33	32	179	H
4	6.451973	53.42	PK-U	35.9	-41.9	0	47.42	68.2	-20.78	217	260	V
5	16.897666	53.43	PK-U	41.9	-37.9	0	57.43	68.2	-10.77	88	114	H
6	16.904912	53.6	PK-U	41.9	-37.79	0	57.71	68.2	-10.49	198	212	V

PK-U - U-NII: Maximum Peak
ADR - U-NII AD primary method, RMS average

UL VERIFICATION SERVICES INC.
47173 Benicia Street, Fremont, CA 94538; USA TEL:(510) 319-4000 FAX:(510) 661-0888
This report shall not be reproduced except in full, without the written approval of UL Verification Services Inc.

MID CHANNEL, 5788MHz

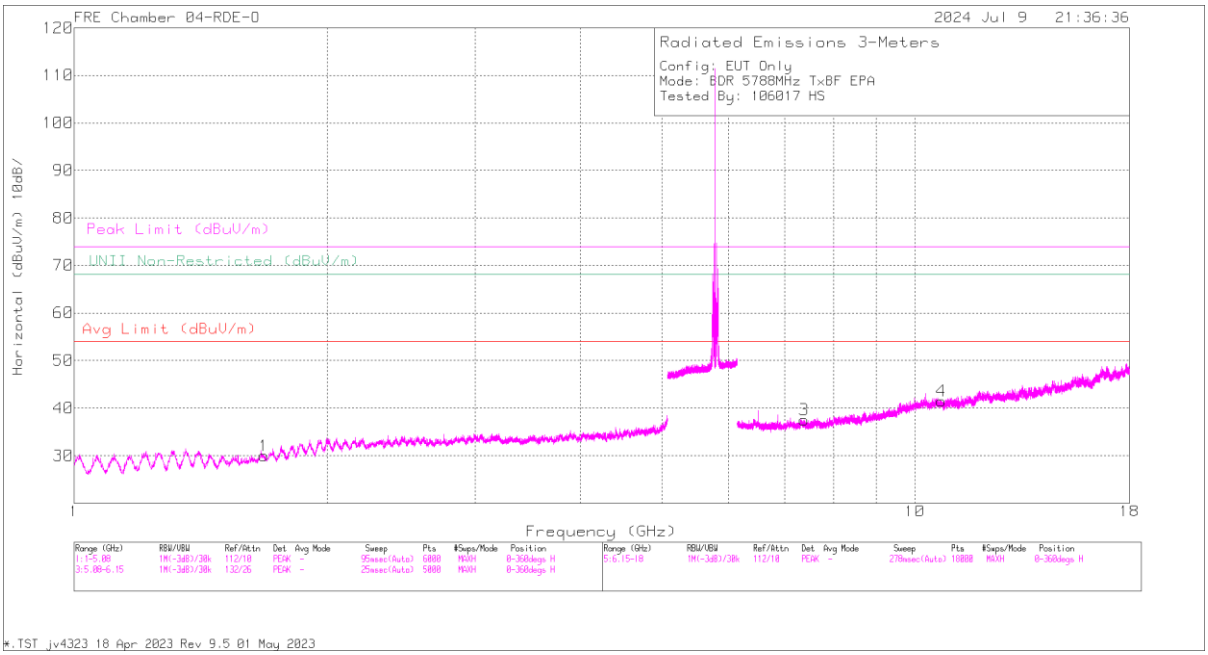

HORIZONTAL

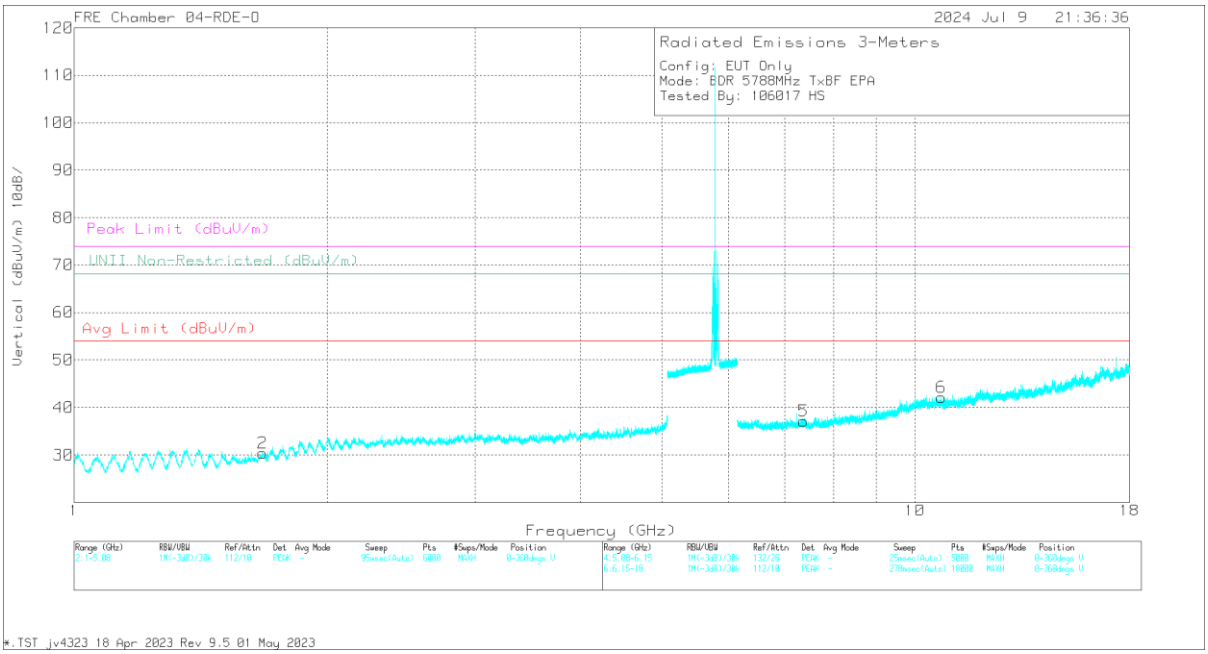

VERTICAL

UL VERIFICATION SERVICES INC.
47173 Benicia Street, Fremont, CA 94538; USA TEL:(510) 319-4000 FAX:(510) 661-0888
This report shall not be reproduced except in full, without the written approval of UL Verification Services Inc.

RADIATED EMISSIONS

Marker	Frequency (GHz)	Meter Reading (dBuV)	Det	80402 1m ACF (dB/m)	Gain/Loss (dB)	DCCF (dB)	Corrected Reading (dBuV/m)	Avg Limit (dBuV/m)	Margin (dB)	Peak Limit (dBuV/m)	PK Margin (dB)	Azimuth (Degs)	Height (cm)	Polarity
1	* 1.67858	57.53	PK-U	29.2	-46.5	0	40.23	-	-	74	-33.77	164	342	H
	* 1.67896	46.07	ADR	29.2	-46.5	0	28.77	54	-25.23	-	-	164	342	H
2	* 1.671383	57.87	PK-U	29.1	-46.6	0	40.37	-	-	74	-33.63	66	300	V
	* 1.672929	46.28	ADR	29.1	-46.6	0	28.78	54	-25.22	-	-	66	300	V
3	* 7.382175	53.51	PK-U	35.7	-41.48	0	47.73	-	-	74	-26.27	8	375	H
	* 7.378962	41.25	ADR	35.7	-41.6	0	35.35	54	-18.65	-	-	8	375	H
4	* 10.762744	53.15	PK-U	38.5	-39.83	0	51.82	-	-	74	-22.18	99	162	H
	* 10.761113	40.87	ADR	38.5	-39.81	0	39.56	54	-14.44	-	-	99	162	H
5	* 7.370102	53.24	PK-U	35.7	-41.59	0	47.35	-	-	74	-26.65	137	144	V
	* 7.367419	41.28	ADR	35.7	-41.6	0	35.38	54	-18.62	-	-	137	144	V
6	* 10.76164	53.65	PK-U	38.5	-39.86	0	52.29	-	-	74	-21.71	108	195	V
	* 10.762044	41.22	ADR	38.5	-39.9	0	39.82	54	-14.18	-	-	108	195	V

* - indicates frequency in CFR47 Pt 15 / IC RSS-Restricted Band
PK-U - U-NII: Maximum Peak
ADR - U-NII AD primary method, RMS average

UL VERIFICATION SERVICES INC.
47173 Benicia Street, Fremont, CA 94538; USA TEL:(510) 319-4000 FAX:(510) 661-0888
This report shall not be reproduced except in full, without the written approval of UL Verification Services Inc.

HIGH CHANNEL 5844MHz

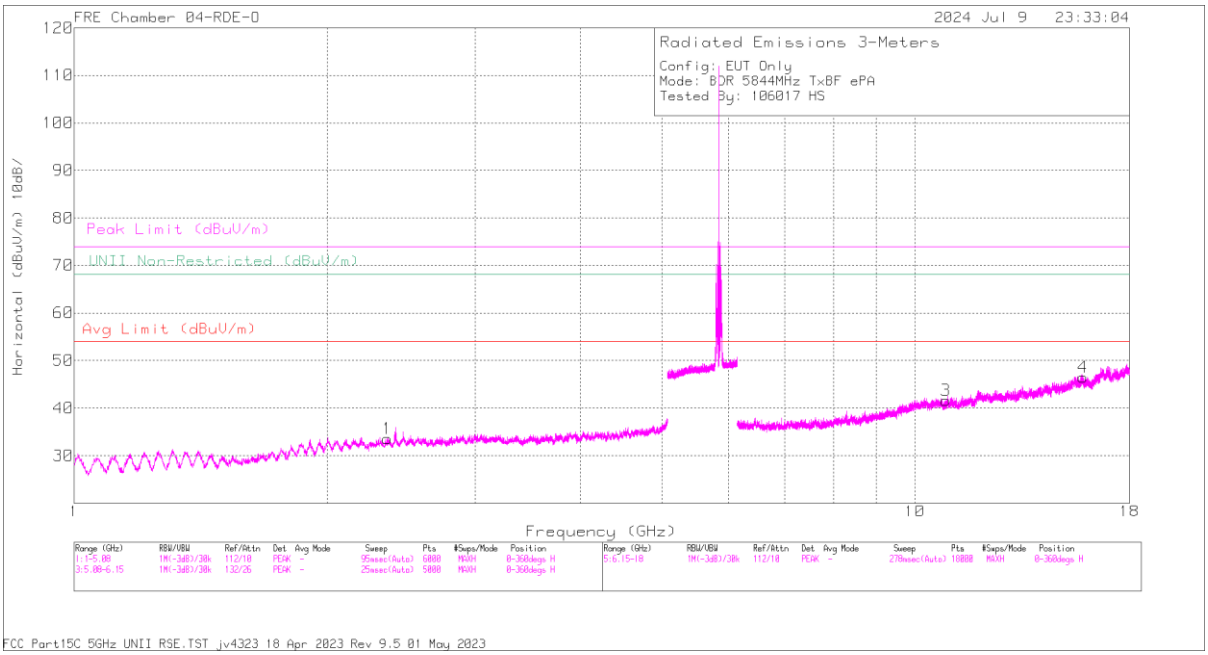

HORIZONTAL

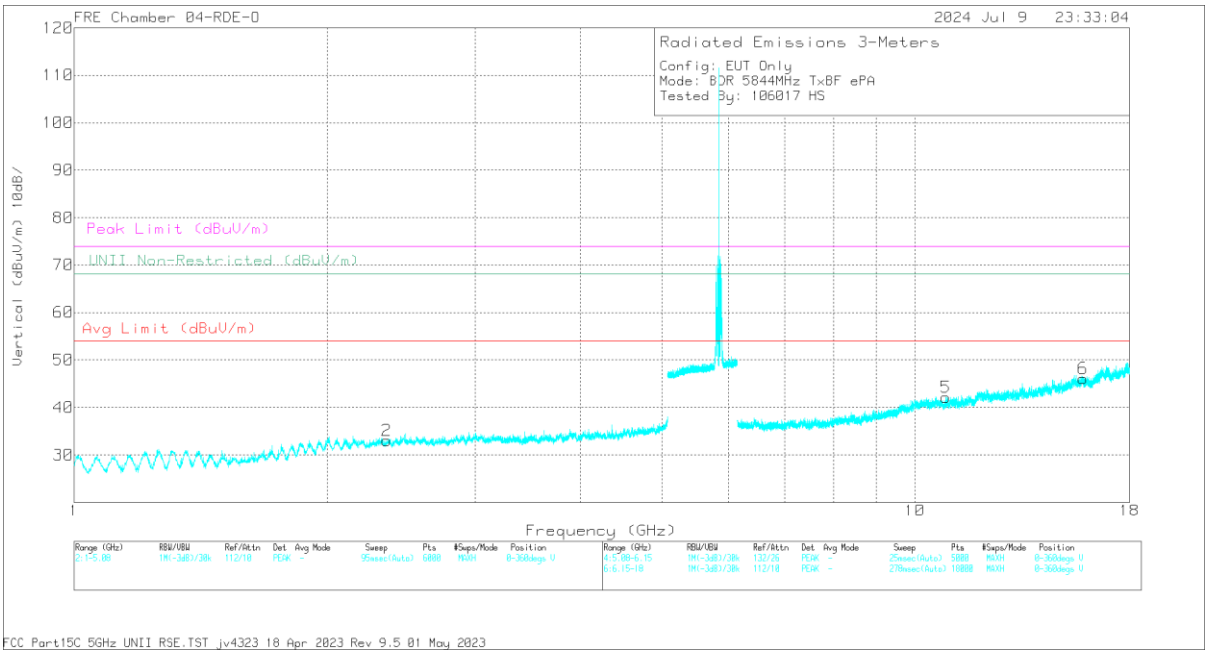

VERTICAL

UL VERIFICATION SERVICES INC.
47173 Benicia Street, Fremont, CA 94538; USA TEL:(510) 319-4000 FAX:(510) 661-0888
This report shall not be reproduced except in full, without the written approval of UL Verification Services Inc.

RADIATED EMISSIONS

Marker	Frequency (GHz)	Meter Reading (dBuV)	Det	80402 1m ACF (dB/m)	Gain/Loss (dB)	DCCF (dB)	Corrected Reading (dBuV/m)	Avg Limit (dBuV/m)	Margin (dB)	Peak Limit (dBuV/m)	PK Margin (dB)	Azimuth (Degs)	Height (cm)	Polarity
1	* 2.356076	57.82	PK-U	32.4	-46.81	0	43.41	-	-	74	-30.59	347	386	H
	* 2.355428	45.91	ADR	32.4	-46.74	0	31.57	54	-22.43	-	-	347	386	H
2	* 2.353082	57.69	PK-U	32.4	-46.79	0	43.3	-	-	74	-30.7	188	302	V
	* 2.352685	45.99	ADR	32.4	-46.8	0	31.59	54	-22.41	-	-	188	302	V
3	* 10.872614	52.41	PK-U	38.5	-39.9	0	51.01	-	-	74	-22.99	193	105	H
	* 10.874253	40.68	ADR	38.5	-39.9	0	39.28	54	-14.72	-	-	193	105	H
4	* 15.86252	54.09	PK-U	41.2	-38.55	0	56.74	-	-	74	-17.26	268	223	H
	* 15.86086	41.93	ADR	41.2	-38.5	0	44.63	54	-9.37	-	-	268	223	H
5	* 10.890293	51.86	PK-U	38.5	-39.37	0	50.99	-	-	74	-23.01	55	188	V
	* 10.89045	40.43	ADR	38.5	-39.35	0	39.58	54	-14.42	-	-	55	188	V
6	* 15.852912	53.09	PK-U	41.2	-38.49	0	55.8	-	-	74	-18.2	344	175	V
	* 15.850887	41.85	ADR	41.2	-38.4	0	44.65	54	-9.35	-	-	344	175	V

* - indicates frequency in CFR47 Pt 15 / IC RSS-Restricted Band
PK-U - U-NII: Maximum Peak
ADR - U-NII AD primary method, RMS average

UL VERIFICATION SERVICES INC.
47173 Benicia Street, Fremont, CA 94538; USA TEL:(510) 319-4000 FAX:(510) 661-0888
This report shall not be reproduced except in full, without the written approval of UL Verification Services Inc.

10.1.15. BDR LOW POWER, UNII-3 BAND, BANDEDGE

ANT 6, SISO MODE

LOW CHANNEL, 5733MHz

HORIZONTAL RESULT

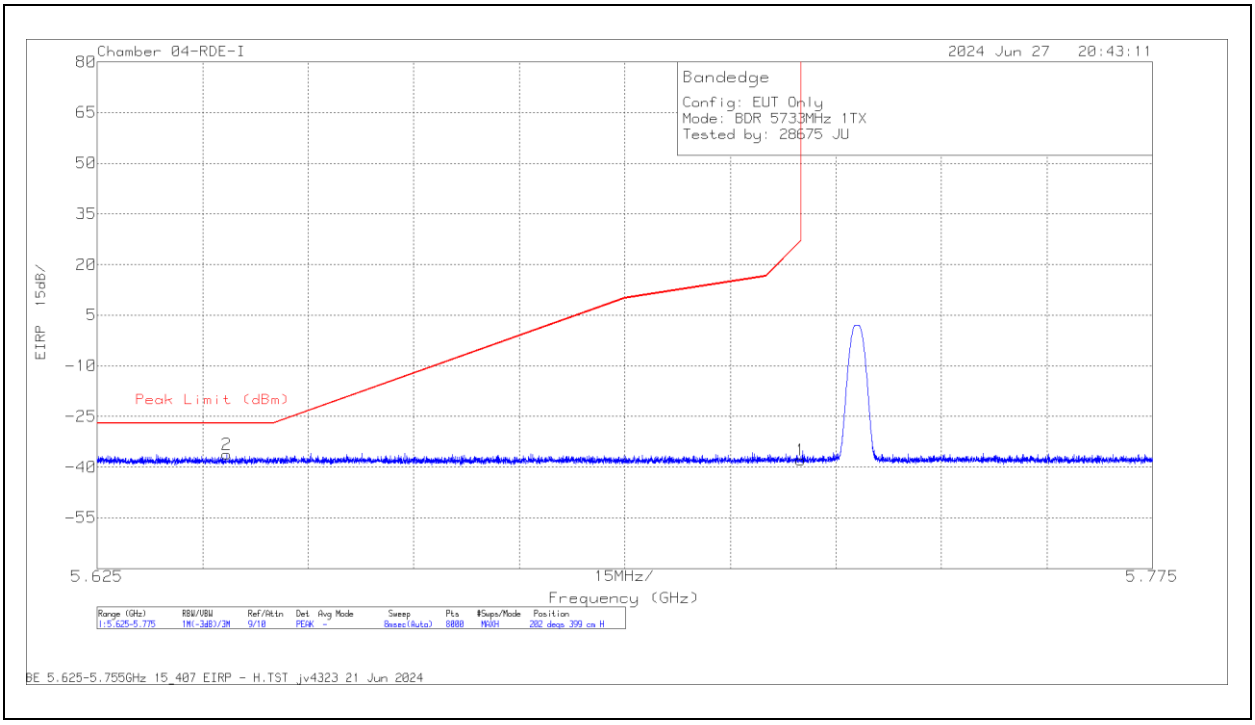

Marker	Frequency (GHz)	Meter Reading (dBm)	Det	84797 ACF (dB/m)	CBL AMP Pad(dB)	Conversion Factor (dB)	Corrected Reading EIRP (dBm)	Peak Limit (dBm)	PK Margin (dB)	Azimuth (Degs)	Height (cm)	Polarity
2	5.643414	-66.17	Pk	34.9	-16.7	11.8	-36.17	-27	-9.17	202	399	H
1	5.725	-68.07	Pk	34.9	-16.6	11.8	-37.97	27	-64.97	202	399	H

Pk - Peak detector

UL VERIFICATION SERVICES INC.
47173 Benicia Street, Fremont, CA 94538; USA TEL:(510) 319-4000 FAX:(510) 661-0888

This report shall not be reproduced except in full, without the written approval of UL Verification Services Inc.

VERTICAL RESULT

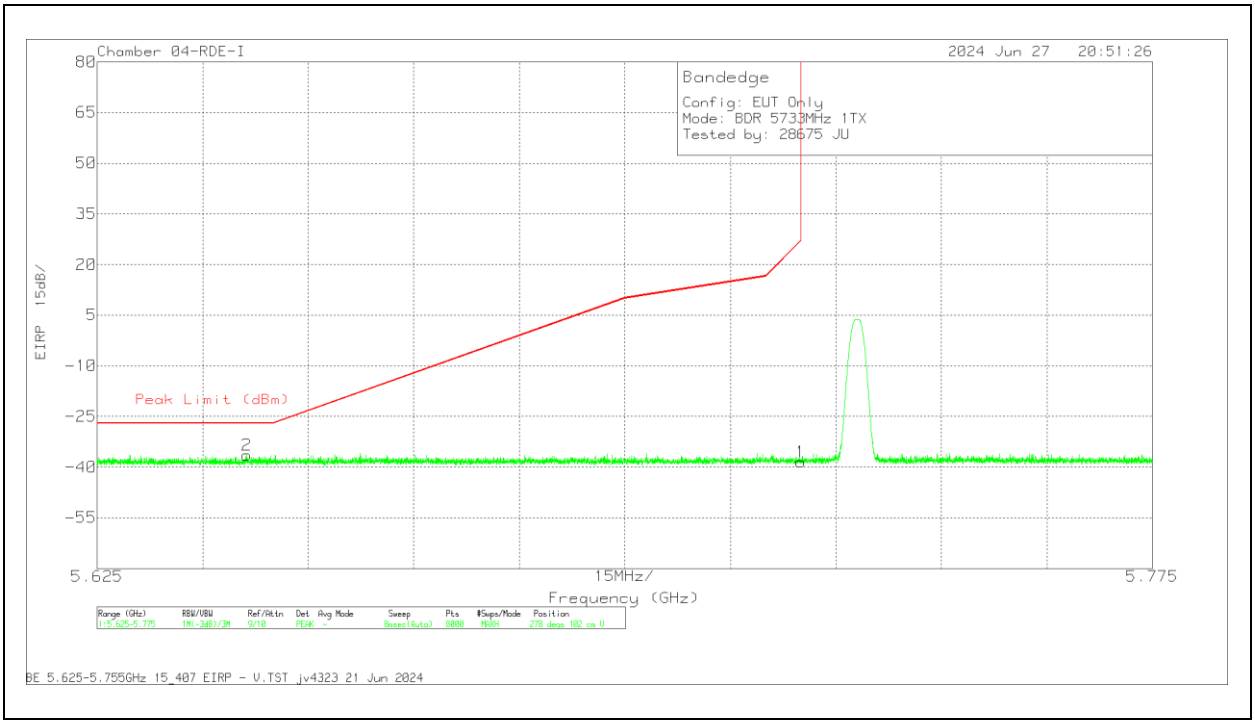

Marker	Frequency (GHz)	Meter Reading (dBm)	Det	84797 ACF (dB/m)	CBL AMP Pad(dB)	Conversion Factor (dB)	Corrected Reading EIRP (dBm)	Peak Limit (dBm)	PK Margin (dB)	Azimuth (Degs)	Height (cm)	Polarity
2	5.646302	-66.39	Pk	34.9	-16.7	11.8	-36.39	-27	-9.39	278	102	V
1	5.725	-68.52	Pk	34.9	-16.6	11.8	-38.42	27	-65.42	278	102	V

Pk - Peak detector

UL VERIFICATION SERVICES INC.
47173 Benicia Street, Fremont, CA 94538; USA TEL:(510) 319-4000 FAX:(510) 661-0888

This report shall not be reproduced except in full, without the written approval of UL Verification Services Inc.

HIGH CHANNEL, 5844MHz

HORIZONTAL RESULT

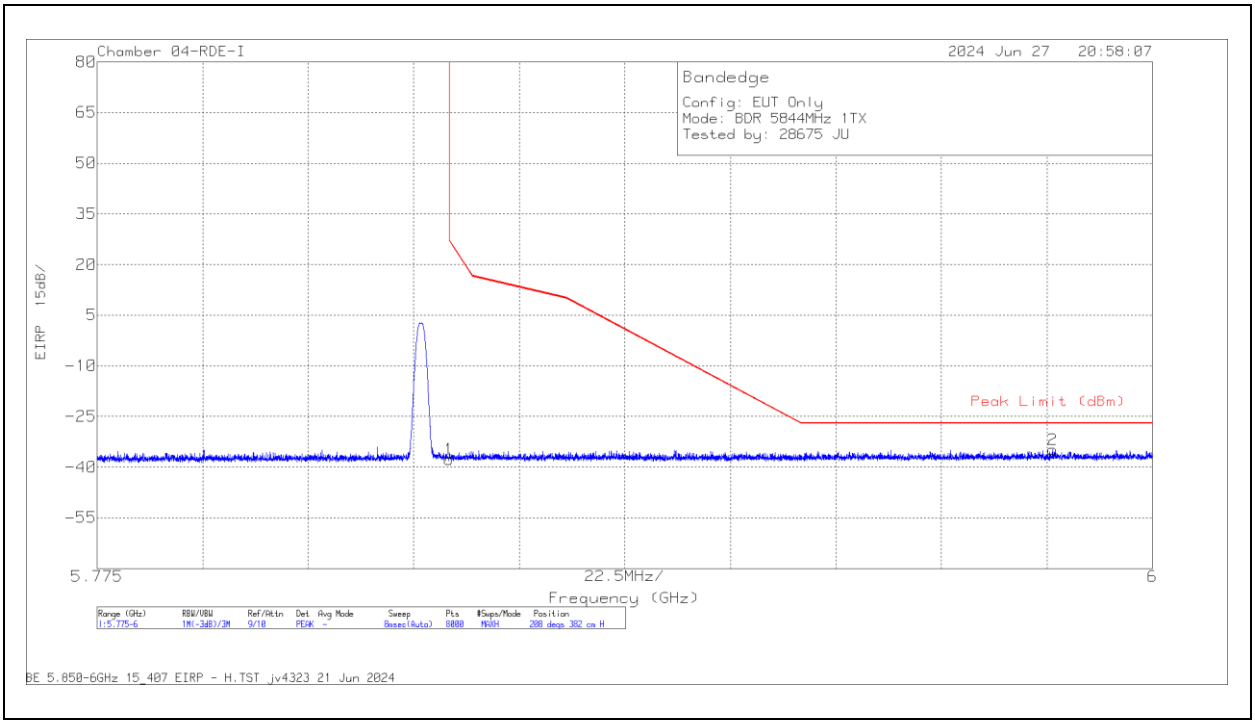

Marker	Frequency (GHz)	Meter Reading (dBm)	Det	84797 ACF (dB/m)	CBL AMP Pad(dB)	Conversion Factor (dB)	Corrected Reading EIRP (dBm)	Peak Limit (dBm)	PK Margin (dB)	Azimuth (Degs)	Height (cm)	Polarity
1	5.85	-69.09	Pk	35	-15.5	11.8	-37.79	27	-64.79	208	382	H
2	5.978766	-66.35	Pk	35.3	-15.6	11.8	-34.85	-27	-7.85	208	382	H

Pk - Peak detector

UL VERIFICATION SERVICES INC.
47173 Benicia Street, Fremont, CA 94538; USA TEL:(510) 319-4000 FAX:(510) 661-0888

This report shall not be reproduced except in full, without the written approval of UL Verification Services Inc.

VERTICAL RESULT

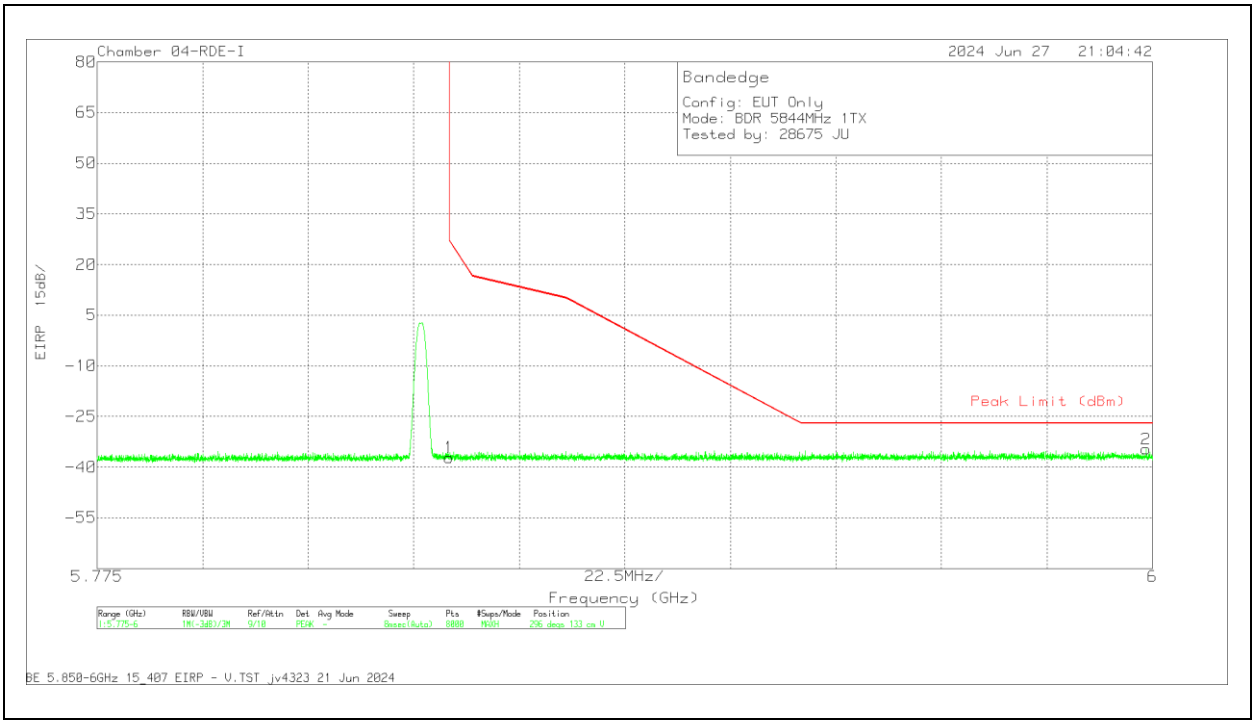

Marker	Frequency (GHz)	Meter Reading (dBm)	Det	84797 ACF (dB/m)	CBL AMP Pad(dB)	Conversion Factor (dB)	Corrected Reading EIRP (dBm)	Peak Limit (dBm)	PK Margin (dB)	Azimuth (Degs)	Height (cm)	Polarity
1	5.85	-68.49	Pk	35	-15.5	11.8	-37.19	27	-64.19	296	133	V
2	5.998626	-66.07	Pk	35.4	-15.8	11.8	-34.67	-27	-7.67	296	133	V

Pk - Peak detector

UL VERIFICATION SERVICES INC.
47173 Benicia Street, Fremont, CA 94538; USA TEL:(510) 319-4000 FAX:(510) 661-0888

This report shall not be reproduced except in full, without the written approval of UL Verification Services Inc.

ANT 5, SISO MODE

LOW CHANNEL, 5733MHz

HORIZONTAL RESULT

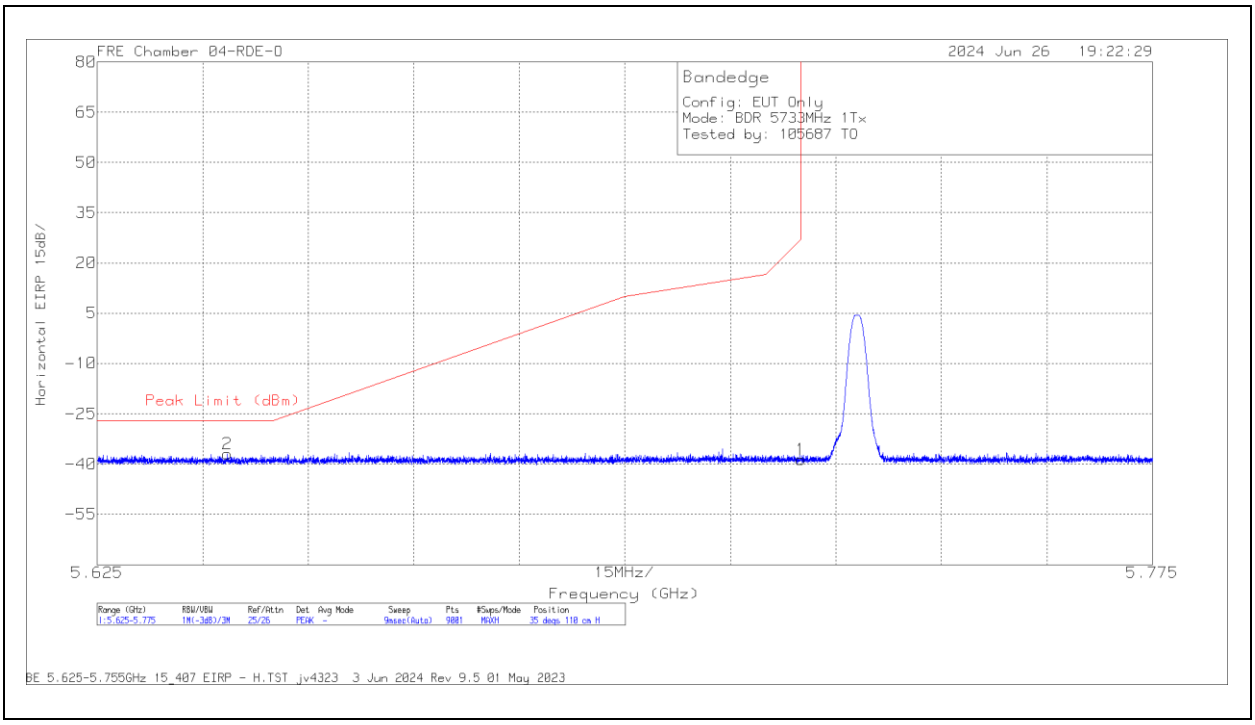

Marker	Frequency (GHz)	Meter Reading (dBm)	Det	80402 1m ACF (dB/m)	Conversion Factor (dB)	Gain/Loss (dB)	Corrected Reading EIRP (dBm)	Peak Limit (dBm)	PK Margin (dB)	Azimuth (Degs)	Height (cm)	Polarity
2	5.643484	-49.62	Pk	35.1	11.8	-34.25	-36.97	-27	-9.97	35	110	H
1	5.725	-51.57	Pk	35.2	11.8	-34.1	-38.67	27	-65.67	35	110	H

Pk - Peak detector

UL VERIFICATION SERVICES INC.
47173 Benicia Street, Fremont, CA 94538; USA TEL:(510) 319-4000 FAX:(510) 661-0888

This report shall not be reproduced except in full, without the written approval of UL Verification Services Inc.

VERTICAL RESULT

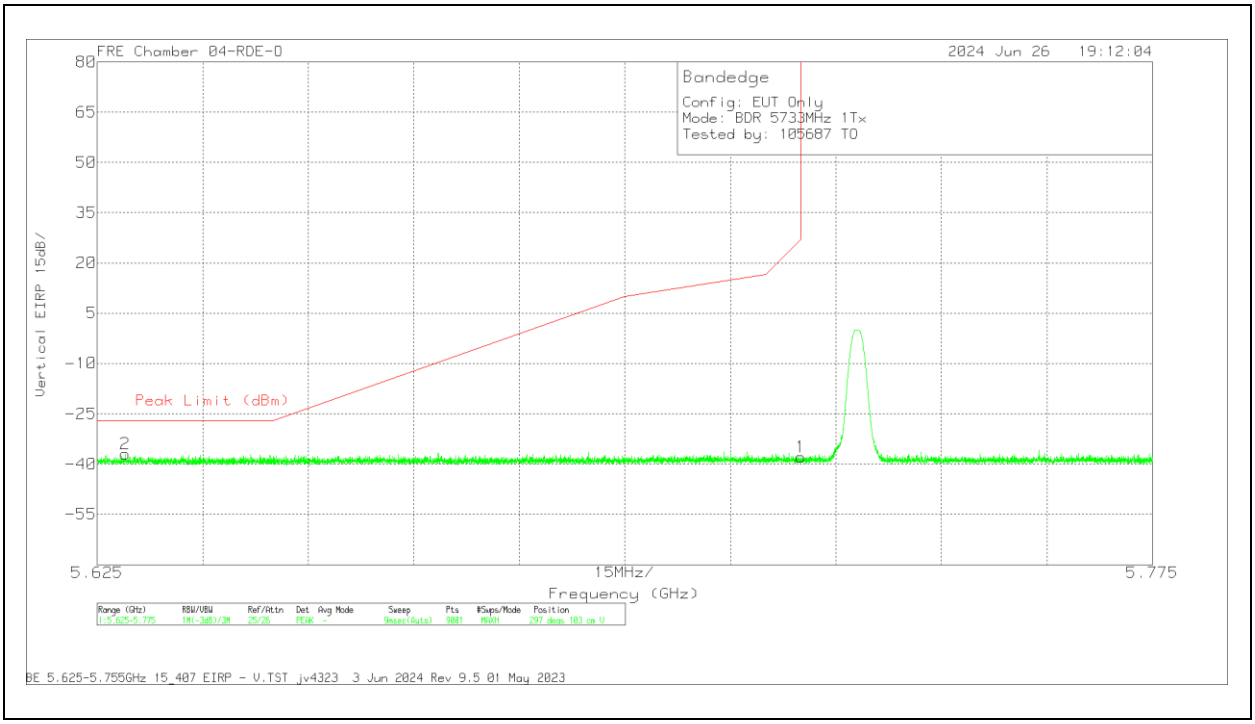

Marker	Frequency (GHz)	Meter Reading (dBm)	Det	80402 1m ACF (dB/m)	Conversion Factor (dB)	Gain/Loss (dB)	Corrected Reading EIRP (dBm)	Peak Limit (dBm)	PK Margin (dB)	Azimuth (Degs)	Height (cm)	Polarity
2	5.628983	-49.75	Pk	35.1	11.8	-34.1	-36.95	-27	-9.95	297	103	V
1	5.725	-50.77	Pk	35.2	11.8	-34.1	-37.87	27	-64.87	297	103	V

Pk - Peak detector

UL VERIFICATION SERVICES INC.
47173 Benicia Street, Fremont, CA 94538; USA TEL:(510) 319-4000 FAX:(510) 661-0888

This report shall not be reproduced except in full, without the written approval of UL Verification Services Inc.

HIGH CHANNEL, 5844MHz

HORIZONTAL RESULT

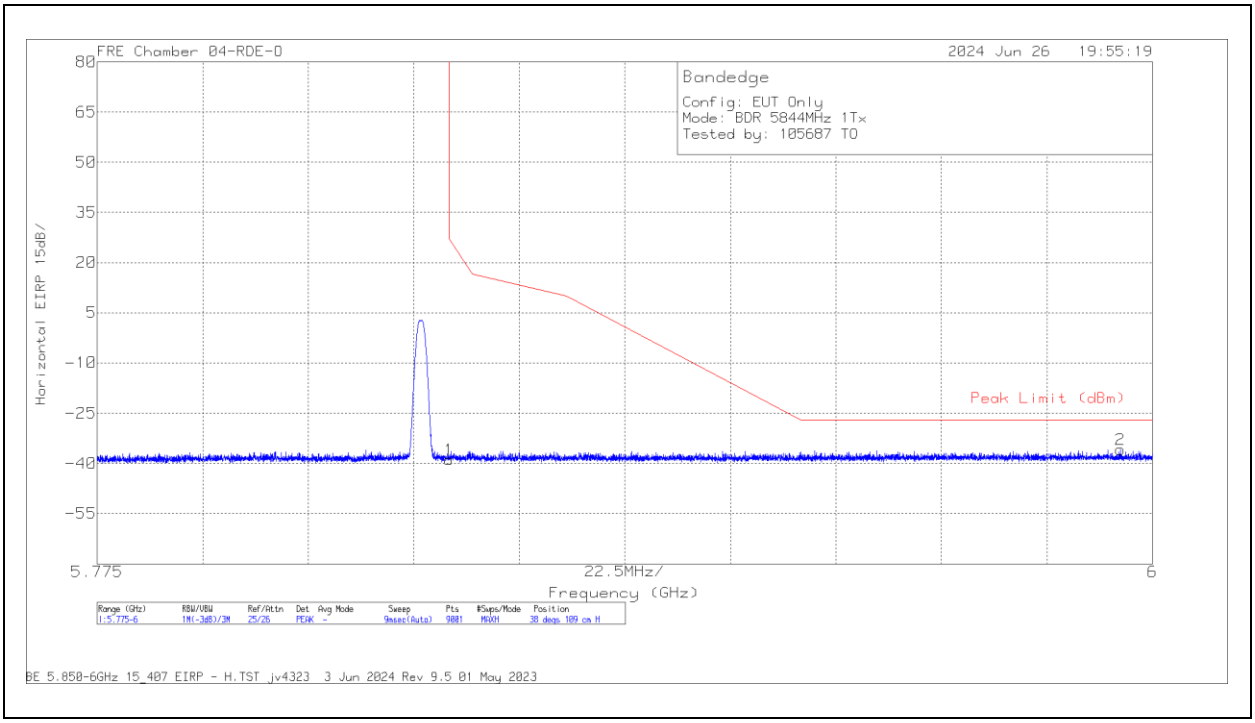

Marker	Frequency (GHz)	Meter Reading (dBm)	Det	80402 1m ACF (dB/m)	Conversion Factor (dB)	Gain/Loss (dB)	Corrected Reading EIRP (dBm)	Peak Limit (dBm)	PK Margin (dB)	Azimuth (Degs)	Height (cm)	Polarity
1	5.85	-52.32	Pk	35.4	11.8	-33.8	-38.92	27	-65.92	38	109	H
2	5.99315	-49.79	Pk	35.6	11.8	-33.52	-35.91	-27	-8.91	38	109	H

Pk - Peak detector

UL VERIFICATION SERVICES INC.
47173 Benicia Street, Fremont, CA 94538; USA TEL:(510) 319-4000 FAX:(510) 661-0888

This report shall not be reproduced except in full, without the written approval of UL Verification Services Inc.