VERTICAL RESULT

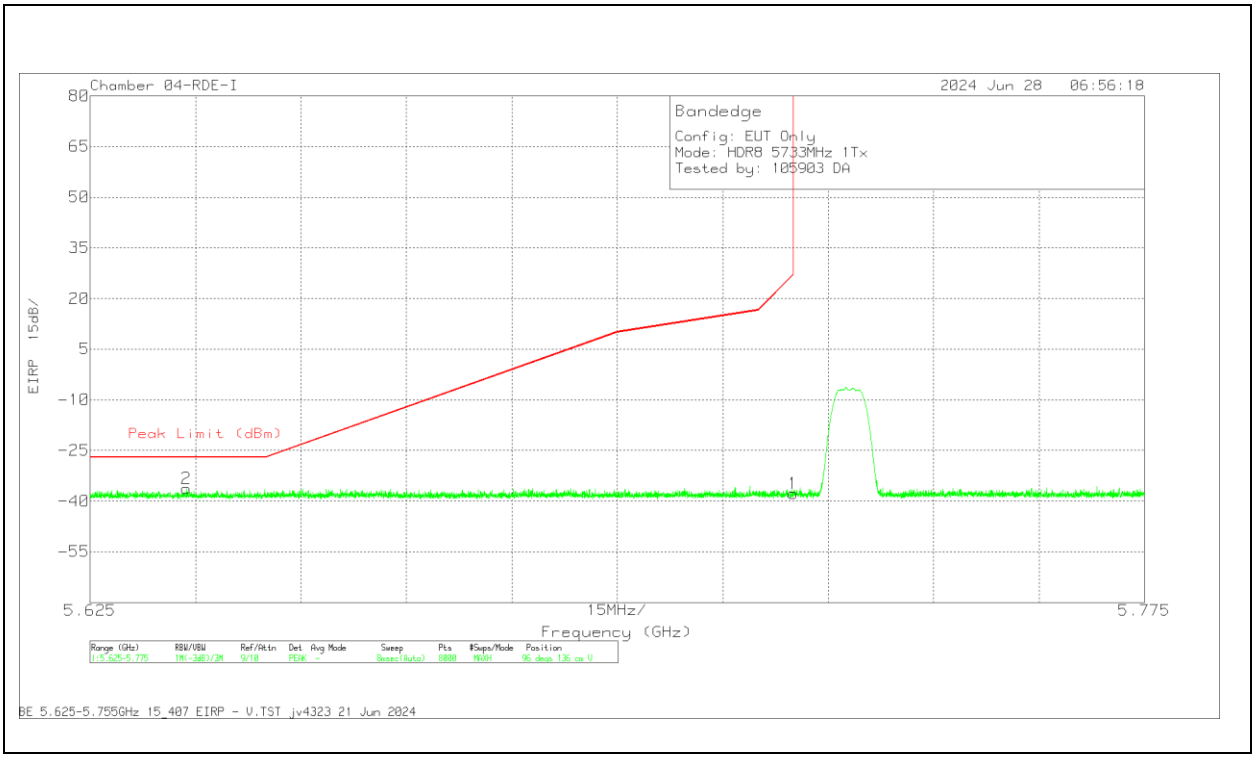

Marker	Frequency (GHz)	Meter Reading (dBm)	Det	84797 ACF (dB/m)	CBL AMP Pad(dB)	Conversion Factor (dB)	Corrected Reading EIRP (dBm)	Peak Limit (dBm)	PK Margin (dB)	Azimuth (Degs)	Height (cm)	Polarity
2	5.638689	-66.42	Pk	34.9	-16.6	11.8	-36.32	-27	-9.32	96	136	V
1	5.725	-67.9	Pk	34.9	-16.6	11.8	-37.8	27	-64.8	96	136	V

Pk - Peak detector

UL VERIFICATION SERVICES INC.
47173 Benicia Street, Fremont, CA 94538; USA TEL:(510) 319-4000 FAX:(510) 661-0888

This report shall not be reproduced except in full, without the written approval of UL Verification Services Inc.

HIGH CHANNEL, 5844MHz

HORIZONTAL RESULT

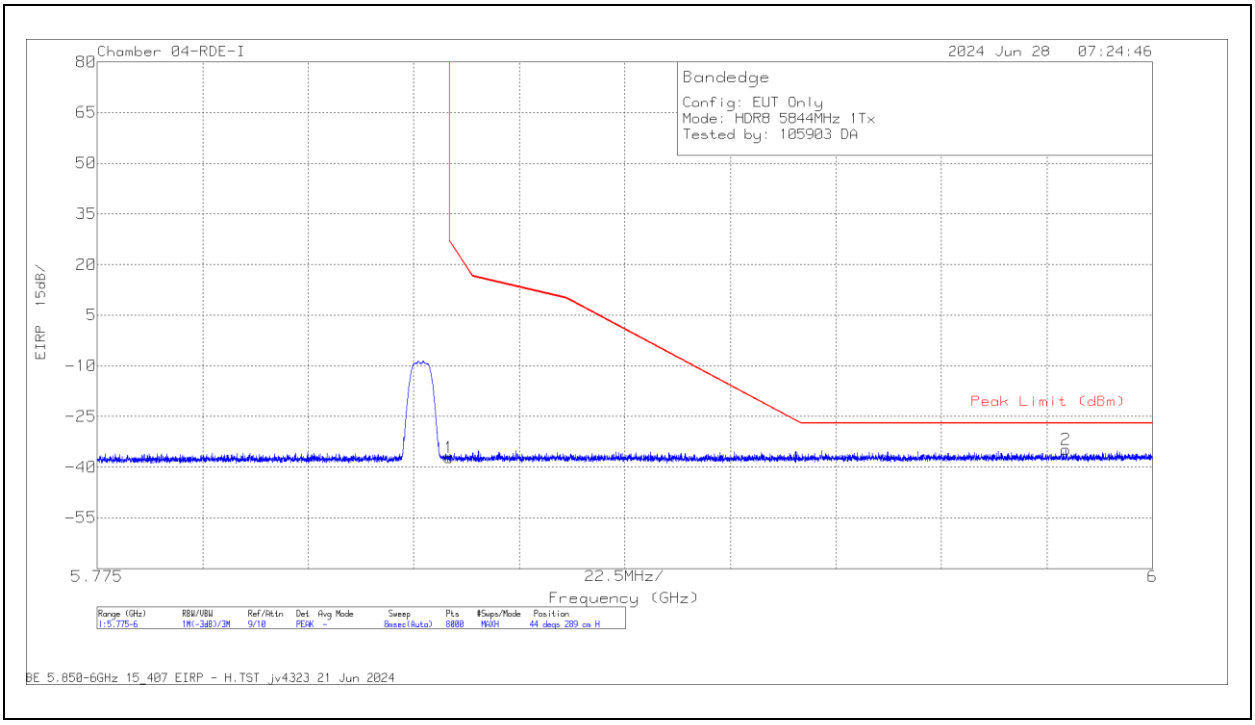

Marker	Frequency (GHz)	Meter Reading (dBm)	Det	84797 ACF (dB/m)	CBL AMP Pad(dB)	Conversion Factor (dB)	Corrected Reading EIRP (dBm)	Peak Limit (dBm)	PK Margin (dB)	Azimuth (Degs)	Height (cm)	Polarity
1	5.85	-68.53	Pk	35	-15.5	11.8	-37.23	27	-64.23	44	289	H
2	5.981579	-66.19	Pk	35.3	-15.7	11.8	-34.79	-27	-7.79	44	289	H

Pk - Peak detector

UL VERIFICATION SERVICES INC.
47173 Benicia Street, Fremont, CA 94538; USA TEL:(510) 319-4000 FAX:(510) 661-0888

This report shall not be reproduced except in full, without the written approval of UL Verification Services Inc.

VERTICAL RESULT

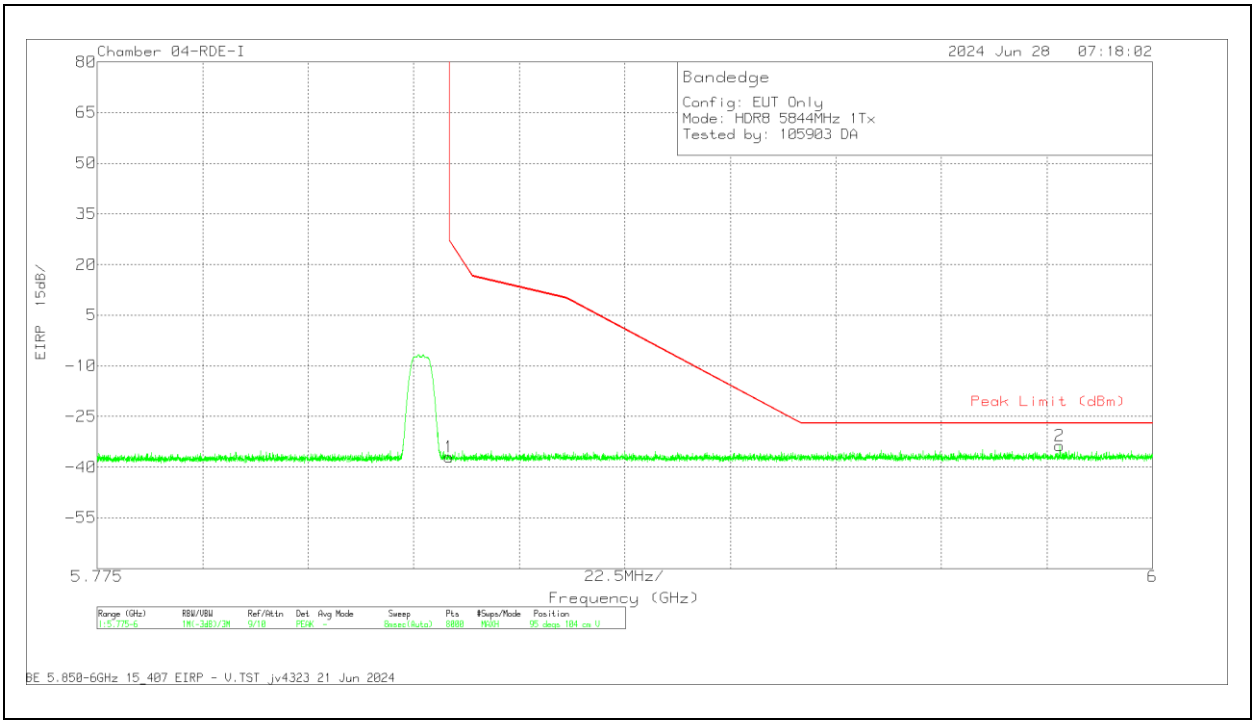

Marker	Frequency (GHz)	Meter Reading (dBm)	Det	84797 ACF (dB/m)	CBL AMP Pad(dB)	Conversion Factor (dB)	Corrected Reading EIRP (dBm)	Peak Limit (dBm)	PK Margin (dB)	Azimuth (Degs)	Height (cm)	Polarity
1	5.85	-68.31	Pk	35	-15.5	11.8	-37.01	27	-64.01	95	104	V
2	5.980257	-65.12	Pk	35.3	-15.7	11.8	-33.72	-27	-6.72	95	104	V

Pk - Peak detector

UL VERIFICATION SERVICES INC.
47173 Benicia Street, Fremont, CA 94538; USA TEL:(510) 319-4000 FAX:(510) 661-0888

This report shall not be reproduced except in full, without the written approval of UL Verification Services Inc.

ANT 5, SISO MODE

LOW CHANNEL, 5733MHz

HORIZONTAL RESULT

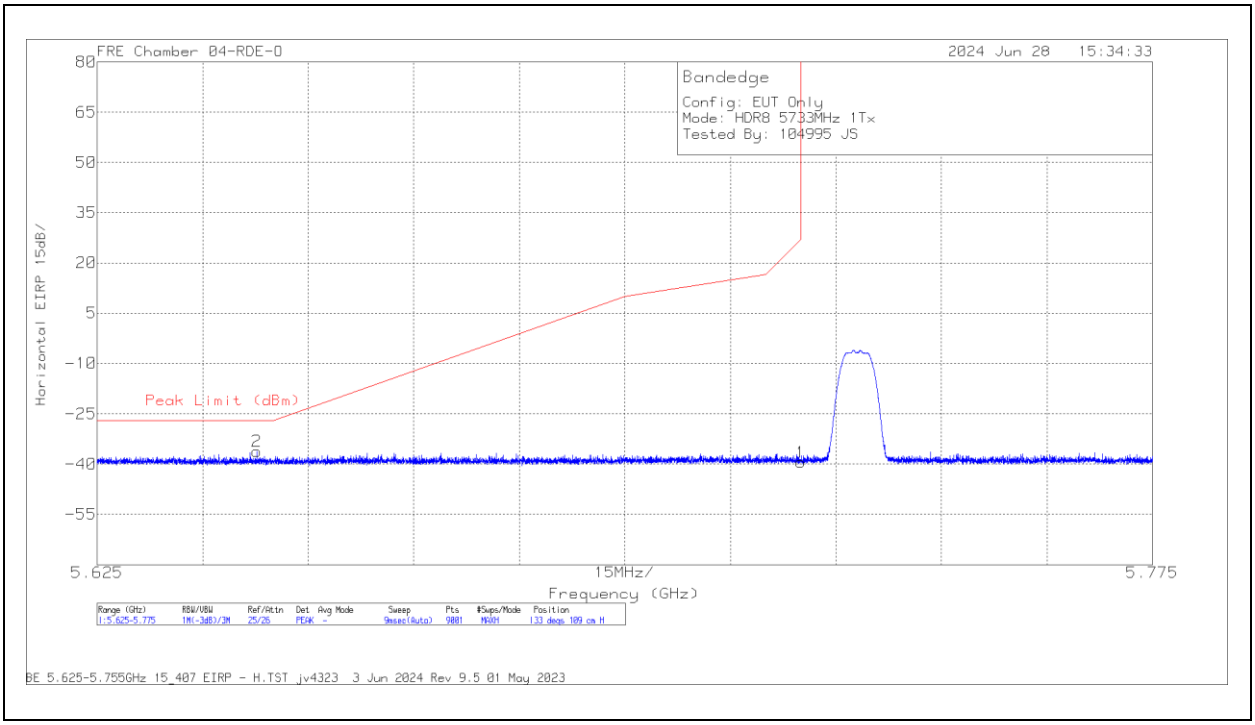

Marker	Frequency (GHz)	Meter Reading (dBm)	Det	80402 1m ACF (dB/m)	Conversion Factor (dB)	Gain/Loss (dB)	Corrected Reading EIRP (dBm)	Peak Limit (dBm)	PK Margin (dB)	Azimuth (Degs)	Height (cm)	Polarity
2	5.6477	-48.96	Pk	35.1	11.8	-34.07	-36.13	-27	-9.13	133	109	H
1	5.725	-52.37	Pk	35.2	11.8	-34.1	-39.47	27	-66.47	133	109	H

Pk - Peak detector

UL VERIFICATION SERVICES INC.
47173 Benicia Street, Fremont, CA 94538; USA TEL:(510) 319-4000 FAX:(510) 661-0888

This report shall not be reproduced except in full, without the written approval of UL Verification Services Inc.

VERTICAL RESULT

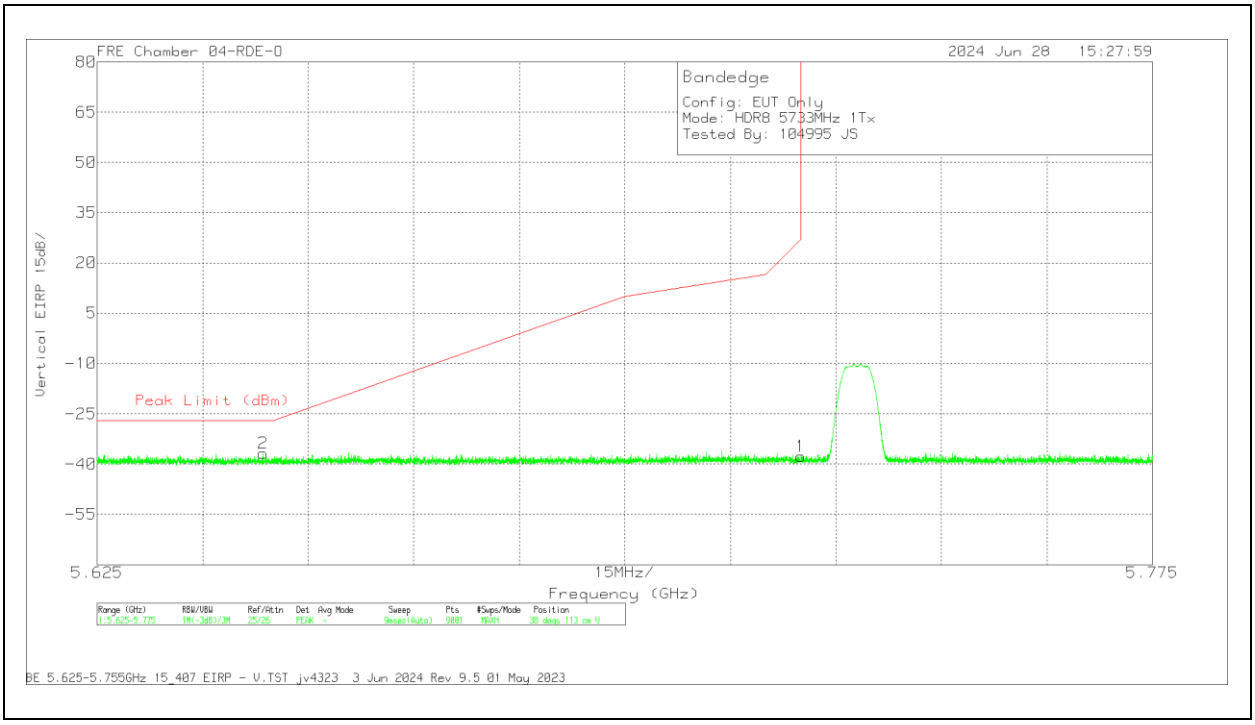

Marker	Frequency (GHz)	Meter Reading (dBm)	Det	80402 1m ACF (dB/m)	Conversion Factor (dB)	Gain/Loss (dB)	Corrected Reading EIRP (dBm)	Peak Limit (dBm)	PK Margin (dB)	Azimuth (Degs)	Height (cm)	Polarity
2	5.6486	-49.52	Pk	35.1	11.8	-34.16	-36.78	-27	-9.78	38	113	V
1	5.725	-50.66	Pk	35.2	11.8	-34.1	-37.76	27	-64.76	38	113	V

Pk - Peak detector

UL VERIFICATION SERVICES INC.
47173 Benicia Street, Fremont, CA 94538; USA TEL:(510) 319-4000 FAX:(510) 661-0888

This report shall not be reproduced except in full, without the written approval of UL Verification Services Inc.

HIGH CHANNEL, 5844MHz

HORIZONTAL RESULT

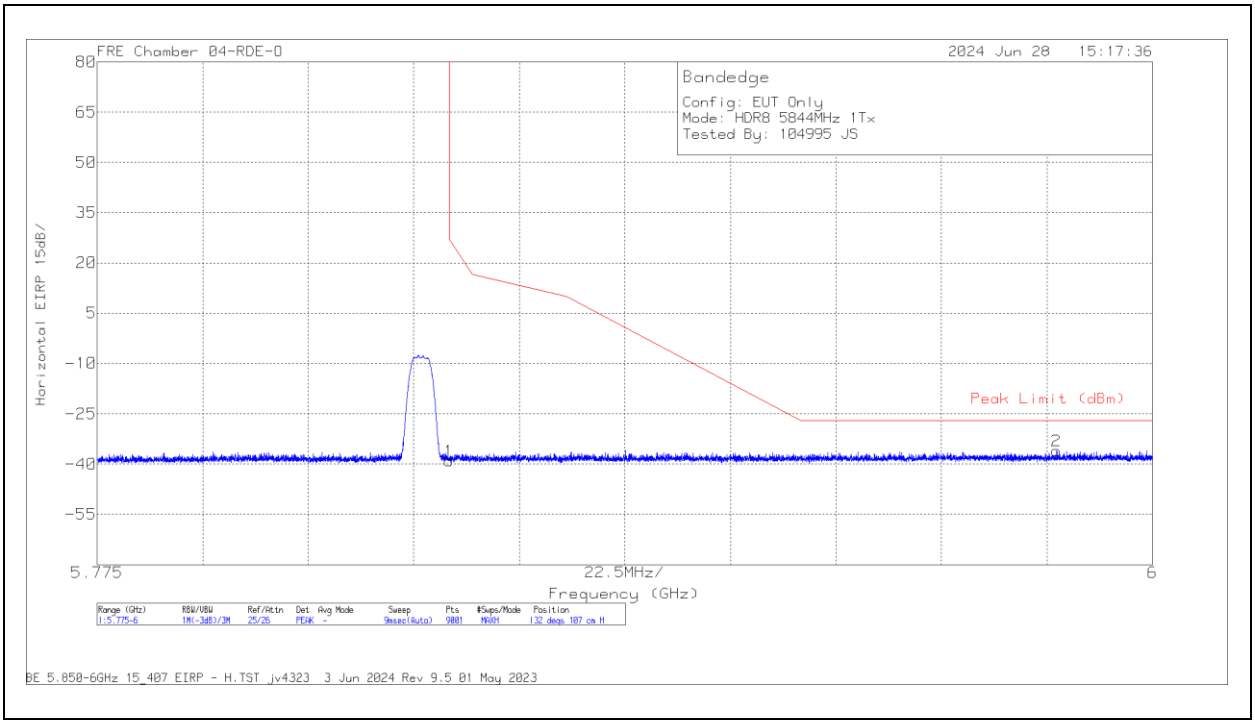

Marker	Frequency (GHz)	Meter Reading (dBm)	Det	80402 1m ACF (dB/m)	Conversion Factor (dB)	Gain/Loss (dB)	Corrected Reading EIRP (dBm)	Peak Limit (dBm)	PK Margin (dB)	Azimuth (Degs)	Height (cm)	Polarity
1	5.85	-52.51	Pk	35.4	11.8	-33.8	-39.11	27	-66.11	132	107	H
2	5.9796	-49.84	Pk	35.6	11.8	-33.66	-36.1	-27	-9.1	132	107	H

Pk - Peak detector

UL VERIFICATION SERVICES INC.
47173 Benicia Street, Fremont, CA 94538; USA TEL:(510) 319-4000 FAX:(510) 661-0888

This report shall not be reproduced except in full, without the written approval of UL Verification Services Inc.

VERTICAL RESULT

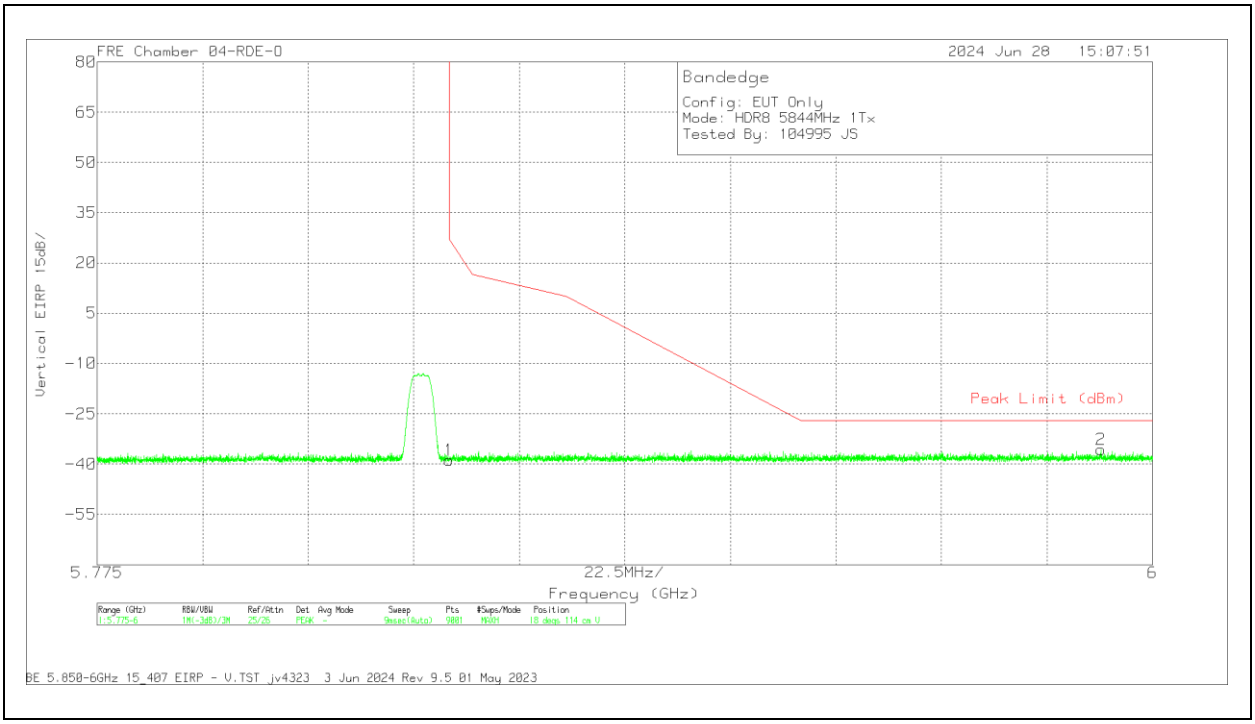

Marker	Frequency (GHz)	Meter Reading (dBm)	Det	80402 1m ACF (dB/m)	Conversion Factor (dB)	Gain/Loss (dB)	Corrected Reading EIRP (dBm)	Peak Limit (dBm)	PK Margin (dB)	Azimuth (Degs)	Height (cm)	Polarity
1	5.85	-52.16	Pk	35.4	11.8	-33.8	-38.76	27	-65.76	18	114	V
2	5.989	-49.6	Pk	35.6	11.8	-33.5	-35.7	-27	-8.7	18	114	V

Pk - Peak detector

UL VERIFICATION SERVICES INC.
47173 Benicia Street, Fremont, CA 94538; USA TEL:(510) 319-4000 FAX:(510) 661-0888

This report shall not be reproduced except in full, without the written approval of UL Verification Services Inc.

ANT 6 + ANT 5, MIMO TXBF MODE

LOW CHANNEL, 5733MHz

HORIZONTAL RESULT

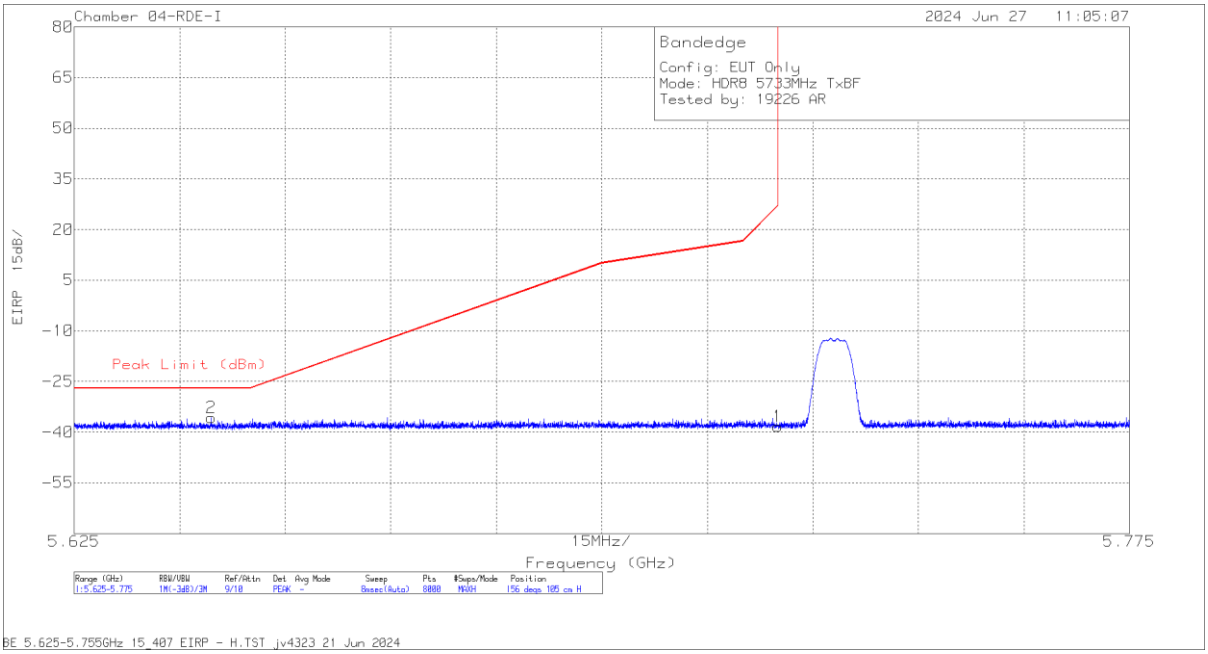

Marker	Frequency (GHz)	Meter Reading (dBm)	Det	84797 ACF (dB/m)	CBL AMP Pad(dB)	Conversion Factor (dB)	Corrected Reading EIRP (dBm)	Peak Limit (dBm)	PK Margin (dB)	Azimuth (Degs)	Height (cm)	Polarity
2	5.644502	-65.6	Pk	34.9	-16.8	11.8	-35.7	-27	-8.7	156	105	H
1	5.725	-68.4	Pk	34.9	-16.6	11.8	-38.3	27	-65.3	156	105	H

Pk - Peak detector

UL VERIFICATION SERVICES INC.
47173 Benicia Street, Fremont, CA 94538; USA TEL:(510) 319-4000 FAX:(510) 661-0888

This report shall not be reproduced except in full, without the written approval of UL Verification Services Inc.

VERTICAL RESULT

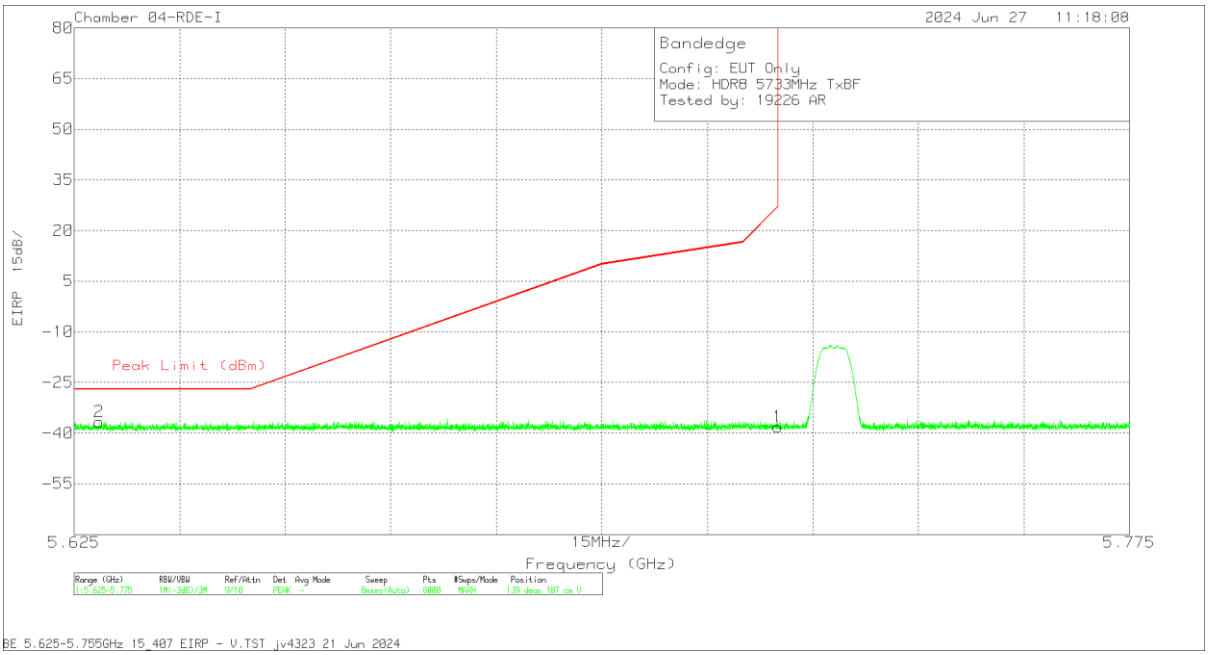

Marker	Frequency (GHz)	Meter Reading (dBm)	Det	84797 ACF (dB/m)	CBL AMP Pad(dB)	Conversion Factor (dB)	Corrected Reading EIRP (dBm)	Peak Limit (dBm)	PK Margin (dB)	Azimuth (Degs)	Height (cm)	Polarity
2	5.628544	-66.59	Pk	34.9	-16.7	11.8	-36.59	-27	-9.59	139	107	V
1	5.725	-68.27	Pk	34.9	-16.6	11.8	-38.17	27	-65.17	139	107	V

Pk - Peak detector

UL VERIFICATION SERVICES INC.
47173 Benicia Street, Fremont, CA 94538; USA TEL:(510) 319-4000 FAX:(510) 661-0888

This report shall not be reproduced except in full, without the written approval of UL Verification Services Inc.

HIGH CHANNEL, 5844MHz

HORIZONTAL RESULT

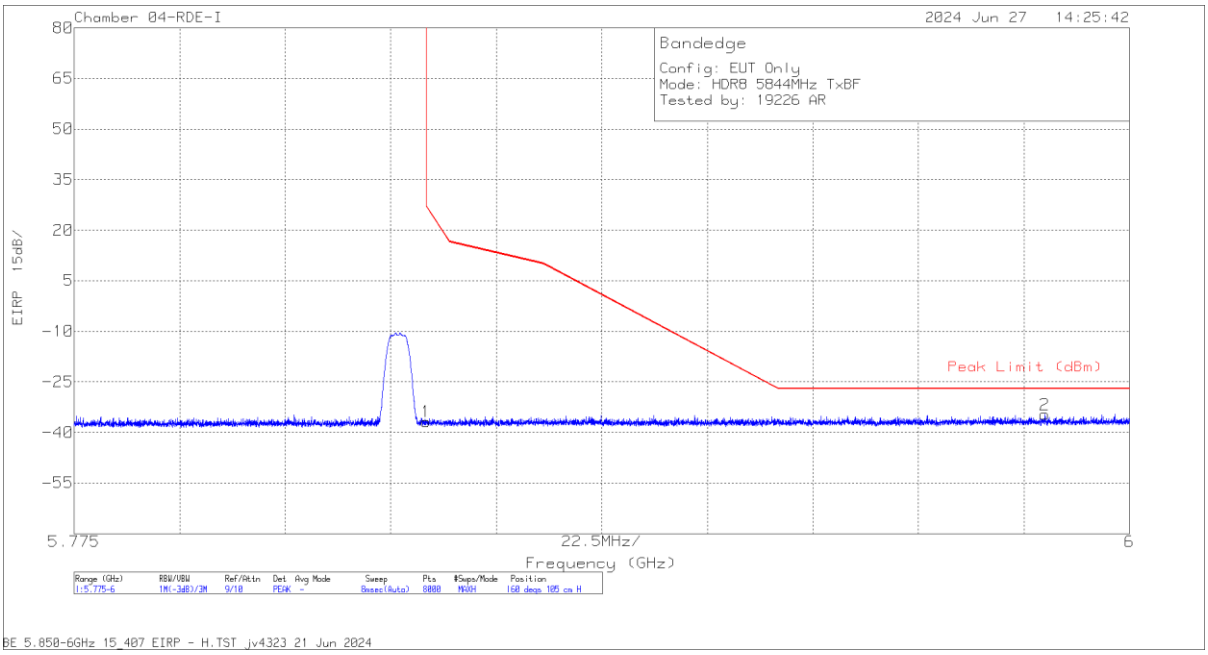

Marker	Frequency (GHz)	Meter Reading (dBm)	Det	84797 ACF (dB/m)	CBL AMP Pad(dB)	Conversion Factor (dB)	Corrected Reading EIRP (dBm)	Peak Limit (dBm)	PK Margin (dB)	Azimuth (Degs)	Height (cm)	Polarity
1	5.85	-68.09	Pk	35	-15.5	11.8	-36.79	27	-63.79	160	105	H
2	5.982001	-66.08	Pk	35.3	-15.7	11.8	-34.68	-27	-7.68	160	105	H

Pk - Peak detector

UL VERIFICATION SERVICES INC.
47173 Benicia Street, Fremont, CA 94538; USA TEL:(510) 319-4000 FAX:(510) 661-0888

This report shall not be reproduced except in full, without the written approval of UL Verification Services Inc.

VERTICAL RESULT

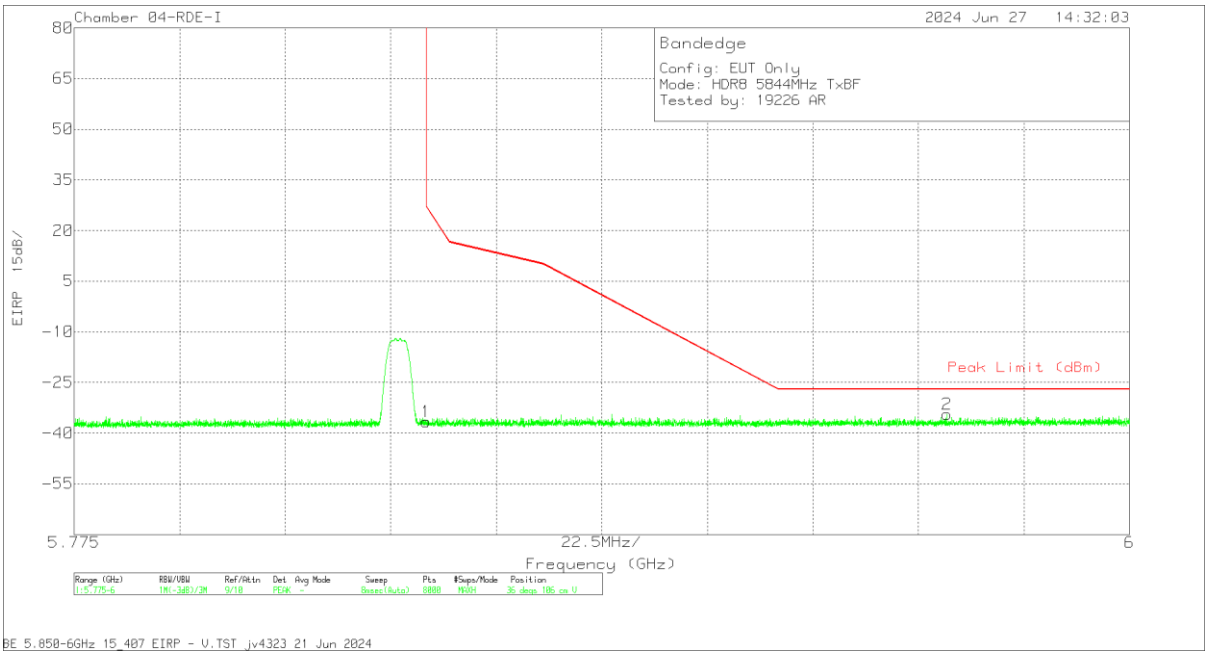

Marker	Frequency (GHz)	Meter Reading (dBm)	Det	84797 ACF (dB/m)	CBL AMP Pad(dB)	Conversion Factor (dB)	Corrected Reading EIRP (dBm)	Peak Limit (dBm)	PK Margin (dB)	Azimuth (Degs)	Height (cm)	Polarity
1	5.85	-67.91	Pk	35	-15.5	11.8	-36.61	27	-63.61	36	106	V
2	5.961101	-66	Pk	35.3	-15.5	11.8	-34.4	-27	-7.4	36	106	V

Pk - Peak detector

UL VERIFICATION SERVICES INC.
47173 Benicia Street, Fremont, CA 94538; USA TEL:(510) 319-4000 FAX:(510) 661-0888

This report shall not be reproduced except in full, without the written approval of UL Verification Services Inc.

10.1.24. HDR8 LOW POWER, UNII-3 BAND, MIMO TXBF MODE HARMONIC AND SPURIOUS

LOW CHANNEL, 5733MHz

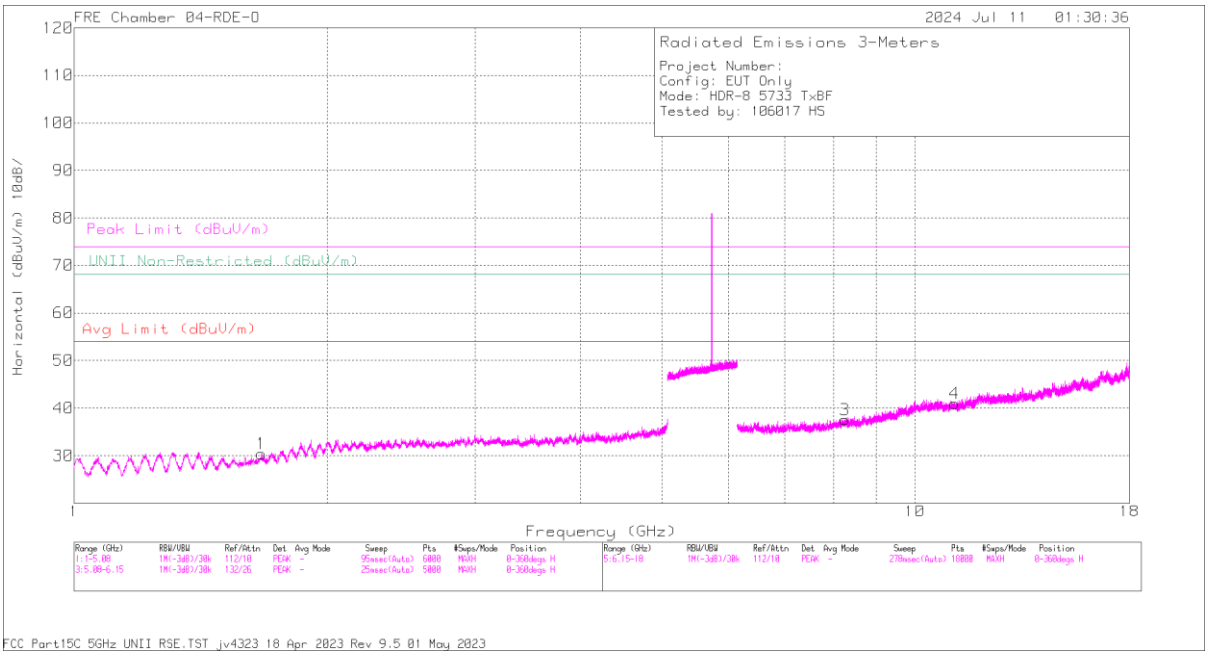

HORIZONTAL

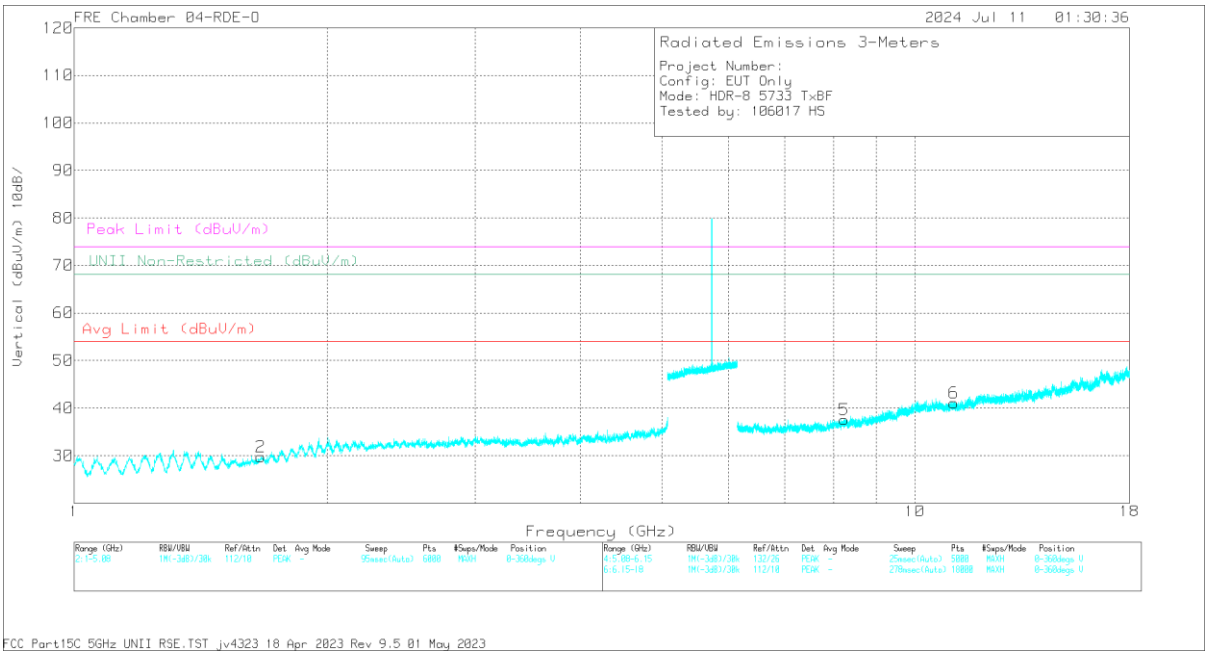

VERTICAL

UL VERIFICATION SERVICES INC.
47173 Benicia Street, Fremont, CA 94538; USA TEL:(510) 319-4000 FAX:(510) 661-0888
This report shall not be reproduced except in full, without the written approval of UL Verification Services Inc.

RADIATED EMISSIONS

Marker	Frequency (GHz)	Meter Reading (dBuV)	Det	80402 1m ACF (dB/m)	Gain/Loss (dB)	DCCF (dB)	Corrected Reading (dBuV/m)	Avg Limit (dBuV/m)	Margin (dB)	Peak Limit (dBuV/m)	PK Margin (dB)	Azimuth (Degs)	Height (cm)	Polarity
1	* 1.673793	57.42	PK-U	29.1	-46.6	0	39.92	-	-	74	-34.08	249	306	H
	* 1.672576	45.87	ADR	29.1	-46.6	0	28.37	54	-25.63	-	-	249	306	H
2	* 1.670777	57.97	PK-U	29.1	-46.6	0	40.47	-	-	74	-33.53	100	308	V
	* 1.670714	45.88	ADR	29.1	-46.6	0	28.38	54	-25.62	-	-	100	308	V
3	* 8.2551	52.08	PK-U	36.1	-40.9	0	47.28	-	-	74	-26.72	338	279	H
	* 8.254835	40.73	ADR	36.1	-40.9	0	35.93	54	-18.07	-	-	338	279	H
4	* 11.146059	52.24	PK-U	38.4	-39.7	0	50.94	-	-	74	-23.06	244	171	H
	* 11.147219	40.61	ADR	38.4	-39.7	0	39.31	54	-14.69	-	-	244	171	H
5	* 8.23401	51.94	PK-U	36.1	-41.2	0	46.84	-	-	74	-27.16	61	290	V
	* 8.235249	40.79	ADR	36.1	-41.1	0	35.79	54	-18.21	-	-	61	290	V
6	* 11.137387	52.08	PK-U	38.4	-39.5	0	50.98	-	-	74	-23.02	263	400	V
	* 11.138337	40.38	ADR	38.4	-39.5	0	39.28	54	-14.72	-	-	263	400	V

* - indicates frequency in CFR47 Pt 15 / IC RSS-Restricted Band
PK-U - U-NII: Maximum Peak
ADR - U-NII AD primary method, RMS average

UL VERIFICATION SERVICES INC.
47173 Benicia Street, Fremont, CA 94538; USA TEL:(510) 319-4000 FAX:(510) 661-0888
This report shall not be reproduced except in full, without the written approval of UL Verification Services Inc.

MID CHANNEL, 5788MHz

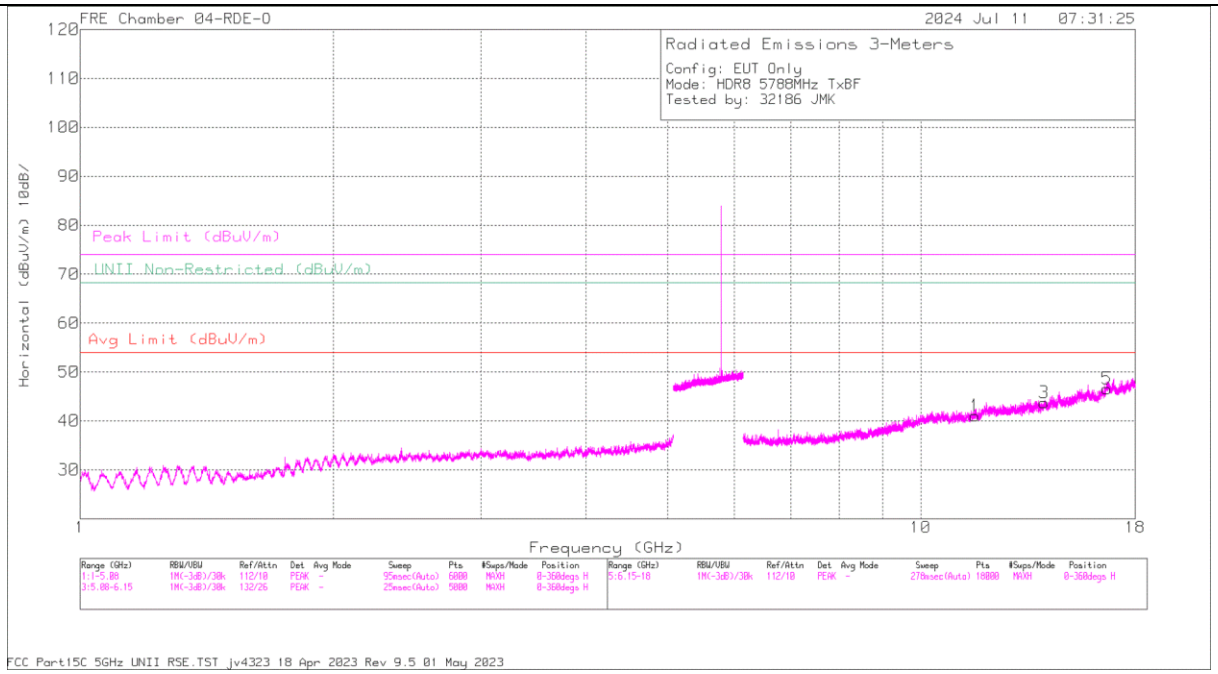

HORIZONTAL

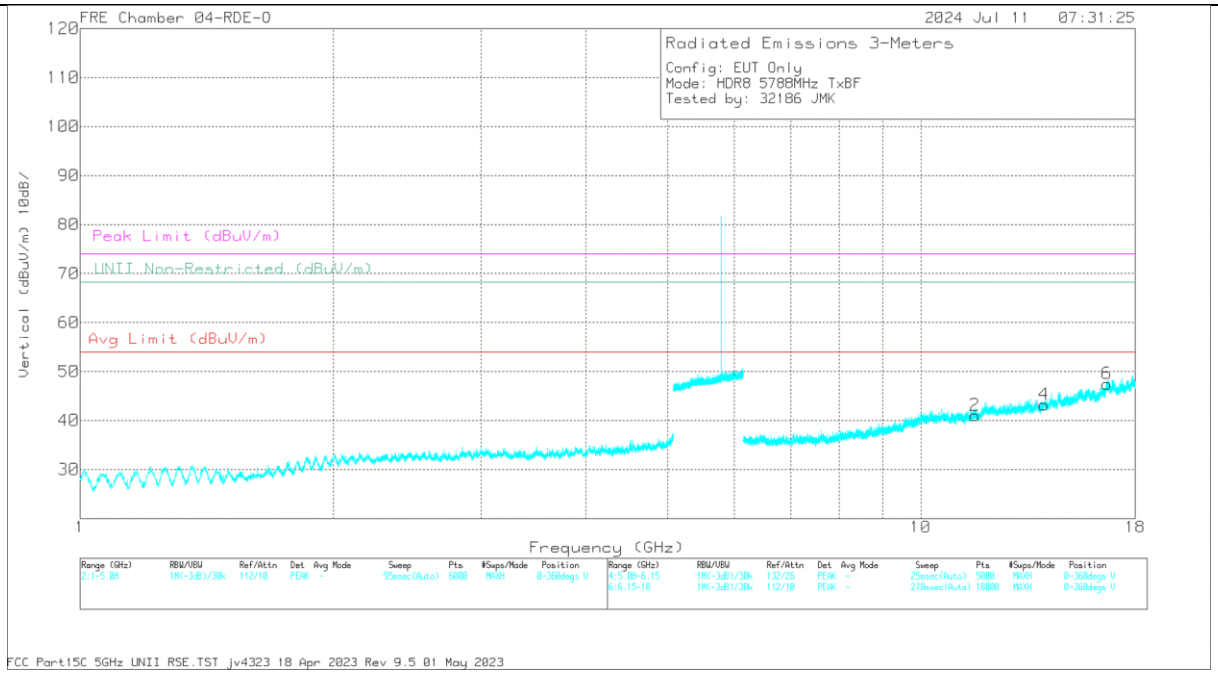

VERTICAL

UL VERIFICATION SERVICES INC.
47173 Benicia Street, Fremont, CA 94538; USA TEL:(510) 319-4000 FAX:(510) 661-0888
This report shall not be reproduced except in full, without the written approval of UL Verification Services Inc.

RADIATED EMISSIONS

Marker	Frequency (GHz)	Meter Reading (dBuV)	Det	80402 1m ACF (dB/m)	Gain/Loss (dB)	Corrected Reading (dBuV/m)	Avg Limit (dBuV/m)	Margin (dB)	Peak Limit (dBuV/m)	PK Margin (dB)	Azimuth (Degs)	Height (cm)	Polarity
1	* 11.600721	53.17	PK-U	38.6	-39.3	52.47	-	-	74	-21.53	77	126	H
	* 11.600013	41.07	ADR	38.6	-39.3	40.37	54	-13.63	-	-	77	126	H
2	* 11.601127	52.84	PK-U	38.6	-39.29	52.15	-	-	74	-21.85	230	104	V
	* 11.602869	41.01	ADR	38.7	-39.37	40.34	54	-13.66	-	-	230	104	V
3	14.020836	52.86	PK-U	39.5	-38.7	53.66	-	-	68.2	-14.54	2	150	V
4	14.021085	52.95	PK-U	39.5	-38.7	53.75	-	-	68.2	-14.45	8	122	H
5	16.65248	53.93	PK-U	41.9	-38.05	57.78	-	-	68.2	-10.42	21	187	H
6	16.655927	53.23	PK-U	41.9	-38.1	57.03	-	-	68.2	-11.17	259	250	V

* - indicates frequency in CFR47 Pt 15 / IC RSS-Restricted Band
PK-U - U-NII: Maximum Peak
ADR - U-NII AD primary method, RMS average

UL VERIFICATION SERVICES INC.
47173 Benicia Street, Fremont, CA 94538; USA TEL:(510) 319-4000 FAX:(510) 661-0888
This report shall not be reproduced except in full, without the written approval of UL Verification Services Inc.

HIGH CHANNEL, 5844MHz

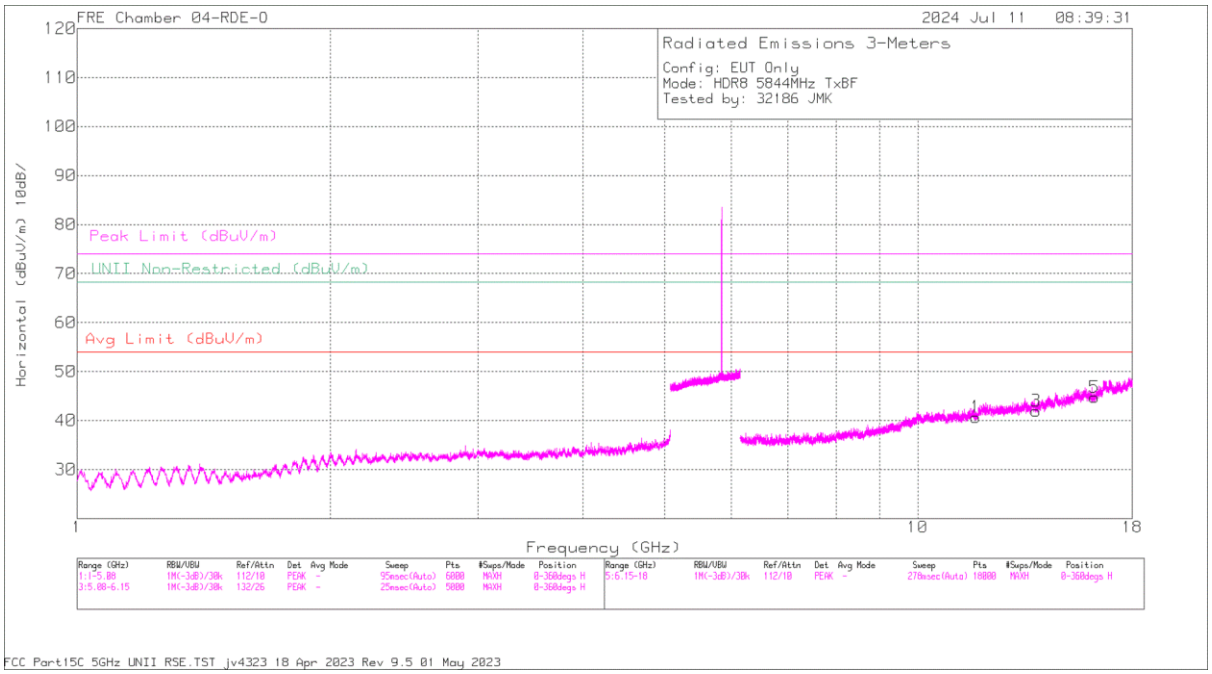

HORIZONTAL

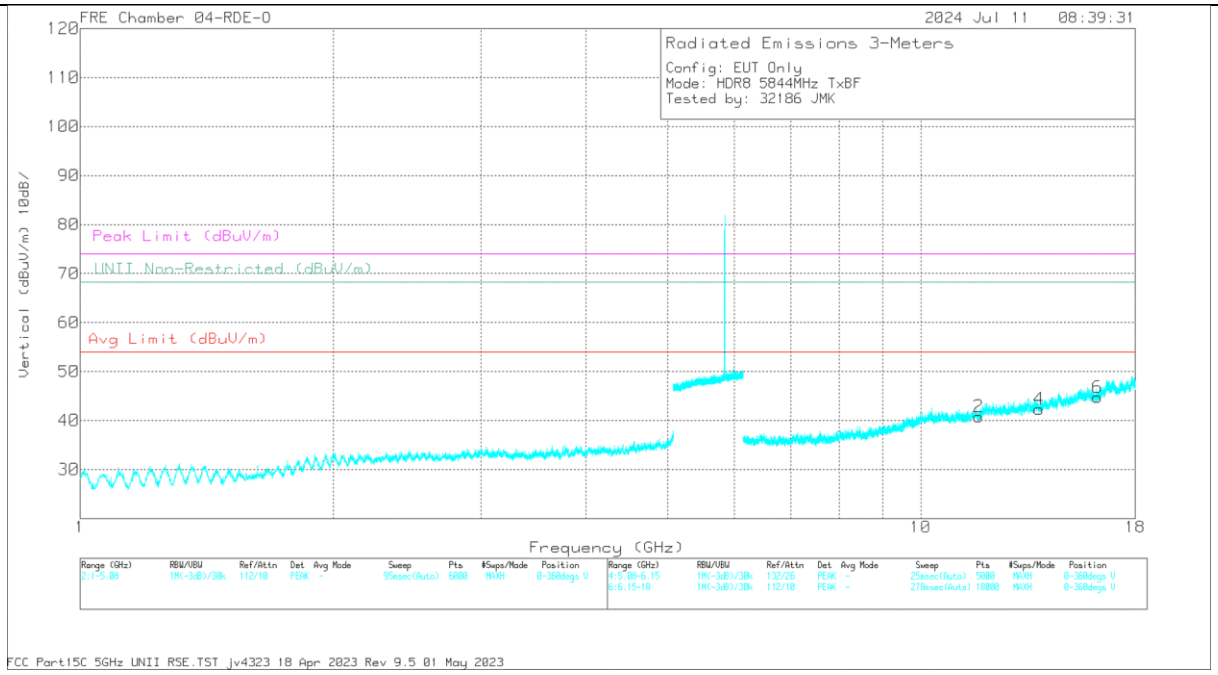

VERTICAL

UL VERIFICATION SERVICES INC.
47173 Benicia Street, Fremont, CA 94538; USA TEL:(510) 319-4000 FAX:(510) 661-0888

This report shall not be reproduced except in full, without the written approval of UL Verification Services Inc.

RADIATED EMISSIONS

Marker	Frequency (GHz)	Meter Reading (dBuV)	Det	80402 1m ACF (dB/m)	Gain/Loss (dB)	Corrected Reading (dBuV/m)	Avg Limit (dBuV/m)	Margin (dB)	Peak Limit (dBuV/m)	PK Margin (dB)	Azimuth (Degs)	Height (cm)	Polarity
1	* 11.722573	52.43	PK-U	38.8	-39.4	51.83	-	-	74	-22.17	230	251	H
	* 11.722432	40.84	ADR	38.8	-39.4	40.24	54	-13.76	-	-	230	251	H
2	* 11.721655	52.4	PK-U	38.8	-39.37	51.83	-	-	74	-22.17	219	197	V
	* 11.721606	40.85	ADR	38.8	-39.36	40.29	54	-13.71	-	-	219	197	V
3	13.826601	52.36	PK-U	39.3	-39.16	52.5	-	-	68.2	-15.7	351	242	H
4	13.827581	52.55	PK-U	39.3	-39.2	52.65	-	-	68.2	-15.55	281	102	V
5	16.228394	53.06	PK-U	41.1	-38.8	55.36	-	-	68.2	-12.84	1	183	H
6	16.229161	53.55	PK-U	41.1	-38.8	55.85	-	-	68.2	-12.35	310	249	V

* - indicates frequency in CFR47 Pt 15 / IC RSS-Restricted Band
PK-U - U-NII: Maximum Peak
ADR - U-NII AD primary method, RMS average

UL VERIFICATION SERVICES INC.
47173 Benicia Street, Fremont, CA 94538; USA TEL:(510) 319-4000 FAX:(510) 661-0888
This report shall not be reproduced except in full, without the written approval of UL Verification Services Inc.

10.2. WORST CASE BELOW 1 GHz

SPURIOUS EMISSIONS 30 TO 1000 MHz (WORST-CASE CONFIGURATION)

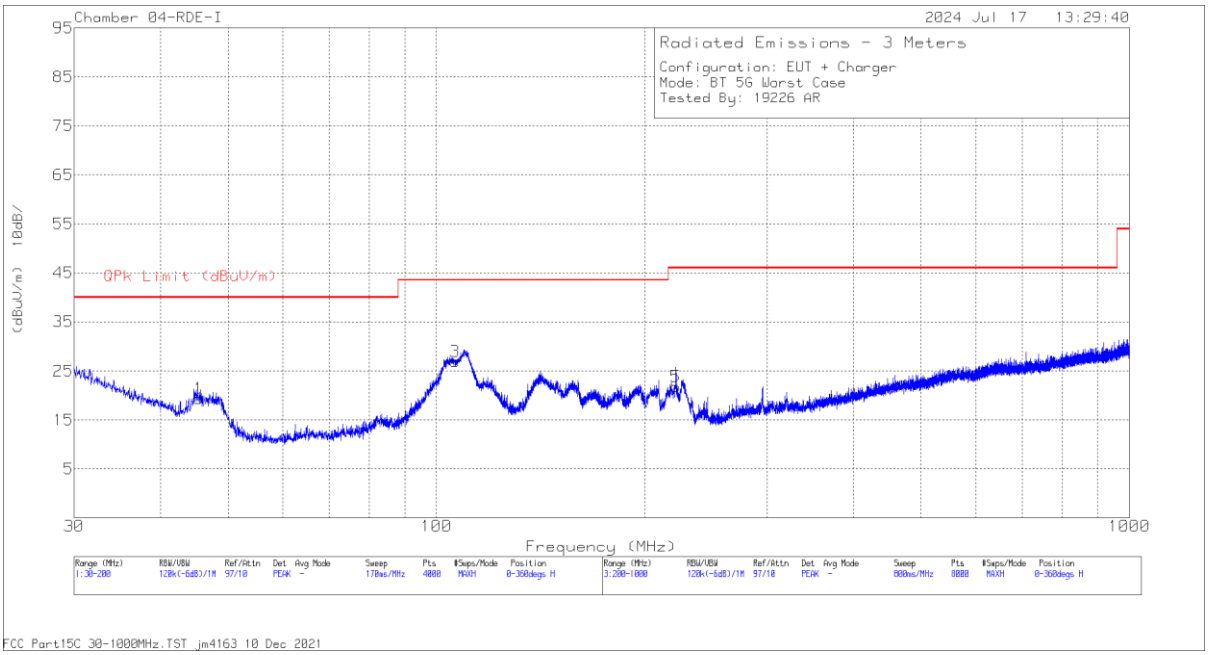

HORIZONTAL

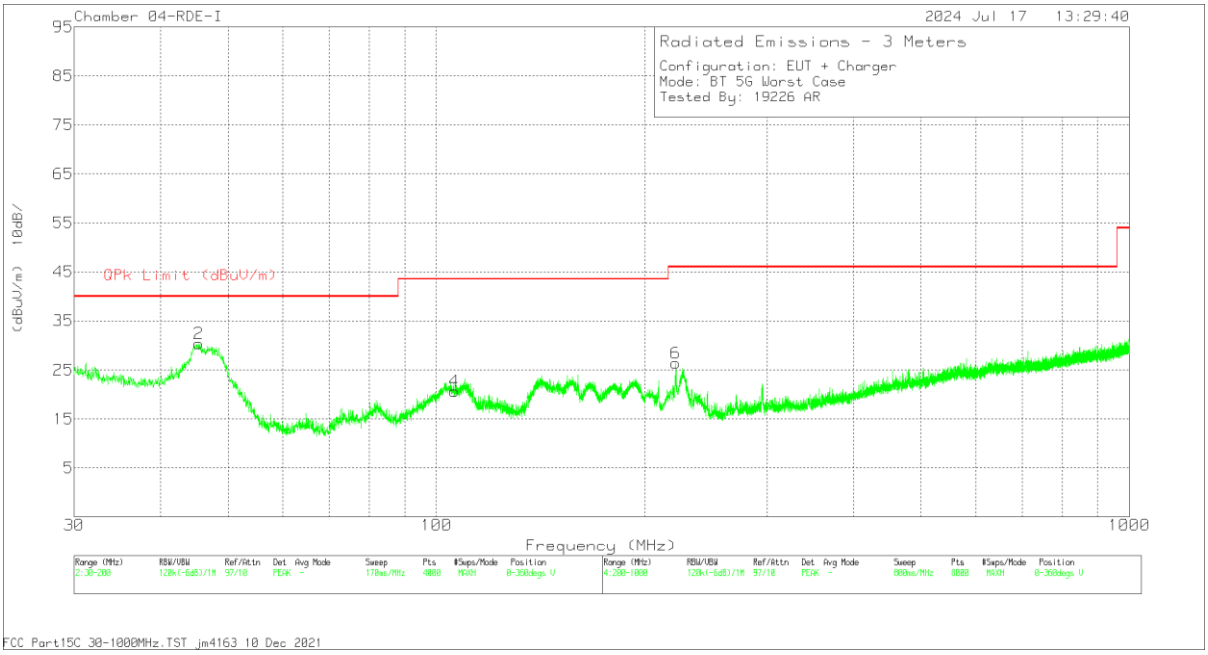

VERTICAL

UL VERIFICATION SERVICES INC.
47173 Benicia Street, Fremont, CA 94538; USA TEL:(510) 319-4000 FAX:(510) 661-0888

This report shall not be reproduced except in full, without the written approval of UL Verification Services Inc.

Below 1GHz Data

Marker	Frequency (MHz)	Meter Reading (dBuV)	Det	80714 ACF (dB/m)	Amp/Cbl (dB)	Corrected Reading (dBuV/m)	QPk Limit (dBuV/m)	Margin (dB)	Azimuth (Degs)	Height (cm)	Polarity
1	45.389	33.92	Pk	16.6	-31.1	19.42	40	-20.58	0-360	399	H
2	45.389	44.84	Pk	16.6	-31.1	30.34	40	-9.66	0-360	100	V
	45.2495	39.26	Qp	16.6	-31.1	24.76	40	-15.24	261	118	V
4	106.18	33.55	Pk	17.7	-30.6	20.65	43.52	-22.87	0-360	100	V
3	106.265	39.87	Pk	17.7	-30.6	26.97	43.52	-16.55	0-360	299	H
5	221.403	35.48	Pk	16.4	-30.1	21.78	46.02	-24.24	0-360	100	H
6	221.403	40.06	Pk	16.4	-30.1	26.36	46.02	-19.66	0-360	199	V

Pk - Peak detector

UL VERIFICATION SERVICES INC.
47173 Benicia Street, Fremont, CA 94538; USA TEL:(510) 319-4000 FAX:(510) 661-0888

This report shall not be reproduced except in full, without the written approval of UL Verification Services Inc.

10.3. WORST CASE 18-26 GHz

SPURIOUS EMISSIONS 18-26 GHz (WORST-CASE CONFIGURATION)

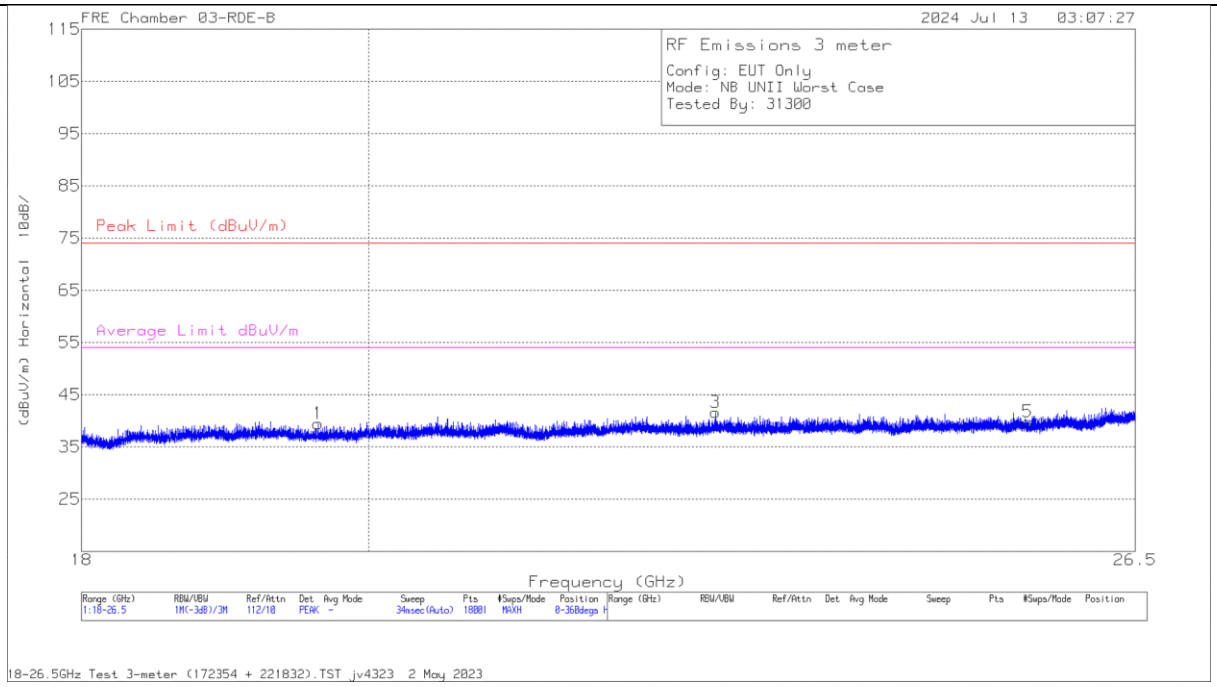

HORIZONTAL

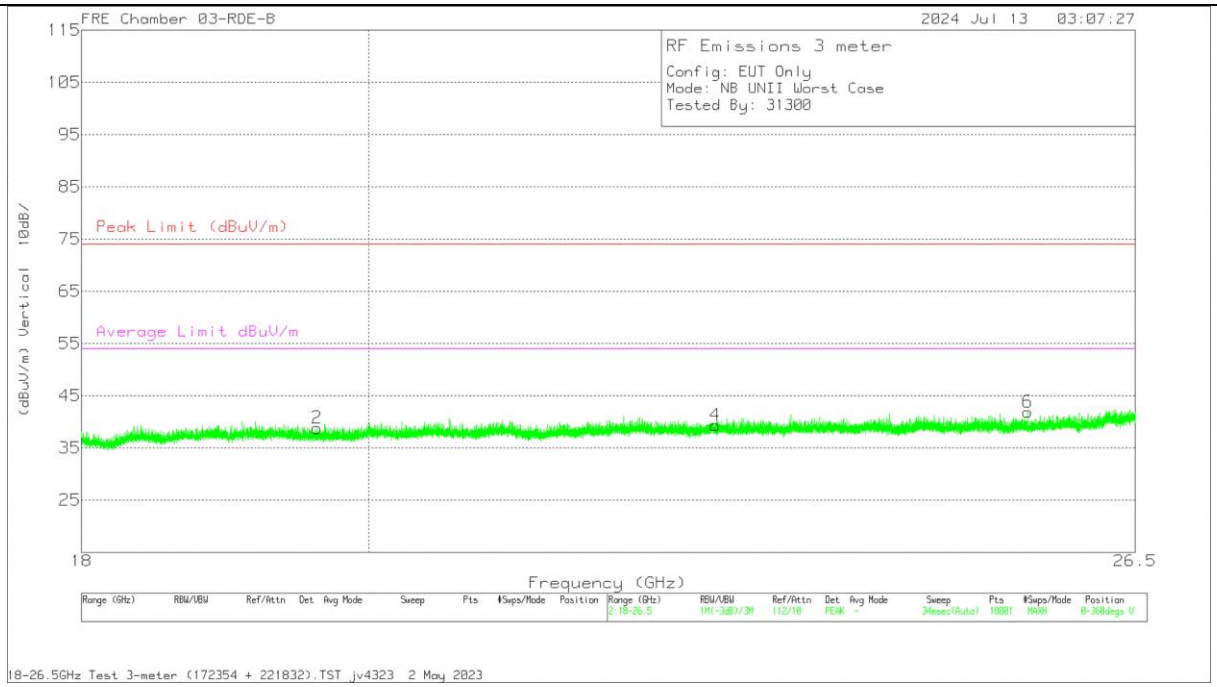

VERTICAL

UL VERIFICATION SERVICES INC.
47173 Benicia Street, Fremont, CA 94538; USA TEL:(510) 319-4000 FAX:(510) 661-0888

This report shall not be reproduced except in full, without the written approval of UL Verification Services Inc.

18 – 26GHz Data

Marker	Frequency (GHz)	Meter Reading (dBuV)	Det	172354 AFC (dB/m)	18-26GHz Amp (dB/m)	CBL (dB)	Corrected Reading (dBuV/m)	Peak Limit (dBuV/m)	PK Margin (dB)	Average Limit dBuV/m	Margin (dB)	Azimuth (Degs)	Height (cm)	Polarity
1	* 19.632944	55.76	Pk	32.4	-62.6	13.9	39.46	74	-34.54	54	-14.54	0-360	101	H
3	* 22.717026	55.5	Pk	33.1	-62	15	41.6	74	-32.4	54	-12.4	0-360	200	H
2	* 19.62586	55.12	Pk	32.4	-62.6	13.9	38.82	74	-35.18	54	-15.18	0-360	101	V
4	* 22.716081	53.24	Pk	33.1	-62	15	39.34	74	-34.66	54	-14.66	0-360	200	V
5	25.473858	51.95	Pk	33.8	-61.9	15.9	39.75	74	-34.25	-	-	0-360	200	H
6	25.473858	54.05	Pk	33.8	-61.9	15.9	41.85	74	-32.15	-	-	0-360	101	V

* - indicates frequency in CFR47 Pt 15 / IC RSS-Restricted Band
Pk - Peak detector

UL VERIFICATION SERVICES INC.
47173 Benicia Street, Fremont, CA 94538; USA TEL:(510) 319-4000 FAX:(510) 661-0888
This report shall not be reproduced except in full, without the written approval of UL Verification Services Inc.

10.4. WORST CASE 26-40 GHz

SPURIOUS EMISSIONS 26-40 GHz (WORST-CASE CONFIGURATION)

HORIZONTAL

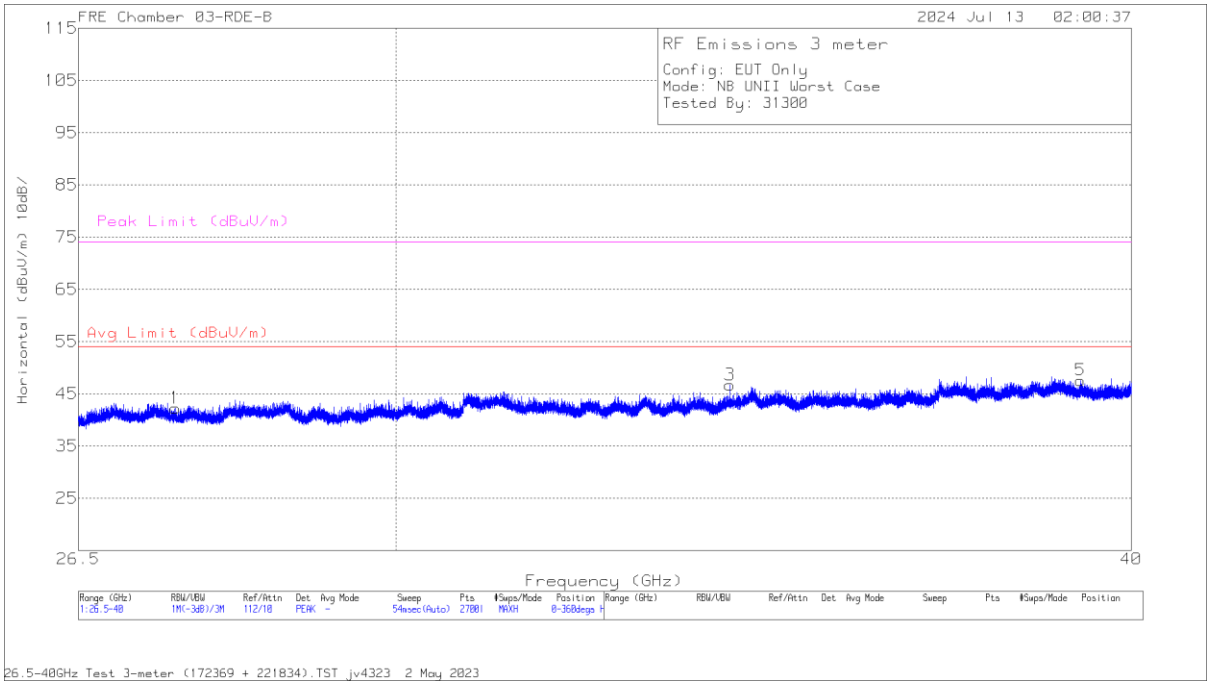

VERTICAL

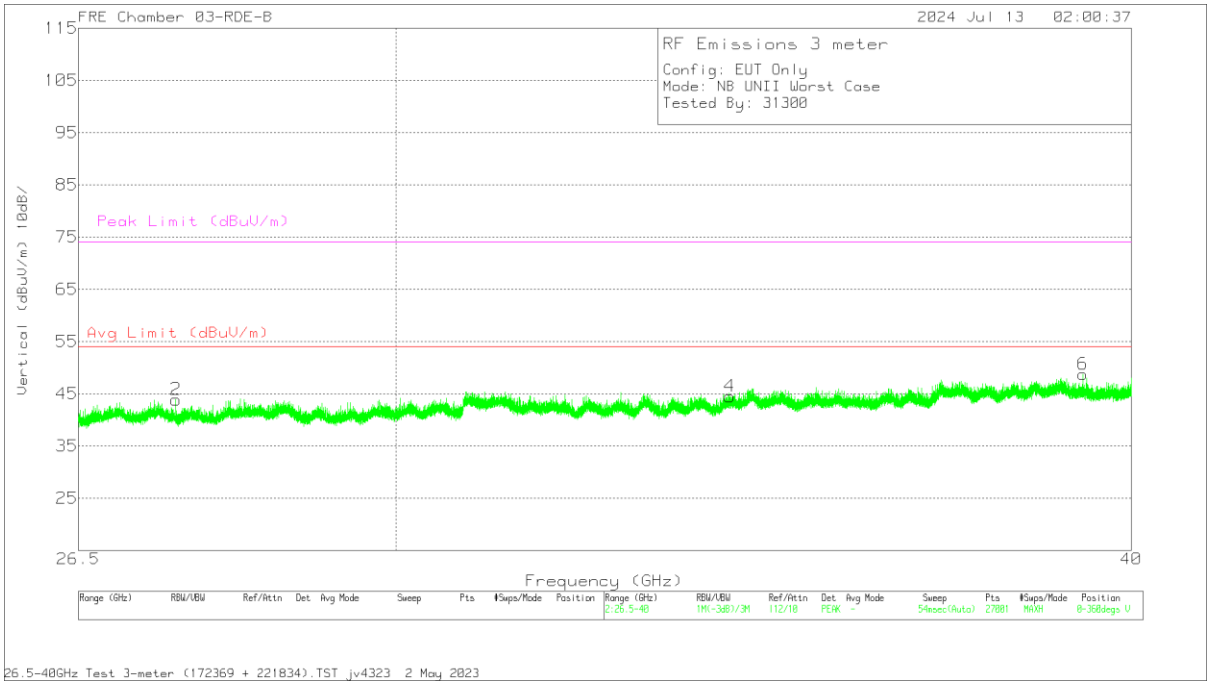

UL VERIFICATION SERVICES INC.
47173 Benicia Street, Fremont, CA 94538; USA TEL:(510) 319-4000 FAX:(510) 661-0888

This report shall not be reproduced except in full, without the written approval of UL Verification Services Inc.

26 – 40GHz Data

Marker	Frequency (GHz)	Meter Reading (dBuV)	Det	172369 AFC (dB/m)	221834 Amp/Cbl (dB/m)	CBL (dB)	Corrected Reading (dBuV/m)	Avg Limit (dBuV/m)	Margin (dB)	Peak Limit (dBuV/m)	PK Margin (dB)	Azimuth (Degs)	Height (cm)	Polarity
5	* 39.2125	53.14	Pk	38.1	-64.5	20.8	47.54	54	-6.46	74	-26.46	0-360	101	H
6	* 39.25	54.34	Pk	38.1	-64.4	20.7	48.74	54	-5.26	74	-25.26	0-360	200	V
1	27.523	51.7	Pk	35.6	-62.1	17	42.2	-	-	74	-31.8	0-360	101	H
2	27.529	53.46	Pk	35.6	-62.1	16.9	43.86	-	-	74	-30.14	0-360	200	V
4	34.187	49.26	Pk	37.2	-61	19	44.46	-	-	74	-29.54	0-360	200	V
3	34.1885	51.46	Pk	37.2	-61	19	46.66	-	-	74	-27.34	0-360	101	H

* - indicates frequency in CFR47 Pt 15 / IC RSS-Restricted Band
Pk - Peak detector

UL VERIFICATION SERVICES INC.
47173 Benicia Street, Fremont, CA 94538; USA TEL:(510) 319-4000 FAX:(510) 661-0888
This report shall not be reproduced except in full, without the written approval of UL Verification Services Inc.

11. AC POWERLINE CONDUCTED EMISSIONS

LIMITS

FCC §15.207 (a)

Frequency of Emission (MHz)	Conducted Limit (dBµV)	
	Quasi-peak	Average
0.15-0.5	66 to 56 *	56 to 46 *
0.5-5	56	46
5-30	60	50

*Decreases with the logarithm of the frequency.

TEST PROCEDURE

The EUT is placed on a non-conducting table 40 cm from the vertical ground plane and 80 cm above the horizontal ground plane. The EUT is configured in accordance with ANSI C63.10.

The receiver is set to a resolution bandwidth of 9 kHz. Peak detection is used unless otherwise noted as quasi-peak or average.

Line conducted data is recorded for both NEUTRAL and HOT lines.

RESULTS

UL VERIFICATION SERVICES INC.
47173 Benicia Street, Fremont, CA 94538; USA TEL:(510) 319-4000 FAX:(510) 661-0888

This report shall not be reproduced except in full, without the written approval of UL Verification Services Inc.

11.1. AC POWER LINE WITH LAPTOP

LINE 1 RESULTS

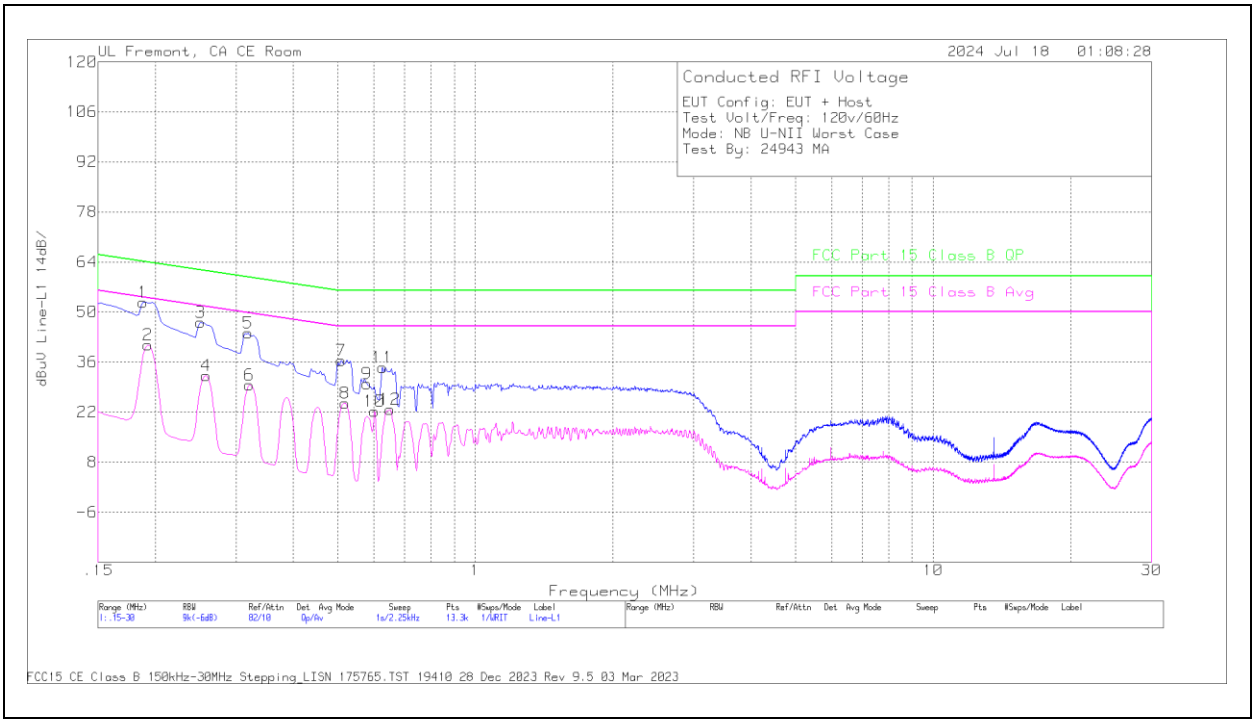

Trace Markers

Range 1: Line-L1 .15 - 30MHz											
Marker	Frequency (MHz)	Meter Reading (dBuV)	Det	LISN (dB)	Cbl (dB)	Trns Limiter (dB)	Corrected Reading (dBuV)	FCC Part 15 Class B QP (dBuV)	QP Margin (dB)	FCC Part 15 Class B Avg (dBuV)	Av Margin (dB)
2	.1928	31.15	Av	.1	.1	9.4	40.75	-	-	53.92	-13.17
4	.258	22.82	Av	0	0	9.4	32.22	-	-	51.5	-19.28
6	.321	20.1	Av	0	.1	9.4	29.6	-	-	49.68	-20.08
8	.5201	15.21	Av	0	0	9.3	24.51	-	-	46	-21.49
10	.6023	12.76	Av	0	0	9.4	22.16	-	-	46	-23.84
12	.6518	13.19	Av	0	.1	9.4	22.69	-	-	46	-23.31
1	.1883	43.12	Qp	.1	.1	9.4	52.72	64.11	-11.39	-	-
3	.2513	37.77	Qp	0	0	9.4	47.17	61.72	-14.55	-	-
5	.3188	34.61	Qp	0	.1	9.4	44.11	59.74	-15.63	-	-
7	.51	27.12	Qp	0	0	9.3	36.42	56	-19.58	-	-
9	.5798	20.59	Qp	0	0	9.4	29.99	56	-26.01	-	-
11	.627	24.96	Qp	0	.1	9.4	34.46	56	-21.54	-	-

Qp - Quasi-Peak detector
Av - Average detection

UL VERIFICATION SERVICES INC.
47173 Benicia Street, Fremont, CA 94538; USA TEL:(510) 319-4000 FAX:(510) 661-0888
This report shall not be reproduced except in full, without the written approval of UL Verification Services Inc.

LINE 2 RESULTS

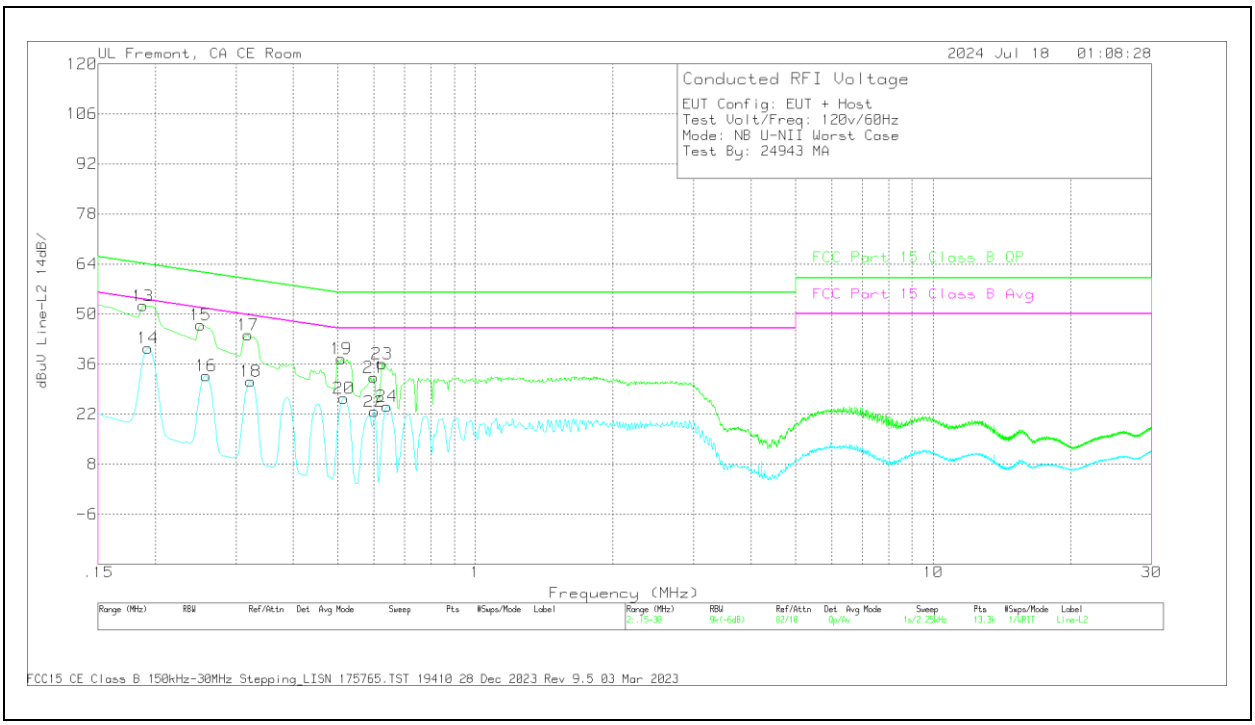

Trace Markers

Range 2: Line-L2 .15 - 30MHz											
Marker	Frequency (MHz)	Meter Reading (dBuV)	Det	LISN (dB)	Cbl (dB)	Trns Limiter (dB)	Corrected Reading (dBuV)	FCC Part 15 Class B QP (dBuV)	QP Margin (dB)	FCC Part 15 Class B Avg (dBuV)	Av Margin (dB)
14	.1928	30.96	Av	0	.1	9.4	40.46	-	-	53.92	-13.46
16	.258	23.39	Av	0	0	9.4	32.79	-	-	51.5	-18.71
18	.3233	21.6	Av	0	.1	9.4	31.1	-	-	49.62	-18.52
20	.5168	17.06	Av	0	0	9.3	26.36	-	-	46	-19.64
22	.6023	13.17	Av	0	.1	9.4	22.67	-	-	46	-23.33
24	.6416	14.62	Av	0	.1	9.4	24.12	-	-	46	-21.88
13	.1883	42.78	Qp	0	.1	9.4	52.28	64.11	-11.83	-	-
15	.2513	37.55	Qp	0	0	9.4	46.95	61.72	-14.77	-	-
17	.3188	34.66	Qp	0	.1	9.4	44.16	59.74	-15.58	-	-
19	.51	28.15	Qp	0	0	9.3	37.45	56	-18.55	-	-
21	.6	22.79	Qp	0	.1	9.4	32.29	56	-23.71	-	-
23	.6248	26.56	Qp	0	.1	9.4	36.06	56	-19.94	-	-

Qp - Quasi-Peak detector
Av - Average detection

UL VERIFICATION SERVICES INC.
47173 Benicia Street, Fremont, CA 94538; USA TEL:(510) 319-4000 FAX:(510) 661-0888
This report shall not be reproduced except in full, without the written approval of UL Verification Services Inc.

11.2. AC POWER LINE WITH AC/DC ADAPTER

LINE 1 RESULTS

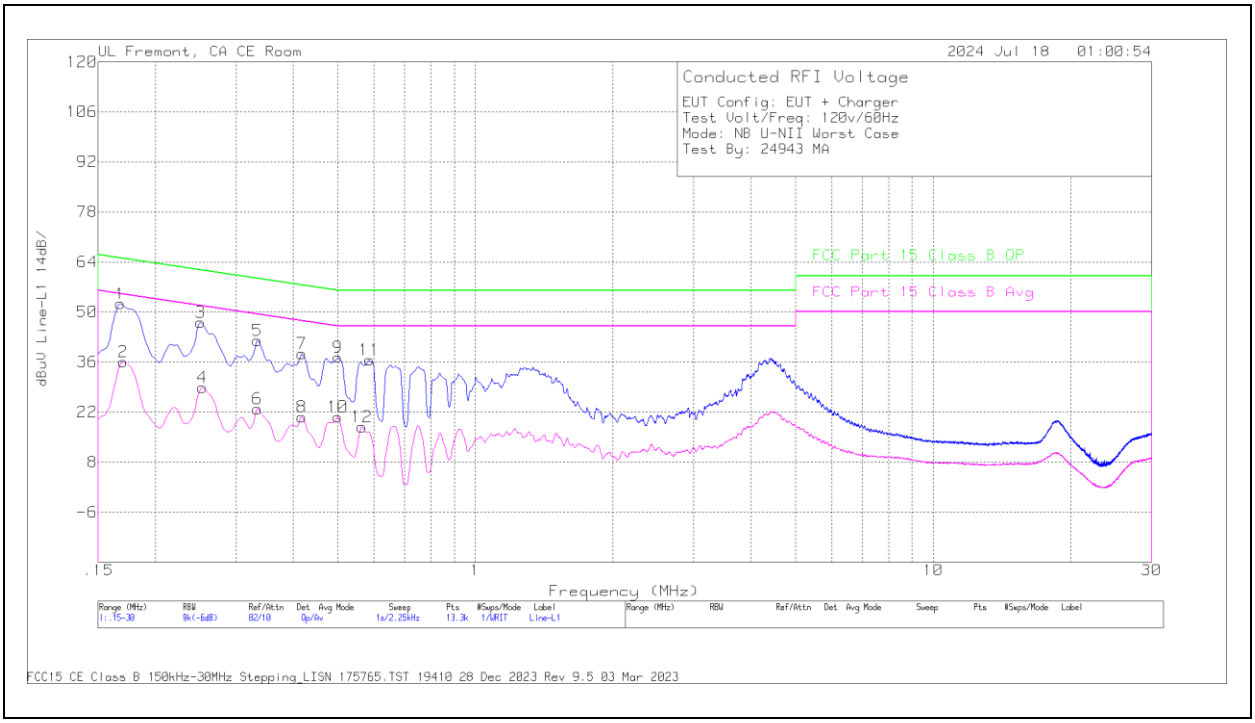

Trace Markers

Range 1: Line-L1 .15 - 30MHz											
Marker	Frequency (MHz)	Meter Reading (dBuV)	Det	LISN (dB)	Cbl (dB)	Trns Limiter (dB)	Corrected Reading (dBuV)	FCC Part 15 Class B QP (dBuV)	QP Margin (dB)	FCC Part 15 Class B Avg (dBuV)	Av Margin (dB)
2	.1703	26.54	Av	.1	0	9.5	36.14	-	-	54.95	-18.81
4	.2535	19.48	Av	0	0	9.4	28.88	-	-	51.64	-22.76
6	.3345	13.5	Av	0	0	9.4	22.9	-	-	49.34	-26.44
8	.4178	11.27	Av	0	0	9.4	20.67	-	-	47.49	-26.82
10	.501	11.33	Av	0	0	9.3	20.63	-	-	46	-25.37
12	.5663	8.45	Av	0	.1	9.3	17.85	-	-	46	-28.15
1	.168	42.68	Qp	.1	0	9.5	52.28	65.06	-12.78	-	-
3	.2513	37.73	Qp	0	0	9.4	47.13	61.72	-14.59	-	-
5	.3345	32.65	Qp	0	0	9.4	42.05	59.34	-17.29	-	-
7	.4178	28.95	Qp	0	0	9.4	38.35	57.49	-19.14	-	-
9	.501	28.07	Qp	0	0	9.3	37.37	56	-18.63	-	-
11	.5865	27.13	Qp	0	0	9.4	36.53	56	-19.47	-	-

Qp - Quasi-Peak detector
Av - Average detection

UL VERIFICATION SERVICES INC.
47173 Benicia Street, Fremont, CA 94538; USA TEL:(510) 319-4000 FAX:(510) 661-0888
This report shall not be reproduced except in full, without the written approval of UL Verification Services Inc.

LINE 2 RESULTS

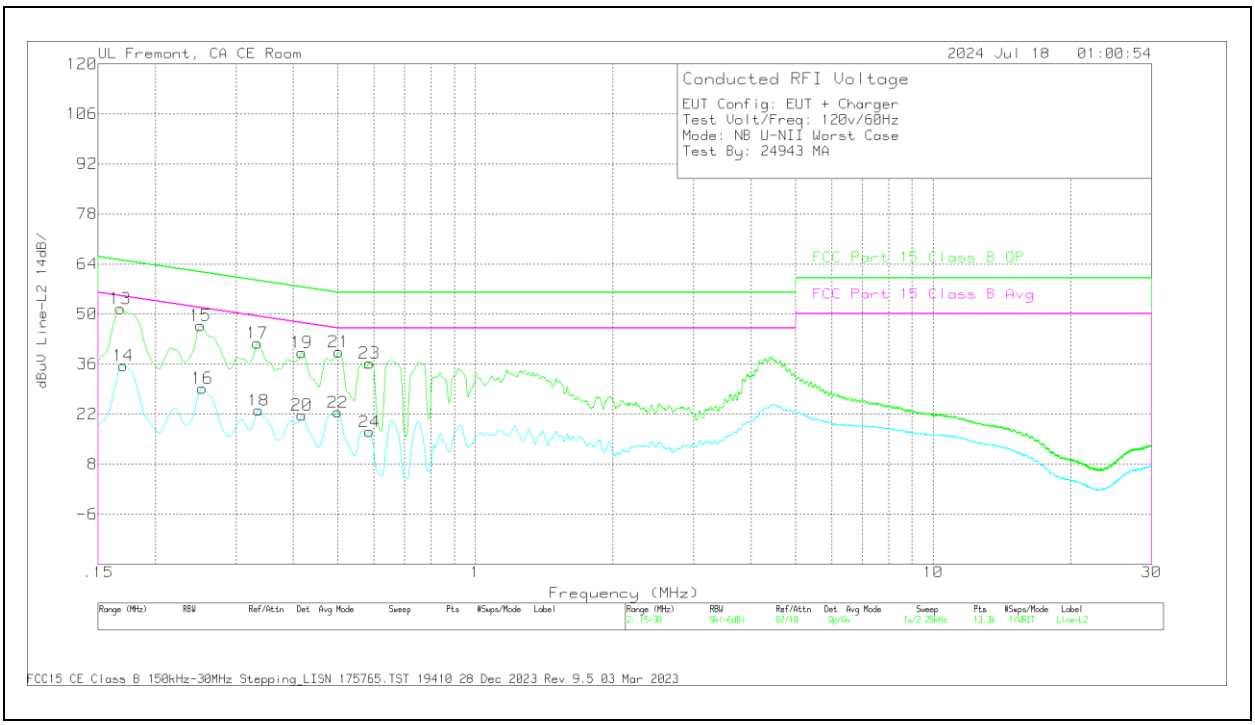

Trace Markers

Range 2: Line-L2 .15 - 30MHz											
Marker	Frequency (MHz)	Meter Reading (dBuV)	Det	LISN (dB)	Cbl (dB)	Trns Limiter (dB)	Corrected Reading (dBuV)	FCC Part 15 Class B QP (dBuV)	QP Margin (dB)	FCC Part 15 Class B Avg (dBuV)	Av Margin (dB)
14	.1703	26.09	Av	0	0	9.5	35.59	-	-	54.95	-19.36
16	.2535	19.82	Av	0	0	9.4	29.22	-	-	51.64	-22.42
18	.3368	13.52	Av	0	.1	9.4	23.02	-	-	49.28	-26.26
20	.4178	12.2	Av	0	.1	9.4	21.7	-	-	47.49	-25.79
22	.501	13.19	Av	0	0	9.3	22.49	-	-	46	-23.51
24	.5865	7.56	Av	0	.1	9.4	17.06	-	-	46	-28.94
13	.168	41.9	Qp	.1	0	9.5	51.5	65.06	-13.56	-	-
15	.2513	37.39	Qp	0	0	9.4	46.79	61.72	-14.93	-	-
17	.3345	32.41	Qp	0	.1	9.4	41.91	59.34	-17.43	-	-
19	.4178	29.75	Qp	0	.1	9.4	39.25	57.49	-18.24	-	-
21	.5033	30.12	Qp	0	0	9.3	39.42	56	-16.58	-	-
23	.5865	26.74	Qp	0	.1	9.4	36.24	56	-19.76	-	-

Qp - Quasi-Peak detector
Av - Average detection

UL VERIFICATION SERVICES INC.
47173 Benicia Street, Fremont, CA 94538; USA TEL:(510) 319-4000 FAX:(510) 661-0888
This report shall not be reproduced except in full, without the written approval of UL Verification Services Inc.

12. SETUP PHOTOS

Please refer to 14982489-EP1V1 for setup report

END OF TEST REPORT

UL VERIFICATION SERVICES INC.
47173 Benicia Street, Fremont, CA 94538; USA TEL:(510) 319-4000 FAX:(510) 661-0888

This report shall not be reproduced except in full, without the written approval of UL Verification Services Inc.