BANDEDGE (LOW CHANNEL / 5500MHz)

HORIZONTAL RESULT

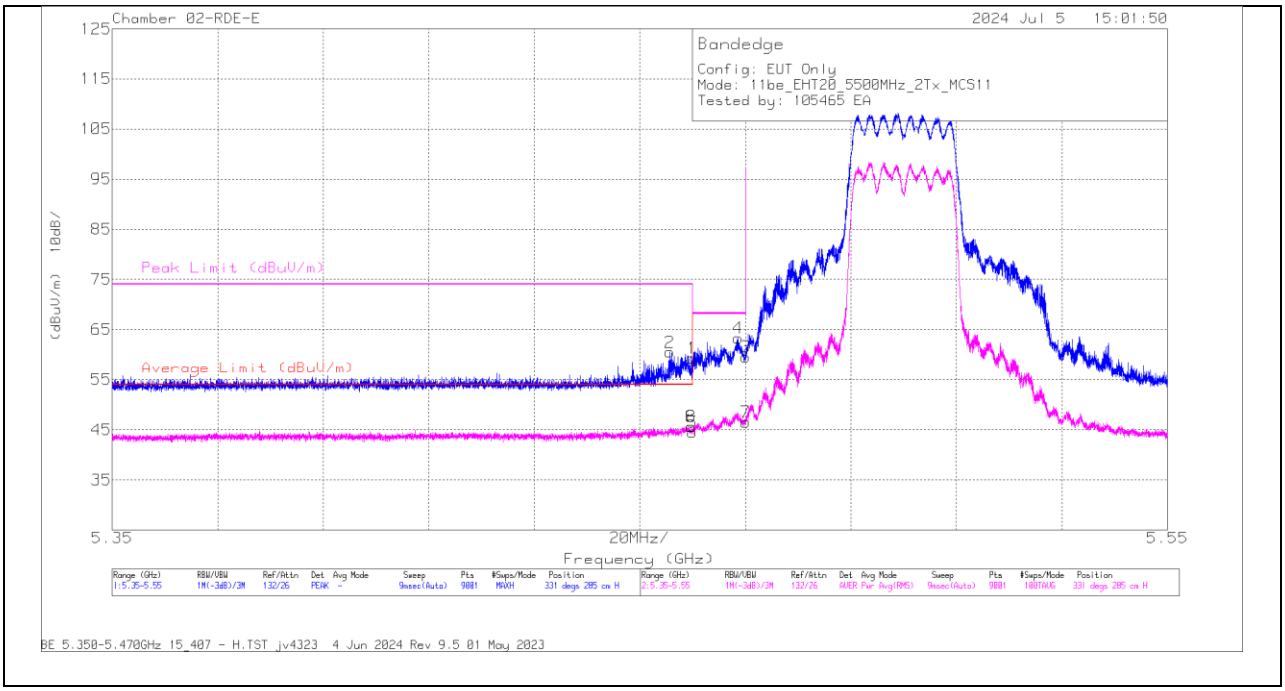

5	Frequency (GHz)	Meter Reading (dBuV)	Det	206807 ACF (dB/m)	DCCF (dB)	Gain/Loss (dB)	Corrected Reading (dBuV/m)	Average Limit (dBuV/m)	Margin (dB)	Peak Limit (dBuV/m)	PK Margin (dB)	Azimuth (Degs)	Height (cm)	Polarity
1	* 5.46	62.37	Pk	34.4	0	-37.47	59.3	-	-	68.2	-8.9	331	285	H
2	* 5.455643	63.58	Pk	34.4	0	-37.5	60.48	-	-	74	-13.52	331	285	H
5	* 5.46	47.01	RMS	34.4	.54	-37.47	44.48	54	-9.52	-	-	331	285	H
6	* 5.45971	48.16	RMS	34.4	.54	-37.47	45.63	54	-8.37	-	-	331	285	H
8	* 5.45971	48.16	RMS	34.4	.54	-37.47	45.63	54	-8.37	-	-	331	285	H
4	5.468643	66.35	Pk	34.4	0	-37.45	63.3	-	-	68.2	-4.9	331	285	H
3	5.47	62.59	Pk	34.4	0	-37.46	59.53	-	-	68.2	-8.67	331	285	H
7	5.47	49.05	RMS	34.4	.54	-37.46	46.53	-	-	-	-	331	285	H

* - indicates frequency in CFR47 Pt 15 / IC RSS-Restricted Band
Pk - Peak detector
RMS - RMS detection

UL LLC.
47173 Benicia Street, Fremont, CA 94538; USA. TEL:(510) 319-4000 FAX:(510) 661-0888
This report shall not be reproduced except in full, without the written approval of UL LLC.

VERTICAL RESULT

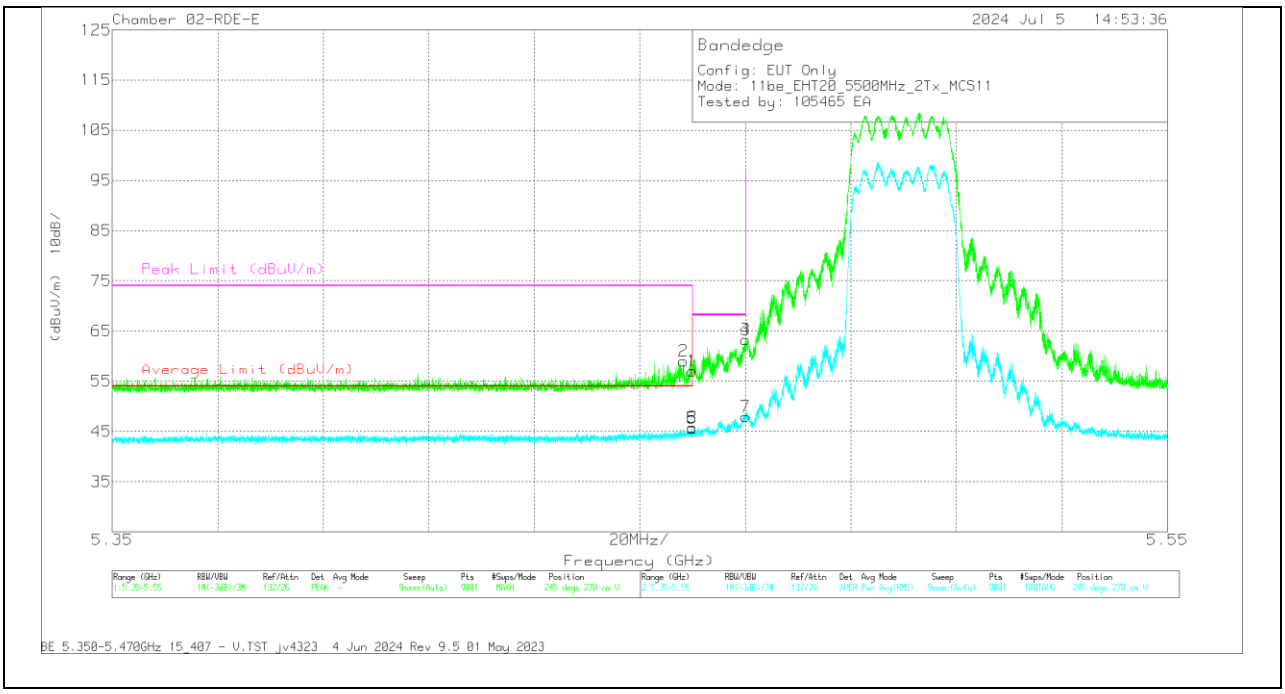

Marker	Frequency (GHz)	Meter Reading (dBuV)	Det	206807 ACF (dB/m)	DCCF (dB)	Gain/Loss (dB)	Corrected Reading (dBuV/m)	Average Limit (dBuV/m)	Margin (dB)	Peak Limit (dBuV/m)	PK Margin (dB)	Azimuth (Degs)	Height (cm)	Polarity
1	* 5.46	60.07	Pk	34.4	0	-37.47	57	-	-	68.2	-11.2	245	270	V
2	* 5.458266	62.16	Pk	34.4	0	-37.47	59.09	-	-	74	-14.91	245	270	V
5	* 5.46	48.22	RMS	34.4	.54	-37.47	45.69	54	-8.31	-	-	245	270	V
6	* 5.459999	48.28	RMS	34.4	.54	-37.47	45.75	54	-8.25	-	-	245	270	V
8	* 5.459999	48.28	RMS	34.4	.54	-37.47	45.75	54	-8.25	-	-	245	270	V
4	5.469999	66.35	Pk	34.4	0	-37.46	63.29	-	-	68.2	-4.91	245	270	V
3	5.47	66.33	Pk	34.4	0	-37.46	63.27	-	-	68.2	-4.93	245	270	V
7	5.47	50.47	RMS	34.4	.54	-37.46	47.95	-	-	-	-	245	270	V

* - indicates frequency in CFR47 Pt 15 / IC RSS-Restricted Band
Pk - Peak detector
RMS - RMS detection

UL LLC.
47173 Benicia Street, Fremont, CA 94538; USA. TEL:(510) 319-4000 FAX:(510) 661-0888
This report shall not be reproduced except in full, without the written approval of UL LLC.

BANDEDGE (HIGH CHANNEL / 5700MHz)

HORIZONTAL RESULT

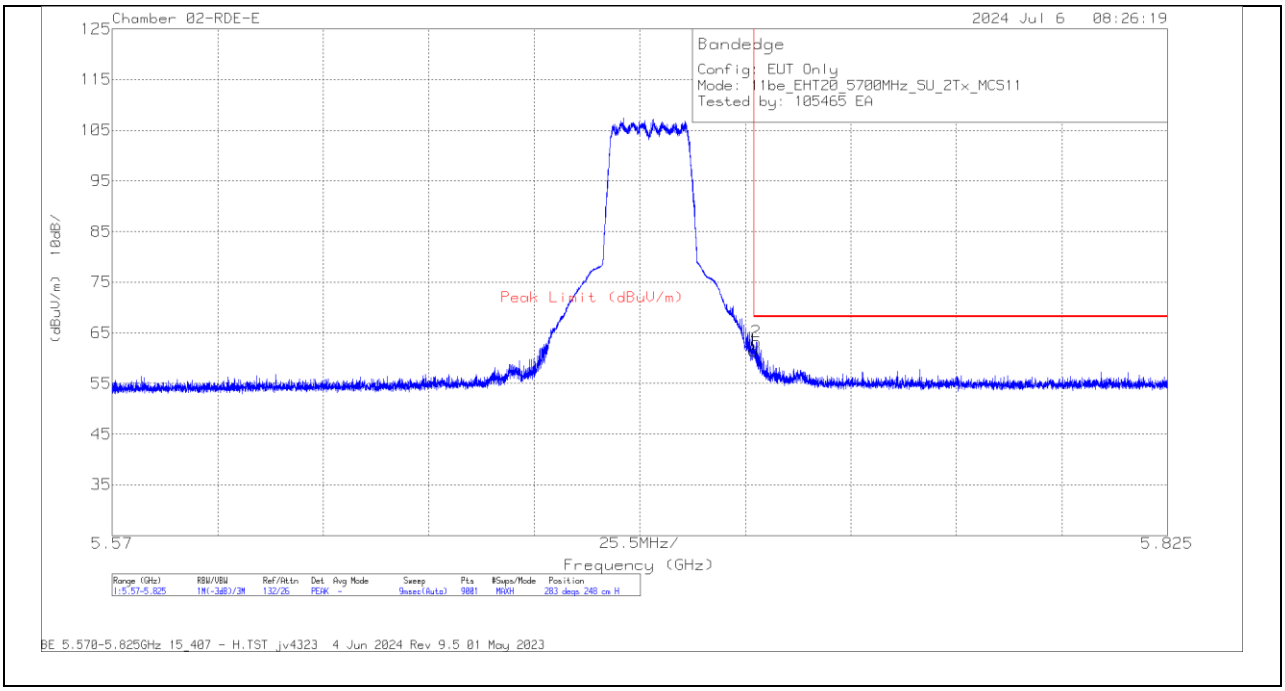

Marker	Frequency (GHz)	Meter Reading (dBuV)	Det	206807 ACF (dB/m)	DCCF (dB)	Gain/Loss (dB)	Corrected Reading (dBuV/m)	Peak Limit (dBuV/m)	PK Margin (dB)	Azimuth (Degs)	Height (cm)	Polarity
1	5.725	63.62	Pk	34.6	0	-36.76	61.46	68.2	-6.74	283	248	H
2	5.725633	65.38	Pk	34.6	0	-36.76	63.22	68.2	-4.98	283	248	H

Pk - Peak detector

UL LLC.
47173 Benicia Street, Fremont, CA 94538; USA. TEL:(510) 319-4000 FAX:(510) 661-0888
This report shall not be reproduced except in full, without the written approval of UL LLC.

VERTICAL RESULT

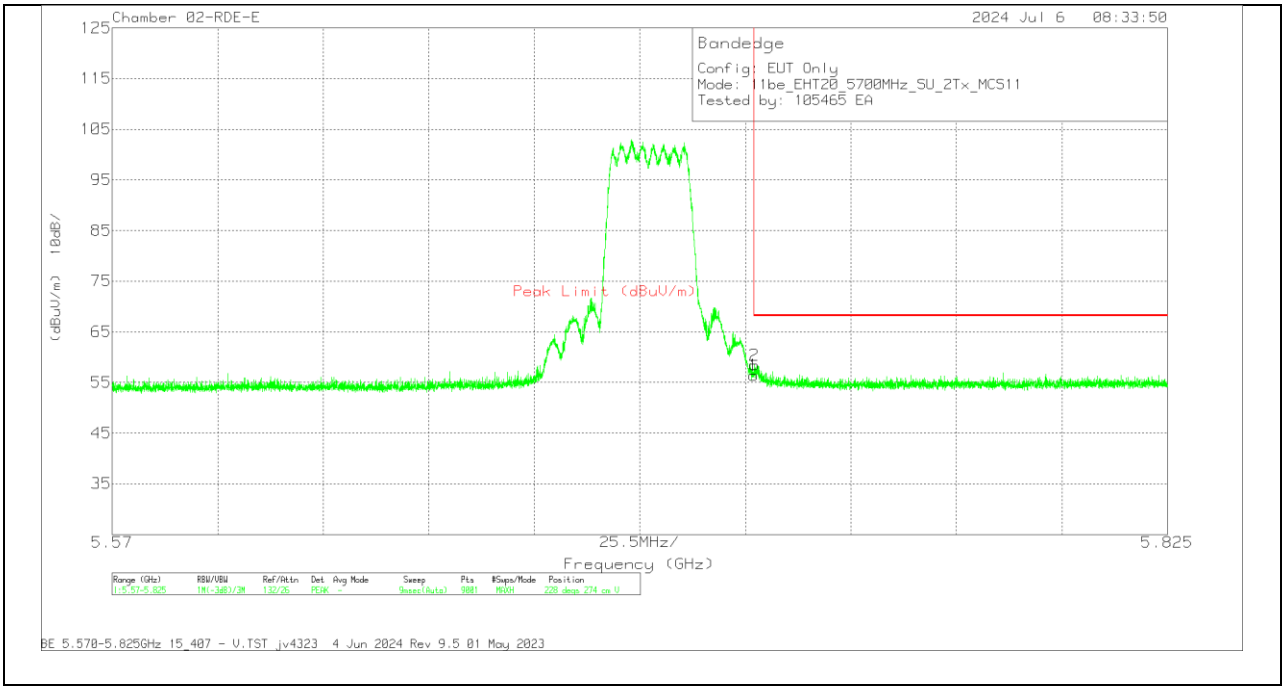

Marker	Frequency (GHz)	Meter Reading (dBuV)	Det	206807 ACF (dB/m)	DCCF (dB)	Gain/Loss (dB)	Corrected Reading (dBuV/m)	Peak Limit (dBuV/m)	PK Margin (dB)	Azimuth (Degs)	Height (cm)	Polarity
1	5.725	58.54	Pk	34.6	0	-36.76	56.38	68.2	-11.82	228	274	V
2	5.725208	60.61	Pk	34.6	0	-36.76	58.45	68.2	-9.75	228	274	V

Pk - Peak detector

UL LLC.
47173 Benicia Street, Fremont, CA 94538; USA. TEL:(510) 319-4000 FAX:(510) 661-0888
This report shall not be reproduced except in full, without the written approval of UL LLC.

1.1.22. 802.11be MIMO PARTIAL RU MODE IN UNII-2C BAND - BANDEDGES

UNII-2c (MIMO CDD)	Channel Frequency (MHz)	Ant. #	Frequency (GHz)	Meter Reading (dBuV)	Det	AF (dB/m)	Amp/Cbl/ Fltr/Pad (dB)	DCCF (dB)	Correct Reading (dBuV/m)	Avg Limit (dBuV/m)	Avg Margin (dB)	Pk Limit (dBuV/m)	Pk Margin (dB)	Azimuth (Degs)	Height (cm)	Polarity
EHT20 (RU 52 / Index 37)	5500	6 + 5	* 5.46	59.41	Pk	34.4	-37.47	0	56.34	-	-	68.2	-11.86	136	290	H
			* 5.457999	61.89	Pk	34.4	-37.47	0	58.82	-	-	74	-15.18	136	290	H
			* 5.46	46.92	RMS	34.4	-37.47	0.57	44.42	54	-9.58	-	-	136	290	H
			* 5.459088	48.13	RMS	34.4	-37.47	0.57	45.63	54	-8.37	-	-	136	290	H
			5.46771	66.31	Pk	34.4	-37.43	0	63.28	-	-	68.2	-4.92	136	290	H
			5.47	62.61	Pk	34.4	-37.46	0	59.55	-	-	68.2	-8.65	136	290	H
			5.47	47.36	RMS	34.4	-37.46	0.57	44.87	-	-	-	-	136	290	H
			* 5.46	62.28	Pk	34.4	-37.47	0	59.21	-	-	68.2	-8.99	68	144	V
			* 5.459466	62.56	Pk	34.4	-37.47	0	59.49	-	-	74	-14.51	68	144	V
			* 5.46	47.39	RMS	34.4	-37.47	0.57	44.89	54	-9.1	-	-	68	144	V
			* 5.455621	47.97	RMS	34.4	-37.5	0.57	45.44	54	-8.55	-	-	68	144	V
			5.465688	66.23	Pk	34.4	-37.41	0	63.22	-	-	68.2	-4.98	68	144	V
			5.47	65.13	Pk	34.4	-37.46	0	62.07	-	-	68.2	-6.13	68	144	V
			5.47	47.13	RMS	34.4	-37.46	0.57	44.64	-	-	-	-	68	144	V
EHT20 (RU 52 / Index 40)	5700		5.725	58.31	Pk	34.6	-36.76	0	56.15	-	-	68.2	-12.05	267	296	H
			5.725633	65.09	Pk	34.6	-36.76	0	62.93	-	-	68.2	-5.27	267	296	H
			5.725	57.01	Pk	34.6	-36.76	0	54.85	-	-	68.2	-13.35	110	141	V
			5.729345	59.16	Pk	34.6	-36.76	0	57	-	-	68.2	-11.2	110	141	V
EHT40 (RU 52 / Index 37	5510	6 + 5	* 5.42251	60.31	Pk	34.5	-37.01	0	57.8	-	-	74	-16.2	358	196	H
			* 5.427355	47.34	RMS	34.6	-37.03	0.57	45.48	54	-8.52	-	-	358	196	H
			* 5.460	59.43	Pk	34.6	-37.03	0	57	-	-	68.2	-11.2	358	196	H
			* 5.460	46.75	RMS	34.6	-37.03	0.57	44.89	54	-9.11	-	-	358	196	H
			* 5.469465	66.11	Pk	34.6	-37.02	0	63.69	-	-	68.2	-4.51	358	196	H
			5470	64.71	Pk	34.6	-37.03	0	62.28	-	-	68.2	-5.92	358	196	H
			5470	46.28	RMS	34.6	-37.03	0.57	44.42	-	-	-	-	358	196	H
			* 5.363378	47.23	RMS	34.5	-37.19	0.57	45.11	54	-8.89	-	-	156	389	V
			* 5.411422	59.11	Pk	34.5	-37.04	0	56.57	-	-	74	-17.43	156	389	V
			* 5.460	56.59	Pk	34.6	-37.03	0	54.16	-	-	68.2	-14.04	156	389	V
			* 5.460	45.31	RMS	34.6	-37.03	0.57	43.45	54	-10.55	-	-	156	389	V
			* 5.464021	58.21	Pk	34.6	-36.99	0	55.82	-	-	68.2	-12.38	156	389	V
			5.47	55.84	Pk	34.6	-37.03	0	53.41	-	-	68.2	-14.79	156	389	V
			5.47	44.94	RMS	34.6	-37.03	0.57	43.08	-	-	-	-	156	389	V
EHT40 (RU 52 / Index 44	5670		5.725	61.89	Pk	34.9	-36.86	0	59.93	-	-	68.2	-8.27	184	139	H
			5.725214	65.36	Pk	34.9	-36.85	0	63.41	-	-	68.2	-4.79	184	139	H
			5.725	56.3	Pk	34.9	-36.86	0	54.34	-	-	68.2	-13.86	69	384	V
			5.753974	58.35	Pk	35	-36.82	0	56.53	-	-	68.2	-11.67	69	384	V
EHT80 (RU 242 / Index 61)	5530	6 + 5	* 5.459643	63.36	Pk	35	-34.6	0	63.76	-	-	74	-10.24	249	125	H
			* 5.459754	49.33	RMS	35	-34.6	0.66	50.39	54	-3.61	-	-	249	125	H
			* 5.46	60.79	Pk	35	-34.6	0	61.19	-	-	68.2	-7.01	249	125	H
			* 5.46	48.4	RMS	35	-34.6	0.66	49.46	54	-4.54	-	-	249	125	H
			* 5.461732	63.22	Pk	35	-34.67	0	63.55	-	-	68.2	-4.65	249	125	H
			5.47	58.48	Pk	35	-34.6	0	58.88	-	-	68.2	-9.32	249	125	H
			5.47	46.96	RMS	35	-34.6	0.66	48.02	-	-	-	-	249	125	H
			* 5.457288	47.69	RMS	35	-34.63	0.66	48.72	54	-5.28	-	-	8	149	V
			* 5.459443	61.98	Pk	35	-34.6	0	62.38	-	-	74	-11.62	8	149	V
			* 5.46	58.95	Pk	35	-34.6	0	59.35	-	-	68.2	-8.85	8	149	V
			* 5.46	46.41	RMS	35	-34.6	0.66	47.47	54	-6.53	-	-	8	149	V
			* 5.460888	62.02	Pk	35	-34.6	0	62.42	-	-	68.2	-5.78	8	149	V
			5.47	57.84	Pk	35	-34.6	0	58.24	-	-	68.2	-9.96	8	149	V
			5.47	45.54	RMS	35	-34.6	0.66	46.6	-	-	-	-	8	149	V
EHT80 (RU 242 / Index 64)	5610		5.725	62.51	Pk	34.5	-38.42	0	58.59	-	-	68.2	-9.61	19	278	H
			5.726115	67.26	Pk	34.5	-38.4	0	63.36	-	-	68.2	-4.84	19	278	H
			5.725	57.95	Pk	34.5	-38.42	0	54.03	-	-	68.2	-14.17	283	165	V
			5.726257	60.63	Pk	34.5	-38.4	0	56.73	-	-	68.2	-11.47	283	165	V

* - indicates frequency in CFR47 Pt 15 / IC RSS-Restricted Band
Pk - Peak detector
RMS - RMS detection

UL LLC.
47173 Benicia Street, Fremont, CA 94538; USA. TEL:(510) 319-4000 FAX:(510) 661-0888
This report shall not be reproduced except in full, without the written approval of UL LLC.

UNII-2c (MIMO CDD)	Channel Frequency (MHz)	Ant. #	Frequency (GHz)	Meter Reading (dBuV)	Det	AF (dB/m)	Amp/Cbl/Fltr/Pad (dB)	DCCF (dB)	Correct Reading (dBuV/m)	Avg Limit (dBuV/m)	Avg Margin (dB)	Pk Limit (dBuV/m)	Pk Margin (dB)	Azimuth (Degs)	Height (cm)	Polarity
EHT160 (RU 996 / Index 67)	5570 (Lower)	6 + 5	* 5.440999	67.48	Pk	34.4	-39.34	0	62.54	-	-	74	-11.46	296	171	H
			* 5.458466	53.18	RMS	34.4	-39.28	0.54	48.84	54	-5.16	-	-	296	171	H
			* 5.458466	53.18	RMS	34.4	-39.28	0.54	48.84	54	-5.16	-	-	296	171	H
			* 5.46	63.75	Pk	34.4	-39.29	0	58.86	-	-	68.2	-9.34	296	171	H
			* 5.46	51.44	RMS	34.4	-39.29	0.54	47.09	54	-6.91	-	-	296	171	H
			* 5.46771	67.59	Pk	34.4	-39.27	0	62.72	-	-	68.2	-5.48	296	171	H
			5.47	65.52	Pk	34.4	-39.24	0	60.68	-	-	68.2	-7.52	296	171	H
			5.47	52.6	RMS	34.4	-39.24	0.54	48.3	-	-	-	-	296	171	H
			* 5.414777	61.55	Pk	34.4	-39.4	0	56.55	-	-	74	-17.45	77	129	V
			* 5.456377	48.42	RMS	34.4	-39.3	0.54	44.06	54	-9.94	-	-	77	129	V
			* 5.456377	48.42	RMS	34.4	-39.3	0.54	44.06	54	-9.94	-	-	77	129	V
			* 5.46	57.93	Pk	34.4	-39.29	0	53.04	-	-	68.2	-15.16	77	129	V
			* 5.46	47.47	RMS	34.4	-39.29	0.54	43.12	54	-10.88	-	-	77	129	V
			* 5.467443	59.98	Pk	34.4	-39.28	0	55.1	-	-	68.2	-13.1	77	129	V
			5.47	57.68	Pk	34.4	-39.24	0	52.84	-	-	68.2	-15.36	77	129	V
			5.47	47.45	RMS	34.4	-39.24	0.54	43.15	-	-	-	-	77	129	V
EHT160 (RU 242 / Index 61)			* 5.445643	48.54	RMS	34.4	-39.33	0.67	44.28	54	-9.72	-	-	296	171	H
			* 5.458932	65.13	Pk	34.4	-39.27	0	60.26	-	-	74	-13.74	296	171	H
			* 5.46	62.52	Pk	34.4	-39.29	0	57.63	-	-	68.2	-10.57	296	171	H
			* 5.46	47.14	RMS	34.4	-39.29	0.67	42.92	54	-11.08	-	-	296	171	H
			* 5.469199	67.94	Pk	34.4	-39.26	0	63.08	-	-	68.2	-5.12	296	171	H
			5.47	66.96	Pk	34.4	-39.24	0	62.12	-	-	68.2	-6.08	296	171	H
			5.47	48.51	RMS	34.4	-39.24	0.67	44.34	-	-	-	-	296	171	H
			* 5.352778	48.79	RMS	34.4	-39.63	0.67	44.23	54	-9.77	-	-	77	129	V
			* 5.421533	60.41	Pk	34.4	-39.4	0	55.41	-	-	74	-18.59	77	129	V
			* 5.46	58.44	Pk	34.4	-39.29	0	53.55	-	-	68.2	-14.65	77	129	V
			* 5.46	47.24	RMS	34.4	-39.29	0.67	43.02	54	-10.98	-	-	77	129	V
			* 5.46351	60.55	Pk	34.4	-39.27	0	55.68	-	-	68.2	-12.52	77	129	V
			5.47	58.29	Pk	34.4	-39.24	0	53.45	-	-	68.2	-14.75	77	129	V
			5.47	46.82	RMS	34.4	-39.24	0.67	42.65	-	-	-	-	77	129	V
EHT160 (RU 996 / Index S67)	5570 (Upper)		5.725	66.05	Pk	34.5	-38.42	0	62.13			68.2	-6.07	336	252	H
			5.7262	67.21	Pk	34.5	-38.4	0	63.31			68.2	-4.89	336	252	H
			5.725	58.89	Pk	34.5	-38.42	0	54.97			68.2	-13.23	168	121	V
			5.728721	61.51	Pk	34.5	-38.38	0	57.63			68.2	-10.57	168	121	V
EHT160 (RU 242 / Index S64)			5.725	58.77	Pk	35.2	-34.1	0	59.87	-	-	68.2	-8.33	3	226	H
			5.729709	62.54	Pk	35.2	-34.1	0	63.64	-	-	68.2	-4.56	3	226	H
			5.725	54.88	Pk	35.2	-34.1	0	55.98	-	-	68.2	-12.22	355	289	V
			5.796823	57.82	Pk	35.3	-33.88	0	59.24	-	-	68.2	-8.96	355	289	V

* - indicates frequency in CFR47 Pt 15 / IC RSS-Restricted Band
Pk - Peak detector
RMS - RMS detection

UL LLC.
47173 Benicia Street, Fremont, CA 94538; USA. TEL:(510) 319-4000 FAX:(510) 661-0888
This report shall not be reproduced except in full, without the written approval of UL LLC.

2TX Antenna 6 + Antenna 5 OFDMA MODE: 52-Tones, RU Index 37

BANDEDGE (LOW CHANNEL / 5500MHz)

HORIZONTAL RESULT

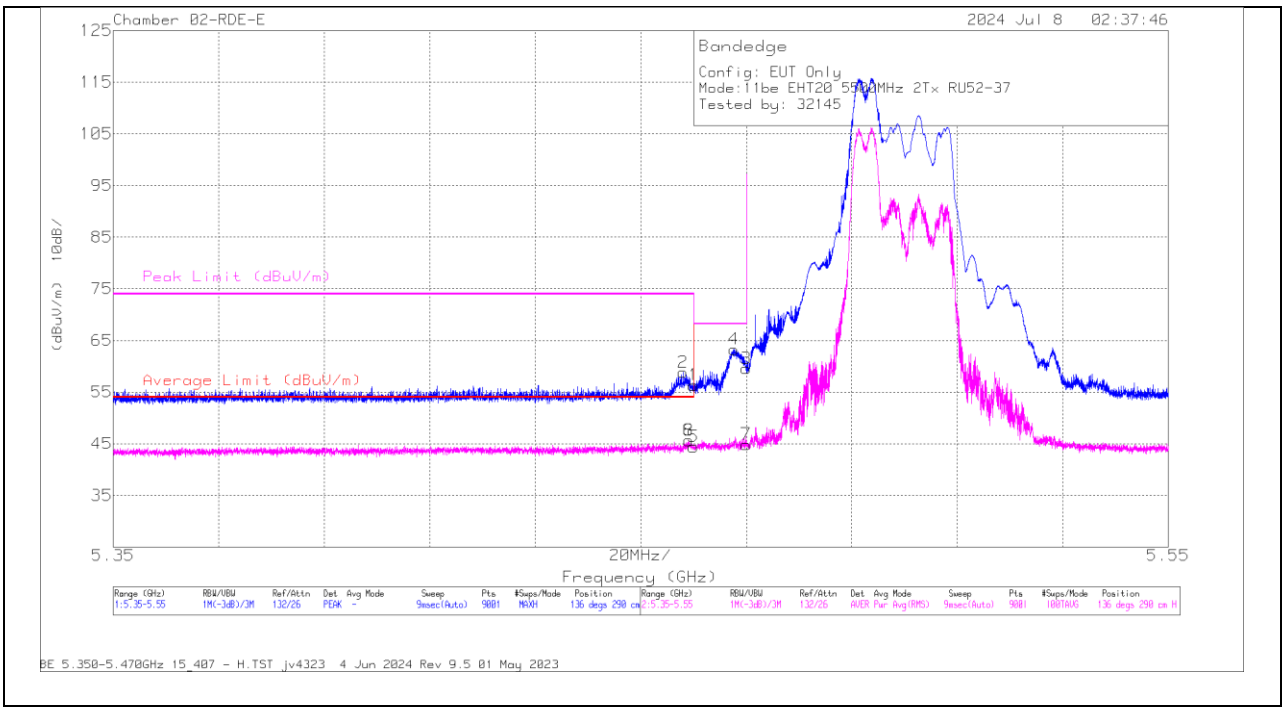

Marker	Frequency (GHz)	Meter Reading (dBuV)	Det	206807 ACF (dB/m)	Gain/Loss (dB)	DCCF (dB)	Corrected Reading (dBuV/m)	Average Limit (dBuV/m)	Margin (dB)	Peak Limit (dBuV/m)	PK Margin (dB)	Azimuth (Degs)	Height (cm)	Polarity
1	* 5.46	59.41	Pk	34.4	-37.47	0	56.34	-	-	68.2	-11.86	136	290	H
2	* 5.457999	61.89	Pk	34.4	-37.47	0	58.82	-	-	74	-15.18	136	290	H
5	* 5.46	46.92	RMS	34.4	-37.47	.57	44.42	54	-9.58	-	-	136	290	H
6	* 5.459088	48.13	RMS	34.4	-37.47	.57	45.63	54	-8.37	-	-	136	290	H
8	* 5.459088	48.13	RMS	34.4	-37.47	.57	45.63	54	-8.37	-	-	136	290	H
4	5.46771	66.31	Pk	34.4	-37.43	0	63.28	-	-	68.2	-4.92	136	290	H
3	5.47	62.61	Pk	34.4	-37.46	0	59.55	-	-	68.2	-8.65	136	290	H
7	5.47	47.36	RMS	34.4	-37.46	.57	44.87	-	-	-	-	136	290	H

* - indicates frequency in CFR47 Pt 15 / IC RSS-Restricted Band
Pk - Peak detector
RMS - RMS detection

UL LLC.
47173 Benicia Street, Fremont, CA 94538; USA. TEL:(510) 319-4000 FAX:(510) 661-0888
This report shall not be reproduced except in full, without the written approval of UL LLC.

VERTICAL RESULT

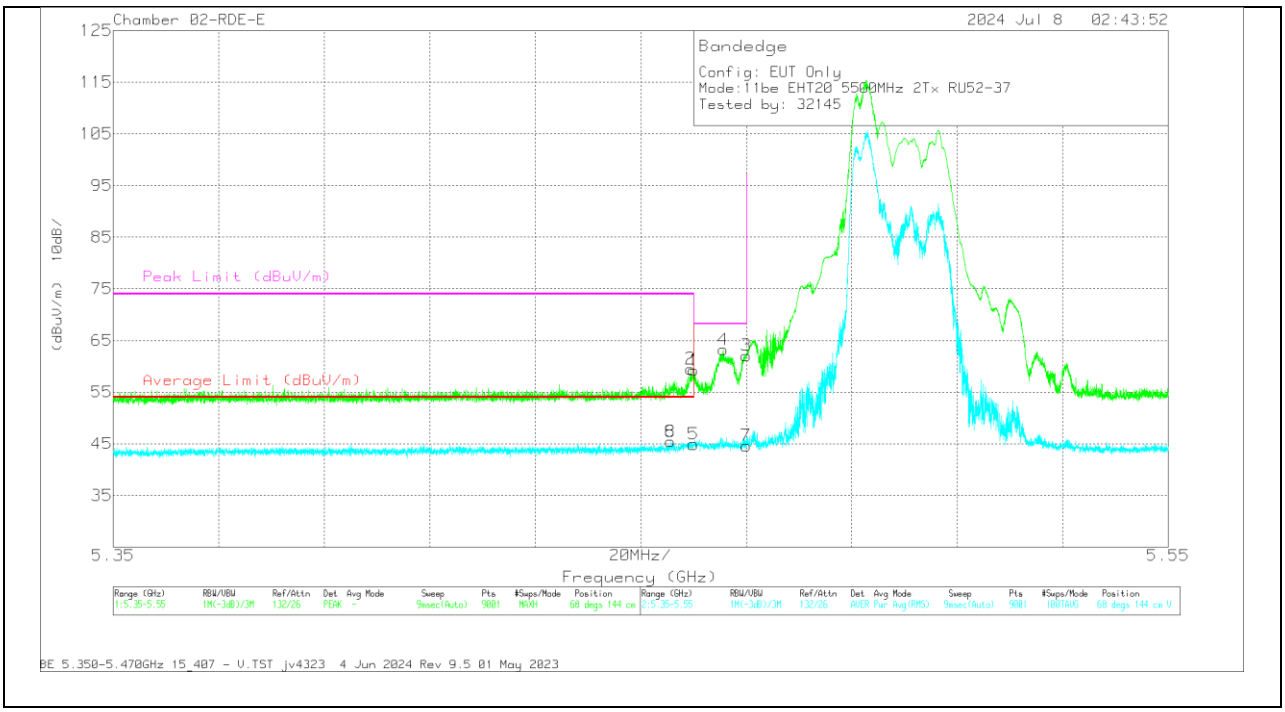

Marker	Frequency (GHz)	Meter Reading (dBuV)	Det	206807 ACF (dB/m)	Gain/Loss (dB)	DCCF (dB)	Corrected Reading (dBuV/m)	Average Limit (dBuV/m)	Margin (dB)	Peak Limit (dBuV/m)	PK Margin (dB)	Azimuth (Degs)	Height (cm)	Polarity
1	* 5.46	62.28	Pk	34.4	-37.47	0	59.21	-	-	68.2	-8.99	68	144	V
2	* 5.459466	62.56	Pk	34.4	-37.47	0	59.49	-	-	74	-14.51	68	144	V
5	* 5.46	47.39	RMS	34.4	-37.47	.57	44.89	54	-9.1	-	-	68	144	V
6	* 5.455621	47.97	RMS	34.4	-37.5	.57	45.44	54	-8.55	-	-	68	144	V
8	* 5.455621	47.97	RMS	34.4	-37.5	.57	45.44	54	-8.55	-	-	68	144	V
4	5.465688	66.23	Pk	34.4	-37.41	0	63.22	-	-	68.2	-4.98	68	144	V
3	5.47	65.13	Pk	34.4	-37.46	0	62.07	-	-	68.2	-6.13	68	144	V
7	5.47	47.13	RMS	34.4	-37.46	.57	44.64	-	-	-	-	68	144	V

* - indicates frequency in CFR47 Pt 15 / IC RSS-Restricted Band
Pk - Peak detector
RMS - RMS detection

UL LLC.
47173 Benicia Street, Fremont, CA 94538; USA. TEL:(510) 319-4000 FAX:(510) 661-0888
This report shall not be reproduced except in full, without the written approval of UL LLC.

2TX Antenna 6 + Antenna 5 OFDMA MODE: 52-Tones, RU Index 40

BANDEDGE (HIGH CHANNEL / 5700MHz)

HORIZONTAL RESULT

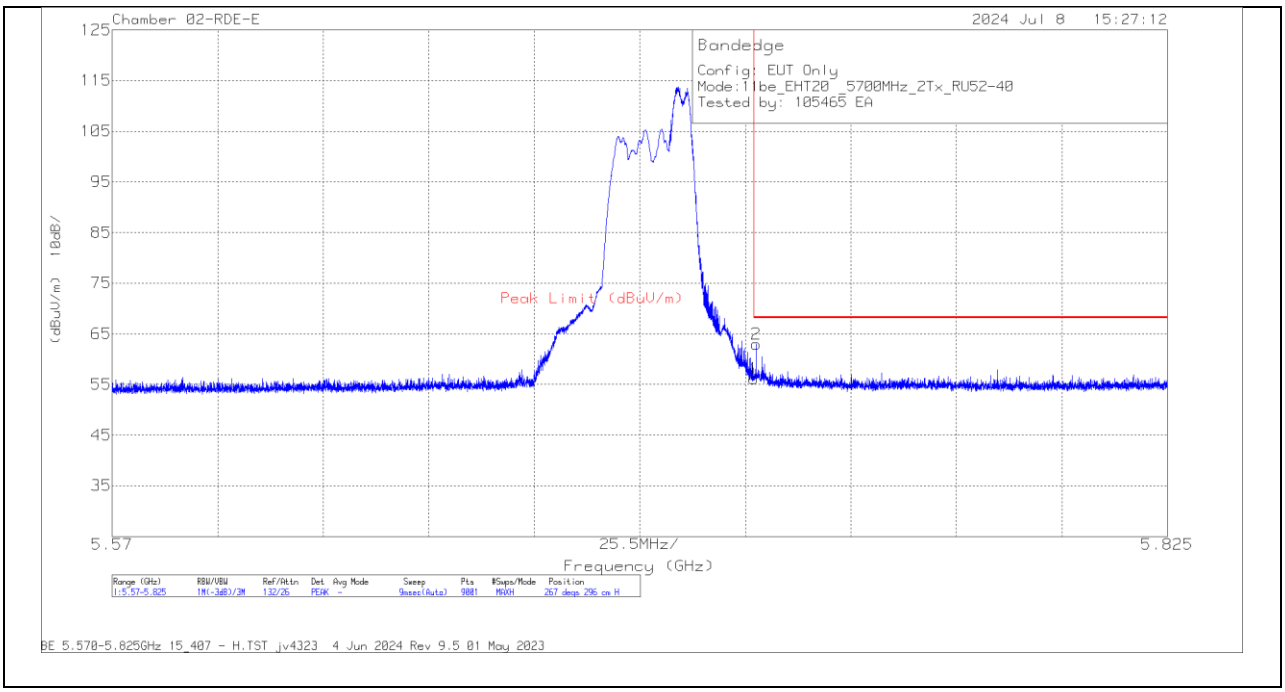

Marker	Frequency (GHz)	Meter Reading (dBuV)	Det	206807 ACF (dB/m)	Gain/Loss (dB)	DCCF (dB)	Corrected Reading (dBuV/m)	Peak Limit (dBuV/m)	PK Margin (dB)	Azimuth (Degs)	Height (cm)	Polarity
1	5.725	58.31	Pk	34.6	-36.76	0	56.15	68.2	-12.05	267	296	H
2	5.725633	65.09	Pk	34.6	-36.76	0	62.93	68.2	-5.27	267	296	H

Pk - Peak detector

UL LLC.
47173 Benicia Street, Fremont, CA 94538; USA. TEL:(510) 319-4000 FAX:(510) 661-0888
This report shall not be reproduced except in full, without the written approval of UL LLC.

VERTICAL RESULT

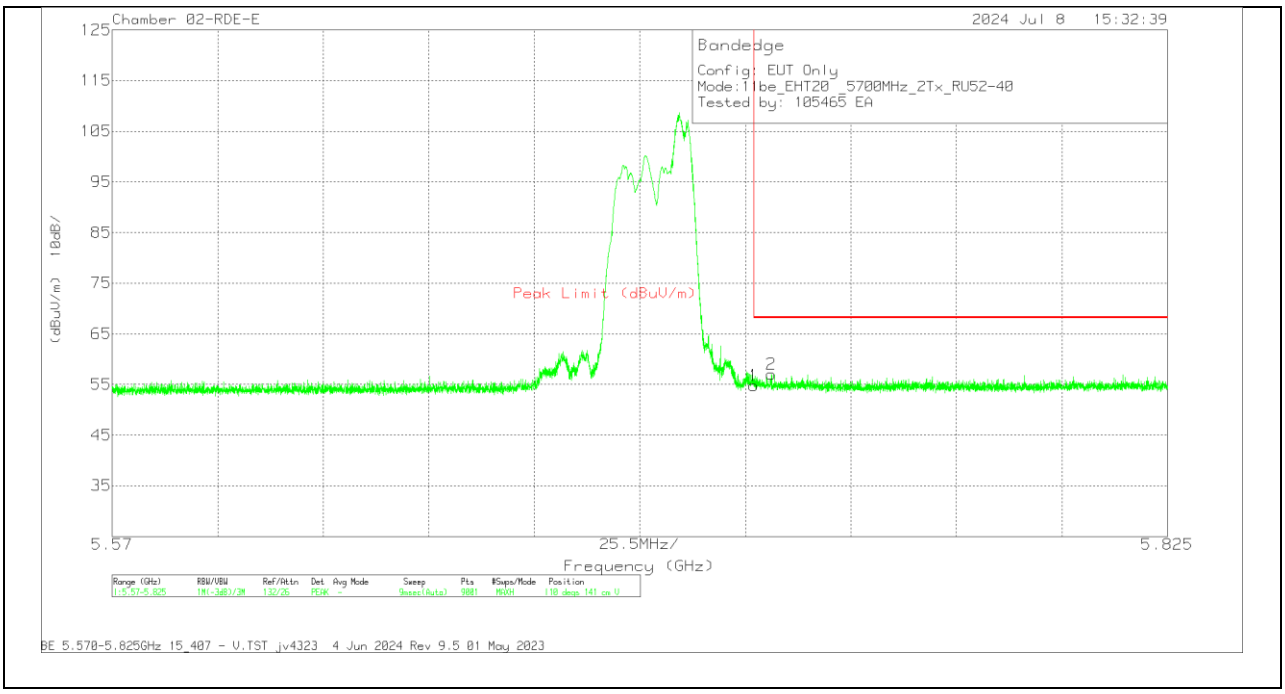

Marker	Frequency (GHz)	Meter Reading (dBuV)	Det	206807 ACF (dB/m)	Gain/Loss (dB)	DCCF (dB)	Corrected Reading (dBuV/m)	Peak Limit (dBuV/m)	PK Margin (dB)	Azimuth (Degs)	Height (cm)	Polarity
1	5.725	57.01	Pk	34.6	-36.76	0	54.85	68.2	-13.35	110	141	V
2	5.729345	59.16	Pk	34.6	-36.76	0	57	68.2	-11.2	110	141	V

Pk - Peak detector

UL LLC.
47173 Benicia Street, Fremont, CA 94538; USA. TEL:(510) 319-4000 FAX:(510) 661-0888
This report shall not be reproduced except in full, without the written approval of UL LLC.

1.1.23. 802.11n/ac MIMO MODE IN UNII-2C BAND – SPURIOUS EMISSIONS

20MHz

UNII-2c (MIMO CDD)	Channel Frequency (MHz)	Ant. #	Frequency (GHz)	Meter Reading (dBuV)	Det	AF (dB/m)	Amp/Cbl/ Fltr/Pad (dB)	DCCF (dB)	Correct Reading (dBuV/m)	Avg Limit (dBuV/m)	Avg Margin (dB)	Pk Limit (dBuV/m)	Pk Margin (dB)	Azimuth (Degs)	Height (cm)	Polarity
11n/ac (Highest Power)	5500	6 + 5	6.872038	55.91	PK-U	36.1	-44.75	0	47.26	-	-	68.2	-20.94	280	124	H
			6.876672	56.3	PK-U	36.1	-44.67	0	47.73	-	-	68.2	-20.47	144	264	V
			10.577422	54.67	PK-U	38	-41.75	0	50.92	-	-	68.2	-17.28	255	178	H
			10.590937	54.47	PK-U	38	-41.5	0	50.97	-	-	68.2	-17.23	80	177	V
			17.179956	51.94	PK-U	41.8	-38.31	0	55.43	-	-	68.2	-12.77	210	322	H
			17.185466	51.94	PK-U	41.8	-38.26	0	55.48	-	-	68.2	-12.72	80	198	V
	5580	6 + 5	6.97625	55.34	PK-U	35.6	-44.6	0	46.34	-	-	68.2	-21.86	60	219	H
			6.981806	55.55	PK-U	35.6	-44.51	0	46.64	-	-	68.2	-21.56	154	144	V
			12.8237	52.84	PK-U	39.1	-41.12	0	50.82	-	-	68.2	-17.38	161	209	V
			12.824005	52.84	PK-U	39.1	-41.08	0	50.86	-	-	68.2	-17.34	35	125	H
			16.697021	52.98	PK-U	41.4	-39.63	0	54.75	-	-	68.2	-13.45	190	224	H
			16.697957	52.69	PK-U	41.4	-39.7	0	54.39	-	-	68.2	-13.81	181	114	V
	5700	6 + 5	7.111828	54.97	PK-U	35.4	-44.33	0	46.04	-	-	68.2	-22.16	23	186	V
			7.11992	56.09	PK-U	35.4	-44.17	0	47.32	-	-	68.2	-20.88	209	300	H
			8.640871	54.61	PK-U	35.8	-42.9	0	47.51	-	-	68.2	-20.69	51	328	H
			8.641849	54.92	PK-U	35.8	-42.87	0	47.85	-	-	68.2	-20.35	344	203	V
			15.233953	54.09	PK-U	41.1	-40.16	0	55.03	-	-	68.2	-13.17	21	333	H
			15.235561	53.19	PK-U	41.1	-40.15	0	54.14	-	-	68.2	-14.06	227	220	V
	5720 (Straddle)	6 + 5	7.151494	55.55	PK-U	35.4	-44.2	0	46.75	-	-	68.2	-21.45	213	374	V
			7.155237	55.84	PK-U	35.4	-44.23	0	47.01	-	-	68.2	-21.19	144	316	H
			10.179133	54.61	PK-U	37.7	-41.65	0	50.66	-	-	68.2	-17.54	177	205	V
			10.193124	54.78	PK-U	37.7	-41.59	0	50.89	-	-	68.2	-17.31	52	323	H
			17.180496	51.65	PK-U	41.8	-38.3	0	55.15	-	-	68.2	-13.05	183	155	V
			17.180949	51.97	PK-U	41.8	-38.3	0	55.47	-	-	68.2	-12.73	315	338	H

* - indicates frequency in CFR47 Pt 15 / IC RSS-Restricted Band
PK-U - U-NII: Maximum Peak
ADR - U-NII AD primary method, RMS average

UL LLC.
47173 Benicia Street, Fremont, CA 94538; USA. TEL:(510) 319-4000 FAX:(510) 661-0888
This report shall not be reproduced except in full, without the written approval of UL LLC.

40MHz

UNII-2c (MIMO CDD)	Channel Frequency (MHz)	Ant. #	Frequency (GHz)	Meter Reading (dBuV)	Det	AF (dB/m)	Amp/Cbl/ Fltr/Pad (dB)	DCCF (dB)	Correct Reading (dBuV/m)	Avg Limit (dBuV/m)	Avg Margin (dB)	Pk Limit (dBuV/m)	Pk Margin (dB)	Azimuth (Degs)	Height (cm)	Polarity
11n/ac (Highest Power)	5510	6 + 5	* 2.299175	57.05	PK-U	32.3	-46.82	0	42.53	-	-	74	-31.47	253	154	V
			* 2.298542	45.57	ADR	32.3	-46.8	0.1	31.17	54	-22.83	-	-	253	154	V
			* 10.611766	52.81	PK-U	38.5	-40.2	0	51.11	-	-	74	-22.89	16	172	H
			* 10.610147	41.22	ADR	38.5	-40.2	0.1	39.62	54	-14.38	-	-	16	172	H
			* 11.359951	52.2	PK-U	38.3	-39.2	0	51.3	-	-	74	-22.7	64	264	H
			* 11.358049	40.56	ADR	38.3	-39.2	0.1	39.76	54	-14.24	-	-	64	264	H
			* 10.689979	52.97	PK-U	38.4	-40.4	0	50.97	-	-	74	-23.03	30	109	V
			* 10.692036	41.66	ADR	38.4	-40.3	0.1	39.86	54	-14.14	-	-	30	109	V
			* 11.370966	52.12	PK-U	38.3	-38.8	0	51.62	-	-	74	-22.38	327	210	V
			* 11.371875	40.68	ADR	38.3	-38.8	0.1	40.28	54	-13.72	-	-	327	210	V
			2.196674	57.9	PK-U	32.2	-46.33	0	43.77	-	-	68.2	-24.43	84	163	H
	5550	6 + 5	* 1.585093	56.85	PK-U	28.5	-46.49	0	38.86	-	-	74	-35.14	283	260	H
			* 1.586976	45.21	ADR	28.6	-46.5	0.1	27.41	54	-26.59	-	-	283	260	H
			* 1.585737	56.97	PK-U	28.6	-46.43	0	39.14	-	-	74	-34.86	84	378	V
			* 1.586937	45.41	ADR	28.6	-46.49	0.1	27.62	54	-26.38	-	-	84	378	V
			* 10.694651	52.64	PK-U	38.4	-40.23	0	50.81	-	-	74	-23.19	113	114	H
			* 10.695166	41.32	ADR	38.4	-40.2	0.1	39.62	54	-14.38	-	-	113	114	H
			* 11.10718	54.43	PK-U	38.4	-40.1	0	52.73	-	-	74	-21.27	65	111	H
			* 11.107258	42.9	ADR	38.4	-40.1	0.1	41.3	54	-12.7	-	-	65	111	H
			* 10.652956	52.78	PK-U	38.5	-40.2	0	51.08	-	-	74	-22.92	359	275	V
			* 10.651188	41.13	ADR	38.5	-40.2	0.1	39.53	54	-14.47	-	-	359	275	V
			* 11.09845	54.51	PK-U	38.4	-39.9	0	53.01	-	-	74	-20.99	48	248	V
			* 11.100068	42.26	ADR	38.4	-39.99	0.1	40.77	54	-13.23	-	-	48	248	V
	5670	6 + 5	* 2.227716	56.74	PK-U	32.2	-46.77	0	42.17	-	-	74	-31.83	229	269	H
			* 2.228054	45.11	ADR	32.2	-46.79	0.1	30.62	54	-23.38	-	-	229	269	H
			* 2.22835	56.75	PK-U	32.2	-46.76	0	42.19	-	-	74	-31.81	268	221	V
			* 2.224595	45.48	ADR	32.2	-46.8	0.1	30.98	54	-23.02	-	-	268	221	V
			* 9.181864	52.76	PK-U	36.5	-40.8	0	48.46	-	-	74	-25.54	228	107	H
			* 9.179928	41.57	ADR	36.5	-40.9	0.1	37.47	54	-16.73	-	-	228	107	H
			* 10.658483	52.97	PK-U	38.5	-40.2	0	51.27	-	-	74	-22.73	121	282	H
			* 10.662065	41.03	ADR	38.5	-40.3	0.1	39.33	54	-14.67	-	-	121	282	H
			* 9.167981	52.76	PK-U	36.5	-40.7	0	48.56	-	-	74	-25.44	343	180	V
			* 9.165811	41.2	ADR	36.5	-40.7	0.1	37.1	54	-16.9	-	-	343	180	V
			* 10.64076	53.09	PK-U	38.5	-40.32	0	51.27	-	-	74	-22.73	304	195	V
			* 10.639901	41.31	ADR	38.5	-40.39	0.1	39.52	54	-14.48	-	-	304	195	V
	5710 (Straddle)	6 + 5	* 9.340374	55.65	PK-U	36.2	-42.44	0	49.41	-	-	74	-24.59	177	147	H
			* 9.34081	43.05	ADR	36.2	-42.42	0.1	36.93	54	-17.07	-	-	177	147	H
			* 10.791898	55.45	PK-U	38	-41.71	0	51.74	-	-	74	-22.26	92	298	H
			* 10.792013	43.11	ADR	38	-41.71	0.1	39.5	54	-14.5	-	-	92	298	H
			* 15.623689	53.39	PK-U	41.5	-40.37	0	54.52	-	-	74	-19.48	263	324	H
			* 15.623271	41.58	ADR	41.5	-40.34	0.1	42.84	54	-11.16	-	-	263	324	H
			* 9.32246	55.23	PK-U	36.2	-42.97	0	48.46	-	-	74	-25.54	226	168	V
			* 9.321928	43.32	ADR	36.2	-43	0.1	36.62	54	-17.38	-	-	226	168	V
			* 10.76572	54.6	PK-U	38	-42.06	0	50.54	-	-	74	-23.46	286	232	V
			* 10.76493	43.21	ADR	38	-42.12	0.1	39.19	54	-14.81	-	-	286	232	V
			* 15.63517	53.11	PK-U	41.5	-40.45	0	54.16	-	-	74	-19.84	104	235	V
			* 15.635399	41.46	ADR	41.5	-40.38	0.1	42.68	54	-11.32	-	-	104	235	V

* - indicates frequency in CFR47 Pt 15 / IC RSS-Restricted Band
PK-U - U-NII: Maximum Peak
ADR - U-NII AD primary method, RMS average

UL LLC.
47173 Benicia Street, Fremont, CA 94538; USA. TEL:(510) 319-4000 FAX:(510) 661-0888
This report shall not be reproduced except in full, without the written approval of UL LLC.

80MHz

UNII-2c (MIMO CDD)	Channel Frequency (MHz)	Ant. #	Frequency (GHz)	Meter Reading (dBuV)	Det	AF (dB/m)	Amp/Cbl/ Fltr/Pad (dB)	DCCF (dB)	Correct Reading (dBuV/m)	Avg Limit (dBuV/m)	Avg Margin (dB)	Pk Limit (dBuV/m)	Pk Margin (dB)	Azimuth (Degs)	Height (cm)	Polarity
11n/ac (Highest Power)	5530	6+5	* 2.375989	59.11	PK-U	33.2	-48.93	0	43.38	-	-	74	-30.62	190	198	H
			* 2.376294	47.14	ADR	33.2	-48.91	0.21	31.64	54	-22.36	-	-	190	198	H
			* 2.379784	58.46	PK-U	33.2	-48.73	0	42.93	-	-	74	-31.07	301	248	V
			* 2.37825	47.34	ADR	33.2	-48.73	0.21	32.02	54	-21.98	-	-	301	248	V
			* 8.321299	55.62	PK-U	35.9	-43.33	0	48.19	-	-	74	-25.81	148	266	H
			* 8.32124	43.69	ADR	35.9	-43.33	0.21	36.47	54	-17.53	-	-	148	266	H
			* 15.839846	52.18	PK-U	41.2	-38.72	0	54.66	-	-	74	-19.34	268	151	H
			* 15.840459	40.77	ADR	41.2	-38.76	0.21	43.42	54	-10.58	-	-	268	151	H
			* 8.299518	55.31	PK-U	35.9	-43.12	0	48.09	-	-	74	-25.91	198	315	V
			* 8.298507	43.7	ADR	35.9	-43.09	0.21	36.72	54	-17.28	-	-	198	315	V
			* 15.852239	52.31	PK-U	41.2	-39.1	0	54.41	-	-	74	-19.59	254	119	V
			* 15.849861	40.91	ADR	41.2	-38.93	0.21	43.39	54	-10.61	-	-	254	119	V
	5610	6+5	* 2.222868	58.24	PK-U	31.7	-48.78	0	41.16	-	-	74	-32.84	188	298	H
			* 2.222733	47.21	ADR	31.7	-48.77	0.21	30.35	54	-23.65	-	-	188	298	H
			* 2.208969	59.18	PK-U	31.6	-48.52	0	42.26	-	-	74	-31.74	155	118	V
			* 2.209031	47.44	ADR	31.6	-48.52	0.21	30.73	54	-23.27	-	-	155	118	V
			* 8.441458	54.52	PK-U	35.9	-43.11	0	47.31	-	-	74	-26.69	218	201	H
			* 8.442011	42.94	ADR	35.9	-43.14	0.21	35.91	54	-18.09	-	-	218	201	H
			* 8.405708	54.95	PK-U	35.9	-43.31	0	47.54	-	-	74	-26.46	122	311	V
			* 8.406451	43.19	ADR	35.9	-43.33	0.21	35.97	54	-18.03	-	-	122	311	V
			14.800017	54.44	PK-U	40	-41.41	0	53.03	-	-	68.2	-15.17	249	268	V
			14.831641	54.27	PK-U	40.1	-41.25	0	53.12	-	-	68.2	-15.08	351	188	H
	5690 (Straddle)	6+5	* 2.23286	58.25	PK-U	31.7	-48.79	0	41.16	-	-	74	-32.84	250	316	H
			* 2.232639	46.79	ADR	31.7	-48.78	0.21	29.92	54	-24.08	-	-	250	316	H
			* 2.244604	58.17	PK-U	31.8	-48.83	0	41.14	-	-	74	-32.86	310	358	V
			* 2.245689	47.03	ADR	31.8	-48.9	0.21	30.14	54	-23.86	-	-	310	358	V
			* 8.467018	54.68	PK-U	35.9	-43.07	0	47.51	-	-	74	-26.49	169	225	H
			* 8.469381	42.85	ADR	35.9	-43.05	0.21	35.91	54	-18.09	-	-	169	225	H
			* 15.89743	53.91	PK-U	41.1	-40.01	0	55	-	-	74	-19	248	254	H
			* 15.896253	42.19	ADR	41.1	-40.08	0.21	43.42	54	-10.58	-	-	248	254	H
			* 8.465797	54.68	PK-U	35.9	-42.99	0	47.59	-	-	74	-26.41	114	158	V
			* 8.464722	42.99	ADR	35.9	-42.94	0.21	36.16	54	-17.84	-	-	114	158	V
			* 15.942056	54.02	PK-U	41.1	-40.76	0	54.36	-	-	74	-19.64	316	191	V
			* 15.939942	42.24	ADR	41.1	-40.66	0.21	42.89	54	-11.11	-	-	316	191	V

* - indicates frequency in CFR47 Pt 15 / IC RSS-Restricted Band
PK-U - U-NII: Maximum Peak
ADR - U-NII AD primary method, RMS average

UL LLC.
47173 Benicia Street, Fremont, CA 94538; USA. TEL:(510) 319-4000 FAX:(510) 661-0888
This report shall not be reproduced except in full, without the written approval of UL LLC.

160MHz

UNII-2c (MIMO CDD)	Channel Frequency (MHz)	Ant. #	Frequency (GHz)	Meter Reading (dBuV)	Det	AF (dB/m)	Amp/Cbl/ Fltr/Pad (dB)	DCCF (dB)	Correct Reading (dBuV/m)	Avg Limit (dBuV/m)	Avg Margin (dB)	Pk Limit (dBuV/m)	Pk Margin (dB)	Azimuth (Degs)	Height (cm)	Polarity
11n/ac (Highest Power)	5570	6 + 5	6.697874	32.78	Pk	35.5	-20.4	0	47.88	-	-	68.2	-20.32	318	133	V
			6.700208	32.36	Pk	35.5	-20.4	0	47.46	-	-	68.2	-20.74	249	110	H
			8.659628	31.31	Pk	35.9	-17.9	0	49.31	-	-	68.2	-18.89	20	284	V
			8.664136	31.74	Pk	35.9	-17.9	0	49.74	-	-	68.2	-18.46	20	155	H
			10.094121	31.83	Pk	37.2	-17	0	52.03	-	-	68.2	-16.17	268	190	H
			10.096286	32.19	Pk	37.2	-17	0	52.39	-	-	68.2	-15.81	342	138	V

* - indicates frequency in CFR47 Pt 15 / IC RSS-Restricted Band
PK-U - U-NII: Maximum Peak
ADR - U-NII AD primary method, RMS average

UL LLC.
47173 Benicia Street, Fremont, CA 94538; USA. TEL:(510) 319-4000 FAX:(510) 661-0888
This report shall not be reproduced except in full, without the written approval of UL LLC.

HARMONICS AND SPURIOUS EMISSIONS (LOW CHANNEL / 5500MHz)

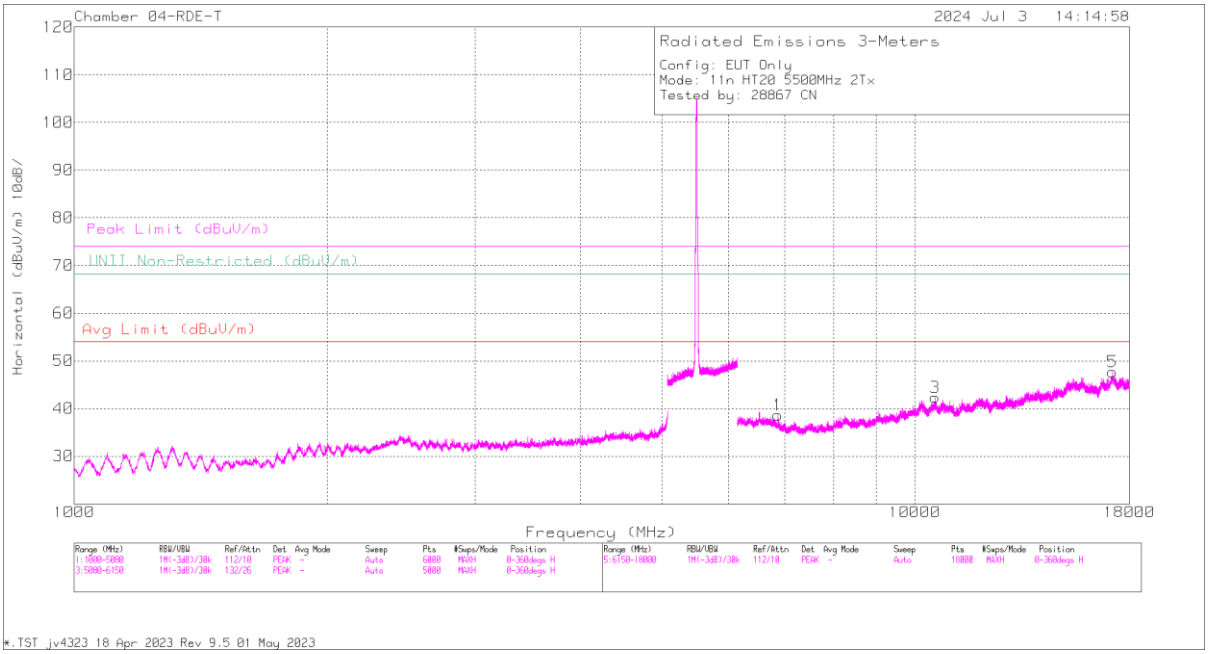

HORIZONTAL

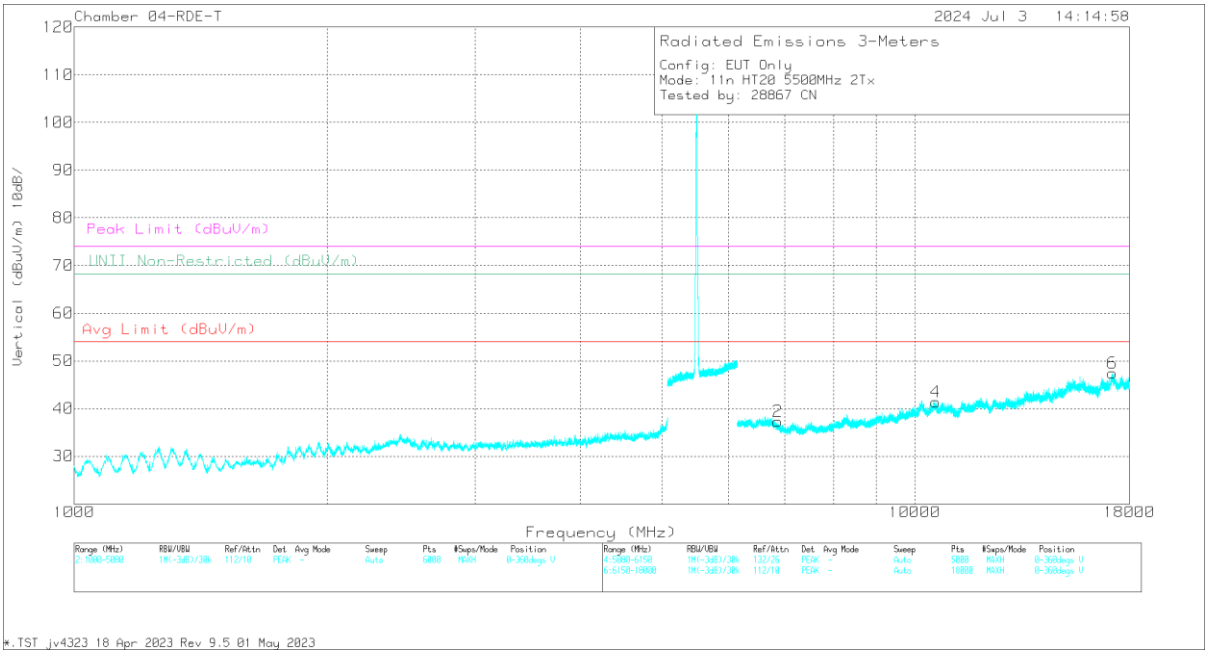

VERTICAL

UL LLC.
47173 Benicia Street, Fremont, CA 94538; USA. TEL:(510) 319-4000 FAX:(510) 661-0888
This report shall not be reproduced except in full, without the written approval of UL LLC.

RADIATED EMISSIONS

Marker	Frequency (GHz)	Meter Reading (dBuV)	Det	80430 3m ACF (dB/m)	Gain/Loss (dB)	DCCF (dB)	Corrected Reading (dBuV/m)	Avg Limit (dBuV/m)	Margin (dB)	Peak Limit (dBuV/m)	PK Margin (dB)	Azimuth (Degs)	Height (cm)	Polarity
1	6.872038	55.91	PK-U	36.1	-44.75	0	47.26	-	-	68.2	-20.94	280	124	H
2	6.876672	56.3	PK-U	36.1	-44.67	0	47.73	-	-	68.2	-20.47	144	264	V
3	10.577422	54.67	PK-U	38	-41.75	0	50.92	-	-	68.2	-17.28	255	178	H
4	10.590937	54.47	PK-U	38	-41.5	0	50.97	-	-	68.2	-17.23	80	177	V
5	17.179956	51.94	PK-U	41.8	-38.31	0	55.43	-	-	68.2	-12.77	210	322	H
6	17.185466	51.94	PK-U	41.8	-38.26	0	55.48	-	-	68.2	-12.72	80	198	V

PK-U - U-NII: Maximum Peak

UL LLC.
47173 Benicia Street, Fremont, CA 94538; USA. TEL:(510) 319-4000 FAX:(510) 661-0888
This report shall not be reproduced except in full, without the written approval of UL LLC.

1.1.24. 802.11be MIMO MODE IN UNII-2C BAND – SPURIOUS EMISSIONS

20MHz

UNII-2c (MIMO CDD)	Channel Frequency (MHz)	Ant. #	Frequency (GHz)	Meter Reading (dBuV)	Det	AF (dB/m)	Amp/Cbl/ Fltr/Pad (dB)	DCCF (dB)	Correct Reading (dBuV/m)	Avg Limit (dBuV/m)	Avg Margin (dB)	Pk Limit (dBuV/m)	Pk Margin (dB)	Azimuth (Degs)	Height (cm)	Polarity
11be (SU Mode / Highest Power)	5500	6 + 5	* 2.497026	59.01	PK-U	33.4	-48.37	0	44.04	-	-	74	-29.96	72	173	V
			* 2.490115	47.14	ADR	33.4	-48.41	0	32.13	54	-21.87	-	-	72	173	V
			* 12.685505	53.56	PK-U	39	-41.27	0	51.29	-	-	74	-22.71	181	238	H
			* 12.68441	42.02	ADR	39	-41.14	0	39.88	54	-14.12	-	-	181	238	H
			2.477673	58.47	PK-U	33.4	-48.3	0	43.57	-	-	68.2	-24.63	14	198	H
			7.894904	54.76	PK-U	35.8	-44.03	0	46.53	-	-	68.2	-21.67	243	184	V
			7.95466	54.51	PK-U	35.8	-43.95	0	46.36	-	-	68.2	-21.84	129	154	H
			12.906023	52.73	PK-U	39	-41.21	0	50.52	-	-	68.2	-17.68	268	149	H
	5580	6 + 5	7.872801	52.45	PK-U	36	-41.12	0	47.33	-	-	68.2	-20.87	358	191	H
			7.874379	52.45	PK-U	36	-41.1	0	47.35	-	-	68.2	-20.85	220	165	V
			10.493369	52.69	PK-U	38.6	-40.5	0	50.79	-	-	68.2	-17.41	71	211	V
			10.498555	52.74	PK-U	38.6	-40.56	0	50.78	-	-	68.2	-17.42	165	138	H
			13.497173	52.96	PK-U	39.1	-38.28	0	53.78	-	-	68.2	-14.42	331	193	V
			13.498188	52.59	PK-U	39.1	-38.2	0	53.49	-	-	68.2	-14.71	171	150	H
	5700	6 + 5	* 2.206092	57.54	PK-U	32.2	-46.4	0	43.34	-	-	74	-30.66	180	100	H
			* 2.202945	45.85	ADR	32.2	-46.31	0	31.74	54	-22.26	-	-	180	100	H
			* 2.278575	57.33	PK-U	32.3	-46.94	0	42.69	-	-	74	-31.31	159	251	V
			* 2.263292	45.72	ADR	32.2	-46.77	0	31.15	54	-22.85	-	-	159	251	V
			8.592302	52.52	PK-U	36.1	-40.87	0	47.75	-	-	68.2	-20.45	277	287	V
			8.596237	52.9	PK-U	36.1	-40.8	0	48.2	-	-	68.2	-20	220	162	H
			13.091854	53.2	PK-U	39.1	-38.31	0	53.99	-	-	68.2	-14.21	149	297	H
			13.100843	52.87	PK-U	39.1	-38.68	0	53.29	-	-	68.2	-14.91	310	202	V
	5720 (Straddle)	6 + 5	* 2.347214	57.66	PK-U	32.4	-46.88	0	43.18	-	-	74	-30.82	230	108	H
			* 2.34916	45.66	ADR	32.4	-46.8	0	31.26	54	-22.74	-	-	230	108	H
			* 2.343824	57.01	PK-U	32.4	-46.92	0	42.49	-	-	74	-31.51	190	218	V
			* 2.344181	45.58	ADR	32.4	-46.9	0	31.08	54	-22.92	-	-	190	218	V
			* 9.421832	53.5	PK-U	37	-41.4	0	49.1	-	-	74	-24.9	107	308	H
			* 9.42231	42.07	ADR	37	-41.43	0	37.64	54	-16.36	-	-	107	308	H
			* 15.91824	53.86	PK-U	41.3	-39.2	0	55.96	-	-	74	-18.04	279	248	H
			* 15.921034	42.18	ADR	41.3	-39.2	0	44.28	54	-9.72	-	-	279	248	H
			* 9.4029	53.57	PK-U	36.9	-41.49	0	48.98	-	-	74	-25.02	311	207	V
			* 9.404287	42.23	ADR	36.9	-41.67	0	37.46	54	-16.54	-	-	311	207	V
			* 15.910681	54.03	PK-U	41.3	-39.2	0	56.13	-	-	74	-17.87	110	358	V
			* 15.909526	42.21	ADR	41.3	-39.2	0	44.31	54	-9.69	-	-	110	358	V

UL LLC.
47173 Benicia Street, Fremont, CA 94538; USA. TEL:(510) 319-4000 FAX:(510) 661-0888
This report shall not be reproduced except in full, without the written approval of UL LLC.

UNII-2c (MIMO CDD)	Channel Frequency (MHz)	Ant. #	Frequency (GHz)	Meter Reading (dBuV)	Det	AF (dB/m)	Amp/Cbl/ Fltr/Pad (dB)	DCCF (dB)	Correct Reading (dBuV/m)	Avg Limit (dBuV/m)	Avg Margin (dB)	Pk Limit (dBuV/m)	Pk Margin (dB)	Azimuth (Degs)	Height (cm)	Polarity
11be (RU 52 / Index 38 Highest PSD)	5500	6 + 5	* 3.727467	58.37	PK-U	33.5	-48.1	0	43.77	-	-	74	-30.23	0	101	H
			* 3.727193	46.89	ADR	33.5	-48.1	0	32.29	54	-21.71	-	-	0	101	H
			* 3.724653	58.61	PK-U	33.5	-48.1	0	44.01	-	-	74	-29.99	0	101	V
			* 3.726515	46.84	ADR	33.5	-48.1	0	32.24	54	-21.76	-	-	0	101	V
			* 10.994691	57.8	PK-U	38	-47.2	0	48.6	-	-	74	-25.4	0	200	H
			* 10.993208	46.57	ADR	38	-47.2	0	37.37	54	-16.63	-	-	0	200	H
			* 10.995353	59.04	PK-U	38	-47.2	0	49.84	-	-	74	-24.16	0	101	V
			* 10.994141	47.56	ADR	38	-47.2	0	38.36	54	-15.64	-	-	0	101	V
			* 10.994141	42.6	ADR	38	-47.2	0	33.4	54	-20.6	-	-	0	101	V
			16.498732	58.23	PK-U	41.1	-46.6	0	52.73	-	-	68.2	-15.47	0	101	V
			16.500051	57.91	PK-U	41.1	-46.6	0	52.41	-	-	68.2	-15.79	0	200	H
	5580	6 + 5	* 4.735498	59.18	PK-U	34.2	-49.1	0	44.28	-	-	74	-29.72	0	101	H
			* 4.734612	47.62	ADR	34.2	-49.1	0	32.72	54	-21.28	-	-	0	101	H
			* 4.737016	59.07	PK-U	34.2	-49.1	0	44.17	-	-	74	-29.83	0	200	V
			* 4.734572	47.69	ADR	34.2	-49.1	0	32.79	54	-21.21	-	-	0	200	V
			* 11.151928	58.68	PK-U	38.1	-46.9	0	49.88	-	-	74	-24.12	0	101	H
			* 11.153998	47.01	ADR	38.1	-46.8	0	38.31	54	-15.69	-	-	0	101	H
			* 11.153527	59.6	PK-U	38.1	-46.85	0	50.85	-	-	74	-23.15	0	101	V
			* 11.152485	48.39	ADR	38.1	-46.9	0	39.59	54	-14.41	-	-	0	101	V
			16.739536	59.2	PK-U	41.4	-46.8	0	53.8	-	-	68.2	-14.4	0	200	V
			16.740863	59.27	PK-U	41.4	-46.8	0	53.87	-	-	68.2	-14.33	0	101	H
	5700	6 + 5	* 11.391314	57.42	PK-U	38.1	-43.77	0	51.75	-	-	74	-22.25	30	127	H
			* 11.393358	46.9	ADR	38.1	-43.77	0	41.23	54	-12.77	-	-	30	127	H
			* 11.396378	57.27	PK-U	38.1	-43.74	0	51.63	-	-	74	-22.37	25	284	V
			* 11.39403	46.55	ADR	38.1	-43.76	0	40.89	54	-13.11	-	-	25	284	V
			* 15.590758	52.01	PK-U	40.4	-40.19	0	52.22	-	-	74	-21.78	181	150	V
			* 15.589911	39.89	ADR	40.4	-40.21	0	40.08	54	-13.92	-	-	181	150	V
			6.408355	59.25	PK-U	35.6	-45.61	0	49.24	-	-	68.2	-18.96	89	208	H
			6.764906	57.31	PK-U	35.8	-45.59	0	47.52	-	-	68.2	-20.68	18	106	V
			6.765264	59.7	PK-U	35.8	-45.6	0	49.9	-	-	68.2	-18.3	89	119	H
			7.12118	59.27	PK-U	35.8	-45.86	0	49.21	-	-	68.2	-18.99	77	202	H
	5720 (Straddle)	6 + 5	* 11.432165	57.02	PK-U	38.1	-44.02	0	51.1	-	-	74	-22.9	15	217	V
			* 11.434224	46.26	ADR	38.1	-44.03	0	40.33	54	-13.67	-	-	15	217	V
			6.430696	59.55	PK-U	35.6	-45.59	0	49.56	-	-	68.2	-18.64	85	204	H
			6.789328	59.46	PK-U	35.8	-45.82	0	49.44	-	-	68.2	-18.76	79	124	H
			7.146645	58.88	PK-U	35.9	-45.52	0	49.26	-	-	68.2	-18.94	70	209	H
			7.202038	56.12	PK-U	35.8	-44.89	0	47.03	-	-	68.2	-21.17	198	361	V
			15.202358	52.37	PK-U	39.9	-41.17	0	51.1	-	-	68.2	-17.1	6	207	V

* - indicates frequency in CFR47 Pt 15 / IC RSS-Restricted Band
PK-U - U-NII: Maximum Peak
ADR - U-NII AD primary method, RMS average

UL LLC.
47173 Benicia Street, Fremont, CA 94538; USA. TEL:(510) 319-4000 FAX:(510) 661-0888
This report shall not be reproduced except in full, without the written approval of UL LLC.

40MHz

UNII-2c (MIMO CDD)	Channel Frequency (MHz)	Ant. #	Frequency (GHz)	Meter Reading (dBuV)	Det	AF (dB/m)	Amp/Cbl/ Fltr/Pad (dB)	DCCF (dB)	Correct Reading (dBuV/m)	Avg Limit (dBuV/m)	Avg Margin (dB)	Pk Limit (dBuV/m)	Pk Margin (dB)	Azimuth (Degs)	Height (cm)	Polarity
11be (SU Mode / Highest Power)	5510	6 + 5	* 10.99542	56.56	PK-U	37.8	-45.29	0	49.07	-	-	74	-24.93	123	162	H
			* 10.995393	44.94	ADR	37.8	-45.29	0.1	37.55	54	-16.45	-	-	123	162	H
			* 10.988433	56.08	PK-U	37.8	-45.31	0	48.57	-	-	74	-25.43	64	247	V
			* 10.988586	44.6	ADR	37.8	-45.3	0.1	37.2	54	-16.8	-	-	64	247	V
			2.453379	60.6	PK-U	32.2	-50.49	0	42.31	-	-	68.2	-25.89	69	296	V
			2.463103	60.87	PK-U	32.2	-50.46	0	42.61	-	-	68.2	-25.59	56	302	H
			6.870758	56.08	PK-U	35.8	-46.5	0	45.38	-	-	68.2	-22.82	231	127	V
			6.874673	58.46	PK-U	35.8	-46.41	0	47.85	-	-	68.2	-20.35	177	238	H
	5550	6 + 5	* 11.114852	57.91	PK-U	37.8	-45.27	0	50.44	-	-	74	-23.56	132	137	H
			* 11.114635	46.44	ADR	37.8	-45.27	0.1	39.07	54	-14.93	-	-	132	137	H
			* 11.110477	56.15	PK-U	37.8	-45.25	0	48.7	-	-	74	-25.3	13	104	V
			* 11.110252	44.52	ADR	37.8	-45.25	0.1	37.17	54	-16.83	-	-	13	104	V
			1.873704	59.79	PK-U	30.7	-50.14	0	40.35	-	-	68.2	-27.85	130	132	V
			1.890753	61.23	PK-U	30.8	-50.17	0	41.86	-	-	68.2	-26.34	31	117	H
			6.701376	55.96	PK-U	35.8	-46.36	0	45.4	-	-	68.2	-22.8	220	244	V
			6.731827	58.12	PK-U	35.8	-46.26	0	47.66	-	-	68.2	-20.54	169	252	H
	5670	6 + 5	* 11.359437	56.9	PK-U	38	-45.28	0	49.62	-	-	74	-24.38	120	117	H
			* 11.359658	45.19	ADR	38	-45.29	0.1	38	54	-16	-	-	120	117	H
			* 11.300628	55.82	PK-U	38	-45.08	0	48.74	-	-	74	-25.26	350	283	V
			* 11.303953	43.98	ADR	38	-45.08	0.1	37	54	-17	-	-	350	283	V
			1.944209	61.64	PK-U	31.1	-50.22	0	42.52	-	-	68.2	-25.68	12	152	V
			1.945907	61.49	PK-U	31.1	-50.2	0	42.39	-	-	68.2	-25.81	148	290	H
			6.723715	58.56	PK-U	35.8	-46.43	0	47.93	-	-	68.2	-20.27	187	178	H
			6.732154	56.74	PK-U	35.8	-46.26	0	46.28	-	-	68.2	-21.92	132	343	V
	5710 (Straddle)	6 + 5	* 1.318339	62.15	PK-U	28.6	-50.1	0	40.65	-	-	74	-33.35	215	336	H
			* 1.315625	50.58	ADR	28.6	-50.11	0.1	29.17	54	-24.83	-	-	215	336	H
			* 1.313736	62.37	PK-U	28.6	-50.13	0	40.84	-	-	74	-33.16	100	291	V
			* 1.315492	50.47	ADR	28.6	-50.11	0.1	29.06	54	-24.94	-	-	100	291	V
			6.763015	56.43	PK-U	35.8	-45.99	0	46.24	-	-	68.2	-21.96	257	230	V
			6.774477	58.83	PK-U	35.8	-45.89	0	48.74	-	-	68.2	-19.46	191	240	H
			9.516831	57.97	PK-U	36.6	-46.91	0	47.66	-	-	68.2	-20.54	301	336	V
			9.53943	57.68	PK-U	36.6	-47.04	0	47.24	-	-	68.2	-20.96	204	119	H

UL LLC.
47173 Benicia Street, Fremont, CA 94538; USA. TEL:(510) 319-4000 FAX:(510) 661-0888
This report shall not be reproduced except in full, without the written approval of UL LLC.

UNII-2c (MIMO CDD)	Channel Frequency (MHz)	Ant. #	Frequency (GHz)	Meter Reading (dBuV)	Det	AF (dB/m)	Amp/Cbl/ Fltr/Pad (dB)	DCCF (dB)	Correct Reading (dBuV/m)	Avg Limit (dBuV/m)	Avg Margin (dB)	Pk Limit (dBuV/m)	Pk Margin (dB)	Azimuth (Degs)	Height (cm)	Polarity
11be (RU 52 / Index 38 Highest PSD)	5510	6 + 5	* 10.993346	59.94	PK-U	37.8	-44.49	0	53.25	-	-	74	-20.75	32	142	H
			* 10.99455	49.24	ADR	37.8	-44.46	0.1	42.68	54	-11.32	-	-	32	142	H
			* 10.995621	59.58	PK-U	37.8	-44.46	0	52.92	-	-	74	-21.08	33	222	V
			* 10.994335	48.23	ADR	37.8	-44.47	0.1	41.66	54	-12.34	-	-	33	222	V
			6.169272	56.36	PK-U	35.5	-45.17	0	46.69	-	-	68.2	-21.51	32	101	V
			6.186254	60.5	PK-U	35.5	-45.27	0	50.73	-	-	68.2	-17.47	97	181	H
			6.87411	61.24	PK-U	35.8	-45.71	0	51.33	-	-	68.2	-16.87	69	193	H
			6.876287	57.49	PK-U	35.8	-45.73	0	47.56	-	-	68.2	-20.64	32	101	V
	5550	6 + 5	* 11.071867	60.28	PK-U	37.9	-44.22	0	53.96	-	-	74	-20.04	33	131	H
			* 11.074192	50.42	ADR	37.9	-44.22	0.1	44.2	54	-9.8	-	-	33	131	H
			* 11.07288	60.07	PK-U	37.9	-44.24	0	53.73	-	-	74	-20.27	28	109	V
			* 11.0743	49.82	ADR	37.9	-44.22	0.1	43.6	54	-10.4	-	-	28	109	V
			6.577078	61.29	PK-U	35.8	-45.7	0	51.39	-	-	68.2	-16.81	74	105	H
			6.579012	57.89	PK-U	35.8	-45.72	0	47.97	-	-	68.2	-20.23	33	101	V
			6.923986	61.4	PK-U	35.8	-45.95	0	51.25	-	-	68.2	-16.95	78	197	H
			6.923997	58.08	PK-U	35.8	-45.95	0	47.93	-	-	68.2	-20.27	33	198	V
	5670	6 + 5	* 11.31167	59.39	PK-U	38	-44.05	0	53.34	-	-	74	-20.66	18	108	H
			* 11.3139	49.08	ADR	38	-44.03	0.1	43.15	54	-10.85	-	-	18	108	H
			* 11.31505	58.85	PK-U	38	-44.04	0	52.81	-	-	74	-21.19	20	305	V
			* 11.314459	48.63	ADR	38	-44.03	0.1	42.7	54	-11.3	-	-	20	305	V
			6.71945	57.94	PK-U	35.8	-45.38	0	48.36	-	-	68.2	-19.84	18	101	V
			6.719832	59.98	PK-U	35.8	-45.39	0	50.39	-	-	68.2	-17.81	83	211	H
			7.073619	60.75	PK-U	35.9	-45.85	0	50.8	-	-	68.2	-17.4	81	204	H
			7.07394	57.86	PK-U	35.9	-45.86	0	47.9	-	-	68.2	-20.3	18	198	V
	5710 (Straddle)	6 + 5	* 11.393681	56.49	PK-U	38.1	-43.76	0	50.83	-	-	74	-23.17	13	129	H
			* 11.39455	45.69	ADR	38.1	-43.75	0.1	40.14	54	-13.86	-	-	13	129	H
			* 11.394587	57.78	PK-U	38.1	-43.75	0	52.13	-	-	74	-21.87	24	208	V
			* 11.394212	47.29	ADR	38.1	-43.76	0.1	41.73	54	-12.27	-	-	24	208	V
			6.409463	59.94	PK-U	35.6	-45.6	0	49.94	-	-	68.2	-18.26	78	198	H
			6.409724	56.8	PK-U	35.6	-45.59	0	46.81	-	-	68.2	-21.39	13	101	V
			6.766992	60.12	PK-U	35.8	-45.64	0	50.28	-	-	68.2	-17.92	92	214	H
			6.767309	57.38	PK-U	35.8	-45.65	0	47.53	-	-	68.2	-20.67	13	199	V

* - indicates frequency in CFR47 Pt 15 / IC RSS-Restricted Band
PK-U - U-NII: Maximum Peak
ADR - U-NII AD primary method, RMS average

UL LLC.
47173 Benicia Street, Fremont, CA 94538; USA. TEL:(510) 319-4000 FAX:(510) 661-0888
This report shall not be reproduced except in full, without the written approval of UL LLC.

80MHz

UNII-2c (MIMOcCDD)	Channel Frequency (MHz)	Ant. #	Frequency (GHz)	Meter Reading (dBuV)	Det	AF (dB/m)	Amp/Cbl/ Fltr/Pad (dB)	DCCF (dB)	Correct Reading (dBuV/m)	Avg Limit (dBuV/m)	Avg Margin (dB)	Pk Limit (dBuV/m)	Pk Margin (dB)	Azimuth (Degs)	Height (cm)	Polarity
11be (SU Mode / Highest Power)	5530	6 + 5	* 11.073142	54.11	PK-U	37.8	-42.24	0	49.67	-	-	74	-24.33	182	177	H
			* 11.072514	42.69	ADR	37.8	-42.21	0	38.28	54	-15.72	-	-	182	177	H
			* 11.072664	54.1	PK-U	37.8	-42.23	0	49.67	-	-	74	-24.33	42	152	V
			* 11.073924	42.56	ADR	37.8	-42.15	0	38.21	54	-15.79	-	-	42	152	V
			12.74445	53.16	PK-U	39	-41.3	0	50.86	-	-	68.2	-17.34	349	241	H
			12.745669	53.05	PK-U	39	-41.26	0	50.79	-	-	68.2	-17.41	338	144	V
			14.952103	53.85	PK-U	40.4	-41.05	0	53.2	-	-	68.2	-15	349	121	V
			14.95425	54.3	PK-U	40.4	-41.03	0	53.67	-	-	68.2	-14.53	346	131	H
	5610	6 + 5	* 11.266007	54.3	PK-U	37.7	-42.12	0	49.88	-	-	74	-24.12	258	143	H
			* 11.265711	42.59	ADR	37.7	-42.09	0	38.2	54	-15.8	-	-	258	143	H
			* 11.265796	54.43	PK-U	37.7	-42.1	0	50.03	-	-	74	-23.97	289	230	V
			* 11.263173	42.83	ADR	37.7	-42.1	0	38.43	54	-15.57	-	-	289	230	V
			13.912131	54.38	PK-U	39.4	-41.75	0	52.03	-	-	68.2	-16.17	18	161	H
			13.913084	54.47	PK-U	39.4	-41.73	0	52.14	-	-	68.2	-16.06	265	249	V
			16.518464	51.84	PK-U	41	-40.76	0	52.08	-	-	68.2	-16.12	61	104	V
			16.519701	52.8	PK-U	41	-40.75	0	53.05	-	-	68.2	-15.15	159	204	H
	5690 (Straddle)	6 + 5	* 11.227707	53.98	PK-U	37.7	-42.02	0	49.66	-	-	74	-24.34	126	183	H
			* 11.225881	42.65	ADR	37.7	-41.92	0	38.43	54	-15.57	-	-	126	183	H
			* 11.224442	53.73	PK-U	37.7	-41.94	0	49.49	-	-	74	-24.51	236	101	V
			* 11.227972	42.33	ADR	37.7	-42.05	0	37.98	54	-16.02	-	-	236	101	V
			13.032966	53.95	PK-U	39	-41.31	0	51.64	-	-	68.2	-16.56	181	211	H
			13.034303	53.48	PK-U	39	-41.32	0	51.16	-	-	68.2	-17.04	64	177	V
			15.184217	53.02	PK-U	41	-40.5	0	53.52	-	-	68.2	-14.68	1	186	V
			15.185158	53.12	PK-U	41	-40.48	0	53.64	-	-	68.2	-14.56	48	112	H
11be (RU242 / Index 61 Highest PSD)	5530	6 + 5	* 2.2064	59.56	PK-U	31.6	-48.45	0	42.71	-	-	74	-31.29	260	364	H
			* 2.20415	47.35	ADR	31.6	-48.46	0	30.49	54	-23.51	-	-	260	364	H
			* 2.207497	59.56	PK-U	31.6	-48.46	0	42.7	-	-	74	-31.3	310	241	V
			* 2.207736	47.34	ADR	31.6	-48.48	0	30.46	54	-23.54	-	-	310	241	V
			* 12.328595	52.5	PK-U	38.6	-40.79	0	50.31	-	-	74	-23.69	236	142	H
			* 12.330132	40.83	ADR	38.6	-40.84	0	38.59	54	-15.41	-	-	236	142	H
			* 12.363717	52.84	PK-U	38.6	-41.05	0	50.39	-	-	74	-23.61	158	191	V
			* 12.365912	41.15	ADR	38.6	-41.16	0	38.59	54	-15.41	-	-	158	191	V
			6.887096	55.62	PK-U	36	-44.67	0	46.95	-	-	68.2	-21.25	301	151	V
			6.88766	57.59	PK-U	36	-44.66	0	48.93	-	-	68.2	-19.27	249	298	H
	5610	6 + 5	* 2.38534	59.11	PK-U	33.3	-48.85	0	43.56	-	-	74	-30.44	210	198	H
			* 2.385745	47.33	ADR	33.3	-48.85	0	31.78	54	-22.22	-	-	210	198	H
			* 2.379223	58.69	PK-U	33.2	-48.71	0	43.18	-	-	74	-30.82	105	181	V
			* 2.381242	47.14	ADR	33.2	-48.76	0	31.58	54	-22.42	-	-	105	181	V
			* 15.736473	52.89	PK-U	41.3	-40.45	0	53.74	-	-	74	-20.26	340	258	H
			* 15.737942	41.44	ADR	41.3	-40.45	0	42.29	54	-11.71	-	-	340	258	H
			* 15.727919	53.02	PK-U	41.3	-40.22	0	54.1	-	-	74	-19.9	155	344	V
			* 15.726106	41.36	ADR	41.3	-40.25	0	42.41	54	-11.59	-	-	155	344	V
			9.505255	54.55	PK-U	36.4	-43.3	0	47.65	-	-	68.2	-20.55	249	109	H
			9.514638	54.77	PK-U	36.5	-43.37	0	47.9	-	-	68.2	-20.3	280	194	V
	5690 (Straddle)	6 + 5	* 2.319672	58.63	PK-U	32.6	-48.85	0	42.38	-	-	74	-31.62	341	153	H
			* 2.321303	47.22	ADR	32.6	-48.94	0	30.88	54	-23.12	-	-	341	153	H
			* 2.322542	58.37	PK-U	32.6	-49.01	0	41.96	-	-	74	-32.04	125	148	V
			* 2.320368	47.23	ADR	32.6	-48.85	0	30.98	54	-23.02	-	-	125	148	V
			* 8.468845	54.14	PK-U	35.9	-43.07	0	46.97	-	-	74	-27.03	300	249	H
			* 8.471701	42.88	ADR	35.9	-43.09	0	35.69	54	-18.31	-	-	300	249	H
			* 15.627955	53.19	PK-U	41.5	-40.36	0	54.33	-	-	74	-19.67	249	100	H
			* 15.628734	41.59	ADR	41.5	-40.27	0	42.82	54	-11.18	-	-	249	100	H
			* 8.471926	54.77	PK-U	35.9	-43.09	0	47.58	-	-	74	-26.42	158	151	V
			* 8.470799	42.92	ADR	35.9	-43.07	0	35.75	54	-18.25	-	-	158	151	V
			* 15.645963	52.93	PK-U	41.5	-40.48	0	53.95	-	-	74	-20.05	255	198	V
			* 15.643005	41.71	ADR	41.5	-40.36	0	42.85	54	-11.15	-	-	255	198	V

* - indicates frequency in CFR47 Pt 15 / IC RSS-Restricted Band
PK-U - U-NII: Maximum Peak
ADR - U-NII AD primary method, RMS average

UL LLC.
47173 Benicia Street, Fremont, CA 94538; USA. TEL:(510) 319-4000 FAX:(510) 661-0888
This report shall not be reproduced except in full, without the written approval of UL LLC.

160MHz

UNII-2c (MIMOcCDD)	Channel Frequency (MHz)	Ant. #	Frequency (GHz)	Meter Reading (dBuV)	Det	AF (dB/m)	Amp/Cbl/ Fltr/Pad (dB)	DCCF (dB)	Correct Reading (dBuV/m)	Avg Limit (dBuV/m)	Avg Margin (dB)	Pk Limit (dBuV/m)	Pk Margin (dB)	Azimuth (Degs)	Height (cm)	Polarity
11be (SU Mode / Highest Power)	5570	6 + 5	*3.877611	45.18	ADR	33.4	-47.04	0.1	31.64	54	-22.36	-	-	341	161	H
			*3.877709	56.85	PK-U	33.4	-47.04	0	43.21	-	-	74	-30.79	341	161	H
			*3.881818	45.15	ADR	33.4	-47.13	0.1	31.52	54	-22.5	-	-	11	139	V
			*3.882047	56.98	PK-U	33.4	-47.13	0	43.25	-	-	74	-30.75	11	139	V
			*10.979042	44.34	ADR	37.8	-45.34	0.1	36.9	54	-17.1	-	-	354	283	H
			*10.97989	55.85	PK-U	37.8	-45.35	0	48.3	-	-	74	-25.7	208	193	V
			*10.980476	56.13	PK-U	37.8	-45.35	0	48.58	-	-	74	-25.42	354	283	H
			*10.983137	44.18	ADR	37.8	-45.31	0.1	36.77	54	-17.23	-	-	208	193	V
			16.467929	56.12	PK-U	40.9	-45.24	0	51.78	-	-	68.2	-16.42	358	238	V
			16.469018	55.62	PK-U	41	-45.18	0	51.44	-	-	68.2	-16.76	286	157	H
11be (RU 242 / Index S64 Highest PSD)	5570 (Mid Index)	6 + 5	2.048055	61.4	PK-U	31.6	-50.14	0	42.86	-	-	68.2	-25.34	345	258	H
			2.051859	60.78	PK-U	31.6	-50.14	0	42.24	-	-	68.2	-25.96	32	377	V
			7.038636	57.45	PK-U	35.7	-46.81	0	46.34	-	-	68.2	-21.86	358	216	V
			7.038724	59.27	PK-U	35.7	-46.81	0	48.16	-	-	68.2	-20.04	6	128	H
			*11.270305	57.11	PK-U	37.9	-45.13	0	49.88	-	-	74	-24.12	259	248	V
			*11.273691	45.32	ADR	37.9	-45.16	0	38.06	54	-15.94	-	-	259	248	V
			*11.274017	56.52	PK-U	37.9	-45.16	0	49.26	-	-	74	-24.74	280	256	H
			*11.275686	44.93	ADR	37.9	-45.17	0	37.66	54	-16.34	-	-	280	256	H
11be (RU 996 / Index 67 Highest PSD)	5570 (Mid Index)	6 + 5	* 1.182405	62.47	PK-U	28.1	-50.29	0	40.28	-	-	74	-33.72	244	284	H
			* 1.182555	50.55	ADR	28.1	-50.3	0	28.35	54	-25.65	-	-	244	284	H
			* 2.497543	60	PK-U	32.3	-49.69	0	42.61	-	-	74	-31.39	107	306	H
			* 2.497555	48.25	ADR	32.3	-49.69	0	30.86	54	-23.14	-	-	107	306	H
			* 1.182922	62.91	PK-U	28.1	-50.32	0	40.69	-	-	74	-33.31	240	347	V
			* 1.182072	50.7	ADR	28.1	-50.27	0	28.53	54	-25.47	-	-	240	347	V
			* 2.489277	59.57	PK-U	32.3	-49.63	0	42.24	-	-	74	-31.76	211	398	V
			* 2.488105	48.05	ADR	32.3	-49.7	0	30.65	54	-23.35	-	-	211	398	V
			10.487025	56.54	PK-U	37.6	-44.89	0	49.25	-	-	68.2	-18.95	127	400	V
			10.490174	55.7	PK-U	37.6	-44.99	0	48.31	-	-	68.2	-19.89	79	241	H

* - indicates frequency in CFR47 Pt 15 / IC RSS-Restricted Band
PK-U - U-NII: Maximum Peak
ADR - U-NII AD primary method, RMS average

UL LLC.
47173 Benicia Street, Fremont, CA 94538; USA. TEL:(510) 319-4000 FAX:(510) 661-0888
This report shall not be reproduced except in full, without the written approval of UL LLC.

HARMONICS AND SPURIOUS EMISSIONS (LOW CHANNEL / 5500MHz)

SU Mode, LOW CHANNEL RESULTS

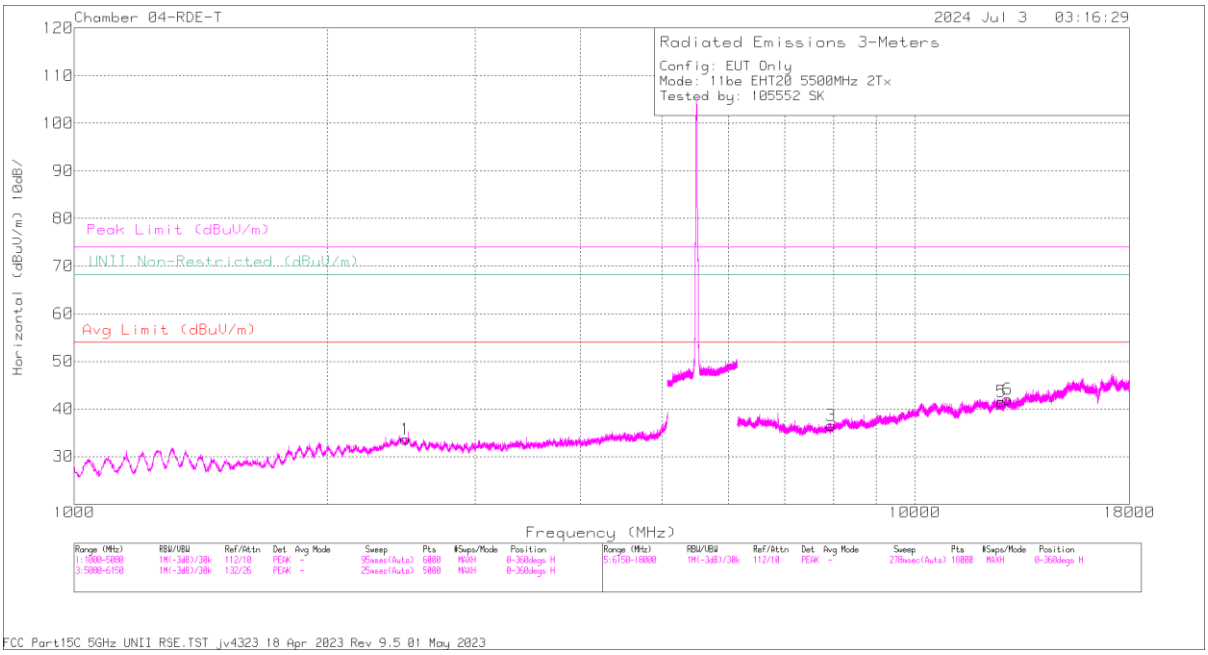

HORIZONTAL

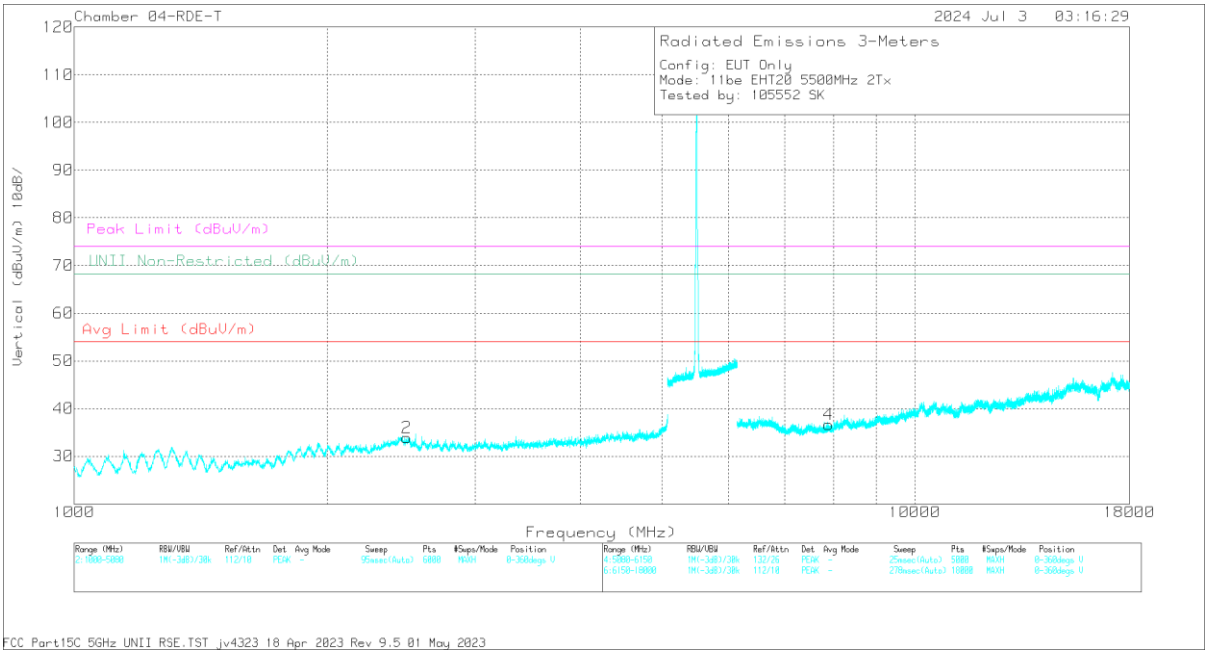

VERTICAL

UL LLC.
47173 Benicia Street, Fremont, CA 94538; USA. TEL:(510) 319-4000 FAX:(510) 661-0888

This report shall not be reproduced except in full, without the written approval of UL LLC.

RADIATED EMISSIONS

Marker	Frequency (GHz)	Meter Reading (dBuV)	Det	80430 3m ACF (dB/m)	Gain/Loss (dB)	DCCF (dB)	Corrected Reading (dBuV/m)	Avg Limit (dBuV/m)	Margin (dB)	Peak Limit (dBuV/m)	PK Margin (dB)	Azimuth (Degs)	Height (cm)	Polarity
2	* 2.497026	59.01	PK-U	33.4	-48.37	0	44.04	-	-	74	-29.96	72	173	V
	* 2.490115	47.14	ADR	33.4	-48.41	0	32.13	54	-21.87	-	-	72	173	V
5	* 12.685505	53.56	PK-U	39	-41.27	0	51.29	-	-	74	-22.71	181	238	H
	* 12.68441	42.02	ADR	39	-41.14	0	39.88	54	-14.12	-	-	181	238	H
1	2.477673	58.47	PK-U	33.4	-48.3	0	43.57	-	-	68.2	-24.63	14	198	H
4	7.894904	54.76	PK-U	35.8	-44.03	0	46.53	-	-	68.2	-21.67	243	184	V
3	7.95466	54.51	PK-U	35.8	-43.95	0	46.36	-	-	68.2	-21.84	129	154	H
6	12.906023	52.73	PK-U	39	-41.21	0	50.52	-	-	68.2	-17.68	268	149	H

* - indicates frequency in CFR47 Pt 15 / IC RSS-Restricted Band
PK-U - U-NII: Maximum Peak
ADR - U-NII AD primary method, RMS average

UL LLC.
47173 Benicia Street, Fremont, CA 94538; USA. TEL:(510) 319-4000 FAX:(510) 661-0888
This report shall not be reproduced except in full, without the written approval of UL LLC.

1.1.25. HARMONICS AND SPURIOUS EMISSIONS (LOW CHANNEL / 5500MHz)

RU 52, LOW CHANNEL RESULTS

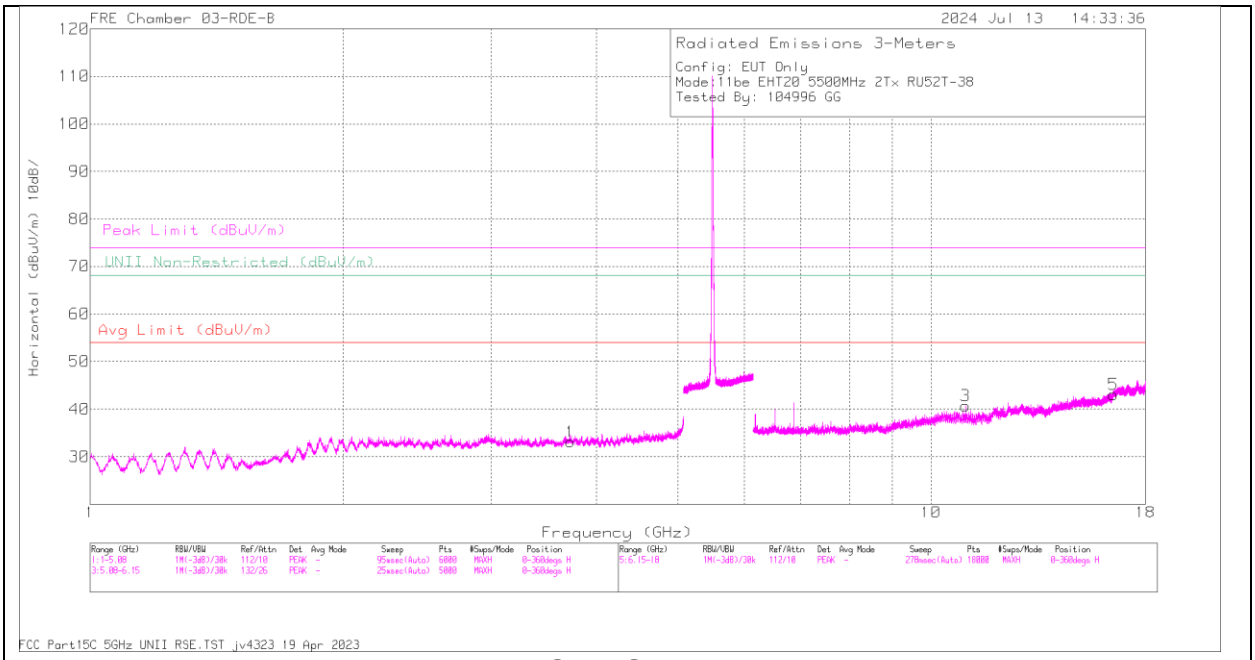

HORIZONTAL

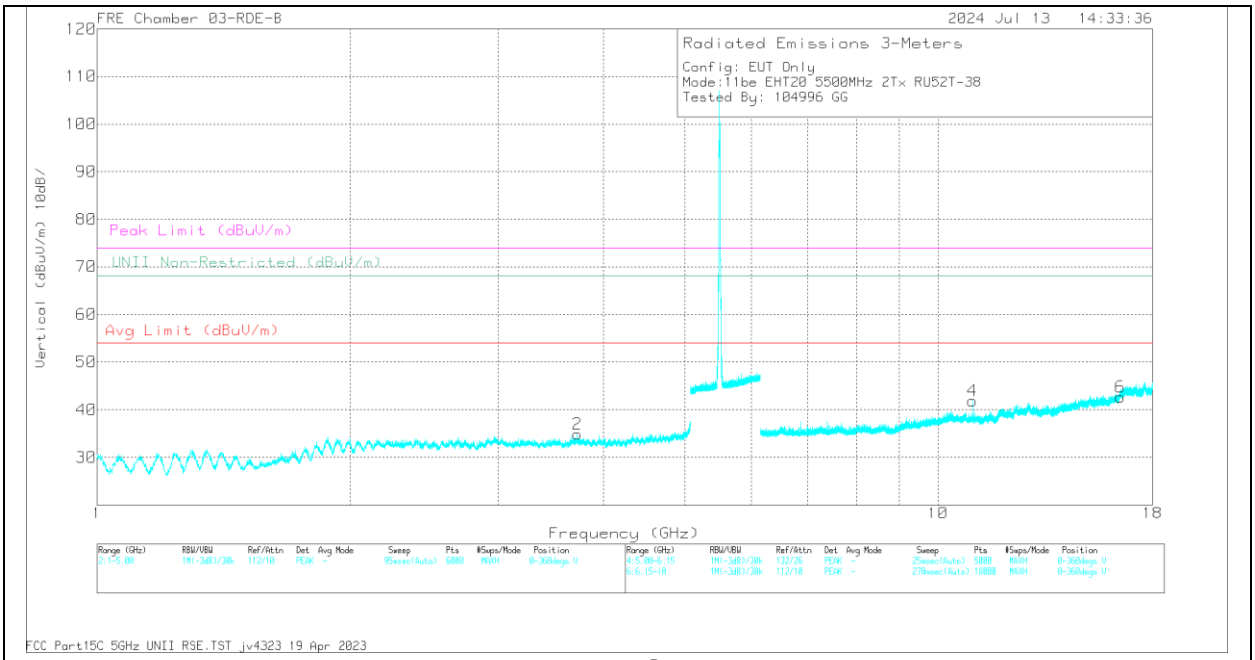

VERTICAL

UL LLC.
47173 Benicia Street, Fremont, CA 94538; USA. TEL:(510) 319-4000 FAX:(510) 661-0888
This report shall not be reproduced except in full, without the written approval of UL LLC.

RADIATED EMISSIONS

Markers	Frequency (GHz)	Meter Reading (dBuV)	Det	230300 ACF (dB/m)	Gain/Loss (dB)	DCCF (dB)	Corrected Reading (dBuV/m)	Avg Limit (dBuV/m)	Margin (dB)	Peak Limit (dBuV/m)	PK Margin (dB)	Azimuth (Degs)	Height (cm)	Polarity
1	* 3.727467	58.37	PK-U	33.5	-48.1	0	43.77	-	-	74	-30.23	0	101	H
	* 3.727193	46.89	ADR	33.5	-48.1	0	32.29	54	-21.71	-	-	0	101	H
2	* 3.724653	58.61	PK-U	33.5	-48.1	0	44.01	-	-	74	-29.99	0	101	V
	* 3.726515	46.84	ADR	33.5	-48.1	0	32.24	54	-21.76	-	-	0	101	V
3	* 10.994691	57.8	PK-U	38	-47.2	0	48.6	-	-	74	-25.4	0	200	H
	* 10.993208	46.57	ADR	38	-47.2	0	37.37	54	-16.63	-	-	0	200	H
4	* 10.995353	59.04	PK-U	38	-47.2	0	49.84	-	-	74	-24.16	0	101	V
	* 10.994141	47.56	ADR	38	-47.2	0	38.36	54	-15.64	-	-	0	101	V
	* 10.994141	42.6	ADR	38	-47.2	0	33.4	54	-20.6	-	-	0	101	V
6	16.498732	58.23	PK-U	41.1	-46.6	0	52.73	-	-	68.2	-15.47	0	101	V
5	16.500051	57.91	PK-U	41.1	-46.6	0	52.41	-	-	68.2	-15.79	0	200	H

* - indicates frequency in CFR47 Pt 15 / IC RSS-Restricted Band
PK-U - U-NII: Maximum Peak
ADR - U-NII AD primary method, RMS average

UL LLC.
47173 Benicia Street, Fremont, CA 94538; USA. TEL:(510) 319-4000 FAX:(510) 661-0888
This report shall not be reproduced except in full, without the written approval of UL LLC.

1.1.26. 802.11n/ac SISO MODE IN UNII-3 BAND - BANDEDGES

UNII-3 (SISO)	Channel Frequency (MHz)	Ant. #	Frequency (GHz)	Meter Reading (dBuV)	Det	AF (dB/m)	Amp/Cbl/ Fltr/Pad (dB)	Conversion Factor (dB)	DCCF (dB)	Correct Reading (dBuV/m)	Pk Limit (dBuV/m)	Pk Margin (dB)	Azimuth (Degs)	Height (cm)	Polarity
HT20	5745	6	5.647484	-65.89	Pk	34.9	-16.7	11.8	0	-35.89	-27	-8.89	135	204	H
			5.725	-43.26	Pk	34.9	-16.6	11.8	0	-13.16	27	-40.16	135	204	H
			5.638295	-66.51	Pk	34.9	-16.6	11.8	0	-36.41	-27	-9.41	80	398	V
			5.725	-53.71	Pk	34.9	-16.6	11.8	0	-23.61	27	-50.61	80	398	V
	5825		5.85	-51.18	Pk	35	-15.5	11.8	0	-19.88	27	-46.88	153	147	H
			5.946896	-65.61	Pk	35.3	-15.5	11.8	0	-34.01	-27	-7.01	153	147	H
			5.85	-61.86	Pk	35	-15.5	11.8	0	-30.56	27	-57.56	78	136	V
			5.975897	-66.53	Pk	35.3	-15.5	11.8	0	-34.93	-27	-7.93	78	136	V
	5745	5	5.646067	-65.19	Pk	34.6	-24.03	11.8	0	-42.82	-27	-15.82	46	152	H
			5.725	-44.65	Pk	34.7	-24.05	11.8	0	-22.2	27	-49.2	46	152	H
			5.641334	-64	Pk	34.6	-24	11.8	0	-41.6	-27	-14.6	44	113	V
			5.725	-42.87	Pk	34.7	-24.05	11.8	0	-20.42	27	-47.42	44	113	V
	5825		5.85	-48.2	Pk	34.8	-23.76	11.8	0	-25.36	27	-52.36	187	121	H
			5.986175	-63.37	Pk	35	-23.72	11.8	0	-40.29	-27	-13.29	187	121	H
			5.85	-54.27	Pk	34.8	-23.76	11.8	0	-31.43	27	-58.43	56	102	V
			5.964725	-64.81	Pk	35	-23.61	11.8	0	-41.62	-27	-14.62	56	102	V
HT40	5755	6	5.627832	-65.9	Pk	34.9	-16.7	11.8	0	-35.9	-27	-8.9	305	196	H
			5.725	-61.66	Pk	34.9	-16.6	11.8	0	-31.56	27	-58.56	305	196	H
			5.639027	-65.93	Pk	34.9	-16.6	11.8	0	-35.83	-27	-8.83	136	287	V
			5.725	-51.33	Pk	34.9	-16.6	11.8	0	-21.23	27	-48.23	136	287	V
	5795		5.85	-58.82	Pk	35	-15.5	11.8	0	-27.52	27	-54.52	325	172	H
			5.990778	-65.68	Pk	35.4	-15.7	11.8	0	-34.18	-27	-7.18	325	172	H
			5.85	-67.08	Pk	35	-15.5	11.8	0	-35.78	27	-62.78	250	175	V
			5.958232	-65.4	Pk	35.3	-15.6	11.8	0	-33.9	-27	-6.9	250	175	V
	5755	5	5.641284	-62.58	Pk	34.6	-24	11.8	0	-40.18	-27	-13.18	213	145	H
			5.725	-39.34	Pk	34.7	-24.05	11.8	0	-16.89	27	-43.89	213	145	H
			5.641417	-56.95	Pk	34.6	-24	11.8	0	-34.55	-27	-7.55	198	117	V
			5.725	-29.8	Pk	34.7	-24.05	11.8	0	-7.35	27	-34.35	198	117	V
	5795		5.631917	-64.13	Pk	34.6	-23.96	11.8	0	-41.69	-27	-14.69	142	109	H
			5.725	-40.61	Pk	34.7	-24.05	11.8	0	-18.16	27	-45.16	142	109	H
			5.639484	-64.65	Pk	34.6	-23.98	11.8	0	-42.23	-27	-15.23	51	103	V
			5.725	-43.61	Pk	34.7	-24.05	11.8	0	-21.16	27	-48.16	51	103	V
VHT80	5775 (Lower)	6	5.627156	-62.16	Pk	34.9	-16.6	11.8	0	-32.06	-27	-5.06	46	108	H
			5.725	-53.76	Pk	34.9	-16.6	11.8	0	-23.66	27	-50.66	46	108	H
			5.647409	-65.55	Pk	34.9	-16.7	11.8	0	-35.55	-27	-8.55	48	106	V
			5.725	-59.49	Pk	34.9	-16.6	11.8	0	-29.39	27	-56.39	48	106	V
	5775 (Upper)		5.85	-52.88	Pk	35	-15.5	11.8	0	-21.58	27	-48.58	55	117	H
			5.927375	-63.91	Pk	35.2	-15.4	11.8	0	-32.31	-27	-5.31	55	117	H
			5.85	-58.53	Pk	35	-15.5	11.8	0	-27.23	27	-54.23	49	162	V
			5.970806	-65.79	Pk	35.3	-15.6	11.8	0	-34.29	-27	-7.29	49	162	V
	5775 (Lower)	5	5.651517	-56.05	Pk	34.6	-23.98	11.8	0	-33.63	-25.88	-7.75	149	109	H
			5.725	-42.87	Pk	34.7	-24.05	11.8	0	-20.42	27	-47.42	149	109	H
			5.651684	-57.78	Pk	34.6	-23.98	11.8	0	-35.36	-25.75	-9.61	44	379	V
			5.725	-46.42	Pk	34.7	-24.05	11.8	0	-23.97	27	-50.97	44	379	V
	5775 (Upper)		5.85	-45.27	Pk	34.8	-23.76	11.8	0	-22.43	27	-49.43	145	104	H
			5.932125	-61.28	Pk	34.9	-23.68	11.8	0	-38.26	-27	-11.26	145	104	H
			5.85	-50	Pk	34.8	-23.76	11.8	0	-27.16	27	-54.16	42	150	V
			5.92685	-64.58	Pk	34.9	-23.68	11.8	0	-41.56	-27	-14.56	42	150	V

Pk - Peak detector

UL LLC.
47173 Benicia Street, Fremont, CA 94538; USA. TEL:(510) 319-4000 FAX:(510) 661-0888
This report shall not be reproduced except in full, without the written approval of UL LLC.

BANDEDGE (LOW CHANNEL / 5745MHz)

HORIZONTAL RESULT

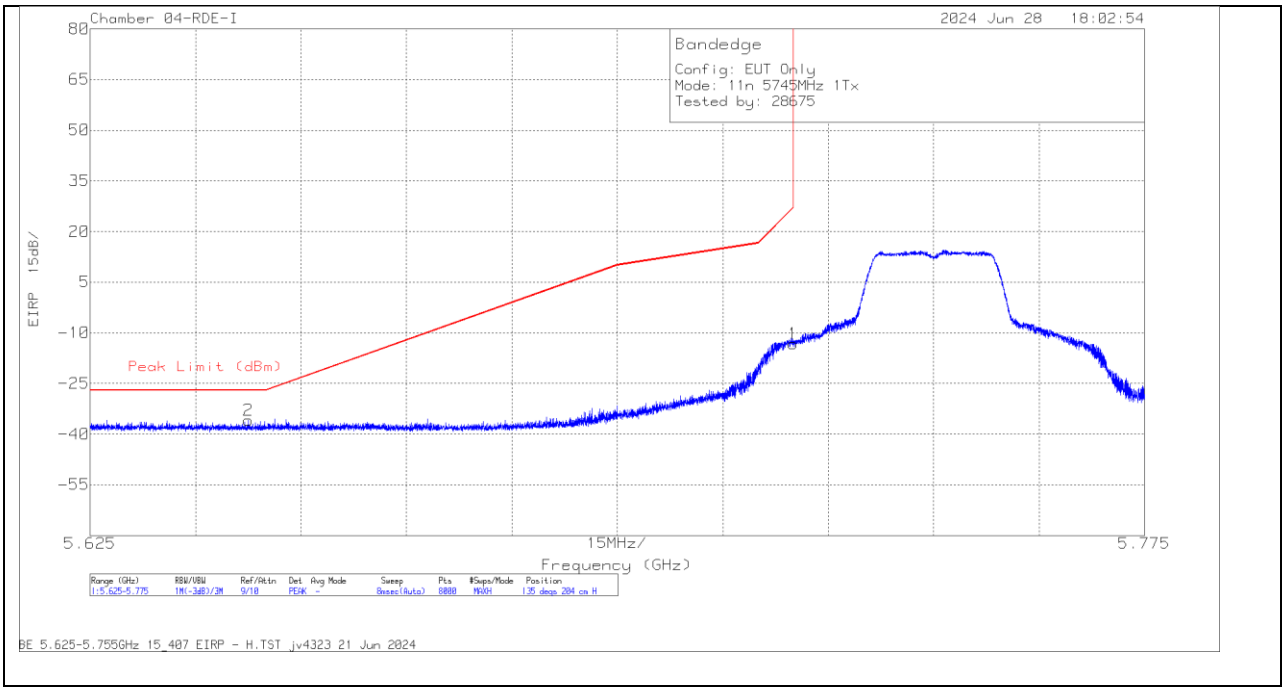

Marker	Frequency (GHz)	Meter Reading (dBm)	Det	84797 ACF (dB/m)	CBL AMP Pad(dB)	Conversion Factor (dB)	DCCF (dB)	Corrected Reading EIRP (dBm)	Peak Limit (dBm)	PK Margin (dB)	Azimuth (Degs)	Height (cm)	Polarity
2	5.647484	-65.89	Pk	34.9	-16.7	11.8	0	-35.89	-27	-8.89	135	204	H
1	5.725	-43.26	Pk	34.9	-16.6	11.8	0	-13.16	27	-40.16	135	204	H

Pk - Peak detector

UL LLC.
47173 Benicia Street, Fremont, CA 94538; USA. TEL:(510) 319-4000 FAX:(510) 661-0888
This report shall not be reproduced except in full, without the written approval of UL LLC.

VERTICAL RESULT

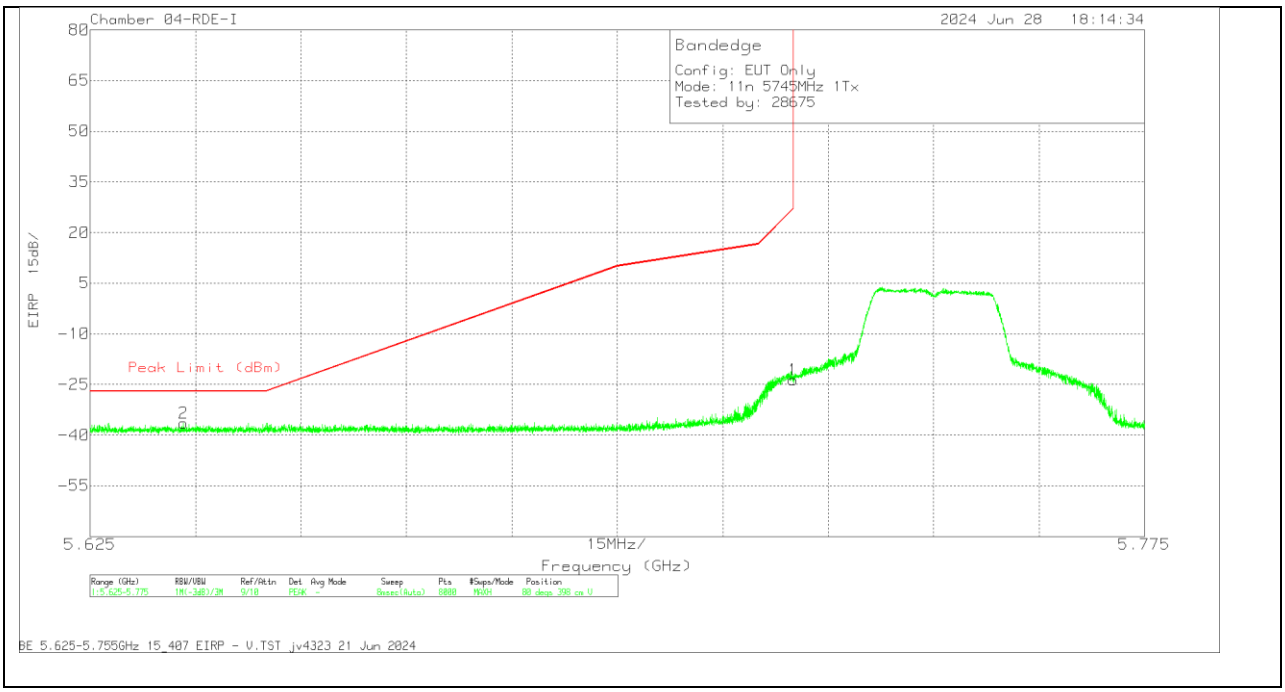

Marker	Frequency (GHz)	Meter Reading (dBm)	Det	84797 ACF (dB/)	CBL AMP Pad(dB)	Conversion Factor (dB)	Corrected Reading EIRP (dBm)	Peak Limit (dBm)	PK Margin (dB)	Azimuth (Degs)	Height (cm)	Polarity
2	5.638295	-66.51	Pk	34.9	-16.6	11.8	-36.41	-27	-9.41	80	398	V
1	5.725	-53.71	Pk	34.9	-16.6	11.8	-23.61	27	-50.61	80	398	V

Pk - Peak detector

UL LLC.
47173 Benicia Street, Fremont, CA 94538; USA. TEL:(510) 319-4000 FAX:(510) 661-0888
This report shall not be reproduced except in full, without the written approval of UL LLC.

BANDEDGE (HIGH CHANNEL / 5825MHz)

HORIZONTAL RESULT

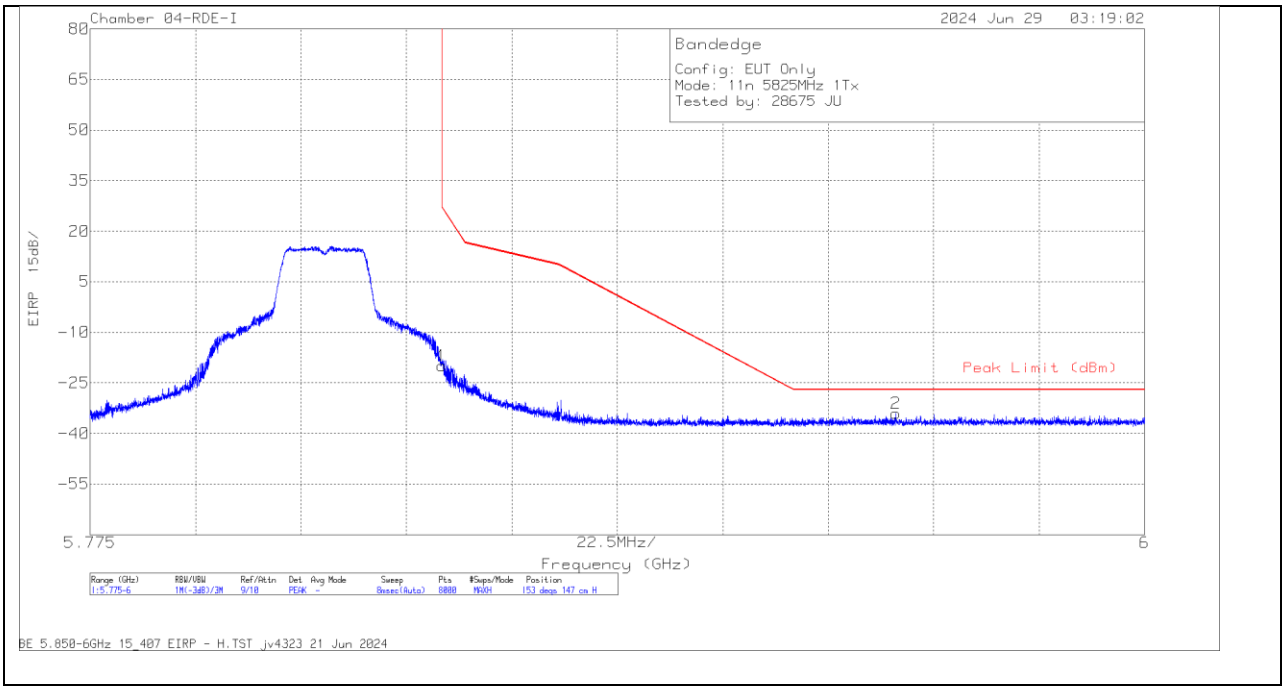

Marker	Frequency (GHz)	Meter Reading (dBm)	Det	84797 ACF (dB/m)	CBL AMP Pad(dB)	Conversion Factor (dB)	DCCF (dB)	Corrected Reading EIRP (dBm)	Peak Limit (dBm)	PK Margin (dB)	Azimuth (Degs)	Height (cm)	Polarity
1	5.85	-51.18	Pk	35	-15.5	11.8	0	-19.88	27	-46.88	153	147	H
2	5.946896	-65.61	Pk	35.3	-15.5	11.8	0	-34.01	-27	-7.01	153	147	H

Pk - Peak detector

UL LLC.
47173 Benicia Street, Fremont, CA 94538; USA. TEL:(510) 319-4000 FAX:(510) 661-0888
This report shall not be reproduced except in full, without the written approval of UL LLC.

VERTICAL RESULT

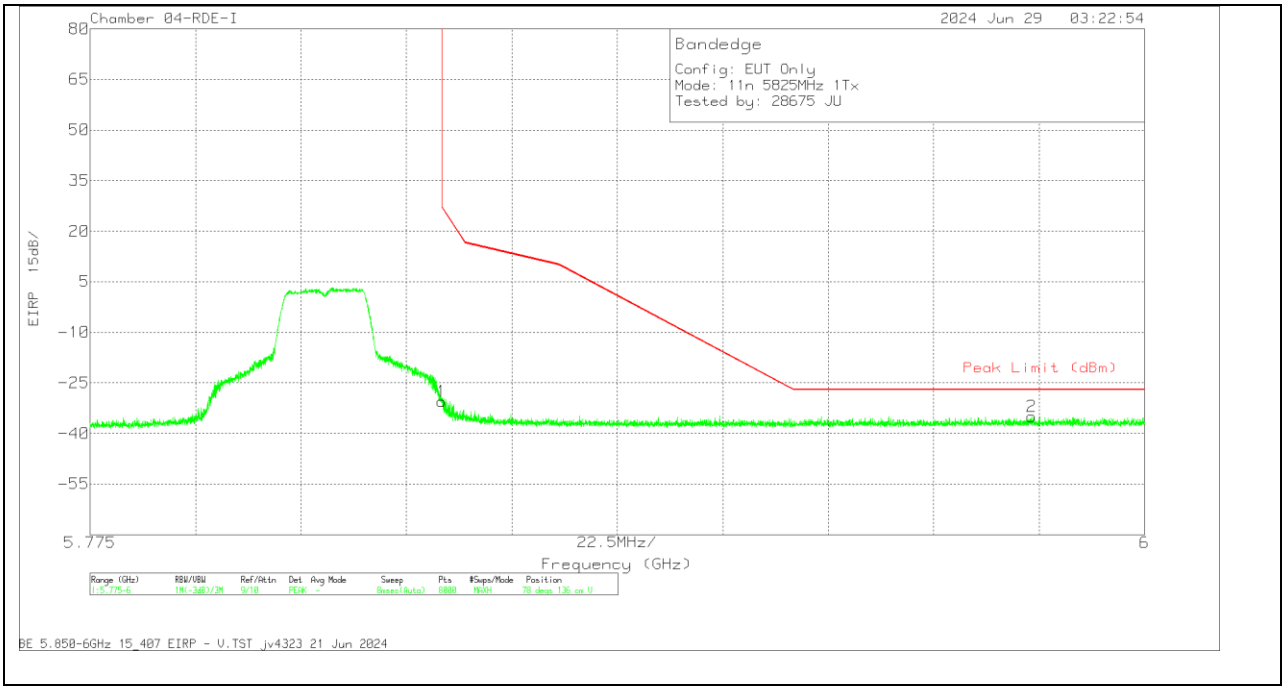

Marker	Frequency (GHz)	Meter Reading (dBm)	Det	84797 ACF (dB/m)	CBL AMP Pad(dB)	Conversion Factor (dB)	DCCF (dB)	Corrected Reading EIRP (dBm)	Peak Limit (dBm)	PK Margin (dB)	Azimuth (Degs)	Height (cm)	Polarity
1	5.85	-61.86	Pk	35	-15.5	11.8	0	-30.56	27	-57.56	78	136	V
2	5.975897	-66.53	Pk	35.3	-15.5	11.8	0	-34.93	-27	-7.93	78	136	V

Pk - Peak detector

UL LLC.
47173 Benicia Street, Fremont, CA 94538; USA. TEL:(510) 319-4000 FAX:(510) 661-0888
This report shall not be reproduced except in full, without the written approval of UL LLC.

1.1.27. 802.11n/ac MIMO MODE IN UNII-3 BAND - BANDEDGES

UNII-3 (MIMO CDD)	Channel Frequency (MHz)	Ant. #	Frequency (GHz)	Meter Reading (dBuV)	Det	AF (dB/m)	Amp/Cbl/ Fltr/Pad (dB)	Conversion Factor (dB)	DCCF (dB)	Correct Reading (dBuV/m)	Pk Limit (dBuV/m)	Pk Margin (dB)	Azimuth (Degs)	Height (cm)	Polarity
HT20	5745	6 + 5	5.638426	-65.76	Pk	34.9	-16.6	11.8	0	-35.66	-27	-8.66	152	173	H
			5.725	-40.97	Pk	34.9	-16.6	11.8	0	-10.87	27	-37.87	152	173	H
			5.625806	-65.15	Pk	34.9	-16.6	11.8	0	-35.05	-27	-8.05	61	292	V
			5.725	-49.44	Pk	34.9	-16.6	11.8	0	-19.34	27	-46.34	61	292	V
	5825		5.85	-51.02	Pk	35	-15.5	11.8	0	-19.72	27	-46.72	162	153	H
			5.96082	-66.07	Pk	35.3	-15.5	11.8	0	-34.47	-27	-7.47	162	153	H
			5.85	-57.26	Pk	35	-15.5	11.8	0	-25.96	27	-52.96	51	150	V
			5.995278	-65.65	Pk	35.4	-15.7	11.8	0	-34.15	-27	-7.15	51	150	V
HT40	5755	6 + 5	5.644577	-64.48	Pk	34.9	-16.8	11.8	0	-34.58	-27	-7.58	140	204	H
			5.725	-41.97	Pk	34.9	-16.6	11.8	0	-11.87	27	-38.87	140	204	H
			5.644502	-66.01	Pk	34.9	-16.8	11.8	0	-36.11	-27	-9.11	51	178	V
			5.725	-51.57	Pk	34.9	-16.6	11.8	0	-21.47	27	-48.47	51	178	V
	5795		5.85	-60.63	Pk	35	-15.5	11.8	0	-29.33	27	-56.33	146	152	H
			5.979413	-65.91	Pk	35.3	-15.6	11.8	0	-34.41	-27	-7.41	146	152	H
			5.85	-65.57	Pk	35	-15.5	11.8	0	-34.27	27	-61.27	51	161	V
			5.996825	-66.32	Pk	35.4	-15.7	11.8	0	-34.82	-27	-7.82	51	161	V
VHT80	5775 (Lower)	6 + 5	5.645796	-62.49	Pk	34.9	-16.7	11.8	0	-32.49	-27	-5.49	134	227	H
			5.725	-51.33	Pk	34.9	-16.6	11.8	0	-21.23	27	-48.23	134	227	H
			5.648815	-64.51	Pk	34.9	-16.8	11.8	0	-34.61	-27	-7.61	60	311	V
			5.725	-58.11	Pk	34.9	-16.6	11.8	0	-28.01	27	-55.01	60	311	V
	5775 (Upper)		5.85	-48.47	Pk	35	-15.5	11.8	0	-17.17	27	-44.17	136	200	H
			5.928219	-64.41	Pk	35.2	-15.4	11.8	0	-32.81	-27	-5.81	136	200	H
			5.85	-57	Pk	35	-15.5	11.8	0	-25.7	27	-52.7	54	150	V
			5.932747	-65.93	Pk	35.2	-15.4	11.8	0	-34.33	-27	-7.33	54	150	V

Pk - Peak detector

UL LLC.
47173 Benicia Street, Fremont, CA 94538; USA. TEL:(510) 319-4000 FAX:(510) 661-0888
This report shall not be reproduced except in full, without the written approval of UL LLC.

BANDEDGE (LOW CHANNEL / 5745MHz)

HORIZONTAL RESULT

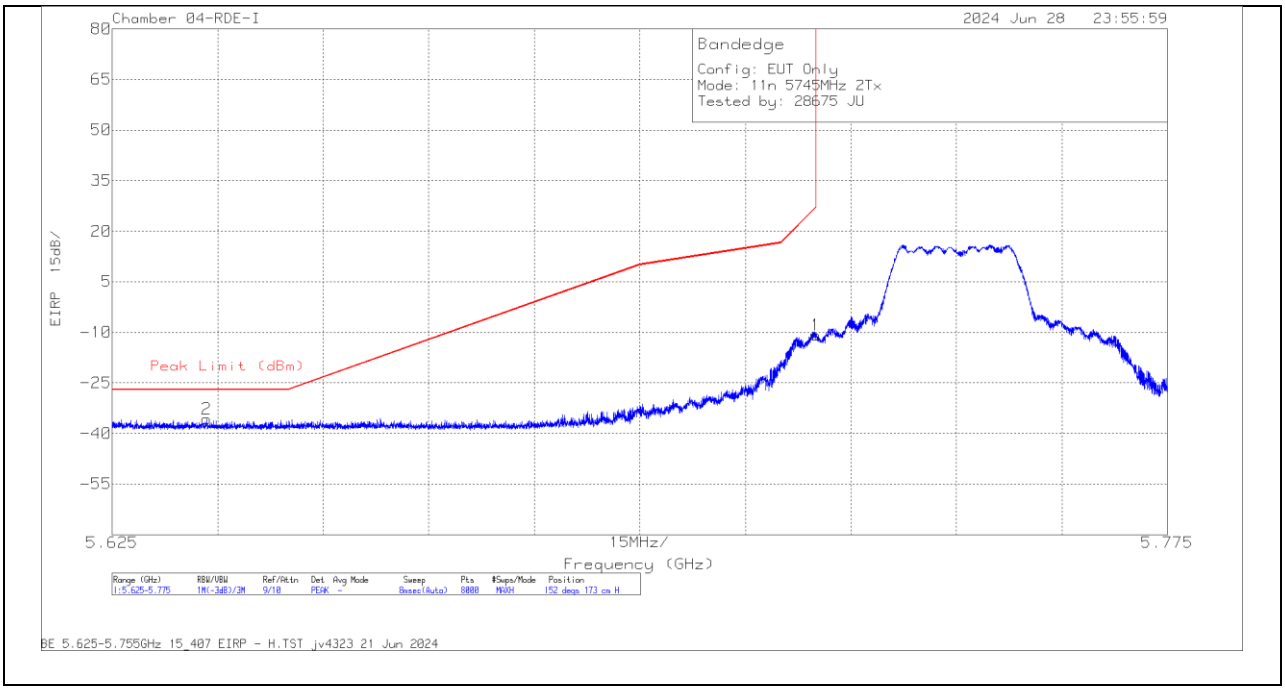

Marker	Frequency (GHz)	Meter Reading (dBm)	Det	84797 ACF (dB/m)	CBL AMP Pad(dB)	Conversion Factor (dB)	DCCF (dB)	Corrected Reading EIRP (dBm)	Peak Limit (dBm)	PK Margin (dB)	Azimuth (Degs)	Height (cm)	Polarity
2	5.638426	-65.76	Pk	34.9	-16.6	11.8	0	-35.66	-27	-8.66	152	173	H
1	5.725	-40.97	Pk	34.9	-16.6	11.8	0	-10.87	27	-37.87	152	173	H

Pk - Peak detector

UL LLC.
47173 Benicia Street, Fremont, CA 94538; USA. TEL:(510) 319-4000 FAX:(510) 661-0888
This report shall not be reproduced except in full, without the written approval of UL LLC.

VERTICAL RESULT

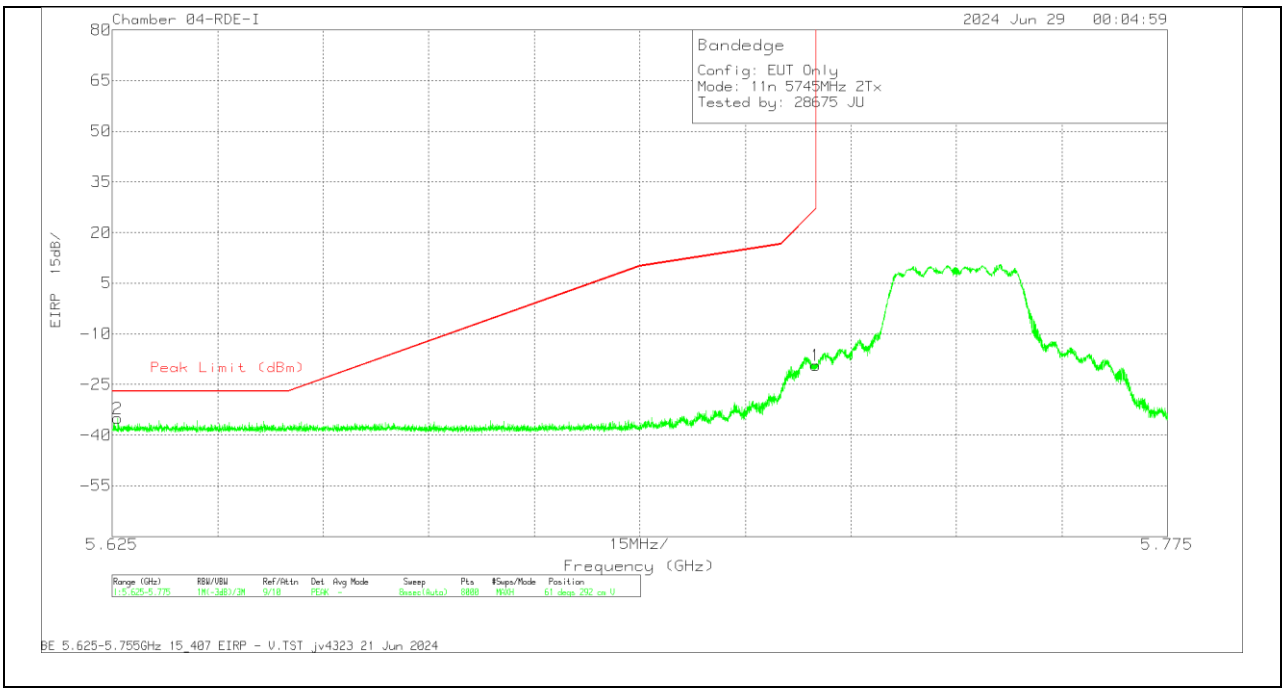

Marker	Frequency (GHz)	Meter Reading (dBm)	Det	84797 ACF (dB/m)	CBL AMP Pad(dB)	Conversion Factor (dB)	DCCF (dB)	Corrected Reading EIRP (dBm)	Peak Limit (dBm)	PK Margin (dB)	Azimuth (Degs)	Height (cm)	Polarity
2	5.625806	-65.15	Pk	34.9	-16.6	11.8	0	-35.05	-27	-8.05	61	292	V
1	5.725	-49.44	Pk	34.9	-16.6	11.8	0	-19.34	27	-46.34	61	292	V

Pk - Peak detector

UL LLC.
47173 Benicia Street, Fremont, CA 94538; USA. TEL:(510) 319-4000 FAX:(510) 661-0888
This report shall not be reproduced except in full, without the written approval of UL LLC.

BANDEDGE (HIGH CHANNEL / 5825MHz)

HORIZONTAL RESULT

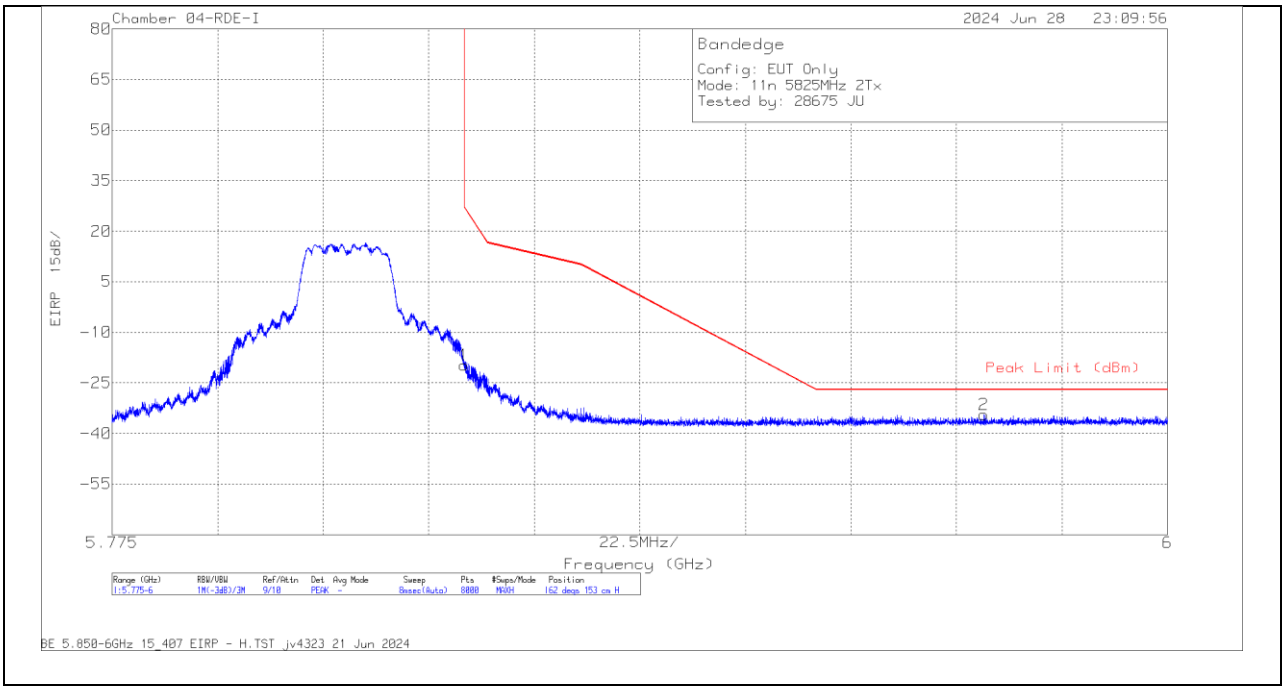

Marker	Frequency (GHz)	Meter Reading (dBm)	Det	84797 ACF (dB/m)	CBL AMP Pad(dB)	Conversion Factor (dB)	DCCF (dB)	Corrected Reading EIRP (dBm)	Peak Limit (dBm)	PK Margin (dB)	Azimuth (Degs)	Height (cm)	Polarity
1	5.85	-51.02	Pk	35	-15.5	11.8	0	-19.72	27	-46.72	162	153	H
2	5.96082	-66.07	Pk	35.3	-15.5	11.8	0	-34.47	-27	-7.47	162	153	H

Pk - Peak detector

UL LLC.
47173 Benicia Street, Fremont, CA 94538; USA. TEL:(510) 319-4000 FAX:(510) 661-0888
This report shall not be reproduced except in full, without the written approval of UL LLC.

VERTICAL RESULT

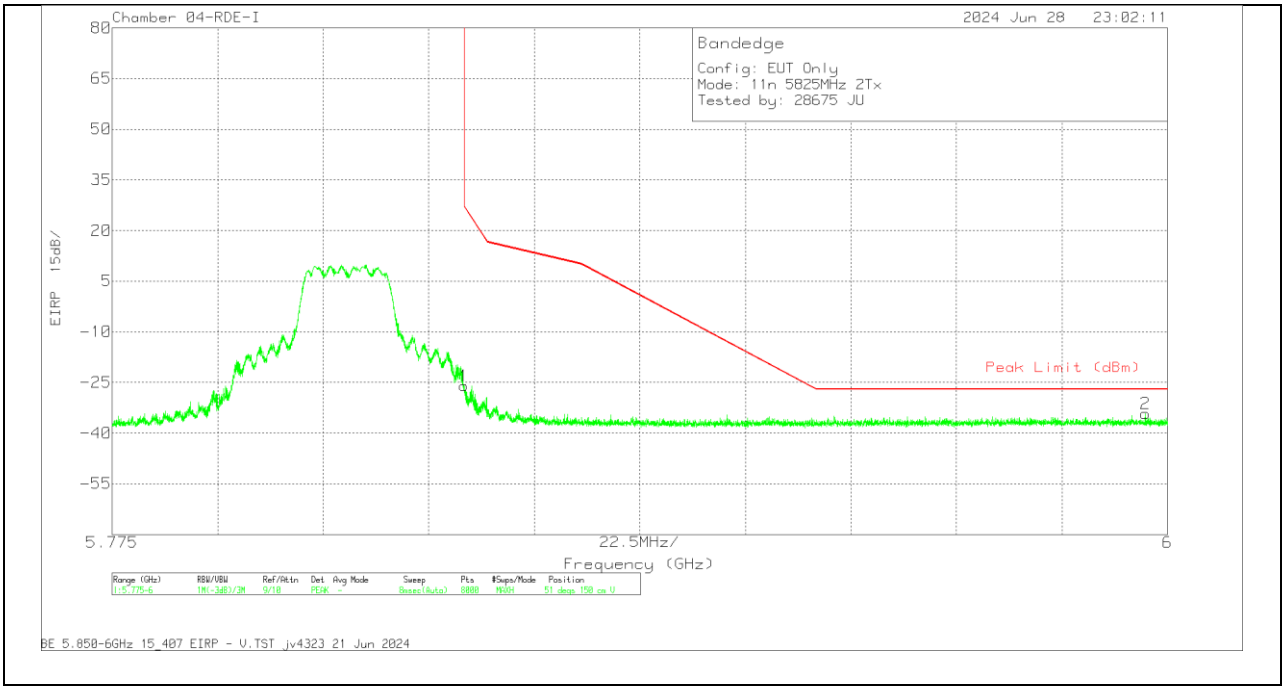

Marker	Frequency (GHz)	Meter Reading (dBm)	Det	84797 ACF (dB/m)	CBL AMP Pad(dB)	Conversion Factor (dB)	DCCF (dB)	Corrected Reading EIRP (dBm)	Peak Limit (dBm)	PK Margin (dB)	Azimuth (Degs)	Height (cm)	Polarity
1	5.85	-57.26	Pk	35	-15.5	11.8	0	-25.96	27	-52.96	51	150	V
2	5.995278	-65.65	Pk	35.4	-15.7	11.8	0	-34.15	-27	-7.15	51	150	V

Pk - Peak detector

UL LLC.
47173 Benicia Street, Fremont, CA 94538; USA. TEL:(510) 319-4000 FAX:(510) 661-0888
This report shall not be reproduced except in full, without the written approval of UL LLC.

1.1.28. 802.11be SISO SU MODE IN UNII-3 BAND - BANDEDGES

UNII-3 (SISO)	Channel Frequency (MHz)	Ant. #	Frequency (GHz)	Meter Reading (dBuV)	Det	AF (dB/m)	Amp/Cbl/Fltr/Pad (dB)	Conversion Factor (dB)	DCCF (dB)	Correct Reading (dBuV/m)	Pk Limit (dBuV/m)	Pk Margin (dB)	Azimuth (Degs)	Height (cm)	Polarity
EHT20 (SU Mode)	5745	6	5.625483	-47.48	Pk	34.5	-37.04	11.8	0	-38.22	-27	-11.22	14	165	H
			5.725	-17.04	Pk	34.6	-36.76	11.8	0	-7.4	27	-34.4	14	165	H
			5.6404	-48	Pk	34.5	-37.06	11.8	0	-38.76	-27	-11.76	314	358	V
			5.725	-26.43	Pk	34.6	-36.76	11.8	0	-16.79	27	-43.79	314	358	V
	5825		5.85	-21.83	Pk	34.9	-36.3	11.8	0	-11.43	27	-38.43	36	209	H
			5.979575	-48.58	Pk	35.2	-35.88	11.8	0	-37.46	-27	-10.46	36	209	H
			5.85	-33.25	Pk	34.9	-36.3	11.8	0	-22.85	27	-49.85	349	160	V
			5.952475	-48.65	Pk	35.1	-35.95	11.8	0	-37.7	-27	-10.7	349	160	V
	5745	5	5.6406	-64.82	Pk	34.6	-23.98	11.8	0	-42.4	-27	-15.4	153	102	H
			5.725	-37.71	Pk	34.7	-24.05	11.8	0	-15.26	27	-42.26	153	102	H
			5.644717	-65.05	Pk	34.6	-24.04	11.8	0	-42.69	-27	-15.69	41	383	V
			5.725	-40.58	Pk	34.7	-24.05	11.8	0	-18.13	27	-45.13	41	383	V
	5825		5.85	-43.97	Pk	34.8	-23.76	11.8	0	-21.13	27	-48.13	266	391	H
			5.9545	-64.86	Pk	35	-23.56	11.8	0	-41.62	-27	-14.62	266	391	H
			5.85	-45.8	Pk	34.8	-23.76	11.8	0	-22.96	27	-49.96	38	304	V
			5.951075	-65.02	Pk	35	-23.61	11.8	0	-41.83	-27	-14.83	38	304	V
EHT40 (SU Mode)	5755	6	5648.7	-45.18	Pk	34.8	-36.91	11.8	0	-35.49	-27	-8.49	181	166	H
			5725	-18.64	Pk	34.9	-36.86	11.8	0	-8.8	27	-35.8	181	166	H
			5646.884	-48.83	Pk	34.8	-36.92	11.8	0	-39.15	-27	-12.15	119	346	V
			5725	-31.18	Pk	34.9	-36.86	11.8	0	-21.34	27	-48.34	119	346	V
	5795		5850	-34.28	Pk	35.1	-36.73	11.8	0	-24.11	27	-51.11	182	178	H
			5924.975	-47.16	Pk	35.2	-36.76	11.8	0	-36.92	-26.98	-9.94	182	178	H
			5850	-51.16	Pk	35.1	-36.73	11.8	0	-40.99	27	-67.99	125	370	V
			5978.225	-48.67	Pk	35.2	-36.65	11.8	0	-38.32	-27	-11.32	125	370	V
	5755	5	5.644167	-62.35	Pk	34.6	-24.04	11.8	0	-39.99	-27	-12.99	324	137	H
			5.725	-40.54	Pk	34.7	-24.05	11.8	0	-18.09	27	-45.09	324	137	H
			5.64365	-63.66	Pk	34.6	-24.04	11.8	0	-41.3	-27	-14.3	211	398	V
			5.725	-44	Pk	34.7	-24.05	11.8	0	-21.55	27	-48.55	211	398	V
	5795		5.85	-54.18	Pk	34.8	-23.76	11.8	0	-31.34	27	-58.34	318	106	H
			5.9257	-64.21	Pk	34.9	-23.65	11.8	0	-41.16	-27	-14.16	318	106	H
			5.85	-61.51	Pk	34.8	-23.76	11.8	0	-38.67	27	-65.67	217	393	V
			5.942975	-64.46	Pk	35	-23.63	11.8	0	-41.29	-27	-14.29	217	393	V
EHT80 (SU Mode)	5775 (Lower)	6	5.648817	-38.87	Pk	34.5	-37.03	11.8	0	-29.6	-27	-2.6	100	246	H
			5.725	-24.98	Pk	34.6	-36.76	11.8	0	-15.34	27	-42.34	100	246	H
			5.64215	-46.31	Pk	34.5	-37.05	11.8	0	-37.06	-27	-10.06	296	226	V
			5.725	-35.72	Pk	34.6	-36.76	11.8	0	-26.08	27	-53.08	296	226	V
	5775 (Upper)		5.85	-24.11	Pk	34.9	-36.3	11.8	0	-13.71	27	-40.71	147	228	H
			5.9287	-40.47	Pk	35.1	-36	11.8	0	-29.57	-27	-2.57	147	228	H
			5.85	-34.06	Pk	34.9	-36.3	11.8	0	-23.66	27	-50.66	67	168	V
			5.927075	-46.18	Pk	35.1	-36.02	11.8	0	-35.3	-27	-8.3	67	168	V
	5775 (Lower)	5	5.643967	-56.75	Pk	34.6	-24.04	11.8	0	-34.39	-27	-7.39	322	110	H
			5.725	-42.39	Pk	34.7	-24.05	11.8	0	-19.94	27	-46.94	322	110	H
			5.632767	-57.07	Pk	34.6	-23.95	11.8	0	-34.62	-27	-7.62	211	395	V
			5.725	-44.63	Pk	34.7	-24.05	11.8	0	-22.18	27	-49.18	211	395	V
	5775 (Upper)		5.85	-28.56	Pk	34.7	-34.5	11.8	0	-16.56	27	-43.56	329	302	H
			5.92855	-44.12	Pk	34.9	-34.35	11.8	0	-31.77	-27	-4.77	329	302	H
			5.85	-33.15	Pk	34.7	-34.5	11.8	0	-21.15	27	-48.15	167	148	V
			5.9281	-46.61	Pk	34.9	-34.39	11.8	0	-34.3	-27	-7.3	167	148	V

Pk - Peak detector

UL LLC.
47173 Benicia Street, Fremont, CA 94538; USA. TEL:(510) 319-4000 FAX:(510) 661-0888
This report shall not be reproduced except in full, without the written approval of UL LLC.

BANDEDGE (LOW CHANNEL / 5745MHz)

HORIZONTAL RESULT

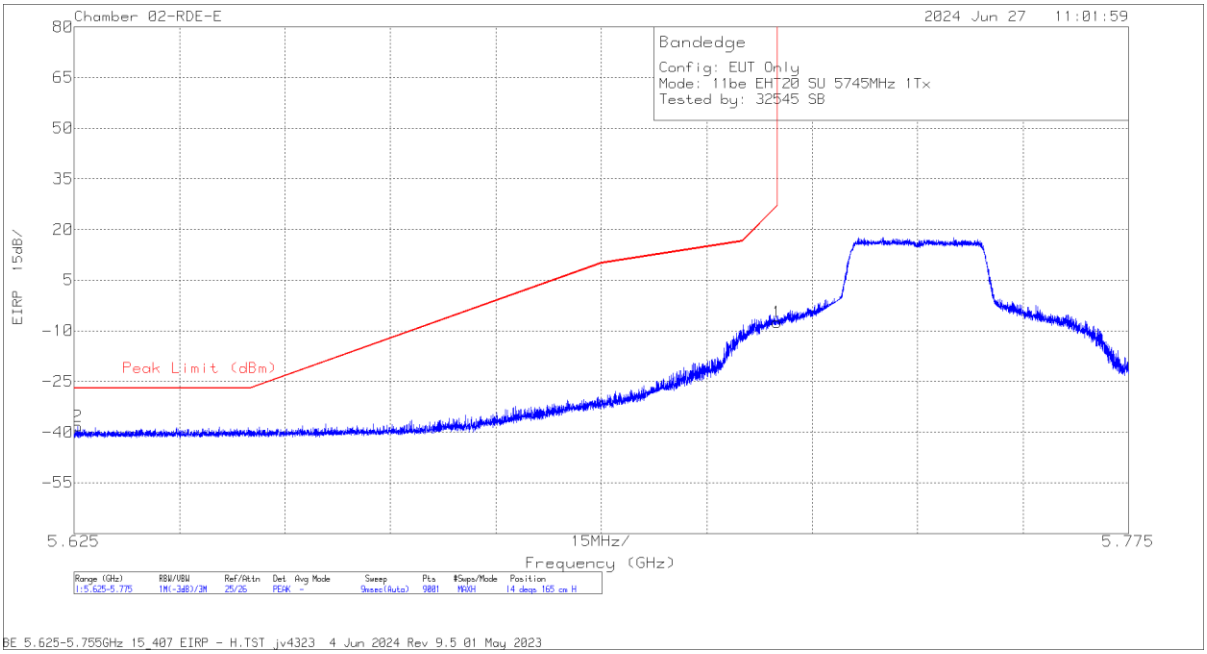

Marker	Frequency (GHz)	Meter Reading (dBm)	Det	206807 ACF (dB/m)	Conversion Factor (dB)	DCCF (dB)	Gain/Loss (dB)	Corrected Reading EIRP (dBm)	Peak Limit (dBm)	PK Margin (dB)	Azimuth (Degs)	Height (cm)	Polarity
2	5.625483	-47.48	Pk	34.5	11.8	0	-37.04	-38.22	-27	-11.22	14	165	H
1	5.725	-17.04	Pk	34.6	11.8	0	-36.76	-7.4	27	-34.4	14	165	H

Pk - Peak detector

UL LLC.
47173 Benicia Street, Fremont, CA 94538; USA. TEL:(510) 319-4000 FAX:(510) 661-0888
This report shall not be reproduced except in full, without the written approval of UL LLC.

VERTICAL RESULT

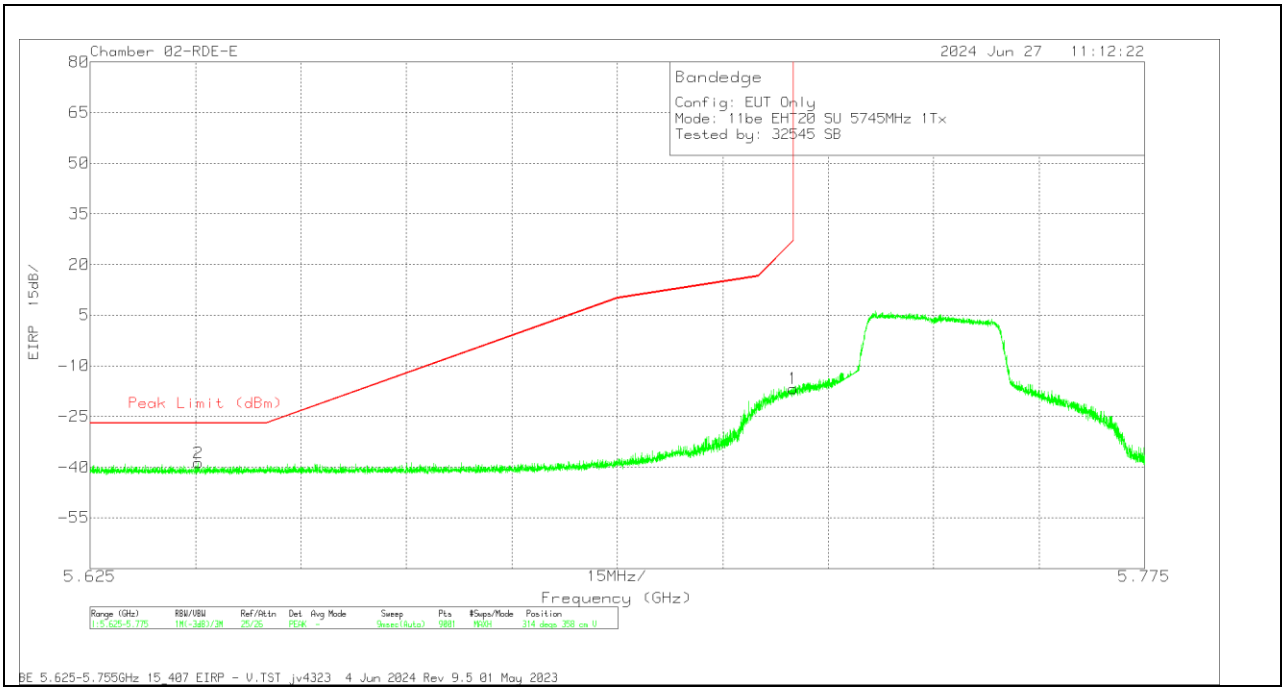

Marker	Frequency (GHz)	Meter Reading (dBm)	Det	206807 ACF (dB/m)	Conversion Factor (dB)	DCCF (dB)	Gain/Loss (dB)	Corrected Reading EIRP (dBm)	Peak Limit (dBm)	PK Margin (dB)	Azimuth (Degs)	Height (cm)	Polarity
2	5.6404	-48	Pk	34.5	11.8	0	-37.06	-38.76	-27	-11.76	314	358	V
1	5.725	-26.43	Pk	34.6	11.8	0	-36.76	-16.79	27	-43.79	314	358	V

Pk - Peak detector

UL LLC.
47173 Benicia Street, Fremont, CA 94538; USA. TEL:(510) 319-4000 FAX:(510) 661-0888
This report shall not be reproduced except in full, without the written approval of UL LLC.

BANDEDGE (HIGH CHANNEL / 5825MHz)

HORIZONTAL RESULT

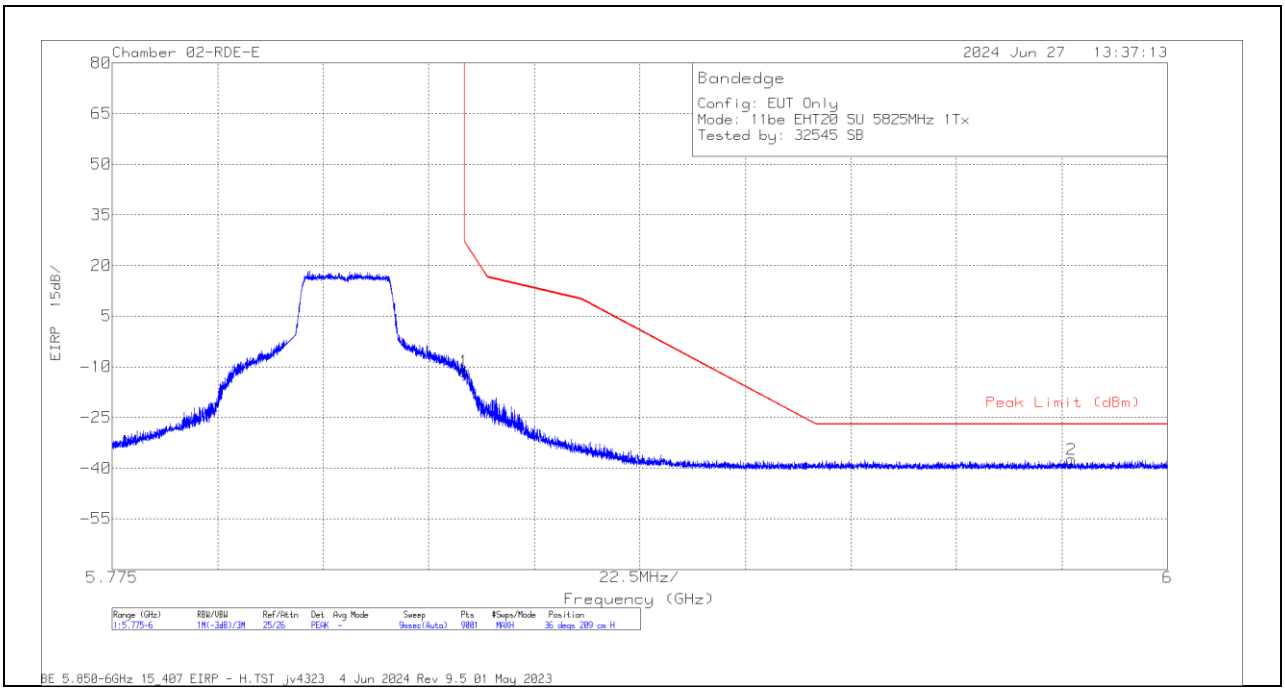

Marker	Frequency (GHz)	Meter Reading (dBm)	Det	206807 ACF (dB/m)	Conversion Factor (dB)	DCCF (dB)	Gain/Loss (dB)	Corrected Reading EIRP (dBm)	Peak Limit (dBm)	PK Margin (dB)	Azimuth (Degs)	Height (cm)	Polarity
1	5.85	-21.83	Pk	34.9	11.8	0	-36.3	-11.43	27	-38.43	36	209	H
2	5.979575	-48.58	Pk	35.2	11.8	0	-35.88	-37.46	-27	-10.46	36	209	H

Pk - Peak detector

UL LLC.
47173 Benicia Street, Fremont, CA 94538; USA. TEL:(510) 319-4000 FAX:(510) 661-0888
This report shall not be reproduced except in full, without the written approval of UL LLC.

VERTICAL RESULT

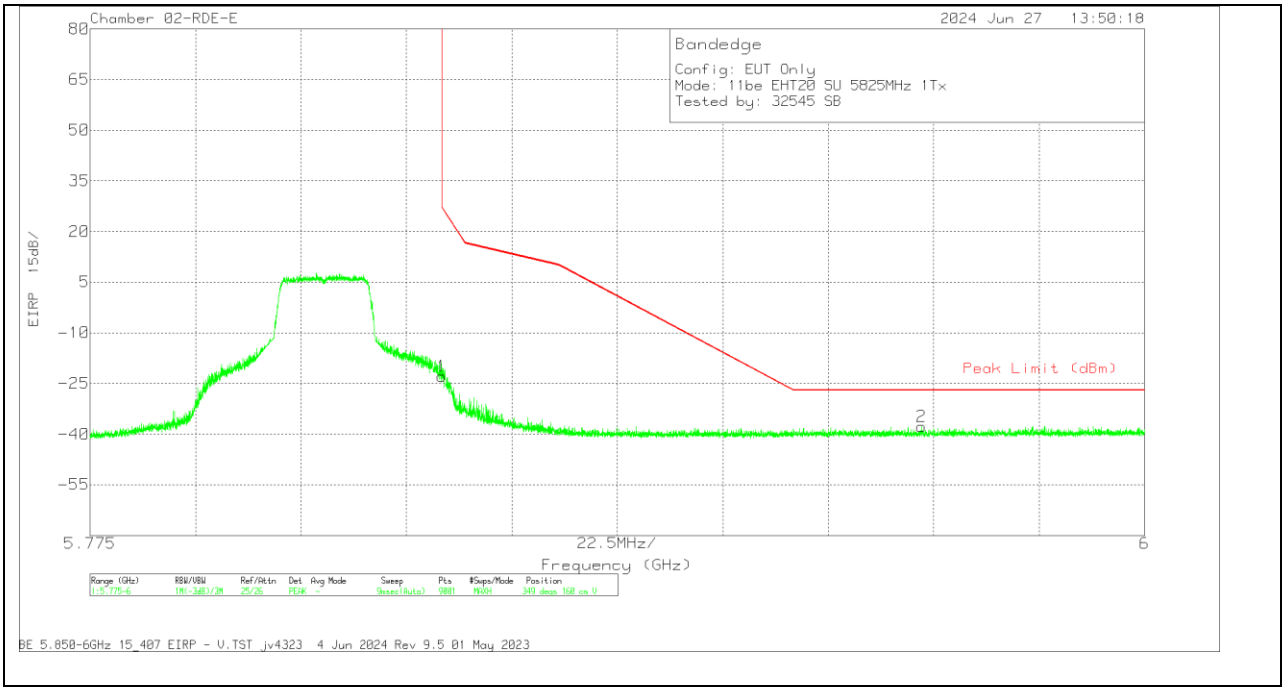

Marker	Frequency (GHz)	Meter Reading (dBm)	Det	206807 ACF (dB/m)	Conversion Factor (dB)	DCCF (dB)	Gain/Loss (dB)	Corrected Reading EIRP (dBm)	Peak Limit (dBm)	PK Margin (dB)	Azimuth (Degs)	Height (cm)	Polarity
1	5.85	-33.25	Pk	34.9	11.8	0	-36.3	-22.85	27	-49.85	349	160	V
2	5.952475	-48.65	Pk	35.1	11.8	0	-35.95	-37.7	-27	-10.7	349	160	V

Pk - Peak detector

UL LLC.
47173 Benicia Street, Fremont, CA 94538; USA. TEL:(510) 319-4000 FAX:(510) 661-0888
This report shall not be reproduced except in full, without the written approval of UL LLC.

1.1.29. 802.11be SISO PARTIAL RU MODE IN UNII-3 BAND – BANDEDGES

UNII-3 (SISO)	Channel Frequency (MHz)	Ant. #	Frequency (GHz)	Meter Reading (dBuV)	Det	AF (dB/m)	Amp/Cbl/Fltr/Pad (dB)	Conversion Factor (dB)	DCCF (dB)	Correct Reading (dBuV/m)	Pk Limit (dBuV/m)	Pk Margin (dB)	Azimuth (Degs)	Height (cm)	Polarity
EHT20 (RU 52 / Index 37)	5745	6	5.629783	-47.54	Pk	34.5	-37.09	11.8	0	-38.33	-27	-11.33	176	224	H
			5.725	-27.7	Pk	34.6	-36.76	11.8	0	-18.06	27	-45.06	176	224	H
			5.63405	-48.56	Pk	34.5	-37.06	11.8	0	-39.32	-27	-12.32	2	113	V
			5.725	-39.09	Pk	34.6	-36.76	11.8	0	-29.45	27	-56.45	2	113	V
EHT20 (RU 52 / Index 40)	5825		5.85	-31.94	Pk	34.9	-36.3	11.8	0	-21.54	27	-48.54	303	181	H
			5.948275	-47.35	Pk	35.1	-35.95	11.8	0	-36.4	-27	-9.4	303	181	H
			5.85	-38.89	Pk	34.9	-36.3	11.8	0	-28.49	27	-55.49	240	163	V
			5.94345	-48.23	Pk	35.1	-35.97	11.8	0	-37.3	-27	-10.3	240	163	V
EHT20 (RU 52 / Index 37)	5745	5	5.639117	-65.64	Pk	34.6	-23.98	11.8	0	-43.22	-27	-16.22	301	159	H
			5.725	-46.82	Pk	34.7	-24.05	11.8	0	-24.37	27	-51.37	301	159	H
			5.644117	-65.15	Pk	34.6	-24.04	11.8	0	-42.79	-27	-15.79	211	270	V
			5.725	-47.22	Pk	34.7	-24.05	11.8	0	-24.77	27	-51.77	211	270	V
EHT20 (RU 52 / Index 40)	5825		5.85	-50.12	Pk	34.8	-23.76	11.8	0	-27.28	27	-54.28	142	116	H
			5.944125	-64.96	Pk	35	-23.64	11.8	0	-41.8	-27	-14.8	142	116	H
			5.85	-55.5	Pk	34.8	-23.76	11.8	0	-32.66	27	-59.66	67	118	V
			5.964725	-64.53	Pk	35	-23.61	11.8	0	-41.34	-27	-14.34	67	118	V
EHT40 (RU 242 / Index 61)	5755	6	5.641484	-46.76	Pk	34.4	-37.34	11.8	0	-37.9	-27	-10.9	349	118	H
			5.725	-18.67	Pk	34.6	-37.13	11.8	0	-9.4	27	-36.4	349	118	H
			5.636067	-48.23	Pk	34.4	-37.33	11.8	0	-39.36	-27	-12.36	281	153	V
			5.725	-30.45	Pk	34.6	-37.13	11.8	0	-21.18	27	-48.18	281	153	V
EHT40 (RU 242 / Index 62)	5795		5850	-42.54	Pk	35.1	-36.73	11.8	0	-32.37	27	-59.37	182	177	H
			5988.65	-48.4	Pk	35.2	-36.64	11.8	0	-38.04	-27	-11.04	182	177	H
			5850	-50.74	Pk	35.1	-36.73	11.8	0	-40.57	27	-67.57	125	370	V
			5985.6	-47.57	Pk	35.2	-36.64	11.8	0	-37.21	-27	-10.21	125	370	V
EHT40 (RU 242 / Index 61)	5755	5	5.646384	-48.11	Pk	34.6	-36.86	11.8	0	-38.57	-27	-11.57	358	133	V
			5.725	-27.18	Pk	34.7	-36.6	11.8	0	-17.28	27	-44.28	358	133	V
			5.6475	-47.96	Pk	34.6	-36.85	11.8	0	-38.41	-27	-11.41	96	103	H
			5.725	-24.86	Pk	34.7	-36.6	11.8	0	-14.96	27	-41.96	96	103	H
EHT40 (RU 242 / Index 62)	5795		5.85	-61.63	Pk	34.8	-23.76	11.8	0	-38.79	27	-65.79	246	367	H
			5.975075	-64.66	Pk	35	-23.69	11.8	0	-41.55	-27	-14.55	246	367	H
			5.85	-65.56	Pk	34.8	-23.76	11.8	0	-42.72	27	-69.72	170	386	V
			5.94115	-64.93	Pk	35	-23.63	11.8	0	-41.76	-27	-14.76	170	386	V
EHT80 (RU 242 / Index 61)	5775 (Lower)	6	5.639084	-43.26	Pk	34.4	-37.35	11.8	0	-34.41	-27	-7.41	340	126	H
			5.725	-19.01	Pk	34.6	-37.13	11.8	0	-9.74	27	-36.74	340	126	H
			5.633484	-47.49	Pk	34.4	-37.33	11.8	0	-38.62	-27	-11.62	285	160	V
			5.725	-29.12	Pk	34.6	-37.13	11.8	0	-19.85	27	-46.85	285	160	V
EHT80 (RU 242 / Index 64)	5775 (Upper)		5.85	-36.35	Pk	34.9	-36.3	11.8	0	-25.95	27	-52.95	133	184	H
			5.928	-44.57	Pk	35.1	-36.01	11.8	0	-33.68	-27	-6.68	133	184	H
			5.85	-44.72	Pk	34.9	-36.3	11.8	0	-34.32	27	-61.32	50	160	V
			5.98715	-48.37	Pk	35.2	-35.8	11.8	0	-37.17	-27	-10.17	50	160	V
EHT80 (RU 242 / Index 61)	5775 (Lower)	5	5.640967	-48.86	Pk	34.5	-34.6	11.8	0	-37.16	-27	-10.16	293	102	H
			5.725	-25.8	Pk	34.5	-34.6	11.8	0	-14.1	27	-41.1	293	102	H
			5.6322	-49.65	Pk	34.4	-34.68	11.8	0	-38.13	-27	-11.13	177	149	V
			5.725	-29.69	Pk	34.5	-34.6	11.8	0	-17.99	27	-44.99	177	149	V
EHT80 (RU 242 / Index 64)	5775 (Upper)		5.85	-42.65	Pk	34.8	-36.2	11.8	0	-32.25	27	-59.25	321	106	H
			5.9357	-47.78	Pk	34.9	-36.2	11.8	0	-37.28	-27	-10.28	321	106	H
			5.85	-44.67	Pk	34.8	-36.2	11.8	0	-34.27	27	-61.27	281	154	V
			5.955125	-47.73	Pk	34.9	-36.2	11.8	0	-37.23	-27	-10.23	281	154	V
EHT80 (RU 52+26 / Index 71)	5775 (Lower)	6	5.650301	-43.71	Pk	34.4	-38.72	11.8	0	-36.23	-26.78	-9.45	354	230	H
			5.725	-22.69	Pk	34.5	-38.42	11.8	0	-14.81	27	-41.81	354	230	H
			5.648467	-46.87	Pk	34.4	-38.72	11.8	0	-39.39	-27	-12.39	306	265	V
			5.725	-34.58	Pk	34.5	-38.42	11.8	0	-26.7	27	-53.7	306	265	V
EHT80 (RU 52+26 / Index 80)	5775 (Upper)		5.85	-37.3	Pk	35	-36.87	11.8	0	-27.37	27	-54.37	3	224	H
			5.921975	-43.35	Pk	35.2	-36.72	11.8	0	-33.07	-24.76	-8.31	3	224	H
			5.85	-46.71	Pk	35	-36.87	11.8	0	-36.78	27	-63.78	282	146	V
			5.973075	-47.88	Pk	35.3	-36.62	11.8	0	-37.4	-27	-10.4	282	146	V
EHT80 (RU 52+26 / Index 71)	5775 (Lower)	5	5.625467	-46.03	Pk	34.4	-39.3	11.8	0	-39.13	-27	-12.13	147	106	H
			5.725	-28.97	Pk	34.5	-39.1	11.8	0	-21.77	27	-48.77	147	106	H
			5.636084	-46.92	Pk	34.4	-39.3	11.8	0	-40.02	-27	-13.02	106	102	V
			5.725	-30.45	Pk	34.5	-39.1	11.8	0	-23.25	27	-50.25	106	102	V
EHT80 (RU 52+26 / Index 80)	5775 (Upper)		5.85	-44.51	Pk	34.7	-34.5	11.8	0	-32.51	27	-59.51	322	383	H
			5.96775	-49.06	Pk	35	-34.4	11.8	0	-36.66	-27	-9.66	322	383	H
			5.85	-47.02	Pk	34.7	-34.5	11.8	0	-35.02	27	-62.02	309	388	V
			5.9434	-49.54	Pk	34.9	-34.46	11.8	0	-37.3	-27	-10.3	309	388	V

Pk - Peak detector

UL LLC.
47173 Benicia Street, Fremont, CA 94538; USA. TEL:(510) 319-4000 FAX:(510) 661-0888
This report shall not be reproduced except in full, without the written approval of UL LLC.

1TX Antenna 6 MODE: 52-Tones, RU Index 37

BANDEDGE (LOW CHANNEL / 5745MHz)

HORIZONTAL RESULT

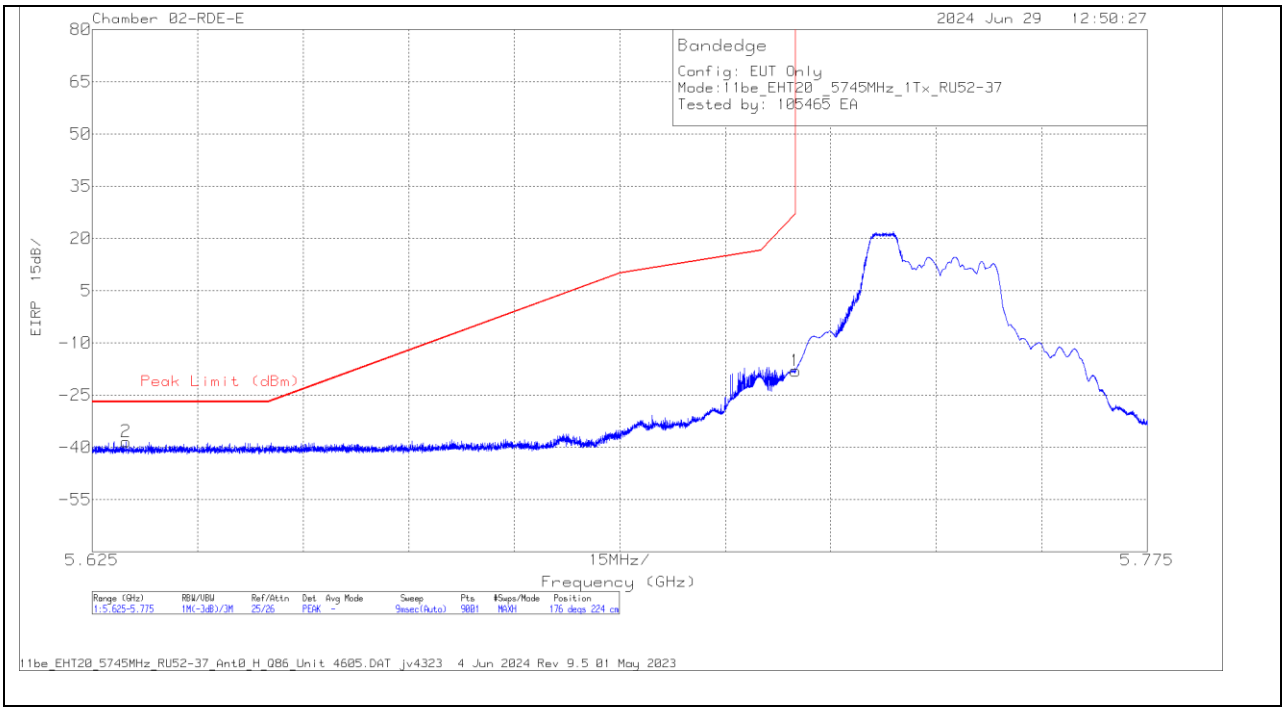

Marker	Frequency (GHz)	Meter Reading (dBm)	Det	206807 ACF (dB/m)	Conversion Factor (dB)	DCCF (dB)	Gain/Loss (dB)	Corrected Reading EIRP (dBm)	Peak Limit (dBm)	PK Margin (dB)	Azimuth (Degs)	Height (cm)	Polarity
2	5.629783	-47.54	Pk	34.5	11.8	0	-37.09	-38.33	-27	-11.33	176	224	H
1	5.725	-27.7	Pk	34.6	11.8	0	-36.76	-18.06	27	-45.06	176	224	H

Pk - Peak detector

UL LLC.
47173 Benicia Street, Fremont, CA 94538; USA. TEL:(510) 319-4000 FAX:(510) 661-0888
This report shall not be reproduced except in full, without the written approval of UL LLC.

VERTICAL RESULT

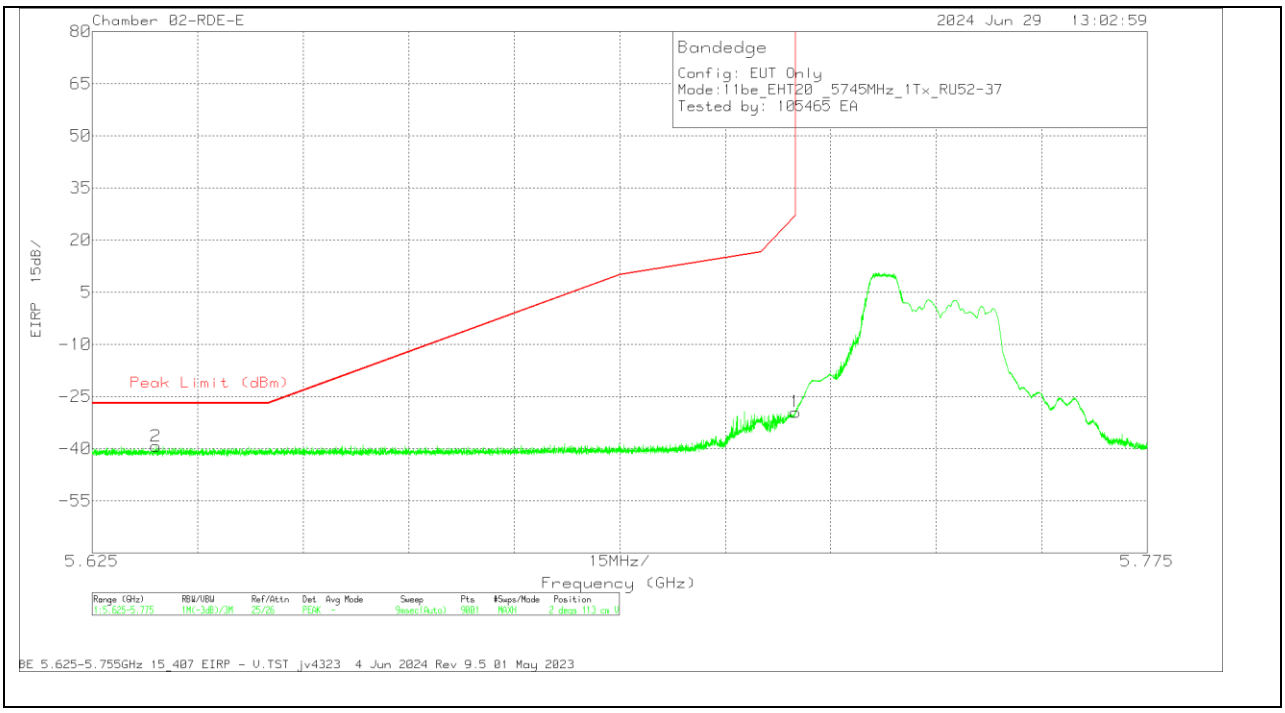

Marker	Frequency (GHz)	Meter Reading (dBm)	Det	206807 ACF (dB/m)	Conversion Factor (dB)	DCCF (dB)	Gain/Loss (dB)	Corrected Reading EIRP (dBm)	Peak Limit (dBm)	PK Margin (dB)	Azimuth (Degs)	Height (cm)	Polarity
2	5.63405	-48.56	Pk	34.5	11.8	0	-37.06	-39.32	-27	-12.32	2	113	V
1	5.725	-39.09	Pk	34.6	11.8	0	-36.76	-29.45	27	-56.45	2	113	V

Pk - Peak detector

UL LLC.
47173 Benicia Street, Fremont, CA 94538; USA. TEL:(510) 319-4000 FAX:(510) 661-0888
This report shall not be reproduced except in full, without the written approval of UL LLC.

1TX Antenna 6 MODE: 52-Tones, RU Index 40

BANDEDGE (HIGH CHANNEL / 5825MHz)

HORIZONTAL RESULT

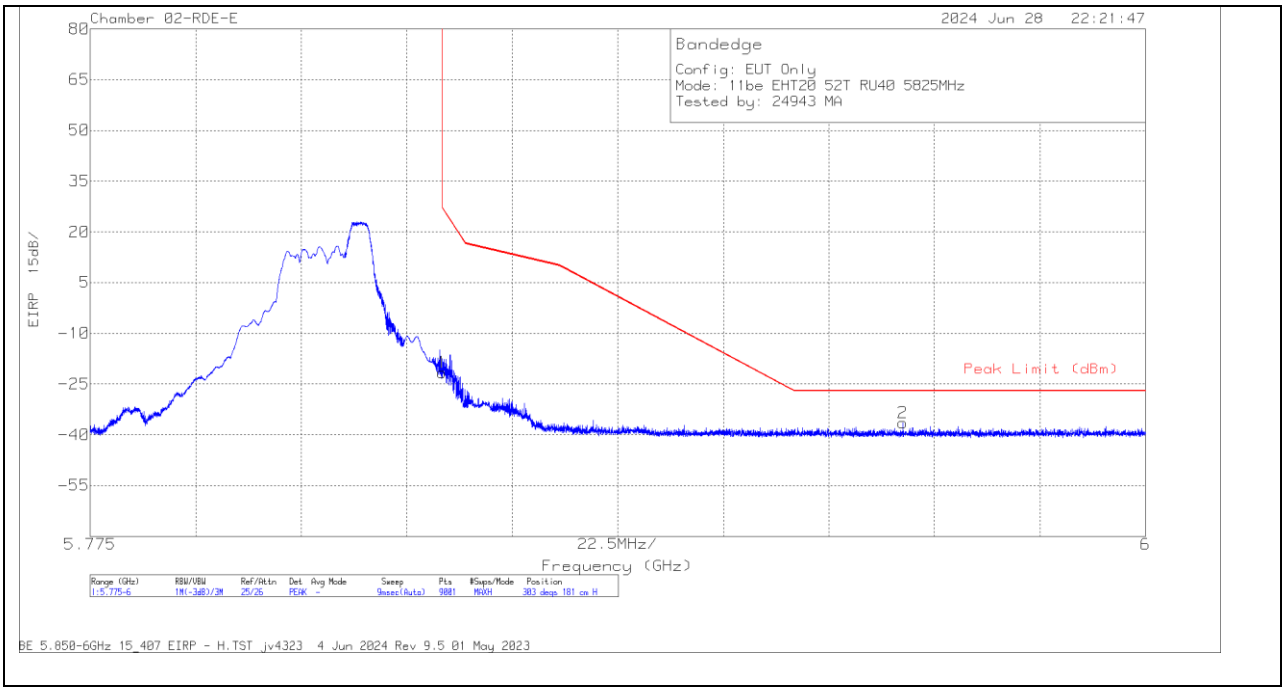

Marker	Frequency (GHz)	Meter Reading (dBm)	Det	206807 ACF (dB/m)	Conversion Factor (dB)	DCCF (dB)	Gain/Loss (dB)	Corrected Reading EIRP (dBm)	Peak Limit (dBm)	PK Margin (dB)	Azimuth (Degs)	Height (cm)	Polarity
1	5.85	-31.94	Pk	34.9	11.8	0	-36.3	-21.54	27	-48.54	303	181	H
2	5.948275	-47.35	Pk	35.1	11.8	0	-35.95	-36.4	-27	-9.4	303	181	H

Pk - Peak detector

UL LLC.
47173 Benicia Street, Fremont, CA 94538; USA. TEL:(510) 319-4000 FAX:(510) 661-0888
This report shall not be reproduced except in full, without the written approval of UL LLC.

VERTICAL RESULT

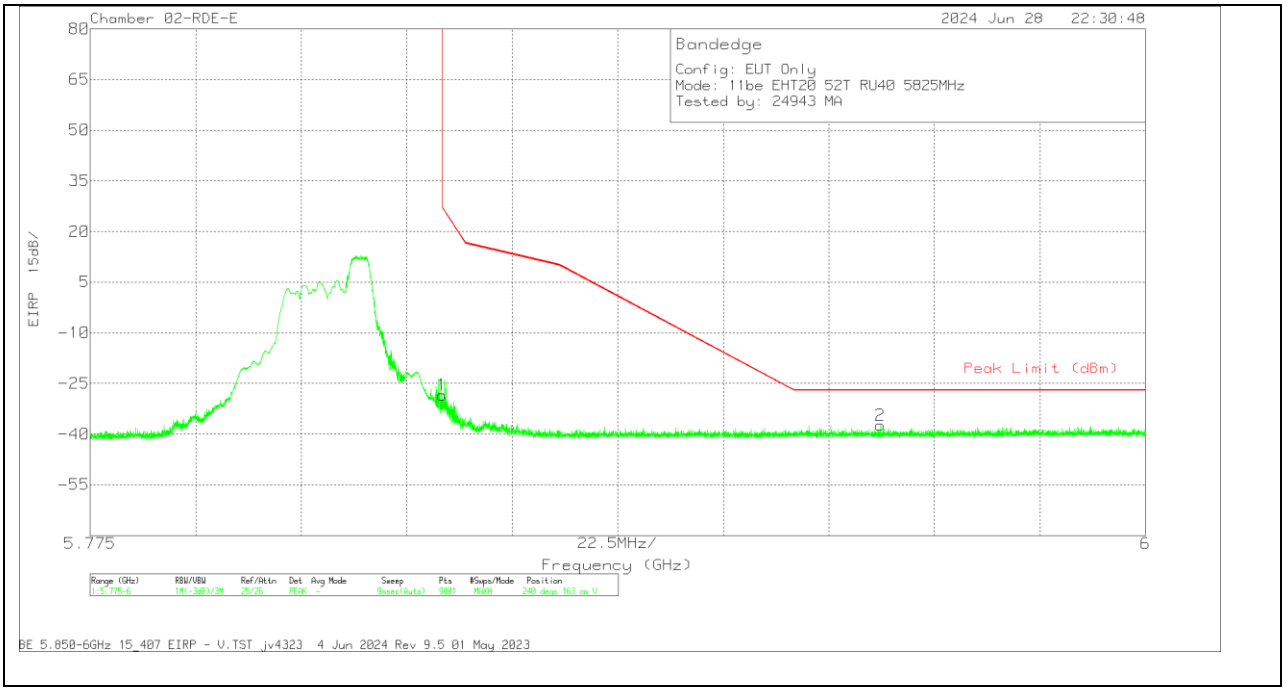

Marker	Frequency (GHz)	Meter Reading (dBm)	Det	206807 ACF (dB/m)	Conversion Factor (dB)	DCCF (dB)	Gain/Loss (dB)	Corrected Reading EIRP (dBm)	Peak Limit (dBm)	PK Margin (dB)	Azimuth (Degs)	Height (cm)	Polarity
1	5.85	-38.89	Pk	34.9	11.8	0	-36.3	-28.49	27	-55.49	240	163	V
2	5.94345	-48.23	Pk	35.1	11.8	0	-35.97	-37.3	-27	-10.3	240	163	V

Pk - Peak detector

UL LLC.
47173 Benicia Street, Fremont, CA 94538; USA. TEL:(510) 319-4000 FAX:(510) 661-0888
This report shall not be reproduced except in full, without the written approval of UL LLC.

1.1.30. 802.11be MIMO SU MODE IN UNII-3 BAND - BANDEDGES

UNII-3 (MIMO CDD)	Channel Frequency (MHz)	Ant. #	Frequency (GHz)	Meter Reading (dBuV)	Det	AF (dB/m)	Amp/Cbl/ Fltr/Pad (dB)	Conversion Factor (dB)	DCCF (dB)	Correct Reading (dBuV/m)	Pk Limit (dBuV/m)	Pk Margin (dB)	Azimuth (Degs)	Height (cm)	Polarity
EHT20 (SU Mode)	5745	6 + 5	5.628517	-46.5	Pk	34.4	-37.41	11.8	0	-37.71	-27	-10.71	73	166	H
			5.725	-15.91	Pk	34.6	-37.13	11.8	0	-6.64	27	-33.64	73	166	H
			5.6477	-47.29	Pk	34.4	-37.33	11.8	0	-38.42	-27	-11.42	255	260	V
			5.725	-24.98	Pk	34.6	-37.13	11.8	0	-15.71	27	-42.71	255	260	V
	5825		5.85	-23.96	Pk	35	-36.87	11.8	0	-14.03	27	-41.03	65	177	H
			5.96955	-47.38	Pk	35.3	-36.64	11.8	0	-36.92	-27	-9.92	65	177	H
			5.85	-35.19	Pk	35	-36.87	11.8	0	-25.26	27	-52.26	2	139	V
			5.963125	-47.3	Pk	35.3	-36.64	11.8	0	-36.84	-27	-9.84	2	139	V
EHT40 (SU Mode)	5755	6 + 5	5.64875	-43.35	Pk	34.8	-36.91	11.8	0	-33.66	-27	-6.66	229	182	H
			5.725	-20.51	Pk	34.9	-36.86	11.8	0	-10.67	27	-37.67	229	182	H
			5.646234	-45.6	Pk	34.8	-36.9	11.8	0	-35.9	-27	-8.9	194	183	V
			5.725	-27.84	Pk	34.9	-36.86	11.8	0	-18	27	-45	194	183	V
	5795		5.85	-32.03	Pk	35.1	-36.73	11.8	0	-21.86	27	-48.86	283	163	H
			5.932525	-46.44	Pk	35.2	-36.75	11.8	0	-36.19	-27	-9.19	283	163	H
			5.85	-39.9	Pk	35.1	-36.73	11.8	0	-29.73	27	-56.73	84	162	V
			5.928775	-48.73	Pk	35.2	-36.78	11.8	0	-38.51	-27	-11.51	84	162	V
EHT80 (SU Mode)	5775 (Lower)	6 + 5	5.631833	-41.22	Pk	34.5	-37.09	11.8	0	-32.01	-27	-5.01	98	267	H
			5.725	-30.61	Pk	34.6	-36.76	11.8	0	-20.97	27	-47.97	98	267	H
			5.63095	-43.47	Pk	34.5	-37.1	11.8	0	-34.27	-27	-7.27	48	295	V
			5.725	-37.43	Pk	34.6	-36.76	11.8	0	-27.79	27	-54.79	48	295	V
	5775 (Upper)		5.85	-28.43	Pk	34.9	-36.3	11.8	0	-18.03	27	-45.03	286	253	H
			5.9279	-42.5	Pk	35.1	-36.01	11.8	0	-31.61	-27	-4.61	286	253	H
			5.85	-36.77	Pk	34.9	-36.3	11.8	0	-26.37	27	-53.37	221	163	V
			5.934075	-47.72	Pk	35.1	-35.93	11.8	0	-36.75	-27	-9.75	221	163	V

Pk - Peak detector

UL LLC.
47173 Benicia Street, Fremont, CA 94538; USA. TEL:(510) 319-4000 FAX:(510) 661-0888
This report shall not be reproduced except in full, without the written approval of UL LLC.

2TX Antenna 6 + Antenna 5 OFDMA MODE: SU, Single User

BANDEDGE (LOW CHANNEL / 5745MHz)

HORIZONTAL RESULT

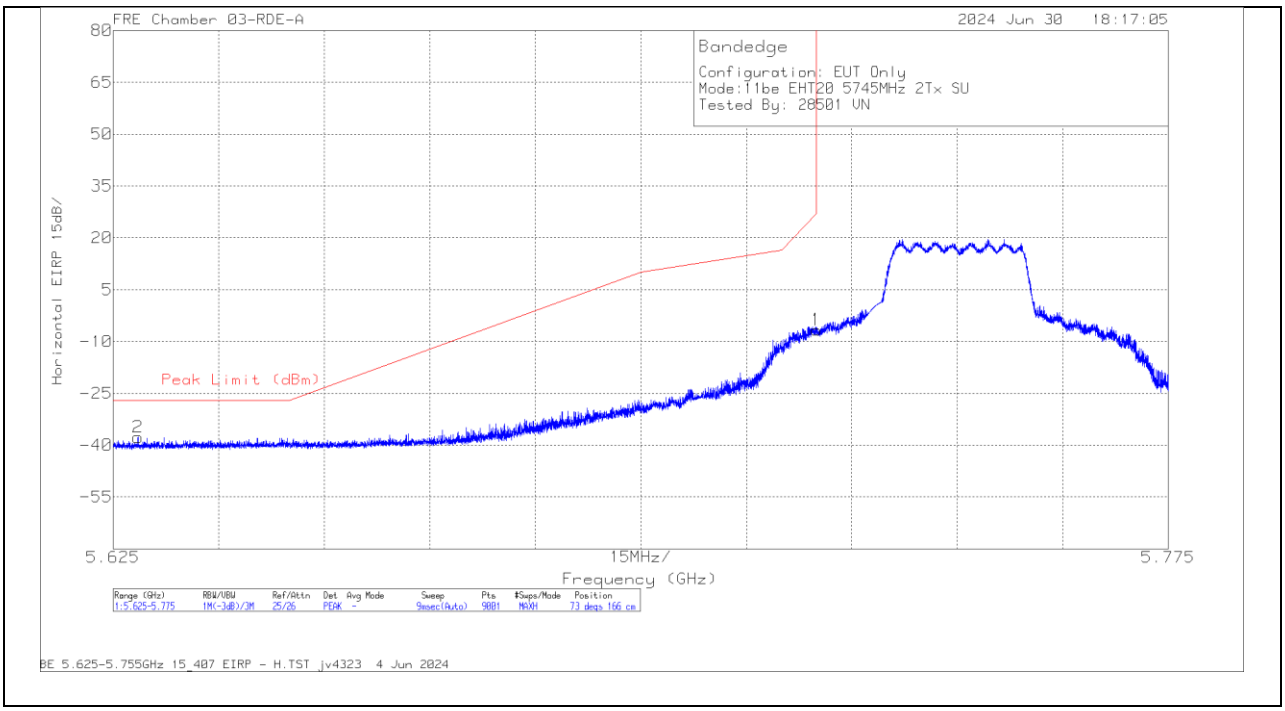

Marker	Frequency (GHz)	Meter Reading (dBm)	Det	226673 ACF (dB/m)	Gain/Loss (dB)	Conversion Factor (dB)	DCCF (dB)	Corrected Reading EIRP (dBm)	Peak Limit (dBm)	PK Margin (dB)	Azimuth (Degs)	Height (cm)	Polarity
2	5.628517	-46.5	Pk	34.4	-37.41	11.8	0	-37.71	-27	-10.71	73	166	H
1	5.725	-15.91	Pk	34.6	-37.13	11.8	0	-6.64	27	-33.64	73	166	H

Pk - Peak detector

UL LLC.
47173 Benicia Street, Fremont, CA 94538; USA. TEL:(510) 319-4000 FAX:(510) 661-0888
This report shall not be reproduced except in full, without the written approval of UL LLC.

VERTICAL RESULT

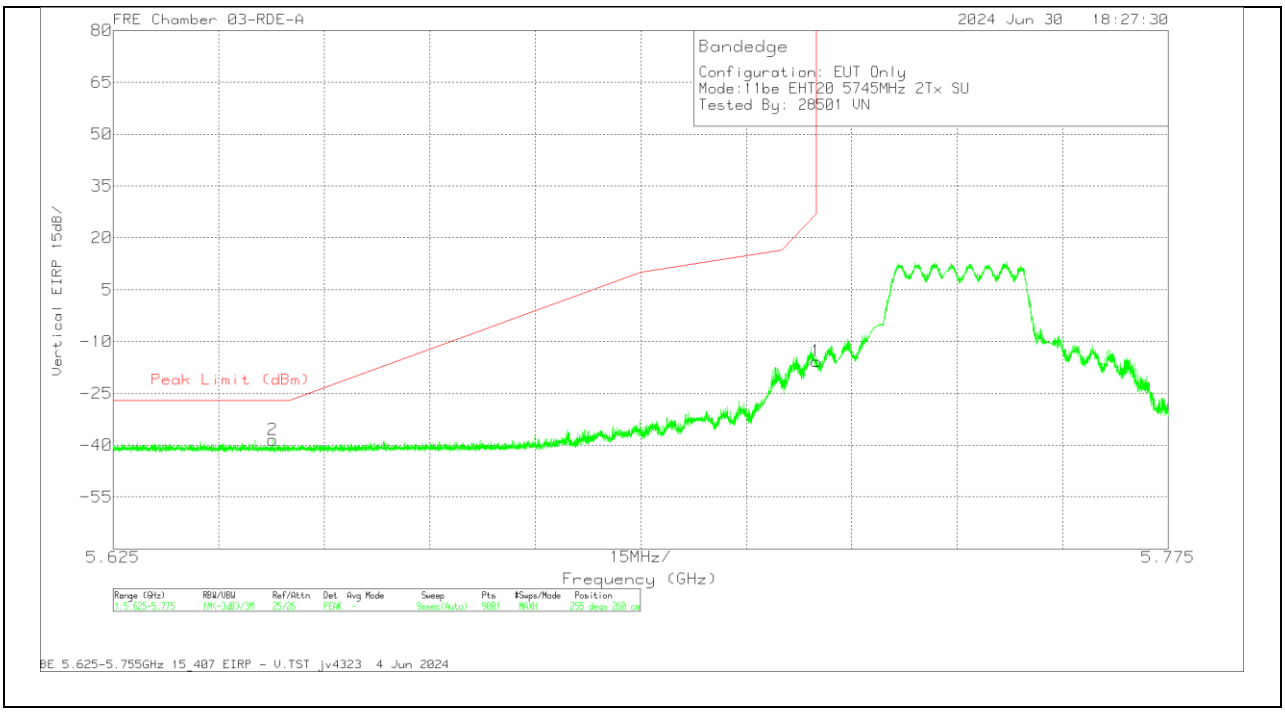

Marker	Frequency (GHz)	Meter Reading (dBm)	Det	226673 ACF (dB/m)	Gain/Loss (dB)	Conversion Factor (dB)	DCCF (dB)	Corrected Reading EIRP (dBm)	Peak Limit (dBm)	PK Margin (dB)	Azimuth (Degs)	Height (cm)	Polarity
2	5.6477	-47.29	Pk	34.4	-37.33	11.8	0	-38.42	-27	-11.42	255	260	V
1	5.725	-24.98	Pk	34.6	-37.13	11.8	0	-15.71	27	-42.71	255	260	V

Pk - Peak detector

UL LLC.
47173 Benicia Street, Fremont, CA 94538; USA. TEL:(510) 319-4000 FAX:(510) 661-0888
This report shall not be reproduced except in full, without the written approval of UL LLC.

BANDEDGE (HIGH CHANNEL / 5825MHz)

HORIZONTAL RESULT

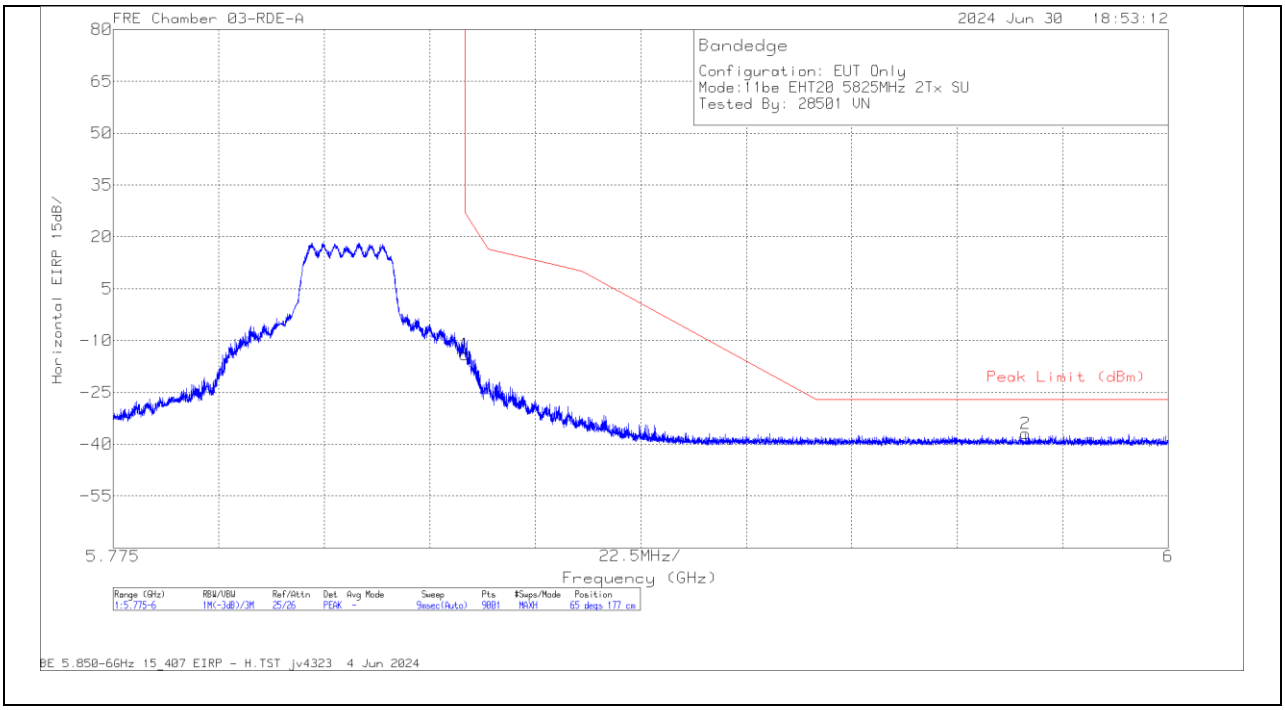

Marker	Frequency (GHz)	Meter Reading (dBm)	Det	226673 ACF (dB/m)	Gain/Loss (dB)	Conversion Factor (dB)	DCCF (dB)	Corrected Reading EIRP (dBm)	Peak Limit (dBm)	PK Margin (dB)	Azimuth (Degs)	Height (cm)	Polarity
1	5.85	-23.96	Pk	35	-36.87	11.8	0	-14.03	27	-41.03	65	177	H
2	5.96955	-47.38	Pk	35.3	-36.64	11.8	0	-36.92	-27	-9.92	65	177	H

Pk - Peak detector

UL LLC.
47173 Benicia Street, Fremont, CA 94538; USA. TEL:(510) 319-4000 FAX:(510) 661-0888
This report shall not be reproduced except in full, without the written approval of UL LLC.

VERTICAL RESULT

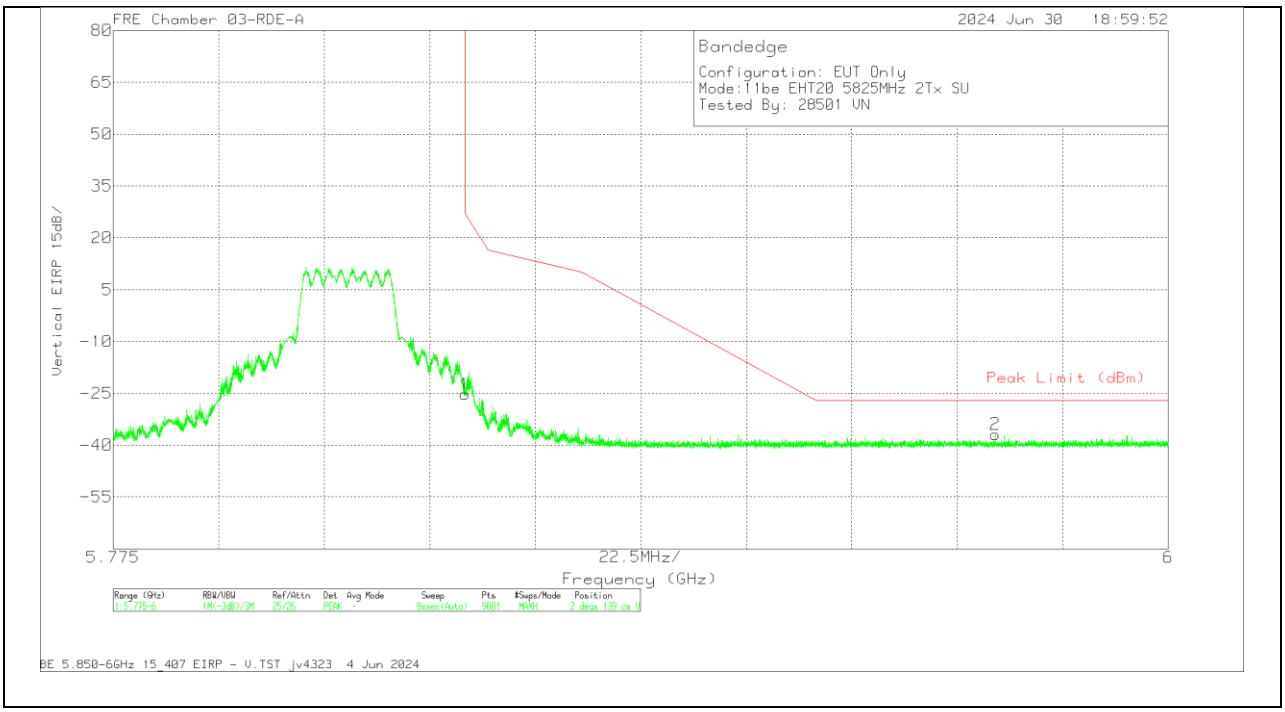

Marker	Frequency (GHz)	Meter Reading (dBm)	Det	226673 ACF (dB/m)	Gain/Loss (dB)	Conversion Factor (dB)	DCCF (dB)	Corrected Reading EIRP (dBm)	Peak Limit (dBm)	PK Margin (dB)	Azimuth (Degs)	Height (cm)	Polarity
1	5.85	-35.19	Pk	35	-36.87	11.8	0	-25.26	27	-52.26	2	139	V
2	5.963125	-47.3	Pk	35.3	-36.64	11.8	0	-36.84	-27	-9.84	2	139	V

Pk - Peak detector

UL LLC.
47173 Benicia Street, Fremont, CA 94538; USA. TEL:(510) 319-4000 FAX:(510) 661-0888
This report shall not be reproduced except in full, without the written approval of UL LLC.

1.1.31. 802.11be MIMO PARTIAL RU MODE IN UNII-3 BAND - BANDEDGES

UNII-3 (MIMO CDD)	Channel Frequency (MHz)	Ant. #	Frequency (GHz)	Meter Reading (dBuV)	Det	AF (dB/m)	Amp/Cbl/ Fltr/Pad (dB)	Conversion Factor (dB)	DCCF (dB)	Correct Reading (dBuV/m)	Pk Limit (dBuV/m)	Pk Margin (dB)	Azimuth (Degs)	Height (cm)	Polarity
EHT20 (RU 52 / Index 37)	5745	6 + 5	5.64755	-47.97	Pk	34.5	-37.06	11.8	0	-38.73	-27	-11.73	212	271	H
			5.725	-26.8	Pk	34.6	-36.76	11.8	0	-17.16	27	-44.16	212	271	H
			5.636367	-48.48	Pk	34.5	-37.03	11.8	0	-39.21	-27	-12.21	132	186	V
			5.725	-34.91	Pk	34.6	-36.76	11.8	0	-25.27	27	-52.27	132	186	V
EHT20 (RU 52 / Index 40)	5825		5.85	-28.24	Pk	35	-36.87	11.8	0	-18.31	27	-45.31	92	199	H
			5.949125	-47.18	Pk	35.2	-36.69	11.8	0	-36.87	-27	-9.87	92	199	H
			5.85	-39.93	Pk	35	-36.87	11.8	0	-30	27	-57	14	255	V
			5.97	-47.8	Pk	35.3	-36.63	11.8	0	-37.33	-27	-10.33	14	255	V
EHT40 (RU 242 / Index 61)	5755		5.62715	-47	Pk	34.4	-37.4	11.8	0	-38.2	-27	-11.2	300	151	H
			5.725	-20.2	Pk	34.6	-37.13	11.8	0	-10.93	27	-37.93	300	151	H
			5.6429	-47.46	Pk	34.4	-37.33	11.8	0	-38.59	-27	-11.59	283	159	V
			5.725	-29.26	Pk	34.6	-37.13	11.8	0	-19.99	27	-46.99	283	159	V
EHT40 (RU 242 / Index 62)	5795		5.85	-42.65	Pk	35.1	-36.73	11.8	0	-32.48	27	-59.48	283	163	H
			5.959375	-48.09	Pk	35.2	-36.72	11.8	0	-37.81	-27	-10.81	283	163	H
			5.85	-47.51	Pk	35.1	-36.73	11.8	0	-37.34	27	-64.34	84	162	V
			5.9724	-48.5	Pk	35.2	-36.67	11.8	0	-38.17	-27	-11.17	84	162	V
EHT80 (RU 242 / Index 61)	5775 (Lower)		5.63845	-42.88	Pk	34.4	-37.35	11.8	0	-34.03	-27	-7.03	320	167	H
			5.725	-19.77	Pk	34.6	-37.13	11.8	0	-10.5	27	-37.5	320	167	H
			5.6289	-47.17	Pk	34.4	-37.41	11.8	0	-38.38	-27	-11.38	278	169	V
			5.725	-28.29	Pk	34.6	-37.13	11.8	0	-19.02	27	-46.02	278	169	V
EHT80 (MRU 52 + 26 / Index 71)			5.6253	-42.47	Pk	34.4	-38.79	11.8	0	-35.06	-27	-8.06	324	177	H
			5.725	-22.83	Pk	34.5	-38.42	11.8	0	-14.95	27	-41.95	324	177	H
			5.625733	-44.84	Pk	34.4	-38.79	11.8	0	-37.43	-27	-10.43	287	171	V
			5.725	-30.42	Pk	34.5	-38.42	11.8	0	-22.54	27	-49.54	287	171	V
EHT80 (RU 242 / Index 64)	5795 (Upper)		5.85	-36.73	Pk	34.9	-36.3	11.8	0	-26.33	27	-53.33	129	273	H
			5.92645	-46.2	Pk	35.1	-36.03	11.8	0	-35.33	-27	-8.33	129	273	H
			5.85	-43.95	Pk	34.9	-36.3	11.8	0	-33.55	27	-60.55	54	296	V
			5.92665	-48.41	Pk	35.1	-36.02	11.8	0	-37.53	-27	-10.53	54	296	V
EHT80 (MRU 52 + 26 / Index 80)			5.85	-36.2	Pk	35	-36.87	11.8	0	-26.27	27	-53.27	7	164	H
			5.921275	-41.4	Pk	35.2	-36.72	11.8	0	-31.12	-24.24	-6.88	7	164	H
			5.85	-46.59	Pk	35	-36.87	11.8	0	-36.66	27	-63.66	277	268	V
			5.9952	-47.99	Pk	35.3	-36.61	11.8	0	-37.5	-27	-10.5	277	268	V

Pk - Peak detector

UL LLC.
47173 Benicia Street, Fremont, CA 94538; USA. TEL:(510) 319-4000 FAX:(510) 661-0888
This report shall not be reproduced except in full, without the written approval of UL LLC.

2TX Antenna 6 + Antenna 5 OFDMA MODE: 52-Tones, RU Index 37

BANDEDGE (LOW CHANNEL / 5745MHz)

HORIZONTAL RESULT

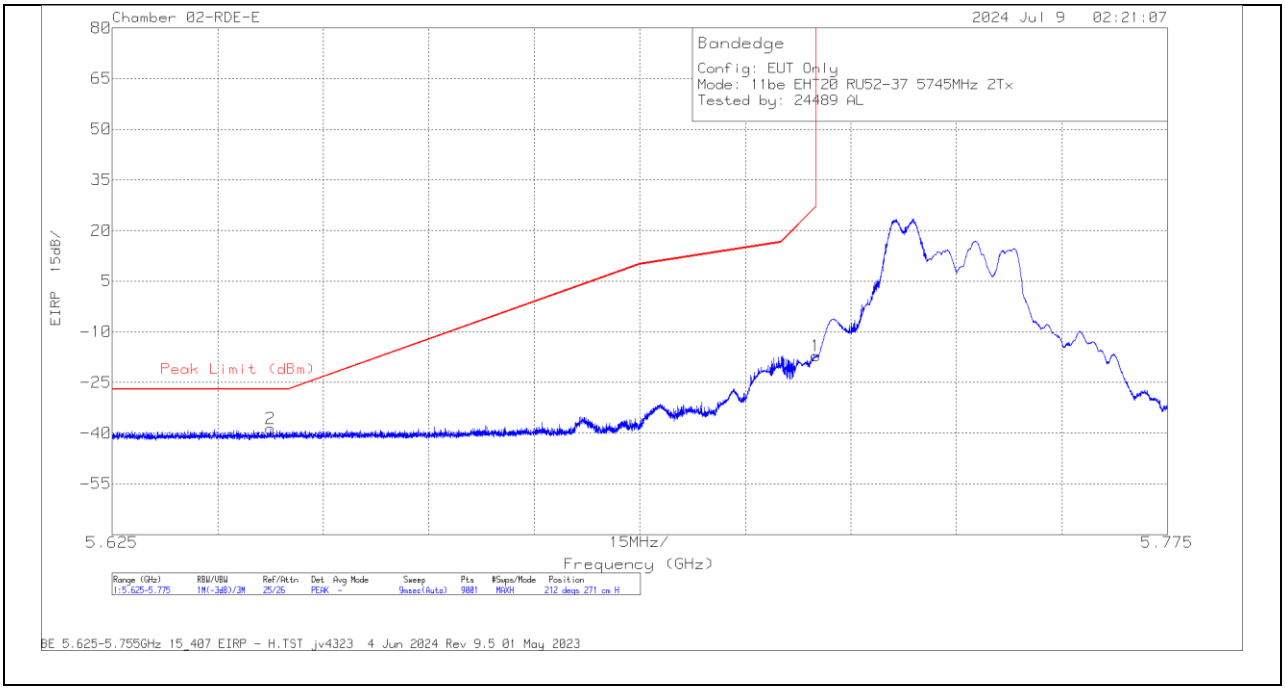

Marker	Frequency (GHz)	Meter Reading (dBm)	Det	206807 ACF (dB/m)	Gain/Loss (dB)	Conversion Factor (dB)	Corrected Reading EIRP (dBm)	Peak Limit (dBm)	PK Margin (dB)	Azimuth (Degs)	Height (cm)	Polarity
2	5.64755	-47.97	Pk	34.5	-37.06	11.8	-38.73	-27	-11.73	212	271	H
1	5.725	-26.8	Pk	34.6	-36.76	11.8	-17.16	27	-44.16	212	271	H

Pk - Peak detector

UL LLC.
47173 Benicia Street, Fremont, CA 94538; USA. TEL:(510) 319-4000 FAX:(510) 661-0888
This report shall not be reproduced except in full, without the written approval of UL LLC.

VERTICAL RESULT

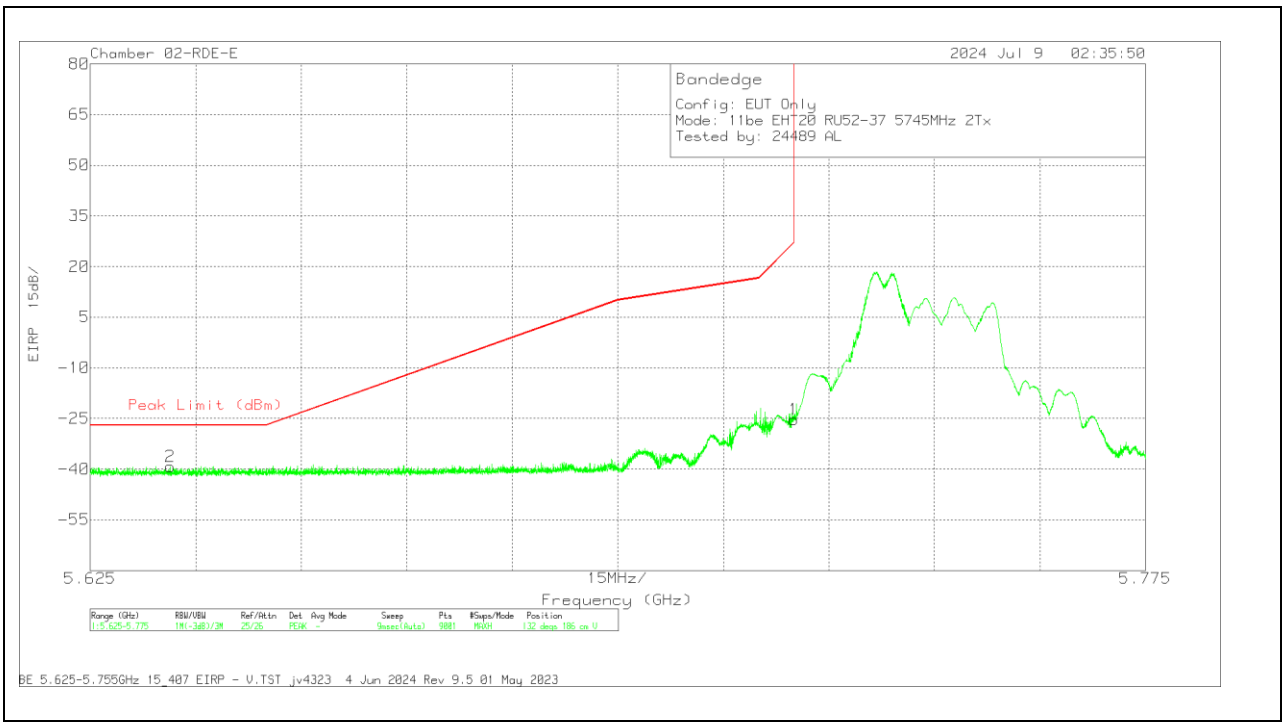

Marker	Frequency (GHz)	Meter Reading (dBm)	Det	206807 ACF (dB/m)	Gain/Loss (dB)	Conversion Factor (dB)	Corrected Reading EIRP (dBm)	Peak Limit (dBm)	PK Margin (dB)	Azimuth (Degs)	Height (cm)	Polarity
2	5.636367	-48.48	Pk	34.5	-37.03	11.8	-39.21	-27	-12.21	132	186	V
1	5.725	-34.91	Pk	34.6	-36.76	11.8	-25.27	27	-52.27	132	186	V

Pk - Peak detector

UL LLC.
47173 Benicia Street, Fremont, CA 94538; USA. TEL:(510) 319-4000 FAX:(510) 661-0888
This report shall not be reproduced except in full, without the written approval of UL LLC.

2TX Antenna 6 + Antenna 5 OFDMA MODE: 52-Tones, RU Index 40

BANDEDGE (HIGH CHANNEL / 5825MHz)

HORIZONTAL RESULT

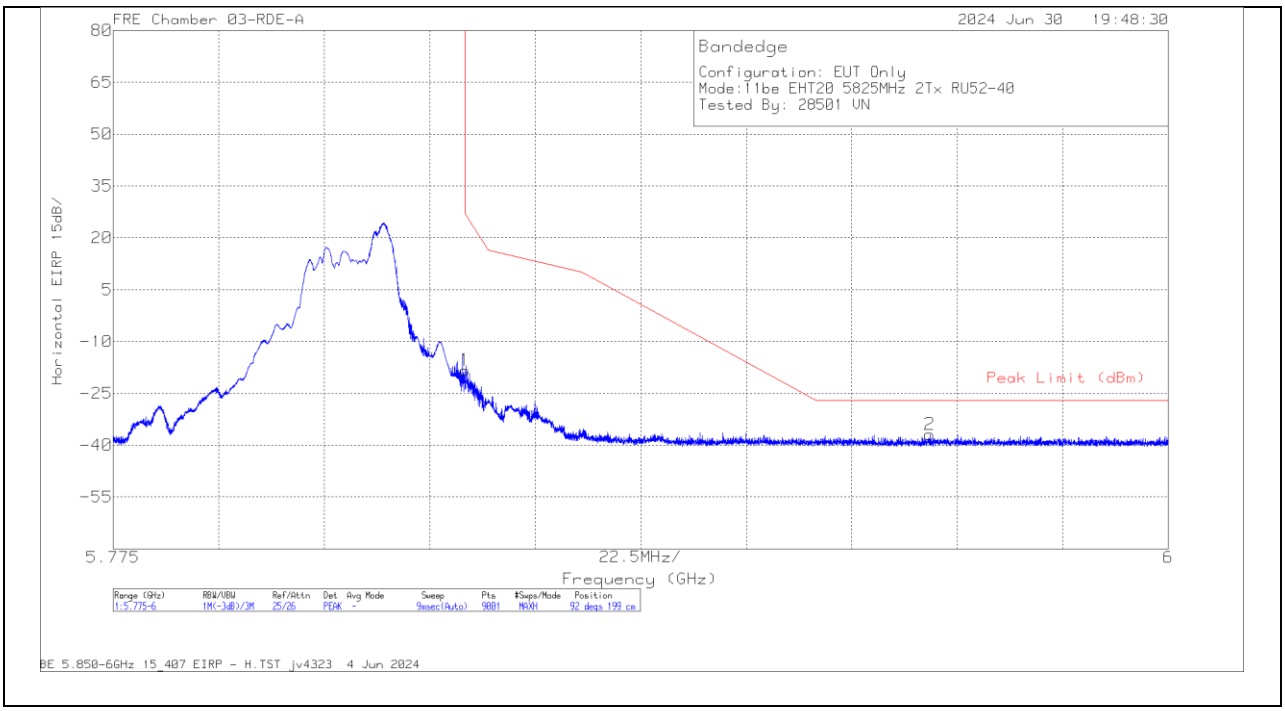

Marker	Frequency (GHz)	Meter Reading (dBm)	Det	226673 ACF (dB/m)	Gain/Loss (dB)	Conversion Factor (dB)	DCCF (dB)	Corrected Reading EIRP (dBm)	Peak Limit (dBm)	PK Margin (dB)	Azimuth (Degs)	Height (cm)	Polarity
1	5.85	-28.24	Pk	35	-36.87	11.8	0	-18.31	27	-45.31	92	199	H
2	5.949125	-47.18	Pk	35.2	-36.69	11.8	0	-36.87	-27	-9.87	92	199	H

Pk - Peak detector

UL LLC.
47173 Benicia Street, Fremont, CA 94538; USA. TEL:(510) 319-4000 FAX:(510) 661-0888
This report shall not be reproduced except in full, without the written approval of UL LLC.

VERTICAL RESULT

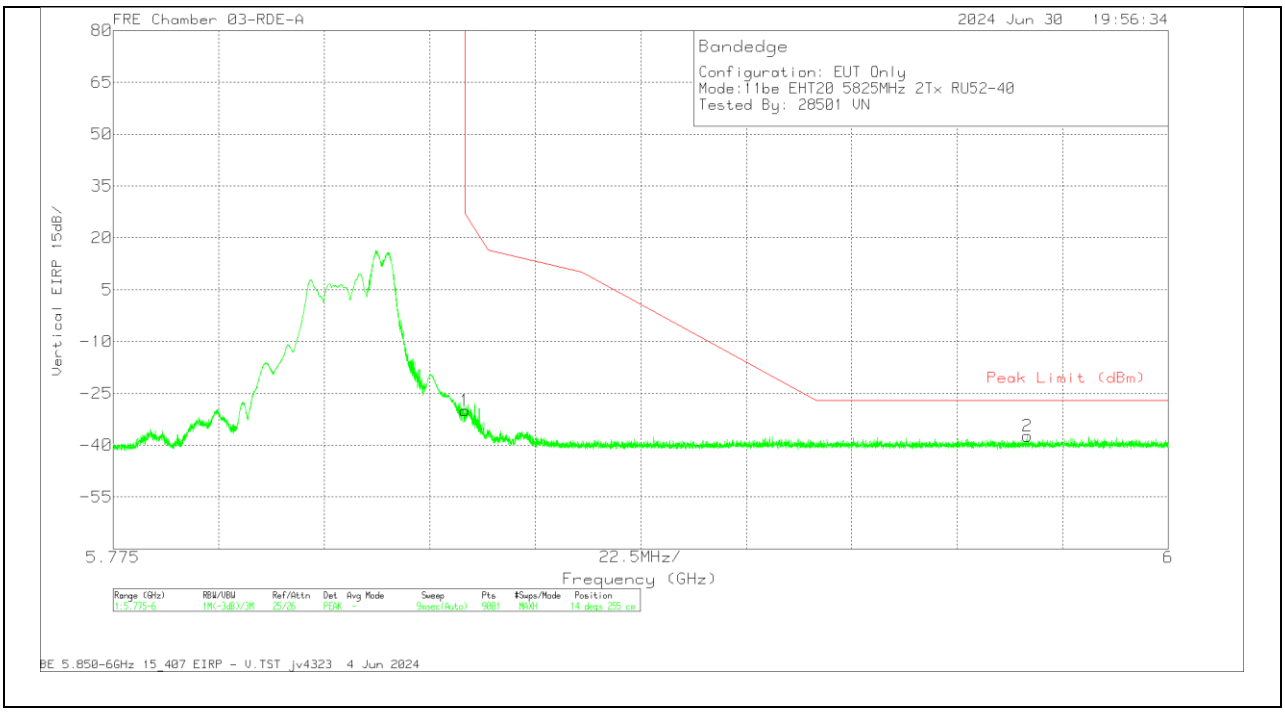

Marker	Frequency (GHz)	Meter Reading (dBm)	Det	226673 ACF (dB/m)	Gain/Loss (dB)	Conversion Factor (dB)	DCCF (dB)	Corrected Reading EIRP (dBm)	Peak Limit (dBm)	PK Margin (dB)	Azimuth (Degs)	Height (cm)	Polarity
1	5.85	-39.93	Pk	35	-36.87	11.8	0	-30	27	-57	14	255	V
2	5.97	-47.8	Pk	35.3	-36.63	11.8	0	-37.33	-27	-10.33	14	255	V

Pk - Peak detector

UL LLC.
47173 Benicia Street, Fremont, CA 94538; USA. TEL:(510) 319-4000 FAX:(510) 661-0888
This report shall not be reproduced except in full, without the written approval of UL LLC.

1.1.32. 802.11n/ac MIMO MODE IN UNII-3 BAND – SPURIOUS EMISSIONS

20MHz

UNII-3 (MIMO CDD)	Channel Frequency (MHz)	Ant. #	Frequency (GHz)	Meter Reading (dBuV)	Det	AF (dB/m)	Amp/Cbl/ Fltr/Pad (dB)	DCCF (dB)	Correct Reading (dBuV/m)	Avg Limit (dBuV/m)	Avg Margin (dB)	Pk Limit (dBuV/m)	Pk Margin (dB)	Azimuth (Degs)	Height (cm)	Polarity
11n/ac (Highest Power)	5745	6 + 5	7.166236	55.84	PK-U	35.4	-44.39	0	46.85	-	-	68.2	-21.35	151	323	V
			7.18128	55.04	PK-U	35.4	-43.99	0	46.45	-	-	68.2	-21.75	327	246	H
			10.535153	53.64	PK-U	38	-41.57	0	50.07	-	-	68.2	-18.13	231	109	H
			10.544549	54.79	PK-U	38	-41.83	0	50.96	-	-	68.2	-17.24	294	208	V
			16.691705	52.54	PK-U	41.3	-39.73	0	54.11	-	-	68.2	-14.09	135	145	V
			16.69408	52.69	PK-U	41.3	-39.69	0	54.3	-	-	68.2	-13.9	328	328	H
	5785	6 + 5	6.871337	54.95	PK-U	36.1	-44.76	0	46.29	-	-	68.2	-21.91	28	119	H
			6.894292	55.42	PK-U	35.9	-44.81	0	46.51	-	-	68.2	-21.69	223	210	V
			10.17742	54.77	PK-U	37.7	-41.68	0	50.79	-	-	68.2	-17.41	112	154	H
			10.180299	54.71	PK-U	37.7	-41.61	0	50.8	-	-	68.2	-17.4	301	173	V
			16.691083	53.34	PK-U	41.3	-39.68	0	54.96	-	-	68.2	-13.24	170	205	V
			16.694001	53.23	PK-U	41.3	-39.69	0	54.84	-	-	68.2	-13.36	165	267	H
	5825	6 + 5	6.915925	54.92	PK-U	35.8	-44.6	0	46.12	-	-	68.2	-22.08	44	188	H
			6.921411	55.66	PK-U	35.8	-44.53	0	46.93	-	-	68.2	-21.27	112	165	V
			10.173361	54.53	PK-U	37.7	-41.91	0	50.32	-	-	68.2	-17.88	202	280	V
			10.187826	54.8	PK-U	37.7	-41.49	0	51.01	-	-	68.2	-17.19	113	101	H
			17.127156	52.56	PK-U	41.8	-39.06	0	55.3	-	-	68.2	-12.9	133	208	H
			17.137732	52.22	PK-U	41.8	-39.16	0	54.86	-	-	68.2	-13.34	232	166	V

* - indicates frequency in CFR47 Pt 15 / IC RSS-Restricted Band
PK-U - U-NII: Maximum Peak
ADR - U-NII AD primary method, RMS average

40MHz

UNII-3 (MIMO CDD)	Channel Frequency (MHz)	Ant. #	Frequency (GHz)	Meter Reading (dBuV)	Det	AF (dB/m)	Amp/Cbl/ Fltr/Pad (dB)	DCCF (dB)	Correct Reading (dBuV/m)	Avg Limit (dBuV/m)	Avg Margin (dB)	Pk Limit (dBuV/m)	Pk Margin (dB)	Azimuth (Degs)	Height (cm)	Polarity
11n/ac (Highest Power)	5755	6 + 5	6.627088	55.32	PK-U	36.9	-44.53	0	47.69	-	-	68.2	-20.51	60	357	V
			6.6457	55.91	PK-U	36.9	-44.66	0	48.15	-	-	68.2	-20.05	152	149	H
			10.184556	54.86	PK-U	37.7	-41.54	0	51.02	-	-	68.2	-17.18	342	301	V
			10.20588	54.43	PK-U	37.7	-41.57	0	50.56	-	-	68.2	-17.64	258	197	H
			16.693393	52.18	PK-U	41.3	-39.73	0	53.75	-	-	68.2	-14.45	244	103	H
			16.695117	52.78	PK-U	41.3	-39.64	0	54.44	-	-	68.2	-13.76	17	160	V
	5795	6 + 5	7.14452	55.61	PK-U	35.4	-44.12	0	46.89	-	-	68.2	-21.31	311	229	V
			7.145988	54.9	PK-U	35.4	-44.2	0	46.1	-	-	68.2	-22.1	66	152	H
			10.177254	54.69	PK-U	37.7	-41.68	0	50.71	-	-	68.2	-17.49	75	159	H
			10.185688	54.84	PK-U	37.7	-41.55	0	50.99	-	-	68.2	-17.21	81	122	V
			16.693108	52.57	PK-U	41.3	-39.75	0	54.12	-	-	68.2	-14.08	109	203	V
			16.70044	52.56	PK-U	41.4	-39.78	0	54.18	-	-	68.2	-14.02	201	291	H

* - indicates frequency in CFR47 Pt 15 / IC RSS-Restricted Band
PK-U - U-NII: Maximum Peak
ADR - U-NII AD primary method, RMS average

80MHz

UNII-3 (MIMO CDD)	Channel Frequency (MHz)	Ant. #	Frequency (GHz)	Meter Reading (dBuV)	Det	AF (dB/m)	Amp/Cbl/F ltr/Pad (dB)	DCCF (dB)	Correct Reading (dBuV/m)	Avg Limit (dBuV/m)	Avg Margin (dB)	Pk Limit (dBuV/m)	Pk Margin (dB)	Azimuth (Degs)	Height (cm)	Polarity
11n/ac (Highest Power)	5775	6 + 5	* 2.346663	59.28	PK-U	32.9	-48.96	0	43.22	-	-	74	-30.78	205	188	H
			* 2.34886	47.4	ADR	32.9	-48.92	0.21	31.59	54	-22.41	-	-	205	188	H
			* 2.344814	58.71	PK-U	32.9	-49.05	0	42.56	-	-	74	-31.44	150	131	V
			* 2.345208	47.23	ADR	32.9	-49.06	0.21	31.28	54	-22.72	-	-	150	131	V
			* 8.362051	54.94	PK-U	35.9	-43.14	0	47.7	-	-	74	-26.3	256	361	H
			* 8.360336	43.41	ADR	35.9	-43.13	0.21	36.39	54	-17.61	-	-	256	361	H
			* 15.905837	53.69	PK-U	41.1	-39.83	0	54.96	-	-	74	-19.04	120	101	H
			* 15.907808	42.12	ADR	41.1	-39.93	0.21	43.5	54	-10.5	-	-	120	101	H
			* 8.362563	55.07	PK-U	35.9	-43.12	0	47.85	-	-	74	-26.15	219	241	V
			* 8.36469	43.42	ADR	35.9	-43.13	0.21	36.4	54	-17.6	-	-	219	241	V
			* 15.885203	53.46	PK-U	41.1	-40.06	0	54.5	-	-	74	-19.5	348	168	V
			* 15.888494	41.94	ADR	41.1	-40.14	0.21	43.11	54	-10.89	-	-	348	168	V

* - indicates frequency in CFR47 Pt 15 / IC RSS-Restricted Band
PK-U - U-NII: Maximum Peak
ADR - U-NII AD primary method, RMS average

UL LLC.
47173 Benicia Street, Fremont, CA 94538; USA. TEL:(510) 319-4000 FAX:(510) 661-0888
This report shall not be reproduced except in full, without the written approval of UL LLC.

HARMONICS AND SPURIOUS EMISSIONS (LOW CHANNEL / 5745MHz)

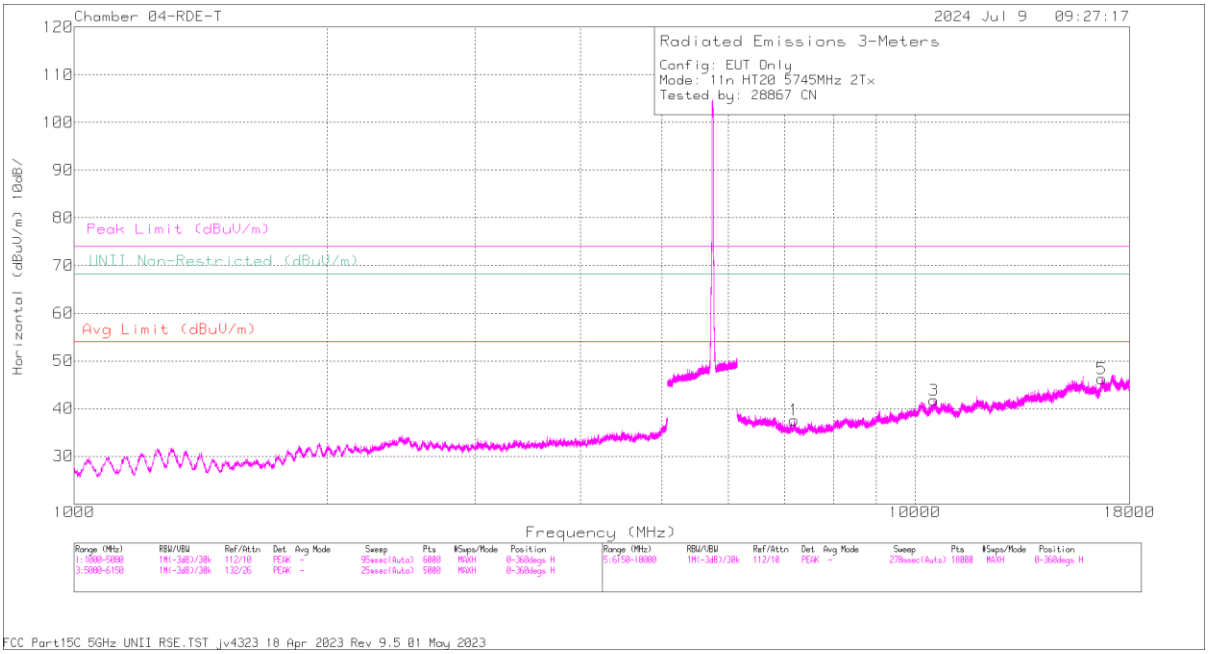

HORIZONTAL

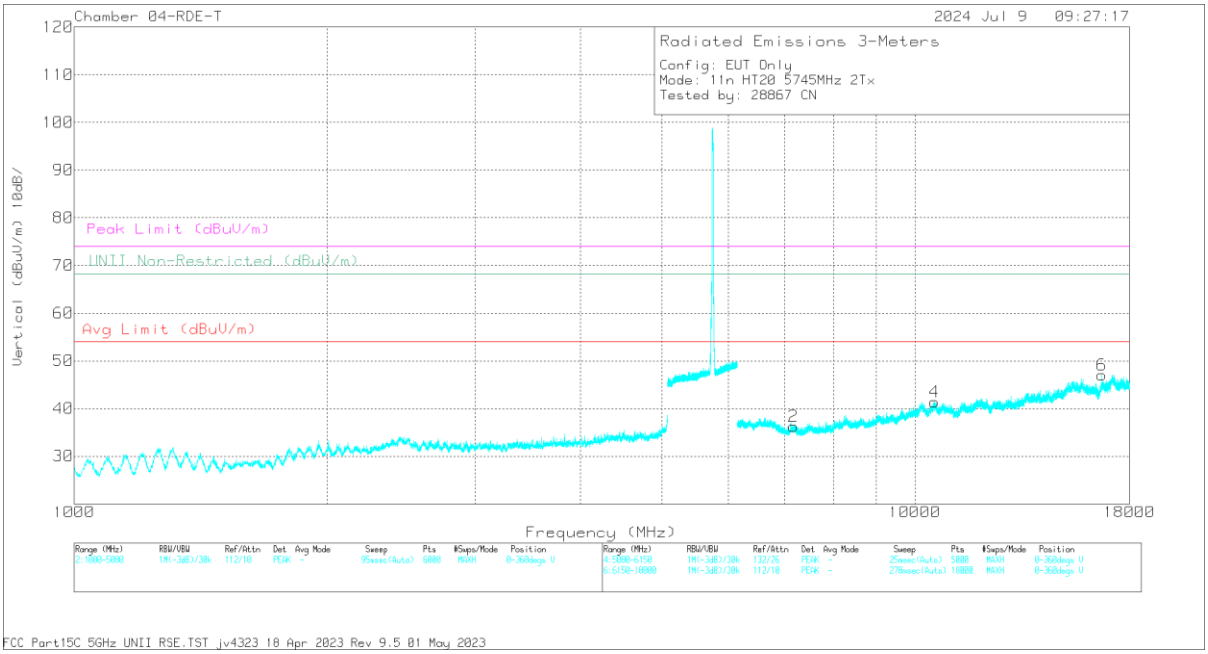

VERTICAL

UL LLC.
47173 Benicia Street, Fremont, CA 94538; USA. TEL:(510) 319-4000 FAX:(510) 661-0888
This report shall not be reproduced except in full, without the written approval of UL LLC.

RADIATED EMISSIONS

Marker	Frequency (MHz)	Meter Reading (dBuV)	Det	80430 3m ACF (dB/m)	Gain/Loss (dB)	DCCF (dB)	Corrected Reading (dBuV/m)	Avg Limit (dBuV/m)	Margin (dB)	Peak Limit (dBuV/m)	PK Margin (dB)	Azimuth (Degs)	Height (cm)	Polarity
2	7166.236	55.84	PK-U	35.4	-44.39	0	46.85	-	-	68.2	-21.35	151	323	V
1	7181.28	55.04	PK-U	35.4	-43.99	0	46.45	-	-	68.2	-21.75	327	246	H
3	10535.153	53.64	PK-U	38	-41.57	0	50.07	-	-	68.2	-18.13	231	109	H
4	10544.549	54.79	PK-U	38	-41.83	0	50.96	-	-	68.2	-17.24	294	208	V
6	16691.705	52.54	PK-U	41.3	-39.73	0	54.11	-	-	68.2	-14.09	135	145	V
5	16694.08	52.69	PK-U	41.3	-39.69	0	54.3	-	-	68.2	-13.9	328	328	H

PK-U - U-NII: Maximum Peak

UL LLC.
47173 Benicia Street, Fremont, CA 94538; USA. TEL:(510) 319-4000 FAX:(510) 661-0888
This report shall not be reproduced except in full, without the written approval of UL LLC.

1.1.33. 802.11be MIMO MODE IN UNII-3 BAND – SPURIOUS EMISSIONS

20MHz

UNII-3	Channel Frequency (MHz)	Ant. #	Frequency (GHz)	Meter Reading (dBuV)	Det	AF (dB/m)	Amp/Cbl/ Fltr/Pad (dB)	DCCF (dB)	Correct Reading (dBuV/m)	Avg Limit (dBuV/m)	Avg Margin (dB)	Pk Limit (dBuV/m)	Pk Margin (dB)	Azimuth (Degs)	Height (cm)	Polarity
11be (SU Mode / Highest Power)	5745	6 + 5	* 2.34955	57.87	PK-U	32.4	-46.8	0	43.47	-	-	74	-30.53	189	250	H
			* 2.347884	45.7	ADR	32.4	-46.81	0	31.29	54	-22.71	-	-	189	250	H
			* 2.348897	57.41	PK-U	32.4	-46.8	0	43.01	-	-	74	-30.99	325	318	V
			* 2.34774	45.58	ADR	32.4	-46.83	0	31.15	54	-22.85	-	-	325	318	V
			* 9.456506	53.26	PK-U	37	-41.35	0	48.91	-	-	74	-25.09	159	199	H
			* 9.458953	41.79	ADR	37	-41.4	0	37.39	54	-16.61	-	-	159	199	H
			* 15.912582	54.11	PK-U	41.3	-39.2	0	56.21	-	-	74	-17.79	170	290	H
			* 15.911429	42.11	ADR	41.3	-39.2	0	44.21	54	-9.79	-	-	170	290	H
			* 9.466833	53.51	PK-U	37.1	-41.38	0	49.23	-	-	74	-24.77	205	347	V
			* 9.463731	41.95	ADR	37.1	-41.37	0	37.68	54	-16.32	-	-	205	347	V
			* 15.913512	53.89	PK-U	41.3	-39.15	0	56.04	-	-	74	-17.96	310	200	V
			* 15.914565	42.34	ADR	41.3	-39.16	0	44.48	54	-9.52	-	-	310	200	V
	5785	6 + 5	* 2.360673	57.55	PK-U	32.4	-46.8	0	43.15	-	-	74	-30.85	325	198	H
			* 2.313313	45.81	ADR	32.4	-46.9	0	31.31	54	-22.69	-	-	325	198	H
			* 2.385834	57	PK-U	32.5	-47	0	42.5	-	-	74	-31.5	120	277	V
			* 2.384428	45.51	ADR	32.5	-47	0	31.01	54	-22.99	-	-	120	277	V
			* 8.187165	52.34	PK-U	36.1	-40.77	0	47.67	-	-	74	-26.33	288	101	H
			* 8.188623	41.06	ADR	36.1	-40.66	0	36.5	54	-17.5	-	-	288	101	H
			* 15.690491	53.47	PK-U	41.1	-38.8	0	55.77	-	-	74	-18.23	315	189	H
			* 15.690243	41.97	ADR	41.1	-38.8	0	44.27	54	-9.73	-	-	315	189	H
			* 8.192287	51.98	PK-U	36.1	-40.77	0	47.31	-	-	74	-26.69	110	200	V
			* 8.190402	40.77	ADR	36.1	-40.7	0	36.17	54	-17.83	-	-	110	200	V
			* 15.68623	53.93	PK-U	41.1	-38.88	0	56.15	-	-	74	-17.85	205	271	V
			* 15.686824	42.3	ADR	41.1	-38.82	0	44.58	54	-9.42	-	-	205	271	V
	5825	6 + 5	* 8.333746	52.75	PK-U	36.1	-40.93	0	47.92	-	-	74	-26.08	210	180	H
			* 8.334387	41.17	ADR	36.1	-40.9	0	36.37	54	-17.63	-	-	210	180	H
			* 12.371074	53.14	PK-U	39.1	-40	0	52.24	-	-	74	-21.76	105	256	H
			* 12.374038	41.6	ADR	39.1	-40	0	40.7	54	-13.3	-	-	105	256	H
			* 8.33107	52.86	PK-U	36.1	-41.09	0	47.87	-	-	74	-26.13	300	288	V
			* 8.331546	41.06	ADR	36.1	-41.05	0	36.11	54	-17.89	-	-	300	288	V
			* 12.374367	52.83	PK-U	39.1	-40	0	51.93	-	-	74	-22.07	285	119	V
			* 12.374722	41.76	ADR	39.1	-40	0	40.86	54	-13.14	-	-	285	119	V
			2.478202	57.79	PK-U	32.8	-46.7	0	43.89	-	-	68.2	-24.31	322	189	H
			2.479184	57.34	PK-U	32.8	-46.68	0	43.46	-	-	68.2	-24.74	322	189	V
11be (RU 52 / Index 38 Highest PSD)	5745 (Low Index)	6 + 5	* 11.478204	55.29	PK-U	38.1	-43.71	0	49.68	-	-	74	-24.32	190	101	V
			* 11.488986	42.78	ADR	38.2	-43.57	0	37.41	54	-16.59	-	-	190	101	V
			6.458434	57.54	PK-U	35.7	-45.51	0	47.73	-	-	68.2	-20.47	37	106	V
			6.460575	60.31	PK-U	35.7	-45.56	0	50.45	-	-	68.2	-17.75	86	163	H
			6.818098	60.49	PK-U	35.8	-45.81	0	50.48	-	-	68.2	-17.72	83	221	H
			7.176924	56.14	PK-U	35.8	-45.21	0	46.73	-	-	68.2	-21.47	49	163	V
			7.178066	58.96	PK-U	35.8	-45.16	0	49.6	-	-	68.2	-18.6	73	114	H
	5785 (Mid Index)	6 + 5	* 11.562742	54.65	PK-U	38.2	-43.37	0	49.48	-	-	74	-24.52	114	227	V
			* 11.56223	42.94	ADR	38.2	-43.36	0	37.78	54	-16.22	-	-	114	227	V
			* 15.5894	52.22	PK-U	40.4	-40.2	0	52.42	-	-	74	-21.58	310	227	V
			* 15.589834	40.92	ADR	40.4	-40.21	0	41.11	54	-12.89	-	-	310	227	V
			6.50448	61.62	PK-U	35.7	-45.68	0	51.64	-	-	68.2	-16.56	90	118	H
			6.865548	57.01	PK-U	35.8	-45.77	0	47.04	-	-	68.2	-21.16	74	261	V
			6.865637	60.02	PK-U	35.8	-45.77	0	50.05	-	-	68.2	-18.15	82	202	H
			7.228356	58.14	PK-U	35.8	-45.06	0	48.88	-	-	68.2	-19.32	72	115	H
	5825 (High Index)	6 + 5	* 11.642864	54.29	PK-U	38.4	-43.39	0	49.3	-	-	74	-24.7	122	128	H
			* 11.644177	42.62	ADR	38.4	-43.4	0	37.62	54	-16.38	-	-	122	128	H
			6.549938	61.35	PK-U	35.8	-45.78	0	51.37	-	-	68.2	-16.83	89	126	H
			6.549992	56.64	PK-U	35.8	-45.78	0	46.66	-	-	68.2	-21.54	97	177	V
			6.913638	61.5	PK-U	35.8	-45.99	0	51.31	-	-	68.2	-16.89	71	211	H
			6.914352	58.1	PK-U	35.8	-45.98	0	47.92	-	-	68.2	-20.28	358	129	V
			10.481801	56.66	PK-U	37.6	-44.85	0	49.41	-	-	68.2	-18.79	34	381	V

* - indicates frequency in CFR47 Pt 15 / IC RSS-Restricted Band
PK-U - U-NII: Maximum Peak
ADR - U-NII AD primary method, RMS average

UL LLC.
47173 Benicia Street, Fremont, CA 94538; USA. TEL:(510) 319-4000 FAX:(510) 661-0888
This report shall not be reproduced except in full, without the written approval of UL LLC.

40MHz

UNII-3	Channel Frequency (MHz)	Ant. #	Frequency (GHz)	Meter Reading (dBuV)	Det	AF (dB/m)	Amp/Cbl/ Fltr/Pad (dB)	DCCF (dB)	Correct Reading (dBuV/m)	Avg Limit (dBuV/m)	Avg Margin (dB)	Pk Limit (dBuV/m)	Pk Margin (dB)	Azimuth (Degs)	Height (cm)	Polarity
11be (SU Mode / Highest Power)	5755	6 + 5	* 1.467783	61.81	PK-U	28.1	-49.75	0	40.16	-	-	74	-33.84	106	272	H
			* 1.468674	49.72	ADR	28.1	-49.76	0.1	28.16	54	-25.84	-	-	106	272	H
			* 1.465117	61.58	PK-U	28.1	-49.77	0	39.91	-	-	74	-34.09	359	227	V
			* 1.465483	50.08	ADR	28.1	-49.76	0.1	28.52	54	-25.48	-	-	359	227	V
			6.458747	58.94	PK-U	35.7	-46.05	0	48.59	-	-	68.2	-19.61	189	104	H
			6.466019	57.51	PK-U	35.7	-46.17	0	47.04	-	-	68.2	-21.16	134	134	V
			9.798945	58.98	PK-U	37	-48.32	0	47.66	-	-	68.2	-20.54	66	265	V
			9.823385	59.74	PK-U	37	-48.23	0	48.51	-	-	68.2	-19.69	89	243	H
	5795	6 + 5	* 11.977041	56.8	PK-U	38.8	-45.62	0	49.98	-	-	74	-24.02	85	135	H
			* 11.977579	45.07	ADR	38.8	-45.64	0.1	38.33	54	-15.67	-	-	85	135	H
			* 11.902618	56.09	PK-U	38.7	-45.68	0	49.11	-	-	74	-24.89	42	335	V
			* 11.902916	44.64	ADR	38.7	-45.69	0.1	37.75	54	-16.25	-	-	42	335	V
			2.92128	59.33	PK-U	32.5	-48.9	0	42.93	-	-	68.2	-25.27	235	265	H
			2.924614	59.37	PK-U	32.5	-48.87	0	43	-	-	68.2	-25.2	221	114	V
			6.870766	56.59	PK-U	35.8	-46.5	0	45.89	-	-	68.2	-22.31	81	113	V
			6.885811	58.76	PK-U	35.8	-46.52	0	48.04	-	-	68.2	-20.16	104	158	H
11be (RU 242 / Index 61 Highest PSD)	5755	6 + 5	3.035743	59.62	PK-U	33	-48.66	0	43.96	-	-	68.2	-24.24	17	189	V
			3.036622	59.4	PK-U	33	-48.63	0	43.77	-	-	68.2	-24.43	227	266	H
			6.465518	57.3	PK-U	35.7	-46.19	0	46.81	-	-	68.2	-21.39	298	229	V
			6.466225	58.58	PK-U	35.7	-46.17	0	48.11	-	-	68.2	-20.09	354	228	H
			*12.409746	56.51	PK-U	38.8	-45.1	0	50.21	-	-	74	-23.79	106	284	H
			*12.412408	44.78	ADR	38.8	-45.08	0	38.5	54	-15.5	-	-	106	284	H
			*12.413371	56.88	PK-U	38.8	-45.08	0	50.6	-	-	74	-23.4	4	290	V
			*12.415138	44.92	ADR	38.8	-45.13	0	38.59	54	-15.41	-	-	4	290	V
11be (RU 242 / Index 62 Highest PSD)	5795	6 + 5	3.207818	58.45	PK-U	32.8	-47.85	0	43.4	-	-	68.2	-24.8	91	358	V
			3.208865	57.95	PK-U	32.8	-47.83	0	42.92	-	-	68.2	-25.28	207	260	H
			6.523828	59.64	PK-U	35.7	-45.96	0	49.38	-	-	68.2	-18.82	2	106	H
			6.525164	57.87	PK-U	35.7	-45.95	0	47.62	-	-	68.2	-20.58	319	112	V
			*11.498358	55.87	PK-U	38.2	-45.3	0	48.77	-	-	74	-25.23	256	155	H
			*11.49862	44.46	ADR	38.2	-45.29	0	37.37	54	-16.63	-	-	256	155	H
			*11.501019	55.99	PK-U	38.2	-45.27	0	48.92	-	-	74	-25.08	340	252	V
			*11.502759	44.62	ADR	38.2	-45.31	0	37.51	54	-16.49	-	-	340	252	V

* - indicates frequency in CFR47 Pt 15 / IC RSS-Restricted Band
PK-U - U-NII: Maximum Peak
ADR - U-NII AD primary method, RMS average

UL LLC.
47173 Benicia Street, Fremont, CA 94538; USA. TEL:(510) 319-4000 FAX:(510) 661-0888
This report shall not be reproduced except in full, without the written approval of UL LLC.

80MHz

UNII-3	Channel Frequency (MHz)	Ant. #	Frequency (GHz)	Meter Reading (dBuV)	Det	AF (dB/m)	Amp/Cbl/ Fltr/Pad (dB)	DCCF (dB)	Correct Reading (dBuV/m)	Avg Limit (dBuV/m)	Avg Margin (dB)	Pk Limit (dBuV/m)	Pk Margin (dB)	Azimuth (Degs)	Height (cm)	Polarity
11be (SU Mode / Highest Power)	5775	6 + 5	*3.35655	45.97	ADR	32.7	-47.47	0	31.2	54	-22.8	-	-	42	343	H
			*3.35724	46.02	ADR	32.7	-47.46	0	31.26	54	-22.74	-	-	156	290	V
			*3.357278	57.92	PK-U	32.7	-47.46	0	43.16	-	-	74	-30.84	42	343	H
			*3.357587	57.65	PK-U	32.7	-47.47	0	42.88	-	-	74	-31.12	156	290	V
			*11.471003	44.22	ADR	38.1	-45.22	0	37.1	54	-16.9	-	-	219	276	H
			*11.472451	55.59	PK-U	38.1	-45.22	0	48.47	-	-	74	-25.53	88	257	V
			*11.472562	55.65	PK-U	38.1	-45.21	0	48.54	-	-	74	-25.46	219	276	H
			*11.473829	44.66	ADR	38.1	-45.22	0	37.54	54	-16.46	-	-	88	257	V
			17.203046	56.31	PK-U	41.5	-45.02	0	52.79	-	-	68.2	-15.41	256	349	V
			17.204171	56.39	PK-U	41.5	-44.97	0	52.92	-	-	68.2	-15.28	358	320	H
11be (MRU 52+26 / Index 80 Highest PSD)	5775	6 + 5	7.245833	34.24	Pk	35.6	-19.7	0	50.14	-	-	68.2	-18.06	287	115	H
			7.246755	32.67	Pk	35.6	-19.6	0	48.67	-	-	68.2	-19.53	252	253	V
			8.662119	31.66	Pk	35.9	-17.9	0	49.66	-	-	68.2	-18.54	256	350	H
			8.66284	31	Pk	35.9	-17.9	0	49	-	-	68.2	-19.2	20	294	V
			10.44549	31.48	Pk	37.4	-17.3	0	51.58	-	-	68.2	-16.62	353	188	V
			10.446024	31.4	Pk	37.4	-17.3	0	51.5	-	-	68.2	-16.7	175	194	H
11be (RU 242 / Index 61 Highest PSD)	5775	6 + 5	* 2.259769	58.63	PK-U	31.9	-48.79	0	41.74	-	-	74	-32.26	318	148	H
			* 2.261503	47.2	ADR	32	-48.81	0	30.39	54	-23.61	-	-	318	148	H
			* 2.255672	59.77	PK-U	31.9	-48.84	0	42.83	-	-	74	-31.17	160	181	V
			* 2.25513	47.12	ADR	31.9	-48.88	0	30.14	54	-23.86	-	-	160	181	V
			7.187795	55.53	PK-U	35.4	-44.08	0	46.85	-	-	68.2	-21.35	240	118	V
			7.189382	55.09	PK-U	35.3	-44.16	0	46.23	-	-	68.2	-21.97	310	211	H
			13.774391	53.85	PK-U	39.5	-41.83	0	51.52	-	-	68.2	-16.68	189	298	H
			13.801941	54.14	PK-U	39.5	-41.65	0	51.99	-	-	68.2	-16.21	136	141	V

* - indicates frequency in CFR47 Pt 15 / IC RSS-Restricted Band
PK-U - U-NII: Maximum Peak
ADR - U-NII AD primary method, RMS average

UL LLC.
47173 Benicia Street, Fremont, CA 94538; USA. TEL:(510) 319-4000 FAX:(510) 661-0888
This report shall not be reproduced except in full, without the written approval of UL LLC.

HARMONICS AND SPURIOUS EMISSIONS (LOW CHANNEL / 5745MHz)

SU Mode, LOW CHANNEL RESULTS

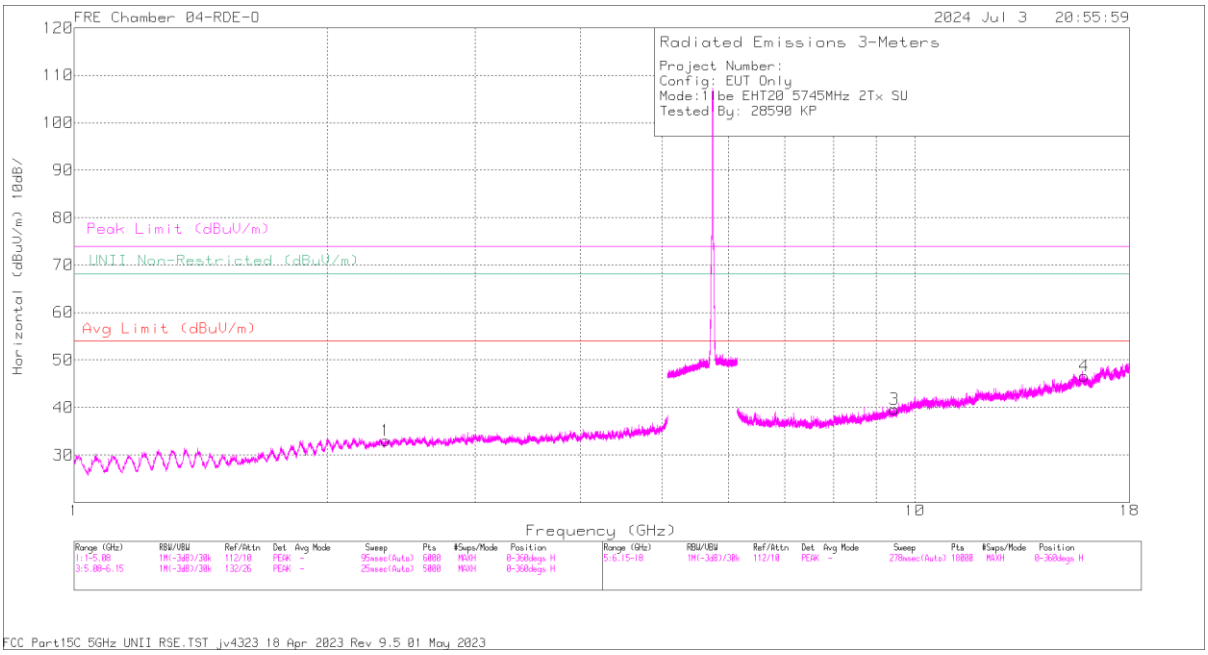

HORIZONTAL

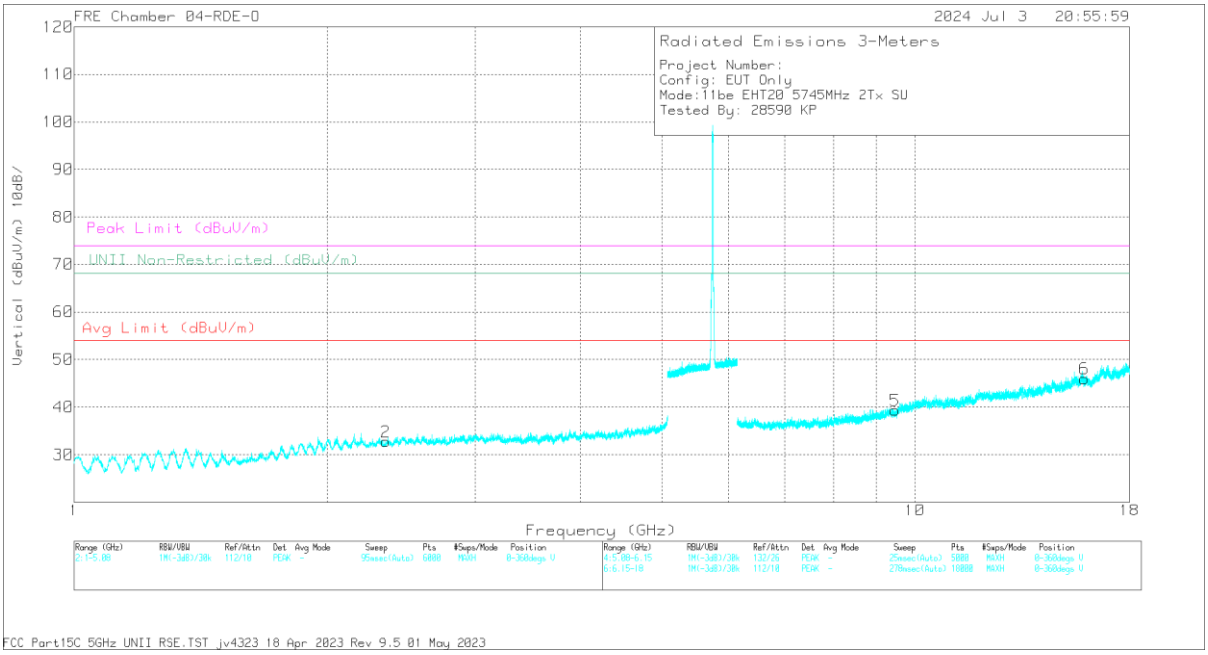

VERTICAL

UL LLC.
47173 Benicia Street, Fremont, CA 94538; USA. TEL:(510) 319-4000 FAX:(510) 661-0888
This report shall not be reproduced except in full, without the written approval of UL LLC.

RADIATED EMISSIONS

Marker	Frequency (GHz)	Meter Reading (dBuV)	Det	80402 1m ACF (dB/m)	Gain/Loss (dB)	DCCF (dB)	Corrected Reading (dBuV/m)	Avg Limit (dBuV/m)	Margin (dB)	Peak Limit (dBuV/m)	PK Margin (dB)	Azimuth (Degs)	Height (cm)	Polarity
1	* 2.34955	57.87	PK-U	32.4	-46.8	0	43.47	-	-	74	-30.53	189	250	H
	* 2.347884	45.7	ADR	32.4	-46.81	0	31.29	54	-22.71	-	-	189	250	H
2	* 2.348897	57.41	PK-U	32.4	-46.8	0	43.01	-	-	74	-30.99	325	318	V
	* 2.34774	45.58	ADR	32.4	-46.83	0	31.15	54	-22.85	-	-	325	318	V
3	* 9.456506	53.26	PK-U	37	-41.35	0	48.91	-	-	74	-25.09	159	199	H
	* 9.458953	41.79	ADR	37	-41.4	0	37.39	54	-16.61	-	-	159	199	H
4	* 15.912582	54.11	PK-U	41.3	-39.2	0	56.21	-	-	74	-17.79	170	290	H
	* 15.911429	42.11	ADR	41.3	-39.2	0	44.21	54	-9.79	-	-	170	290	H
5	* 9.466833	53.51	PK-U	37.1	-41.38	0	49.23	-	-	74	-24.77	205	347	V
	* 9.463731	41.95	ADR	37.1	-41.37	0	37.68	54	-16.32	-	-	205	347	V
6	* 15.913512	53.89	PK-U	41.3	-39.15	0	56.04	-	-	74	-17.96	310	200	V
	* 15.914565	42.34	ADR	41.3	-39.16	0	44.48	54	-9.52	-	-	310	200	V

* - indicates frequency in CFR47 Pt 15 / IC RSS-Restricted Band
PK-U - U-NII: Maximum Peak
ADR - U-NII AD primary method, RMS average

UL LLC.
47173 Benicia Street, Fremont, CA 94538; USA. TEL:(510) 319-4000 FAX:(510) 661-0888
This report shall not be reproduced except in full, without the written approval of UL LLC.

HARMONICS AND SPURIOUS EMISSIONS (LOW CHANNEL / 5745MHz)

RU 52, LOW CHANNEL RESULTS

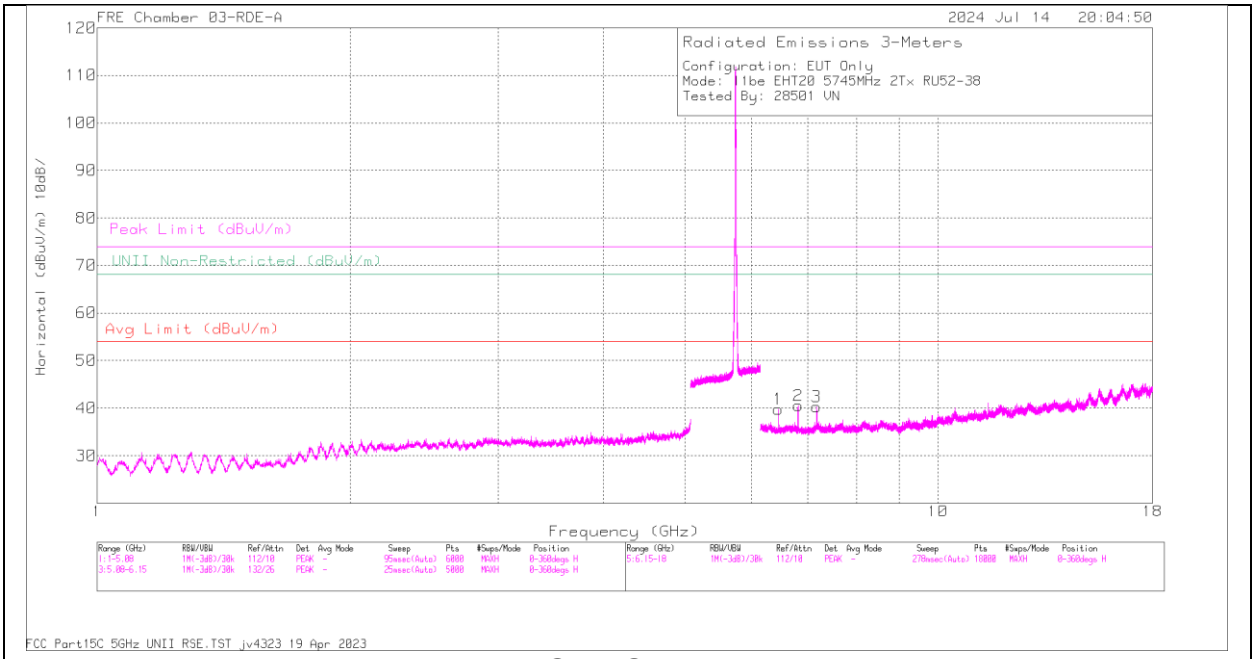

HORIZONTAL

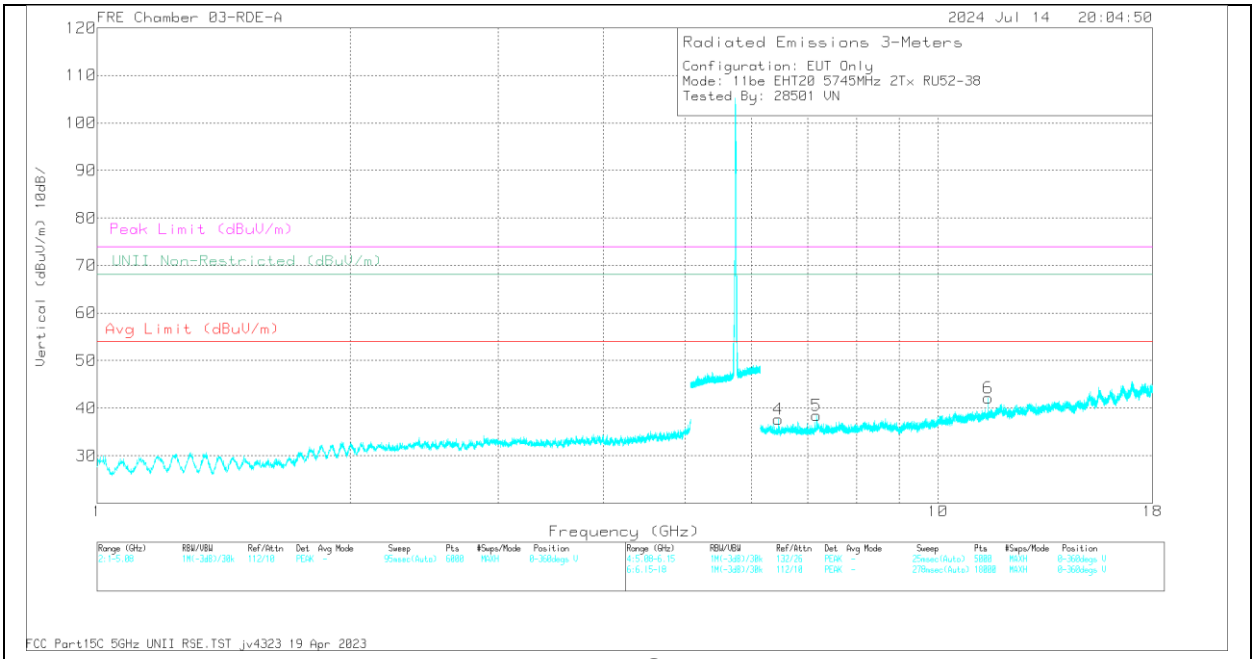

VERTICAL

UL LLC.
47173 Benicia Street, Fremont, CA 94538; USA. TEL:(510) 319-4000 FAX:(510) 661-0888
This report shall not be reproduced except in full, without the written approval of UL LLC.

RADIATED EMISSIONS

Markers	Frequency (GHz)	Meter Reading (dBuV)	Det	226673 ACF (dB/m)	Gain/Loss (dB)	DCCF (dB)	Corrected Reading (dBuV/m)	Avg Limit (dBuV/m)	Margin (dB)	Peak Limit (dBuV/m)	PK Margin (dB)	Azimuth (Degs)	Height (cm)	Polarity
6	* 11.478204	55.29	PK-U	38.1	-43.71	0	49.68	-	-	74	-24.32	190	101	V
	* 11.488986	42.78	ADR	38.2	-43.57	0	37.41	54	-16.59	-	-	190	101	V
4	6.458434	57.54	PK-U	35.7	-45.51	0	47.73	-	-	68.2	-20.47	37	106	V
1	6.460575	60.31	PK-U	35.7	-45.56	0	50.45	-	-	68.2	-17.75	86	163	H
2	6.818098	60.49	PK-U	35.8	-45.81	0	50.48	-	-	68.2	-17.72	83	221	H
5	7.176924	56.14	PK-U	35.8	-45.21	0	46.73	-	-	68.2	-21.47	49	163	V
3	7.178066	58.96	PK-U	35.8	-45.16	0	49.6	-	-	68.2	-18.6	73	114	H

* - indicates frequency in CFR47 Pt 15 / IC RSS-Restricted Band
PK-U - U-NII: Maximum Peak
ADR - U-NII AD primary method, RMS average

UL LLC.
47173 Benicia Street, Fremont, CA 94538; USA. TEL:(510) 319-4000 FAX:(510) 661-0888
This report shall not be reproduced except in full, without the written approval of UL LLC.

1.2. WORST CASE BELOW 1 GHz

SPURIOUS EMISSIONS 30 TO 1000 MHz (WORST-CASE CONFIGURATION)

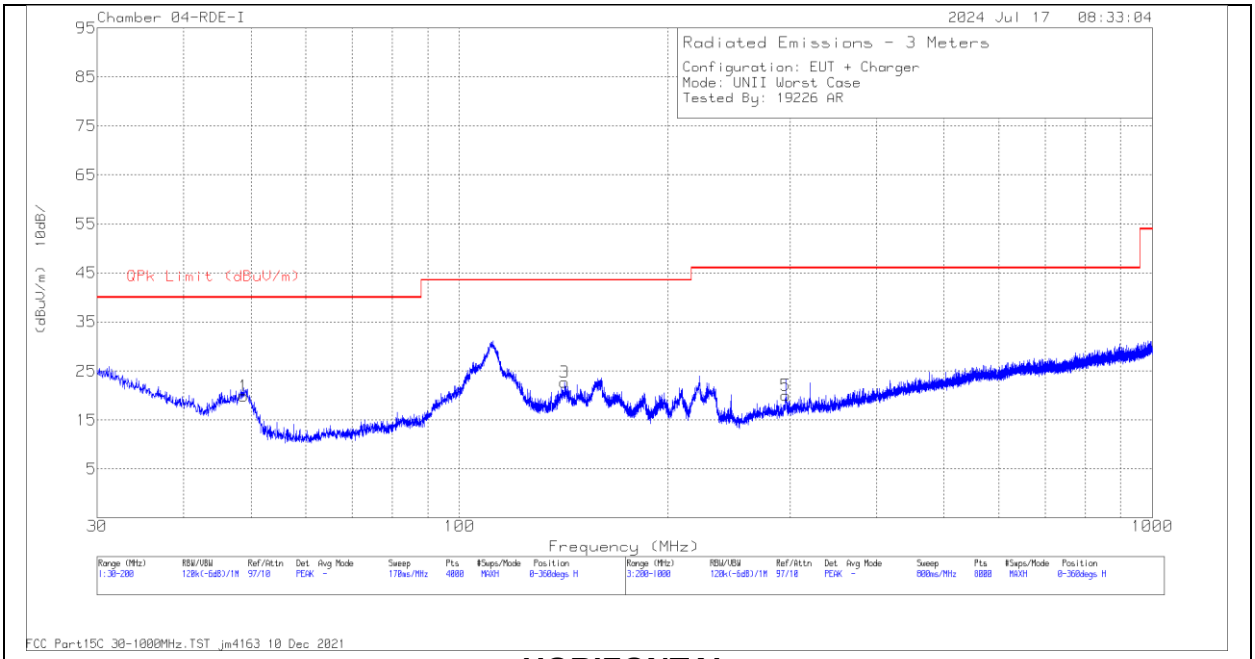

HORIZONTAL

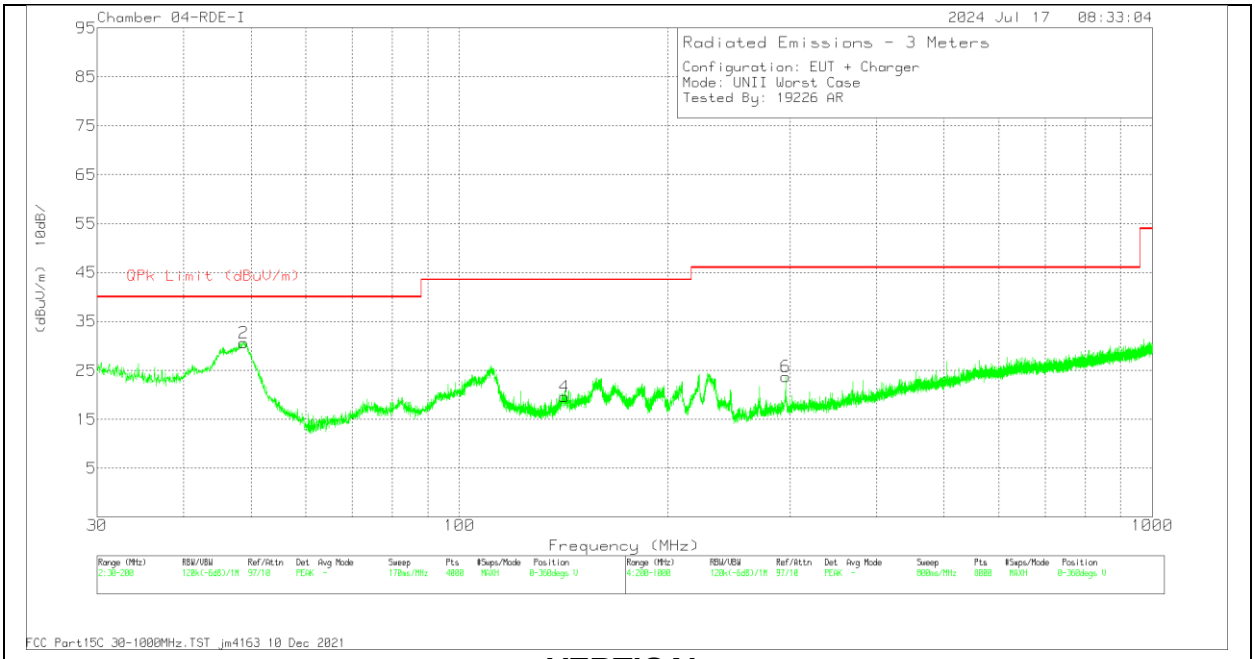

VERTICAL

UL LLC.
47173 Benicia Street, Fremont, CA 94538; USA. TEL:(510) 319-4000 FAX:(510) 661-0888
This report shall not be reproduced except in full, without the written approval of UL LLC.

Below 1GHz Data

Marker	Frequency (MHz)	Meter Reading (dBuV)	Det	80714 ACF (dB/m)	Amp/Cbl (dB)	Corrected Reading (dBuV/m)	QPk Limit (dBuV/m)	Margin (dB)	Azimuth (Degs)	Height (cm)	Polarity
1	48.868	33.89	Qp	14.7	-31.1	17.49	40	-22.51	269	386	H
2	48.885	42.71	Qp	14.7	-31.1	26.31	40	-13.69	184	140	V
3	141.973	27.69	Qp	18.8	-30.4	16.09	43.52	-27.43	256	130	H
4	142.23	23.69	Qp	18.8	-30.4	12.09	43.52	-31.43	210	142	V
6	295.373	30.64	Qp	19.1	-29.7	20.04	46.02	-25.98	37	161	V
5	295.376	30.52	Qp	19.1	-29.7	19.92	46.02	-26.1	133	104	H

Qp - Quasi-Peak detector

UL LLC.
47173 Benicia Street, Fremont, CA 94538; USA. TEL:(510) 319-4000 FAX:(510) 661-0888
This report shall not be reproduced except in full, without the written approval of UL LLC.

1.3. WORST CASE 18-26 GHz

SPURIOUS EMISSIONS 18-26 GHz (WORST-CASE CONFIGURATION)

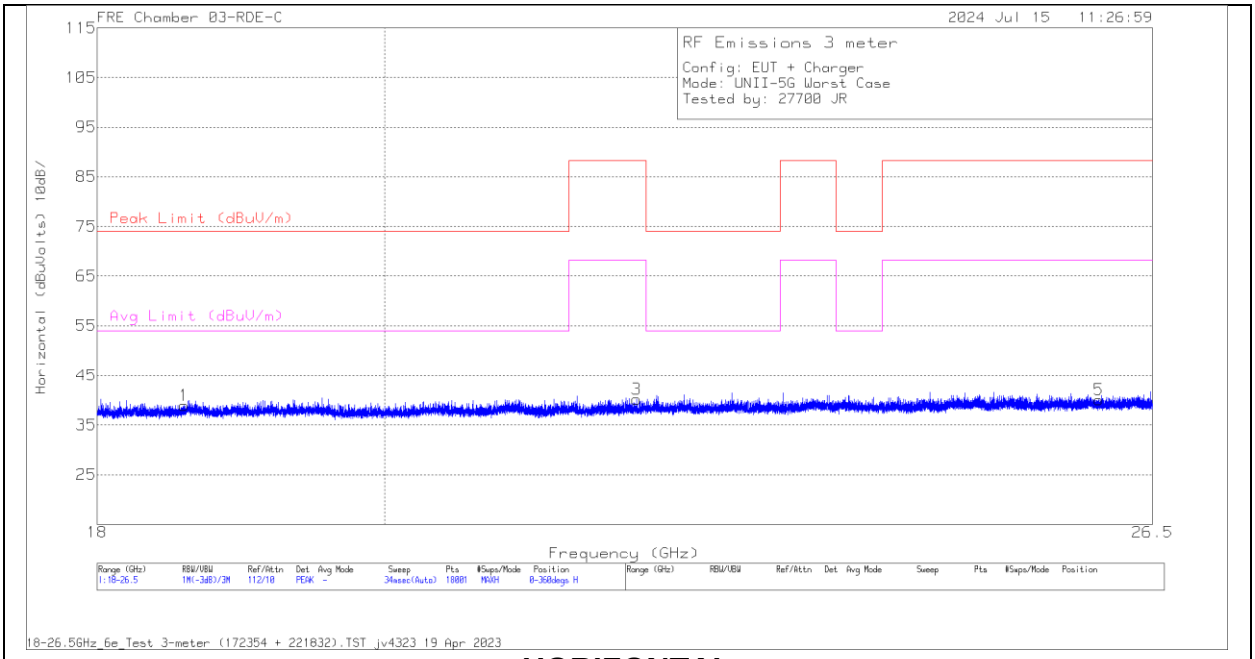

HORIZONTAL

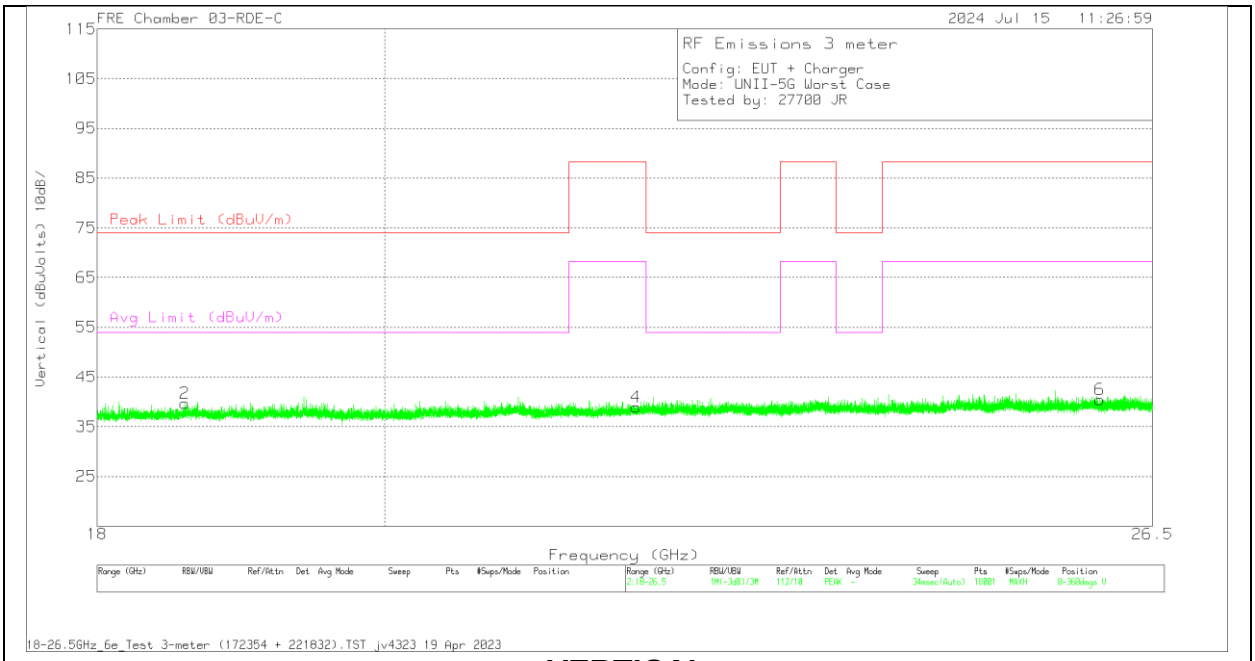

VERTICAL

UL LLC.
47173 Benicia Street, Fremont, CA 94538; USA. TEL:(510) 319-4000 FAX:(510) 661-0888
This report shall not be reproduced except in full, without the written approval of UL LLC.

18 – 26GHz Data

Marker	Frequency (GHz)	Meter Reading (dBuV)	Det	172354 3m AF (dB/m)	18-26GHz Amp	Cbl (dB)	Corrected Reading (dBuV/m)	Avg Limit (dBuV/m)	Margin (dB)	Peak Limit (dBuV/m)	PK Margin (dB)	Azimuth (Degs)	Height (cm)	Polarity
1	* 18.582722	57.54	Pk	32.3	-63.2	12.3	38.94	54	-15.06	74	-35.06	0-360	200	H
2	* 18.587444	58.26	Pk	32.3	-63.2	12.3	39.66	54	-14.34	74	-34.34	0-360	101	V
4	21.930776	54.65	Pk	33.1	-62.1	13.3	38.95	54	-15.05	74	-45.05	0-360	200	V
3	21.936443	55.89	Pk	33.1	-62.1	13.3	40.19	54	-13.81	74	-33.81	0-360	101	H
5	25.98433	53.03	Pk	34	-61.2	14.2	40.03	54	-13.97	74	-33.97	0-360	101	H
6	25.992357	53.31	Pk	34	-61.1	14.2	40.41	54	-13.59	74	-33.59	0-360	101	V

* - indicates frequency in CFR47 Pt 15 / IC RSS-Restricted Band
Pk - Peak detector

UL LLC.
47173 Benicia Street, Fremont, CA 94538; USA. TEL:(510) 319-4000 FAX:(510) 661-0888
This report shall not be reproduced except in full, without the written approval of UL LLC.

1.4. WORST CASE 26-40 GHz

SPURIOUS EMISSIONS 26-40 GHz (WORST-CASE CONFIGURATION)

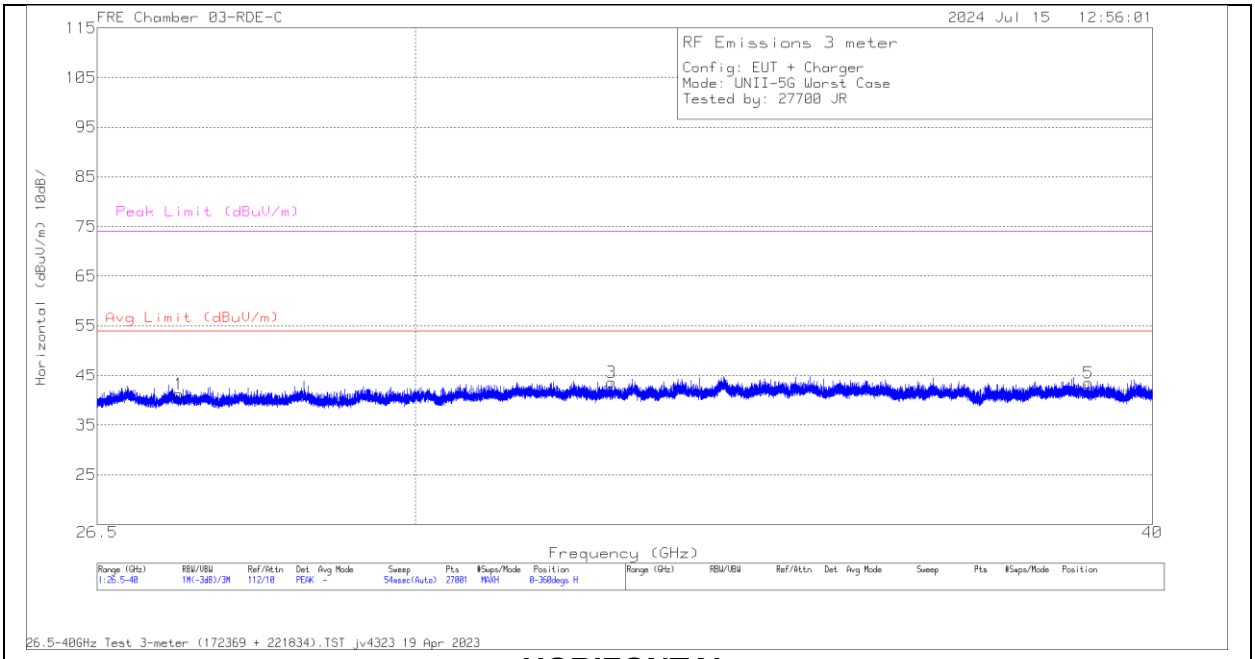

HORIZONTAL

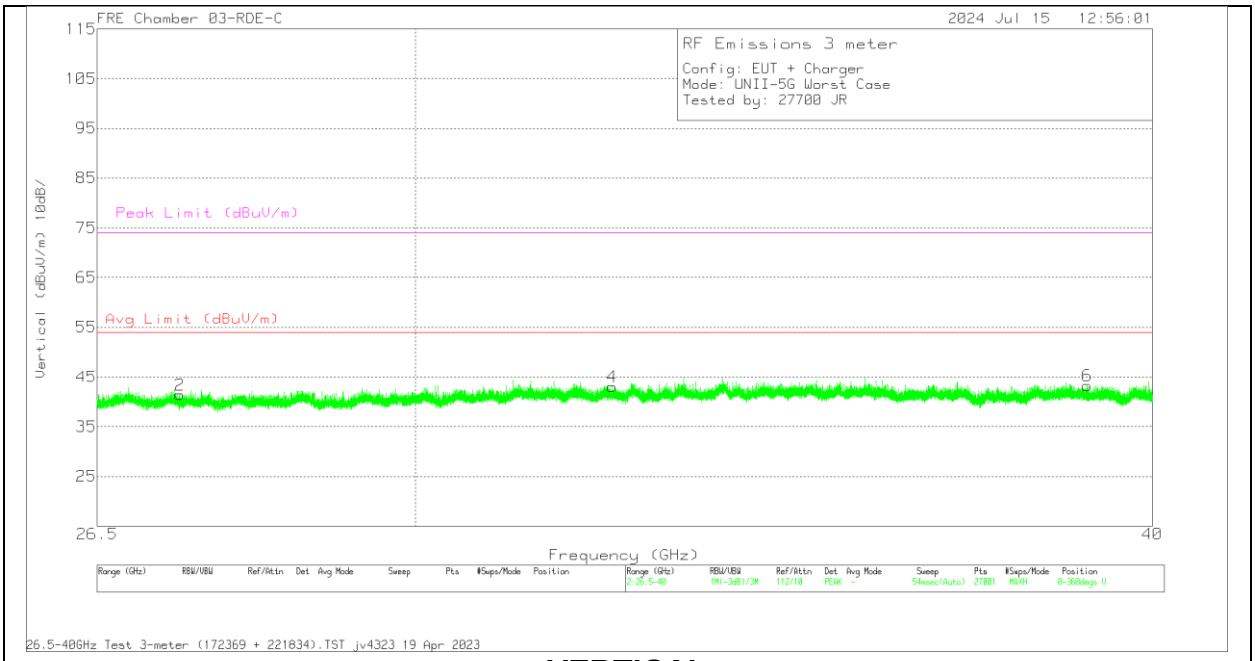

VERTICAL

UL LLC.
47173 Benicia Street, Fremont, CA 94538; USA. TEL:(510) 319-4000 FAX:(510) 661-0888
This report shall not be reproduced except in full, without the written approval of UL LLC.

26 – 40GHz Data

Marker	Frequency (GHz)	Meter Reading (dBuV)	Det	172369 3m AF (dB/m)	221834 amp/cbl (dB)	Cbl (dB)	Corrected Reading (dBuV/m)	Avg Limit (dBuV/m)	Margin (dB)	Peak Limit (dBuV/m)	PK Margin (dB)	Azimuth (Degs)	Height (cm)	Polarity
5	* 39.011	53.57	Pk	38.2	-66.7	18.4	43.47	54	-10.53	74	-30.53	0-360	101	H
6	* 38.9925	53.38	Pk	38.2	-66.7	18.4	43.28	54	-10.72	74	-30.72	0-360	200	V
1	27.364	53.71	Pk	35.7	-63.2	15	41.21	54	-12.79	74	-32.79	0-360	200	H
2	27.3645	53.9	Pk	35.7	-63.2	15	41.4	54	-12.6	74	-32.6	0-360	200	V
3	32.3925	52.1	Pk	36.6	-61.6	16.5	43.6	54	-10.4	74	-30.4	0-360	101	H
4	32.3955	51.54	Pk	36.6	-61.6	16.5	43.04	54	-10.96	74	-30.96	0-360	101	V

* - indicates frequency in CFR47 Pt 15 / IC RSS-Restricted Band
Pk - Peak detector

UL LLC.
47173 Benicia Street, Fremont, CA 94538; USA. TEL:(510) 319-4000 FAX:(510) 661-0888
This report shall not be reproduced except in full, without the written approval of UL LLC.

2. AC POWERLINE CONDUCTED EMISSIONS

LIMITS

FCC §15.207 (a)

RSS-Gen 8.8

Frequency of Emission (MHz)	Conducted Limit (dBµV)	
	Quasi-peak	Average
0.15-0.5	66 to 56 *	56 to 46 *
0.5-5	56	46
5-30	60	50

*Decreases with the logarithm of the frequency.

TEST PROCEDURE

The EUT is placed on a non-conducting table 40 cm from the vertical ground plane and 80 cm above the horizontal ground plane. The EUT is configured in accordance with ANSI C63.10.

The receiver is set to a resolution bandwidth of 9 kHz. Peak detection is used unless otherwise noted as quasi-peak or average.

Line conducted data is recorded for both NEUTRAL and HOT lines.

RESULTS

UL LLC.
47173 Benicia Street, Fremont, CA 94538; USA. TEL:(510) 319-4000 FAX:(510) 661-0888
This report shall not be reproduced except in full, without the written approval of UL LLC.

2.1. AC POWER LINE WITH LAPTOP

LINE 1 RESULTS

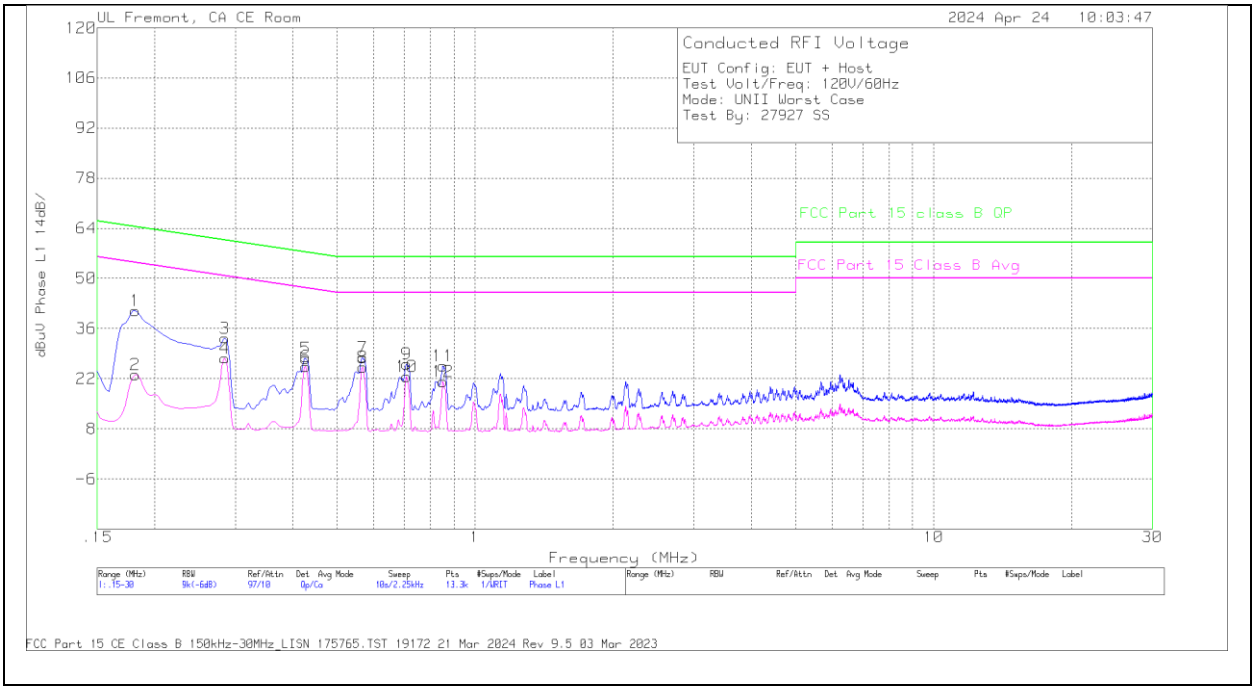

Range 1: Phase L1 .15 - 30MHz													
Marker	**Frequency (MHz)**	**Meter Reading (dBuV)**	**Det**	**Cbl (dB)**	**LISN (dB)**	**Trns Limiter (dB)**	**10 dB Pad**	**DCCF (dB)**	**Corrected Reading dBuV**	**FCC Part 15 Class B Avg dBuV**	**Margin (dB)**	**FCC Part 15 class B QP dBuV**	**Margin (dB)**
2	.1815	3.36	Ca	.1	.1	9.4	10	.12	23.08	54.42	-31.34	-	-
4	.285	8.11	Ca	.1	0	9.4	10	.12	27.73	50.67	-22.94	-	-
6	.4268	5.91	Ca	.1	0	9.3	10	.12	25.43	47.32	-21.89	-	-
8	.5685	5.66	Ca	.1	0	9.3	10	.12	25.18	46	-20.82	-	-
10	.7103	3.01	Ca	.1	0	9.3	10	.12	22.53	46	-23.47	-	-
12	.852	1.68	Ca	.1	0	9.3	10	.12	21.2	46	-24.8	-	-
1	.1815	21.32	Qp	.1	.1	9.4	10	.12	41.04	-	-	64.42	-23.38
3	.285	13.72	Qp	.1	0	9.4	10	.12	33.34	-	-	60.67	-27.33
5	.4268	8.11	Qp	.1	0	9.3	10	.12	27.63	-	-	57.32	-29.69
7	.5685	8.34	Qp	.1	0	9.3	10	.12	27.86	-	-	56	-28.14
9	.7103	6.56	Qp	.1	0	9.3	10	.12	26.08	-	-	56	-29.92
11	.852	6.02	Qp	.1	0	9.3	10	.12	25.54	-	-	56	-30.46

Qp - Quasi-Peak detector
Ca - CISPR average detection

UL LLC.
47173 Benicia Street, Fremont, CA 94538; USA. TEL:(510) 319-4000 FAX:(510) 661-0888
This report shall not be reproduced except in full, without the written approval of UL LLC.

LINE 2 RESULTS

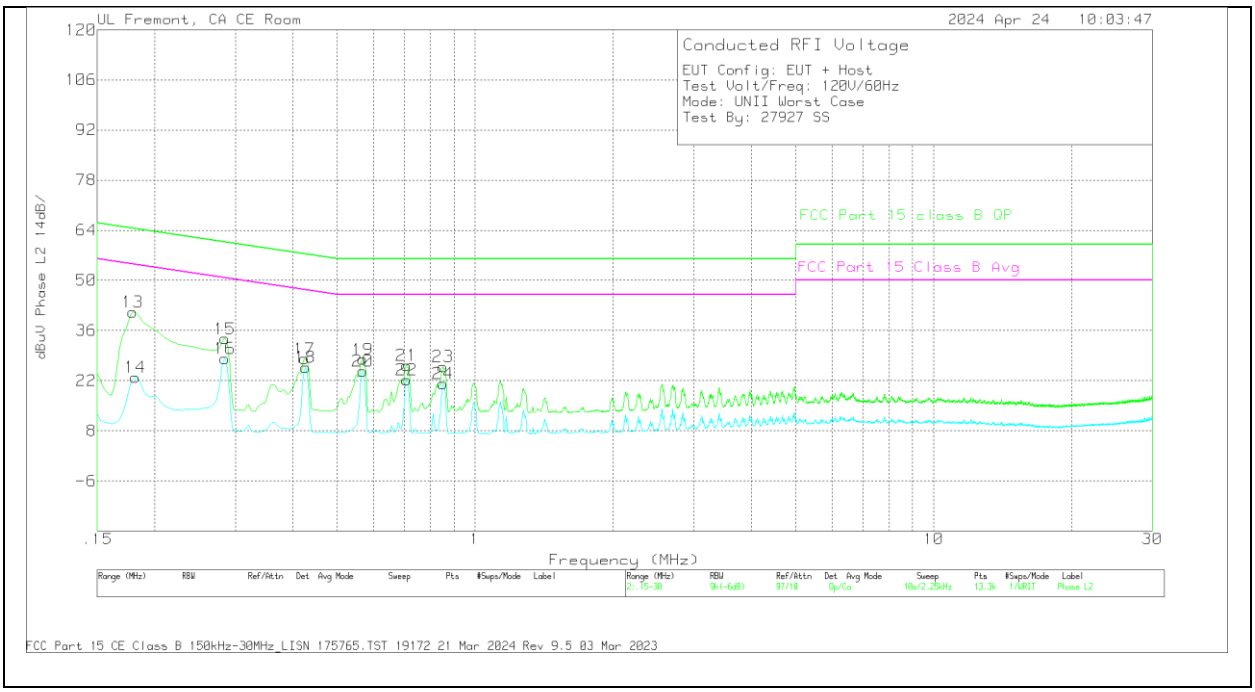

Range 2: Phase L2 .15 - 30MHz													
Marker	**Frequency (MHz)**	**Meter Reading (dBuV)**	**Det**	**Cbl (dB)**	**LISN (dB)**	**Trns Limiter (dB)**	**10 dB Pad**	**DCCF (dB)**	**Corrected Reading dBuV**	**FCC Part 15 Class B Avg dBuV**	**Margin (dB)**	**FCC Part 15 class B QP dBuV**	**Margin (dB)**
14	.1815	3.29	Ca	.1	0	9.4	10	.12	22.91	54.42	-31.51	-	-
16	.285	8.58	Ca	.1	0	9.4	10	.12	28.2	50.67	-22.47	-	-
18	.4268	6.31	Ca	0	0	9.3	10	.12	25.73	47.32	-21.59	-	-
20	.5685	5.33	Ca	0	0	9.3	10	.12	24.75	46	-21.25	-	-
22	.7103	2.85	Ca	0	0	9.3	10	.12	22.27	46	-23.73	-	-
24	.852	1.75	Ca	0	0	9.3	10	.12	21.17	46	-24.83	-	-
13	.1793	21.59	Qp	.1	0	9.4	10	.12	41.21	-	-	64.52	-23.31
15	.285	14.08	Qp	.1	0	9.4	10	.12	33.7	-	-	60.67	-26.97
17	.4245	8.49	Qp	.1	0	9.4	10	.12	28.11	-	-	57.36	-29.25
19	.5685	8.51	Qp	0	0	9.3	10	.12	27.93	-	-	56	-28.07
21	.7103	6.81	Qp	0	0	9.3	10	.12	26.23	-	-	56	-29.77
23	.852	6.46	Qp	0	0	9.3	10	.12	25.88	-	-	56	-30.12

Qp - Quasi-Peak detector
Ca - CISPR average detection

UL LLC.
47173 Benicia Street, Fremont, CA 94538; USA. TEL:(510) 319-4000 FAX:(510) 661-0888
This report shall not be reproduced except in full, without the written approval of UL LLC.

2.2. AC POWER LINE WITH AC/DC ADAPTER

LINE 1 RESULTS

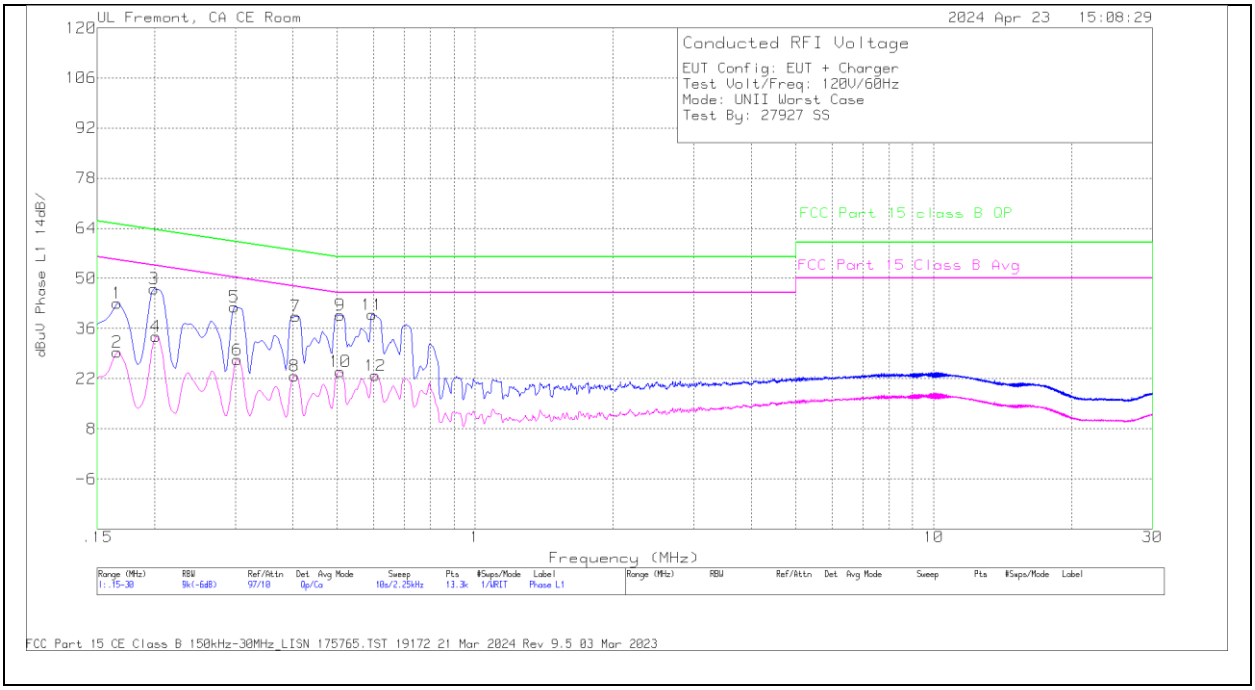

Range 1: Phase L1 .15 - 30MHz													
Marker	**Frequency (MHz)**	**Meter Reading (dBuV)**	**Det**	**Cbl (dB)**	**LISN (dB)**	**Trns Limiter (dB)**	**10 dB Pad**	**DCCF (dB)**	**Corrected Reading dBuV**	**FCC Part 15 Class B Avg dBuV**	**Margin (dB)**	**FCC Part 15 class B QP dBuV**	**Margin (dB)**
2	.1658	9.64	Ca	0	.1	9.5	10	.12	29.36	55.17	-25.81	-	-
4	.2018	14.24	Ca	.1	0	9.4	10	.12	33.86	53.54	-19.68	-	-
6	.303	7.61	Ca	.1	0	9.4	10	.12	27.23	50.16	-22.93	-	-
8	.4043	3.29	Ca	0	0	9.4	10	.12	22.81	47.77	-24.96	-	-
10	.5078	4.54	Ca	0	0	9.3	10	.12	23.96	46	-22.04	-	-
12	.6068	3.32	Ca	0	0	9.4	10	.12	22.84	46	-23.16	-	-
1	.1658	23.37	Qp	0	.1	9.5	10	.12	43.09	-	-	65.17	-22.08
3	.1995	27.4	Qp	.1	.1	9.4	10	.12	47.12	-	-	63.63	-16.51
5	.2985	22.47	Qp	.1	0	9.4	10	.12	42.09	-	-	60.28	-18.19
7	.4065	19.92	Qp	0	0	9.4	10	.12	39.44	-	-	57.72	-18.28
9	.5078	20.35	Qp	0	0	9.3	10	.12	39.77	-	-	56	-16.23
11	.5966	20.32	Qp	0	0	9.4	10	.12	39.84	-	-	56	-16.16

Qp - Quasi-Peak detector
Ca - CISPR average detection

UL LLC.
47173 Benicia Street, Fremont, CA 94538; USA. TEL:(510) 319-4000 FAX:(510) 661-0888
This report shall not be reproduced except in full, without the written approval of UL LLC.

LINE 2 RESULTS

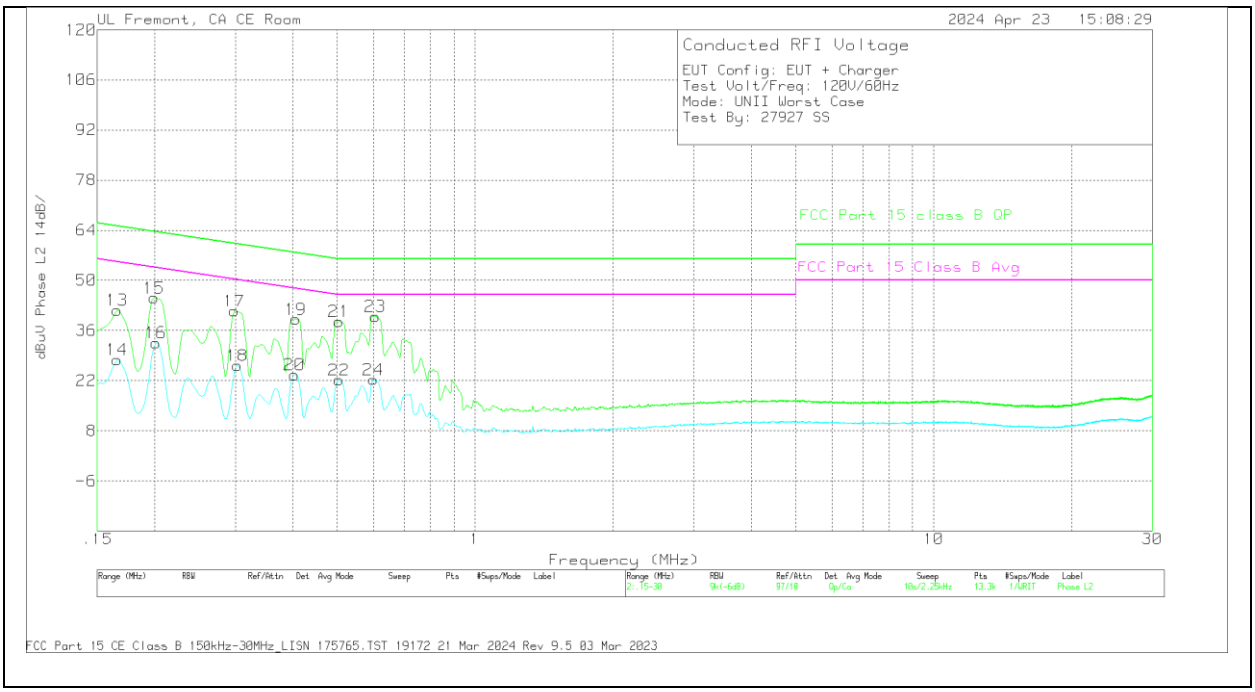

Range 2: Phase L2 .15 - 30MHz													
Marker	**Frequency (MHz)**	**Meter Reading (dBuV)**	**Det**	**Cbl (dB)**	**LISN (dB)**	**Trns Limiter (dB)**	**10 dB Pad**	**DCCF (dB)**	**Corrected Reading dBuV**	**FCC Part 15 Class B Avg dBuV**	**Margin (dB)**	**FCC Part 15 class B QP dBuV**	**Margin (dB)**
14	.1658	8.15	Ca	0	.1	9.5	10	.12	27.87	55.17	-27.3	-	-
16	.2018	12.97	Ca	.1	0	9.4	10	.12	32.59	53.54	-20.95	-	-
18	.303	6.56	Ca	.1	0	9.4	10	.12	26.18	50.16	-23.98	-	-
20	.4043	3.97	Ca	.1	0	9.4	10	.12	23.59	47.77	-24.18	-	-
22	.5055	2.72	Ca	0	0	9.3	10	.12	22.14	46	-23.86	-	-
24	.6	2.68	Ca	.1	0	9.4	10	.12	22.3	46	-23.7	-	-
13	.1658	21.98	Qp	0	.1	9.5	10	.12	41.7	-	-	65.17	-23.47
15	.1995	25.47	Qp	.1	0	9.4	10	.12	45.09	-	-	63.63	-18.54
17	.2985	21.81	Qp	.1	0	9.4	10	.12	41.43	-	-	60.28	-18.85
19	.4065	19.51	Qp	.1	0	9.4	10	.12	39.13	-	-	57.72	-18.59
21	.5055	19.11	Qp	0	0	9.3	10	.12	38.53	-	-	56	-17.47
23	.6068	20.36	Qp	.1	0	9.4	10	.12	39.98	-	-	56	-16.02

Qp - Quasi-Peak detector
Ca - CISPR average detection

UL LLC.
47173 Benicia Street, Fremont, CA 94538; USA. TEL:(510) 319-4000 FAX:(510) 661-0888
This report shall not be reproduced except in full, without the written approval of UL LLC.

3. SETUP PHOTOS

Please refer to setup report 14982489-EP1V1

END OF TEST REPORT

UL LLC.
47173 Benicia Street, Fremont, CA 94538; USA. TEL:(510) 319-4000 FAX:(510) 661-0888

This report shall not be reproduced except in full, without the written approval of UL LLC.