System Performance Check Report for D2600V2 - SN1006

Exposure Conditions

Frequency [MHz] | Channel Number	2600.000 | 0	**TSL Permittivity**	40.1
Group | UID	CW | 0-	**TSL Conductivity [S/m]**	1.87
Conversion Factor	7.5	**Phantom Section | TSL**	Flat | Head Simulating Liquid

Hardware Setup

Probe | Calibration Date	EX3DV4 - SN7810 | 2026-05-06	**Phantom**	Twin-SAM V4.0 (30deg probe tilt)
DAE | Calibration Date	DAE4 Sn1434 | 2026-04-30	**TSL Type**	HBBL-600-10000
Software Version	17.0.4.7034		

Scans Setup

	Area Scan	**Zoom Scan**
Grid Extents [mm]	40.0 x 80.0	30.0 x 30.0 x 31.2
Grid Steps [mm]	10.0 x 10.0	5.0 x 5.0 x 1.5
Sensor Surface [mm]	3.0	1.4
Graded Grid	N/A	Yes
M2/M1 [> 30%]		80.8
Dist 3dB Peak [> Grid Steps Δx, Δy mm]		9.0

Measurement Results

	Area Scan	**Zoom Scan**
psSAR1g [W/Kg]	5.09	**5.01**
psSAR10g [W/Kg]	2.26	**2.28**
Power Drift [±0.2 dB]	N/A	-0.16

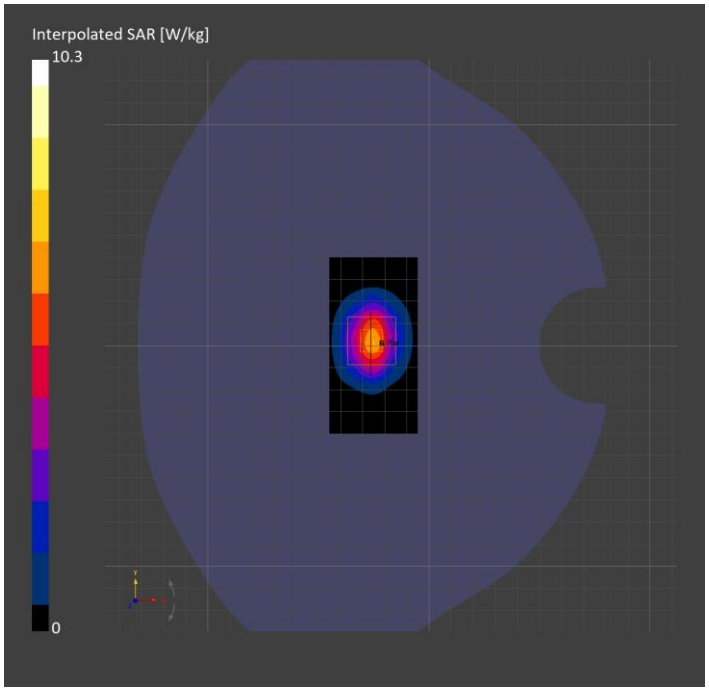

System Performance Check Report for D2300V2 - SN1058

Exposure Conditions

Frequency [MHz] | Channel Number	2300.000 | 0	**TSL Permittivity**	40.0
Group | UID	CW | 0-	**TSL Conductivity [S/m]**	1.68
Conversion Factor	7.74	**Phantom Section | TSL**	Flat | Head Simulating Liquid

Hardware Setup

Probe | Calibration Date	EX3DV4 - SN7810 | 2026-05-06	**Phantom**	Twin-SAM V4.0 (30deg probe tilt)
DAE | Calibration Date	DAE4 Sn1434 | 2026-04-30	**TSL Type**	HBBL-600-10000
Software Version	17.0.4.7034		

Scans Setup

	Area Scan	**Zoom Scan**
Grid Extents [mm]	40.0 x 80.0	30.0 x 30.0 x 31.2
Grid Steps [mm]	10.0 x 10.0	5.0 x 5.0 x 1.5
Sensor Surface [mm]	3.0	1.4
Graded Grid	N/A	Yes
M2/M1 [> 30%]		84.5
Dist 3dB Peak [> Grid Steps Δx, Δy mm]		9.0

Measurement Results

	Area Scan	**Zoom Scan**
psSAR1g [W/Kg]	2.22	**2.20**
psSAR10g [W/Kg]	1.06	**1.08**
Power Drift [±0.2 dB]	N/A	-0.11

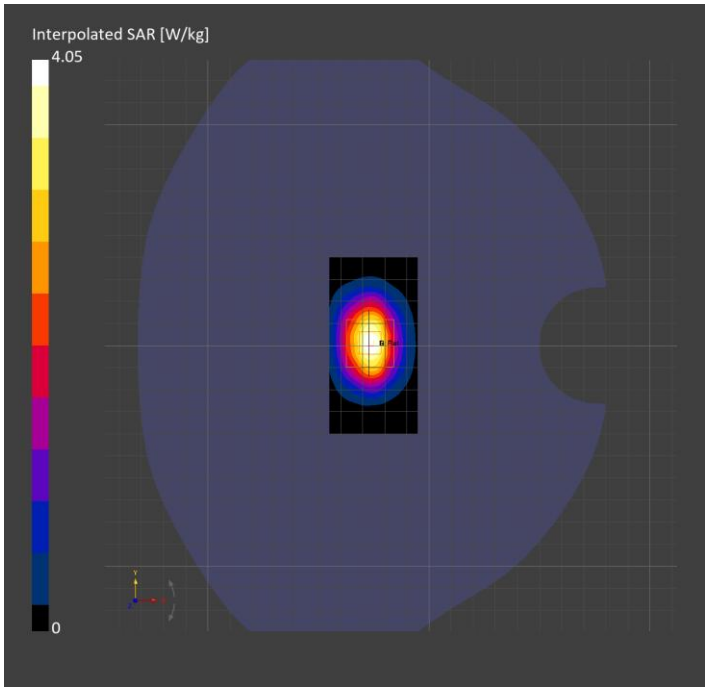

System Performance Check Report for D2300V2 - SN1002

Exposure Conditions

Frequency [MHz] | Channel Number	2300.000 | 0	**TSL Permittivity**	38.1
Group | UID	CW | 0-	**TSL Conductivity [S/m]**	1.64
Conversion Factor	7.74	**Phantom Section | TSL**	Flat | Head Simulating Liquid

Hardware Setup

Probe | Calibration Date	EX3DV4 - SN7810 | 2026-05-06	**Phantom**	Twin-SAM V4.0 (30deg probe tilt)
DAE | Calibration Date	DAE4 Sn1434 | 2026-04-30	**TSL Type**	HBBL-600-10000
Software Version	17.0.4.7034		

Scans Setup

	Area Scan	**Zoom Scan**
Grid Extents [mm]	40.0 x 80.0	30.0 x 30.0 x 31.2
Grid Steps [mm]	10.0 x 10.0	5.0 x 5.0 x 1.5
Sensor Surface [mm]	3.0	1.4
Graded Grid	N/A	Yes
M2/M1 [> 30%]		79.9
Dist 3dB Peak [> Grid Steps Δx, Δy mm]		9.1

Measurement Results

	Area Scan	**Zoom Scan**
psSAR1g [W/Kg]	2.21	**2.26**
psSAR10g [W/Kg]	1.05	**1.11**
Power Drift [±0.2 dB]	N/A	-0.10

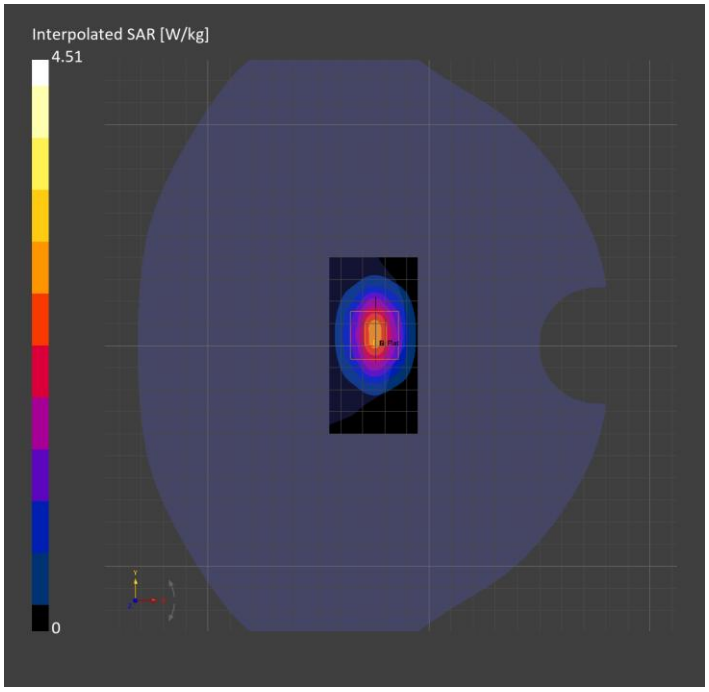

System Performance Check Report for D2600V2 - SN1006

Exposure Conditions

Frequency [MHz] | Channel Number	2600.000 | 0	**TSL Permittivity**	37.5
Group | UID	CW | 0-	**TSL Conductivity [S/m]**	1.87
Conversion Factor	7.5	**Phantom Section | TSL**	Flat | Head Simulating Liquid

Hardware Setup

Probe | Calibration Date	EX3DV4 - SN7810 | 2026-05-06	**Phantom**	Twin-SAM V4.0 (30deg probe tilt)
DAE | Calibration Date	DAE4 Sn1434 | 2026-04-30	**TSL Type**	HBBL-600-10000
Software Version	17.0.4.7034		

Scans Setup

	Area Scan	**Zoom Scan**
Grid Extents [mm]	40.0 x 80.0	30.0 x 30.0 x 31.2
Grid Steps [mm]	10.0 x 10.0	5.0 x 5.0 x 1.5
Sensor Surface [mm]	3.0	1.4
Graded Grid	N/A	Yes
M2/M1 [> 30%]		80.4
Dist 3dB Peak [> Grid Steps Δx, Δy mm]		9.0

Measurement Results

	Area Scan	**Zoom Scan**
psSAR1g [W/Kg]	2.52	**2.55**
psSAR10g [W/Kg]	1.16	**1.17**
Power Drift [±0.2 dB]	N/A	-0.03

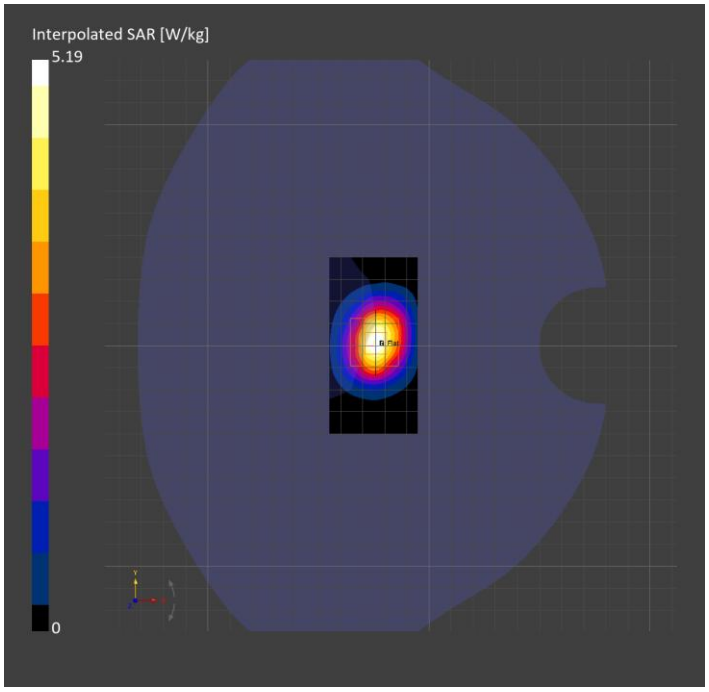

System Performance Check Report for D2300V2 - SN1160

Exposure Conditions

Frequency [MHz] | Channel Number	2300.000 | 0	**TSL Permittivity**	41.7
Group | UID	CW | 0-	**TSL Conductivity [S/m]**	1.64
Conversion Factor	7.74	**Phantom Section | TSL**	Flat | Head Simulating Liquid

Hardware Setup

Probe | Calibration Date	EX3DV4 - SN7810 | 2026-05-06	**Phantom**	Twin-SAM V4.0 (30deg probe tilt)
DAE | Calibration Date	DAE4 Sn1434 | 2026-04-30	**TSL Type**	HBBL-600-10000
Software Version	17.0.4.7034		

Scans Setup

	Area Scan	**Zoom Scan**
Grid Extents [mm]	40.0 x 80.0	30.0 x 30.0 x 31.2
Grid Steps [mm]	10.0 x 10.0	5.0 x 5.0 x 1.5
Sensor Surface [mm]	3.0	1.4
Graded Grid	N/A	Yes
M2/M1 [> 30%]		82.7
Dist 3dB Peak [> Grid Steps Δx, Δy mm]		9.0

Measurement Results

	Area Scan	**Zoom Scan**
psSAR1g [W/Kg]	2.39	**2.37**
psSAR10g [W/Kg]	1.15	**1.17**
Power Drift [±0.2 dB]	N/A	-0.01

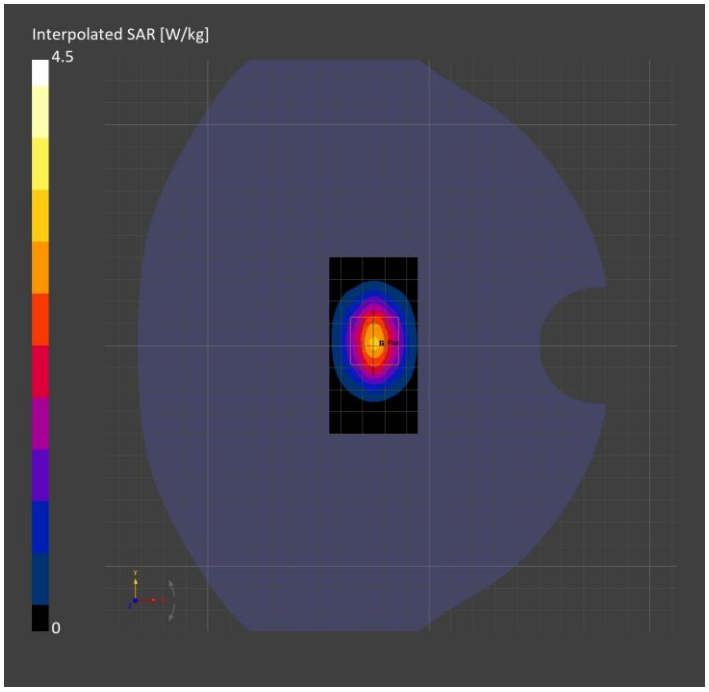

System Performance Check Report for D2300V2 - SN1058

Exposure Conditions

Frequency [MHz] | Channel Number	2300.000 | 0	**TSL Permittivity**	41.5
Group | UID	CW | 0-	**TSL Conductivity [S/m]**	1.67
Conversion Factor	7.22	**Phantom Section | TSL**	Flat | Head Simulating Liquid

Hardware Setup

Probe | Calibration Date	EX3DV4 - SN7482 | 2026-04-15	**Phantom**	Twin-SAM V8.0 (30deg probe tilt)
DAE | Calibration Date	DAE4 Sn1787 | 2026-04-10	**TSL Type**	HBBL-600-10000
Software Version	17.0.4.7034		

Scans Setup

	Area Scan	**Zoom Scan**
Grid Extents [mm]	40.0 x 80.0	30.0 x 30.0 x 31.2
Grid Steps [mm]	10.0 x 10.0	5.0 x 5.0 x 1.5
Sensor Surface [mm]	3.0	1.4
Graded Grid	N/A	Yes
M2/M1 [> 30%]		82.7
Dist 3dB Peak [> Grid Steps Δx, Δy mm]		9.0

Measurement Results

	Area Scan	**Zoom Scan**
psSAR1g [W/Kg]	4.66	**4.69**
psSAR10g [W/Kg]	2.23	**2.27**
Power Drift [±0.2 dB]	N/A	0.02

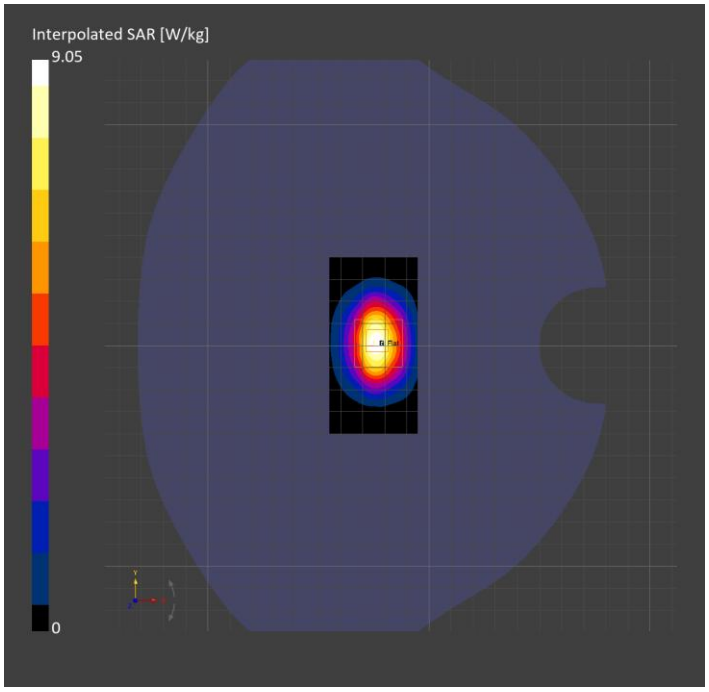

System Performance Check Report for D2300V2 - SN1002

Exposure Conditions

Frequency [MHz] | Channel Number	2300.000 | 0	**TSL Permittivity**	40.0
Group | UID	CW | 0-	**TSL Conductivity [S/m]**	1.65
Conversion Factor	7.22	**Phantom Section | TSL**	Flat | Head Simulating Liquid

Hardware Setup

Probe | Calibration Date	EX3DV4 - SN7482 | 2026-04-15	**Phantom**	Twin-SAM V8.0 (30deg probe tilt)
DAE | Calibration Date	DAE4 Sn1787 | 2026-04-10	**TSL Type**	HBBL-600-10000
Software Version	17.0.4.7034		

Scans Setup

	Area Scan	**Zoom Scan**
Grid Extents [mm]	40.0 x 80.0	30.0 x 30.0 x 31.2
Grid Steps [mm]	10.0 x 10.0	5.0 x 5.0 x 1.5
Sensor Surface [mm]	3.0	1.4
Graded Grid	N/A	Yes
M2/M1 [> 30%]		82.9
Dist 3dB Peak [> Grid Steps Δx, Δy mm]		9.0

Measurement Results

	Area Scan	**Zoom Scan**
psSAR1g [W/Kg]	2.25	**2.29**
psSAR10g [W/Kg]	1.06	**1.12**
Power Drift [±0.2 dB]	N/A	-0.09

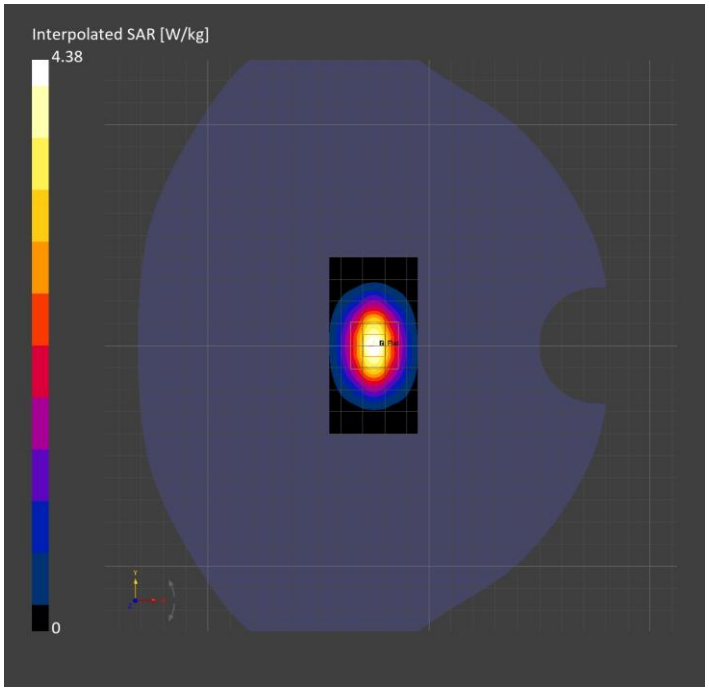

System Performance Check Report for D2600V2 - SN1006

Exposure Conditions

Frequency [MHz] | Channel Number	2600.000 | 0	**TSL Permittivity**	39.4
Group | UID	CW | 0-	**TSL Conductivity [S/m]**	1.90
Conversion Factor	7.0	**Phantom Section | TSL**	Flat | Head Simulating Liquid

Hardware Setup

Probe | Calibration Date	EX3DV4 - SN7482 | 2026-04-15	**Phantom**	Twin-SAM V8.0 (30deg probe tilt)
DAE | Calibration Date	DAE4 Sn1787 | 2026-04-10	**TSL Type**	HBBL-600-10000
Software Version	17.0.4.7034		

Scans Setup

	Area Scan	**Zoom Scan**
Grid Extents [mm]	40.0 x 80.0	30.0 x 30.0 x 31.2
Grid Steps [mm]	10.0 x 10.0	5.0 x 5.0 x 1.5
Sensor Surface [mm]	3.0	1.4
Graded Grid	N/A	Yes
M2/M1 [> 30%]		81.5
Dist 3dB Peak [> Grid Steps Δx, Δy mm]		9.0

Measurement Results

	Area Scan	**Zoom Scan**
psSAR1g [W/Kg]	2.44	**2.50**
psSAR10g [W/Kg]	1.08	**1.15**
Power Drift [±0.2 dB]	N/A	-0.10

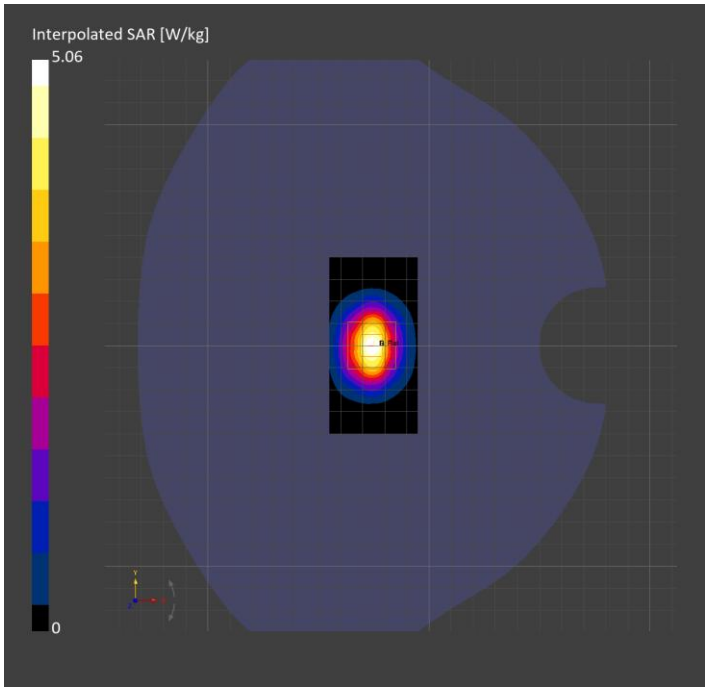

System Performance Check Report for D2300V2 - SN1160

Exposure Conditions

Frequency [MHz] | Channel Number	2300.000 | 0	**TSL Permittivity**	38.4
Group | UID	CW | 0-	**TSL Conductivity [S/m]**	1.62
Conversion Factor	7.22	**Phantom Section | TSL**	Flat | Head Simulating Liquid

Hardware Setup

Probe | Calibration Date	EX3DV4 - SN7482 | 2026-04-15	**Phantom**	Twin-SAM V8.0 (30deg probe tilt)
DAE | Calibration Date	DAE4 Sn1787 | 2026-04-10	**TSL Type**	HBBL-600-10000
Software Version	17.0.4.7034		

Scans Setup

	Area Scan	**Zoom Scan**
Grid Extents [mm]	40.0 x 80.0	30.0 x 30.0 x 31.2
Grid Steps [mm]	10.0 x 10.0	5.0 x 5.0 x 1.5
Sensor Surface [mm]	3.0	1.4
Graded Grid	N/A	Yes
M2/M1 [> 30%]		82.2
Dist 3dB Peak [> Grid Steps Δx, Δy mm]		9.0

Measurement Results

	Area Scan	**Zoom Scan**
psSAR1g [W/Kg]	2.18	**2.24**
psSAR10g [W/Kg]	1.04	**1.10**
Power Drift [±0.2 dB]	N/A	-0.09

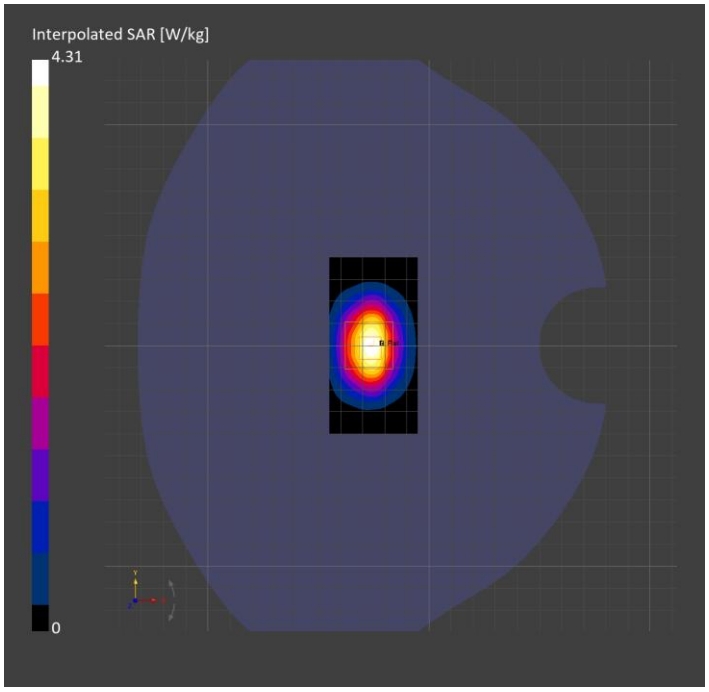

System Performance Check Report for D2600V2 - SN1036

Exposure Conditions

Frequency [MHz] | Channel Number	2600.000 | 0	**TSL Permittivity**	39.5
Group | UID	CW | 0-	**TSL Conductivity [S/m]**	1.88
Conversion Factor	7.0	**Phantom Section | TSL**	Flat | Head Simulating Liquid

Hardware Setup

Probe | Calibration Date	EX3DV4 - SN7482 | 2026-04-15	**Phantom**	Twin-SAM V8.0 (30deg probe tilt)
DAE | Calibration Date	DAE4 Sn1787 | 2026-04-10	**TSL Type**	HBBL-600-10000
Software Version	17.0.4.7034		

Scans Setup

	Area Scan	**Zoom Scan**
Grid Extents [mm]	40.0 x 80.0	30.0 x 30.0 x 31.2
Grid Steps [mm]	10.0 x 10.0	5.0 x 5.0 x 1.5
Sensor Surface [mm]	3.0	1.4
Graded Grid	N/A	Yes
M2/M1 [> 30%]		81.4
Dist 3dB Peak [> Grid Steps Δx, Δy mm]		9.0

Measurement Results

	Area Scan	**Zoom Scan**
psSAR1g [W/Kg]	2.49	**2.60**
psSAR10g [W/Kg]	1.10	**1.20**
Power Drift [±0.2 dB]	N/A	-0.11

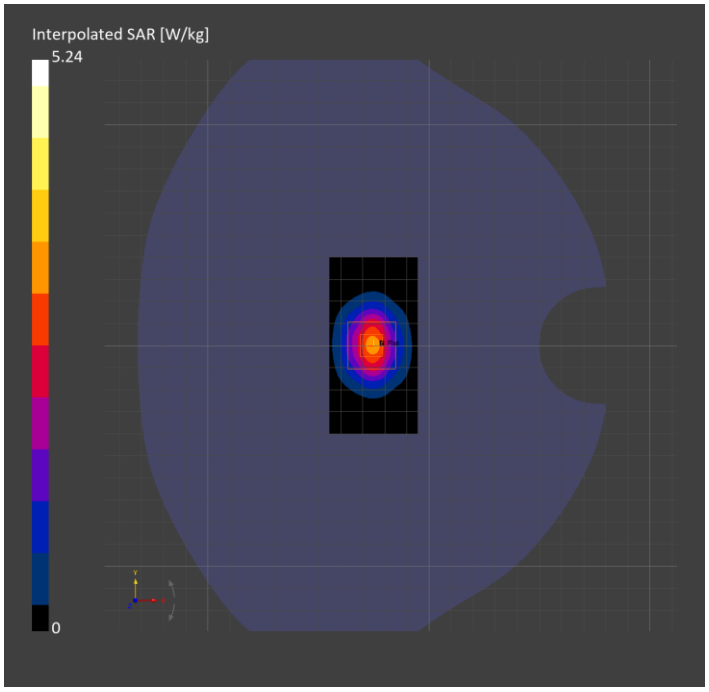

System Performance Check Report for D2300V2 - SN1002

Exposure Conditions

Frequency [MHz] | Channel Number	2300.000 | 0	**TSL Permittivity**	42.4
Group | UID	CW | 0-	**TSL Conductivity [S/m]**	1.63
Conversion Factor	7.73	**Phantom Section | TSL**	Flat | Head Simulating Liquid

Hardware Setup

Probe | Calibration Date	EX3DV4 - SN7569 | 2026-04-15	**Phantom**	Twin-SAM V8.0 (30deg probe tilt)
DAE | Calibration Date	DAE4 Sn1547 | 2026-04-14	**TSL Type**	DAK 3.5 Head 22.44 deg.C 2026-Jun-12 02_36_16
Software Version	17.0.4.7034		

Scans Setup

	Area Scan	**Zoom Scan**
Grid Extents [mm]	40.0 x 80.0	30.0 x 30.0 x 31.2
Grid Steps [mm]	10.0 x 10.0	5.0 x 5.0 x 1.5
Sensor Surface [mm]	3.0	1.4
Graded Grid	N/A	Yes
M2/M1 [> 30%]		80.8
Dist 3dB Peak [> Grid Steps Δx, Δy mm]		9.0

Measurement Results

	Area Scan	**Zoom Scan**
psSAR1g [W/Kg]	2.25	**2.29**
psSAR10g [W/Kg]	1.06	**1.12**
Power Drift [±0.2 dB]	N/A	-0.07

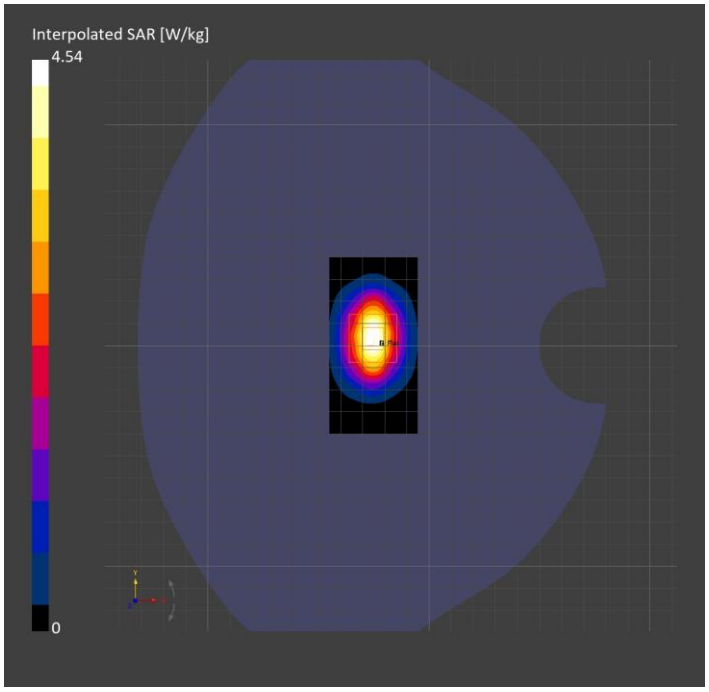

System Performance Check Report for D2600V2 - SN1006

Exposure Conditions

Frequency [MHz] | Channel Number	2600.000 | 0	**TSL Permittivity**	42.0
Group | UID	CW | 0-	**TSL Conductivity [S/m]**	1.85
Conversion Factor	7.46	**Phantom Section | TSL**	Flat | Head Simulating Liquid

Hardware Setup

Probe | Calibration Date	EX3DV4 - SN7569 | 2026-04-15	**Phantom**	Twin-SAM V8.0 (30deg probe tilt)
DAE | Calibration Date	DAE4 Sn1547 | 2026-04-14	**TSL Type**	DAK 3.5 Head 22.44 deg.C 2026-Jun-12 02_36_16
Software Version	17.0.4.7034		

Scans Setup

	Area Scan	**Zoom Scan**
Grid Extents [mm]	40.0 x 80.0	30.0 x 30.0 x 31.2
Grid Steps [mm]	10.0 x 10.0	5.0 x 5.0 x 1.5
Sensor Surface [mm]	3.0	1.4
Graded Grid	N/A	Yes
M2/M1 [> 30%]		79.3
Dist 3dB Peak [> Grid Steps Δx, Δy mm]		8.3

Measurement Results

	Area Scan	**Zoom Scan**
psSAR1g [W/Kg]	2.44	**2.50**
psSAR10g [W/Kg]	1.09	**1.14**
Power Drift [±0.2 dB]	N/A	-0.07

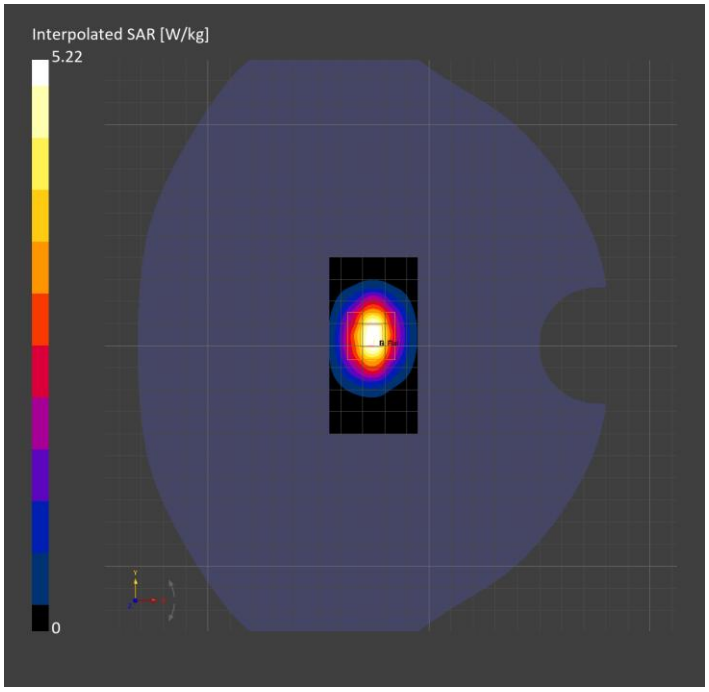

System Performance Check Report for D2600V2 - SN1036

Exposure Conditions

Frequency [MHz] | Channel Number	2600.000 | 0	**TSL Permittivity**	41.4
Group | UID	CW | 0-	**TSL Conductivity [S/m]**	1.86
Conversion Factor	7.46	**Phantom Section | TSL**	Flat | Head Simulating Liquid

Hardware Setup

Probe | Calibration Date	EX3DV4 - SN7569 | 2026-04-15	**Phantom**	Twin-SAM V8.0 (30deg probe tilt)
DAE | Calibration Date	DAE4 Sn1547 | 2026-04-14	**TSL Type**	DAK 3.5 Head 25 deg.C 2026-Jun-16 05_18_22
Software Version	17.0.4.7034		

Scans Setup

	Area Scan	**Zoom Scan**
Grid Extents [mm]	40.0 x 80.0	30.0 x 30.0 x 31.2
Grid Steps [mm]	10.0 x 10.0	5.0 x 5.0 x 1.5
Sensor Surface [mm]	3.0	1.4
Graded Grid	N/A	Yes
M2/M1 [> 30%]		80.9
Dist 3dB Peak [> Grid Steps Δx, Δy mm]		9.0

Measurement Results

	Area Scan	**Zoom Scan**
psSAR1g [W/Kg]	5.29	**5.49**
psSAR10g [W/Kg]	2.34	**2.51**
Power Drift [±0.2 dB]	N/A	0.04

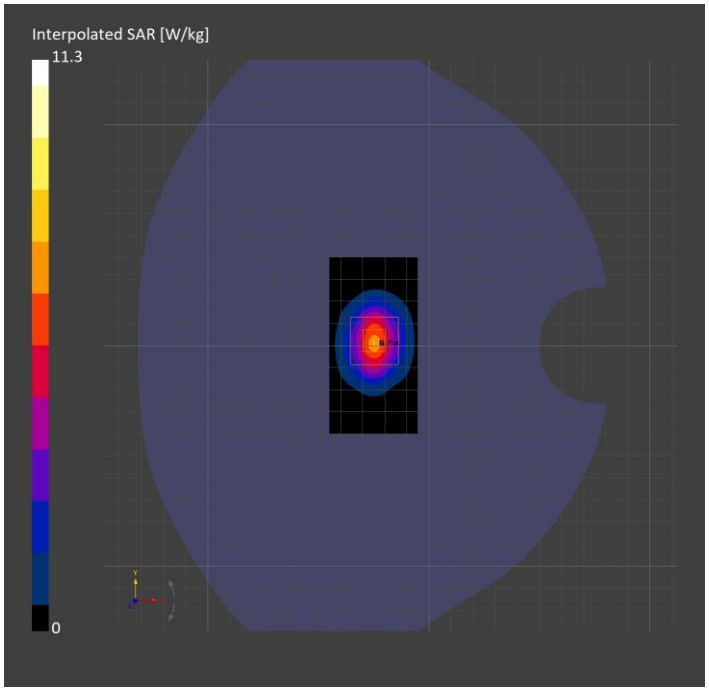

System Performance Check Report for D2600V2 - SN1036

Exposure Conditions

Frequency [MHz] | Channel Number	2600.000 | 0	**TSL Permittivity**	42.5
Group | UID	CW | 0-	**TSL Conductivity [S/m]**	1.85
Conversion Factor	7.05	**Phantom Section | TSL**	Flat | Head Simulating Liquid

Hardware Setup

Probe | Calibration Date	EX3DV4 - SN3885 | 2025-10-16	**Phantom**	Twin-SAM V8.0 (30deg probe tilt)
DAE | Calibration Date	DAE4ip Sn1892 | 2025-11-12	**TSL Type**	HBBL-600-10000
Software Version	17.0.4.7034		

Scans Setup

	Area Scan	**Zoom Scan**
Grid Extents [mm]	40.0 x 80.0	30.0 x 30.0 x 31.2
Grid Steps [mm]	10.0 x 10.0	5.0 x 5.0 x 1.5
Sensor Surface [mm]	3.0	1.4
Graded Grid	N/A	Yes
M2/M1 [> 30%]		81.6
Dist 3dB Peak [> Grid Steps Δx, Δy mm]		9.0

Measurement Results

	Area Scan	**Zoom Scan**
psSAR1g [W/Kg]	2.48	**2.58**
psSAR10g [W/Kg]	1.15	**1.24**
Power Drift [±0.2 dB]	N/A	-0.01

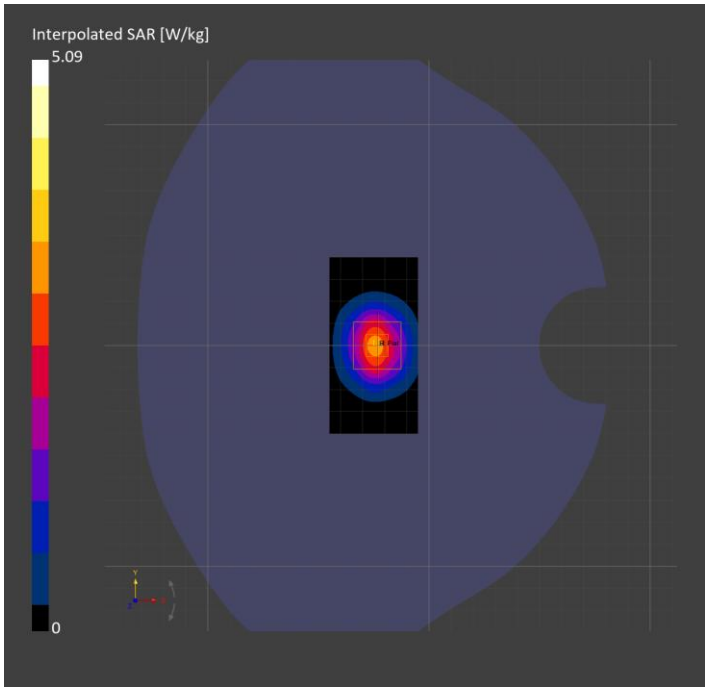

System Performance Check Report for D2600V2 - SN1006

Exposure Conditions

Frequency [MHz] | Channel Number	2600.000 | 0	**TSL Permittivity**	42.2
Group | UID	CW | 0-	**TSL Conductivity [S/m]**	1.85
Conversion Factor	7.05	**Phantom Section | TSL**	Flat | Head Simulating Liquid

Hardware Setup

Probe | Calibration Date	EX3DV4 - SN3885 | 2025-10-16	**Phantom**	Twin-SAM V8.0 (30deg probe tilt)
DAE | Calibration Date	DAE4ip Sn1892 | 2025-11-12	**TSL Type**	HBBL-600-10000
Software Version	17.0.4.7034		

Scans Setup

	Area Scan	**Zoom Scan**
Grid Extents [mm]	40.0 x 80.0	30.0 x 30.0 x 31.2
Grid Steps [mm]	10.0 x 10.0	5.0 x 5.0 x 1.5
Sensor Surface [mm]	3.0	1.4
Graded Grid	N/A	Yes
M2/M1 [> 30%]		82.0
Dist 3dB Peak [> Grid Steps Δx, Δy mm]		9.0

Measurement Results

	Area Scan	**Zoom Scan**
psSAR1g [W/Kg]	2.51	**2.53**
psSAR10g [W/Kg]	1.15	**1.21**
Power Drift [±0.2 dB]	N/A	-0.01

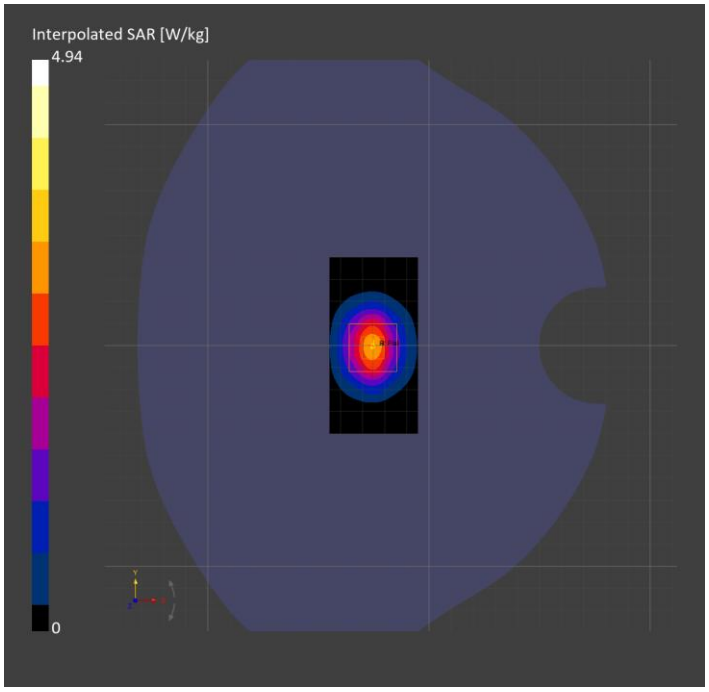

System Performance Check Report for D2300V2 - SN1002

Exposure Conditions

Frequency [MHz] | Channel Number	2300.000 | 0	**TSL Permittivity**	41.3
Group | UID	CW | 0-	**TSL Conductivity [S/m]**	1.73
Conversion Factor	7.31	**Phantom Section | TSL**	Flat | Head Simulating Liquid

Hardware Setup

Probe | Calibration Date	EX3DV4 - SN3885 | 2025-10-16	**Phantom**	Twin-SAM V8.0 (30deg probe tilt)
DAE | Calibration Date	DAE4ip Sn1892 | 2025-11-12	**TSL Type**	HBBL-600-10000
Software Version	17.0.4.7034		

Scans Setup

	Area Scan	**Zoom Scan**
Grid Extents [mm]	40.0 x 80.0	30.0 x 30.0 x 31.2
Grid Steps [mm]	10.0 x 10.0	5.0 x 5.0 x 1.5
Sensor Surface [mm]	3.0	1.4
Graded Grid	N/A	Yes
M2/M1 [> 30%]		81.2
Dist 3dB Peak [> Grid Steps Δx, Δy mm]		9.0

Measurement Results

	Area Scan	**Zoom Scan**
psSAR1g [W/Kg]	2.72	**2.64**
psSAR10g [W/Kg]	1.31	**1.29**
Power Drift [±0.2 dB]	-0.11	-0.10

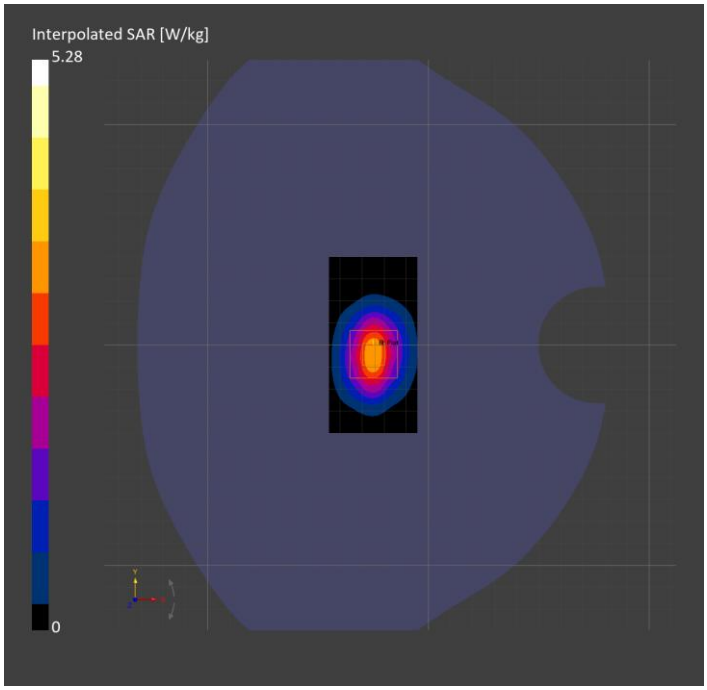

System Performance Check Report for D3500V2 - SN1011

Exposure Conditions

Frequency [MHz] | Channel Number	3500.000 | 0	**TSL Permittivity**	36.0
Group | UID	CW | 0-	**TSL Conductivity [S/m]**	2.72
Conversion Factor	5.76	**Phantom Section | TSL**	Flat | Head Simulating Liquid

Hardware Setup

Probe | Calibration Date	EX3DV4 - SN3686 | 2026-01-15	**Phantom**	Twin-SAM V5.0 (30deg probe tilt)
DAE | Calibration Date	DAE4 Sn1357 | 2026-01-08	**TSL Type**	HBBL-600-10000
Software Version	17.0.4.7034		

Scans Setup

	Area Scan	**Zoom Scan**
Grid Extents [mm]	40.0 x 80.0	30.0 x 30.0 x 29.1
Grid Steps [mm]	10.0 x 10.0	5.0 x 5.0 x 1.4
Sensor Surface [mm]	3.0	1.4
Graded Grid	N/A	Yes
M2/M1 [> 30%]		76.0
Dist 3dB Peak [> Grid Steps Δx, Δy mm]		9.0

Measurement Results

	Area Scan	**Zoom Scan**
psSAR1g [W/Kg]	6.06	**6.20**
psSAR10g [W/Kg]	2.37	**2.45**
Power Drift [±0.2 dB]	N/A	-0.02

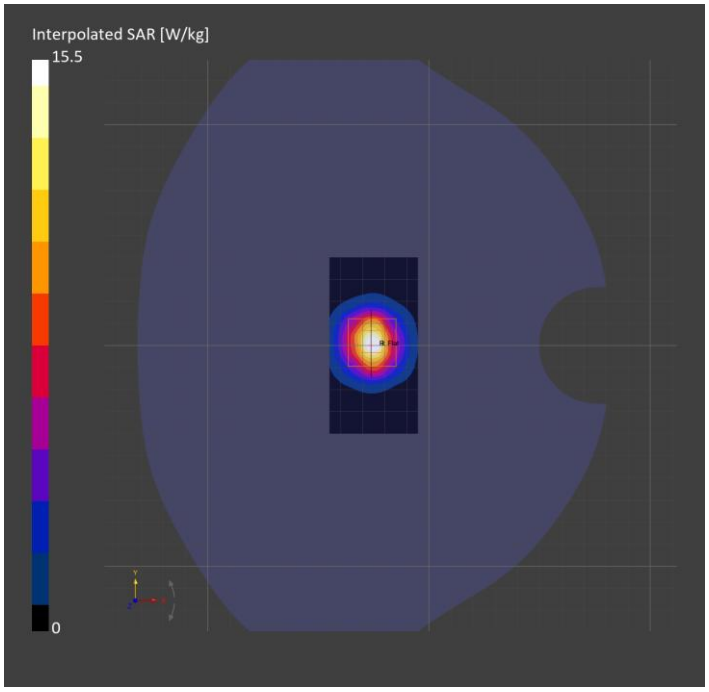

System Performance Check Report for D3900V2 - SN1115

Exposure Conditions

Frequency [MHz] | Channel Number	3900.000 | 0	**TSL Permittivity**	40.0
Group | UID	CW | 0-	**TSL Conductivity [S/m]**	3.05
Conversion Factor	5.63	**Phantom Section | TSL**	Flat | Head Simulating Liquid

Hardware Setup

Probe | Calibration Date	EX3DV4 - SN3686 | 2026-01-15	**Phantom**	Twin-SAM V5.0 (30deg probe tilt)
DAE | Calibration Date	DAE4 Sn1357 | 2026-01-08	**TSL Type**	HBBL-600-10000
Software Version	17.0.4.7034		

Scans Setup

	Area Scan	**Zoom Scan**
Grid Extents [mm]	40.0 x 80.0	30.0 x 30.0 x 29.1
Grid Steps [mm]	10.0 x 10.0	5.0 x 5.0 x 1.4
Sensor Surface [mm]	3.0	1.4
Graded Grid	N/A	Yes
M2/M1 [> 30%]		74.1
Dist 3dB Peak [> Grid Steps Δx, Δy mm]		8.1

Measurement Results

	Area Scan	**Zoom Scan**
psSAR1g [W/Kg]	3.44	**3.53**
psSAR10g [W/Kg]	1.22	**1.26**
Power Drift [±0.2 dB]	N/A	-0.01

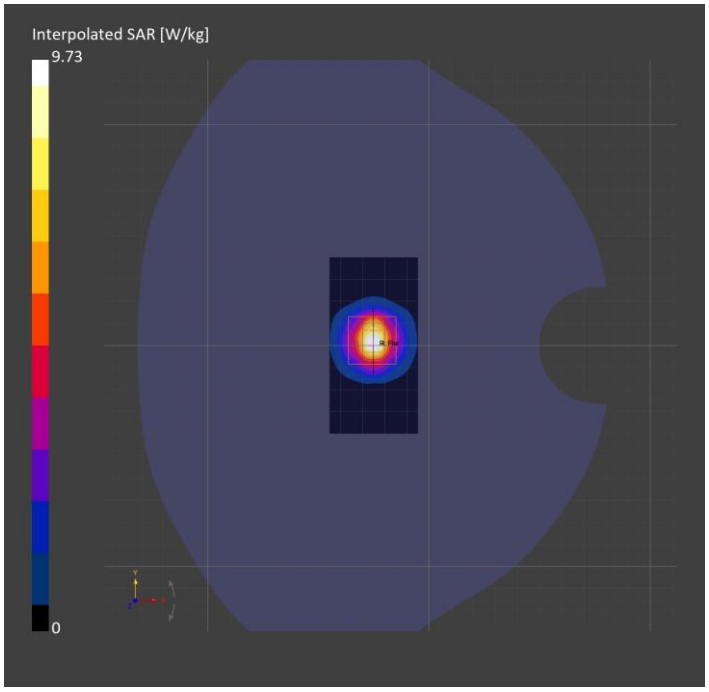

System Performance Check Report for D3500V2 - SN1182

Exposure Conditions

Frequency [MHz] | Channel Number	3500.000 | 0	**TSL Permittivity**	35.3
Group | UID	CW | 0-	**TSL Conductivity [S/m]**	2.71
Conversion Factor	5.76	**Phantom Section | TSL**	Flat | Head Simulating Liquid

Hardware Setup

Probe | Calibration Date	EX3DV4 - SN3686 | 2026-01-15	**Phantom**	Twin-SAM V5.0 (30deg probe tilt)
DAE | Calibration Date	DAE4 Sn1357 | 2026-01-08	**TSL Type**	HBBL-600-10000
Software Version	17.0.4.7034		

Scans Setup

	Area Scan	**Zoom Scan**
Grid Extents [mm]	40.0 x 80.0	30.0 x 30.0 x 29.1
Grid Steps [mm]	10.0 x 10.0	5.0 x 5.0 x 1.4
Sensor Surface [mm]	3.0	1.4
Graded Grid	N/A	Yes
M2/M1 [> 30%]		77.0
Dist 3dB Peak [> Grid Steps Δx, Δy mm]		8.6

Measurement Results

	Area Scan	**Zoom Scan**
psSAR1g [W/Kg]	7.07	**6.73**
psSAR10g [W/Kg]	2.73	**2.63**
Power Drift [±0.2 dB]	N/A	-0.01

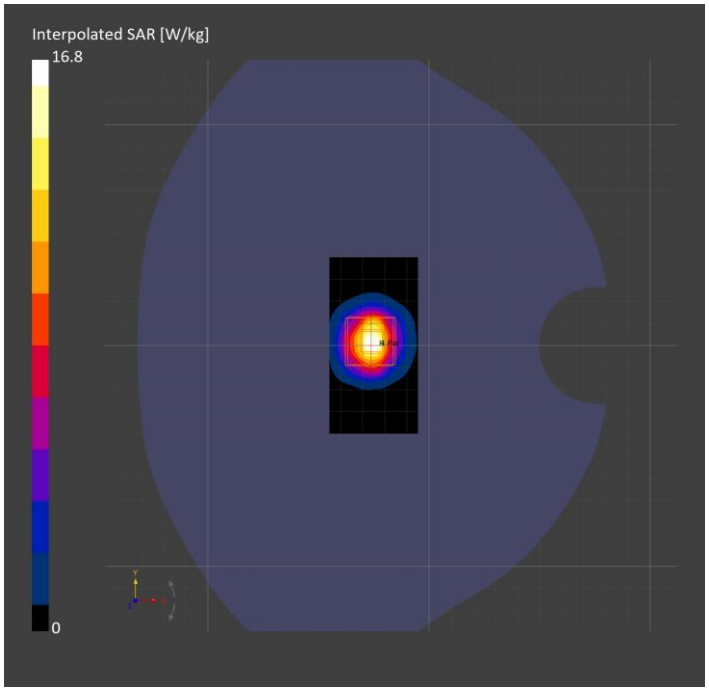

System Performance Check Report for D3700V2 - SN1039

Exposure Conditions

Frequency [MHz] | Channel Number	3700.000 | 0	**TSL Permittivity**	40.8
Group | UID	CW | 0-	**TSL Conductivity [S/m]**	2.90
Conversion Factor	5.69	**Phantom Section | TSL**	Flat | Head Simulating Liquid

Hardware Setup

Probe | Calibration Date	EX3DV4 - SN3686 | 2026-01-15	**Phantom**	Twin-SAM V5.0 (30deg probe tilt)
DAE | Calibration Date	DAE4 Sn1357 | 2026-01-08	**TSL Type**	HBBL-600-10000
Software Version	17.0.4.7034		

Scans Setup

	Area Scan	**Zoom Scan**
Grid Extents [mm]	40.0 x 80.0	30.0 x 30.0 x 29.1
Grid Steps [mm]	10.0 x 10.0	5.0 x 5.0 x 1.4
Sensor Surface [mm]	3.0	1.4
Graded Grid	N/A	Yes
M2/M1 [> 30%]		76.6
Dist 3dB Peak [> Grid Steps Δx, Δy mm]		8.6

Measurement Results

	Area Scan	**Zoom Scan**
psSAR1g [W/Kg]	6.14	**6.37**
psSAR10g [W/Kg]	2.25	**2.41**
Power Drift [±0.2 dB]	N/A	-0.10

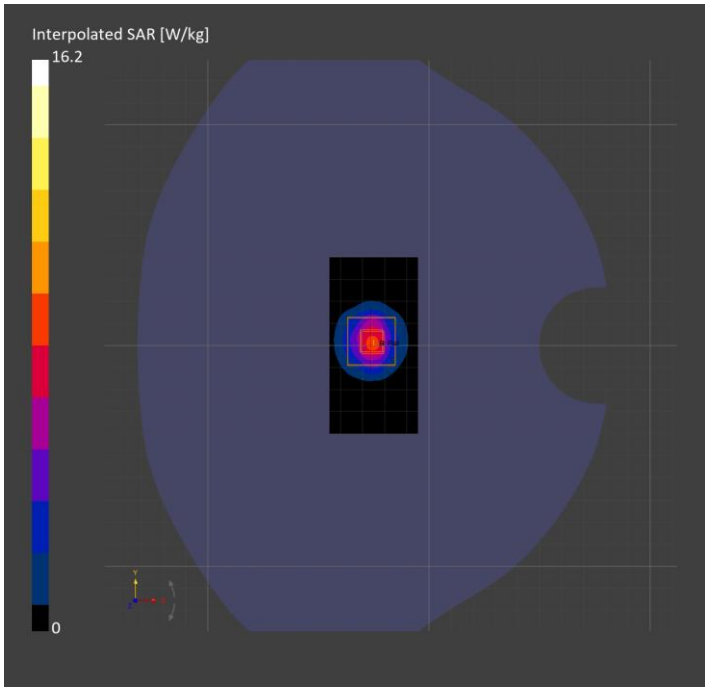

System Performance Check Report for D3900V2 - SN1102

Exposure Conditions

Frequency [MHz] | Channel Number	3900.000 | 0	**TSL Permittivity**	40.4
Group | UID	CW | 0-	**TSL Conductivity [S/m]**	3.08
Conversion Factor	5.63	**Phantom Section | TSL**	Flat | Head Simulating Liquid

Hardware Setup

Probe | Calibration Date	EX3DV4 - SN3686 | 2026-01-15	**Phantom**	Twin-SAM V5.0 (30deg probe tilt)
DAE | Calibration Date	DAE4 Sn1357 | 2026-01-08	**TSL Type**	HBBL-600-10000
Software Version	17.0.4.7034		

Scans Setup

	Area Scan	**Zoom Scan**
Grid Extents [mm]	40.0 x 80.0	30.0 x 30.0 x 29.1
Grid Steps [mm]	10.0 x 10.0	5.0 x 5.0 x 1.4
Sensor Surface [mm]	3.0	1.4
Graded Grid	N/A	Yes
M2/M1 [> 30%]		75.8
Dist 3dB Peak [> Grid Steps Δx, Δy mm]		8.0

Measurement Results

	Area Scan	**Zoom Scan**
psSAR1g [W/Kg]	6.19	**6.51**
psSAR10g [W/Kg]	2.18	**2.35**
Power Drift [±0.2 dB]	N/A	-0.06

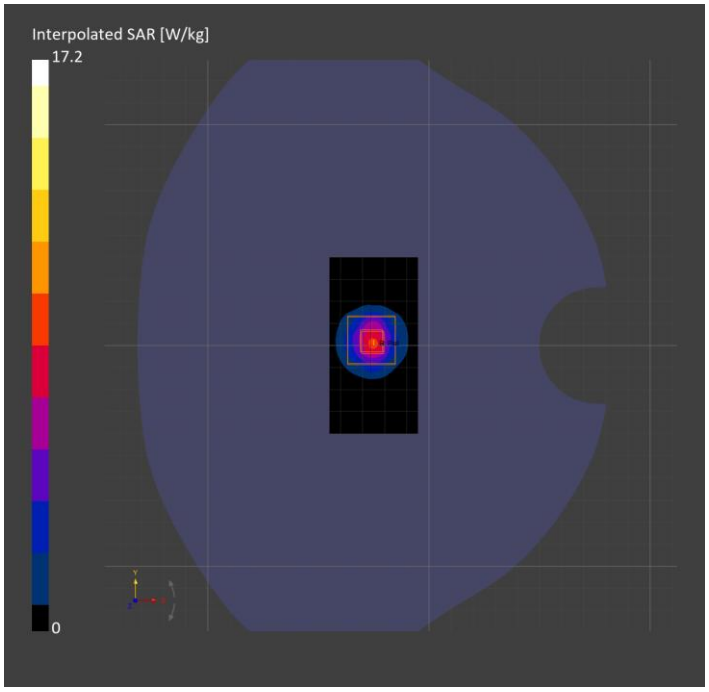

System Performance Check Report for D3700V2 - SN1131

Exposure Conditions

Frequency [MHz] | Channel Number	3700.000 | 0	**TSL Permittivity**	40.0
Group | UID	CW | 0-	**TSL Conductivity [S/m]**	2.94
Conversion Factor	5.69	**Phantom Section | TSL**	Flat | Head Simulating Liquid

Hardware Setup

Probe | Calibration Date	EX3DV4 - SN3686 | 2026-01-15	**Phantom**	Twin-SAM V5.0 (30deg probe tilt)
DAE | Calibration Date	DAE4 Sn1357 | 2026-01-08	**TSL Type**	HBBL-600-10000
Software Version	17.0.4.7034		

Scans Setup

	Area Scan	**Zoom Scan**
Grid Extents [mm]	40.0 x 80.0	30.0 x 30.0 x 29.1
Grid Steps [mm]	10.0 x 10.0	5.0 x 5.0 x 1.4
Sensor Surface [mm]	3.0	1.4
Graded Grid	N/A	Yes
M2/M1 [> 30%]		77.1
Dist 3dB Peak [> Grid Steps Δx, Δy mm]		8.0

Measurement Results

	Area Scan	**Zoom Scan**
psSAR1g [W/Kg]	5.80	**6.01**
psSAR10g [W/Kg]	2.18	**2.33**
Power Drift [±0.2 dB]	N/A	-0.03

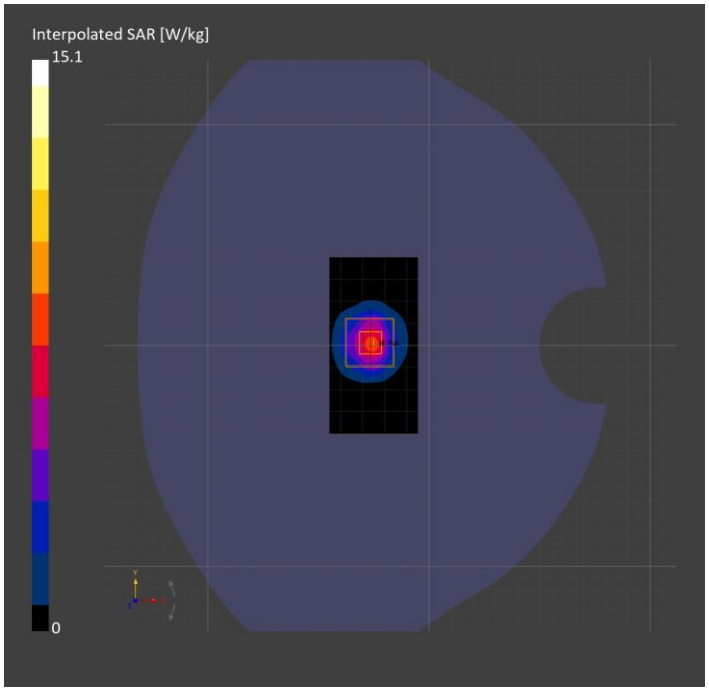

System Performance Check Report for D3500V2 - SN1182

Exposure Conditions

Frequency [MHz] | Channel Number	3500.000 | 0	**TSL Permittivity**	40.6
Group | UID	CW | 0-	**TSL Conductivity [S/m]**	2.74
Conversion Factor	5.79	**Phantom Section | TSL**	Flat | Head Simulating Liquid

Hardware Setup

Probe | Calibration Date	EX3DV4 - SN3749 | 2026-01-15	**Phantom**	Twin-SAM V5.0 (30deg probe tilt)
DAE | Calibration Date	DAE4 Sn1784 | 2026-04-13	**TSL Type**	HBBL-600-10000
Software Version	17.0.4.7034		

Scans Setup

	Area Scan	**Zoom Scan**
Grid Extents [mm]	40.0 x 80.0	30.0 x 30.0 x 29.1
Grid Steps [mm]	10.0 x 10.0	5.0 x 5.0 x 1.4
Sensor Surface [mm]	3.0	1.4
Graded Grid	N/A	Yes
M2/M1 [> 30%]		74.8
Dist 3dB Peak [> Grid Steps Δx, Δy mm]		8.1

Measurement Results

	Area Scan	**Zoom Scan**
psSAR1g [W/Kg]	6.40	**6.62**
psSAR10g [W/Kg]	2.48	**2.58**
Power Drift [±0.2 dB]	N/A	-0.02

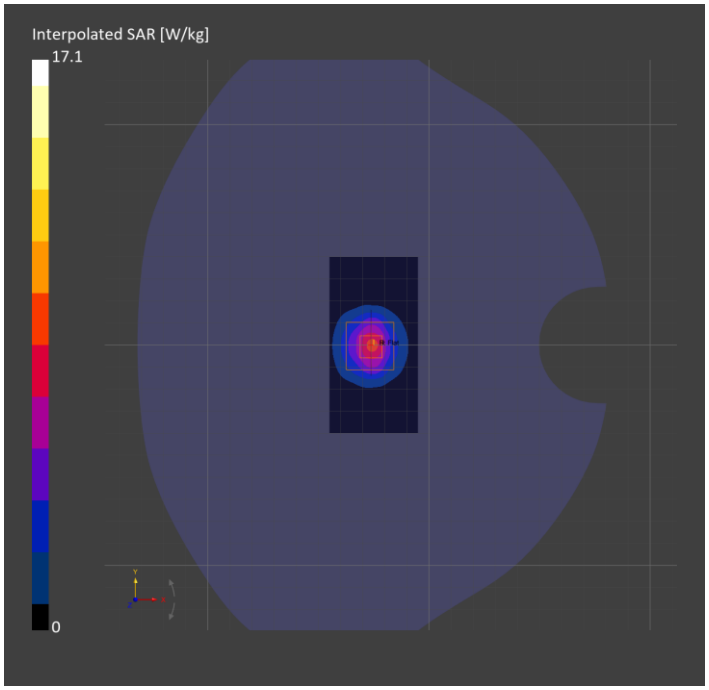

System Performance Check Report for CLA13 - SN1008

Exposure Conditions

Frequency [MHz] | Channel Number	13.000 | 0	**TSL Permittivity**	56.7
Group | UID	CW | 0-	**TSL Conductivity [S/m]**	0.693
Conversion Factor	13.93	**Phantom Section | TSL**	Flat | Head Simulating Liquid

Hardware Setup

Probe | Calibration Date	EX3DV4 - SN3749 | 2026-01-15	**Phantom**	ELI V4.0 (20deg probe tilt)
DAE | Calibration Date	DAE4 Sn1784 | 2026-04-13	**TSL Type**	DAK 12 20 deg.C 2026-Jun-13 23_05_58
Software Version	17.0.4.7034		

Scans Setup

	Area Scan	**Zoom Scan**
Grid Extents [mm]	40.0 x 90.0	30.0 x 30.0 x 31.2
Grid Steps [mm]	10.0 x 15.0	6.0 x 6.0 x 1.5
Sensor Surface [mm]	3.0	1.4
Graded Grid	N/A	Yes
M2/M1 [> 30%]		75.0
Dist 3dB Peak [> Grid Steps Δx, Δy mm]		14.9

Measurement Results

	Area Scan	**Zoom Scan**
psSAR1g [W/Kg]	0.540	**0.505**
psSAR10g [W/Kg]	0.434	**0.309**
Power Drift [±0.2 dB]	N/A	0.01

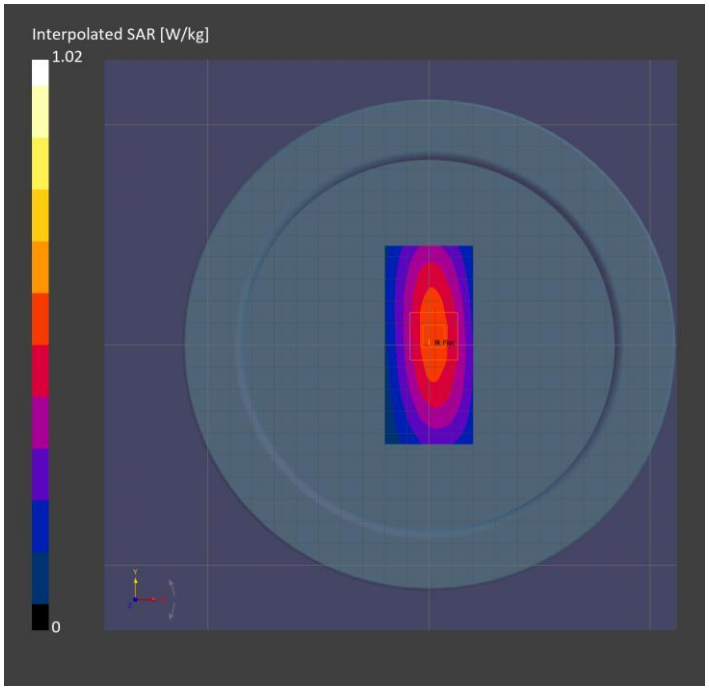

System Performance Check Report for D3500V2 - SN1060

Exposure Conditions

Frequency [MHz] | Channel Number	3500.000 | 0	**TSL Permittivity**	38.4
Group | UID	CW | 0-	**TSL Conductivity [S/m]**	2.71
Conversion Factor	5.79	**Phantom Section | TSL**	Flat | Head Simulating Liquid

Hardware Setup

Probe | Calibration Date	EX3DV4 - SN3749 | 2026-01-15	**Phantom**	Twin-SAM V5.0 (30deg probe tilt)
DAE | Calibration Date	DAE4 Sn1784 | 2026-04-13	**TSL Type**	HBBL-600-10000
Software Version	17.0.4.7034		

Scans Setup

	Area Scan	**Zoom Scan**
Grid Extents [mm]	40.0 x 80.0	30.0 x 30.0 x 29.1
Grid Steps [mm]	10.0 x 10.0	5.0 x 5.0 x 1.4
Sensor Surface [mm]	3.0	1.4
Graded Grid	N/A	Yes
M2/M1 [> 30%]		76.9
Dist 3dB Peak [> Grid Steps Δx, Δy mm]		8.6

Measurement Results

	Area Scan	**Zoom Scan**
psSAR1g [W/Kg]	6.77	**6.74**
psSAR10g [W/Kg]	2.58	**2.60**
Power Drift [±0.2 dB]	N/A	0.00

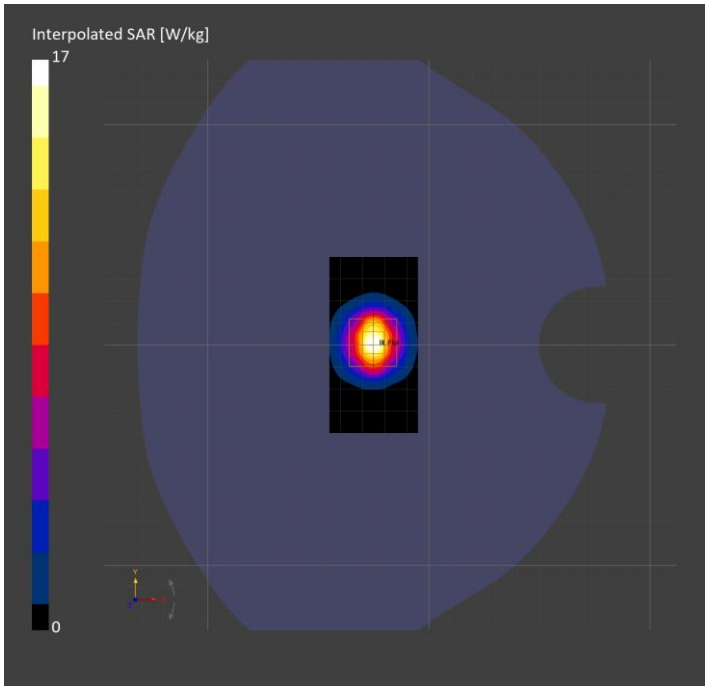

System Performance Check Report for D2300V2 - SN1002

Exposure Conditions

Frequency [MHz] | Channel Number	2300.000 | 0	**TSL Permittivity**	41.6
Group | UID	CW | 0-	**TSL Conductivity [S/m]**	1.76
Conversion Factor	6.54	**Phantom Section | TSL**	Flat | Head Simulating Liquid

Hardware Setup

Probe | Calibration Date	EX3DV4 - SN3749 | 2026-01-15	**Phantom**	Twin-SAM V5.0 (30deg probe tilt)
DAE | Calibration Date	DAE4 Sn1784 | 2026-04-13	**TSL Type**	HBBL-600-10000
Software Version	17.0.4.7034		

Scans Setup

	Area Scan	**Zoom Scan**
Grid Extents [mm]	40.0 x 80.0	30.0 x 30.0 x 31.2
Grid Steps [mm]	10.0 x 10.0	5.0 x 5.0 x 1.5
Sensor Surface [mm]	3.0	1.4
Graded Grid	N/A	Yes
M2/M1 [> 30%]		82.6
Dist 3dB Peak [> Grid Steps Δx, Δy mm]		9.0

Measurement Results

	Area Scan	**Zoom Scan**
psSAR1g [W/Kg]	2.70	**2.69**
psSAR10g [W/Kg]	1.29	**1.30**
Power Drift [±0.2 dB]	N/A	-0.02

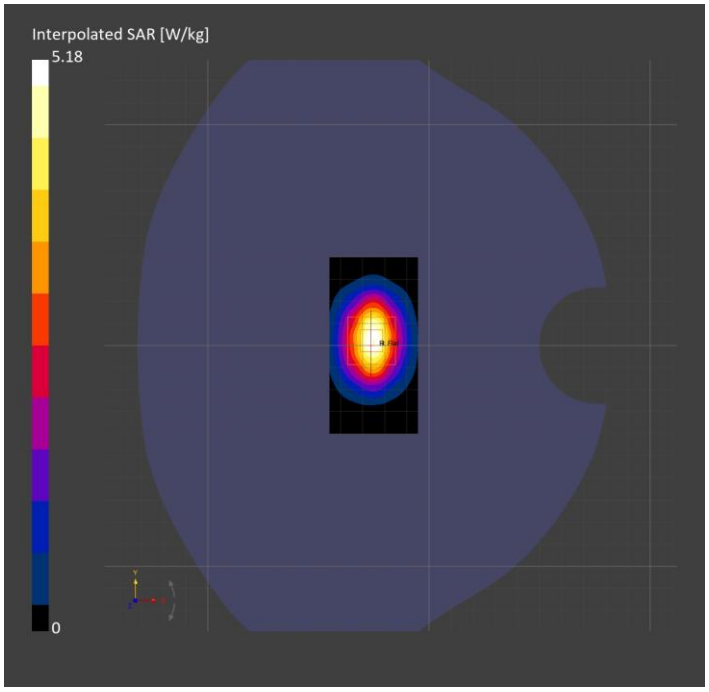

System Performance Check Report for D3500V2 - SN1011

Exposure Conditions

Frequency [MHz] | Channel Number	3500.000 | 0	**TSL Permittivity**	41.5
Group | UID	CW | 0-	**TSL Conductivity [S/m]**	2.74
Conversion Factor	5.79	**Phantom Section | TSL**	Flat | Head Simulating Liquid

Hardware Setup

Probe | Calibration Date	EX3DV4 - SN3749 | 2026-01-15	**Phantom**	Twin-SAM V5.0 (30deg probe tilt)
DAE | Calibration Date	DAE4 Sn1784 | 2026-04-13	**TSL Type**	HBBL-600-10000
Software Version	17.0.4.7034		

Scans Setup

	Area Scan	**Zoom Scan**
Grid Extents [mm]	40.0 x 80.0	30.0 x 30.0 x 29.1
Grid Steps [mm]	10.0 x 10.0	5.0 x 5.0 x 1.4
Sensor Surface [mm]	3.0	1.4
Graded Grid	N/A	Yes
M2/M1 [> 30%]		76.8
Dist 3dB Peak [> Grid Steps Δx, Δy mm]		8.6

Measurement Results

	Area Scan	**Zoom Scan**
psSAR1g [W/Kg]	3.37	**3.55**
psSAR10g [W/Kg]	1.39	**1.37**
Power Drift [±0.2 dB]	N/A	0.00

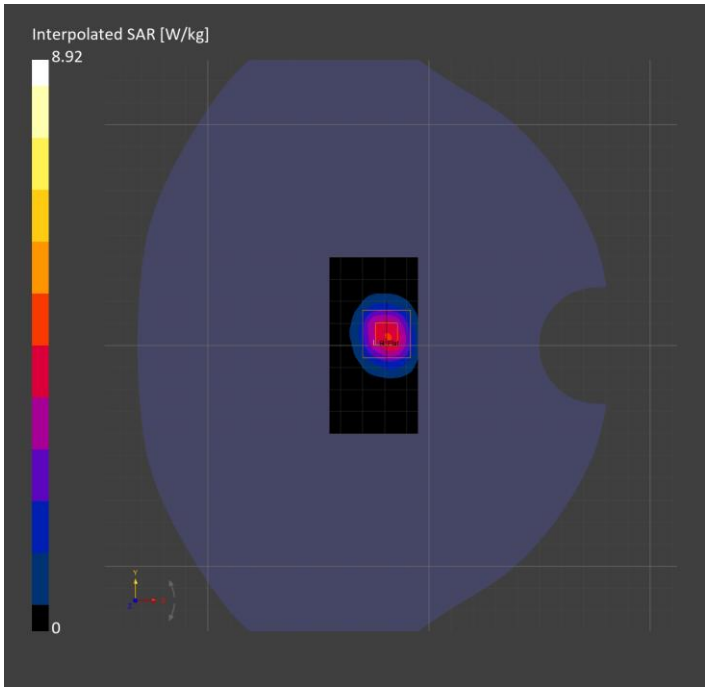

System Performance Check Report for D2600V2 - SN1006

Exposure Conditions

Frequency [MHz] | Channel Number	2600.000 | 0	**TSL Permittivity**	38.8
Group | UID	CW | 0-	**TSL Conductivity [S/m]**	1.96
Conversion Factor	6.28	**Phantom Section | TSL**	Flat | Head Simulating Liquid

Hardware Setup

Probe | Calibration Date	EX3DV4 - SN3749 | 2026-01-15	**Phantom**	Twin-SAM V5.0 (30deg probe tilt)
DAE | Calibration Date	DAE4 Sn1784 | 2026-04-13	**TSL Type**	HBBL-600-10000
Software Version	17.0.4.7034		

Scans Setup

	Area Scan	**Zoom Scan**
Grid Extents [mm]	40.0 x 80.0	30.0 x 30.0 x 31.2
Grid Steps [mm]	10.0 x 10.0	5.0 x 5.0 x 1.5
Sensor Surface [mm]	3.0	1.4
Graded Grid	N/A	Yes
M2/M1 [> 30%]		80.6
Dist 3dB Peak [> Grid Steps Δx, Δy mm]		9.0

Measurement Results

	Area Scan	**Zoom Scan**
psSAR1g [W/Kg]	2.89	**2.92**
psSAR10g [W/Kg]	1.31	**1.33**
Power Drift [±0.2 dB]	N/A	0.02

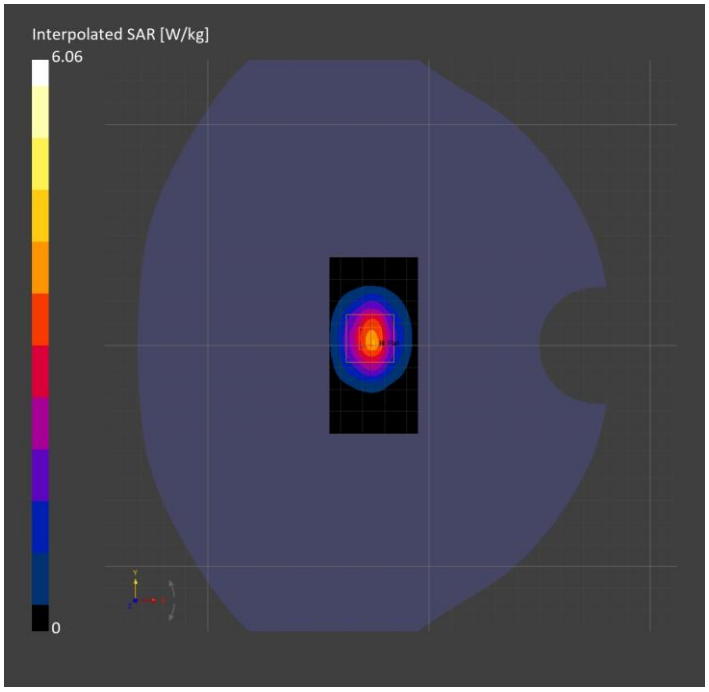

System Performance Check Report for D2300V2 - SN1160

Exposure Conditions

Frequency [MHz] | Channel Number	2300.000 | 0	**TSL Permittivity**	41.1
Group | UID	CW | 0-	**TSL Conductivity [S/m]**	1.68
Conversion Factor	6.54	**Phantom Section | TSL**	Flat | Head Simulating Liquid

Hardware Setup

Probe | Calibration Date	EX3DV4 - SN3749 | 2026-01-15	**Phantom**	Twin-SAM V5.0 (30deg probe tilt)
DAE | Calibration Date	DAE4 Sn1784 | 2026-04-13	**TSL Type**	HBBL-600-10000
Software Version	17.0.4.7034		

Scans Setup

	Area Scan	**Zoom Scan**
Grid Extents [mm]	40.0 x 80.0	30.0 x 30.0 x 31.2
Grid Steps [mm]	10.0 x 10.0	5.0 x 5.0 x 1.5
Sensor Surface [mm]	3.0	1.4
Graded Grid	N/A	Yes
M2/M1 [> 30%]		82.5
Dist 3dB Peak [> Grid Steps Δx, Δy mm]		9.5

Measurement Results

	Area Scan	**Zoom Scan**
psSAR1g [W/Kg]	2.74	**2.65**
psSAR10g [W/Kg]	1.31	**1.29**
Power Drift [±0.2 dB]	N/A	-0.06

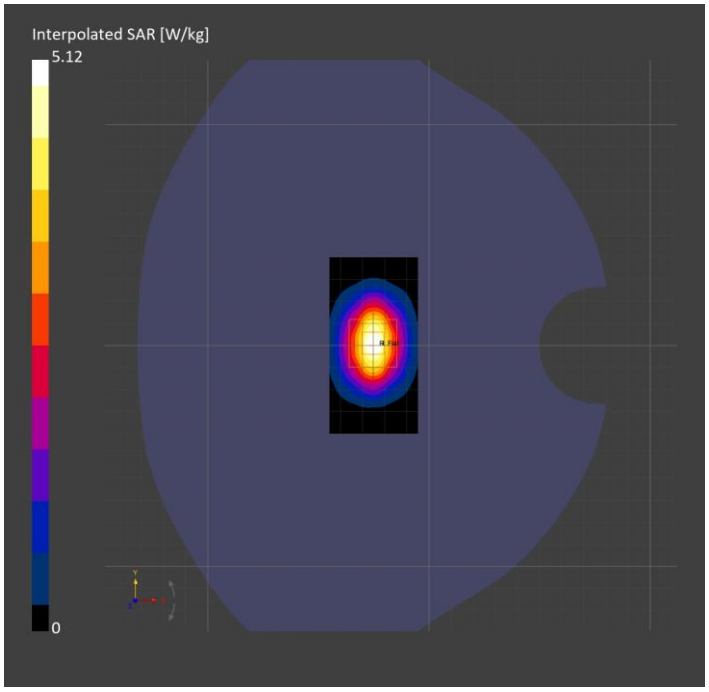

System Performance Check Report for D3700V2 - SN1131

Exposure Conditions

Frequency [MHz] | Channel Number	3700.000 | 0	**TSL Permittivity**	38.6
Group | UID	CW | 0-	**TSL Conductivity [S/m]**	2.94
Conversion Factor	5.76	**Phantom Section | TSL**	Flat | Head Simulating Liquid

Hardware Setup

Probe | Calibration Date	EX3DV4 - SN3749 | 2026-01-15	**Phantom**	Twin-SAM V5.0 (30deg probe tilt)
DAE | Calibration Date	DAE4 Sn1784 | 2026-04-13	**TSL Type**	HBBL-600-10000
Software Version	17.0.4.7034		

Scans Setup

	Area Scan	**Zoom Scan**
Grid Extents [mm]	40.0 x 80.0	30.0 x 30.0 x 29.1
Grid Steps [mm]	10.0 x 10.0	5.0 x 5.0 x 1.4
Sensor Surface [mm]	3.0	1.4
Graded Grid	N/A	Yes
M2/M1 [> 30%]		75.6
Dist 3dB Peak [> Grid Steps Δx, Δy mm]		9.0

Measurement Results

	Area Scan	**Zoom Scan**
psSAR1g [W/Kg]	3.42	**3.48**
psSAR10g [W/Kg]	1.29	**1.33**
Power Drift [±0.2 dB]	N/A	0.02

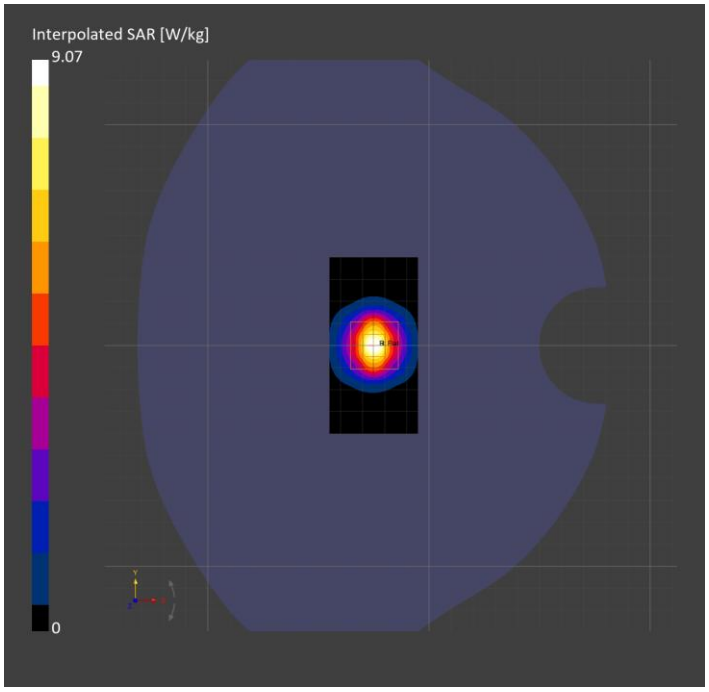

System Performance Check Report for D3900V2 - SN1102

Exposure Conditions

Frequency [MHz] | Channel Number	3900.000 | 0	**TSL Permittivity**	39.3
Group | UID	CW | 0-	**TSL Conductivity [S/m]**	3.13
Conversion Factor	5.71	**Phantom Section | TSL**	Flat | Head Simulating Liquid

Hardware Setup

Probe | Calibration Date	EX3DV4 - SN3749 | 2026-01-15	**Phantom**	Twin-SAM V5.0 (30deg probe tilt)
DAE | Calibration Date	DAE4 Sn1784 | 2026-04-13	**TSL Type**	HBBL-600-10000
Software Version	17.0.4.7034		

Scans Setup

	Area Scan	**Zoom Scan**
Grid Extents [mm]	40.0 x 80.0	30.0 x 30.0 x 29.1
Grid Steps [mm]	10.0 x 10.0	5.0 x 5.0 x 1.4
Sensor Surface [mm]	3.0	1.4
Graded Grid	N/A	Yes
M2/M1 [> 30%]		74.5
Dist 3dB Peak [> Grid Steps Δx, Δy mm]		9.0

Measurement Results

	Area Scan	**Zoom Scan**
psSAR1g [W/Kg]	3.12	**3.20**
psSAR10g [W/Kg]	1.14	**1.19**
Power Drift [±0.2 dB]	N/A	0.02

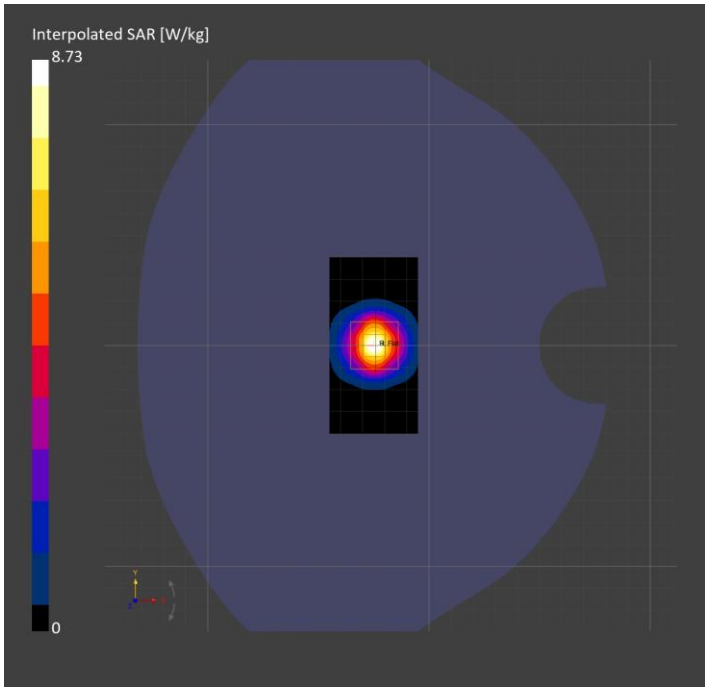

System Performance Check Report for D3700V2 - SN1039

Exposure Conditions

Frequency [MHz] | Channel Number	3700.000 | 0	**TSL Permittivity**	38.3
Group | UID	CW | 0-	**TSL Conductivity [S/m]**	2.91
Conversion Factor	5.76	**Phantom Section | TSL**	Flat | Head Simulating Liquid

Hardware Setup

Probe | Calibration Date	EX3DV4 - SN3749 | 2026-01-15	**Phantom**	Twin-SAM V5.0 (30deg probe tilt)
DAE | Calibration Date	DAE4 Sn1784 | 2026-04-13	**TSL Type**	HBBL-600-10000
Software Version	17.0.4.7034		

Scans Setup

	Area Scan	**Zoom Scan**
Grid Extents [mm]	40.0 x 80.0	30.0 x 30.0 x 29.1
Grid Steps [mm]	10.0 x 10.0	5.0 x 5.0 x 1.4
Sensor Surface [mm]	3.0	1.4
Graded Grid	N/A	Yes
M2/M1 [> 30%]		76.6
Dist 3dB Peak [> Grid Steps Δx, Δy mm]		9.3

Measurement Results

	Area Scan	**Zoom Scan**
psSAR1g [W/Kg]	3.12	**3.20**
psSAR10g [W/Kg]	1.20	**1.24**
Power Drift [±0.2 dB]	N/A	-0.02

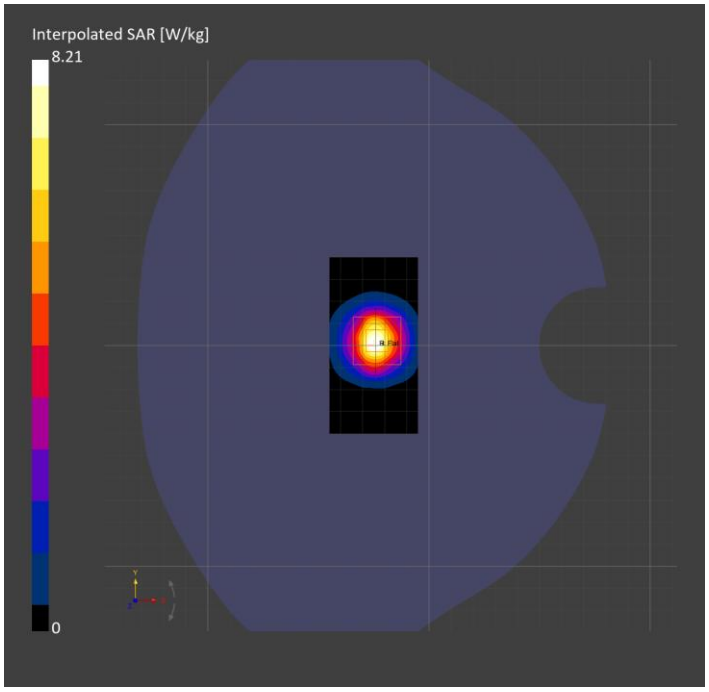

System Performance Check Report for D3700V2 - SN1110

Exposure Conditions

Frequency [MHz] | Channel Number	3700.000 | 0	**TSL Permittivity**	38.4
Group | UID	CW | 0-	**TSL Conductivity [S/m]**	2.92
Conversion Factor	6.35	**Phantom Section | TSL**	Flat | Head Simulating Liquid

Hardware Setup

Probe | Calibration Date	EX3DV4 - SN7448 | 2026-02-17	**Phantom**	Twin-SAM V5.0 (30deg probe tilt)
DAE | Calibration Date	DAE4 Sn1380 | 2026-02-05	**TSL Type**	HBBL-600-10000
Software Version	17.0.4.7034		

Scans Setup

	Area Scan	**Zoom Scan**
Grid Extents [mm]	40.0 x 80.0	30.0 x 30.0 x 29.1
Grid Steps [mm]	10.0 x 10.0	5.0 x 5.0 x 1.4
Sensor Surface [mm]	3.0	1.4
Graded Grid	N/A	Yes
M2/M1 [> 30%]		75.8
Dist 3dB Peak [> Grid Steps Δx, Δy mm]		8.1

Measurement Results

	Area Scan	**Zoom Scan**
psSAR1g [W/Kg]	6.11	**6.42**
psSAR10g [W/Kg]	2.28	**2.41**
Power Drift [±0.2 dB]	N/A	-0.14

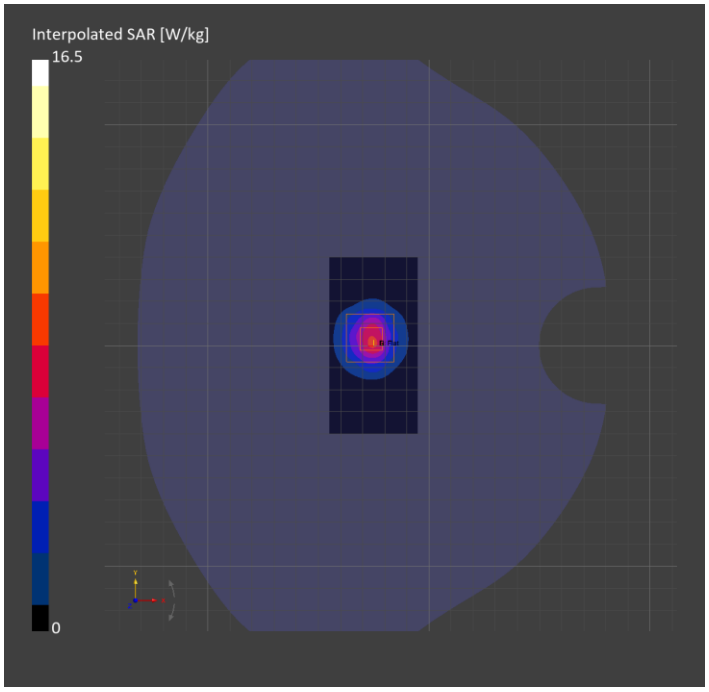

System Performance Check Report for D3700V2 - SN1039

Exposure Conditions

Frequency [MHz] | Channel Number	3700.000 | 0	**TSL Permittivity**	38.5
Group | UID	CW | 0-	**TSL Conductivity [S/m]**	2.96
Conversion Factor	6.35	**Phantom Section | TSL**	Flat | Head Simulating Liquid

Hardware Setup

Probe | Calibration Date	EX3DV4 - SN7448 | 2026-02-17	**Phantom**	Twin-SAM V5.0 (30deg probe tilt)
DAE | Calibration Date	DAE4 Sn1380 | 2026-02-05	**TSL Type**	HBBL-600-10000
Software Version	17.0.4.7034		

Scans Setup

	Area Scan	**Zoom Scan**
Grid Extents [mm]	40.0 x 80.0	30.0 x 30.0 x 29.1
Grid Steps [mm]	10.0 x 10.0	5.0 x 5.0 x 1.4
Sensor Surface [mm]	3.0	1.4
Graded Grid	N/A	Yes
M2/M1 [> 30%]		76.5
Dist 3dB Peak [> Grid Steps Δx, Δy mm]		8.0

Measurement Results

	Area Scan	**Zoom Scan**
psSAR1g [W/Kg]	6.15	**6.32**
psSAR10g [W/Kg]	2.28	**2.37**
Power Drift [±0.2 dB]	N/A	-0.09

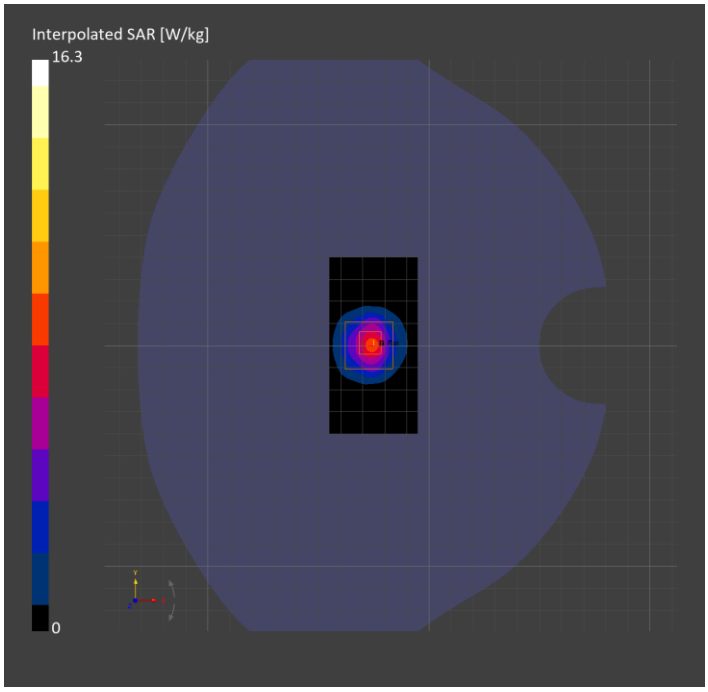

System Performance Check Report for D3900V2 - SN1102

Exposure Conditions

Frequency [MHz] | Channel Number	3900.000 | 0	**TSL Permittivity**	38.1
Group | UID	CW | 0-	**TSL Conductivity [S/m]**	3.15
Conversion Factor	6.25	**Phantom Section | TSL**	Flat | Head Simulating Liquid

Hardware Setup

Probe | Calibration Date	EX3DV4 - SN7448 | 2026-02-17	**Phantom**	Twin-SAM V5.0 (30deg probe tilt)
DAE | Calibration Date	DAE4 Sn1380 | 2026-02-05	**TSL Type**	HBBL-600-10000
Software Version	17.0.4.7034		

Scans Setup

	Area Scan	**Zoom Scan**
Grid Extents [mm]	40.0 x 80.0	30.0 x 30.0 x 29.1
Grid Steps [mm]	10.0 x 10.0	5.0 x 5.0 x 1.4
Sensor Surface [mm]	3.0	1.4
Graded Grid	N/A	Yes
M2/M1 [> 30%]		75.6
Dist 3dB Peak [> Grid Steps Δx, Δy mm]		8.0

Measurement Results

	Area Scan	**Zoom Scan**
psSAR1g [W/Kg]	6.42	**6.65**
psSAR10g [W/Kg]	2.27	**2.37**
Power Drift [±0.2 dB]	N/A	-0.07

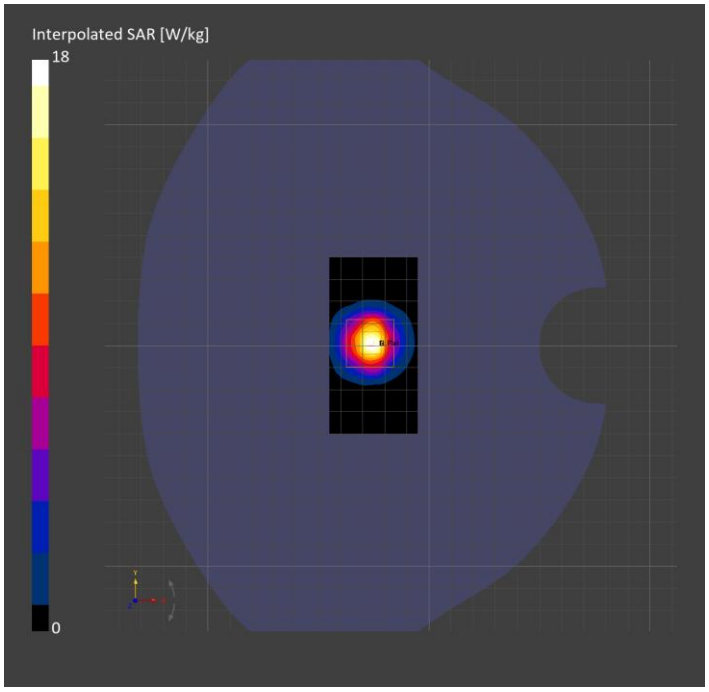

System Performance Check Report for D3500V2 - SN1182

Exposure Conditions

Frequency [MHz] | Channel Number	3500.000 | 0	**TSL Permittivity**	39.9
Group | UID	CW | 0-	**TSL Conductivity [S/m]**	2.72
Conversion Factor	6.35	**Phantom Section | TSL**	Flat | Head Simulating Liquid

Hardware Setup

Probe | Calibration Date	EX3DV4 - SN7448 | 2026-02-17	**Phantom**	Twin-SAM V5.0 (30deg probe tilt)
DAE | Calibration Date	DAE4 Sn1380 | 2026-02-05	**TSL Type**	HBBL-600-10000
Software Version	17.0.4.7034		

Scans Setup

	Area Scan	**Zoom Scan**
Grid Extents [mm]	40.0 x 80.0	30.0 x 30.0 x 29.1
Grid Steps [mm]	10.0 x 10.0	5.0 x 5.0 x 1.4
Sensor Surface [mm]	3.0	1.4
Graded Grid	N/A	Yes
M2/M1 [> 30%]		79.1
Dist 3dB Peak [> Grid Steps Δx, Δy mm]		8.0

Measurement Results

	Area Scan	**Zoom Scan**
psSAR1g [W/Kg]	5.60	**5.75**
psSAR10g [W/Kg]	2.15	**2.23**
Power Drift [±0.2 dB]	N/A	-0.08

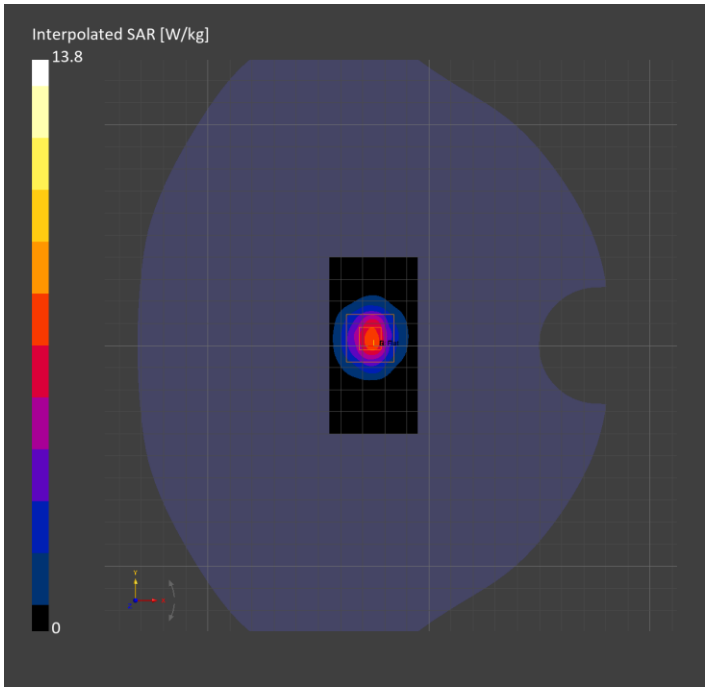

System Performance Check Report for D3900V2 - SN1115

Exposure Conditions

Frequency [MHz] | Channel Number	3900.000 | 0	**TSL Permittivity**	39.2
Group | UID	CW | 0-	**TSL Conductivity [S/m]**	3.11
Conversion Factor	6.25	**Phantom Section | TSL**	Flat | Head Simulating Liquid

Hardware Setup

Probe | Calibration Date	EX3DV4 - SN7448 | 2026-02-17	**Phantom**	Twin-SAM V5.0 (30deg probe tilt)
DAE | Calibration Date	DAE4 Sn1380 | 2026-02-05	**TSL Type**	HBBL-600-10000
Software Version	17.0.4.7034		

Scans Setup

	Area Scan	**Zoom Scan**
Grid Extents [mm]	40.0 x 80.0	30.0 x 30.0 x 29.1
Grid Steps [mm]	10.0 x 10.0	5.0 x 5.0 x 1.4
Sensor Surface [mm]	3.0	1.4
Graded Grid	N/A	Yes
M2/M1 [> 30%]		76.2
Dist 3dB Peak [> Grid Steps Δx, Δy mm]		8.0

Measurement Results

	Area Scan	**Zoom Scan**
psSAR1g [W/Kg]	5.79	**5.98**
psSAR10g [W/Kg]	2.06	**2.14**
Power Drift [±0.2 dB]	N/A	-0.06

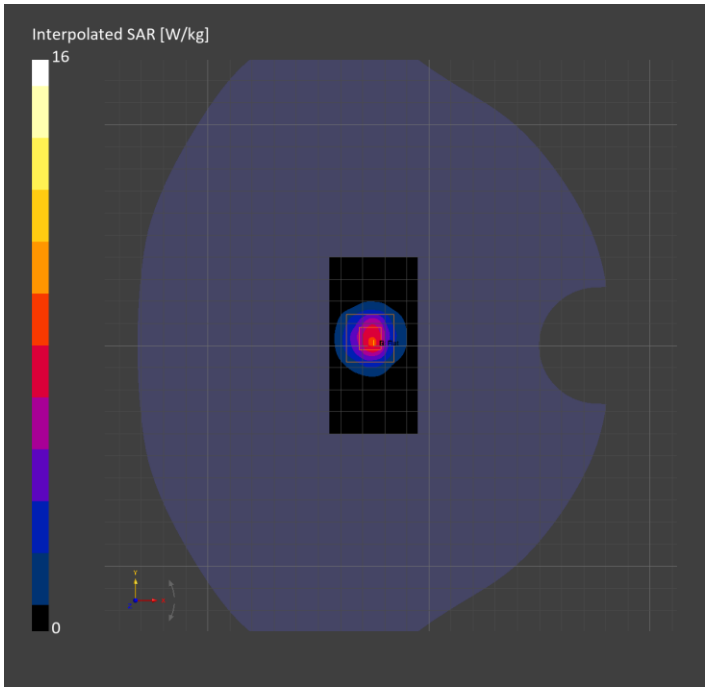

System Performance Check Report for D3500V2 - SN1011

Exposure Conditions

Frequency [MHz] | Channel Number	3500.000 | 0	**TSL Permittivity**	40.3
Group | UID	CW | 0-	**TSL Conductivity [S/m]**	2.71
Conversion Factor	6.35	**Phantom Section | TSL**	Flat | Head Simulating Liquid

Hardware Setup

Probe | Calibration Date	EX3DV4 - SN7448 | 2026-02-17	**Phantom**	Twin-SAM V5.0 (30deg probe tilt)
DAE | Calibration Date	DAE4 Sn1380 | 2026-02-05	**TSL Type**	HBBL-600-10000
Software Version	17.0.4.7034		

Scans Setup

	Area Scan	**Zoom Scan**
Grid Extents [mm]	40.0 x 80.0	30.0 x 30.0 x 29.1
Grid Steps [mm]	10.0 x 10.0	5.0 x 5.0 x 1.4
Sensor Surface [mm]	3.0	1.4
Graded Grid	N/A	Yes
M2/M1 [> 30%]		78.5
Dist 3dB Peak [> Grid Steps Δx, Δy mm]		8.3

Measurement Results

	Area Scan	**Zoom Scan**
psSAR1g [W/Kg]	6.38	**6.27**
psSAR10g [W/Kg]	2.43	**2.44**
Power Drift [±0.2 dB]	N/A	-0.00

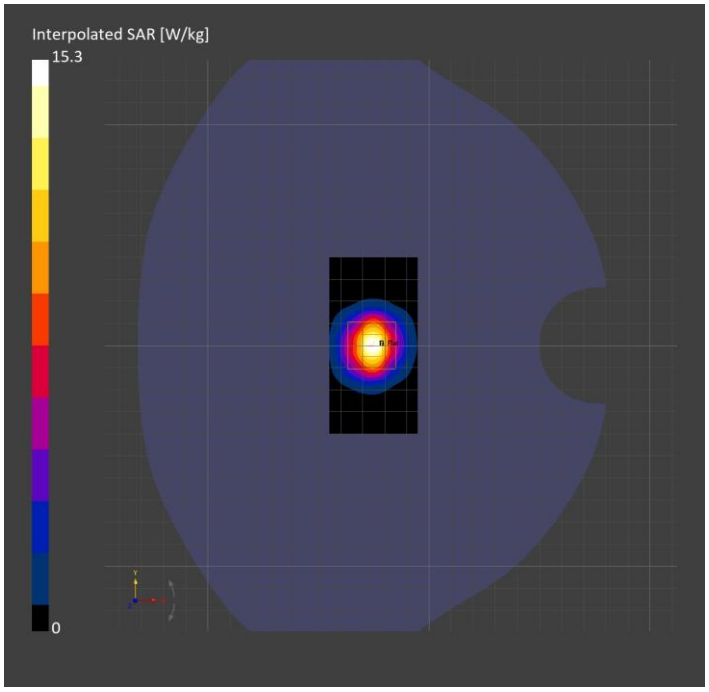

System Performance Check Report for D3500V2 - SN1011

Exposure Conditions

Frequency [MHz] | Channel Number	3500.000 | 0	**TSL Permittivity**	37.9
Group | UID	CW | 0-	**TSL Conductivity [S/m]**	2.73
Conversion Factor	6.63	**Phantom Section | TSL**	Flat | Head Simulating Liquid

Hardware Setup

Probe | Calibration Date	EX3DV4 - SN3990 | 2026-02-17	**Phantom**	Twin-SAM V5.0 (30deg probe tilt)
DAE | Calibration Date	DAE4 Sn1545 | 2026-02-06	**TSL Type**	HBBL-600-10000
Software Version	17.0.4.7034		

Scans Setup

	Area Scan	**Zoom Scan**
Grid Extents [mm]	40.0 x 80.0	30.0 x 30.0 x 29.1
Grid Steps [mm]	10.0 x 10.0	5.0 x 5.0 x 1.4
Sensor Surface [mm]	3.0	1.4
Graded Grid	N/A	Yes
M2/M1 [> 30%]		75.3
Dist 3dB Peak [> Grid Steps Δx, Δy mm]		5.1

Measurement Results

	Area Scan	**Zoom Scan**
psSAR1g [W/Kg]	5.89	**6.18**
psSAR10g [W/Kg]	2.28	**2.28**
Power Drift [±0.2 dB]	N/A	-0.01

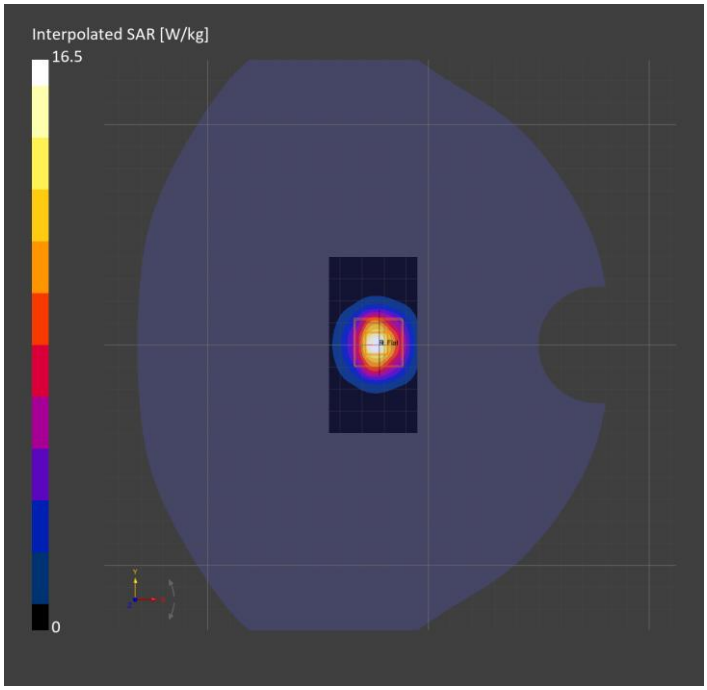

System Performance Check Report for D3700V2 - SN1039

Exposure Conditions

Frequency [MHz] | Channel Number	3700.000 | 0	**TSL Permittivity**	37.5
Group | UID	CW | 0-	**TSL Conductivity [S/m]**	2.92
Conversion Factor	6.65	**Phantom Section | TSL**	Flat | Head Simulating Liquid

Hardware Setup

Probe | Calibration Date	EX3DV4 - SN3990 | 2026-02-17	**Phantom**	Twin-SAM V5.0 (30deg probe tilt)
DAE | Calibration Date	DAE4 Sn1545 | 2026-02-06	**TSL Type**	HBBL-600-10000
Software Version	17.0.4.7034		

Scans Setup

	Area Scan	**Zoom Scan**
Grid Extents [mm]	40.0 x 80.0	30.0 x 30.0 x 29.1
Grid Steps [mm]	10.0 x 10.0	5.0 x 5.0 x 1.4
Sensor Surface [mm]	3.0	1.4
Graded Grid	N/A	Yes
M2/M1 [> 30%]		75.5
Dist 3dB Peak [> Grid Steps Δx, Δy mm]		8.6

Measurement Results

	Area Scan	**Zoom Scan**
psSAR1g [W/Kg]	6.22	**6.30**
psSAR10g [W/Kg]	2.33	**2.33**
Power Drift [±0.2 dB]	N/A	-0.04

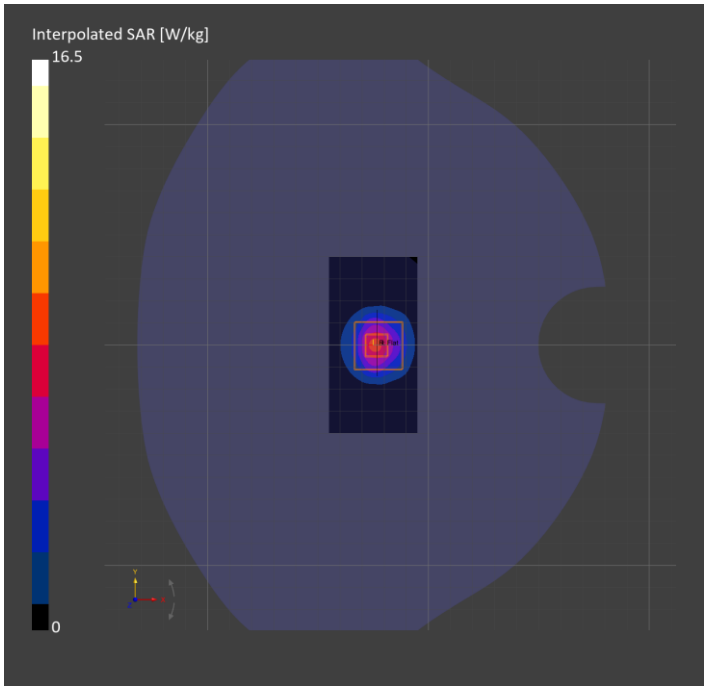

System Performance Check Report for D3900V2 - SN1102

Exposure Conditions

Frequency [MHz] | Channel Number	3900.000 | 0	**TSL Permittivity**	36.6
Group | UID	CW | 0-	**TSL Conductivity [S/m]**	3.24
Conversion Factor	6.74	**Phantom Section | TSL**	Flat | Head Simulating Liquid

Hardware Setup

Probe | Calibration Date	EX3DV4 - SN3990 | 2026-02-17	**Phantom**	Twin-SAM V5.0 (30deg probe tilt)
DAE | Calibration Date	DAE4 Sn1545 | 2026-02-06	**TSL Type**	HBBL-600-10000
Software Version	17.0.4.7034		

Scans Setup

	Area Scan	**Zoom Scan**
Grid Extents [mm]	40.0 x 80.0	30.0 x 30.0 x 29.1
Grid Steps [mm]	10.0 x 10.0	5.0 x 5.0 x 1.4
Sensor Surface [mm]	3.0	1.4
Graded Grid	N/A	Yes
M2/M1 [> 30%]		73.1
Dist 3dB Peak [> Grid Steps Δx, Δy mm]		8.0

Measurement Results

	Area Scan	**Zoom Scan**
psSAR1g [W/Kg]	3.09	**3.21**
psSAR10g [W/Kg]	1.09	**1.14**
Power Drift [±0.2 dB]	N/A	0.00

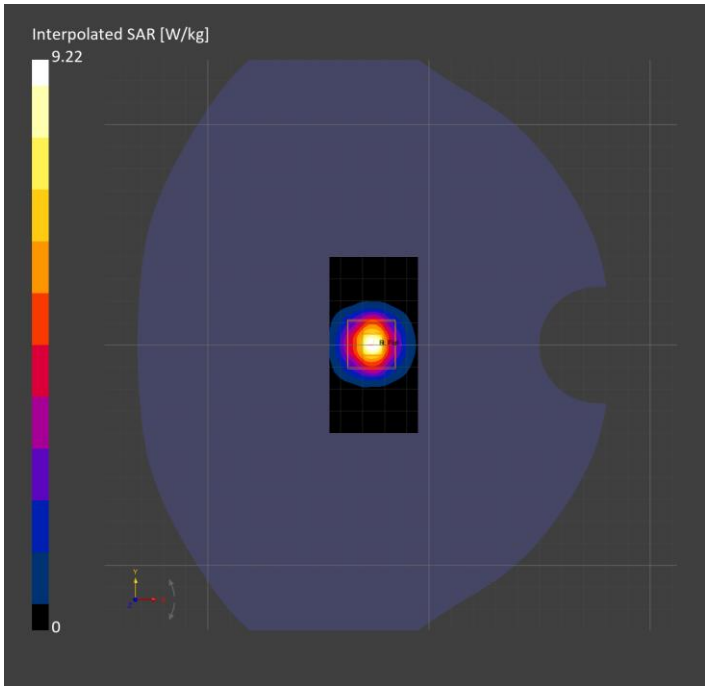

System Performance Check Report for D2600V2 - SN1006

Exposure Conditions

Frequency [MHz] | Channel Number	2600.000 | 0	**TSL Permittivity**	36.4
Group | UID	CW | 0-	**TSL Conductivity [S/m]**	2.02
Conversion Factor	7.25	**Phantom Section | TSL**	Flat | Head Simulating Liquid

Hardware Setup

Probe | Calibration Date	EX3DV4 - SN3990 | 2026-02-17	**Phantom**	Twin-SAM V5.0 (30deg probe tilt)
DAE | Calibration Date	DAE4 Sn1545 | 2026-02-06	**TSL Type**	HBBL-600-10000
Software Version	17.0.4.7034		

Scans Setup

	Area Scan	**Zoom Scan**
Grid Extents [mm]	40.0 x 80.0	30.0 x 30.0 x 31.2
Grid Steps [mm]	10.0 x 10.0	5.0 x 5.0 x 1.5
Sensor Surface [mm]	3.0	1.4
Graded Grid	N/A	Yes
M2/M1 [> 30%]		80.7
Dist 3dB Peak [> Grid Steps Δx, Δy mm]		9.0

Measurement Results

	Area Scan	**Zoom Scan**
psSAR1g [W/Kg]	2.55	**2.51**
psSAR10g [W/Kg]	1.15	**1.12**
Power Drift [±0.2 dB]	N/A	0.00

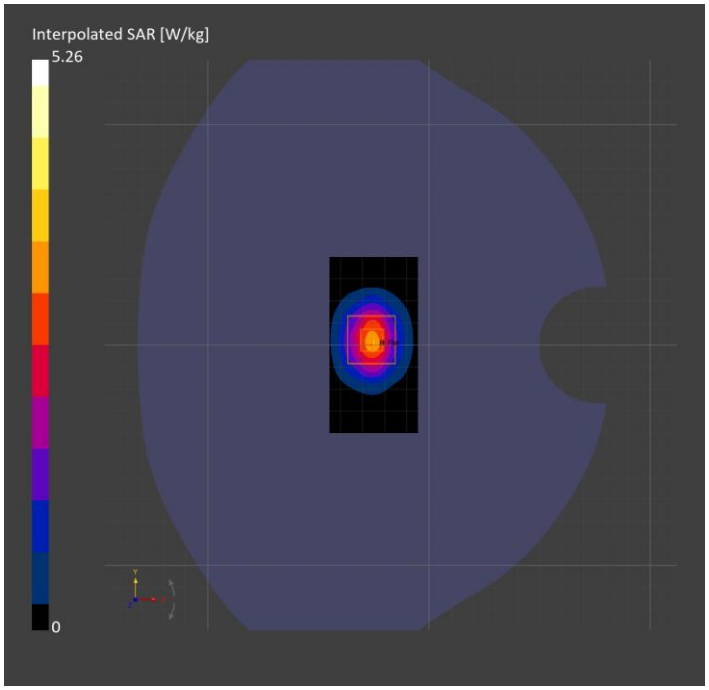

System Performance Check Report for D3500V2 - SN1060

Exposure Conditions

Frequency [MHz] | Channel Number	3500.000 | 0	**TSL Permittivity**	37.0
Group | UID	CW | 0-	**TSL Conductivity [S/m]**	2.93
Conversion Factor	6.63	**Phantom Section | TSL**	Flat | Head Simulating Liquid

Hardware Setup

Probe | Calibration Date	EX3DV4 - SN3990 | 2026-02-17	**Phantom**	Twin-SAM V5.0 (30deg probe tilt)
DAE | Calibration Date	DAE4 Sn1545 | 2026-02-06	**TSL Type**	HBBL-600-10000
Software Version	17.0.4.7034		

Scans Setup

	Area Scan	**Zoom Scan**
Grid Extents [mm]	40.0 x 80.0	30.0 x 30.0 x 29.1
Grid Steps [mm]	10.0 x 10.0	5.0 x 5.0 x 1.4
Sensor Surface [mm]	3.0	1.4
Graded Grid	N/A	Yes
M2/M1 [> 30%]		75.1
Dist 3dB Peak [> Grid Steps Δx, Δy mm]		8.6

Measurement Results

	Area Scan	**Zoom Scan**
psSAR1g [W/Kg]	3.50	**3.42**
psSAR10g [W/Kg]	1.35	**1.31**
Power Drift [±0.2 dB]	N/A	-0.13

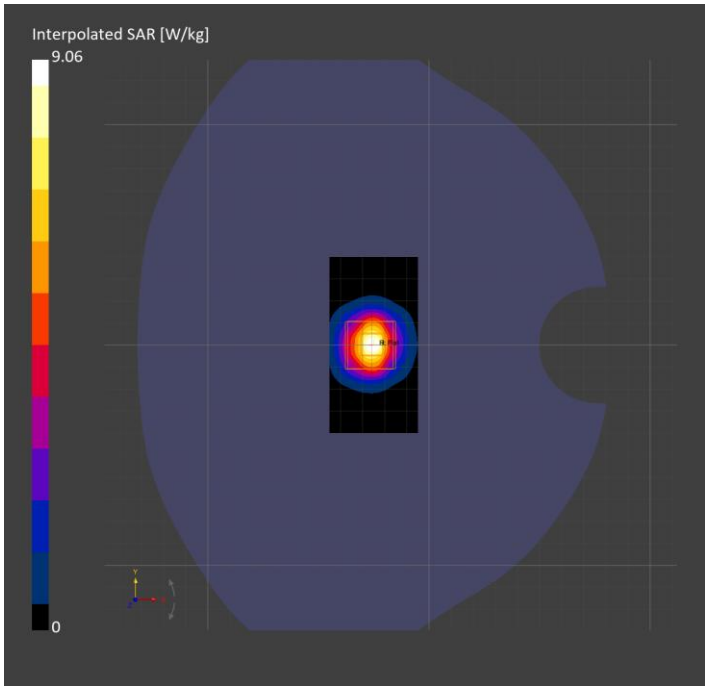

System Performance Check Report for D3900V2 - SN1115

Exposure Conditions

Frequency [MHz] | Channel Number	3900.000 | 0	**TSL Permittivity**	36.2
Group | UID	CW | 0-	**TSL Conductivity [S/m]**	3.33
Conversion Factor	6.74	**Phantom Section | TSL**	Flat | Head Simulating Liquid

Hardware Setup

Probe | Calibration Date	EX3DV4 - SN3990 | 2026-02-17	**Phantom**	Twin-SAM V5.0 (30deg probe tilt)
DAE | Calibration Date	DAE4 Sn1545 | 2026-02-06	**TSL Type**	HBBL-600-10000
Software Version	17.0.4.7034		

Scans Setup

	Area Scan	**Zoom Scan**
Grid Extents [mm]	40.0 x 80.0	30.0 x 30.0 x 29.1
Grid Steps [mm]	10.0 x 10.0	5.0 x 5.0 x 1.4
Sensor Surface [mm]	3.0	1.4
Graded Grid	N/A	Yes
M2/M1 [> 30%]		72.8
Dist 3dB Peak [> Grid Steps Δx, Δy mm]		8.0

Measurement Results

	Area Scan	**Zoom Scan**
psSAR1g [W/Kg]	3.28	**3.40**
psSAR10g [W/Kg]	1.19	**1.21**
Power Drift [±0.2 dB]	N/A	-0.01

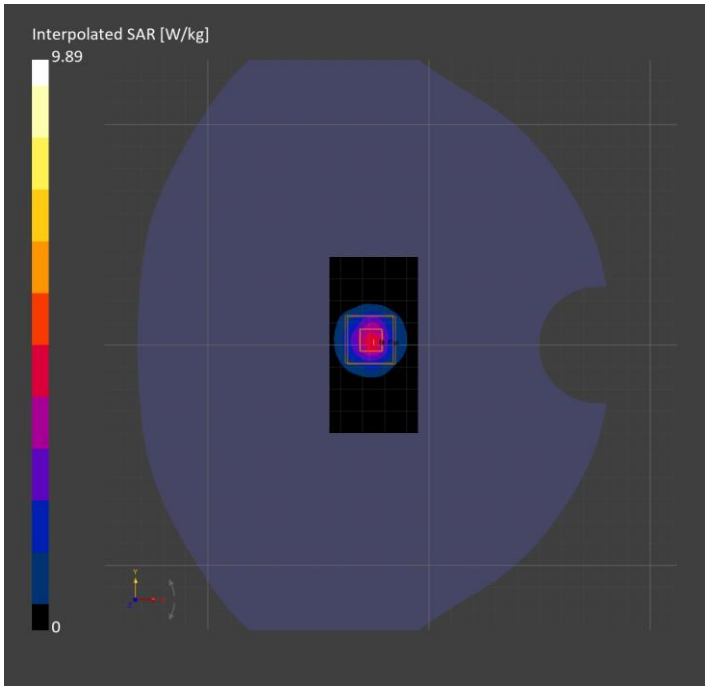

System Performance Check Report for D2600V2 - SN1036

Exposure Conditions

Frequency [MHz] | Channel Number	2600.000 | 0	**TSL Permittivity**	38.7
Group | UID	CW | 0-	**TSL Conductivity [S/m]**	1.97
Conversion Factor	7.25	**Phantom Section | TSL**	Flat | Head Simulating Liquid

Hardware Setup

Probe | Calibration Date	EX3DV4 - SN3990 | 2026-02-17	**Phantom**	Twin-SAM V5.0 (30deg probe tilt)
DAE | Calibration Date	DAE4 Sn1545 | 2026-02-06	**TSL Type**	DAKS 3.5 Head 20.95 deg.C 2026-Jul-16 08_54_43
Software Version	17.0.4.7034		

Scans Setup

	Area Scan	**Zoom Scan**
Grid Extents [mm]	40.0 x 80.0	30.0 x 30.0 x 31.2
Grid Steps [mm]	10.0 x 10.0	5.0 x 5.0 x 1.5
Sensor Surface [mm]	3.0	1.4
Graded Grid	N/A	Yes
M2/M1 [> 30%]		78.9
Dist 3dB Peak [> Grid Steps Δx, Δy mm]		9.3

Measurement Results

	Area Scan	**Zoom Scan**
psSAR1g [W/Kg]	2.59	**2.61**
psSAR10g [W/Kg]	1.18	**1.18**
Power Drift [±0.2 dB]	N/A	-0.00

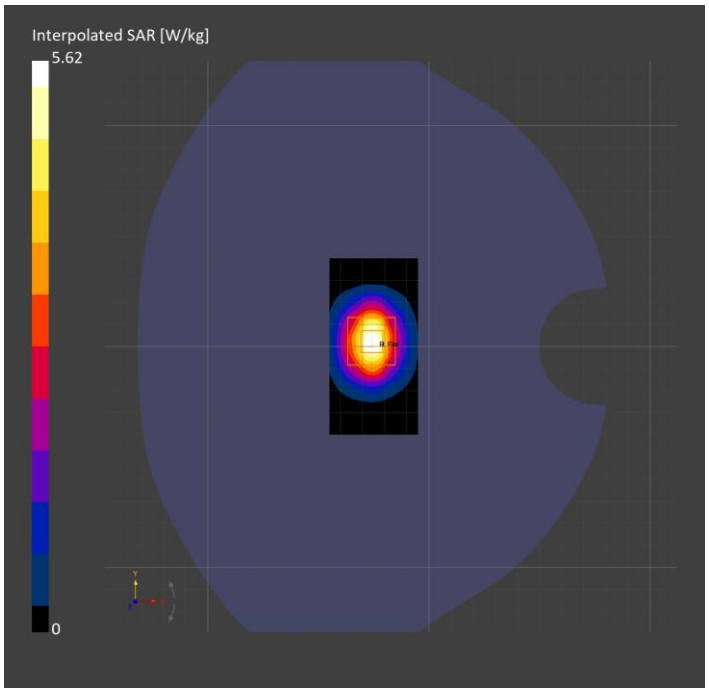

System Performance Check Report for D3700V2 - SN1131

Exposure Conditions

Frequency [MHz] | Channel Number	3700.000 | 0	**TSL Permittivity**	35.9
Group | UID	CW | 0-	**TSL Conductivity [S/m]**	2.95
Conversion Factor	6.65	**Phantom Section | TSL**	Flat | Head Simulating Liquid

Hardware Setup

Probe | Calibration Date	EX3DV4 - SN3990 | 2026-02-17	**Phantom**	Twin-SAM V5.0 (30deg probe tilt)
DAE | Calibration Date	DAE4 Sn1545 | 2026-02-06	**TSL Type**	DAK 3.5 Head 20.72 deg.C 2026-Jul-20 09_47_18
Software Version	17.0.4.7034		

Scans Setup

	Area Scan	**Zoom Scan**
Grid Extents [mm]	40.0 x 80.0	30.0 x 30.0 x 29.1
Grid Steps [mm]	10.0 x 10.0	5.0 x 5.0 x 1.4
Sensor Surface [mm]	3.0	1.4
Graded Grid	N/A	Yes
M2/M1 [> 30%]		74.7
Dist 3dB Peak [> Grid Steps Δx, Δy mm]		9.0

Measurement Results

	Area Scan	**Zoom Scan**
psSAR1g [W/Kg]	3.14	**3.19**
psSAR10g [W/Kg]	1.20	**1.21**
Power Drift [±0.2 dB]	N/A	0.01

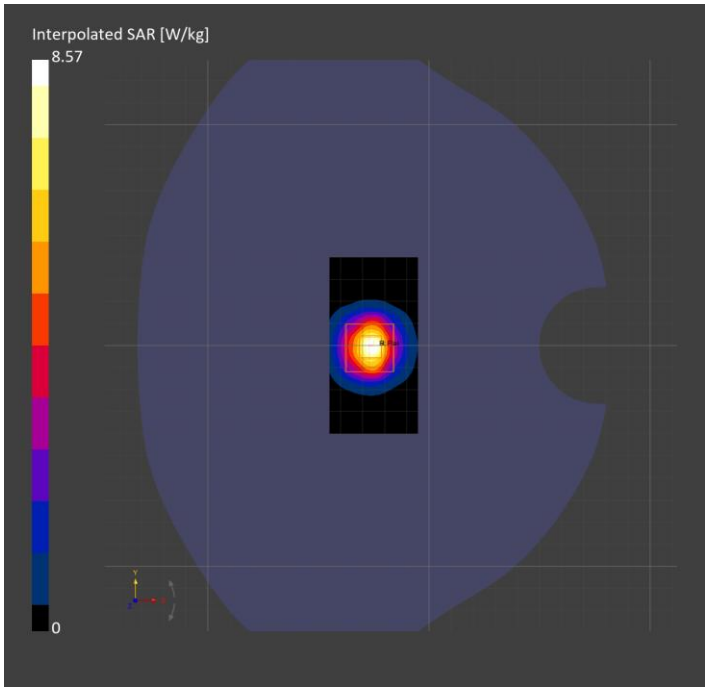

System Performance Check Report for D3700V2 - SN1039

Exposure Conditions

Frequency [MHz] | Channel Number	3700.000 | 0	**TSL Permittivity**	40.6
Group | UID	CW | 0-	**TSL Conductivity [S/m]**	2.94
Conversion Factor	6.31	**Phantom Section | TSL**	Flat | Head Simulating Liquid

Hardware Setup

Probe | Calibration Date	EX3DV4 - SN7897 | 2025-10-14	**Phantom**	Twin-SAM V8.0 (30deg probe tilt)
DAE | Calibration Date	DAE4 Sn1377 | 2025-09-09	**TSL Type**	HBBL-600-10000
Software Version	17.0.4.7034		

Scans Setup

	Area Scan	**Zoom Scan**
Grid Extents [mm]	40.0 x 80.0	30.0 x 30.0 x 29.1
Grid Steps [mm]	10.0 x 10.0	5.0 x 5.0 x 1.4
Sensor Surface [mm]	3.0	1.4
Graded Grid	N/A	Yes
M2/M1 [> 30%]		74.6
Dist 3dB Peak [> Grid Steps Δx, Δy mm]		8.6

Measurement Results

	Area Scan	**Zoom Scan**
psSAR1g [W/Kg]	2.95	**3.17**
psSAR10g [W/Kg]	1.18	**1.21**
Power Drift [±0.2 dB]	N/A	0.02

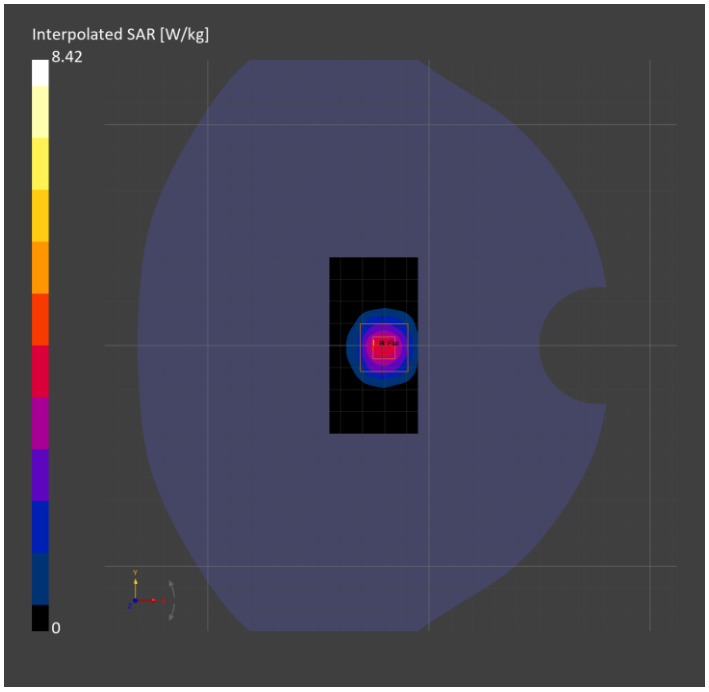

System Performance Check Report for D3500V2 - SN1060

Exposure Conditions

Frequency [MHz] | Channel Number	3500.000 | 0	**TSL Permittivity**	39.2
Group | UID	CW | 0-	**TSL Conductivity [S/m]**	2.83
Conversion Factor	6.38	**Phantom Section | TSL**	Flat | Head Simulating Liquid

Hardware Setup

Probe | Calibration Date	EX3DV4 - SN7897 | 2025-10-14	**Phantom**	Twin-SAM V8.0 (30deg probe tilt)
DAE | Calibration Date	DAE4 Sn1377 | 2025-09-09	**TSL Type**	HBBL-600-10000
Software Version	17.0.4.7034		

Scans Setup

	Area Scan	**Zoom Scan**
Grid Extents [mm]	40.0 x 80.0	30.0 x 30.0 x 29.1
Grid Steps [mm]	10.0 x 10.0	5.0 x 5.0 x 1.4
Sensor Surface [mm]	3.0	1.4
Graded Grid	N/A	Yes
M2/M1 [> 30%]		76.6
Dist 3dB Peak [> Grid Steps Δx, Δy mm]		8.6

Measurement Results

	Area Scan	**Zoom Scan**
psSAR1g [W/Kg]	3.27	**3.36**
psSAR10g [W/Kg]	1.30	**1.30**
Power Drift [±0.2 dB]	N/A	-0.07

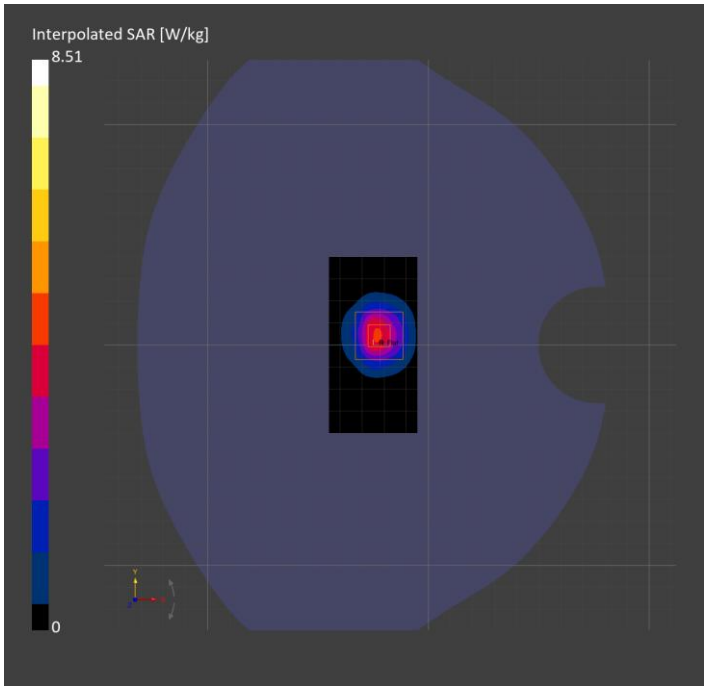

System Performance Check Report for D3900V2 - SN1102

Exposure Conditions

Frequency [MHz] | Channel Number	3900.000 | 0	**TSL Permittivity**	38.7
Group | UID	CW | 0-	**TSL Conductivity [S/m]**	3.18
Conversion Factor	6.28	**Phantom Section | TSL**	Flat | Head Simulating Liquid

Hardware Setup

Probe | Calibration Date	EX3DV4 - SN7897 | 2025-10-14	**Phantom**	Twin-SAM V8.0 (30deg probe tilt)
DAE | Calibration Date	DAE4 Sn1377 | 2025-09-09	**TSL Type**	HBBL-600-10000
Software Version	17.0.4.7034		

Scans Setup

	Area Scan	**Zoom Scan**
Grid Extents [mm]	40.0 x 80.0	30.0 x 30.0 x 29.1
Grid Steps [mm]	10.0 x 10.0	5.0 x 5.0 x 1.4
Sensor Surface [mm]	3.0	1.4
Graded Grid	N/A	Yes
M2/M1 [> 30%]		73.6
Dist 3dB Peak [> Grid Steps Δx, Δy mm]		8.1

Measurement Results

	Area Scan	**Zoom Scan**
psSAR1g [W/Kg]	3.16	**3.31**
psSAR10g [W/Kg]	1.15	**1.17**
Power Drift [±0.2 dB]	N/A	0.02

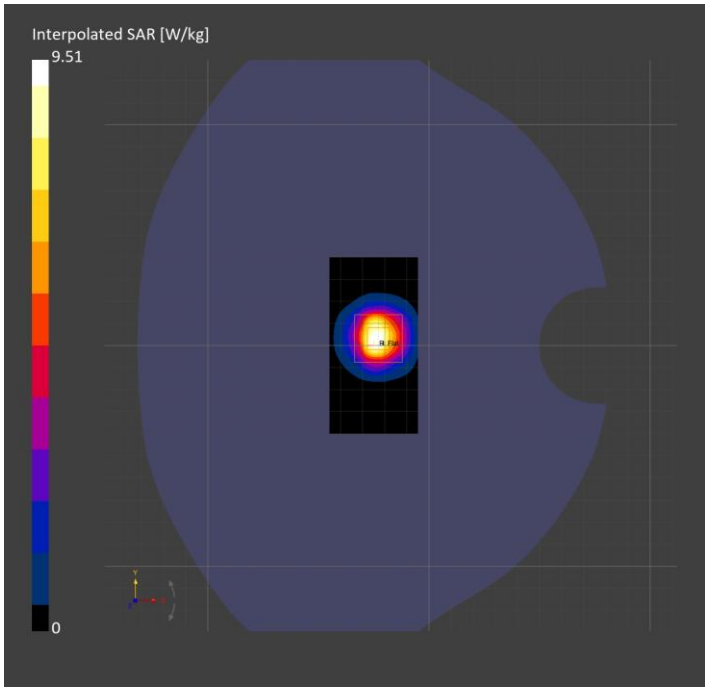

System Performance Check Report for D2600V2 - SN1006

Exposure Conditions

Frequency [MHz] | Channel Number	2600.000 | 0	**TSL Permittivity**	39.8
Group | UID	CW | 0-	**TSL Conductivity [S/m]**	1.96
Conversion Factor	6.74	**Phantom Section | TSL**	Flat | Head Simulating Liquid

Hardware Setup

Probe | Calibration Date	EX3DV4 - SN7897 | 2025-10-14	**Phantom**	Twin-SAM V8.0 (30deg probe tilt)
DAE | Calibration Date	DAE4 Sn1377 | 2025-09-09	**TSL Type**	HBBL-600-10000
Software Version	17.0.4.7034		

Scans Setup

	Area Scan	**Zoom Scan**
Grid Extents [mm]	40.0 x 80.0	30.0 x 30.0 x 31.2
Grid Steps [mm]	10.0 x 10.0	5.0 x 5.0 x 1.5
Sensor Surface [mm]	3.0	1.4
Graded Grid	N/A	Yes
M2/M1 [> 30%]		80.7
Dist 3dB Peak [> Grid Steps Δx, Δy mm]		9.0

Measurement Results

	Area Scan	**Zoom Scan**
psSAR1g [W/Kg]	2.49	**2.51**
psSAR10g [W/Kg]	1.15	**1.14**
Power Drift [±0.2 dB]	N/A	0.00

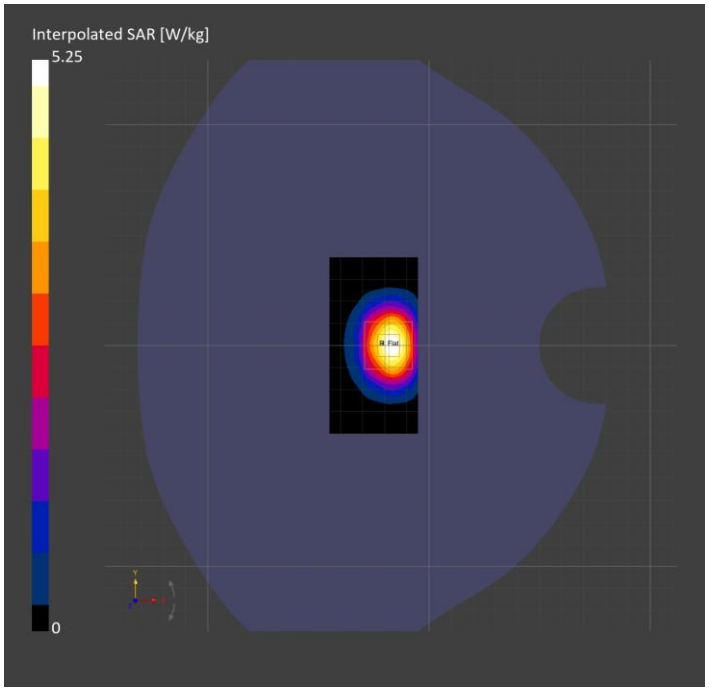

System Performance Check Report for D3500V2 - SN1011

Exposure Conditions

Frequency [MHz] | Channel Number	3500.000 | 0	**TSL Permittivity**	38.1
Group | UID	CW | 0-	**TSL Conductivity [S/m]**	2.73
Conversion Factor	6.38	**Phantom Section | TSL**	Flat | Head Simulating Liquid

Hardware Setup

Probe | Calibration Date	EX3DV4 - SN7897 | 2025-10-14	**Phantom**	Twin-SAM V8.0 (30deg probe tilt)
DAE | Calibration Date	DAE4 Sn1377 | 2025-09-09	**TSL Type**	HBBL-600-10000
Software Version	17.0.4.7034		

Scans Setup

	Area Scan	**Zoom Scan**
Grid Extents [mm]	40.0 x 80.0	30.0 x 30.0 x 29.1
Grid Steps [mm]	10.0 x 10.0	5.0 x 5.0 x 1.4
Sensor Surface [mm]	3.0	1.4
Graded Grid	N/A	Yes
M2/M1 [> 30%]		75.7
Dist 3dB Peak [> Grid Steps Δx, Δy mm]		8.0

Measurement Results

	Area Scan	**Zoom Scan**
psSAR1g [W/Kg]	2.88	**3.11**
psSAR10g [W/Kg]	1.18	**1.19**
Power Drift [±0.2 dB]	N/A	0.02

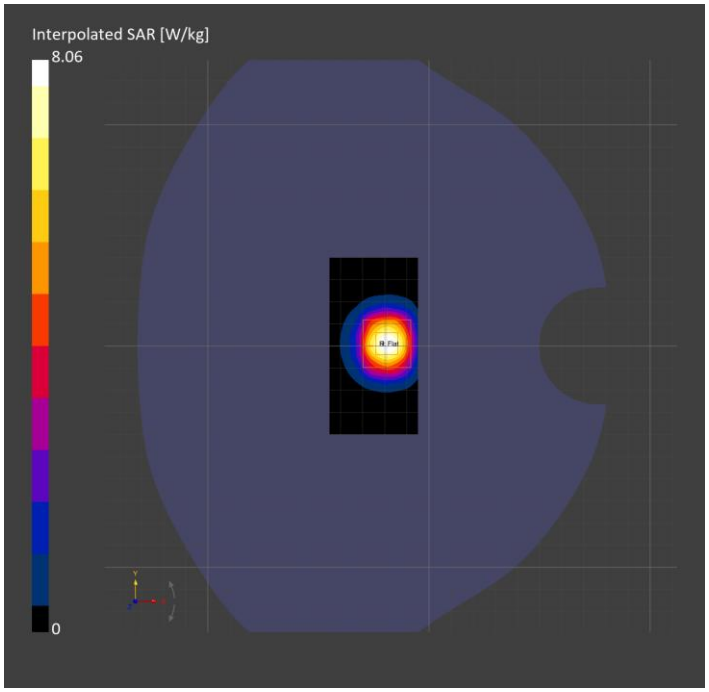

System Performance Check Report for D2600V2 - SN1036

Exposure Conditions

Frequency [MHz] | Channel Number	2600.000 | 0	**TSL Permittivity**	39.9
Group | UID	CW | 0-	**TSL Conductivity [S/m]**	1.87
Conversion Factor	6.82	**Phantom Section | TSL**	Flat | Head Simulating Liquid

Hardware Setup

Probe | Calibration Date	EX3DV4 - SN7979 | 2026-03-03	**Phantom**	Twin-SAM V8.0 (30deg probe tilt)
DAE | Calibration Date	DAE4ip Sn1943 | 2026-02-23	**TSL Type**	DAK 3.5 24.42 deg.C 2026-Jun-12 17_21_13
Software Version	17.0.4.7034		

Scans Setup

	Area Scan	**Zoom Scan**
Grid Extents [mm]	40.0 x 80.0	30.0 x 30.0 x 31.2
Grid Steps [mm]	10.0 x 10.0	5.0 x 5.0 x 1.5
Sensor Surface [mm]	3.0	1.4
Graded Grid	N/A	Yes
M2/M1 [> 30%]		80.7
Dist 3dB Peak [> Grid Steps Δx, Δy mm]		9.0

Measurement Results

	Area Scan	**Zoom Scan**
psSAR1g [W/Kg]	2.42	**2.52**
psSAR10g [W/Kg]	1.08	**1.16**
Power Drift [±0.2 dB]	-0.06	-0.14

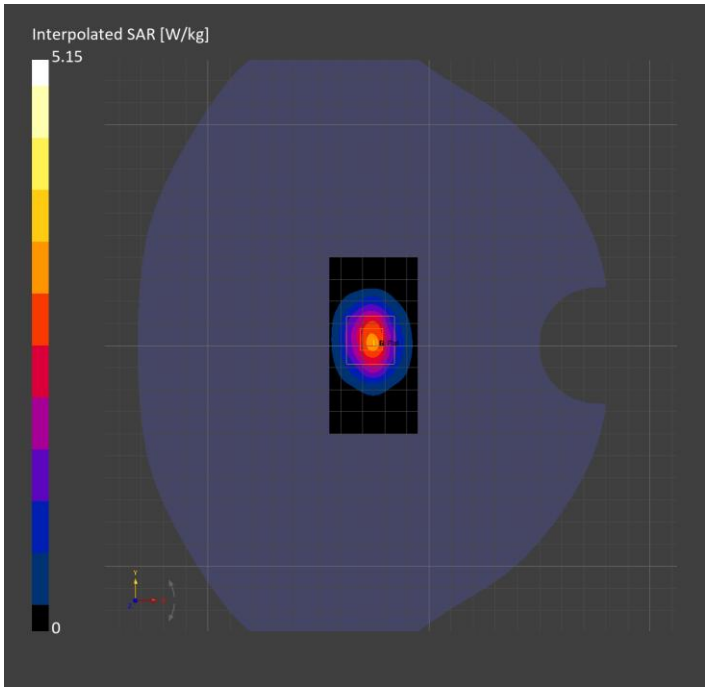

System Performance Check Report for D2600V2 - SN1006

Exposure Conditions

Frequency [MHz] | Channel Number	2600.000 | 0	**TSL Permittivity**	39.5
Group | UID	CW | 0-	**TSL Conductivity [S/m]**	1.94
Conversion Factor	6.82	**Phantom Section | TSL**	Flat | Head Simulating Liquid

Hardware Setup

Probe | Calibration Date	EX3DV4 - SN7979 | 2026-03-03	**Phantom**	Twin-SAM V8.0 (30deg probe tilt)
DAE | Calibration Date	DAE4ip Sn1943 | 2026-02-23	**TSL Type**	DAK 3.5 Head 22.18 deg.C 2026-Jun-22 12_25_27
Software Version	17.0.4.7034		

Scans Setup

	Area Scan	**Zoom Scan**
Grid Extents [mm]	40.0 x 80.0	30.0 x 30.0 x 31.2
Grid Steps [mm]	10.0 x 10.0	5.0 x 5.0 x 1.5
Sensor Surface [mm]	3.0	1.4
Graded Grid	N/A	Yes
M2/M1 [> 30%]		81.6
Dist 3dB Peak [> Grid Steps Δx, Δy mm]		9.5

Measurement Results

	Area Scan	**Zoom Scan**
psSAR1g [W/Kg]	2.89	**2.92**
psSAR10g [W/Kg]	1.32	**1.36**
Power Drift [±0.2 dB]	-0.01	-0.01

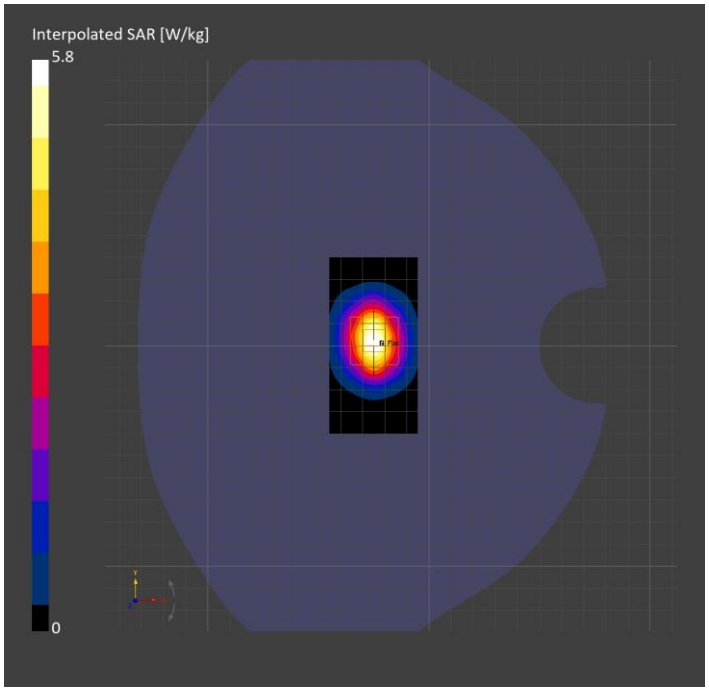

System Performance Check Report for D2300V2 - SN1002

Exposure Conditions

Frequency [MHz] | Channel Number	2300.000 | 0	**TSL Permittivity**	36.1
Group | UID	CW | 0-	**TSL Conductivity [S/m]**	1.65
Conversion Factor	7.1	**Phantom Section | TSL**	Flat | Head Simulating Liquid

Hardware Setup

Probe | Calibration Date	EX3DV4 - SN7979 | 2026-03-03	**Phantom**	Twin-SAM V8.0 (30deg probe tilt)
DAE | Calibration Date	DAE4ip Sn1943 | 2026-02-23	**TSL Type**	DAK 3.5 22.2 deg.C 2026-Jun-30 00_53_50
Software Version	17.0.4.7034		

Scans Setup

	Area Scan	**Zoom Scan**
Grid Extents [mm]	40.0 x 80.0	30.0 x 30.0 x 31.2
Grid Steps [mm]	10.0 x 10.0	5.0 x 5.0 x 1.5
Sensor Surface [mm]	3.0	1.4
Graded Grid	N/A	Yes
M2/M1 [> 30%]		82.1
Dist 3dB Peak [> Grid Steps Δx, Δy mm]		10.0

Measurement Results

	Area Scan	**Zoom Scan**
psSAR1g [W/Kg]	5.17	**5.22**
psSAR10g [W/Kg]	2.53	**2.57**
Power Drift [±0.2 dB]	-0.00	0.01

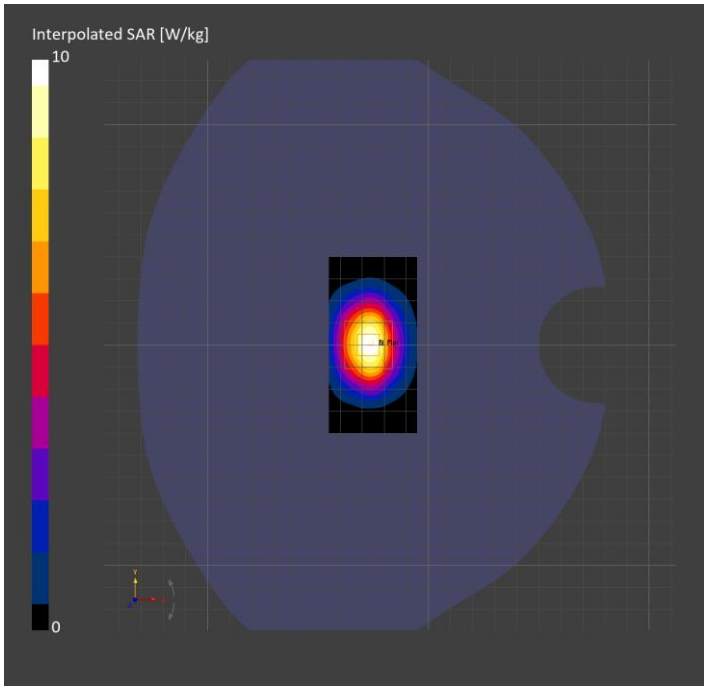

System Performance Check Report for D2300V2 - SN1058

Exposure Conditions

Frequency [MHz] | Channel Number	2300.000 | 0	**TSL Permittivity**	39.6
Group | UID	CW | 0-	**TSL Conductivity [S/m]**	1.65
Conversion Factor	7.1	**Phantom Section | TSL**	Flat | Head Simulating Liquid

Hardware Setup

Probe | Calibration Date	EX3DV4 - SN7979 | 2026-03-03	**Phantom**	Twin-SAM V8.0 (30deg probe tilt)
DAE | Calibration Date	DAE4ip Sn1943 | 2026-02-23	**TSL Type**	DAKS 3.5 Head 22.62 deg.C 2026-Jul-16 10_23_45
Software Version	17.0.4.7034		

Scans Setup

	Area Scan	**Zoom Scan**
Grid Extents [mm]	40.0 x 80.0	30.0 x 30.0 x 31.2
Grid Steps [mm]	10.0 x 10.0	5.0 x 5.0 x 1.5
Sensor Surface [mm]	3.0	1.4
Graded Grid	N/A	Yes
M2/M1 [> 30%]		82.5
Dist 3dB Peak [> Grid Steps Δx, Δy mm]		10.0

Measurement Results

	Area Scan	**Zoom Scan**
psSAR1g [W/Kg]	2.47	**2.46**
psSAR10g [W/Kg]	1.19	**1.21**
Power Drift [±0.2 dB]	0.00	-0.02

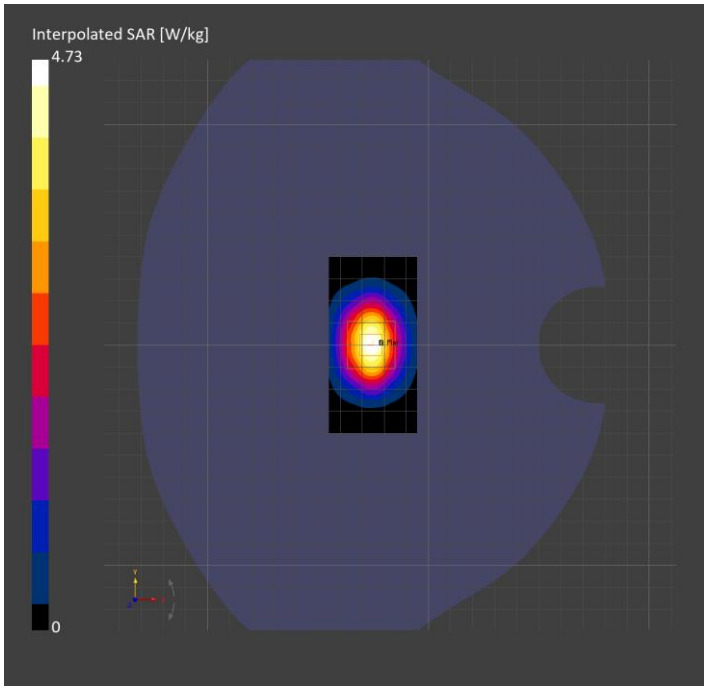

System Performance Check Report for D2600V2 - SN1036

Exposure Conditions

Frequency [MHz] | Channel Number	2600.000 | 0	**TSL Permittivity**	40.1
Group | UID	CW | 0-	**TSL Conductivity [S/m]**	1.99
Conversion Factor	7.04	**Phantom Section | TSL**	Flat | Head Simulating Liquid

Hardware Setup

Probe | Calibration Date	EX3DV4 - SN7981 | 2026-03-17	**Phantom**	Twin-SAM V8.0 (30deg probe tilt)
DAE | Calibration Date	DAE4ip Sn1944 | 2026-03-05	**TSL Type**	HBBL-600-10000
Software Version	17.0.4.7034		

Scans Setup

	Area Scan	**Zoom Scan**
Grid Extents [mm]	40.0 x 80.0	30.0 x 30.0 x 31.2
Grid Steps [mm]	10.0 x 10.0	5.0 x 5.0 x 1.5
Sensor Surface [mm]	3.0	1.4
Graded Grid	N/A	Yes
M2/M1 [> 30%]		82.4
Dist 3dB Peak [> Grid Steps Δx, Δy mm]		9.0

Measurement Results

	Area Scan	**Zoom Scan**
psSAR1g [W/Kg]	5.59	**5.67**
psSAR10g [W/Kg]	2.56	**2.63**
Power Drift [±0.2 dB]	0.00	0.00

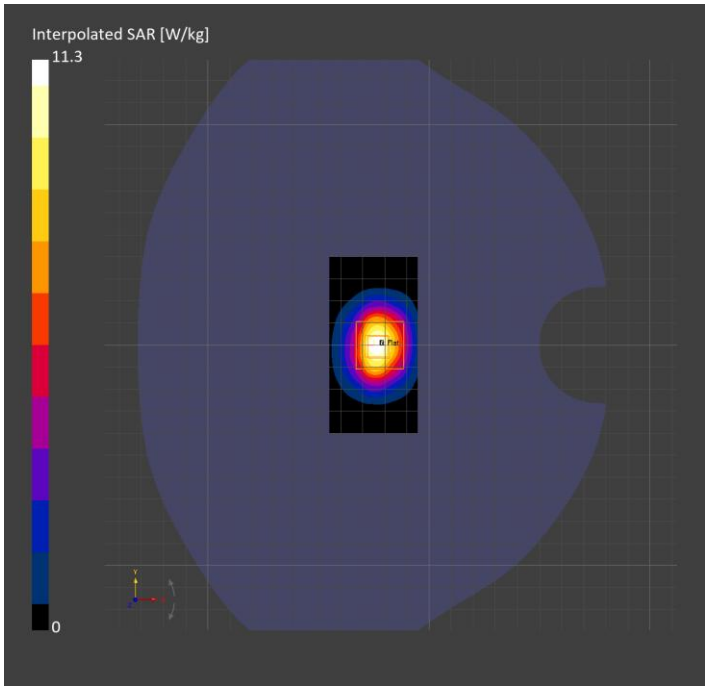

System Performance Check Report for D2300V2 - SN1058

Exposure Conditions

Frequency [MHz] | Channel Number	2300.000 | 0	**TSL Permittivity**	41.8
Group | UID	CW | 0-	**TSL Conductivity [S/m]**	1.65
Conversion Factor	7.24	**Phantom Section | TSL**	Flat | Head Simulating Liquid

Hardware Setup

Probe | Calibration Date	EX3DV4 - SN7981 | 2026-03-17	**Phantom**	Twin-SAM V8.0 (30deg probe tilt)
DAE | Calibration Date	DAE4ip Sn1944 | 2026-03-05	**TSL Type**	HBBL-600-10000
Software Version	17.0.4.7034		

Scans Setup

	Area Scan	**Zoom Scan**
Grid Extents [mm]	40.0 x 80.0	30.0 x 30.0 x 31.2
Grid Steps [mm]	10.0 x 10.0	5.0 x 5.0 x 1.5
Sensor Surface [mm]	3.0	1.4
Graded Grid	N/A	Yes
M2/M1 [> 30%]		83.3
Dist 3dB Peak [> Grid Steps Δx, Δy mm]		9.9

Measurement Results

	Area Scan	**Zoom Scan**
psSAR1g [W/Kg]	4.88	**4.97**
psSAR10g [W/Kg]	2.32	**2.46**
Power Drift [±0.2 dB]	-0.04	-0.12

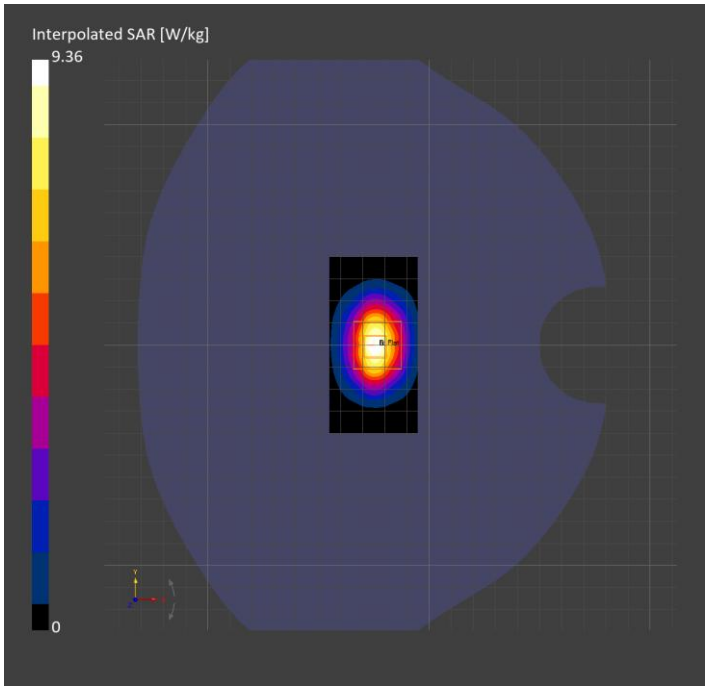

System Performance Check Report for D2300V2 - SN1002

Exposure Conditions

Frequency [MHz] | Channel Number	2300.000 | 0	**TSL Permittivity**	41.3
Group | UID	CW | 0-	**TSL Conductivity [S/m]**	1.62
Conversion Factor	7.24	**Phantom Section | TSL**	Flat | Head Simulating Liquid

Hardware Setup

Probe | Calibration Date	EX3DV4 - SN7981 | 2026-03-17	**Phantom**	Twin-SAM V8.0 (30deg probe tilt)
DAE | Calibration Date	DAE4ip Sn1944 | 2026-03-05	**TSL Type**	DAK 3.5 Head 20.75 deg.C 2026-Jun-29 08_45_22
Software Version	17.0.4.7034		

Scans Setup

	Area Scan	**Zoom Scan**
Grid Extents [mm]	40.0 x 80.0	30.0 x 30.0 x 31.2
Grid Steps [mm]	10.0 x 10.0	5.0 x 5.0 x 1.5
Sensor Surface [mm]	3.0	1.4
Graded Grid	N/A	Yes
M2/M1 [> 30%]		82.4
Dist 3dB Peak [> Grid Steps Δx, Δy mm]		9.0

Measurement Results

	Area Scan	**Zoom Scan**
psSAR1g [W/Kg]	2.23	**2.31**
psSAR10g [W/Kg]	1.06	**1.13**
Power Drift [±0.2 dB]	-0.05	-0.11

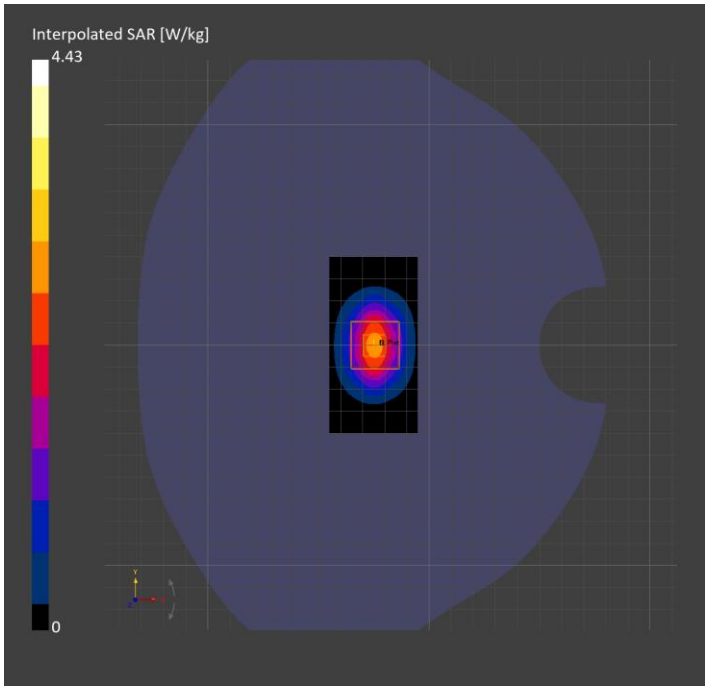

System Performance Check Report for D2600V2 - SN1006

Exposure Conditions

Frequency [MHz] | Channel Number	2600.000 | 0	**TSL Permittivity**	39.8
Group | UID	CW | 0-	**TSL Conductivity [S/m]**	1.87
Conversion Factor	7.04	**Phantom Section | TSL**	Flat | Head Simulating Liquid

Hardware Setup

Probe | Calibration Date	EX3DV4 - SN7981 | 2026-03-17	**Phantom**	Twin-SAM V8.0 (30deg probe tilt)
DAE | Calibration Date	DAE4ip Sn1944 | 2026-03-05	**TSL Type**	DAK 3.5 Head 21.11 deg.C 2026-Jul-02 07_45_42
Software Version	17.0.4.7034		

Scans Setup

	Area Scan	**Zoom Scan**
Grid Extents [mm]	40.0 x 80.0	30.0 x 30.0 x 31.2
Grid Steps [mm]	10.0 x 10.0	5.0 x 5.0 x 1.5
Sensor Surface [mm]	3.0	1.4
Graded Grid	N/A	Yes
M2/M1 [> 30%]		82.1
Dist 3dB Peak [> Grid Steps Δx, Δy mm]		9.0

Measurement Results

	Area Scan	**Zoom Scan**
psSAR1g [W/Kg]	2.44	**2.55**
psSAR10g [W/Kg]	1.08	**1.17**
Power Drift [±0.2 dB]	-0.04	-0.12

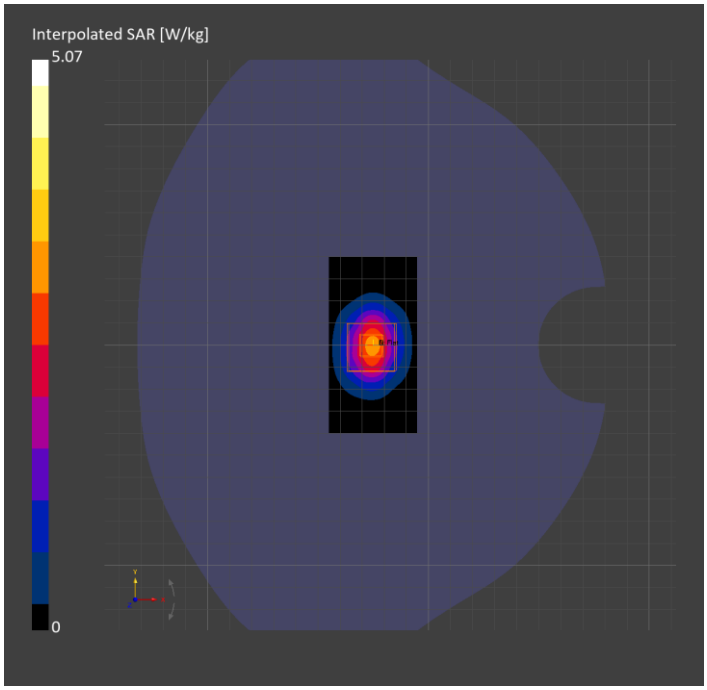

System Performance Check Report for D3700V2 - SN1039

Exposure Conditions

Frequency [MHz] | Channel Number	3700.000 | 0	**TSL Permittivity**	40.3
Group | UID	CW | 0-	**TSL Conductivity [S/m]**	2.95
Conversion Factor	6.34	**Phantom Section | TSL**	Flat | Head Simulating Liquid

Hardware Setup

Probe | Calibration Date	EX3DV4 - SN7983 | 2026-03-24	**Phantom**	Twin-SAM V8.0 (30deg probe tilt)
DAE | Calibration Date	DAE4ip Sn1947 | 2026-03-23	**TSL Type**	DAK 3.5 Head 20.4 deg.C 2026-Jun-16 13_46_19
Software Version	17.0.4.7034		

Scans Setup

	Area Scan	**Zoom Scan**
Grid Extents [mm]	40.0 x 80.0	30.0 x 30.0 x 29.1
Grid Steps [mm]	10.0 x 10.0	5.0 x 5.0 x 1.4
Sensor Surface [mm]	3.0	1.4
Graded Grid	N/A	Yes
M2/M1 [> 30%]		73.8
Dist 3dB Peak [> Grid Steps Δx, Δy mm]		8.3

Measurement Results

	Area Scan	**Zoom Scan**
psSAR1g [W/Kg]	3.01	**3.14**
psSAR10g [W/Kg]	1.11	**1.18**
Power Drift [±0.2 dB]	-0.03	-0.10

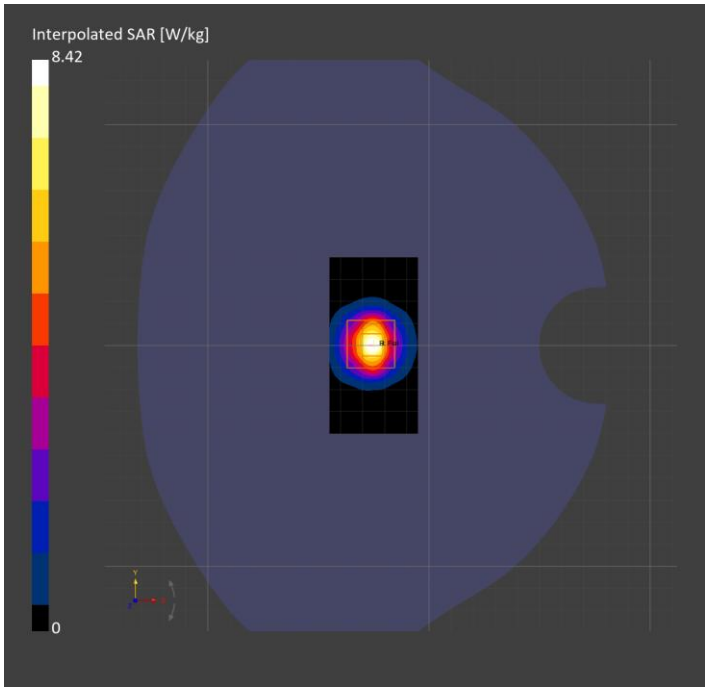

System Performance Check Report for D3900V2 - SN1102

Exposure Conditions

Frequency [MHz] | Channel Number	3900.000 | 0	**TSL Permittivity**	39.9
Group | UID	CW | 0-	**TSL Conductivity [S/m]**	3.14
Conversion Factor	6.31	**Phantom Section | TSL**	Flat | Head Simulating Liquid

Hardware Setup

Probe | Calibration Date	EX3DV4 - SN7983 | 2026-03-24	**Phantom**	Twin-SAM V8.0 (30deg probe tilt)
DAE | Calibration Date	DAE4ip Sn1947 | 2026-03-23	**TSL Type**	DAK 3.5 Head 20.4 deg.C 2026-Jun-16 13_46_19
Software Version	17.0.4.7034		

Scans Setup

	Area Scan	**Zoom Scan**
Grid Extents [mm]	40.0 x 80.0	30.0 x 30.0 x 29.1
Grid Steps [mm]	10.0 x 10.0	5.0 x 5.0 x 1.4
Sensor Surface [mm]	3.0	1.4
Graded Grid	N/A	Yes
M2/M1 [> 30%]		72.7
Dist 3dB Peak [> Grid Steps Δx, Δy mm]		8.0

Measurement Results

	Area Scan	**Zoom Scan**
psSAR1g [W/Kg]	6.05	**6.40**
psSAR10g [W/Kg]	2.15	**2.29**
Power Drift [±0.2 dB]	-0.02	-0.08

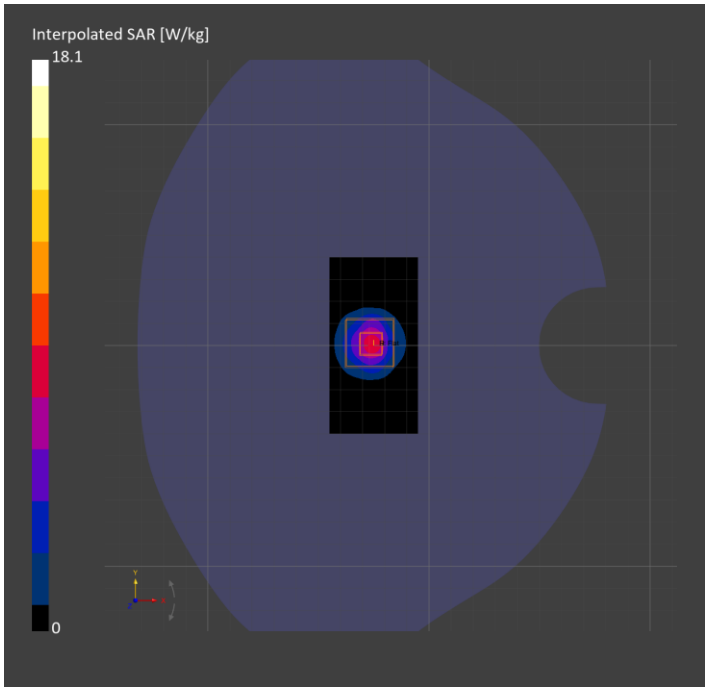

System Performance Check Report for D3500V2 - SN1060

Exposure Conditions

Frequency [MHz] | Channel Number	3500.000 | 0	**TSL Permittivity**	38.5
Group | UID	CW | 0-	**TSL Conductivity [S/m]**	2.75
Conversion Factor	6.38	**Phantom Section | TSL**	Flat | Head Simulating Liquid

Hardware Setup

Probe | Calibration Date	EX3DV4 - SN7983 | 2026-03-24	**Phantom**	Twin-SAM V8.0 (30deg probe tilt)
DAE | Calibration Date	DAE4ip Sn1947 | 2026-03-23	**TSL Type**	DAK 3.5 Head 20.36 deg.C 2026-Jun-19 02_26_40
Software Version	17.0.4.7034		

Scans Setup

	Area Scan	**Zoom Scan**
Grid Extents [mm]	40.0 x 80.0	30.0 x 30.0 x 29.1
Grid Steps [mm]	10.0 x 10.0	5.0 x 5.0 x 1.4
Sensor Surface [mm]	3.0	1.4
Graded Grid	N/A	Yes
M2/M1 [> 30%]		75.5
Dist 3dB Peak [> Grid Steps Δx, Δy mm]		8.0

Measurement Results

	Area Scan	**Zoom Scan**
psSAR1g [W/Kg]	2.81	**2.92**
psSAR10g [W/Kg]	1.07	**1.14**
Power Drift [±0.2 dB]	-0.04	-0.06

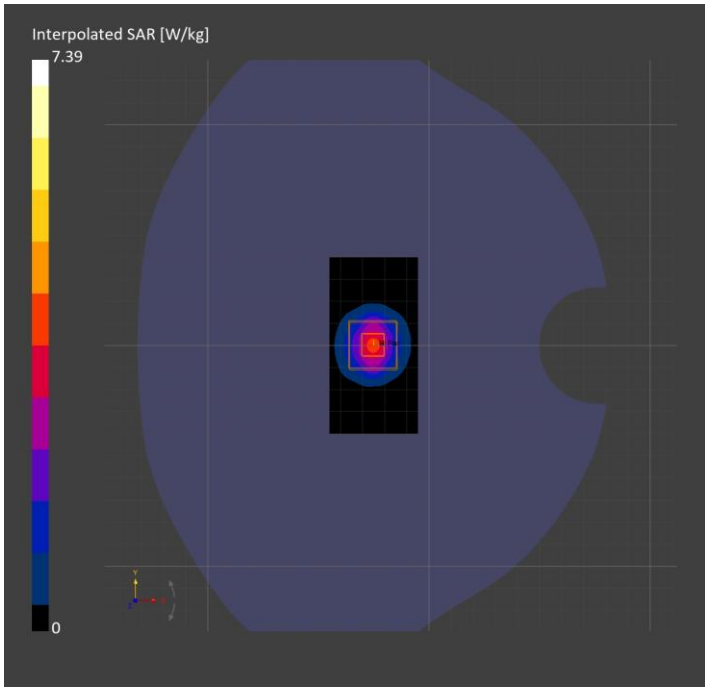

System Performance Check Report for D2600V2 - SN1006

Exposure Conditions

Frequency [MHz] | Channel Number	2600.000 | 0	**TSL Permittivity**	37.0
Group | UID	CW | 0-	**TSL Conductivity [S/m]**	1.90
Conversion Factor	6.9	**Phantom Section | TSL**	Flat | Head Simulating Liquid

Hardware Setup

Probe | Calibration Date	EX3DV4 - SN7983 | 2026-03-24	**Phantom**	Twin-SAM V8.0 (30deg probe tilt)
DAE | Calibration Date	DAE4ip Sn1947 | 2026-03-23	**TSL Type**	DAK 3.5 20.24 deg.C 2026-Jul-06 19_51_03
Software Version	17.0.4.7034		

Scans Setup

	Area Scan	**Zoom Scan**
Grid Extents [mm]	40.0 x 80.0	30.0 x 30.0 x 31.2
Grid Steps [mm]	10.0 x 10.0	5.0 x 5.0 x 1.5
Sensor Surface [mm]	3.0	1.4
Graded Grid	N/A	Yes
M2/M1 [> 30%]		81.3
Dist 3dB Peak [> Grid Steps Δx, Δy mm]		9.0

Measurement Results

	Area Scan	**Zoom Scan**
psSAR1g [W/Kg]	5.56	**5.76**
psSAR10g [W/Kg]	2.50	**2.63**
Power Drift [±0.2 dB]	-0.06	-0.12

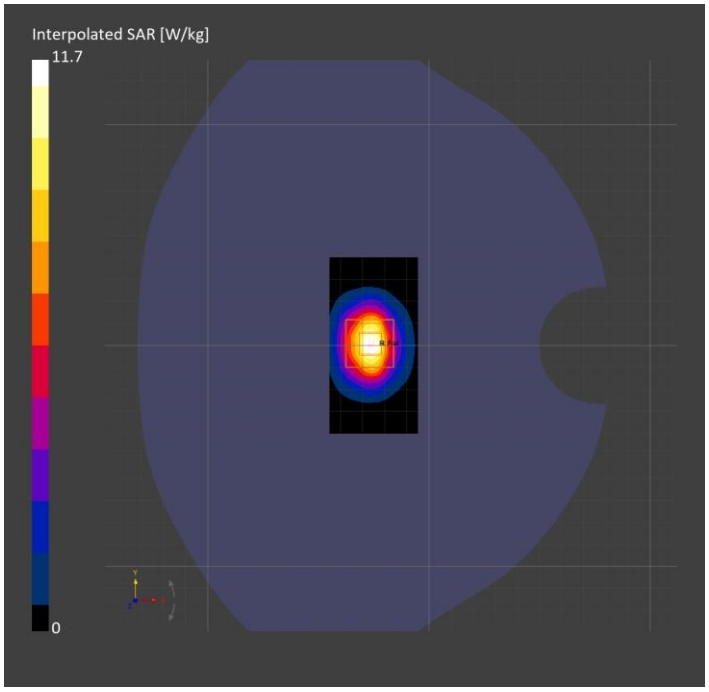

System Performance Check Report for D3700V2 - SN1131

Exposure Conditions

Frequency [MHz] | Channel Number	3700.000 | 0	**TSL Permittivity**	36.5
Group | UID	CW | 0-	**TSL Conductivity [S/m]**	2.92
Conversion Factor	6.34	**Phantom Section | TSL**	Flat | Head Simulating Liquid

Hardware Setup

Probe | Calibration Date	EX3DV4 - SN7983 | 2026-03-24	**Phantom**	Twin-SAM V8.0 (30deg probe tilt)
DAE | Calibration Date	DAE4ip Sn1947 | 2026-03-23	**TSL Type**	DAK 3.5 20.24 deg.C 2026-Jul-06 20_26_17
Software Version	17.0.4.7034		

Scans Setup

	Area Scan	**Zoom Scan**
Grid Extents [mm]	40.0 x 80.0	30.0 x 30.0 x 29.1
Grid Steps [mm]	10.0 x 10.0	5.0 x 5.0 x 1.4
Sensor Surface [mm]	3.0	1.4
Graded Grid	N/A	Yes
M2/M1 [> 30%]		74.9
Dist 3dB Peak [> Grid Steps Δx, Δy mm]		8.1

Measurement Results

	Area Scan	**Zoom Scan**
psSAR1g [W/Kg]	5.79	**6.15**
psSAR10g [W/Kg]	2.19	**2.34**
Power Drift [±0.2 dB]	-0.06	-0.10

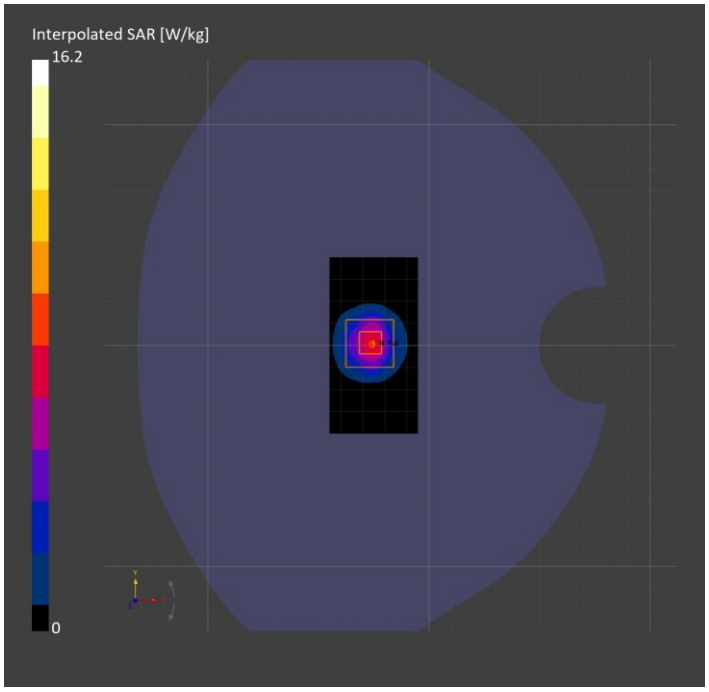

System Performance Check Report for D2600V2 - SN1036

Exposure Conditions

Frequency [MHz] | Channel Number	2600.000 | 0	**TSL Permittivity**	42.6
Group | UID	CW | 0-	**TSL Conductivity [S/m]**	1.92
Conversion Factor	6.9	**Phantom Section | TSL**	Flat | Head Simulating Liquid

Hardware Setup

Probe | Calibration Date	EX3DV4 - SN7983 | 2026-03-24	**Phantom**	Twin-SAM V8.0 (30deg probe tilt)
DAE | Calibration Date	DAE4ip Sn1947 | 2026-03-23	**TSL Type**	DAK 3.5 22.25 deg.C 2026-Jul-17 08_37_02
Software Version	17.0.4.7034		

Scans Setup

	Area Scan	**Zoom Scan**
Grid Extents [mm]	40.0 x 80.0	30.0 x 30.0 x 31.2
Grid Steps [mm]	10.0 x 10.0	5.0 x 5.0 x 1.5
Sensor Surface [mm]	3.0	1.4
Graded Grid	N/A	Yes
M2/M1 [> 30%]		81.8
Dist 3dB Peak [> Grid Steps Δx, Δy mm]		9.0

Measurement Results

	Area Scan	**Zoom Scan**
psSAR1g [W/Kg]	2.65	**2.70**
psSAR10g [W/Kg]	1.18	**1.24**
Power Drift [±0.2 dB]	-0.08	-0.08

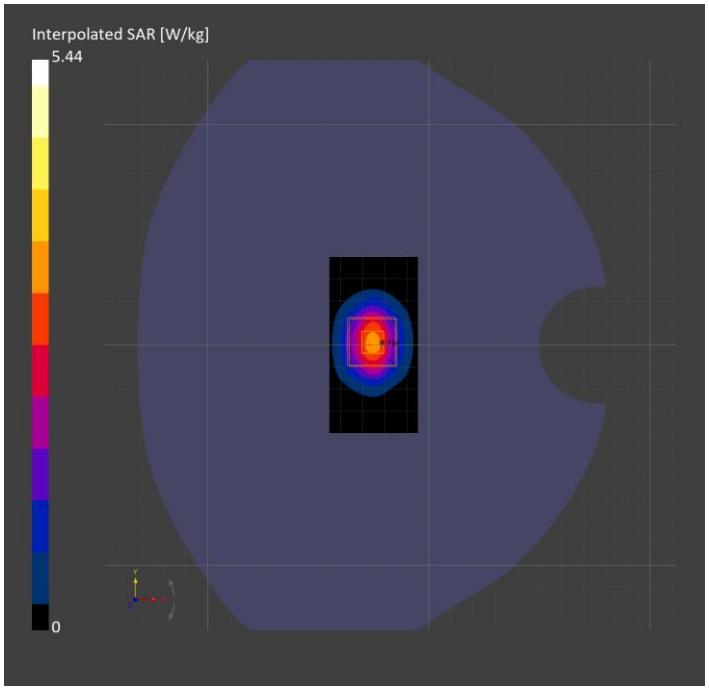

System Performance Check Report for D3500V2 - SN1011

Exposure Conditions

Frequency [MHz] | Channel Number	3500.000 | 0	**TSL Permittivity**	41.1
Group | UID	CW | 0-	**TSL Conductivity [S/m]**	2.71
Conversion Factor	6.38	**Phantom Section | TSL**	Flat | Head Simulating Liquid

Hardware Setup

Probe | Calibration Date	EX3DV4 - SN7983 | 2026-03-24	**Phantom**	Twin-SAM V8.0 (30deg probe tilt)
DAE | Calibration Date	DAE4ip Sn1947 | 2026-03-23	**TSL Type**	DAK 3.5 22.25 deg.C 2026-Jul-17 08_37_02
Software Version	17.0.4.7034		

Scans Setup

	Area Scan	**Zoom Scan**
Grid Extents [mm]	40.0 x 80.0	30.0 x 30.0 x 29.1
Grid Steps [mm]	10.0 x 10.0	5.0 x 5.0 x 1.4
Sensor Surface [mm]	3.0	1.4
Graded Grid	N/A	Yes
M2/M1 [> 30%]		76.1
Dist 3dB Peak [> Grid Steps Δx, Δy mm]		8.1

Measurement Results

	Area Scan	**Zoom Scan**
psSAR1g [W/Kg]	2.93	**3.04**
psSAR10g [W/Kg]	1.12	**1.19**
Power Drift [±0.2 dB]	-0.05	-0.07

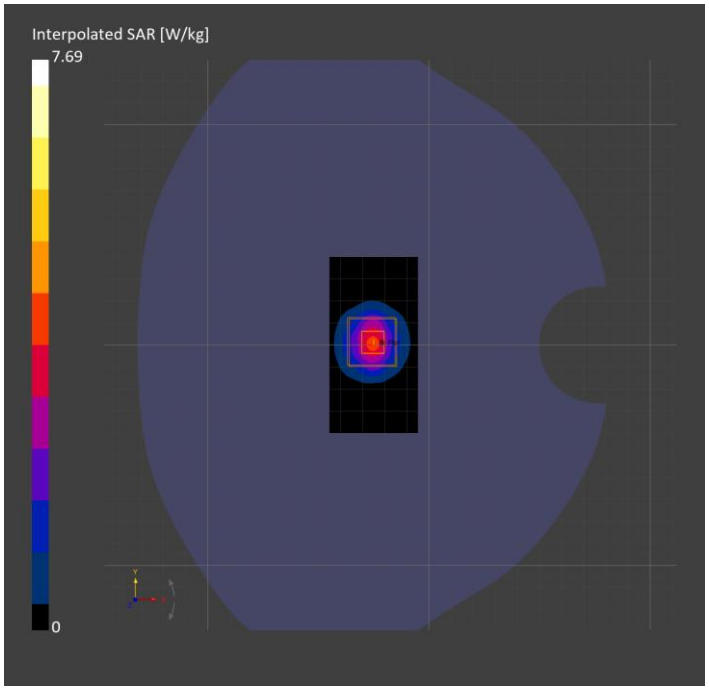

System Performance Check Report for D3900V2 - SN1115

Exposure Conditions

Frequency [MHz] | Channel Number	3900.000 | 0	**TSL Permittivity**	39.3
Group | UID	CW | 0-	**TSL Conductivity [S/m]**	3.10
Conversion Factor	6.44	**Phantom Section | TSL**	Flat | Head Simulating Liquid

Hardware Setup

Probe | Calibration Date	EX3DV4 - SN7977 | 2026-03-02	**Phantom**	Twin-SAM V8.0 (30deg probe tilt)
DAE | Calibration Date	DAE4ip Sn1942 | 2026-02-23	**TSL Type**	DAK 3.5 Head 21.75 deg.C 2026-Jun-12 11_41_19
Software Version	17.0.4.7034		

Scans Setup

	Area Scan	**Zoom Scan**
Grid Extents [mm]	40.0 x 80.0	30.0 x 30.0 x 29.1
Grid Steps [mm]	10.0 x 10.0	5.0 x 5.0 x 1.4
Sensor Surface [mm]	3.0	1.4
Graded Grid	N/A	Yes
M2/M1 [> 30%]		71.4
Dist 3dB Peak [> Grid Steps Δx, Δy mm]		9.0

Measurement Results

	Area Scan	**Zoom Scan**
psSAR1g [W/Kg]	2.85	**3.02**
psSAR10g [W/Kg]	1.05	**1.12**
Power Drift [±0.2 dB]	0.00	-0.01

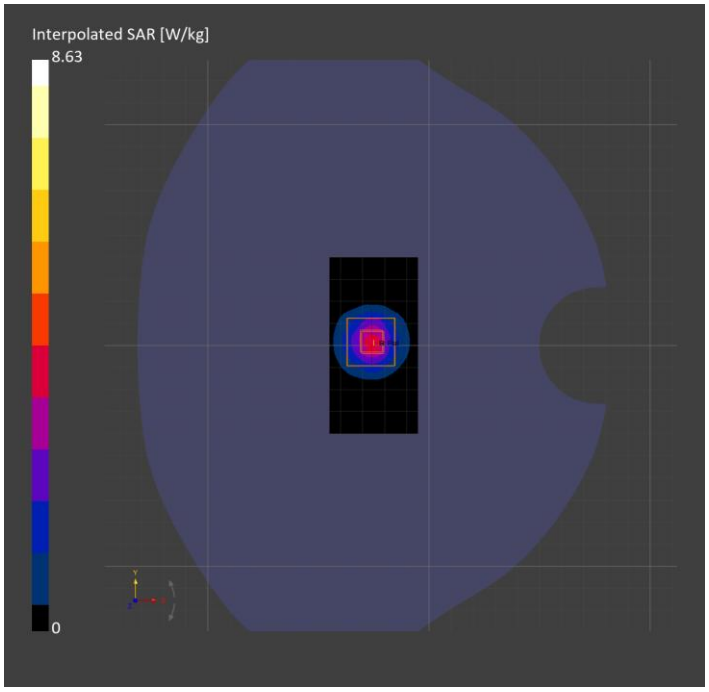

System Performance Check Report for D2600V2 - SN1006

Exposure Conditions

Frequency [MHz] | Channel Number	2600.000 | 0	**TSL Permittivity**	37.6
Group | UID	CW | 0-	**TSL Conductivity [S/m]**	1.91
Conversion Factor	7.12	**Phantom Section | TSL**	Flat | Head Simulating Liquid

Hardware Setup

Probe | Calibration Date	EX3DV4 - SN7977 | 2026-03-02	**Phantom**	Twin-SAM V8.0 (30deg probe tilt)
DAE | Calibration Date	DAE4ip Sn1942 | 2026-02-23	**TSL Type**	DAK 3.5 Head 22.82 deg.C 2026-Jun-22 18_53_38
Software Version	17.0.4.7034		

Scans Setup

	Area Scan	**Zoom Scan**
Grid Extents [mm]	40.0 x 80.0	30.0 x 30.0 x 31.2
Grid Steps [mm]	10.0 x 10.0	5.0 x 5.0 x 1.5
Sensor Surface [mm]	3.0	1.4
Graded Grid	N/A	Yes
M2/M1 [> 30%]		79.6
Dist 3dB Peak [> Grid Steps Δx, Δy mm]		9.0

Measurement Results

	Area Scan	**Zoom Scan**
psSAR1g [W/Kg]	2.96	**2.95**
psSAR10g [W/Kg]	1.34	**1.35**
Power Drift [±0.2 dB]	-0.12	-0.03

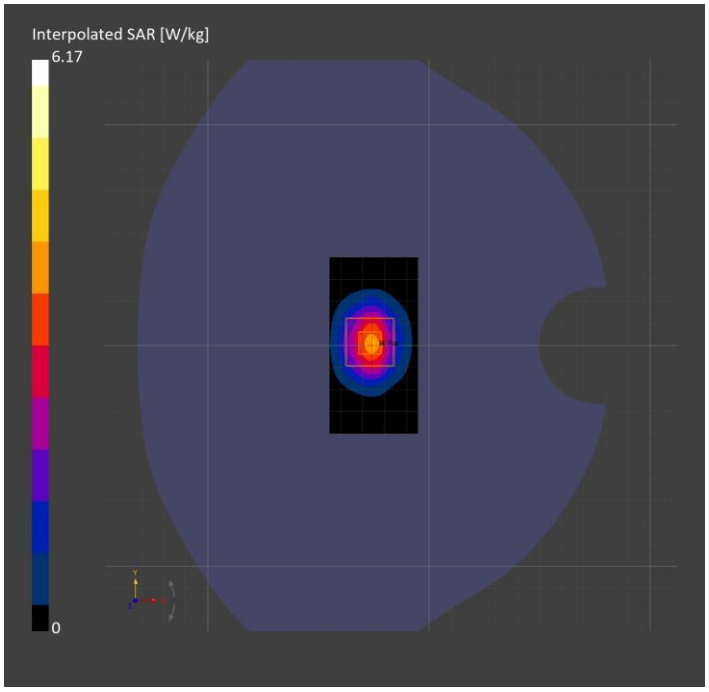

System Performance Check Report for D3700V2 - SN1110

Exposure Conditions

Frequency [MHz] | Channel Number	3700.000 | 0	**TSL Permittivity**	37.8
Group | UID	CW | 0-	**TSL Conductivity [S/m]**	2.97
Conversion Factor	6.5	**Phantom Section | TSL**	Flat | Head Simulating Liquid

Hardware Setup

Probe | Calibration Date	EX3DV4 - SN7977 | 2026-03-02	**Phantom**	Twin-SAM V8.0 (30deg probe tilt)
DAE | Calibration Date	DAE4ip Sn1942 | 2026-02-23	**TSL Type**	DAK 3.5 Head 22.82 deg.C 2026-Jun-22 18_53_38
Software Version	17.0.4.7034		

Scans Setup

	Area Scan	Zoom Scan
Grid Extents [mm]	40.0 x 80.0	30.0 x 30.0 x 29.1
Grid Steps [mm]	10.0 x 10.0	5.0 x 5.0 x 1.4
Sensor Surface [mm]	3.0	1.4
Graded Grid	N/A	Yes
M2/M1 [> 30%]		74.2
Dist 3dB Peak [> Grid Steps Δx, Δy mm]		8.6

Measurement Results

	Area Scan	Zoom Scan
psSAR1g [W/Kg]	3.55	**3.64**
psSAR10g [W/Kg]	1.32	**1.38**
Power Drift [±0.2 dB]	0.00	0.00

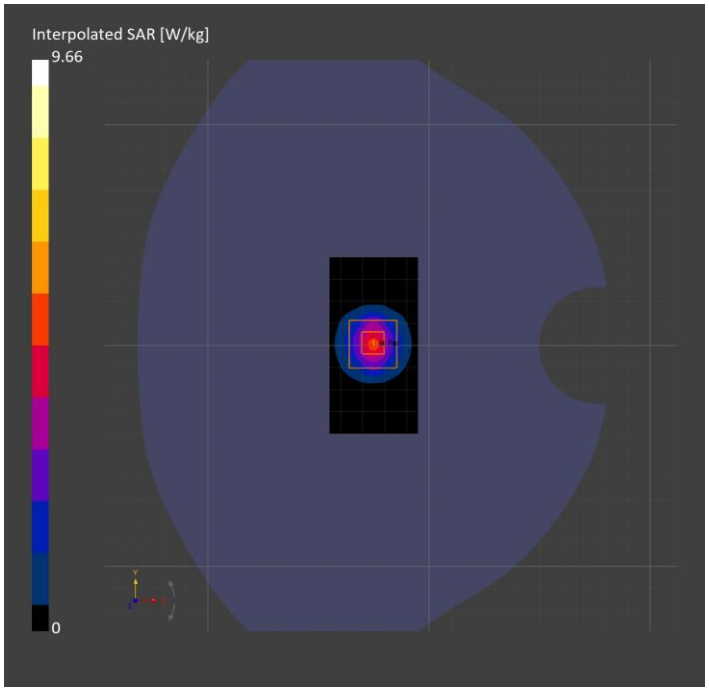

System Performance Check Report for D3900V2 - SN1102

Exposure Conditions

Frequency [MHz] | Channel Number	3900.000 | 0	**TSL Permittivity**	37.8
Group | UID	CW | 0-	**TSL Conductivity [S/m]**	3.15
Conversion Factor	6.44	**Phantom Section | TSL**	Flat | Head Simulating Liquid

Hardware Setup

Probe | Calibration Date	EX3DV4 - SN7977 | 2026-03-02	**Phantom**	Twin-SAM V8.0 (30deg probe tilt)
DAE | Calibration Date	DAE4ip Sn1942 | 2026-02-23	**TSL Type**	DAK 3.5 Head 22.26 deg.C 2026-Jun-25 19_04_06
Software Version	17.0.4.7034		

Scans Setup

	Area Scan	**Zoom Scan**
Grid Extents [mm]	40.0 x 80.0	30.0 x 30.0 x 29.1
Grid Steps [mm]	10.0 x 10.0	5.0 x 5.0 x 1.4
Sensor Surface [mm]	3.0	1.4
Graded Grid	N/A	Yes
M2/M1 [> 30%]		73.0
Dist 3dB Peak [> Grid Steps Δx, Δy mm]		8.1

Measurement Results

	Area Scan	**Zoom Scan**
psSAR1g [W/Kg]	6.34	**6.58**
psSAR10g [W/Kg]	2.25	**2.37**
Power Drift [±0.2 dB]	0.01	0.01

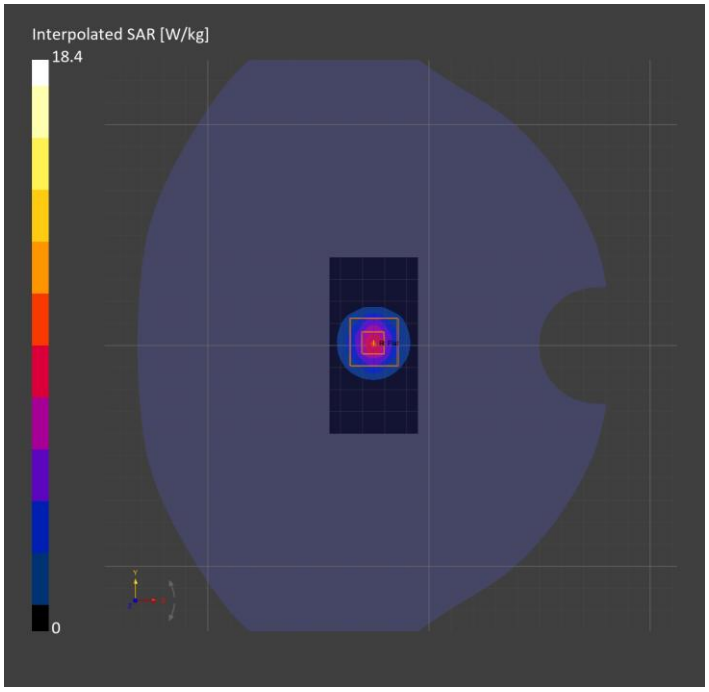

System Performance Check Report for D3700V2 - SN1039

Exposure Conditions

Frequency [MHz] | Channel Number	3700.000 | 0	**TSL Permittivity**	40.9
Group | UID	CW | 0-	**TSL Conductivity [S/m]**	2.91
Conversion Factor	6.5	**Phantom Section | TSL**	Flat | Head Simulating Liquid

Hardware Setup

Probe | Calibration Date	EX3DV4 - SN7977 | 2026-03-02	**Phantom**	Twin-SAM V8.0 (30deg probe tilt)
DAE | Calibration Date	DAE4ip Sn1942 | 2026-02-23	**TSL Type**	DAK 3.5 Head 22.23 deg.C 2026-Jul-03 05_31_57
Software Version	17.0.4.7034		

Scans Setup

	Area Scan	**Zoom Scan**
Grid Extents [mm]	40.0 x 80.0	30.0 x 30.0 x 29.1
Grid Steps [mm]	10.0 x 10.0	5.0 x 5.0 x 1.4
Sensor Surface [mm]	3.0	1.4
Graded Grid	N/A	Yes
M2/M1 [> 30%]		74.7
Dist 3dB Peak [> Grid Steps Δx, Δy mm]		8.6

Measurement Results

	Area Scan	**Zoom Scan**
psSAR1g [W/Kg]	3.61	**3.67**
psSAR10g [W/Kg]	1.35	**1.40**
Power Drift [±0.2 dB]	-0.01	0.00

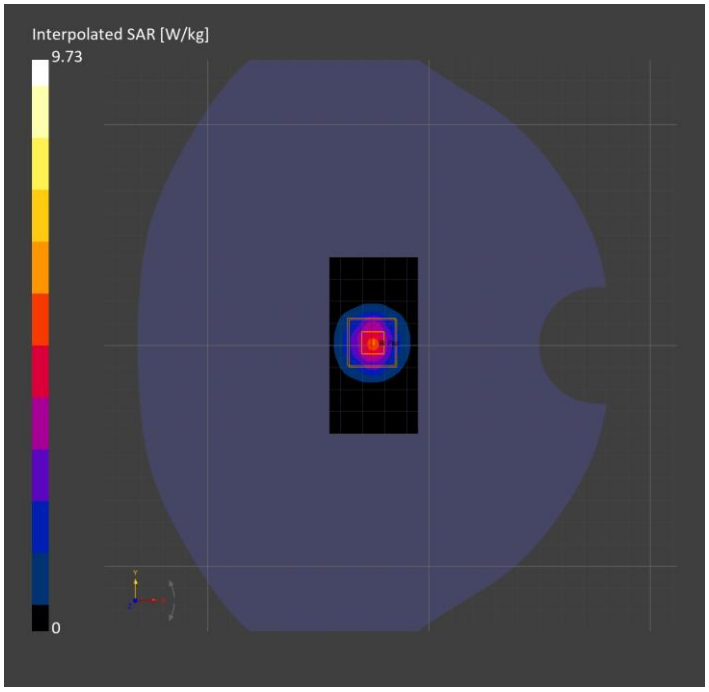

System Performance Check Report for D3500V2 - SN1011

Exposure Conditions

Frequency [MHz] | Channel Number	3500.000 | 0	**TSL Permittivity**	39.5
Group | UID	CW | 0-	**TSL Conductivity [S/m]**	2.73
Conversion Factor	6.57	**Phantom Section | TSL**	Flat | Head Simulating Liquid

Hardware Setup

Probe | Calibration Date	EX3DV4 - SN7977 | 2026-03-02	**Phantom**	Twin-SAM V8.0 (30deg probe tilt)
DAE | Calibration Date	DAE4ip Sn1942 | 2026-02-23	**TSL Type**	DAK 3.5 Head 24 deg.C 2026-Jul-13 19_05_51
Software Version	17.0.4.7034		

Scans Setup

	Area Scan	**Zoom Scan**
Grid Extents [mm]	40.0 x 80.0	30.0 x 30.0 x 29.1
Grid Steps [mm]	10.0 x 10.0	5.0 x 5.0 x 1.4
Sensor Surface [mm]	3.0	1.4
Graded Grid	N/A	Yes
M2/M1 [> 30%]		76.1
Dist 3dB Peak [> Grid Steps Δx, Δy mm]		8.1

Measurement Results

	Area Scan	**Zoom Scan**
psSAR1g [W/Kg]	6.05	**6.12**
psSAR10g [W/Kg]	2.31	**2.39**
Power Drift [±0.2 dB]	0.00	0.01

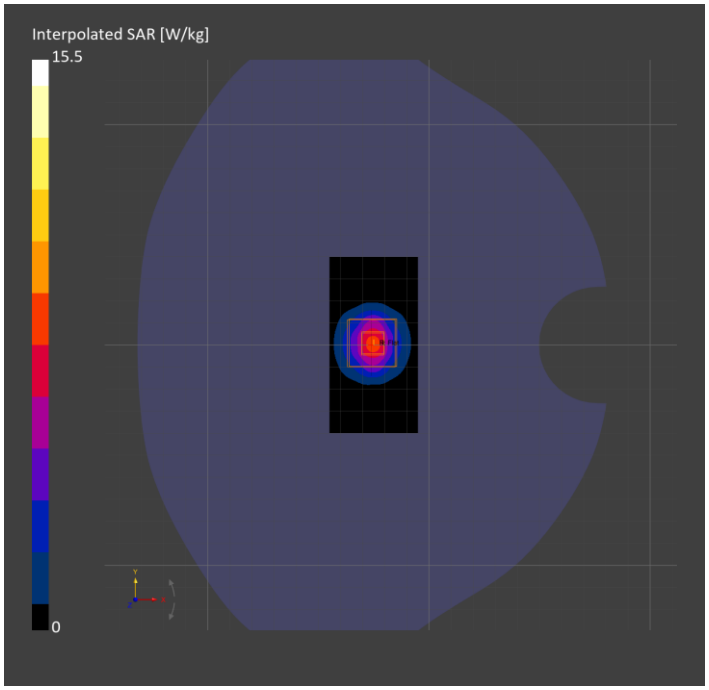

System Performance Check Report for D2600V2 - SN1036

Exposure Conditions

Frequency [MHz] | Channel Number	2600.000 | 0	**TSL Permittivity**	41.6
Group | UID	CW | 0-	**TSL Conductivity [S/m]**	1.93
Conversion Factor	7.12	**Phantom Section | TSL**	Flat | Head Simulating Liquid

Hardware Setup

Probe | Calibration Date	EX3DV4 - SN7977 | 2026-03-02	**Phantom**	Twin-SAM V8.0 (30deg probe tilt)
DAE | Calibration Date	DAE4ip Sn1942 | 2026-02-23	**TSL Type**	DAK 3.5 Head 21.56 deg.C 2026-Jul-17 14_34_49
Software Version	17.0.4.7034		

Scans Setup

	Area Scan	**Zoom Scan**
Grid Extents [mm]	40.0 x 80.0	30.0 x 30.0 x 31.2
Grid Steps [mm]	10.0 x 10.0	5.0 x 5.0 x 1.5
Sensor Surface [mm]	3.0	1.4
Graded Grid	N/A	Yes
M2/M1 [> 30%]		80.0
Dist 3dB Peak [> Grid Steps Δx, Δy mm]		9.0

Measurement Results

	Area Scan	**Zoom Scan**
psSAR1g [W/Kg]	3.03	**3.00**
psSAR10g [W/Kg]	1.36	**1.37**
Power Drift [±0.2 dB]	-0.03	-0.01

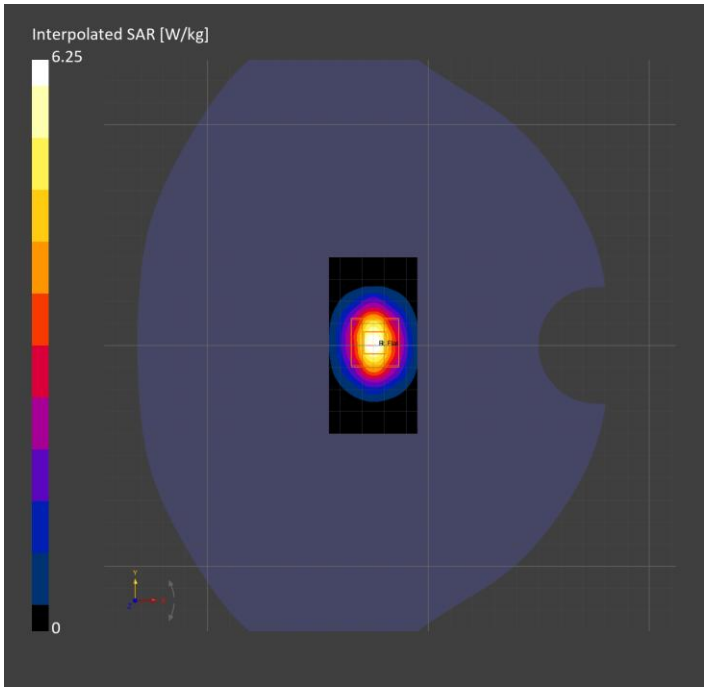

System Performance Check Report for D3500V2 - SN1182

Exposure Conditions

Frequency [MHz] | Channel Number	3500.000 | 0	**TSL Permittivity**	40.0
Group | UID	CW | 0-	**TSL Conductivity [S/m]**	2.75
Conversion Factor	6.57	**Phantom Section | TSL**	Flat | Head Simulating Liquid

Hardware Setup

Probe | Calibration Date	EX3DV4 - SN7977 | 2026-03-02	**Phantom**	Twin-SAM V8.0 (30deg probe tilt)
DAE | Calibration Date	DAE4ip Sn1942 | 2026-02-23	**TSL Type**	DAK 3.5 Head 21.56 deg.C 2026-Jul-17 14_34_49
Software Version	17.0.4.7034		

Scans Setup

	Area Scan	**Zoom Scan**
Grid Extents [mm]	40.0 x 80.0	30.0 x 30.0 x 29.1
Grid Steps [mm]	10.0 x 10.0	5.0 x 5.0 x 1.4
Sensor Surface [mm]	3.0	1.4
Graded Grid	N/A	Yes
M2/M1 [> 30%]		74.5
Dist 3dB Peak [> Grid Steps Δx, Δy mm]		9.0

Measurement Results

	Area Scan	**Zoom Scan**
psSAR1g [W/Kg]	3.07	**3.14**
psSAR10g [W/Kg]	1.20	**1.25**
Power Drift [±0.2 dB]	0.00	-0.01

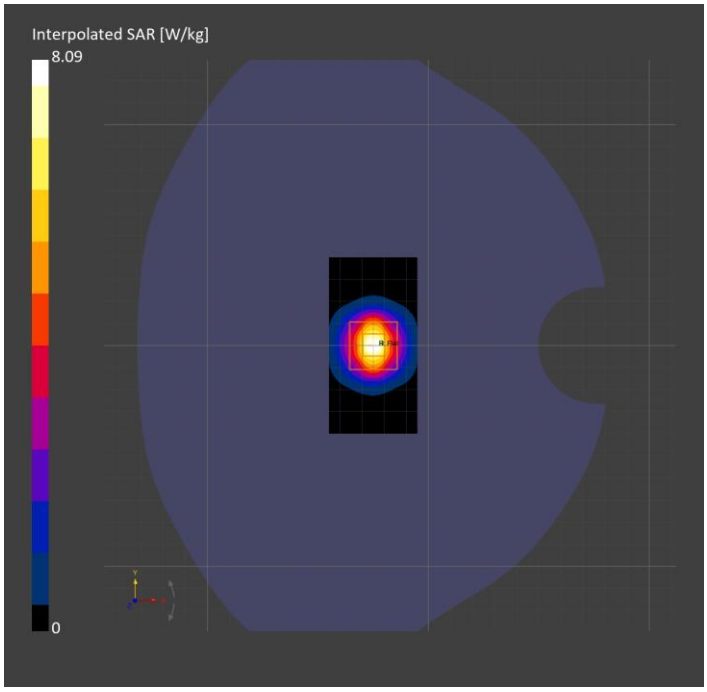

System Performance Check Report for D3700V2 - SN1131

Exposure Conditions

Frequency [MHz] | Channel Number	3700.000 | 0	**TSL Permittivity**	39.6
Group | UID	CW | 0-	**TSL Conductivity [S/m]**	2.95
Conversion Factor	6.5	**Phantom Section | TSL**	Flat | Head Simulating Liquid

Hardware Setup

Probe | Calibration Date	EX3DV4 - SN7977 | 2026-03-02	**Phantom**	Twin-SAM V8.0 (30deg probe tilt)
DAE | Calibration Date	DAE4ip Sn1942 | 2026-02-23	**TSL Type**	DAK 3.5 Head 21.56 deg.C 2026-Jul-17 14_34_49
Software Version	17.0.4.7034		

Scans Setup

	Area Scan	**Zoom Scan**
Grid Extents [mm]	40.0 x 80.0	30.0 x 30.0 x 29.1
Grid Steps [mm]	10.0 x 10.0	5.0 x 5.0 x 1.4
Sensor Surface [mm]	3.0	1.4
Graded Grid	N/A	Yes
M2/M1 [> 30%]		73.5
Dist 3dB Peak [> Grid Steps Δx, Δy mm]		9.3

Measurement Results

	Area Scan	**Zoom Scan**
psSAR1g [W/Kg]	3.00	**3.07**
psSAR10g [W/Kg]	1.16	**1.20**
Power Drift [±0.2 dB]	0.00	-0.01

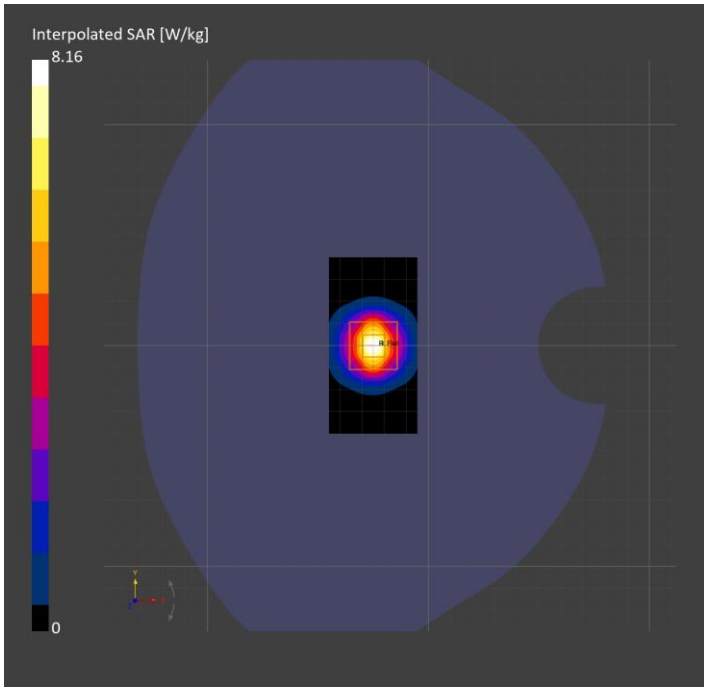

System Performance Check Report for D3500V2 - SN1011

Exposure Conditions

Frequency [MHz] | Channel Number	3500.000 | 0	**TSL Permittivity**	40.6
Group | UID	CW | 0-	**TSL Conductivity [S/m]**	2.73
Conversion Factor	6.22	**Phantom Section | TSL**	Flat | Head Simulating Liquid

Hardware Setup

Probe | Calibration Date	EX3DV4 - SN7982 | 2026-03-24	**Phantom**	Twin-SAM V8.0 (30deg probe tilt)
DAE | Calibration Date	DAE4ip Sn1945 | 2026-03-05	**TSL Type**	DAK 3.5 Head 20 deg.C 2026-Jun-15 17_40_50
Software Version	17.0.4.7034		

Scans Setup

	Area Scan	**Zoom Scan**
Grid Extents [mm]	40.0 x 80.0	30.0 x 30.0 x 29.1
Grid Steps [mm]	10.0 x 10.0	5.0 x 5.0 x 1.4
Sensor Surface [mm]	3.0	1.4
Graded Grid	N/A	Yes
M2/M1 [> 30%]		75.2
Dist 3dB Peak [> Grid Steps Δx, Δy mm]		8.6

Measurement Results

	Area Scan	**Zoom Scan**
psSAR1g [W/Kg]	5.93	**6.19**
psSAR10g [W/Kg]	2.32	**2.42**
Power Drift [±0.2 dB]	N/A	-0.00

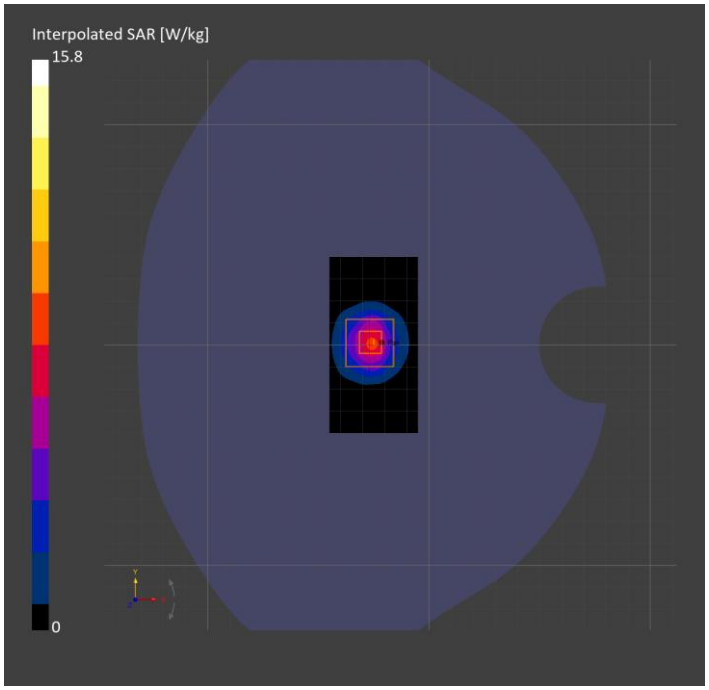

System Performance Check Report for D3500V2 - SN1060

Exposure Conditions

Frequency [MHz] | Channel Number	3500.000 | 0	**TSL Permittivity**	38.5
Group | UID	CW | 0-	**TSL Conductivity [S/m]**	2.84
Conversion Factor	6.22	**Phantom Section | TSL**	Flat | Head Simulating Liquid

Hardware Setup

Probe | Calibration Date	EX3DV4 - SN7982 | 2026-03-24	**Phantom**	Twin-SAM V8.0 (30deg probe tilt)
DAE | Calibration Date	DAE4ip Sn1945 | 2026-03-05	**TSL Type**	DAK 3.5 Head 20.28 deg.C 2026-Jun-29 20_18_22
Software Version	17.0.4.7034		

Scans Setup

	Area Scan	**Zoom Scan**
Grid Extents [mm]	40.0 x 80.0	30.0 x 30.0 x 29.1
Grid Steps [mm]	10.0 x 10.0	5.0 x 5.0 x 1.4
Sensor Surface [mm]	3.0	1.4
Graded Grid	N/A	Yes
M2/M1 [> 30%]		75.8
Dist 3dB Peak [> Grid Steps Δx, Δy mm]		8.3

Measurement Results

	Area Scan	**Zoom Scan**
psSAR1g [W/Kg]	3.32	**3.43**
psSAR10g [W/Kg]	1.29	**1.34**
Power Drift [±0.2 dB]	N/A	-0.02

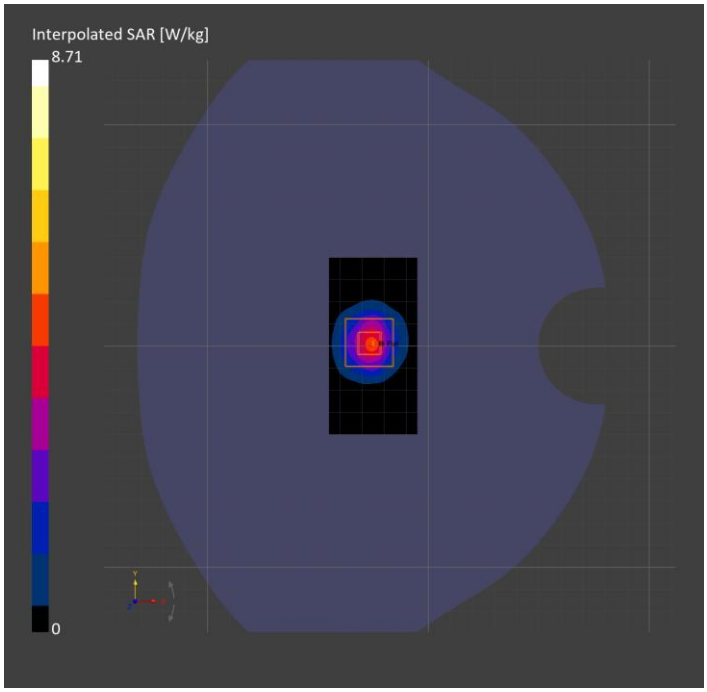

System Performance Check Report for D2600V2 - SN1006

Exposure Conditions

Frequency [MHz] | Channel Number	2600.000 | 0	**TSL Permittivity**	40.7
Group | UID	CW | 0-	**TSL Conductivity [S/m]**	1.95
Conversion Factor	6.73	**Phantom Section | TSL**	Flat | Head Simulating Liquid

Hardware Setup

Probe | Calibration Date	EX3DV4 - SN7982 | 2026-03-24	**Phantom**	Twin-SAM V8.0 (30deg probe tilt)
DAE | Calibration Date	DAE4ip Sn1945 | 2026-03-05	**TSL Type**	DAK 3.5 19.43 deg.C 2026-Jul-06 11_33_43
Software Version	17.0.4.7034		

Scans Setup

	Area Scan	**Zoom Scan**
Grid Extents [mm]	40.0 x 80.0	30.0 x 30.0 x 31.2
Grid Steps [mm]	10.0 x 10.0	5.0 x 5.0 x 1.5
Sensor Surface [mm]	3.0	1.4
Graded Grid	N/A	Yes
M2/M1 [> 30%]		79.5
Dist 3dB Peak [> Grid Steps Δx, Δy mm]		9.0

Measurement Results

	Area Scan	**Zoom Scan**
psSAR1g [W/Kg]	2.47	**2.52**
psSAR10g [W/Kg]	1.12	**1.15**
Power Drift [±0.2 dB]	N/A	0.01

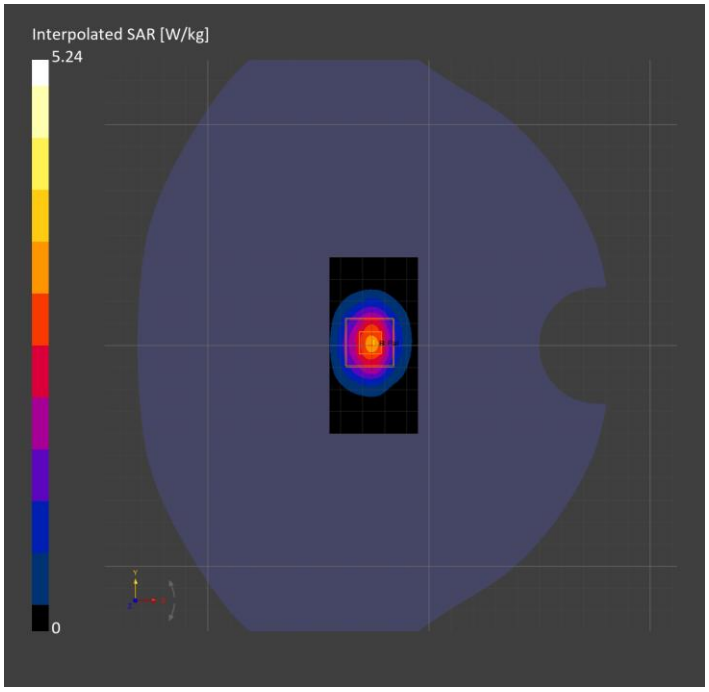

System Performance Check Report for D3900V2 - SN1102

Exposure Conditions

Frequency [MHz] | Channel Number	3900.000 | 0	**TSL Permittivity**	38.4
Group | UID	CW | 0-	**TSL Conductivity [S/m]**	3.18
Conversion Factor	6.12	**Phantom Section | TSL**	Flat | Head Simulating Liquid

Hardware Setup

Probe | Calibration Date	EX3DV4 - SN7982 | 2026-03-24	**Phantom**	Twin-SAM V8.0 (30deg probe tilt)
DAE | Calibration Date	DAE4ip Sn1945 | 2026-03-05	**TSL Type**	DAK 3.5 19.43 deg.C 2026-Jul-06 11_33_43
Software Version	17.0.4.7034		

Scans Setup

	Area Scan	**Zoom Scan**
Grid Extents [mm]	40.0 x 80.0	30.0 x 30.0 x 29.1
Grid Steps [mm]	10.0 x 10.0	5.0 x 5.0 x 1.4
Sensor Surface [mm]	3.0	1.4
Graded Grid	N/A	Yes
M2/M1 [> 30%]		73.1
Dist 3dB Peak [> Grid Steps Δx, Δy mm]		8.3

Measurement Results

	Area Scan	**Zoom Scan**
psSAR1g [W/Kg]	3.59	**3.76**
psSAR10g [W/Kg]	1.27	**1.35**
Power Drift [±0.2 dB]	N/A	-0.01

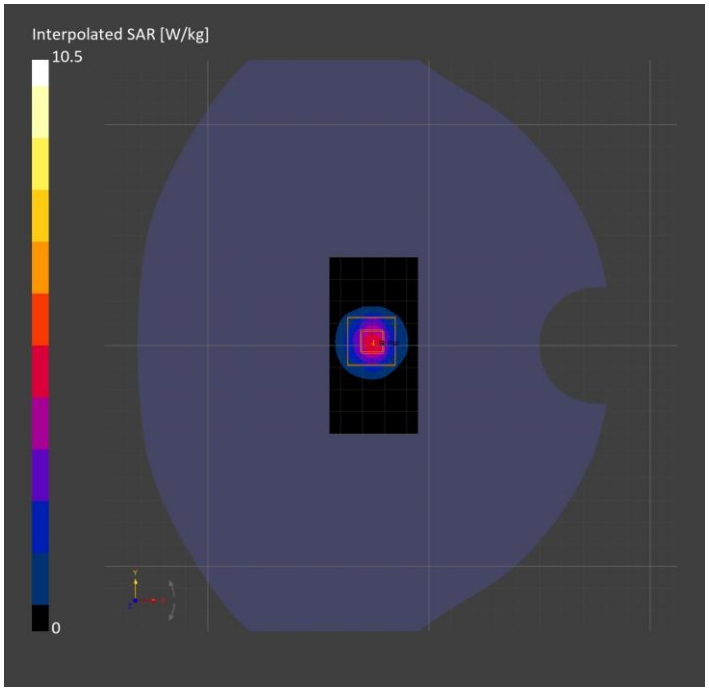

System Performance Check Report for D3700V2 - SN1039

Exposure Conditions

Frequency [MHz] | Channel Number	3700.000 | 0	**TSL Permittivity**	39.5
Group | UID	CW | 0-	**TSL Conductivity [S/m]**	2.99
Conversion Factor	6.17	**Phantom Section | TSL**	Flat | Head Simulating Liquid

Hardware Setup

Probe | Calibration Date	EX3DV4 - SN7982 | 2026-03-24	**Phantom**	Twin-SAM V8.0 (30deg probe tilt)
DAE | Calibration Date	DAE4ip Sn1945 | 2026-03-05	**TSL Type**	DAK 3.5 19.58 deg.C 2026-Jul-09 09_43_50
Software Version	17.0.4.7034		

Scans Setup

	Area Scan	**Zoom Scan**
Grid Extents [mm]	40.0 x 80.0	30.0 x 30.0 x 29.1
Grid Steps [mm]	10.0 x 10.0	5.0 x 5.0 x 1.4
Sensor Surface [mm]	3.0	1.4
Graded Grid	N/A	Yes
M2/M1 [> 30%]		73.9
Dist 3dB Peak [> Grid Steps Δx, Δy mm]		9.0

Measurement Results

	Area Scan	**Zoom Scan**
psSAR1g [W/Kg]	3.59	**3.71**
psSAR10g [W/Kg]	1.34	**1.40**
Power Drift [±0.2 dB]	N/A	0.01

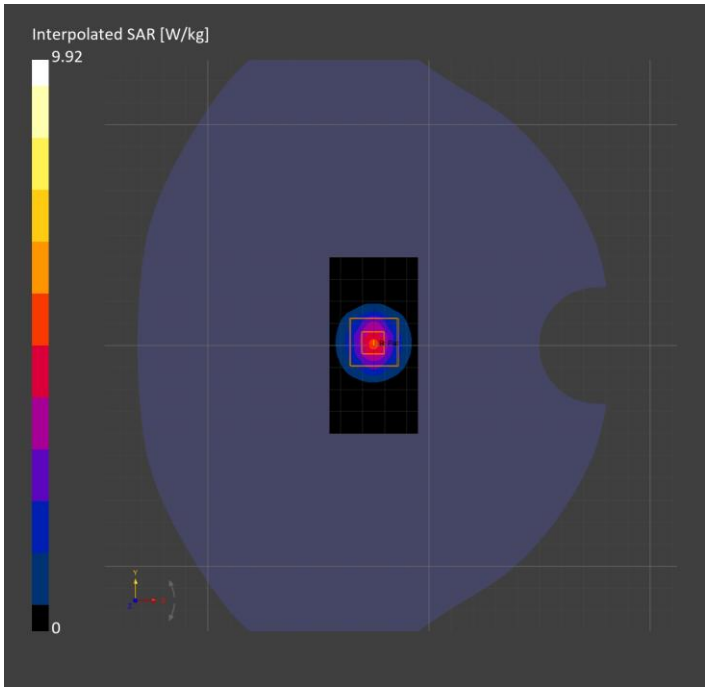

System Performance Check Report for D2600V2 - SN1036

Exposure Conditions

Frequency [MHz] | Channel Number	2600.000 | 0	**TSL Permittivity**	40.5
Group | UID	CW | 0-	**TSL Conductivity [S/m]**	1.90
Conversion Factor	6.73	**Phantom Section | TSL**	Flat | Head Simulating Liquid

Hardware Setup

Probe | Calibration Date	EX3DV4 - SN7982 | 2026-03-24	**Phantom**	Twin-SAM V8.0 (30deg probe tilt)
DAE | Calibration Date	DAE4ip Sn1945 | 2026-03-05	**TSL Type**	DAK 3.5 Head 20.43 deg.C 2026-Jul-20 10_55_13
Software Version	17.0.4.7034		

Scans Setup

	Area Scan	**Zoom Scan**
Grid Extents [mm]	40.0 x 80.0	30.0 x 30.0 x 31.2
Grid Steps [mm]	10.0 x 10.0	5.0 x 5.0 x 1.5
Sensor Surface [mm]	3.0	1.4
Graded Grid	N/A	Yes
M2/M1 [> 30%]		80.4
Dist 3dB Peak [> Grid Steps Δx, Δy mm]		9.0

Measurement Results

	Area Scan	**Zoom Scan**
psSAR1g [W/Kg]	2.92	**2.95**
psSAR10g [W/Kg]	1.32	**1.36**
Power Drift [±0.2 dB]	N/A	0.01

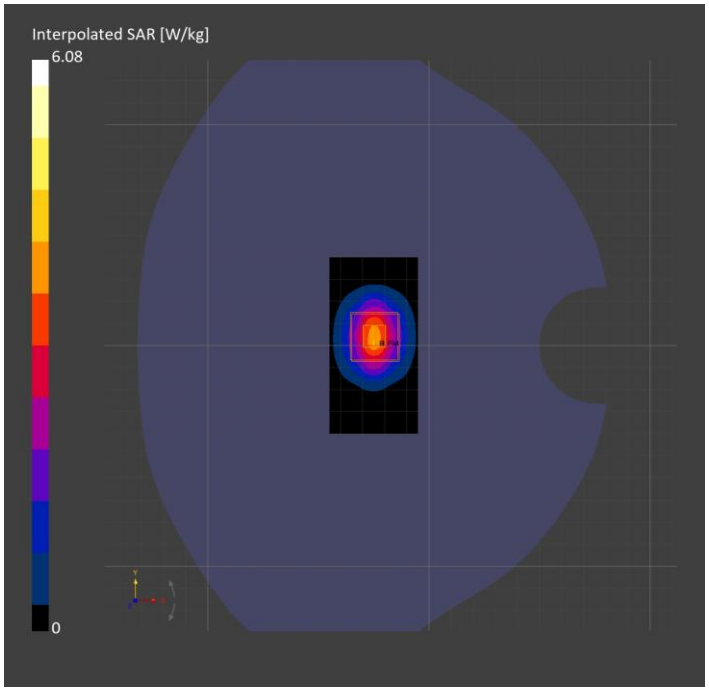

System Performance Check Report for D3500V2 - SN1011

Exposure Conditions

Frequency [MHz] | Channel Number	3500.000 | 0	**TSL Permittivity**	36.9
Group | UID	CW | 0-	**TSL Conductivity [S/m]**	2.74
Conversion Factor	6.84	**Phantom Section | TSL**	Flat | Head Simulating Liquid

Hardware Setup

Probe | Calibration Date	EX3DV4 - SN7710 | 2026-01-15	**Phantom**	Twin-SAM V8.0 (30deg probe tilt)
DAE | Calibration Date	DAE4 Sn1674 | 2026-04-27	**TSL Type**	DAK 3.5 Head 19.82 deg.C 2026-Jun-16 20_00_58
Software Version	17.0.4.7034		

Scans Setup

	Area Scan	**Zoom Scan**
Grid Extents [mm]	40.0 x 80.0	30.0 x 30.0 x 29.1
Grid Steps [mm]	10.0 x 10.0	5.0 x 5.0 x 1.4
Sensor Surface [mm]	3.0	1.4
Graded Grid	N/A	Yes
M2/M1 [> 30%]		77.2
Dist 3dB Peak [> Grid Steps Δx, Δy mm]		8.0

Measurement Results

	Area Scan	**Zoom Scan**
psSAR1g [W/Kg]	6.34	**6.34**
psSAR10g [W/Kg]	2.43	**2.49**
Power Drift [±0.2 dB]	N/A	-0.02

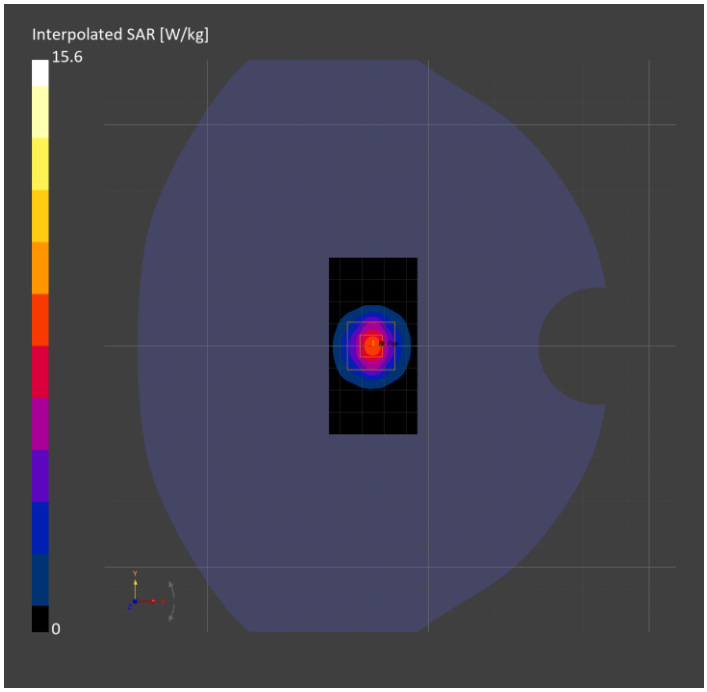

System Performance Check Report for D3900V2 - SN1115

Exposure Conditions

Frequency [MHz] | Channel Number	3900.000 | 0	**TSL Permittivity**	39.0
Group | UID	CW | 0-	**TSL Conductivity [S/m]**	3.17
Conversion Factor	6.78	**Phantom Section | TSL**	Flat | Head Simulating Liquid

Hardware Setup

Probe | Calibration Date	EX3DV4 - SN7710 | 2026-01-15	**Phantom**	Twin-SAM V8.0 (30deg probe tilt)
DAE | Calibration Date	DAE4 Sn1674 | 2026-04-27	**TSL Type**	DAK 3.5 Head 23.57 deg.C 2026-Jun-18 21_18_39
Software Version	17.0.4.7034		

Scans Setup

	Area Scan	**Zoom Scan**
Grid Extents [mm]	40.0 x 80.0	30.0 x 30.0 x 29.1
Grid Steps [mm]	10.0 x 10.0	5.0 x 5.0 x 1.4
Sensor Surface [mm]	3.0	1.4
Graded Grid	N/A	Yes
M2/M1 [> 30%]		73.7
Dist 3dB Peak [> Grid Steps Δx, Δy mm]		8.0

Measurement Results

	Area Scan	**Zoom Scan**
psSAR1g [W/Kg]	6.76	**6.99**
psSAR10g [W/Kg]	2.39	**2.52**
Power Drift [±0.2 dB]	N/A	0.03

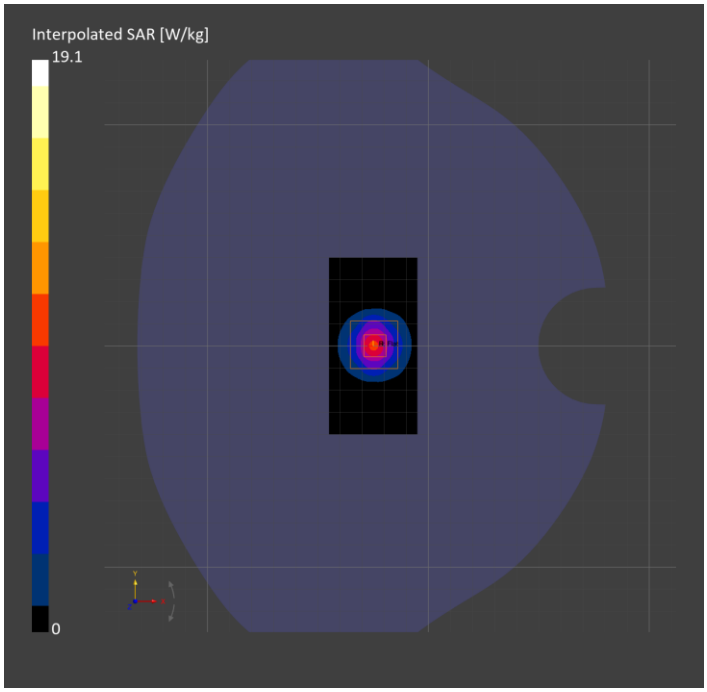

System Performance Check Report for D3500V2 - SN1011

Exposure Conditions

Frequency [MHz] | Channel Number	3500.000 | 0	**TSL Permittivity**	37.4
Group | UID	CW | 0-	**TSL Conductivity [S/m]**	2.79
Conversion Factor	6.84	**Phantom Section | TSL**	Flat | Head Simulating Liquid

Hardware Setup

Probe | Calibration Date	EX3DV4 - SN7710 | 2026-01-15	**Phantom**	Twin-SAM V8.0 (30deg probe tilt)
DAE | Calibration Date	DAE4 Sn1674 | 2026-04-27	**TSL Type**	DAK 3.5 Head 20.4 deg.C 2026-Jun-22 16_17_10
Software Version	17.0.4.7034		

Scans Setup

	Area Scan	**Zoom Scan**
Grid Extents [mm]	40.0 x 80.0	30.0 x 30.0 x 29.1
Grid Steps [mm]	10.0 x 10.0	5.0 x 5.0 x 1.4
Sensor Surface [mm]	3.0	1.4
Graded Grid	N/A	Yes
M2/M1 [> 30%]		77.6
Dist 3dB Peak [> Grid Steps Δx, Δy mm]		9.0

Measurement Results

	Area Scan	**Zoom Scan**
psSAR1g [W/Kg]	6.03	**6.05**
psSAR10g [W/Kg]	2.33	**2.38**
Power Drift [±0.2 dB]	N/A	0.01

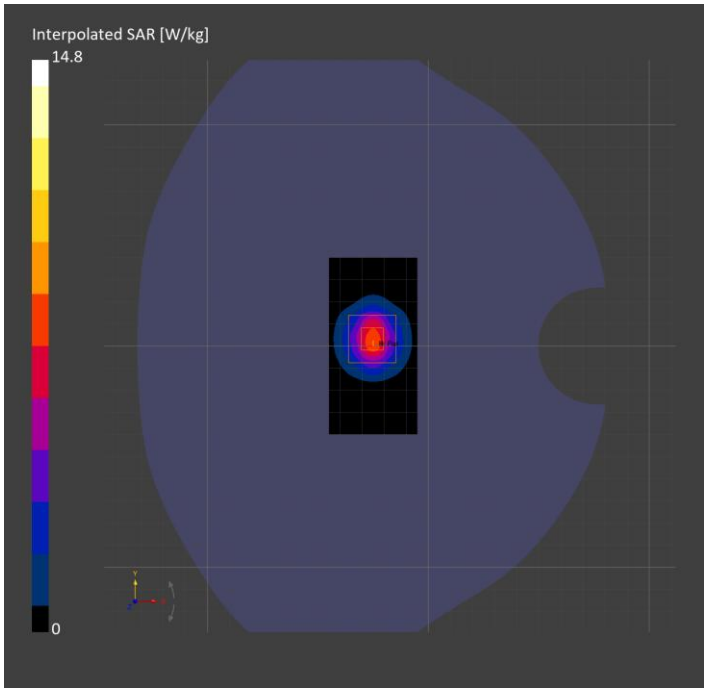

System Performance Check Report for D3700V2 - SN1039

Exposure Conditions

Frequency [MHz] | Channel Number	3700.000 | 0	**TSL Permittivity**	38.2
Group | UID	CW | 0-	**TSL Conductivity [S/m]**	2.94
Conversion Factor	6.92	**Phantom Section | TSL**	Flat | Head Simulating Liquid

Hardware Setup

Probe | Calibration Date	EX3DV4 - SN7710 | 2026-01-15	**Phantom**	Twin-SAM V8.0 (30deg probe tilt)
DAE | Calibration Date	DAE4 Sn1674 | 2026-04-27	**TSL Type**	DAK 3.5 22 deg.C 2026-Jun-26 00_49_08
Software Version	17.0.4.7034		

Scans Setup

	Area Scan	**Zoom Scan**
Grid Extents [mm]	40.0 x 80.0	30.0 x 30.0 x 29.1
Grid Steps [mm]	10.0 x 10.0	5.0 x 5.0 x 1.4
Sensor Surface [mm]	3.0	1.4
Graded Grid	N/A	Yes
M2/M1 [> 30%]		75.7
Dist 3dB Peak [> Grid Steps Δx, Δy mm]		8.0

Measurement Results

	Area Scan	**Zoom Scan**
psSAR1g [W/Kg]	5.93	**6.35**
psSAR10g [W/Kg]	2.20	**2.38**
Power Drift [±0.2 dB]	N/A	-0.08

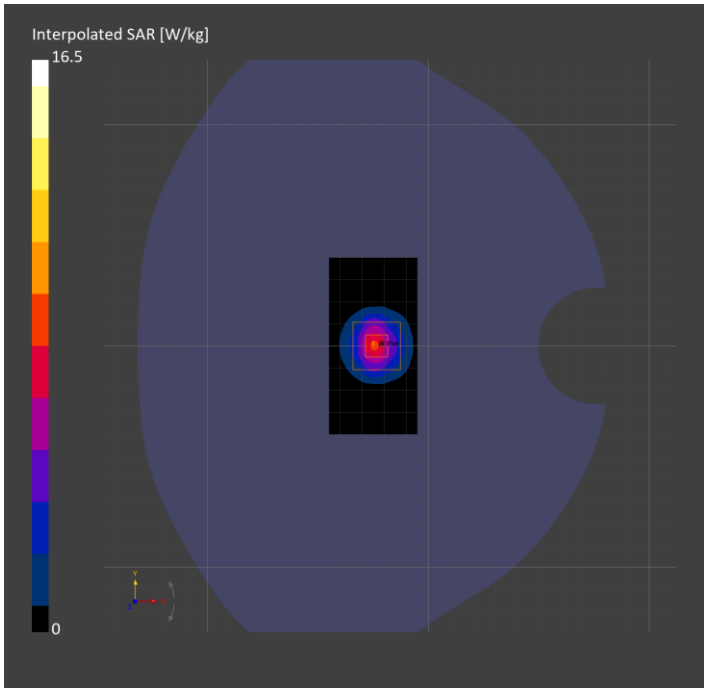

System Performance Check Report for D3900V2 - SN1102

Exposure Conditions

Frequency [MHz] | Channel Number	3900.000 | 0	**TSL Permittivity**	37.9
Group | UID	CW | 0-	**TSL Conductivity [S/m]**	3.17
Conversion Factor	6.78	**Phantom Section | TSL**	Flat | Head Simulating Liquid

Hardware Setup

Probe | Calibration Date	EX3DV4 - SN7710 | 2026-01-15	**Phantom**	Twin-SAM V8.0 (30deg probe tilt)
DAE | Calibration Date	DAE4 Sn1674 | 2026-04-27	**TSL Type**	DAK 3.5 22 deg.C 2026-Jun-26 00_49_08
Software Version	17.0.4.7034		

Scans Setup

	Area Scan	**Zoom Scan**
Grid Extents [mm]	40.0 x 80.0	30.0 x 30.0 x 29.1
Grid Steps [mm]	10.0 x 10.0	5.0 x 5.0 x 1.4
Sensor Surface [mm]	3.0	1.4
Graded Grid	N/A	Yes
M2/M1 [> 30%]		73.6
Dist 3dB Peak [> Grid Steps Δx, Δy mm]		8.0

Measurement Results

	Area Scan	**Zoom Scan**
psSAR1g [W/Kg]	6.17	**6.60**
psSAR10g [W/Kg]	2.16	**2.35**
Power Drift [±0.2 dB]	N/A	-0.07

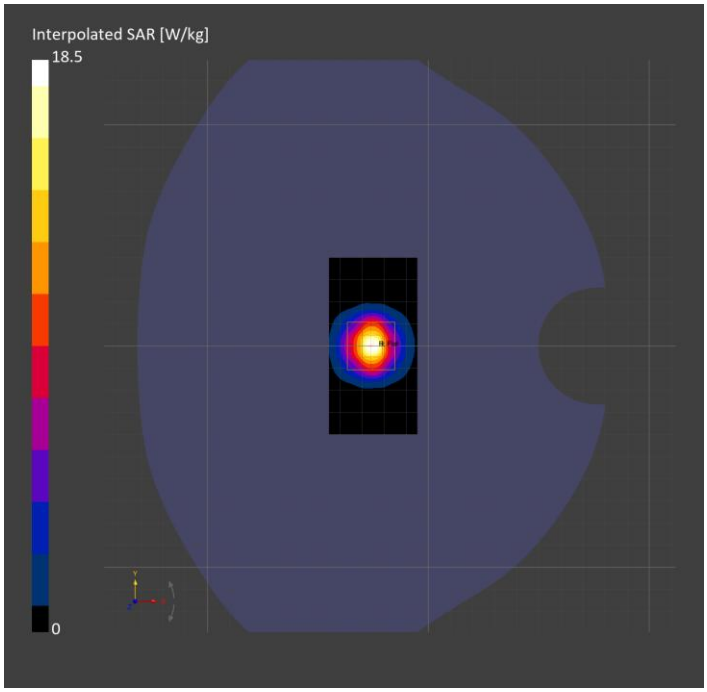

System Performance Check Report for D2600V2 - SN1036

Exposure Conditions

Frequency [MHz] | Channel Number	2600.000 | 0	**TSL Permittivity**	41.0
Group | UID	CW | 0-	**TSL Conductivity [S/m]**	2.02
Conversion Factor	6.91	**Phantom Section | TSL**	Flat | Head Simulating Liquid

Hardware Setup

Probe | Calibration Date	EX3DV4 - SN7947 | 2025-09-10	**Phantom**	Twin-SAM V8.0 (30deg probe tilt)
DAE | Calibration Date	DAE4 Sn1798 | 2026-04-27	**TSL Type**	DAK 3.5 Head 23.93 deg.C 2026-Jun-16 19_30_26
Software Version	17.0.4.7034		

Scans Setup

	Area Scan	**Zoom Scan**
Grid Extents [mm]	40.0 x 80.0	30.0 x 30.0 x 31.2
Grid Steps [mm]	10.0 x 10.0	5.0 x 5.0 x 1.5
Sensor Surface [mm]	3.0	1.4
Graded Grid	N/A	Yes
M2/M1 [> 30%]		80.5
Dist 3dB Peak [> Grid Steps Δx, Δy mm]		9.0

Measurement Results

	Area Scan	**Zoom Scan**
psSAR1g [W/Kg]	5.94	**5.97**
psSAR10g [W/Kg]	2.66	**2.72**
Power Drift [±0.2 dB]	N/A	-0.00

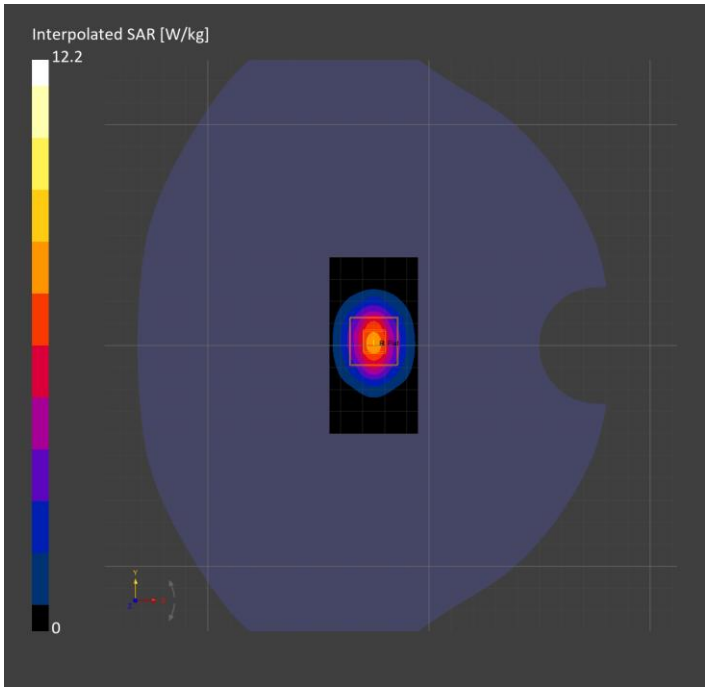

System Performance Check Report for D3500V2 - SN1011

Exposure Conditions

Frequency [MHz] | Channel Number	3500.000 | 0	**TSL Permittivity**	39.4
Group | UID	CW | 0-	**TSL Conductivity [S/m]**	2.81
Conversion Factor	6.22	**Phantom Section | TSL**	Flat | Head Simulating Liquid

Hardware Setup

Probe | Calibration Date	EX3DV4 - SN7947 | 2025-09-10	**Phantom**	Twin-SAM V8.0 (30deg probe tilt)
DAE | Calibration Date	DAE4 Sn1798 | 2026-04-27	**TSL Type**	DAK 3.5 Head 19.73 deg.C 2026-Jun-22 09_13_30
Software Version	17.0.4.7034		

Scans Setup

	Area Scan	**Zoom Scan**
Grid Extents [mm]	40.0 x 80.0	30.0 x 30.0 x 29.1
Grid Steps [mm]	10.0 x 10.0	5.0 x 5.0 x 1.4
Sensor Surface [mm]	3.0	1.4
Graded Grid	N/A	Yes
M2/M1 [> 30%]		76.3
Dist 3dB Peak [> Grid Steps Δx, Δy mm]		8.0

Measurement Results

	Area Scan	**Zoom Scan**
psSAR1g [W/Kg]	7.12	**7.21**
psSAR10g [W/Kg]	2.70	**2.78**
Power Drift [±0.2 dB]	N/A	0.01

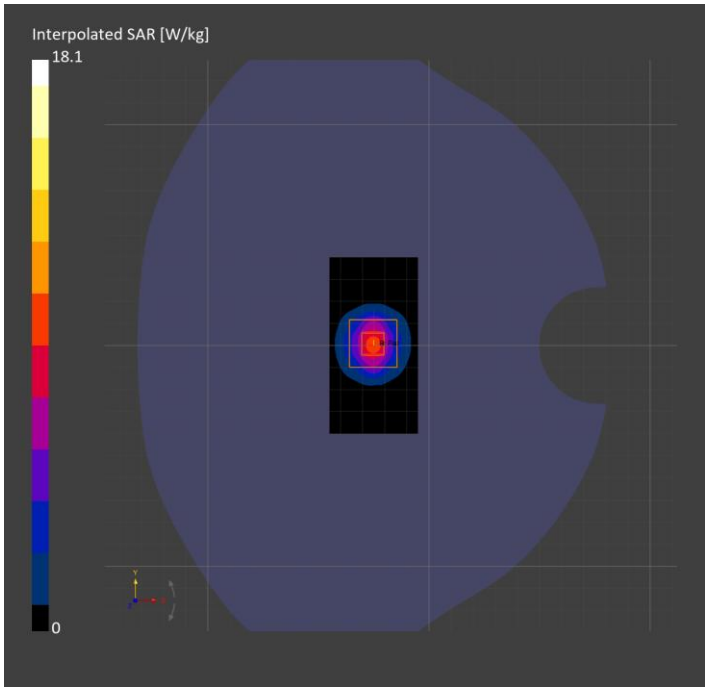

System Performance Check Report for D3700V2 - SN1039

Exposure Conditions

Frequency [MHz] | Channel Number	3700.000 | 0	**TSL Permittivity**	39.0
Group | UID	CW | 0-	**TSL Conductivity [S/m]**	3.01
Conversion Factor	6.17	**Phantom Section | TSL**	Flat | Head Simulating Liquid

Hardware Setup

Probe | Calibration Date	EX3DV4 - SN7947 | 2025-09-10	**Phantom**	Twin-SAM V8.0 (30deg probe tilt)
DAE | Calibration Date	DAE4 Sn1798 | 2026-04-27	**TSL Type**	DAK 3.5 Head 19.73 deg.C 2026-Jun-22 09_13_30
Software Version	17.0.4.7034		

Scans Setup

	Area Scan	**Zoom Scan**
Grid Extents [mm]	40.0 x 80.0	30.0 x 30.0 x 29.1
Grid Steps [mm]	10.0 x 10.0	5.0 x 5.0 x 1.4
Sensor Surface [mm]	3.0	1.4
Graded Grid	N/A	Yes
M2/M1 [> 30%]		74.5
Dist 3dB Peak [> Grid Steps Δx, Δy mm]		8.3

Measurement Results

	Area Scan	**Zoom Scan**
psSAR1g [W/Kg]	7.27	**7.45**
psSAR10g [W/Kg]	2.70	**2.79**
Power Drift [±0.2 dB]	N/A	-0.00

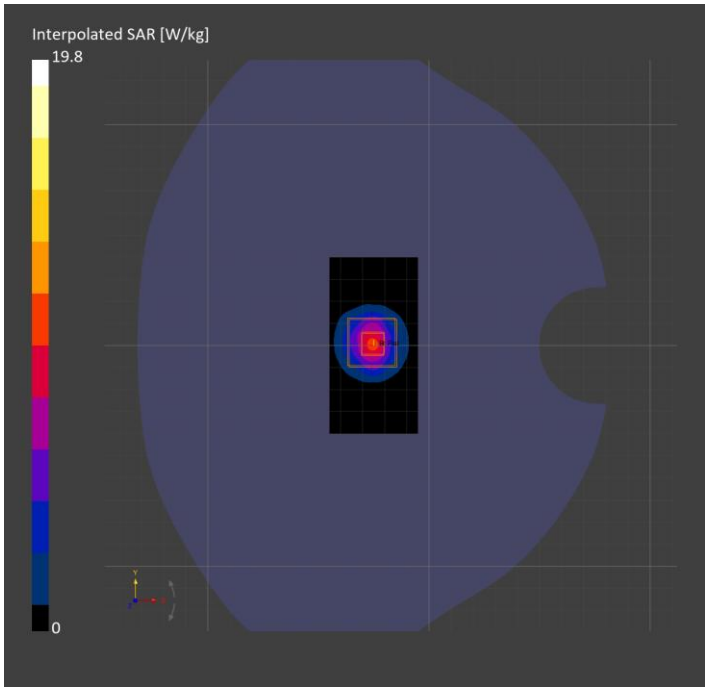

System Performance Check Report for D3700V2 - SN1131

Exposure Conditions

Frequency [MHz] | Channel Number	3700.000 | 0	**TSL Permittivity**	39.4
Group | UID	CW | 0-	**TSL Conductivity [S/m]**	2.90
Conversion Factor	6.17	**Phantom Section | TSL**	Flat | Head Simulating Liquid

Hardware Setup

Probe | Calibration Date	EX3DV4 - SN7947 | 2025-09-10	**Phantom**	Twin-SAM V8.0 (30deg probe tilt)
DAE | Calibration Date	DAE4 Sn1798 | 2026-04-27	**TSL Type**	DAK 3.5 Head 20.63 deg.C 2026-Jul-02 08_30_31
Software Version	17.0.4.7034		

Scans Setup

	Area Scan	**Zoom Scan**
Grid Extents [mm]	40.0 x 80.0	30.0 x 30.0 x 29.1
Grid Steps [mm]	10.0 x 10.0	5.0 x 5.0 x 1.4
Sensor Surface [mm]	3.0	1.4
Graded Grid	N/A	Yes
M2/M1 [> 30%]		75.4
Dist 3dB Peak [> Grid Steps Δx, Δy mm]		8.3

Measurement Results

	Area Scan	**Zoom Scan**
psSAR1g [W/Kg]	3.46	**3.50**
psSAR10g [W/Kg]	1.28	**1.33**
Power Drift [±0.2 dB]	N/A	0.01

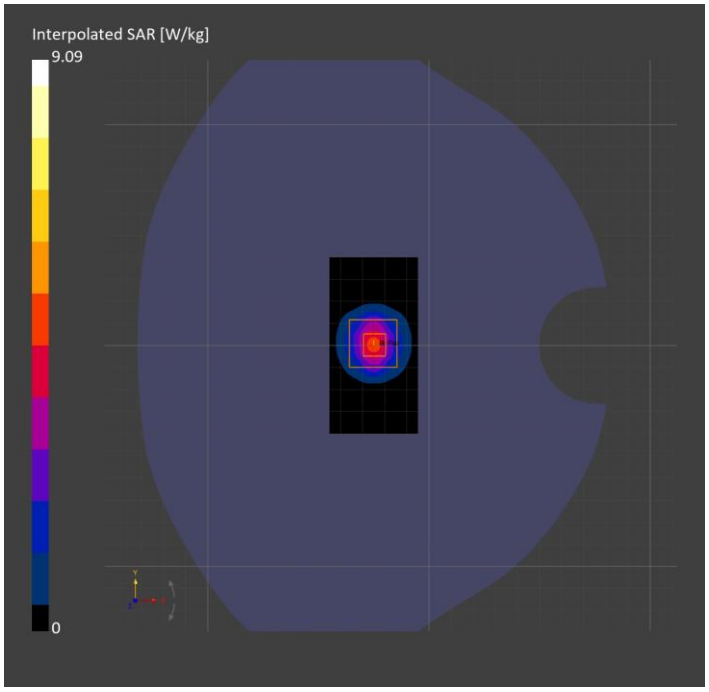

System Performance Check Report for D2600V2 - SN1006

Exposure Conditions

Frequency [MHz] | Channel Number	2600.000 | 0	**TSL Permittivity**	42.1
Group | UID	CW | 0-	**TSL Conductivity [S/m]**	1.93
Conversion Factor	6.91	**Phantom Section | TSL**	Flat | Head Simulating Liquid

Hardware Setup

Probe | Calibration Date	EX3DV4 - SN7947 | 2025-09-10	**Phantom**	Twin-SAM V8.0 (30deg probe tilt)
DAE | Calibration Date	DAE4 Sn1798 | 2026-04-27	**TSL Type**	DAK 3.5 20.26 deg.C 2026-Jul-20 08_24_50
Software Version	17.0.4.7034		

Scans Setup

	Area Scan	**Zoom Scan**
Grid Extents [mm]	40.0 x 80.0	30.0 x 30.0 x 31.2
Grid Steps [mm]	10.0 x 10.0	5.0 x 5.0 x 1.5
Sensor Surface [mm]	3.0	1.4
Graded Grid	N/A	Yes
M2/M1 [> 30%]		81.1
Dist 3dB Peak [> Grid Steps Δx, Δy mm]		9.0

Measurement Results

	Area Scan	**Zoom Scan**
psSAR1g [W/Kg]	2.90	**2.55**
psSAR10g [W/Kg]	1.29	**1.16**
Power Drift [±0.2 dB]	N/A	-0.09

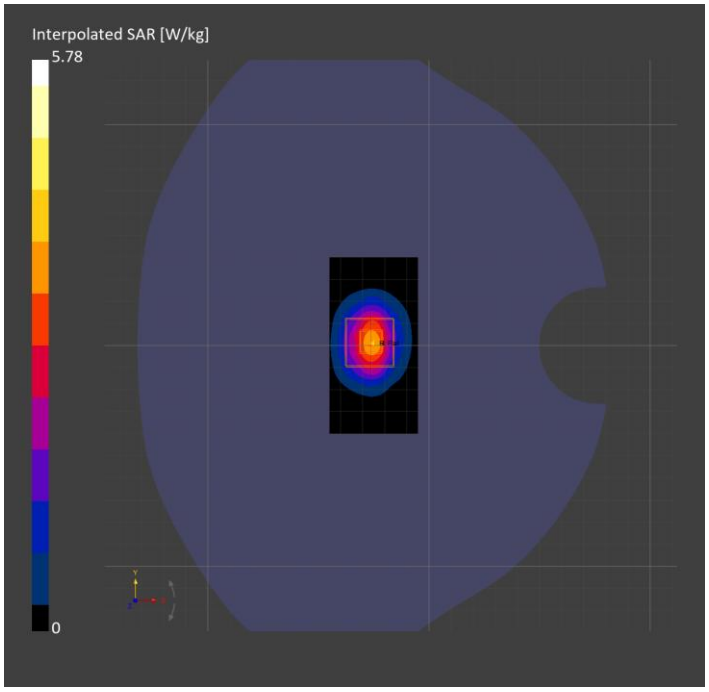

System Performance Check Report for D3500V2 - SN1182

Exposure Conditions

Frequency [MHz] | Channel Number	3500.000 | 0	**TSL Permittivity**	39.9
Group | UID	CW | 0-	**TSL Conductivity [S/m]**	2.75
Conversion Factor	6.2	**Phantom Section | TSL**	Flat | Head Simulating Liquid

Hardware Setup

Probe | Calibration Date	EX3DV4 - SN7463 | 2026-04-24	**Phantom**	Twin-SAM V8.0 (30deg probe tilt)
DAE | Calibration Date	DAE4ip Sn1917 | 2025-09-10	**TSL Type**	DAK 3.5 Head 19.6 deg.C 2026-Jun-16 11_02_00
Software Version	17.0.4.7034		

Scans Setup

	Area Scan	**Zoom Scan**
Grid Extents [mm]	40.0 x 80.0	30.0 x 30.0 x 29.1
Grid Steps [mm]	10.0 x 10.0	5.0 x 5.0 x 1.4
Sensor Surface [mm]	3.0	1.4
Graded Grid	N/A	Yes
M2/M1 [> 30%]		77.2
Dist 3dB Peak [> Grid Steps Δx, Δy mm]		8.6

Measurement Results

	Area Scan	**Zoom Scan**
psSAR1g [W/Kg]	5.72	**5.81**
psSAR10g [W/Kg]	2.21	**2.26**
Power Drift [±0.2 dB]	N/A	-0.08

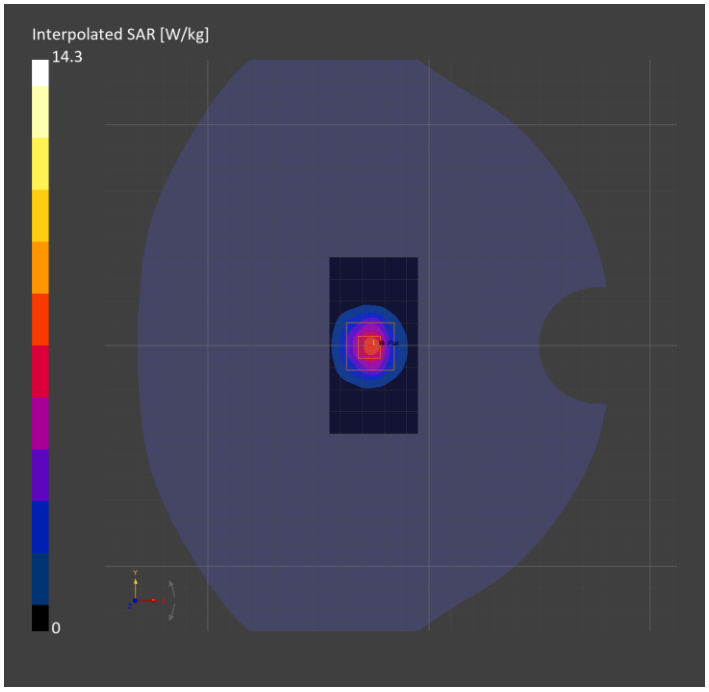

System Performance Check Report for D3900V2 - SN1102

Exposure Conditions

Frequency [MHz] | Channel Number	3900.000 | 0	**TSL Permittivity**	38.9
Group | UID	CW | 0-	**TSL Conductivity [S/m]**	3.12
Conversion Factor	5.97	**Phantom Section | TSL**	Flat | Head Simulating Liquid

Hardware Setup

Probe | Calibration Date	EX3DV4 - SN7463 | 2026-04-24	**Phantom**	Twin-SAM V8.0 (30deg probe tilt)
DAE | Calibration Date	DAE4ip Sn1917 | 2025-09-10	**TSL Type**	DAKS 3.5 Head 19.97 deg.C 2026-Jul-16 07_40_02
Software Version	17.0.4.7034		

Scans Setup

	Area Scan	Zoom Scan
Grid Extents [mm]	40.0 x 80.0	30.0 x 30.0 x 29.1
Grid Steps [mm]	10.0 x 10.0	5.0 x 5.0 x 1.4
Sensor Surface [mm]	3.0	1.4
Graded Grid	N/A	Yes
M2/M1 [> 30%]		83.3
Dist 3dB Peak [> Grid Steps Δx, Δy mm]		8.0

Measurement Results

	Area Scan	Zoom Scan
psSAR1g [W/Kg]	2.74	**3.19**
psSAR10g [W/Kg]	1.03	**1.22**
Power Drift [±0.2 dB]	N/A	0.05

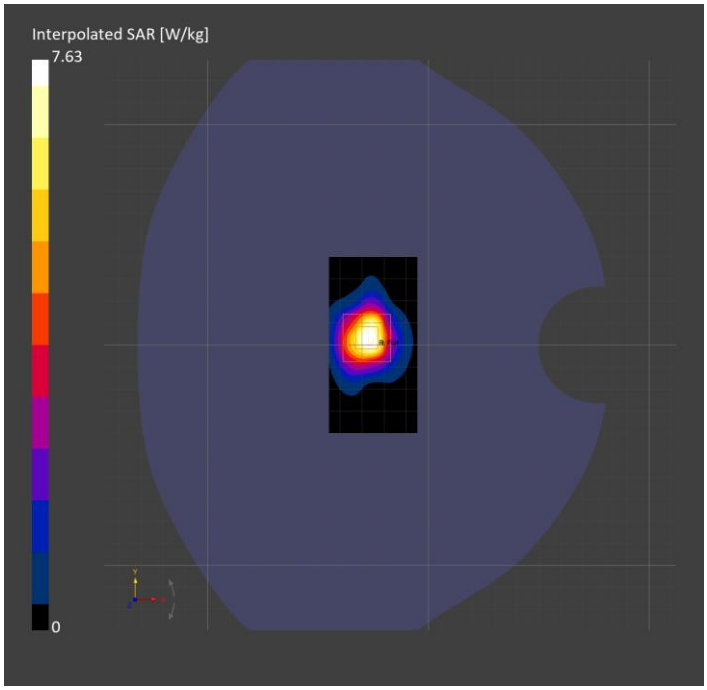

System Performance Check Report for D3500V2 - SN1011

Exposure Conditions

Frequency [MHz] | Channel Number	3500.000 | 0	**TSL Permittivity**	39.7
Group | UID	CW | 0-	**TSL Conductivity [S/m]**	2.76
Conversion Factor	6.2	**Phantom Section | TSL**	Flat | Head Simulating Liquid

Hardware Setup

Probe | Calibration Date	EX3DV4 - SN7463 | 2026-04-24	**Phantom**	Twin-SAM V8.0 (30deg probe tilt)
DAE | Calibration Date	DAE4ip Sn1917 | 2025-09-10	**TSL Type**	DAK 3.5 19.02 deg.C 2026-Jul-20 12_00_39
Software Version	17.0.4.7034		

Scans Setup

	Area Scan	**Zoom Scan**
Grid Extents [mm]	40.0 x 80.0	30.0 x 30.0 x 29.1
Grid Steps [mm]	10.0 x 10.0	5.0 x 5.0 x 1.4
Sensor Surface [mm]	3.0	1.4
Graded Grid	N/A	Yes
M2/M1 [> 30%]		85.7
Dist 3dB Peak [> Grid Steps Δx, Δy mm]		8.6

Measurement Results

	Area Scan	**Zoom Scan**
psSAR1g [W/Kg]	5.38	**5.98**
psSAR10g [W/Kg]	2.09	**2.46**
Power Drift [±0.2 dB]	N/A	0.04

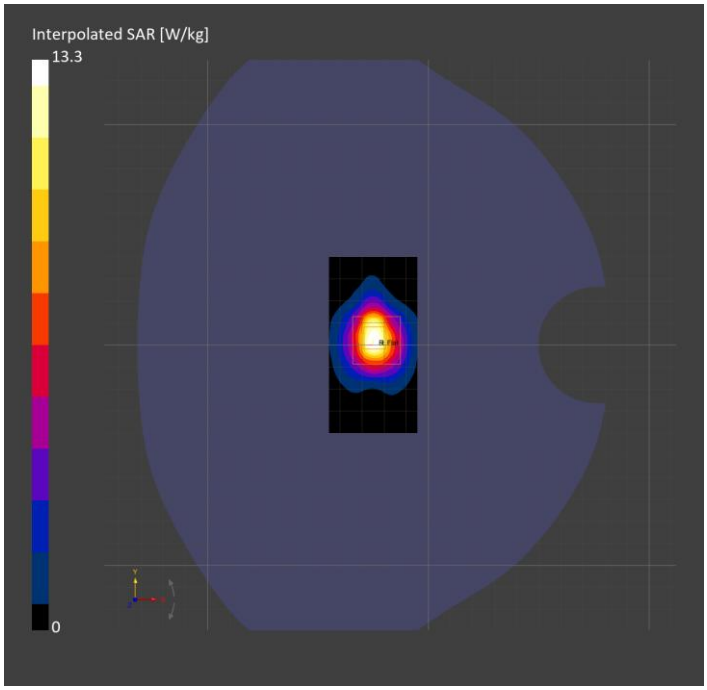

System Performance Check Report for D3700V2 - SN1039

Exposure Conditions

Frequency [MHz] | Channel Number	3700.000 | 0	**TSL Permittivity**	39.3
Group | UID	CW | 0-	**TSL Conductivity [S/m]**	2.96
Conversion Factor	6.08	**Phantom Section | TSL**	Flat | Head Simulating Liquid

Hardware Setup

Probe | Calibration Date	EX3DV4 - SN7463 | 2026-04-24	**Phantom**	Twin-SAM V8.0 (30deg probe tilt)
DAE | Calibration Date	DAE4ip Sn1917 | 2025-09-10	**TSL Type**	DAK 3.5 19.02 deg.C 2026-Jul-20 12_00_39
Software Version	17.0.4.7034		

Scans Setup

	Area Scan	**Zoom Scan**
Grid Extents [mm]	40.0 x 80.0	30.0 x 30.0 x 29.1
Grid Steps [mm]	10.0 x 10.0	5.0 x 5.0 x 1.4
Sensor Surface [mm]	3.0	1.4
Graded Grid	N/A	Yes
M2/M1 [> 30%]		85.2
Dist 3dB Peak [> Grid Steps Δx, Δy mm]		8.0

Measurement Results

	Area Scan	**Zoom Scan**
psSAR1g [W/Kg]	5.43	**6.22**
psSAR10g [W/Kg]	2.07	**2.50**
Power Drift [±0.2 dB]	N/A	0.03

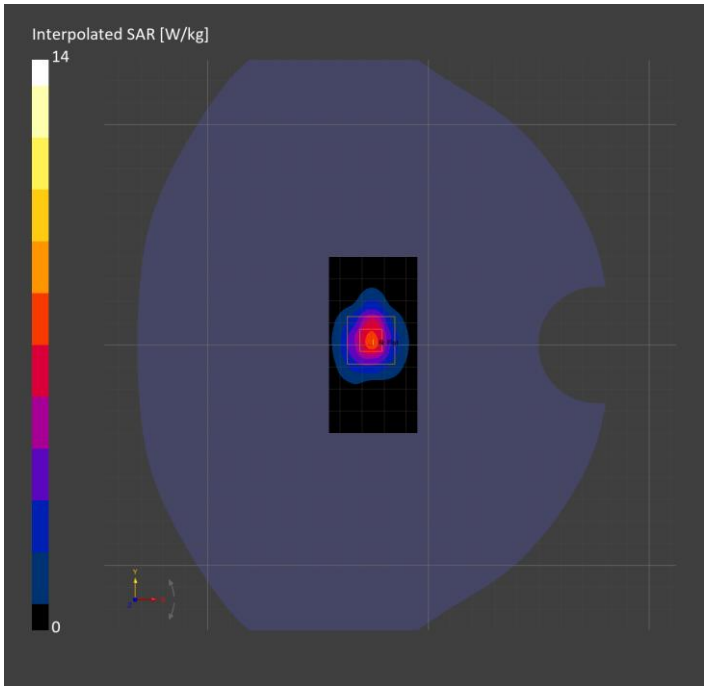

System Performance Check Report for D5GHzV2 - SN1138

Exposure Conditions

Frequency [MHz] | Channel Number	5250.000 | 0	**TSL Permittivity**	37.3
Group | UID	CW | 0-	**TSL Conductivity [S/m]**	4.48
Conversion Factor	5.89	**Phantom Section | TSL**	Flat | Head Simulating Liquid

Hardware Setup

Probe | Calibration Date	EX3DV4 - SN7915 | 2025-11-07	**Phantom**	Twin-SAM V8.0 (30deg probe tilt)
DAE | Calibration Date	DAE4ip Sn1883 | 2025-10-15	**TSL Type**	HBBL-600-10000
Software Version	17.0.4.7034		

Scans Setup

	Area Scan	**Zoom Scan**
Grid Extents [mm]	40.0 x 80.0	24.0 x 24.0 x 22.9
Grid Steps [mm]	10.0 x 10.0	4.0 x 4.0 x 1.4
Sensor Surface [mm]	3.0	1.4
Graded Grid	N/A	Yes
M2/M1 [> 30%]		65.8
Dist 3dB Peak [> Grid Steps Δx, Δy mm]		7.6

Measurement Results

	Area Scan	**Zoom Scan**
psSAR1g [W/Kg]	3.72	**3.97**
psSAR10g [W/Kg]	1.08	**1.18**
Power Drift [±0.2 dB]	N/A	-0.00

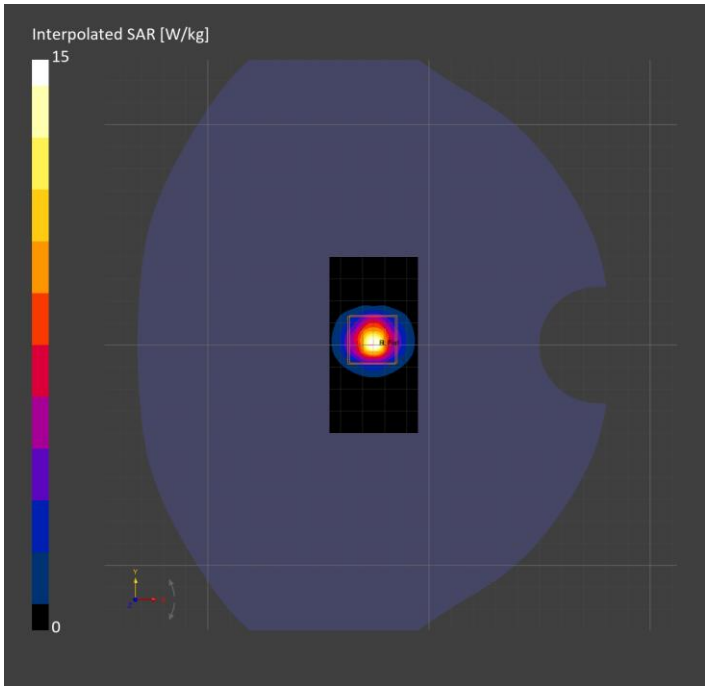

System Performance Check Report for D1750V2 - SN1220

Exposure Conditions

Frequency [MHz] | Channel Number	1750.000 | 0	**TSL Permittivity**	43.7
Group | UID	CW | 0-	**TSL Conductivity [S/m]**	1.24
Conversion Factor	8.25	**Phantom Section | TSL**	Flat | Head Simulating Liquid

Hardware Setup

Probe | Calibration Date	EX3DV4 - SN7915 | 2025-11-07	**Phantom**	Twin-SAM V8.0 (30deg probe tilt)
DAE | Calibration Date	DAE4ip Sn1883 | 2025-10-15	**TSL Type**	HBBL-600-10000
Software Version	17.0.4.7034		

Scans Setup

	Area Scan	**Zoom Scan**
Grid Extents [mm]	40.0 x 90.0	30.0 x 30.0 x 31.2
Grid Steps [mm]	10.0 x 15.0	6.0 x 6.0 x 1.5
Sensor Surface [mm]	3.0	1.4
Graded Grid	N/A	Yes
M2/M1 [> 30%]		85.7
Dist 3dB Peak [> Grid Steps Δx, Δy mm]		10.8

Measurement Results

	Area Scan	**Zoom Scan**
psSAR1g [W/Kg]	1.70	**1.71**
psSAR10g [W/Kg]	0.914	**0.948**
Power Drift [±0.2 dB]	N/A	0.00

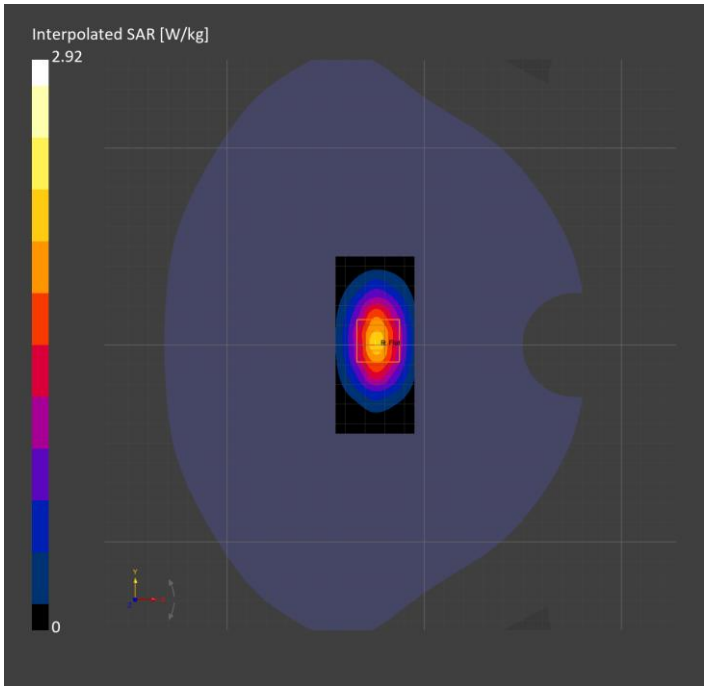

System Performance Check Report for D1900V2 - SN5d260

Exposure Conditions

Frequency [MHz] | Channel Number	1900.000 | 0	**TSL Permittivity**	43.4
Group | UID	CW | 0-	**TSL Conductivity [S/m]**	1.32
Conversion Factor	7.82	**Phantom Section | TSL**	Flat | Head Simulating Liquid

Hardware Setup

Probe | Calibration Date	EX3DV4 - SN7915 | 2025-11-07	**Phantom**	Twin-SAM V8.0 (30deg probe tilt)
DAE | Calibration Date	DAE4ip Sn1883 | 2025-10-15	**TSL Type**	HBBL-600-10000
Software Version	17.0.4.7034		

Scans Setup

	Area Scan	**Zoom Scan**
Grid Extents [mm]	40.0 x 90.0	30.0 x 30.0 x 31.2
Grid Steps [mm]	10.0 x 15.0	6.0 x 6.0 x 1.5
Sensor Surface [mm]	3.0	1.4
Graded Grid	N/A	Yes
M2/M1 [> 30%]		86.4
Dist 3dB Peak [> Grid Steps Δx, Δy mm]		9.7

Measurement Results

	Area Scan	**Zoom Scan**
psSAR1g [W/Kg]	1.92	**1.95**
psSAR10g [W/Kg]	0.999	**1.05**
Power Drift [±0.2 dB]	N/A	0.05

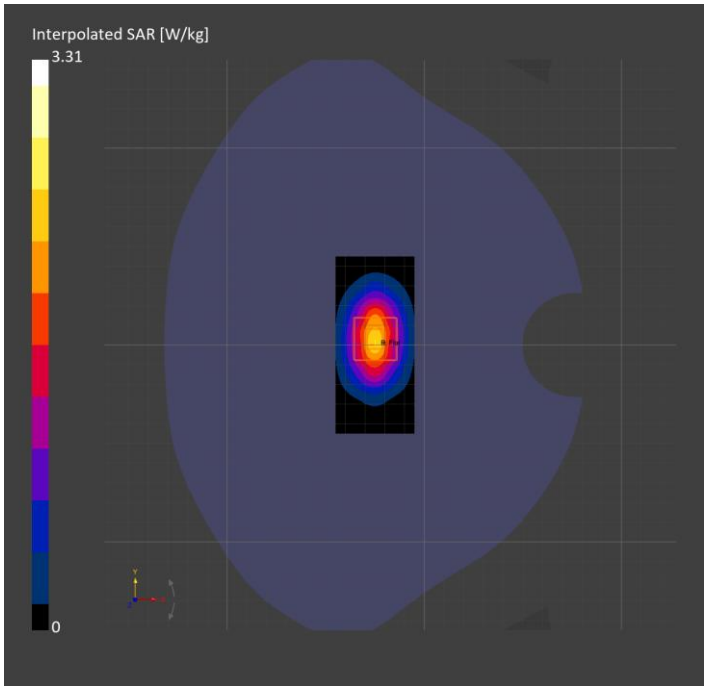

System Performance Check Report for D5GHzV2 - SN1168

Exposure Conditions

Frequency [MHz] | Channel Number	5250.000 | 0	**TSL Permittivity**	39.2
Group | UID	CW | 0-	**TSL Conductivity [S/m]**	4.64
Conversion Factor	5.89	**Phantom Section | TSL**	Flat | Head Simulating Liquid

Hardware Setup

Probe | Calibration Date	EX3DV4 - SN7915 | 2025-11-07	**Phantom**	Twin-SAM V8.0 (30deg probe tilt)
DAE | Calibration Date	DAE4ip Sn1883 | 2025-10-15	**TSL Type**	HBBL-600-10000
Software Version	17.0.4.7034		

Scans Setup

	Area Scan	**Zoom Scan**
Grid Extents [mm]	40.0 x 80.0	24.0 x 24.0 x 22.9
Grid Steps [mm]	10.0 x 10.0	4.0 x 4.0 x 1.4
Sensor Surface [mm]	3.0	1.4
Graded Grid	N/A	Yes
M2/M1 [> 30%]		65.7
Dist 3dB Peak [> Grid Steps Δx, Δy mm]		7.6

Measurement Results

	Area Scan	**Zoom Scan**
psSAR1g [W/Kg]	3.44	**3.71**
psSAR10g [W/Kg]	1.01	**1.12**
Power Drift [±0.2 dB]	N/A	-0.00

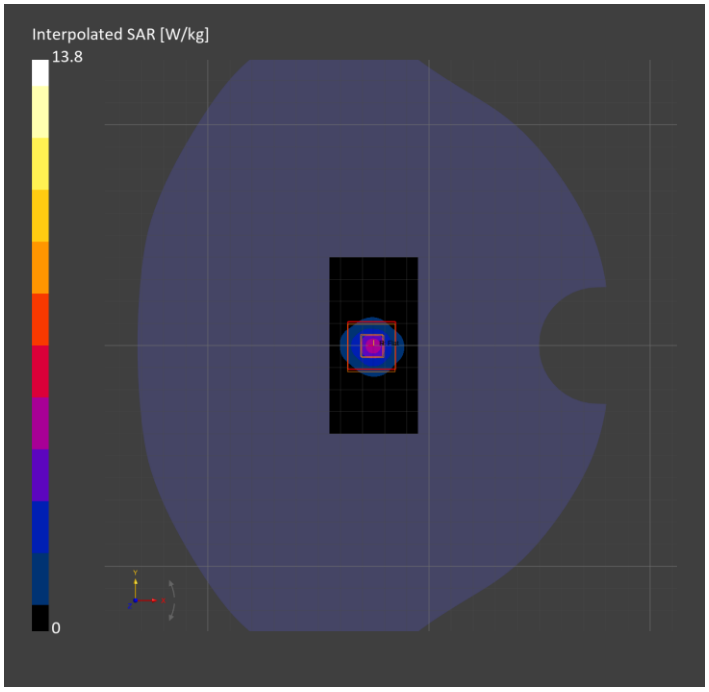

System Performance Check Report for D1750V2 - SN1220

Exposure Conditions

Frequency [MHz] | Channel Number	1750.000 | 0	**TSL Permittivity**	43.7
Group | UID	CW | 0-	**TSL Conductivity [S/m]**	1.25
Conversion Factor	8.12	**Phantom Section | TSL**	Flat | Head Simulating Liquid

Hardware Setup

Probe | Calibration Date	EX3DV4 - SN7914 | 2025-11-07	**Phantom**	Twin-SAM V8.0 (30deg probe tilt)
DAE | Calibration Date	DAE4ip Sn1893 | 2025-11-12	**TSL Type**	HBBL-600-10000
Software Version	17.0.4.7034		

Scans Setup

	Area Scan	**Zoom Scan**
Grid Extents [mm]	40.0 x 90.0	30.0 x 30.0 x 31.2
Grid Steps [mm]	10.0 x 15.0	6.0 x 6.0 x 1.5
Sensor Surface [mm]	3.0	1.4
Graded Grid	N/A	Yes
M2/M1 [> 30%]		85.6
Dist 3dB Peak [> Grid Steps Δx, Δy mm]		10.8

Measurement Results

	Area Scan	**Zoom Scan**
psSAR1g [W/Kg]	1.78	**1.80**
psSAR10g [W/Kg]	0.954	**0.992**
Power Drift [±0.2 dB]	N/A	-0.05

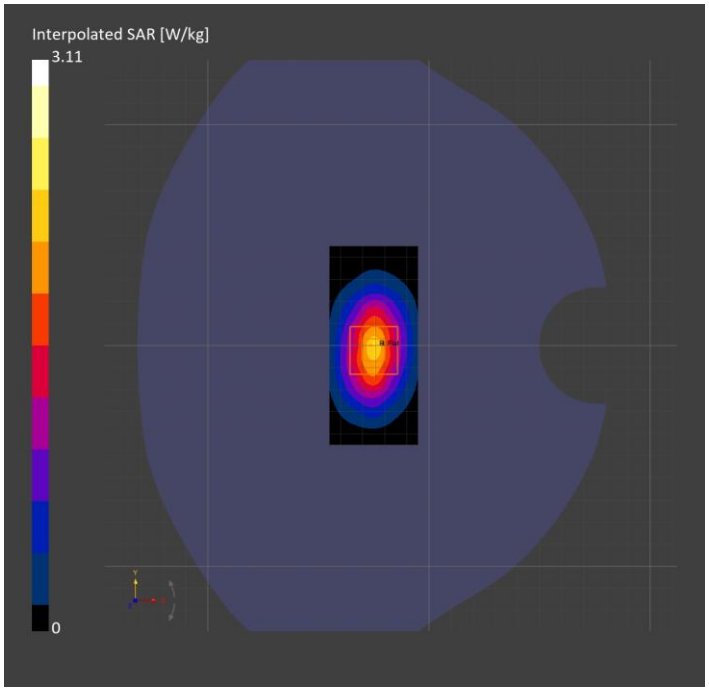

System Performance Check Report for D1900V2 - SN5d260

Exposure Conditions

Frequency [MHz] | Channel Number	1900.000 | 0	**TSL Permittivity**	43.5
Group | UID	CW | 0-	**TSL Conductivity [S/m]**	1.33
Conversion Factor	7.68	**Phantom Section | TSL**	Flat | Head Simulating Liquid

Hardware Setup

Probe | Calibration Date	EX3DV4 - SN7914 | 2025-11-07	**Phantom**	Twin-SAM V8.0 (30deg probe tilt)
DAE | Calibration Date	DAE4ip Sn1893 | 2025-11-12	**TSL Type**	HBBL-600-10000
Software Version	17.0.4.7034		

Scans Setup

	Area Scan	**Zoom Scan**
Grid Extents [mm]	40.0 x 90.0	30.0 x 30.0 x 31.2
Grid Steps [mm]	10.0 x 15.0	6.0 x 6.0 x 1.5
Sensor Surface [mm]	3.0	1.4
Graded Grid	N/A	Yes
M2/M1 [> 30%]		84.3
Dist 3dB Peak [> Grid Steps Δx, Δy mm]		10.8

Measurement Results

	Area Scan	**Zoom Scan**
psSAR1g [W/Kg]	2.03	**2.03**
psSAR10g [W/Kg]	1.07	**1.09**
Power Drift [±0.2 dB]	N/A	0.01

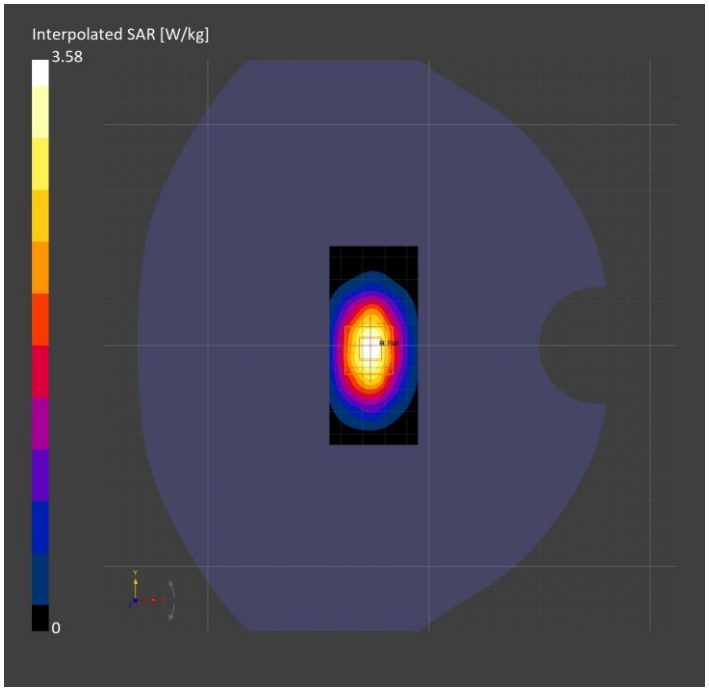

System Performance Check Report for D5GHzV2 - SN1138

Exposure Conditions

Frequency [MHz] | Channel Number	5250.000 | 0	**TSL Permittivity**	35.9
Group | UID	CW | 0-	**TSL Conductivity [S/m]**	4.55
Conversion Factor	5.78	**Phantom Section | TSL**	Flat | Head Simulating Liquid

Hardware Setup

Probe | Calibration Date	EX3DV4 - SN7914 | 2025-11-07	**Phantom**	Twin-SAM V8.0 (30deg probe tilt)
DAE | Calibration Date	DAE4ip Sn1893 | 2025-11-12	**TSL Type**	HBBL-600-10000
Software Version	17.0.4.7034		

Scans Setup

	Area Scan	**Zoom Scan**
Grid Extents [mm]	40.0 x 80.0	24.0 x 24.0 x 22.9
Grid Steps [mm]	10.0 x 10.0	4.0 x 4.0 x 1.4
Sensor Surface [mm]	3.0	1.4
Graded Grid	N/A	Yes
M2/M1 [> 30%]		62.7
Dist 3dB Peak [> Grid Steps Δx, Δy mm]		7.2

Measurement Results

	Area Scan	**Zoom Scan**
psSAR1g [W/Kg]	3.72	**4.17**
psSAR10g [W/Kg]	1.06	**1.20**
Power Drift [±0.2 dB]	N/A	-0.15

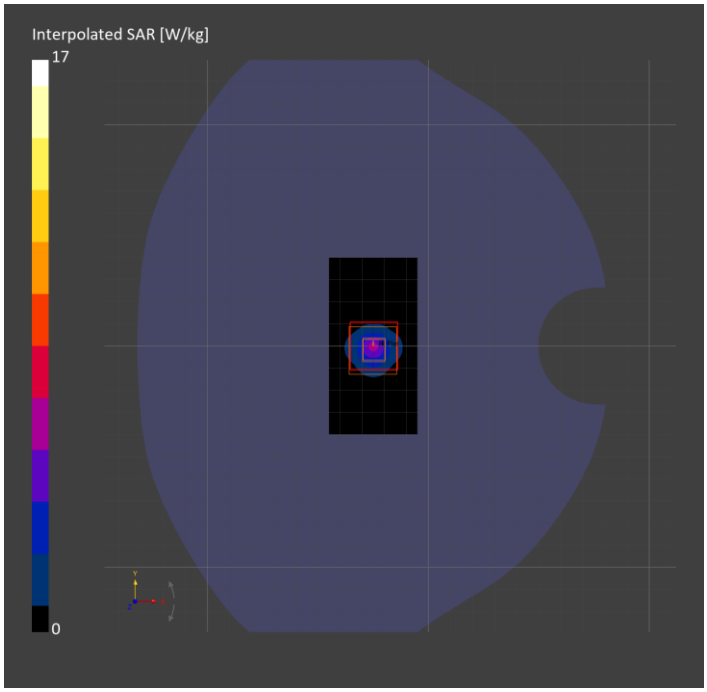

System Performance Check Report for D5GHzV2 - SN1168

Exposure Conditions

Frequency [MHz] | Channel Number	5250.000 | 0	**TSL Permittivity**	38.5
Group | UID	CW | 0-	**TSL Conductivity [S/m]**	4.59
Conversion Factor	5.78	**Phantom Section | TSL**	Flat | Head Simulating Liquid

Hardware Setup

Probe | Calibration Date	EX3DV4 - SN7914 | 2025-11-07	**Phantom**	Twin-SAM V8.0 (30deg probe tilt)
DAE | Calibration Date	DAE4ip Sn1893 | 2025-11-12	**TSL Type**	HBBL-600-10000
Software Version	17.0.4.7034		

Scans Setup

	Area Scan	**Zoom Scan**
Grid Extents [mm]	40.0 x 80.0	24.0 x 24.0 x 22.9
Grid Steps [mm]	10.0 x 10.0	4.0 x 4.0 x 1.4
Sensor Surface [mm]	3.0	1.4
Graded Grid	N/A	Yes
M2/M1 [> 30%]		65.4
Dist 3dB Peak [> Grid Steps Δx, Δy mm]		7.4

Measurement Results

	Area Scan	**Zoom Scan**
psSAR1g [W/Kg]	4.27	**4.36**
psSAR10g [W/Kg]	1.22	**1.27**
Power Drift [±0.2 dB]	N/A	-0.04

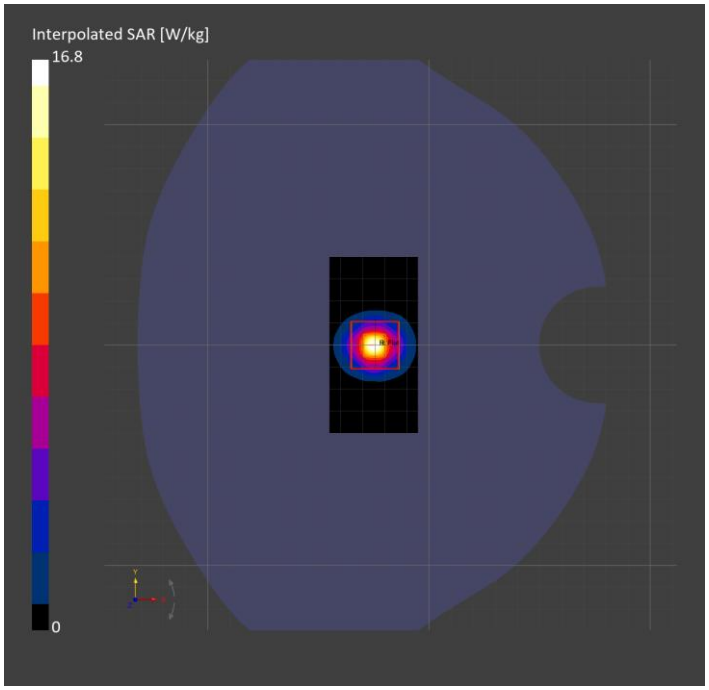

System Performance Check Report for D2600V2 - SN1036

Exposure Conditions

Frequency [MHz] | Channel Number	2600.000 | 0	**TSL Permittivity**	41.6
Group | UID	CW | 0-	**TSL Conductivity [S/m]**	1.85
Conversion Factor	7.52	**Phantom Section | TSL**	Flat | Head Simulating Liquid

Hardware Setup

Probe | Calibration Date	EX3DV4 - SN3989 | 2026-01-15	**Phantom**	Twin-SAM V8.0 (30deg probe tilt)
DAE | Calibration Date	DAE4 Sn1472 | 2026-01-08	**TSL Type**	HBBL-600-10000
Software Version	17.0.4.7034		

Scans Setup

	Area Scan	**Zoom Scan**
Grid Extents [mm]	40.0 x 80.0	30.0 x 30.0 x 31.2
Grid Steps [mm]	10.0 x 10.0	5.0 x 5.0 x 1.5
Sensor Surface [mm]	3.0	1.4
Graded Grid	N/A	Yes
M2/M1 [> 30%]		81.9
Dist 3dB Peak [> Grid Steps Δx, Δy mm]		9.0

Measurement Results
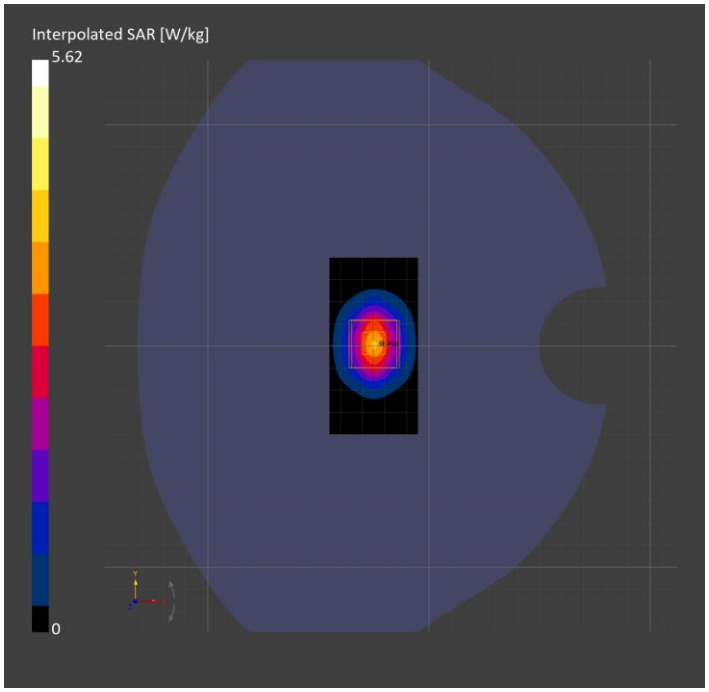
	Area Scan	**Zoom Scan**
psSAR1g [W/Kg]	2.84	**2.83**
psSAR10g [W/Kg]	1.27	**1.32**
Power Drift [±0.2 dB]	N/A	0.01