System Performance Check Report for D5GHzV2 - SN1003

Exposure Conditions

Frequency [MHz] | Channel Number	5600.000 | 0	**TSL Permittivity**	34.7
Group | UID	CW | 0-	**TSL Conductivity [S/m]**	4.74
Conversion Factor	5.65	**Phantom Section | TSL**	Flat | Head Simulating Liquid

Hardware Setup

Probe | Calibration Date	EX3DV4 - SN3989 | 2026-01-15	**Phantom**	Twin-SAM V8.0 (30deg probe tilt)
DAE | Calibration Date	DAE4 Sn1472 | 2026-01-08	**TSL Type**	HBBL-600-10000
Software Version	17.0.4.7034		

Scans Setup

	Area Scan	**Zoom Scan**
Grid Extents [mm]	40.0 x 80.0	24.0 x 24.0 x 22.9
Grid Steps [mm]	10.0 x 10.0	4.0 x 4.0 x 1.4
Sensor Surface [mm]	3.0	1.4
Graded Grid	N/A	Yes
M2/M1 [> 30%]		63.6
Dist 3dB Peak [> Grid Steps Δx, Δy mm]		7.2

Measurement Results

	Area Scan	**Zoom Scan**
psSAR1g [W/Kg]	3.87	**4.21**
psSAR10g [W/Kg]	1.12	**1.20**
Power Drift [±0.2 dB]	N/A	0.04

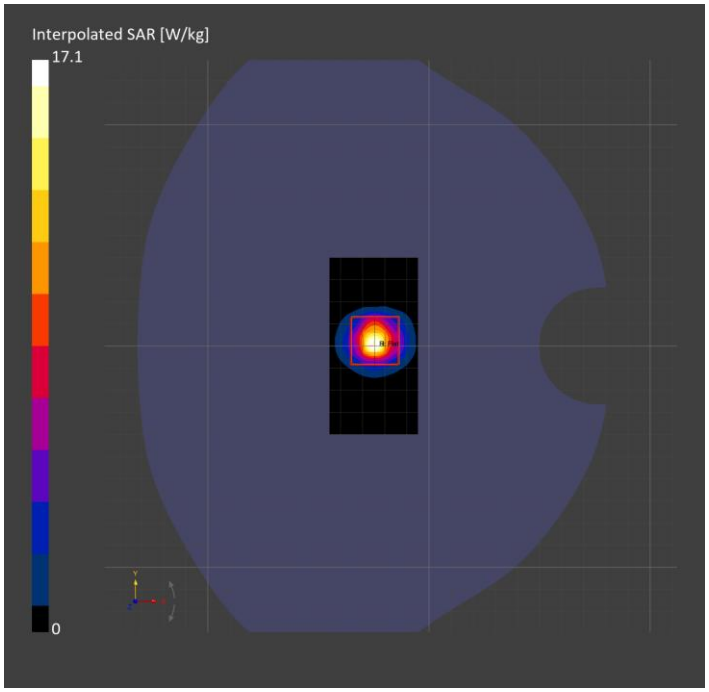

System Performance Check Report for D5GHzV2 - SN1168

Exposure Conditions

Frequency [MHz] | Channel Number	5600.000 | 0	**TSL Permittivity**	36.7
Group | UID	CW | 0-	**TSL Conductivity [S/m]**	4.90
Conversion Factor	5.65	**Phantom Section | TSL**	Flat | Head Simulating Liquid

Hardware Setup

Probe | Calibration Date	EX3DV4 - SN3989 | 2026-01-15	**Phantom**	Twin-SAM V8.0 (30deg probe tilt)
DAE | Calibration Date	DAE4 Sn1472 | 2026-01-08	**TSL Type**	HBBL-600-10000
Software Version	17.0.4.7034		

Scans Setup

	Area Scan	**Zoom Scan**
Grid Extents [mm]	40.0 x 80.0	24.0 x 24.0 x 22.9
Grid Steps [mm]	10.0 x 10.0	4.0 x 4.0 x 1.4
Sensor Surface [mm]	3.0	1.4
Graded Grid	N/A	Yes
M2/M1 [> 30%]		63.0
Dist 3dB Peak [> Grid Steps Δx, Δy mm]		7.2

Measurement Results

	Area Scan	**Zoom Scan**
psSAR1g [W/Kg]	4.19	**4.54**
psSAR10g [W/Kg]	1.18	**1.29**
Power Drift [±0.2 dB]	N/A	-0.12

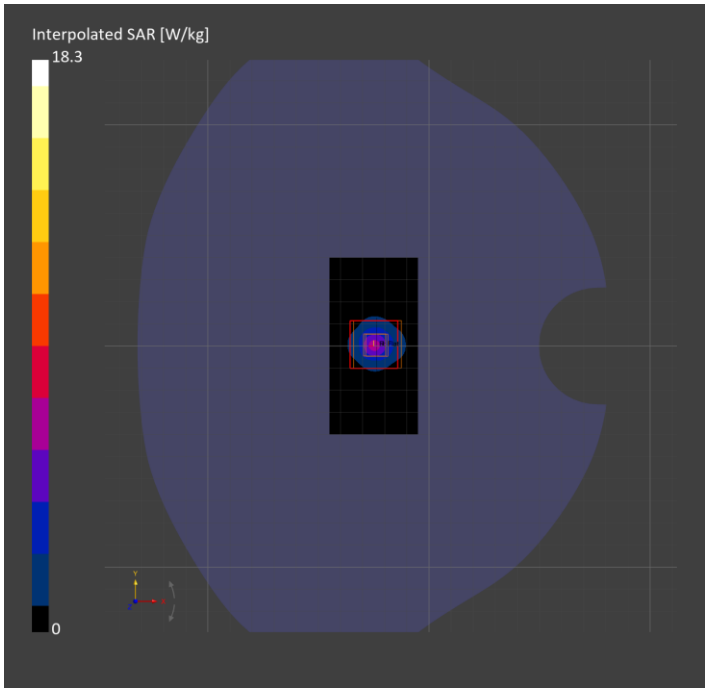

System Performance Check Report for D2450V2 - SN706

Exposure Conditions

Frequency [MHz] | Channel Number	2450.000 | 0	**TSL Permittivity**	40.8
Group | UID	CW | 0-	**TSL Conductivity [S/m]**	1.70
Conversion Factor	7.62	**Phantom Section | TSL**	Flat | Head Simulating Liquid

Hardware Setup

Probe | Calibration Date	EX3DV4 - SN3989 | 2026-01-15	**Phantom**	Twin-SAM V8.0 (30deg probe tilt)
DAE | Calibration Date	DAE4 Sn1472 | 2026-01-08	**TSL Type**	HBBL-600-10000
Software Version	17.0.4.7034		

Scans Setup

	Area Scan	**Zoom Scan**
Grid Extents [mm]	40.0 x 80.0	30.0 x 30.0 x 31.2
Grid Steps [mm]	10.0 x 10.0	5.0 x 5.0 x 1.5
Sensor Surface [mm]	3.0	1.4
Graded Grid	N/A	Yes
M2/M1 [> 30%]		82.4
Dist 3dB Peak [> Grid Steps Δx, Δy mm]		9.0

Measurement Results

	Area Scan	**Zoom Scan**
psSAR1g [W/Kg]	2.36	**2.46**
psSAR10g [W/Kg]	1.09	**1.18**
Power Drift [±0.2 dB]	N/A	0.00

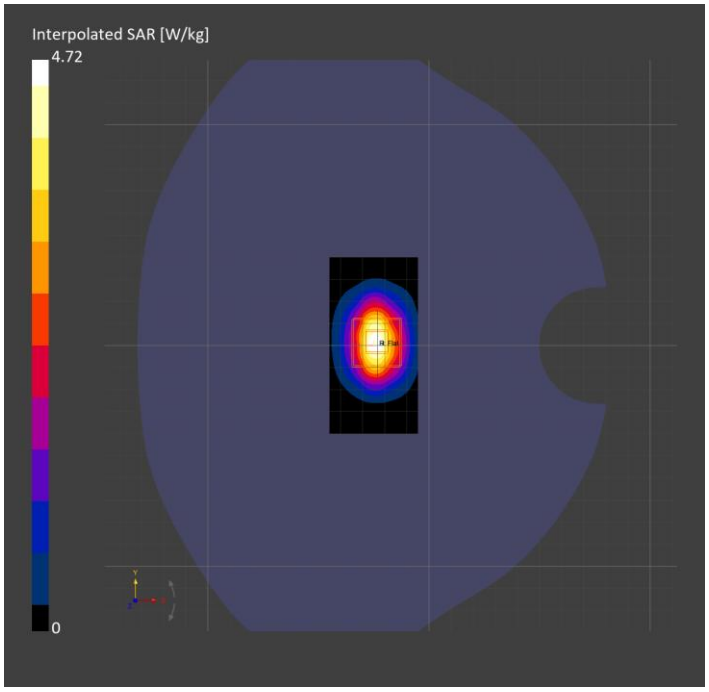

System Performance Check Report for D5GHzV2 - SN1138

Exposure Conditions

Frequency [MHz] | Channel Number	5600.000 | 0	**TSL Permittivity**	35.6
Group | UID	CW | 0-	**TSL Conductivity [S/m]**	4.75
Conversion Factor	5.65	**Phantom Section | TSL**	Flat | Head Simulating Liquid

Hardware Setup

Probe | Calibration Date	EX3DV4 - SN3989 | 2026-01-15	**Phantom**	Twin-SAM V8.0 (30deg probe tilt)
DAE | Calibration Date	DAE4 Sn1472 | 2026-01-08	**TSL Type**	HBBL-600-10000
Software Version	17.0.4.7034		

Scans Setup

	Area Scan	**Zoom Scan**
Grid Extents [mm]	40.0 x 80.0	24.0 x 24.0 x 22.9
Grid Steps [mm]	10.0 x 10.0	4.0 x 4.0 x 1.4
Sensor Surface [mm]	3.0	1.4
Graded Grid	N/A	Yes
M2/M1 [> 30%]		61.4
Dist 3dB Peak [> Grid Steps Δx, Δy mm]		7.2

Measurement Results

	Area Scan	**Zoom Scan**
psSAR1g [W/Kg]	3.48	**3.99**
psSAR10g [W/Kg]	0.996	**1.11**
Power Drift [±0.2 dB]	N/A	0.18

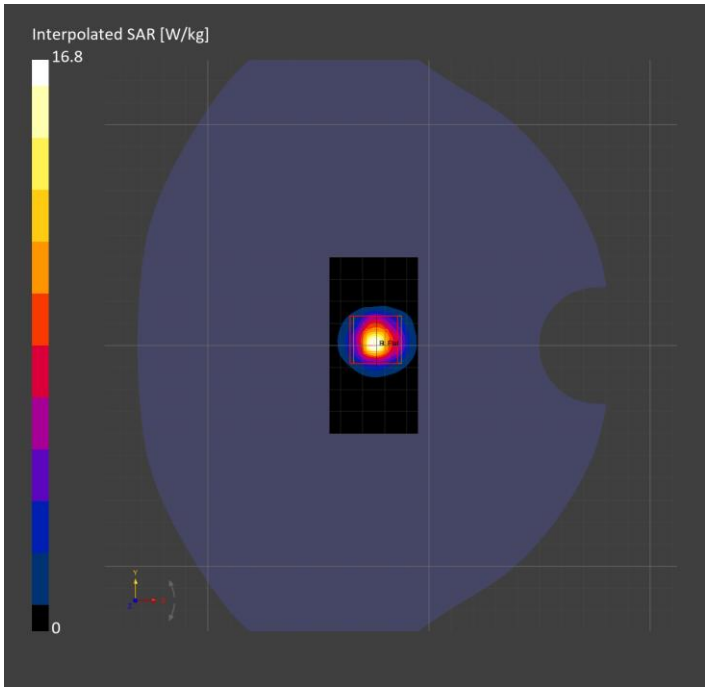

System Performance Check Report for D2450V2 - SN748

Exposure Conditions

Frequency [MHz] | Channel Number	2450.000 | 0	**TSL Permittivity**	38.2
Group | UID	CW | 0-	**TSL Conductivity [S/m]**	1.68
Conversion Factor	7.3	**Phantom Section | TSL**	Flat | Head Simulating Liquid

Hardware Setup

Probe | Calibration Date	EX3DV4 - SN7808 | 2026-03-12	**Phantom**	Twin-SAM V8.0 (30deg probe tilt)
DAE | Calibration Date	DAE4 Sn1546 | 2026-03-05	**TSL Type**	HBBL-600-10000
Software Version	17.0.4.7034		

Scans Setup

	Area Scan	**Zoom Scan**
Grid Extents [mm]	40.0 x 80.0	30.0 x 30.0 x 31.2
Grid Steps [mm]	10.0 x 10.0	5.0 x 5.0 x 1.5
Sensor Surface [mm]	3.0	1.4
Graded Grid	N/A	Yes
M2/M1 [> 30%]		82.9
Dist 3dB Peak [> Grid Steps Δx, Δy mm]		10.0

Measurement Results

	Area Scan	**Zoom Scan**
psSAR1g [W/Kg]	2.58	**2.67**
psSAR10g [W/Kg]	1.25	**1.30**
Power Drift [±0.2 dB]	N/A	-0.01

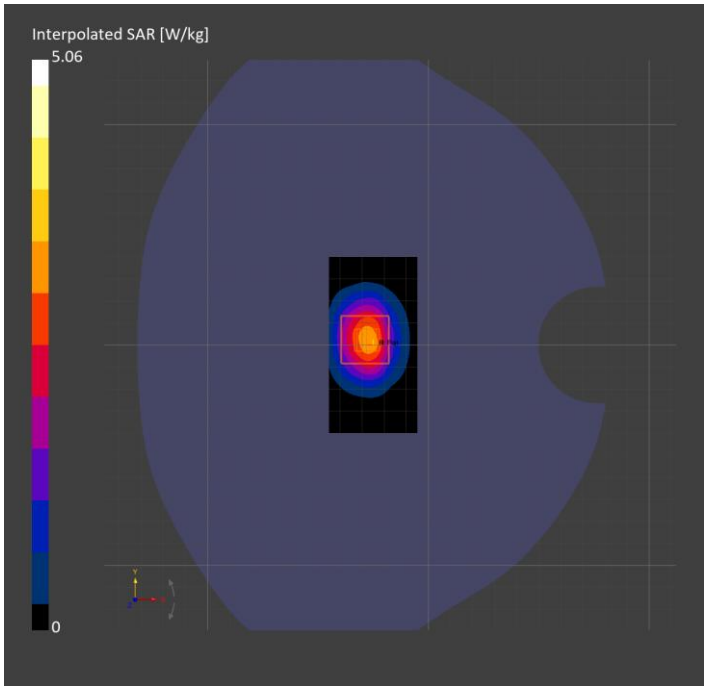

System Performance Check Report for D2450V2 - SN706

Exposure Conditions

Frequency [MHz] | Channel Number	2450.000 | 0	**TSL Permittivity**	38.1
Group | UID	CW | 0-	**TSL Conductivity [S/m]**	1.70
Conversion Factor	7.3	**Phantom Section | TSL**	Flat | Head Simulating Liquid

Hardware Setup

Probe | Calibration Date	EX3DV4 - SN7808 | 2026-03-12	**Phantom**	Twin-SAM V8.0 (30deg probe tilt)
DAE | Calibration Date	DAE4 Sn1546 | 2026-03-05	**TSL Type**	HBBL-600-10000
Software Version	17.0.4.7034		

Scans Setup

	Area Scan	**Zoom Scan**
Grid Extents [mm]	40.0 x 80.0	30.0 x 30.0 x 31.2
Grid Steps [mm]	10.0 x 10.0	5.0 x 5.0 x 1.5
Sensor Surface [mm]	3.0	1.4
Graded Grid	N/A	Yes
M2/M1 [> 30%]		79.3
Dist 3dB Peak [> Grid Steps Δx, Δy mm]		9.0

Measurement Results

	Area Scan	**Zoom Scan**
psSAR1g [W/Kg]	2.74	**2.83**
psSAR10g [W/Kg]	1.31	**1.34**
Power Drift [±0.2 dB]	N/A	0.08

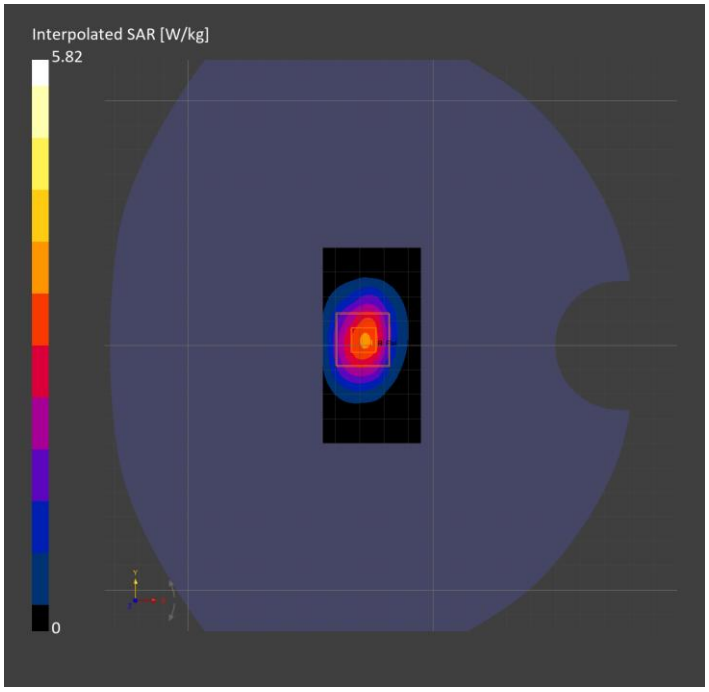

System Performance Check Report for D2450V2 - SN748

Exposure Conditions

Frequency [MHz] | Channel Number	2450.000 | 0	**TSL Permittivity**	39.0
Group | UID	CW | 0-	**TSL Conductivity [S/m]**	1.66
Conversion Factor	8.17	**Phantom Section | TSL**	Flat | Head Simulating Liquid

Hardware Setup

Probe | Calibration Date	EX3DV4 - SN7501 | 2026-04-23	**Phantom**	Twin-SAM V8.0 (30deg probe tilt)
DAE | Calibration Date	DAE4 Sn1675 | 2026-04-28	**TSL Type**	HBBL-600-10000
Software Version	17.0.4.7034		

Scans Setup

	Area Scan	**Zoom Scan**
Grid Extents [mm]	40.0 x 80.0	30.0 x 30.0 x 31.2
Grid Steps [mm]	10.0 x 10.0	5.0 x 5.0 x 1.5
Sensor Surface [mm]	3.0	1.4
Graded Grid	N/A	Yes
M2/M1 [> 30%]		82.1
Dist 3dB Peak [> Grid Steps Δx, Δy mm]		9.9

Measurement Results

	Area Scan	**Zoom Scan**
psSAR1g [W/Kg]	2.67	**2.65**
psSAR10g [W/Kg]	1.27	**1.29**
Power Drift [±0.2 dB]	N/A	-0.05

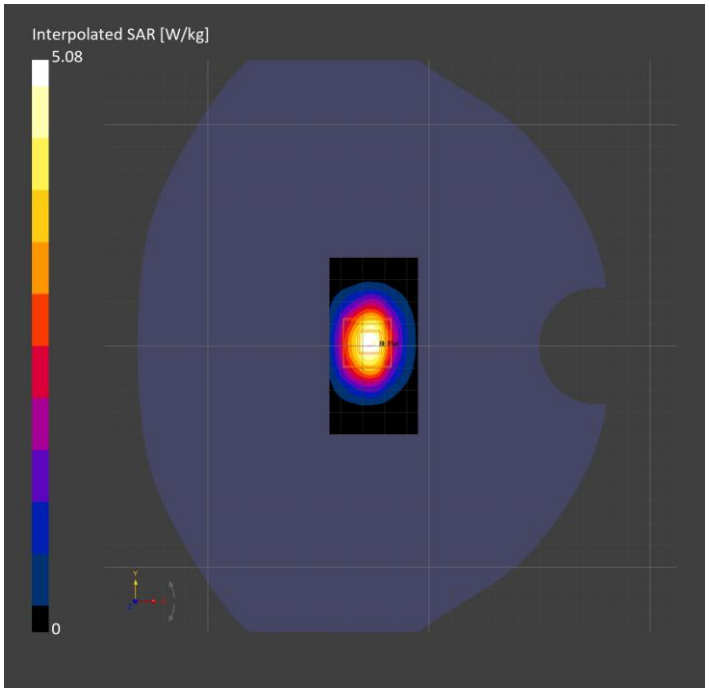

System Performance Check Report for D2450V2 - SN706

Exposure Conditions

Frequency [MHz] | Channel Number	2450.000 | 0	**TSL Permittivity**	39.2
Group | UID	CW | 0-	**TSL Conductivity [S/m]**	1.71
Conversion Factor	8.17	**Phantom Section | TSL**	Flat | Head Simulating Liquid

Hardware Setup

Probe | Calibration Date	EX3DV4 - SN7501 | 2026-04-23	**Phantom**	Twin-SAM V8.0 (30deg probe tilt)
DAE | Calibration Date	DAE4 Sn1675 | 2026-04-28	**TSL Type**	HBBL-600-10000
Software Version	17.0.4.7034		

Scans Setup

	Area Scan	**Zoom Scan**
Grid Extents [mm]	40.0 x 80.0	30.0 x 30.0 x 31.2
Grid Steps [mm]	10.0 x 10.0	5.0 x 5.0 x 1.5
Sensor Surface [mm]	3.0	1.4
Graded Grid	N/A	Yes
M2/M1 [> 30%]		83.2
Dist 3dB Peak [> Grid Steps Δx, Δy mm]		9.5

Measurement Results

	Area Scan	**Zoom Scan**
psSAR1g [W/Kg]	2.73	**2.71**
psSAR10g [W/Kg]	1.29	**1.33**
Power Drift [±0.2 dB]	N/A	-0.01

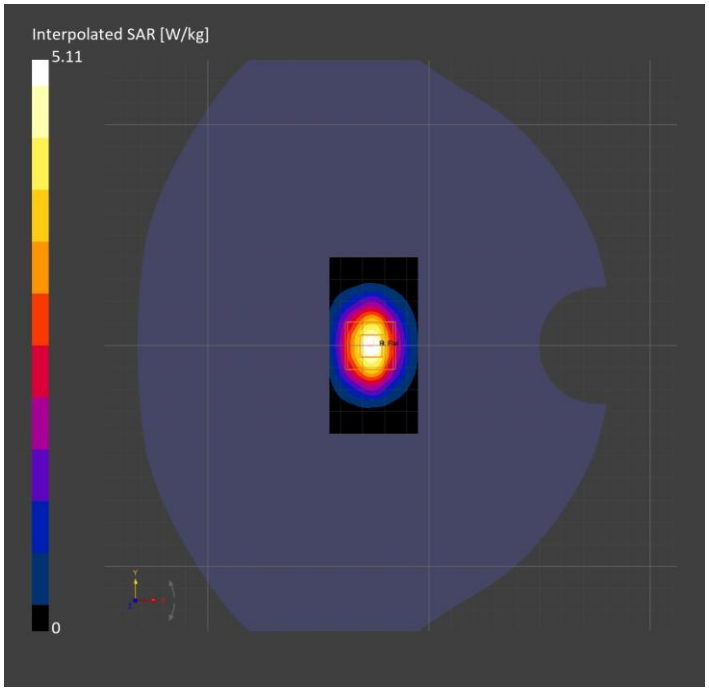

System Performance Check Report for D5GHzV2 - SN1168

Exposure Conditions

Frequency [MHz] | Channel Number	5750.000 | 0	**TSL Permittivity**	35.6
Group | UID	CW | 0-	**TSL Conductivity [S/m]**	4.95
Conversion Factor	5.34	**Phantom Section | TSL**	Flat | Head Simulating Liquid

Hardware Setup

Probe | Calibration Date	EX3DV4 - SN3772 | 2026-02-13	**Phantom**	Twin-SAM V8.0 (30deg probe tilt)
DAE | Calibration Date	DAE4ip Sn1881 | 2026-02-05	**TSL Type**	HBBL-600-10000
Software Version	17.0.4.7034		

Scans Setup

	Area Scan	**Zoom Scan**
Grid Extents [mm]	40.0 x 80.0	24.0 x 24.0 x 22.9
Grid Steps [mm]	10.0 x 10.0	4.0 x 4.0 x 1.4
Sensor Surface [mm]	3.0	1.4
Graded Grid	N/A	Yes
M2/M1 [> 30%]		58.5
Dist 3dB Peak [> Grid Steps Δx, Δy mm]		7.6

Measurement Results

	Area Scan	**Zoom Scan**
psSAR1g [W/Kg]	3.25	**3.58**
psSAR10g [W/Kg]	0.911	**1.03**
Power Drift [±0.2 dB]	N/A	-0.05

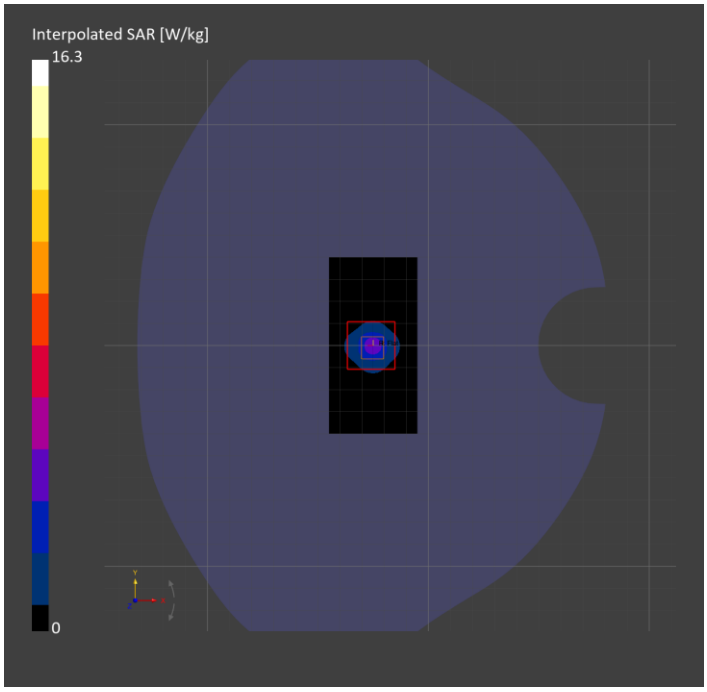

System Performance Check Report for D5GHzV2 - SN1138

Exposure Conditions

Frequency [MHz] | Channel Number	5750.000 | 0	**TSL Permittivity**	33.2
Group | UID	CW | 0-	**TSL Conductivity [S/m]**	4.88
Conversion Factor	5.34	**Phantom Section | TSL**	Flat | Head Simulating Liquid

Hardware Setup

Probe | Calibration Date	EX3DV4 - SN3772 | 2026-02-13	**Phantom**	Twin-SAM V8.0 (30deg probe tilt)
DAE | Calibration Date	DAE4ip Sn1881 | 2026-02-05	**TSL Type**	HBBL-600-10000
Software Version	17.0.4.7034		

Scans Setup

	Area Scan	**Zoom Scan**
Grid Extents [mm]	40.0 x 80.0	24.0 x 24.0 x 22.9
Grid Steps [mm]	10.0 x 10.0	4.0 x 4.0 x 1.4
Sensor Surface [mm]	3.0	1.4
Graded Grid	N/A	Yes
M2/M1 [> 30%]		60.2
Dist 3dB Peak [> Grid Steps Δx, Δy mm]		7.4

Measurement Results

	Area Scan	**Zoom Scan**
psSAR1g [W/Kg]	4.12	**4.09**
psSAR10g [W/Kg]	1.17	**1.19**
Power Drift [±0.2 dB]	N/A	-0.05

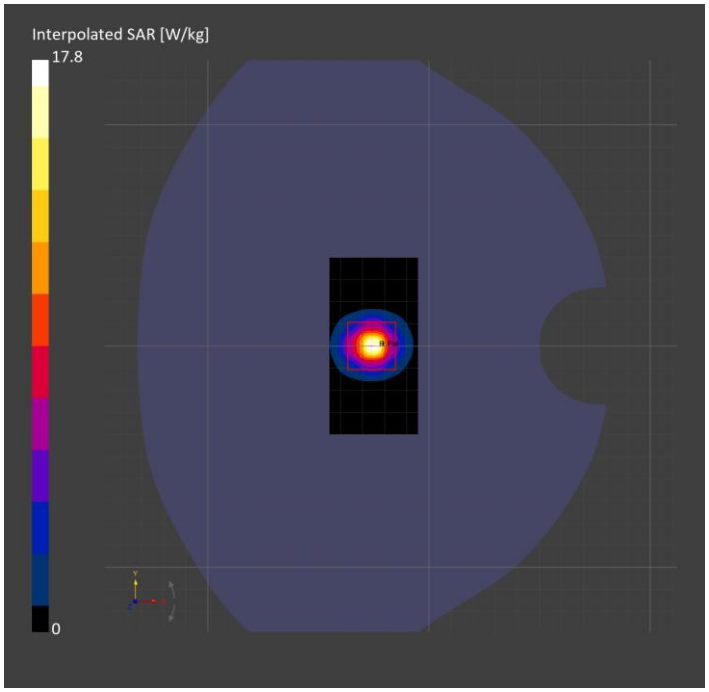

System Performance Check Report for D5GHzV2 - SN1003

Exposure Conditions

Frequency [MHz] | Channel Number	5750.000 | 0	**TSL Permittivity**	33.7
Group | UID	CW | 0-	**TSL Conductivity [S/m]**	4.90
Conversion Factor	5.34	**Phantom Section | TSL**	Flat | Head Simulating Liquid

Hardware Setup

Probe | Calibration Date	EX3DV4 - SN3772 | 2026-02-13	**Phantom**	Twin-SAM V8.0 (30deg probe tilt)
DAE | Calibration Date	DAE4ip Sn1881 | 2026-02-05	**TSL Type**	HBBL-600-10000
Software Version	17.0.4.7034		

Scans Setup

	Area Scan	**Zoom Scan**
Grid Extents [mm]	40.0 x 80.0	24.0 x 24.0 x 22.9
Grid Steps [mm]	10.0 x 10.0	4.0 x 4.0 x 1.4
Sensor Surface [mm]	3.0	1.4
Graded Grid	N/A	Yes
M2/M1 [> 30%]		60.3
Dist 3dB Peak [> Grid Steps Δx, Δy mm]		7.4

Measurement Results

	Area Scan	**Zoom Scan**
psSAR1g [W/Kg]	3.71	**3.90**
psSAR10g [W/Kg]	1.05	**1.13**
Power Drift [±0.2 dB]	N/A	0.01

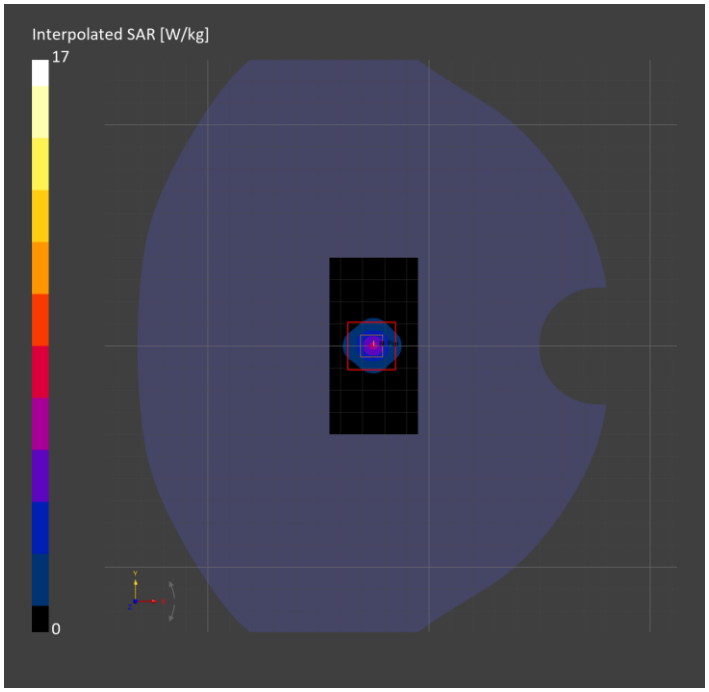

System Performance Check Report for D5GHzV2 - SN1138

Exposure Conditions

Frequency [MHz] | Channel Number	5750.000 | 0	**TSL Permittivity**	35.5
Group | UID	CW | 0-	**TSL Conductivity [S/m]**	4.72
Conversion Factor	5.11	**Phantom Section | TSL**	Flat | Head Simulating Liquid

Hardware Setup

Probe | Calibration Date	EX3DV4 - SN3991 | 2025-10-16	**Phantom**	Twin-SAM V8.0 (30deg probe tilt)
DAE | Calibration Date	DAE4 Sn1258 | 2026-03-05	**TSL Type**	HBBL-600-10000
Software Version	17.0.4.7034		

Scans Setup

	Area Scan	**Zoom Scan**
Grid Extents [mm]	40.0 x 80.0	32.0 x 32.0 x 22.9
Grid Steps [mm]	10.0 x 10.0	4.0 x 4.0 x 1.4
Sensor Surface [mm]	3.0	1.4
Graded Grid	N/A	Yes
M2/M1 [> 30%]		58.1
Dist 3dB Peak [> Grid Steps Δx, Δy mm]		7.2

Measurement Results

	Area Scan	**Zoom Scan**
psSAR1g [W/Kg]	3.01	**3.47**
psSAR10g [W/Kg]	0.851	**0.993**
Power Drift [±0.2 dB]	N/A	-0.05

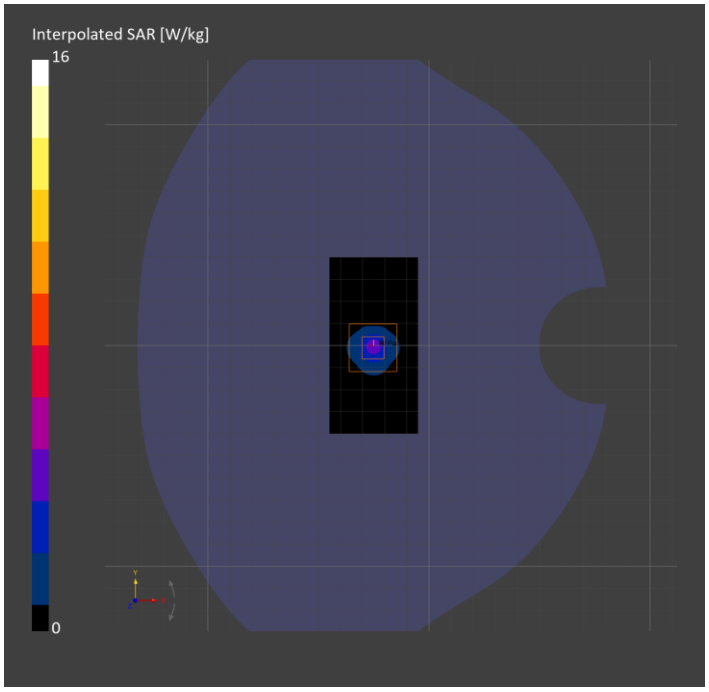

System Performance Check Report for D5GHzV2 - SN1168

Exposure Conditions

Frequency [MHz] | Channel Number	5750.000 | 0	**TSL Permittivity**	35.2
Group | UID	CW | 0-	**TSL Conductivity [S/m]**	4.87
Conversion Factor	5.11	**Phantom Section | TSL**	Flat | Head Simulating Liquid

Hardware Setup

Probe | Calibration Date	EX3DV4 - SN3991 | 2025-10-16	**Phantom**	Twin-SAM V8.0 (30deg probe tilt)
DAE | Calibration Date	DAE4 Sn1258 | 2026-03-05	**TSL Type**	HBBL-600-10000
Software Version	17.0.4.7034		

Scans Setup

	Area Scan	**Zoom Scan**
Grid Extents [mm]	40.0 x 80.0	24.0 x 24.0 x 22.9
Grid Steps [mm]	10.0 x 10.0	4.0 x 4.0 x 1.4
Sensor Surface [mm]	3.0	1.4
Graded Grid	N/A	Yes
M2/M1 [> 30%]		62.6
Dist 3dB Peak [> Grid Steps Δx, Δy mm]		7.6

Measurement Results

	Area Scan	**Zoom Scan**
psSAR1g [W/Kg]	3.86	**4.21**
psSAR10g [W/Kg]	1.14	**1.21**
Power Drift [±0.2 dB]	N/A	0.02

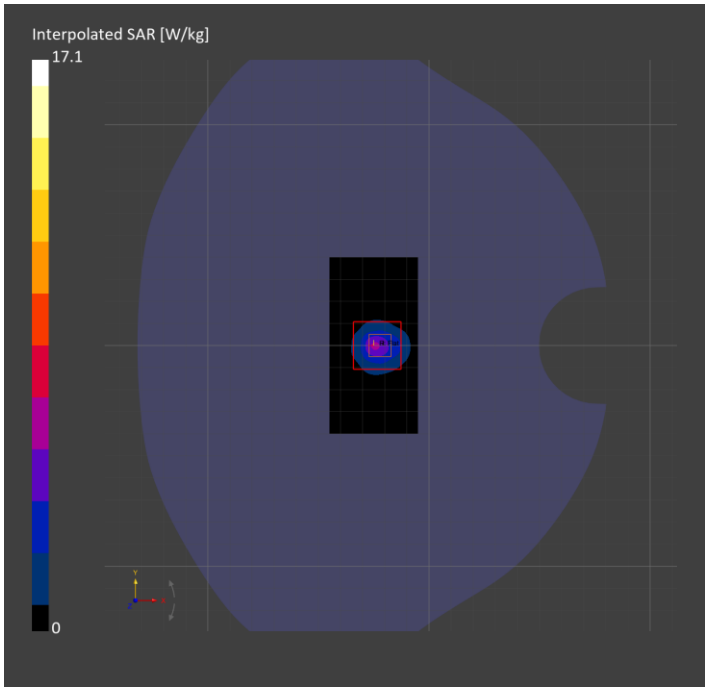

System Performance Check Report for D1750V2 - SN1053

Exposure Conditions

Frequency [MHz] | Channel Number	1750.000 | 0	**TSL Permittivity**	38.3
Group | UID	CW | 0-	**TSL Conductivity [S/m]**	1.26
Conversion Factor	8.48	**Phantom Section | TSL**	Flat | Head Simulating Liquid

Hardware Setup

Probe | Calibration Date	EX3DV4 - SN7626 | 2026-05-05	**Phantom**	Twin-SAM V8.0 (30deg probe tilt)
DAE | Calibration Date	DAE4 Sn1799 | 2026-04-27	**TSL Type**	HBBL-600-10000
Software Version	17.0.4.7034		

Scans Setup

	Area Scan	**Zoom Scan**
Grid Extents [mm]	40.0 x 90.0	30.0 x 30.0 x 31.2
Grid Steps [mm]	10.0 x 15.0	6.0 x 6.0 x 1.5
Sensor Surface [mm]	3.0	1.4
Graded Grid	N/A	Yes
M2/M1 [> 30%]		82.8
Dist 3dB Peak [> Grid Steps Δx, Δy mm]		10.8

Measurement Results

	Area Scan	**Zoom Scan**
psSAR1g [W/Kg]	1.73	**1.75**
psSAR10g [W/Kg]	0.928	**0.948**
Power Drift [±0.2 dB]	N/A	-0.02

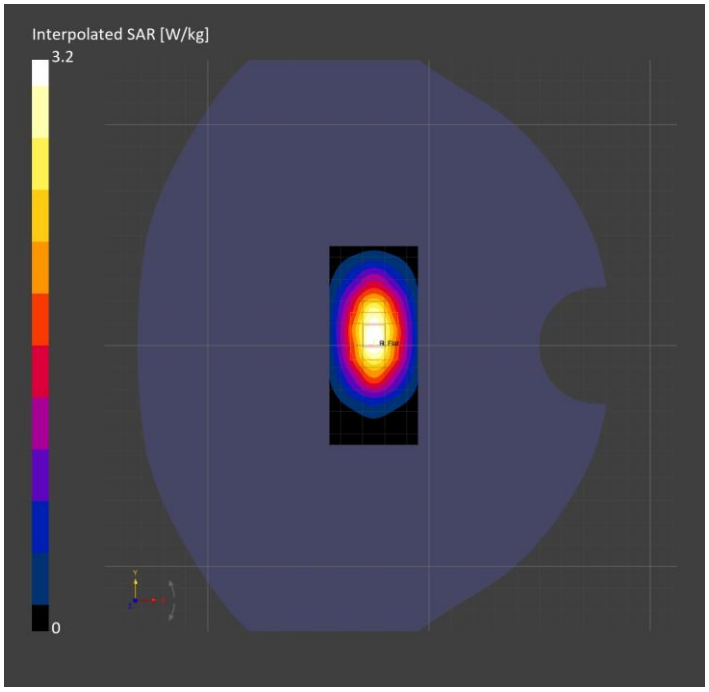

System Performance Check Report for D1900V2 - SN5d140

Exposure Conditions

Frequency [MHz] | Channel Number	1900.000 | 0	**TSL Permittivity**	38.1
Group | UID	CW | 0-	**TSL Conductivity [S/m]**	1.34
Conversion Factor	8.35	**Phantom Section | TSL**	Flat | Head Simulating Liquid

Hardware Setup

Probe | Calibration Date	EX3DV4 - SN7626 | 2026-05-05	**Phantom**	Twin-SAM V8.0 (30deg probe tilt)
DAE | Calibration Date	DAE4 Sn1799 | 2026-04-27	**TSL Type**	HBBL-600-10000
Software Version	17.0.4.7034		

Scans Setup

	Area Scan	**Zoom Scan**
Grid Extents [mm]	40.0 x 90.0	30.0 x 30.0 x 31.2
Grid Steps [mm]	10.0 x 15.0	6.0 x 6.0 x 1.5
Sensor Surface [mm]	3.0	1.4
Graded Grid	N/A	Yes
M2/M1 [> 30%]		83.7
Dist 3dB Peak [> Grid Steps Δx, Δy mm]		9.6

Measurement Results

	Area Scan	**Zoom Scan**
psSAR1g [W/Kg]	1.90	**1.90**
psSAR10g [W/Kg]	0.987	**1.00**
Power Drift [±0.2 dB]	N/A	-0.01

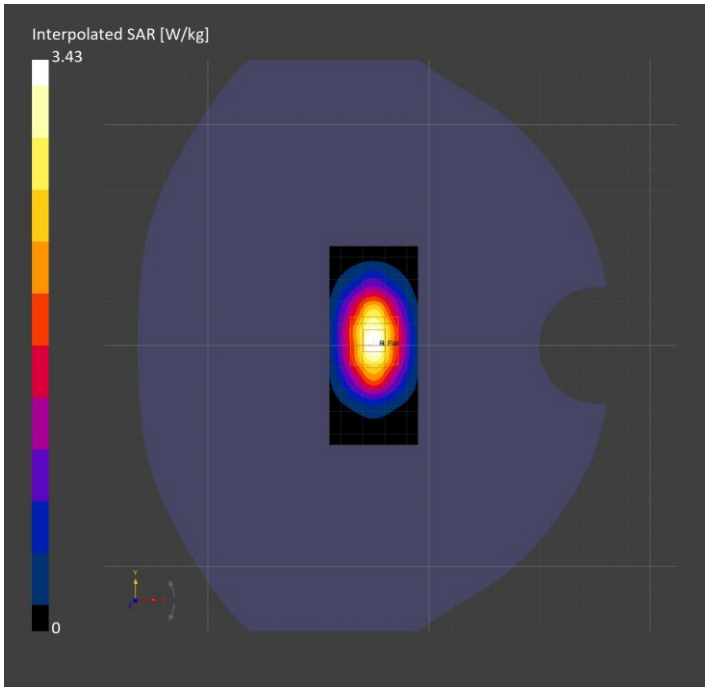

System Performance Check Report for D1900V2 - SN5d260

Exposure Conditions

Frequency [MHz] | Channel Number	1900.000 | 0	**TSL Permittivity**	40.9
Group | UID	CW | 0-	**TSL Conductivity [S/m]**	1.35
Conversion Factor	8.35	**Phantom Section | TSL**	Flat | Head Simulating Liquid

Hardware Setup

Probe | Calibration Date	EX3DV4 - SN7626 | 2026-05-05	**Phantom**	Twin-SAM V8.0 (30deg probe tilt)
DAE | Calibration Date	DAE4 Sn1799 | 2026-04-27	**TSL Type**	HBBL-600-10000
Software Version	17.0.4.7034		

Scans Setup

	Area Scan	**Zoom Scan**
Grid Extents [mm]	40.0 x 90.0	30.0 x 30.0 x 31.2
Grid Steps [mm]	10.0 x 15.0	6.0 x 6.0 x 1.5
Sensor Surface [mm]	3.0	1.4
Graded Grid	N/A	Yes
M2/M1 [> 30%]		84.5
Dist 3dB Peak [> Grid Steps Δx, Δy mm]		9.6

Measurement Results

	Area Scan	**Zoom Scan**
psSAR1g [W/Kg]	1.95	**1.93**
psSAR10g [W/Kg]	1.01	**1.03**
Power Drift [±0.2 dB]	N/A	0.01

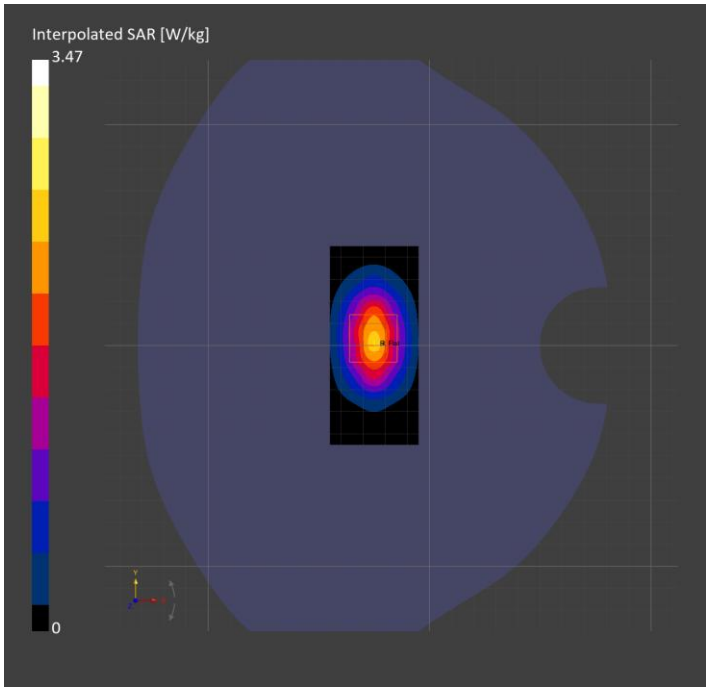

System Performance Check Report for D1750V2 - SN1050

Exposure Conditions

Frequency [MHz] | Channel Number	1750.000 | 0	**TSL Permittivity**	40.2
Group | UID	CW | 0-	**TSL Conductivity [S/m]**	1.27
Conversion Factor	8.48	**Phantom Section | TSL**	Flat | Head Simulating Liquid

Hardware Setup

Probe | Calibration Date	EX3DV4 - SN7626 | 2026-05-05	**Phantom**	Twin-SAM V8.0 (30deg probe tilt)
DAE | Calibration Date	DAE4 Sn1799 | 2026-04-27	**TSL Type**	HBBL-600-10000
Software Version	17.0.4.7034		

Scans Setup

	Area Scan	**Zoom Scan**
Grid Extents [mm]	40.0 x 90.0	30.0 x 30.0 x 31.2
Grid Steps [mm]	10.0 x 15.0	6.0 x 6.0 x 1.5
Sensor Surface [mm]	3.0	1.4
Graded Grid	N/A	Yes
M2/M1 [> 30%]		84.8
Dist 3dB Peak [> Grid Steps Δx, Δy mm]		10.8

Measurement Results

	Area Scan	**Zoom Scan**
psSAR1g [W/Kg]	1.76	**1.75**
psSAR10g [W/Kg]	0.945	**0.956**
Power Drift [±0.2 dB]	N/A	0.02

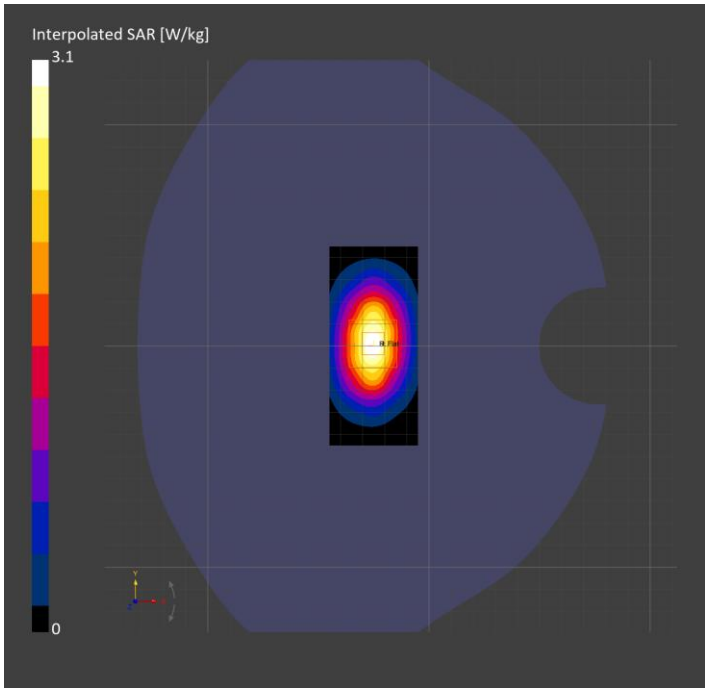

System Performance Check Report for D1640V2 - SN360

Exposure Conditions

Frequency [MHz] | Channel Number	1640.000 | 0	**TSL Permittivity**	41.7
Group | UID	CW | 0-	**TSL Conductivity [S/m]**	1.20
Conversion Factor	7.81	**Phantom Section | TSL**	Flat | Head Simulating Liquid

Hardware Setup

Probe | Calibration Date	EX3DV4 - SN7807 | 2026-05-06	**Phantom**	Twin-SAM V8.0 (30deg probe tilt)
DAE | Calibration Date	DAE4 Sn1257 | 2025-09-09	**TSL Type**	HBBL-600-10000
Software Version	17.0.4.7034		

Scans Setup

	Area Scan	**Zoom Scan**
Grid Extents [mm]	40.0 x 90.0	30.0 x 30.0 x 31.2
Grid Steps [mm]	10.0 x 15.0	6.0 x 6.0 x 1.5
Sensor Surface [mm]	3.0	1.4
Graded Grid	N/A	Yes
M2/M1 [> 30%]		85.7
Dist 3dB Peak [> Grid Steps Δx, Δy mm]		9.6

Measurement Results

	Area Scan	**Zoom Scan**
psSAR1g [W/Kg]	1.58	**1.56**
psSAR10g [W/Kg]	0.873	**0.869**
Power Drift [±0.2 dB]	N/A	-0.02

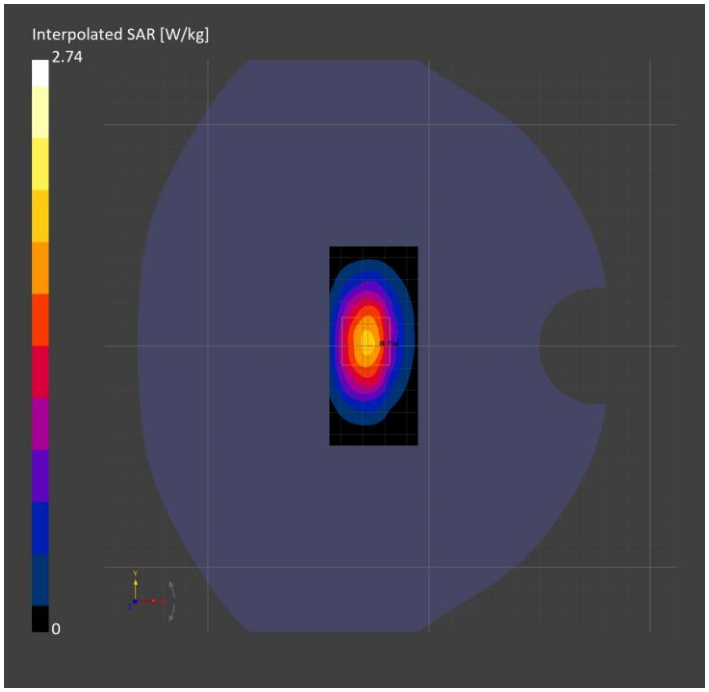

System Performance Check Report for D1750V2 - SN1220

Exposure Conditions

Frequency [MHz] | Channel Number	1750.000 | 0	**TSL Permittivity**	41.7
Group | UID	CW | 0-	**TSL Conductivity [S/m]**	1.26
Conversion Factor	7.73	**Phantom Section | TSL**	Flat | Head Simulating Liquid

Hardware Setup

Probe | Calibration Date	EX3DV4 - SN7807 | 2026-05-06	**Phantom**	Twin-SAM V8.0 (30deg probe tilt)
DAE | Calibration Date	DAE4 Sn1257 | 2025-09-09	**TSL Type**	HBBL-600-10000
Software Version	17.0.4.7034		

Scans Setup

	Area Scan	**Zoom Scan**
Grid Extents [mm]	40.0 x 90.0	30.0 x 30.0 x 31.2
Grid Steps [mm]	10.0 x 15.0	6.0 x 6.0 x 1.5
Sensor Surface [mm]	3.0	1.4
Graded Grid	N/A	Yes
M2/M1 [> 30%]		85.1
Dist 3dB Peak [> Grid Steps Δx, Δy mm]		9.6

Measurement Results

	Area Scan	**Zoom Scan**
psSAR1g [W/Kg]	1.69	**1.68**
psSAR10g [W/Kg]	0.900	**0.916**
Power Drift [±0.2 dB]	N/A	0.01

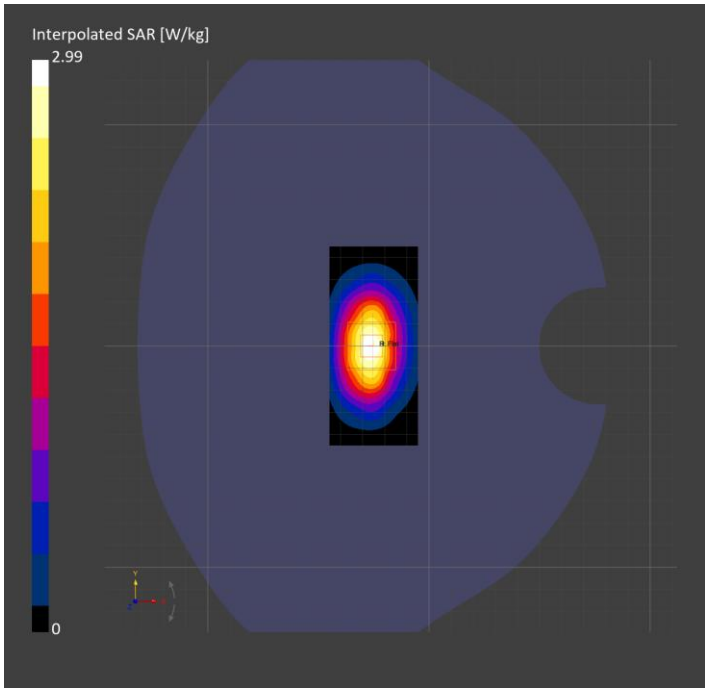

System Performance Check Report for D1900V2 - SN5d140

Exposure Conditions

Frequency [MHz] | Channel Number	1900.000 | 0	**TSL Permittivity**	41.5
Group | UID	CW | 0-	**TSL Conductivity [S/m]**	1.34
Conversion Factor	7.63	**Phantom Section | TSL**	Flat | Head Simulating Liquid

Hardware Setup

Probe | Calibration Date	EX3DV4 - SN7807 | 2026-05-06	**Phantom**	Twin-SAM V8.0 (30deg probe tilt)
DAE | Calibration Date	DAE4 Sn1257 | 2025-09-09	**TSL Type**	HBBL-600-10000
Software Version	17.0.4.7034		

Scans Setup

	Area Scan	**Zoom Scan**
Grid Extents [mm]	40.0 x 90.0	30.0 x 30.0 x 31.2
Grid Steps [mm]	10.0 x 15.0	6.0 x 6.0 x 1.5
Sensor Surface [mm]	3.0	1.4
Graded Grid	N/A	Yes
M2/M1 [> 30%]		84.5
Dist 3dB Peak [> Grid Steps Δx, Δy mm]		9.6

Measurement Results

	Area Scan	**Zoom Scan**
psSAR1g [W/Kg]	1.91	**1.87**
psSAR10g [W/Kg]	1.01	**1.00**
Power Drift [±0.2 dB]	N/A	-0.01

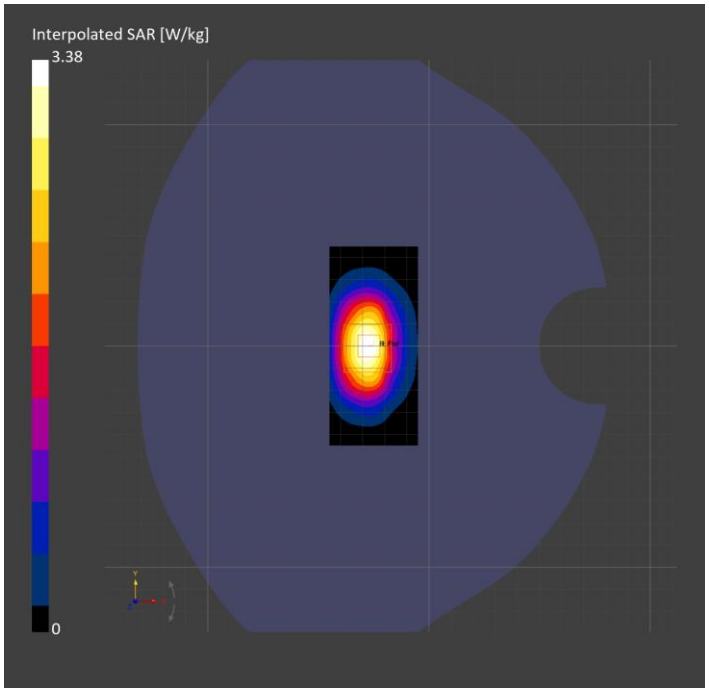

System Performance Check Report for D1900V2 - SN5d163

Exposure Conditions

Frequency [MHz] | Channel Number	1900.000 | 0	**TSL Permittivity**	42.7
Group | UID	CW | 0-	**TSL Conductivity [S/m]**	1.37
Conversion Factor	7.63	**Phantom Section | TSL**	Flat | Head Simulating Liquid

Hardware Setup

Probe | Calibration Date	EX3DV4 - SN7807 | 2026-05-06	**Phantom**	Twin-SAM V8.0 (30deg probe tilt)
DAE | Calibration Date	DAE4 Sn1257 | 2025-09-09	**TSL Type**	HBBL-600-10000
Software Version	17.0.4.7034		

Scans Setup

	Area Scan	**Zoom Scan**
Grid Extents [mm]	40.0 x 90.0	30.0 x 30.0 x 31.2
Grid Steps [mm]	10.0 x 15.0	6.0 x 6.0 x 1.5
Sensor Surface [mm]	3.0	1.4
Graded Grid	N/A	Yes
M2/M1 [> 30%]		85.7
Dist 3dB Peak [> Grid Steps Δx, Δy mm]		9.2

Measurement Results

	Area Scan	**Zoom Scan**
psSAR1g [W/Kg]	1.87	**1.88**
psSAR10g [W/Kg]	0.985	**1.00**
Power Drift [±0.2 dB]	N/A	-0.09

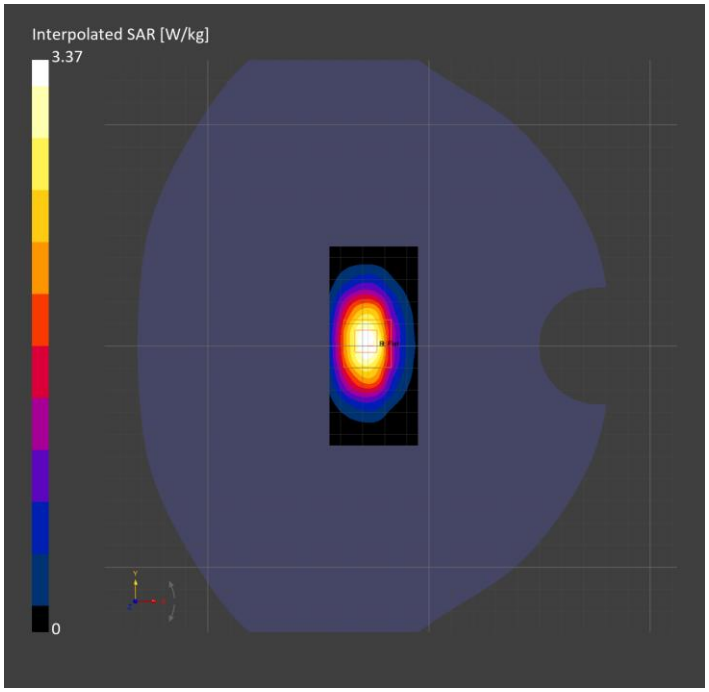

System Performance Check Report for D1750V2 - SN1050

Exposure Conditions

Frequency [MHz] | Channel Number	1750.000 | 0	**TSL Permittivity**	43.1
Group | UID	CW | 0-	**TSL Conductivity [S/m]**	1.28
Conversion Factor	7.73	**Phantom Section | TSL**	Flat | Head Simulating Liquid

Hardware Setup

Probe | Calibration Date	EX3DV4 - SN7807 | 2026-05-06	**Phantom**	Twin-SAM V8.0 (30deg probe tilt)
DAE | Calibration Date	DAE4 Sn1257 | 2025-09-09	**TSL Type**	HBBL-600-10000
Software Version	17.0.4.7034		

Scans Setup

	Area Scan	**Zoom Scan**
Grid Extents [mm]	40.0 x 90.0	30.0 x 30.0 x 31.2
Grid Steps [mm]	10.0 x 15.0	6.0 x 6.0 x 1.5
Sensor Surface [mm]	3.0	1.4
Graded Grid	N/A	Yes
M2/M1 [> 30%]		85.0
Dist 3dB Peak [> Grid Steps Δx, Δy mm]		9.6

Measurement Results

	Area Scan	**Zoom Scan**
psSAR1g [W/Kg]	1.73	**1.72**
psSAR10g [W/Kg]	0.935	**0.938**
Power Drift [±0.2 dB]	N/A	0.01

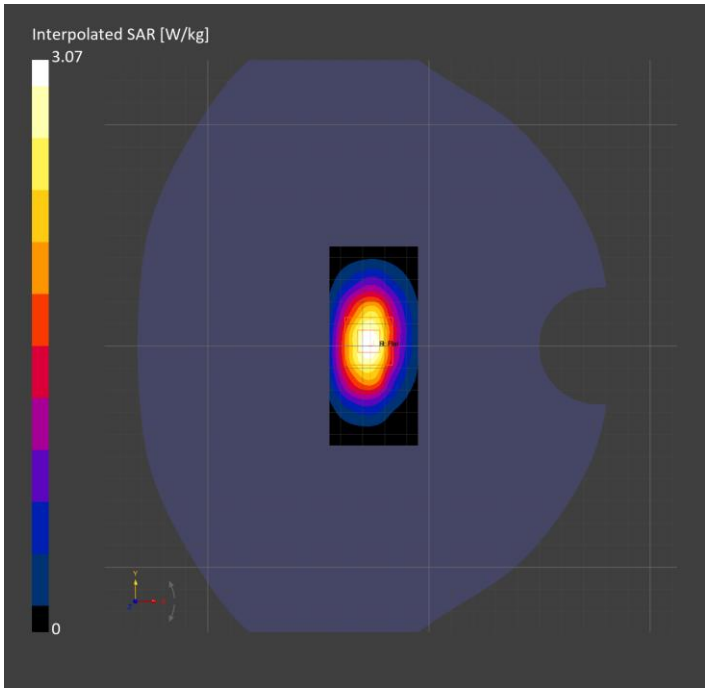

System Performance Check Report for D1750V2 - SN1053

Exposure Conditions

Frequency [MHz] | Channel Number	1750.000 | 0	**TSL Permittivity**	40.0
Group | UID	CW | 0-	**TSL Conductivity [S/m]**	1.28
Conversion Factor	8.36	**Phantom Section | TSL**	Flat | Head Simulating Liquid

Hardware Setup

Probe | Calibration Date	EX3DV4 - SN7356 | 2026-03-11	**Phantom**	Twin-SAM V8.0 (30deg probe tilt)
DAE | Calibration Date	DAE4ip Sn1938 | 2026-02-18	**TSL Type**	DAK 3.5 Head 21.41 deg.C 2026-Jun-16 10_08_53
Software Version	17.0.4.7034		

Scans Setup

	Area Scan	**Zoom Scan**
Grid Extents [mm]	40.0 x 90.0	30.0 x 30.0 x 31.2
Grid Steps [mm]	10.0 x 15.0	6.0 x 6.0 x 1.5
Sensor Surface [mm]	3.0	1.4
Graded Grid	N/A	Yes
M2/M1 [> 30%]		84.0
Dist 3dB Peak [> Grid Steps Δx, Δy mm]		10.8

Measurement Results

	Area Scan	**Zoom Scan**
psSAR1g [W/Kg]	1.73	**1.73**
psSAR10g [W/Kg]	0.929	**0.935**
Power Drift [±0.2 dB]	N/A	0.01

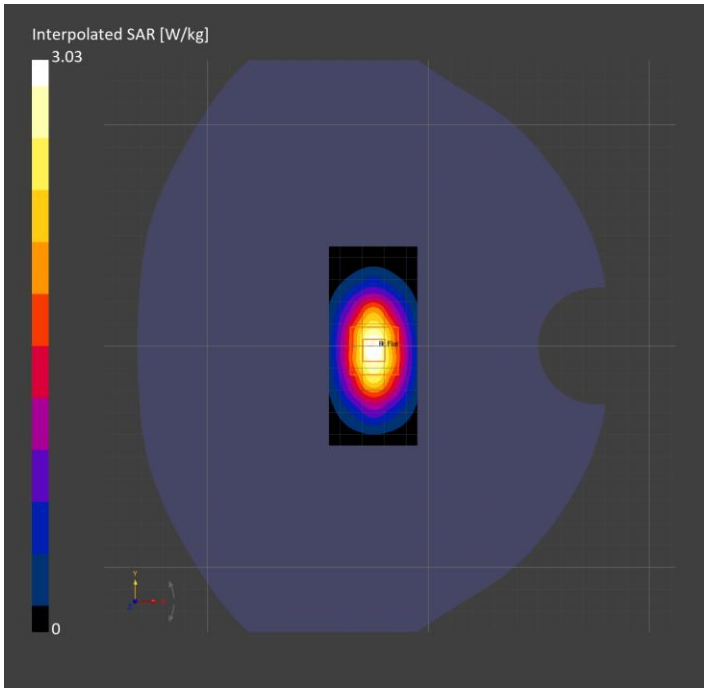

System Performance Check Report for D1640V2 - SN324

Exposure Conditions

Frequency [MHz] | Channel Number	1640.000 | 0	**TSL Permittivity**	42.2
Group | UID	CW | 0-	**TSL Conductivity [S/m]**	1.23
Conversion Factor	8.47	**Phantom Section | TSL**	Flat | Head Simulating Liquid

Hardware Setup

Probe | Calibration Date	EX3DV4 - SN7356 | 2026-03-11	**Phantom**	Twin-SAM V8.0 (30deg probe tilt)
DAE | Calibration Date	DAE4ip Sn1938 | 2026-02-18	**TSL Type**	DAK 3.5 22.82 deg.C 2026-Jun-23 15_45_18
Software Version	17.0.4.7034		

Scans Setup

	Area Scan	**Zoom Scan**
Grid Extents [mm]	40.0 x 90.0	30.0 x 30.0 x 31.2
Grid Steps [mm]	10.0 x 15.0	6.0 x 6.0 x 1.5
Sensor Surface [mm]	3.0	1.4
Graded Grid	N/A	Yes
M2/M1 [> 30%]		85.3
Dist 3dB Peak [> Grid Steps Δx, Δy mm]		10.8

Measurement Results

	Area Scan	**Zoom Scan**
psSAR1g [W/Kg]	1.55	**1.56**
psSAR10g [W/Kg]	0.856	**0.864**
Power Drift [±0.2 dB]	N/A	-0.01

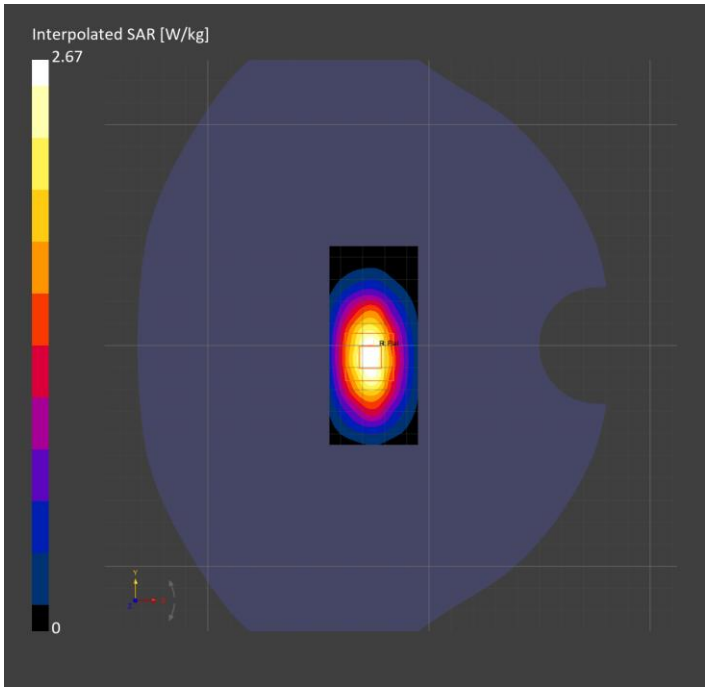

System Performance Check Report for D1640V2 - SN360

Exposure Conditions

Frequency [MHz] | Channel Number	1640.000 | 0	**TSL Permittivity**	39.2
Group | UID	CW | 0-	**TSL Conductivity [S/m]**	1.23
Conversion Factor	8.47	**Phantom Section | TSL**	Flat | Head Simulating Liquid

Hardware Setup

Probe | Calibration Date	EX3DV4 - SN7356 | 2026-03-11	**Phantom**	Twin-SAM V8.0 (30deg probe tilt)
DAE | Calibration Date	DAE4ip Sn1938 | 2026-02-18	**TSL Type**	HBBL-600-10000
Software Version	17.0.4.7034		

Scans Setup

	Area Scan	**Zoom Scan**
Grid Extents [mm]	40.0 x 90.0	30.0 x 30.0 x 31.2
Grid Steps [mm]	10.0 x 15.0	6.0 x 6.0 x 1.5
Sensor Surface [mm]	3.0	1.4
Graded Grid	N/A	Yes
M2/M1 [> 30%]		85.4
Dist 3dB Peak [> Grid Steps Δx, Δy mm]		10.9

Measurement Results

	Area Scan	**Zoom Scan**
psSAR1g [W/Kg]	1.64	**1.62**
psSAR10g [W/Kg]	0.904	**0.899**
Power Drift [±0.2 dB]	N/A	-0.03

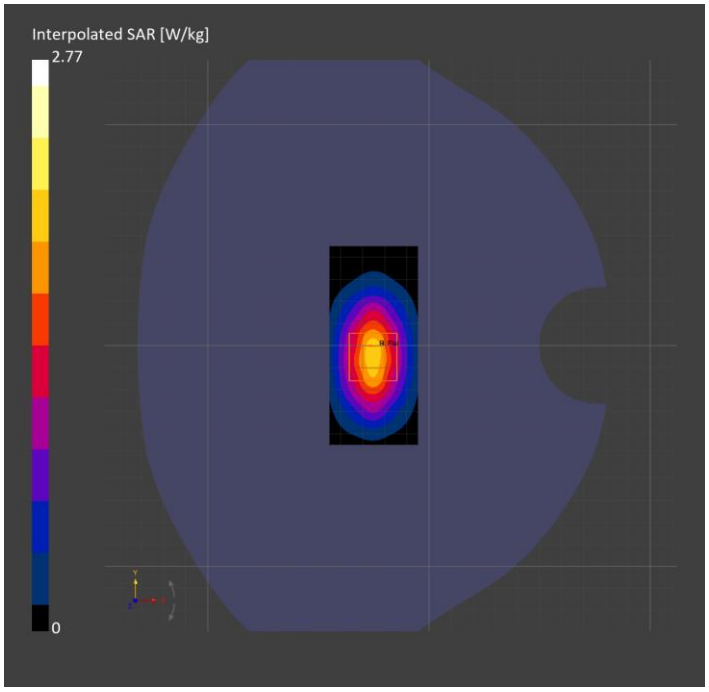

System Performance Check Report for D1750V2 - SN1220

Exposure Conditions

Frequency [MHz] | Channel Number	1750.000 | 0	**TSL Permittivity**	39.1
Group | UID	CW | 0-	**TSL Conductivity [S/m]**	1.29
Conversion Factor	8.36	**Phantom Section | TSL**	Flat | Head Simulating Liquid

Hardware Setup

Probe | Calibration Date	EX3DV4 - SN7356 | 2026-03-11	**Phantom**	Twin-SAM V8.0 (30deg probe tilt)
DAE | Calibration Date	DAE4ip Sn1938 | 2026-02-18	**TSL Type**	HBBL-600-10000
Software Version	17.0.4.7034		

Scans Setup

	Area Scan	**Zoom Scan**
Grid Extents [mm]	40.0 x 90.0	30.0 x 30.0 x 31.2
Grid Steps [mm]	10.0 x 15.0	6.0 x 6.0 x 1.5
Sensor Surface [mm]	3.0	1.4
Graded Grid	N/A	Yes
M2/M1 [> 30%]		85.0
Dist 3dB Peak [> Grid Steps Δx, Δy mm]		10.8

Measurement Results

	Area Scan	**Zoom Scan**
psSAR1g [W/Kg]	1.76	**1.76**
psSAR10g [W/Kg]	0.950	**0.957**
Power Drift [±0.2 dB]	N/A	0.01

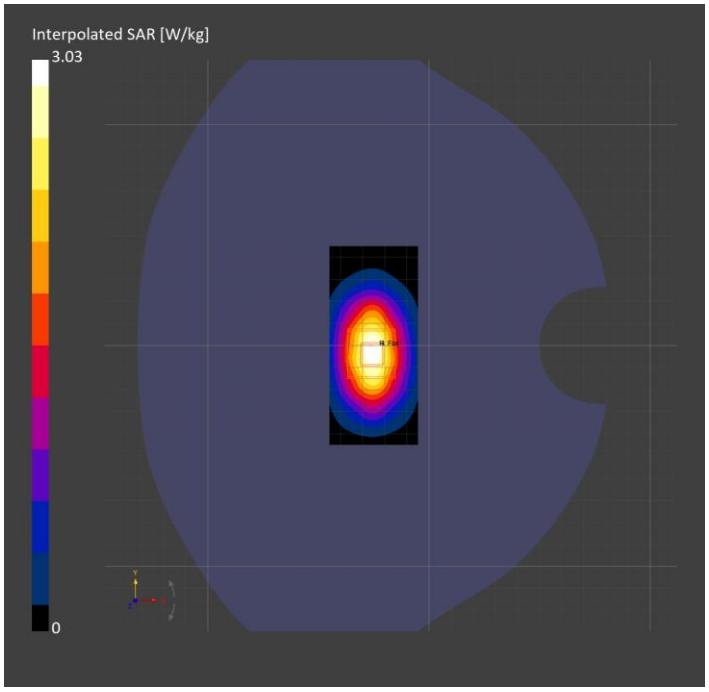

System Performance Check Report for D750V3 - SN1024

Exposure Conditions

Frequency [MHz] | Channel Number	750.000 | 0	**TSL Permittivity**	39.5
Group | UID	CW | 0-	**TSL Conductivity [S/m]**	0.862
Conversion Factor	10.19	**Phantom Section | TSL**	Flat | Head Simulating Liquid

Hardware Setup

Probe | Calibration Date	EX3DV4 - SN7356 | 2026-03-11	**Phantom**	Twin-SAM V8.0 (30deg probe tilt)
DAE | Calibration Date	DAE4ip Sn1938 | 2026-02-18	**TSL Type**	DAK 3.5 Head 23.24 deg.C 2026-Jul-10 09_33_19
Software Version	17.0.4.7034		

Scans Setup

	Area Scan	**Zoom Scan**
Grid Extents [mm]	40.0 x 90.0	30.0 x 30.0 x 31.2
Grid Steps [mm]	10.0 x 15.0	6.0 x 6.0 x 1.5
Sensor Surface [mm]	3.0	1.4
Graded Grid	N/A	Yes
M2/M1 [> 30%]		87.1
Dist 3dB Peak [> Grid Steps Δx, Δy mm]		24.0

Measurement Results

	Area Scan	**Zoom Scan**
psSAR1g [W/Kg]	0.393	**0.398**
psSAR10g [W/Kg]	0.264	**0.268**
Power Drift [±0.2 dB]	N/A	-0.13

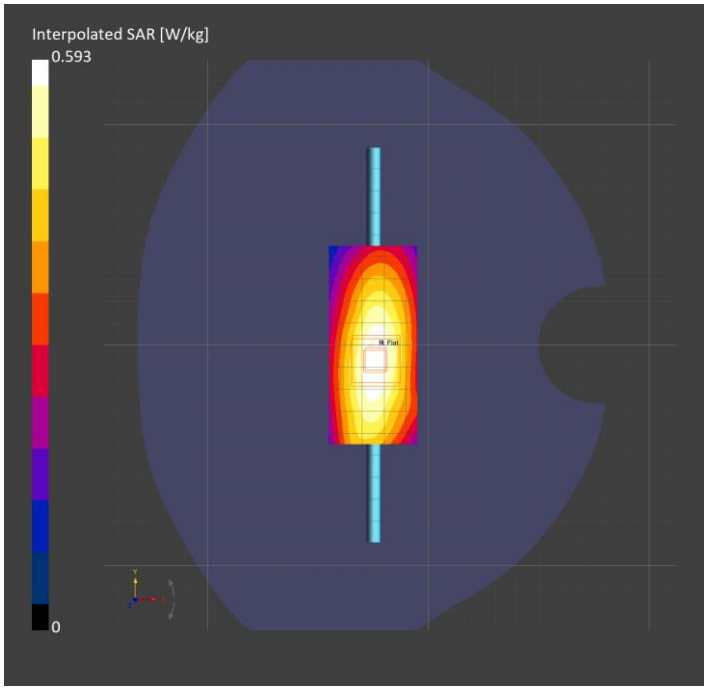

System Performance Check Report for D835V2 - SN4d117

Exposure Conditions

Frequency [MHz] | Channel Number	835.000 | 0	**TSL Permittivity**	39.2
Group | UID	CW | 0-	**TSL Conductivity [S/m]**	0.899
Conversion Factor	9.57	**Phantom Section | TSL**	Flat | Head Simulating Liquid

Hardware Setup

Probe | Calibration Date	EX3DV4 - SN7356 | 2026-03-11	**Phantom**	Twin-SAM V8.0 (30deg probe tilt)
DAE | Calibration Date	DAE4ip Sn1938 | 2026-02-18	**TSL Type**	DAK 3.5 Head 23.24 deg.C 2026-Jul-10 09_33_19
Software Version	17.0.4.7034		

Scans Setup

	Area Scan	**Zoom Scan**
Grid Extents [mm]	40.0 x 90.0	30.0 x 30.0 x 31.2
Grid Steps [mm]	10.0 x 15.0	6.0 x 6.0 x 1.5
Sensor Surface [mm]	3.0	1.4
Graded Grid	N/A	Yes
M2/M1 [> 30%]		87.8
Dist 3dB Peak [> Grid Steps Δx, Δy mm]		> 15.0

Measurement Results

	Area Scan	**Zoom Scan**
psSAR1g [W/Kg]	0.509	**0.511**
psSAR10g [W/Kg]	0.335	**0.340**
Power Drift [±0.2 dB]	N/A	-0.03

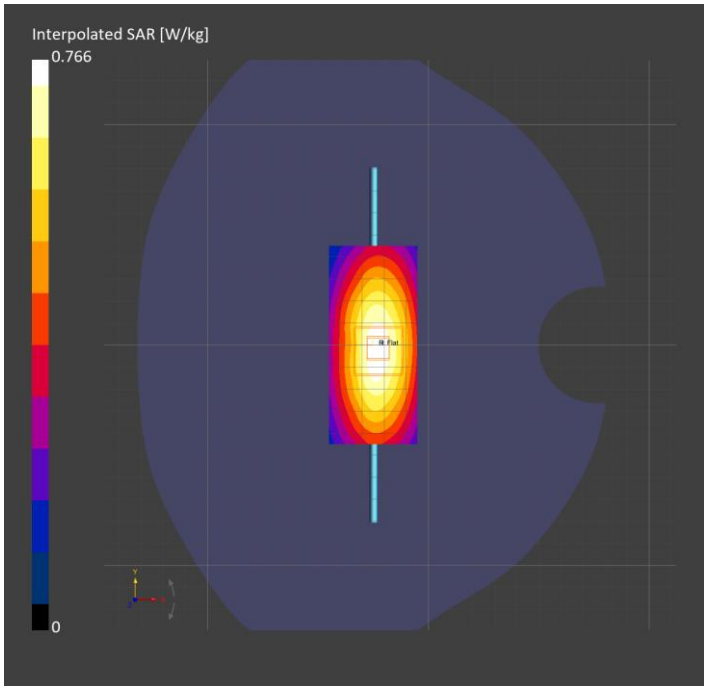

System Performance Check Report for D1900V2 - SN5d163

Exposure Conditions

Frequency [MHz] | Channel Number	1900.000 | 0	**TSL Permittivity**	36.8
Group | UID	CW | 0-	**TSL Conductivity [S/m]**	1.50
Conversion Factor	8.05	**Phantom Section | TSL**	Flat | Head Simulating Liquid

Hardware Setup

Probe | Calibration Date	EX3DV4 - SN7356 | 2026-03-11	**Phantom**	Twin-SAM V8.0 (30deg probe tilt)
DAE | Calibration Date	DAE4ip Sn1938 | 2026-02-18	**TSL Type**	DAK 3.5 Head 23.24 deg.C 2026-Jul-10 09_33_19
Software Version	17.0.4.7034		

Scans Setup

	Area Scan	**Zoom Scan**
Grid Extents [mm]	40.0 x 90.0	30.0 x 30.0 x 31.2
Grid Steps [mm]	10.0 x 15.0	6.0 x 6.0 x 1.5
Sensor Surface [mm]	3.0	1.4
Graded Grid	N/A	Yes
M2/M1 [> 30%]		84.0
Dist 3dB Peak [> Grid Steps Δx, Δy mm]		9.9

Measurement Results

	Area Scan	**Zoom Scan**
psSAR1g [W/Kg]	2.00	**2.09**
psSAR10g [W/Kg]	1.04	**1.11**
Power Drift [±0.2 dB]	N/A	-0.18

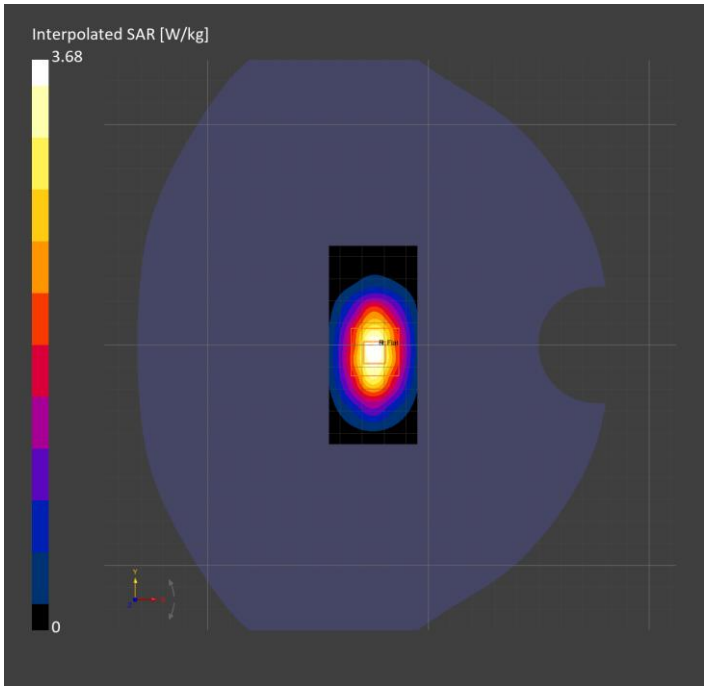

System Performance Check Report for D1750V2 - SN1050

Exposure Conditions

Frequency [MHz] | Channel Number	1750.000 | 0	**TSL Permittivity**	38.6
Group | UID	CW | 0-	**TSL Conductivity [S/m]**	1.29
Conversion Factor	8.36	**Phantom Section | TSL**	Flat | Head Simulating Liquid

Hardware Setup

Probe | Calibration Date	EX3DV4 - SN7356 | 2026-03-11	**Phantom**	Twin-SAM V8.0 (30deg probe tilt)
DAE | Calibration Date	DAE4ip Sn1938 | 2026-02-18	**TSL Type**	DAK 3.5 23.35 deg.C 2026-Jul-14 09_34_29
Software Version	17.0.4.7034		

Scans Setup

	Area Scan	**Zoom Scan**
Grid Extents [mm]	40.0 x 90.0	30.0 x 30.0 x 31.2
Grid Steps [mm]	10.0 x 15.0	6.0 x 6.0 x 1.5
Sensor Surface [mm]	3.0	1.4
Graded Grid	N/A	Yes
M2/M1 [> 30%]		84.9
Dist 3dB Peak [> Grid Steps Δx, Δy mm]		10.8

Measurement Results

	Area Scan	**Zoom Scan**
psSAR1g [W/Kg]	1.84	**1.82**
psSAR10g [W/Kg]	0.994	**0.994**
Power Drift [±0.2 dB]	N/A	-0.06

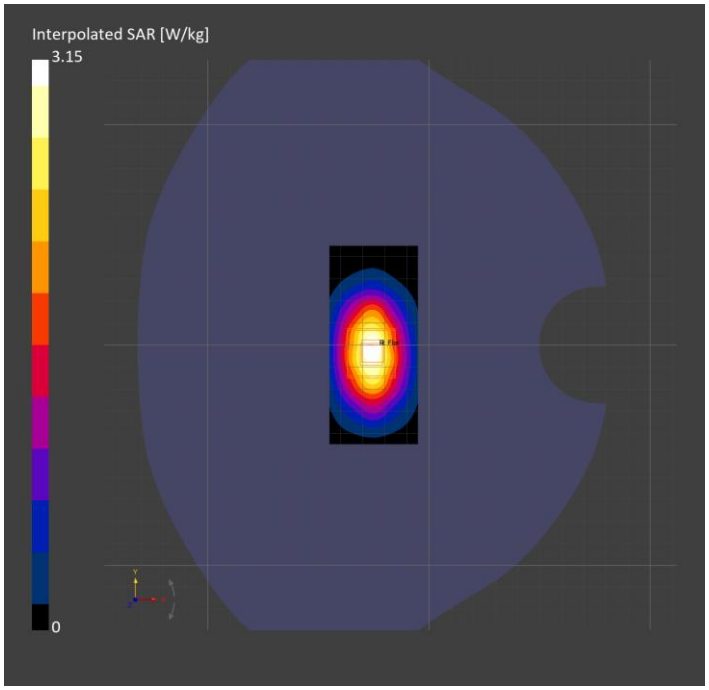

System Performance Check Report for D1750V2 - SN1220

Exposure Conditions

Frequency [MHz] | Channel Number	1750.000 | 0	**TSL Permittivity**	42.9
Group | UID	CW | 0-	**TSL Conductivity [S/m]**	1.27
Conversion Factor	7.94	**Phantom Section | TSL**	Flat | Head Simulating Liquid

Hardware Setup

Probe | Calibration Date	EX3DV4 - SN7909 | 2025-10-14	**Phantom**	Twin-SAM V8.0 (30deg probe tilt)
DAE | Calibration Date	DAE4 Sn1433 | 2026-02-05	**TSL Type**	HBBL-600-10000
Software Version	17.0.4.7034		

Scans Setup

	Area Scan	**Zoom Scan**
Grid Extents [mm]	40.0 x 90.0	30.0 x 30.0 x 31.2
Grid Steps [mm]	10.0 x 15.0	6.0 x 6.0 x 1.5
Sensor Surface [mm]	3.0	1.4
Graded Grid	N/A	Yes
M2/M1 [> 30%]		85.2
Dist 3dB Peak [> Grid Steps Δx, Δy mm]		10.8

Measurement Results

	Area Scan	**Zoom Scan**
psSAR1g [W/Kg]	1.68	**1.67**
psSAR10g [W/Kg]	0.909	**0.917**
Power Drift [±0.2 dB]	N/A	-0.09

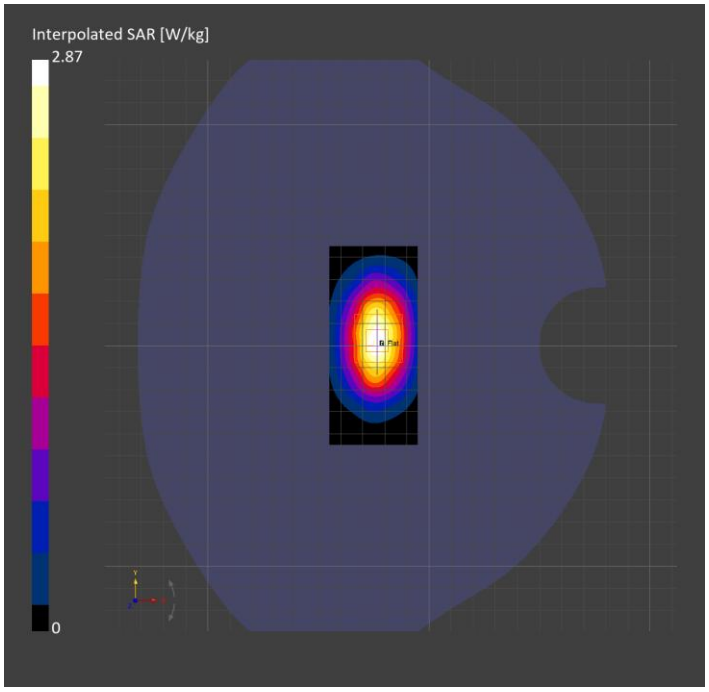

System Performance Check Report for D1750V2 - SN1050

Exposure Conditions

Frequency [MHz] | Channel Number	1750.000 | 0	**TSL Permittivity**	41.8
Group | UID	CW | 0-	**TSL Conductivity [S/m]**	1.27
Conversion Factor	7.94	**Phantom Section | TSL**	Flat | Head Simulating Liquid

Hardware Setup

Probe | Calibration Date	EX3DV4 - SN7909 | 2025-10-14	**Phantom**	Twin-SAM V8.0 (30deg probe tilt)
DAE | Calibration Date	DAE4 Sn1433 | 2026-02-05	**TSL Type**	HBBL-600-10000
Software Version	17.0.4.7034		

Scans Setup

	Area Scan	**Zoom Scan**
Grid Extents [mm]	40.0 x 90.0	30.0 x 30.0 x 31.2
Grid Steps [mm]	10.0 x 15.0	6.0 x 6.0 x 1.5
Sensor Surface [mm]	3.0	1.4
Graded Grid	N/A	Yes
M2/M1 [> 30%]		84.8
Dist 3dB Peak [> Grid Steps Δx, Δy mm]		10.8

Measurement Results

	Area Scan	**Zoom Scan**
psSAR1g [W/Kg]	1.79	**1.78**
psSAR10g [W/Kg]	0.959	**0.973**
Power Drift [±0.2 dB]	N/A	0.01

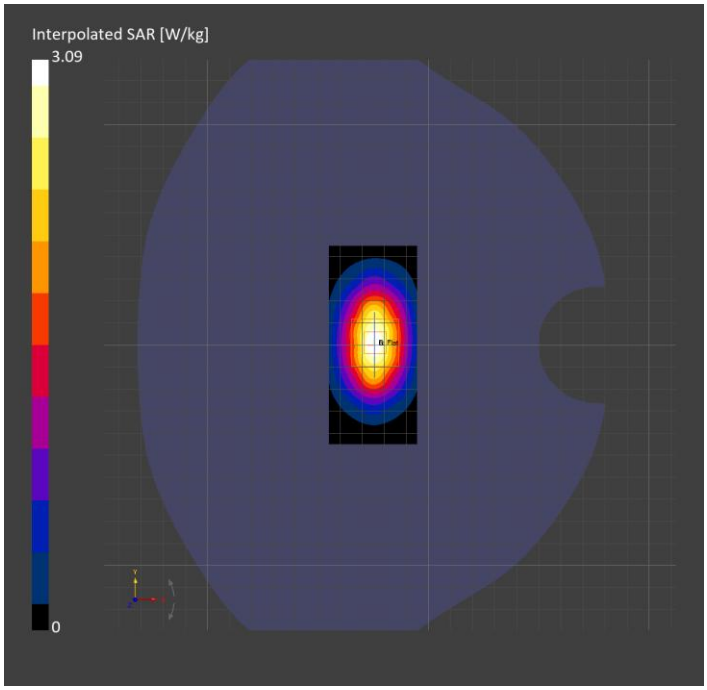

System Performance Check Report for D1750V2 - SN1053

Exposure Conditions

Frequency [MHz] | Channel Number	1750.000 | 0	**TSL Permittivity**	41.8
Group | UID	CW | 0-	**TSL Conductivity [S/m]**	1.26
Conversion Factor	7.94	**Phantom Section | TSL**	Flat | Head Simulating Liquid

Hardware Setup

Probe | Calibration Date	EX3DV4 - SN7909 | 2025-10-14	**Phantom**	Twin-SAM V8.0 (30deg probe tilt)
DAE | Calibration Date	DAE4 Sn1433 | 2026-02-05	**TSL Type**	HBBL-600-10000
Software Version	17.0.4.7034		

Scans Setup

	Area Scan	**Zoom Scan**
Grid Extents [mm]	40.0 x 90.0	30.0 x 30.0 x 31.2
Grid Steps [mm]	10.0 x 15.0	6.0 x 6.0 x 1.5
Sensor Surface [mm]	3.0	1.4
Graded Grid	N/A	Yes
M2/M1 [> 30%]		85.3
Dist 3dB Peak [> Grid Steps Δx, Δy mm]		10.8

Measurement Results

	Area Scan	**Zoom Scan**
psSAR1g [W/Kg]	1.80	**1.80**
psSAR10g [W/Kg]	0.971	**0.985**
Power Drift [±0.2 dB]	N/A	-0.01

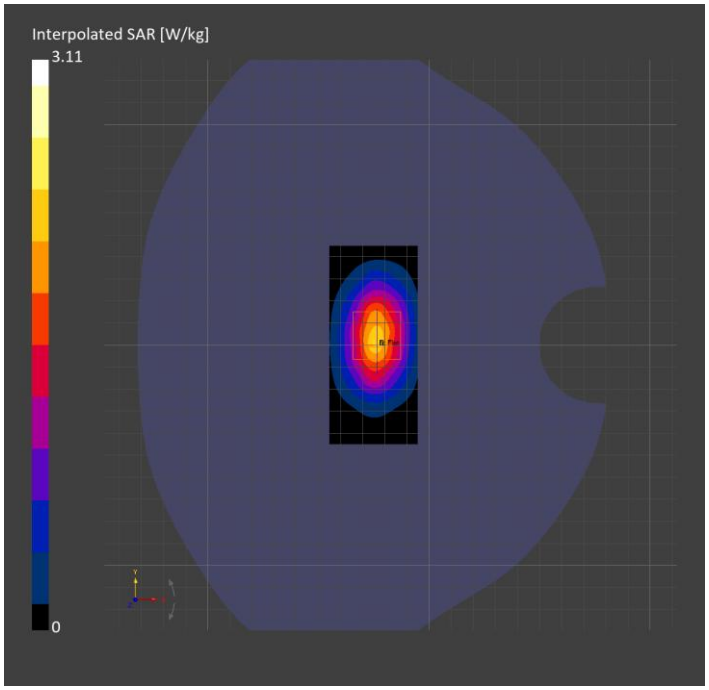

System Performance Check Report for D1900V2 - SN5d260

Exposure Conditions

Frequency [MHz] | Channel Number	1900.000 | 0	**TSL Permittivity**	41.0
Group | UID	CW | 0-	**TSL Conductivity [S/m]**	1.37
Conversion Factor	7.74	**Phantom Section | TSL**	Flat | Head Simulating Liquid

Hardware Setup

Probe | Calibration Date	EX3DV4 - SN7909 | 2025-10-14	**Phantom**	Twin-SAM V8.0 (30deg probe tilt)
DAE | Calibration Date	DAE4 Sn1433 | 2026-02-05	**TSL Type**	HBBL-600-10000
Software Version	17.0.4.7034		

Scans Setup

	Area Scan	**Zoom Scan**
Grid Extents [mm]	40.0 x 90.0	30.0 x 30.0 x 31.2
Grid Steps [mm]	10.0 x 15.0	6.0 x 6.0 x 1.5
Sensor Surface [mm]	3.0	1.4
Graded Grid	N/A	Yes
M2/M1 [> 30%]		85.1
Dist 3dB Peak [> Grid Steps Δx, Δy mm]		9.9

Measurement Results

	Area Scan	**Zoom Scan**
psSAR1g [W/Kg]	2.02	**2.02**
psSAR10g [W/Kg]	1.07	**1.08**
Power Drift [±0.2 dB]	N/A	-0.00

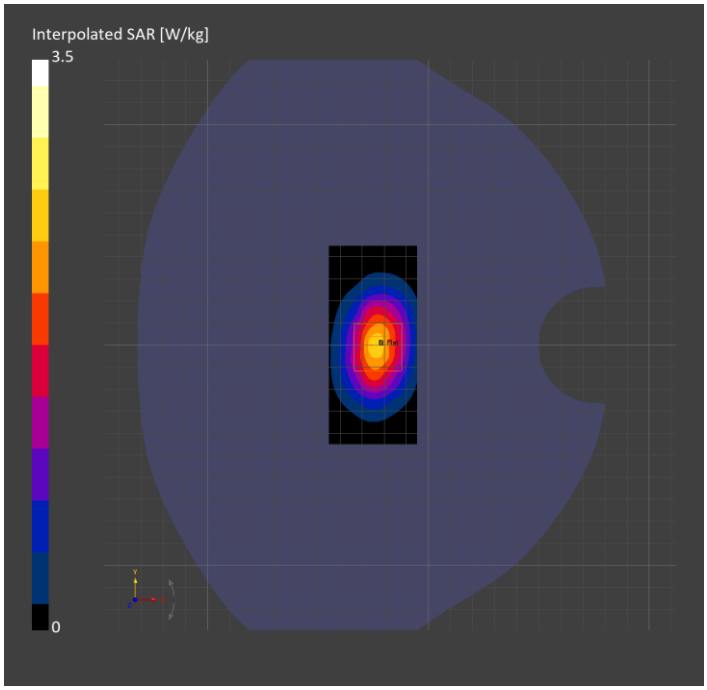

System Performance Check Report for D750V3 - SN1071

Exposure Conditions

Frequency [MHz] | Channel Number	750.000 | 0	**TSL Permittivity**	43.0
Group | UID	CW | 0-	**TSL Conductivity [S/m]**	0.850
Conversion Factor	9.65	**Phantom Section | TSL**	Flat | Head Simulating Liquid

Hardware Setup

Probe | Calibration Date	EX3DV4 - SN7909 | 2025-10-14	**Phantom**	Twin-SAM V8.0 (30deg probe tilt)
DAE | Calibration Date	DAE4 Sn1433 | 2026-02-05	**TSL Type**	HBBL-600-10000
Software Version	17.0.4.7034		

Scans Setup

	Area Scan	**Zoom Scan**
Grid Extents [mm]	40.0 x 90.0	30.0 x 30.0 x 31.2
Grid Steps [mm]	10.0 x 15.0	6.0 x 6.0 x 1.5
Sensor Surface [mm]	3.0	1.4
Graded Grid	N/A	Yes
M2/M1 [> 30%]		88.6
Dist 3dB Peak [> Grid Steps Δx, Δy mm]		> 15.0

Measurement Results

	Area Scan	**Zoom Scan**
psSAR1g [W/Kg]	0.406	**0.402**
psSAR10g [W/Kg]	0.271	**0.269**
Power Drift [±0.2 dB]	N/A	-0.07

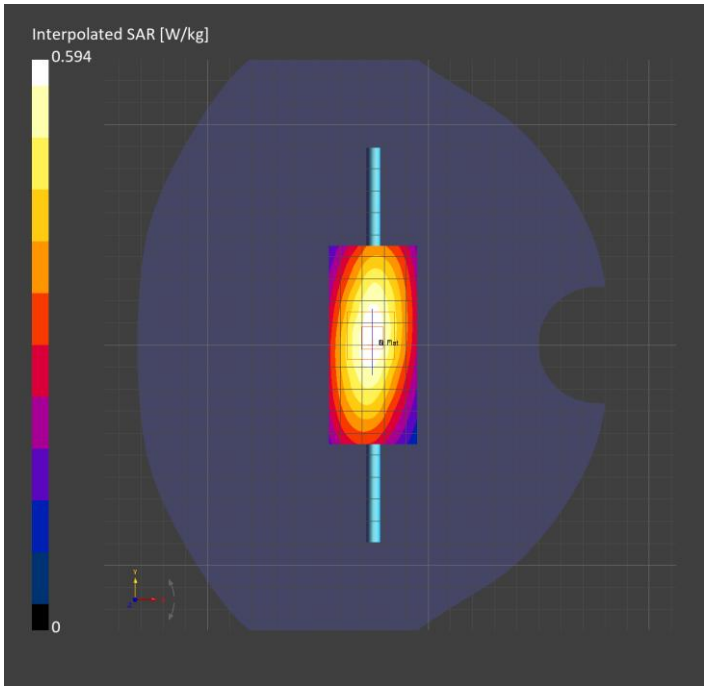

System Performance Check Report for D835V2 - SN4d117

Exposure Conditions

Frequency [MHz] | Channel Number	835.000 | 0	**TSL Permittivity**	42.9
Group | UID	CW | 0-	**TSL Conductivity [S/m]**	0.879
Conversion Factor	9.23	**Phantom Section | TSL**	Flat | Head Simulating Liquid

Hardware Setup

Probe | Calibration Date	EX3DV4 - SN7909 | 2025-10-14	**Phantom**	Twin-SAM V8.0 (30deg probe tilt)
DAE | Calibration Date	DAE4 Sn1433 | 2026-02-05	**TSL Type**	HBBL-600-10000
Software Version	17.0.4.7034		

Scans Setup

	Area Scan	**Zoom Scan**
Grid Extents [mm]	40.0 x 90.0	30.0 x 30.0 x 31.2
Grid Steps [mm]	10.0 x 15.0	6.0 x 6.0 x 1.5
Sensor Surface [mm]	3.0	1.4
Graded Grid	N/A	Yes
M2/M1 [> 30%]		88.7
Dist 3dB Peak [> Grid Steps Δx, Δy mm]		18.4

Measurement Results

	Area Scan	**Zoom Scan**
psSAR1g [W/Kg]	0.501	**0.502**
psSAR10g [W/Kg]	0.329	**0.333**
Power Drift [±0.2 dB]	N/A	-0.12

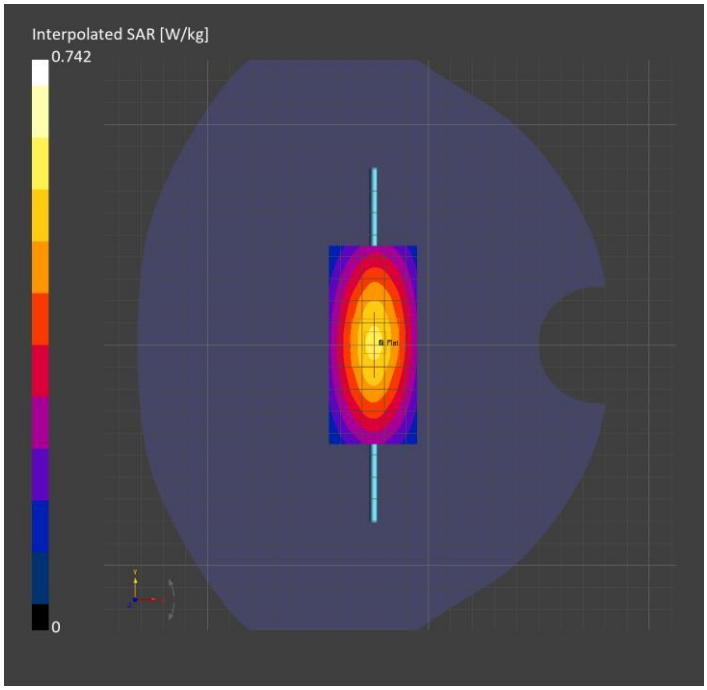

System Performance Check Report for D750V3 - SN1024

Exposure Conditions

Frequency [MHz] | Channel Number	750.000 | 0	**TSL Permittivity**	45.0
Group | UID	CW | 0-	**TSL Conductivity [S/m]**	0.847
Conversion Factor	9.65	**Phantom Section | TSL**	Flat | Head Simulating Liquid

Hardware Setup

Probe | Calibration Date	EX3DV4 - SN7909 | 2025-10-14	**Phantom**	Twin-SAM V8.0 (30deg probe tilt)
DAE | Calibration Date	DAE4 Sn1433 | 2026-02-05	**TSL Type**	HBBL-600-10000
Software Version	17.0.4.7034		

Scans Setup

	Area Scan	**Zoom Scan**
Grid Extents [mm]	40.0 x 90.0	30.0 x 30.0 x 31.2
Grid Steps [mm]	10.0 x 15.0	6.0 x 6.0 x 1.5
Sensor Surface [mm]	3.0	1.4
Graded Grid	N/A	Yes
M2/M1 [> 30%]		87.5
Dist 3dB Peak [> Grid Steps Δx, Δy mm]		> 15.0

Measurement Results

	Area Scan	**Zoom Scan**
psSAR1g [W/Kg]	0.413	**0.415**
psSAR10g [W/Kg]	0.276	**0.279**
Power Drift [±0.2 dB]	N/A	0.04

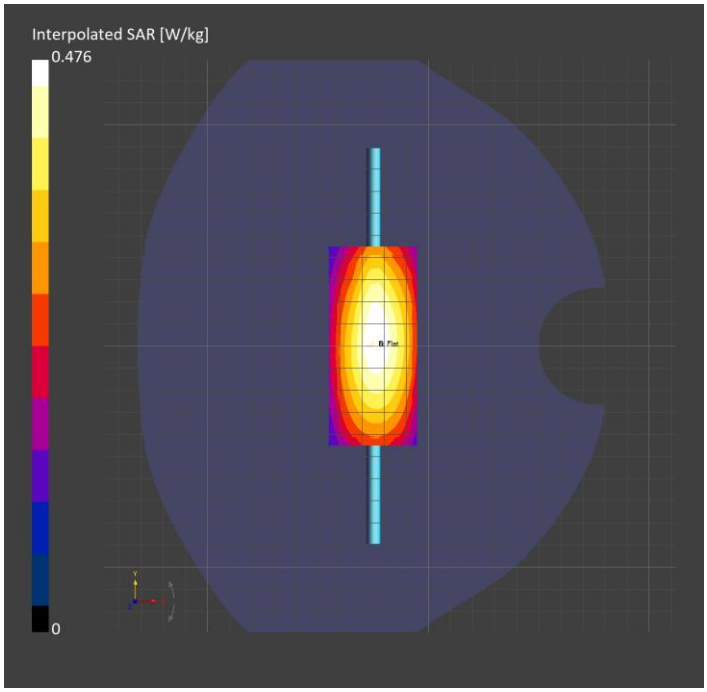

System Performance Check Report for D1900V2 - SN5d163

Exposure Conditions

Frequency [MHz] | Channel Number	1900.000 | 0	**TSL Permittivity**	43.1
Group | UID	CW | 0-	**TSL Conductivity [S/m]**	1.37
Conversion Factor	7.74	**Phantom Section | TSL**	Flat | Head Simulating Liquid

Hardware Setup

Probe | Calibration Date	EX3DV4 - SN7909 | 2025-10-14	**Phantom**	Twin-SAM V8.0 (30deg probe tilt)
DAE | Calibration Date	DAE4 Sn1433 | 2026-02-05	**TSL Type**	HBBL-600-10000
Software Version	17.0.4.7034		

Scans Setup

	Area Scan	**Zoom Scan**
Grid Extents [mm]	40.0 x 90.0	30.0 x 30.0 x 31.2
Grid Steps [mm]	10.0 x 15.0	6.0 x 6.0 x 1.5
Sensor Surface [mm]	3.0	1.4
Graded Grid	N/A	Yes
M2/M1 [> 30%]		84.6
Dist 3dB Peak [> Grid Steps Δx, Δy mm]		10.8

Measurement Results

	Area Scan	**Zoom Scan**
psSAR1g [W/Kg]	2.12	**2.12**
psSAR10g [W/Kg]	1.12	**1.15**
Power Drift [±0.2 dB]	N/A	-0.00

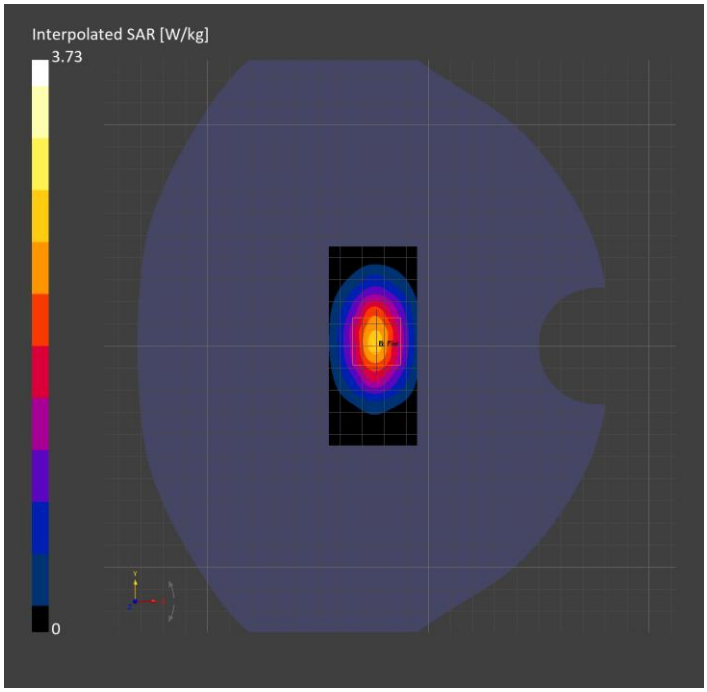

System Performance Check Report for D1750V2 - SN1053

Exposure Conditions

Frequency [MHz] | Channel Number	1750.000 | 0	**TSL Permittivity**	40.2
Group | UID	CW | 0-	**TSL Conductivity [S/m]**	1.27
Conversion Factor	8.36	**Phantom Section | TSL**	Flat | Head Simulating Liquid

Hardware Setup

Probe | Calibration Date	EX3DV4 - SN7908 | 2026-02-16	**Phantom**	Twin-SAM V8.0 (30deg probe tilt)
DAE | Calibration Date	DAE4ip Sn1894 | 2025-11-12	**TSL Type**	HBBL-600-10000
Software Version	17.0.4.7034		

Scans Setup

	Area Scan	**Zoom Scan**
Grid Extents [mm]	40.0 x 90.0	30.0 x 30.0 x 31.2
Grid Steps [mm]	10.0 x 15.0	6.0 x 6.0 x 1.5
Sensor Surface [mm]	3.0	1.4
Graded Grid	N/A	Yes
M2/M1 [> 30%]		82.8
Dist 3dB Peak [> Grid Steps Δx, Δy mm]		10.8

Measurement Results

	Area Scan	**Zoom Scan**
psSAR1g [W/Kg]	1.73	**1.72**
psSAR10g [W/Kg]	0.919	**0.931**
Power Drift [±0.2 dB]	N/A	-0.01

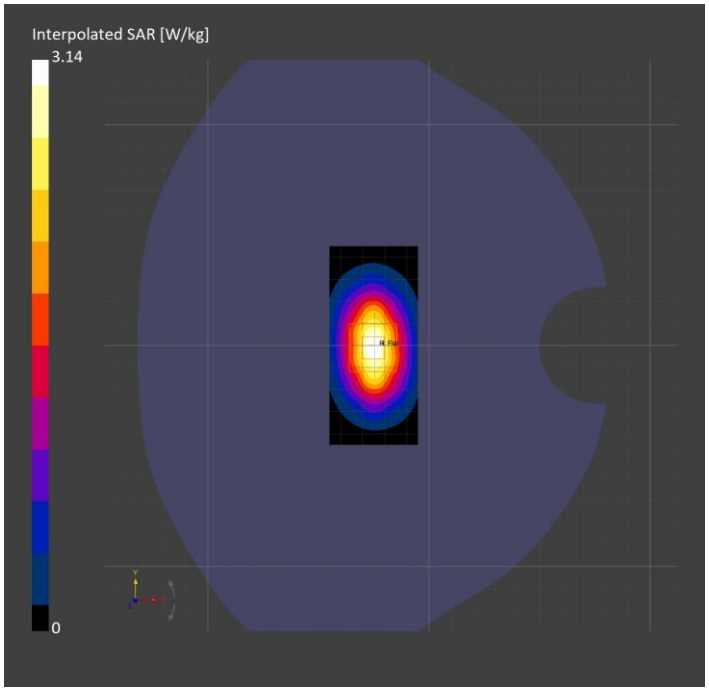

System Performance Check Report for D1900V2 - SN5d140

Exposure Conditions

Frequency [MHz] | Channel Number	1900.000 | 0	**TSL Permittivity**	40.0
Group | UID	CW | 0-	**TSL Conductivity [S/m]**	1.34
Conversion Factor	8.16	**Phantom Section | TSL**	Flat | Head Simulating Liquid

Hardware Setup

Probe | Calibration Date	EX3DV4 - SN7908 | 2026-02-16	**Phantom**	Twin-SAM V8.0 (30deg probe tilt)
DAE | Calibration Date	DAE4ip Sn1894 | 2025-11-12	**TSL Type**	HBBL-600-10000
Software Version	17.0.4.7034		

Scans Setup

	Area Scan	**Zoom Scan**
Grid Extents [mm]	40.0 x 90.0	30.0 x 30.0 x 31.2
Grid Steps [mm]	10.0 x 15.0	6.0 x 6.0 x 1.5
Sensor Surface [mm]	3.0	1.4
Graded Grid	N/A	Yes
M2/M1 [> 30%]		82.8
Dist 3dB Peak [> Grid Steps Δx, Δy mm]		9.6

Measurement Results

	Area Scan	**Zoom Scan**
psSAR1g [W/Kg]	1.87	**1.88**
psSAR10g [W/Kg]	0.971	**0.989**
Power Drift [±0.2 dB]	N/A	-0.01

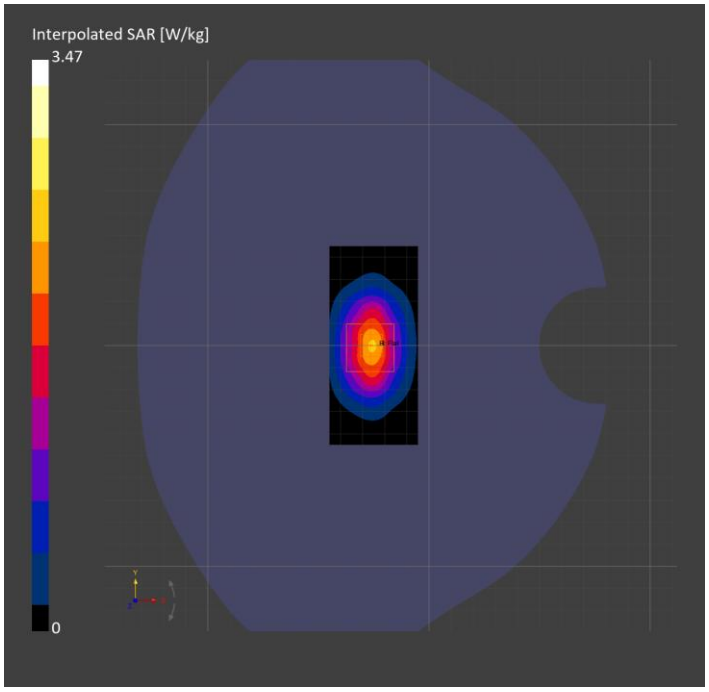

System Performance Check Report for D1750V2 - SN1050

Exposure Conditions

Frequency [MHz] | Channel Number	1750.000 | 0	**TSL Permittivity**	38.3
Group | UID	CW | 0-	**TSL Conductivity [S/m]**	1.37
Conversion Factor	8.36	**Phantom Section | TSL**	Flat | Head Simulating Liquid

Hardware Setup

Probe | Calibration Date	EX3DV4 - SN7908 | 2026-02-16	**Phantom**	Twin-SAM V8.0 (30deg probe tilt)
DAE | Calibration Date	DAE4ip Sn1894 | 2025-11-12	**TSL Type**	HBBL-600-10000
Software Version	17.0.4.7034		

Scans Setup

	Area Scan	**Zoom Scan**
Grid Extents [mm]	40.0 x 90.0	30.0 x 30.0 x 31.2
Grid Steps [mm]	10.0 x 15.0	6.0 x 6.0 x 1.5
Sensor Surface [mm]	3.0	1.4
Graded Grid	N/A	Yes
M2/M1 [> 30%]		84.2
Dist 3dB Peak [> Grid Steps Δx, Δy mm]		10.8

Measurement Results

	Area Scan	**Zoom Scan**
psSAR1g [W/Kg]	1.98	**1.97**
psSAR10g [W/Kg]	1.06	**1.08**
Power Drift [±0.2 dB]	N/A	-0.00

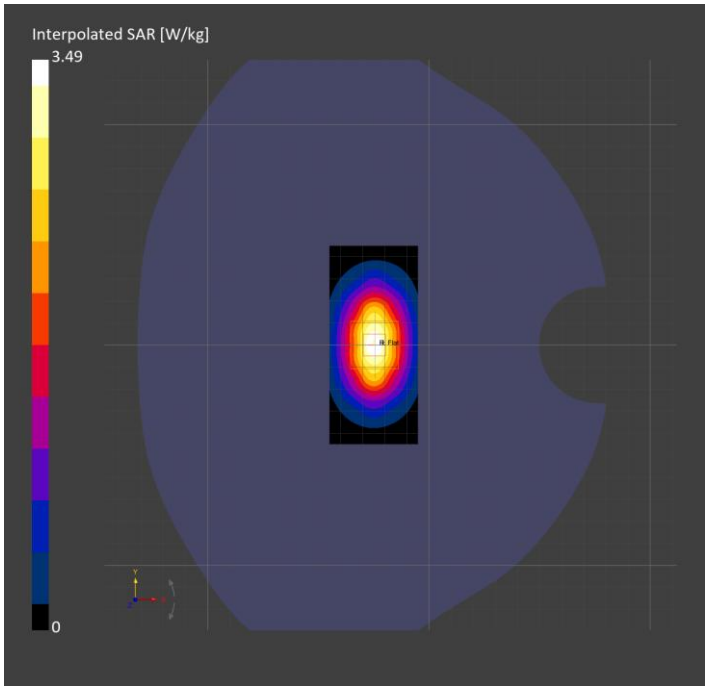

System Performance Check Report for D1750V2 - SN1220

Exposure Conditions

Frequency [MHz] | Channel Number	1750.000 | 0	**TSL Permittivity**	42.5
Group | UID	CW | 0-	**TSL Conductivity [S/m]**	1.28
Conversion Factor	8.36	**Phantom Section | TSL**	Flat | Head Simulating Liquid

Hardware Setup

Probe | Calibration Date	EX3DV4 - SN7908 | 2026-02-16	**Phantom**	Twin-SAM V8.0 (30deg probe tilt)
DAE | Calibration Date	DAE4ip Sn1894 | 2025-11-12	**TSL Type**	HBBL-600-10000
Software Version	17.0.4.7034		

Scans Setup

	Area Scan	**Zoom Scan**
Grid Extents [mm]	40.0 x 90.0	30.0 x 30.0 x 31.2
Grid Steps [mm]	10.0 x 15.0	6.0 x 6.0 x 1.5
Sensor Surface [mm]	3.0	1.4
Graded Grid	N/A	Yes
M2/M1 [> 30%]		83.7
Dist 3dB Peak [> Grid Steps Δx, Δy mm]		10.8

Measurement Results

	Area Scan	**Zoom Scan**
psSAR1g [W/Kg]	1.86	**1.84**
psSAR10g [W/Kg]	0.996	**1.02**
Power Drift [±0.2 dB]	N/A	0.05

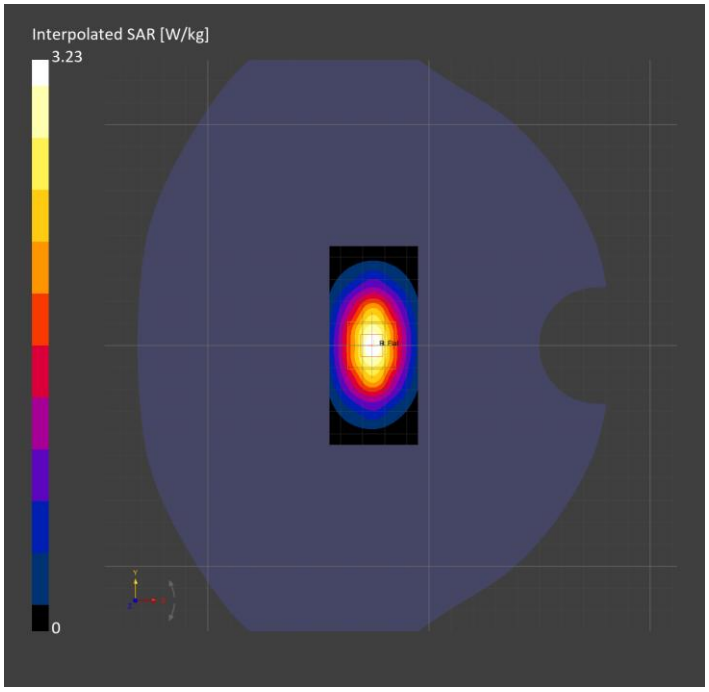

System Performance Check Report for D1900V2 - SN5d163

Exposure Conditions

Frequency [MHz] | Channel Number	1900.000 | 0	**TSL Permittivity**	42.3
Group | UID	CW | 0-	**TSL Conductivity [S/m]**	1.36
Conversion Factor	8.16	**Phantom Section | TSL**	Flat | Head Simulating Liquid

Hardware Setup

Probe | Calibration Date	EX3DV4 - SN7908 | 2026-02-16	**Phantom**	Twin-SAM V8.0 (30deg probe tilt)
DAE | Calibration Date	DAE4ip Sn1894 | 2025-11-12	**TSL Type**	HBBL-600-10000
Software Version	17.0.4.7034		

Scans Setup

	Area Scan	**Zoom Scan**
Grid Extents [mm]	40.0 x 90.0	30.0 x 30.0 x 31.2
Grid Steps [mm]	10.0 x 15.0	6.0 x 6.0 x 1.5
Sensor Surface [mm]	3.0	1.4
Graded Grid	N/A	Yes
M2/M1 [> 30%]		84.0
Dist 3dB Peak [> Grid Steps Δx, Δy mm]		10.8

Measurement Results

	Area Scan	**Zoom Scan**
psSAR1g [W/Kg]	2.04	**2.04**
psSAR10g [W/Kg]	1.06	**1.10**
Power Drift [±0.2 dB]	N/A	0.00

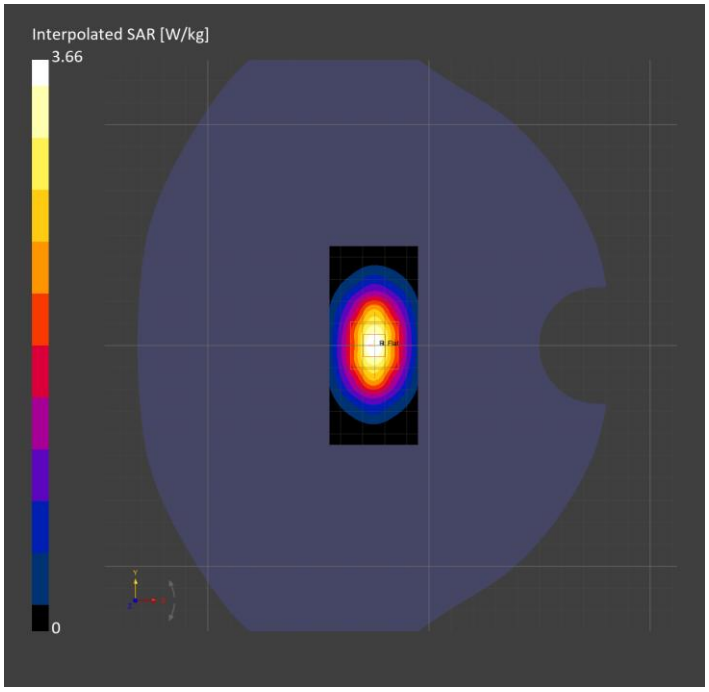

System Performance Check Report for D1750V2 - SN1053

Exposure Conditions

Frequency [MHz] | Channel Number	1750.000 | 0	**TSL Permittivity**	41.5
Group | UID	CW | 0-	**TSL Conductivity [S/m]**	1.28
Conversion Factor	7.89	**Phantom Section | TSL**	Flat | Head Simulating Liquid

Hardware Setup

Probe | Calibration Date	EX3DV4 - SN7910 | 2025-10-14	**Phantom**	Twin-SAM V8.0 (30deg probe tilt)
DAE | Calibration Date	DAE4 Sn1239 | 2026-03-06	**TSL Type**	HBBL-600-10000
Software Version	17.0.4.7034		

Scans Setup

	Area Scan	**Zoom Scan**
Grid Extents [mm]	40.0 x 90.0	30.0 x 30.0 x 31.2
Grid Steps [mm]	10.0 x 15.0	6.0 x 6.0 x 1.5
Sensor Surface [mm]	3.0	1.4
Graded Grid	N/A	Yes
M2/M1 [> 30%]		85.3
Dist 3dB Peak [> Grid Steps Δx, Δy mm]		10.8

Measurement Results

	Area Scan	**Zoom Scan**
psSAR1g [W/Kg]	1.68	**1.70**
psSAR10g [W/Kg]	0.891	**0.929**
Power Drift [±0.2 dB]	N/A	-0.05

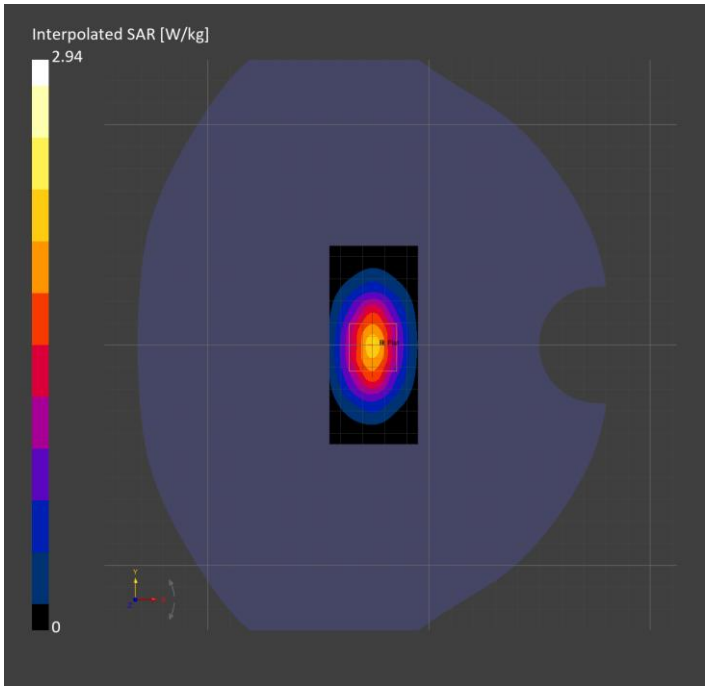

System Performance Check Report for D1900V2 - SN5d163

Exposure Conditions

Frequency [MHz] | Channel Number	1900.000 | 0	**TSL Permittivity**	41.3
Group | UID	CW | 0-	**TSL Conductivity [S/m]**	1.36
Conversion Factor	7.74	**Phantom Section | TSL**	Flat | Head Simulating Liquid

Hardware Setup

Probe | Calibration Date	EX3DV4 - SN7910 | 2025-10-14	**Phantom**	Twin-SAM V8.0 (30deg probe tilt)
DAE | Calibration Date	DAE4 Sn1239 | 2026-03-06	**TSL Type**	HBBL-600-10000
Software Version	17.0.4.7034		

Scans Setup

	Area Scan	**Zoom Scan**
Grid Extents [mm]	40.0 x 90.0	30.0 x 30.0 x 31.2
Grid Steps [mm]	10.0 x 15.0	6.0 x 6.0 x 1.5
Sensor Surface [mm]	3.0	1.4
Graded Grid	N/A	Yes
M2/M1 [> 30%]		83.2
Dist 3dB Peak [> Grid Steps Δx, Δy mm]		9.6

Measurement Results

	Area Scan	**Zoom Scan**
psSAR1g [W/Kg]	1.82	**1.86**
psSAR10g [W/Kg]	0.935	**0.989**
Power Drift [±0.2 dB]	N/A	-0.07

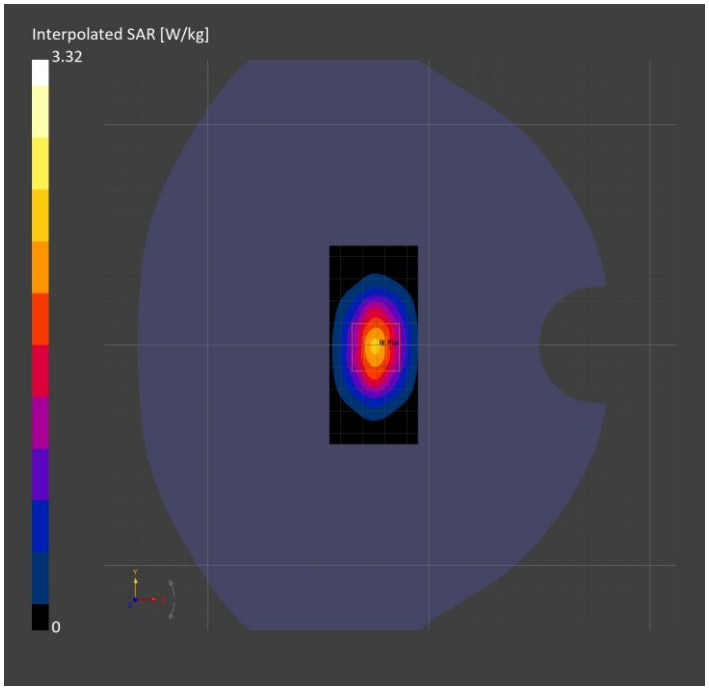

System Performance Check Report for D1900V2 - SN5d140

Exposure Conditions

Frequency [MHz] | Channel Number	1900.000 | 0	**TSL Permittivity**	42.1
Group | UID	CW | 0-	**TSL Conductivity [S/m]**	1.34
Conversion Factor	7.74	**Phantom Section | TSL**	Flat | Head Simulating Liquid

Hardware Setup

Probe | Calibration Date	EX3DV4 - SN7910 | 2025-10-14	**Phantom**	Twin-SAM V8.0 (30deg probe tilt)
DAE | Calibration Date	DAE4 Sn1239 | 2026-03-06	**TSL Type**	HBBL-600-10000
Software Version	17.0.4.7034		

Scans Setup

	Area Scan	**Zoom Scan**
Grid Extents [mm]	40.0 x 90.0	30.0 x 30.0 x 31.2
Grid Steps [mm]	10.0 x 15.0	6.0 x 6.0 x 1.5
Sensor Surface [mm]	3.0	1.4
Graded Grid	N/A	Yes
M2/M1 [> 30%]		84.8
Dist 3dB Peak [> Grid Steps Δx, Δy mm]		9.7

Measurement Results

	Area Scan	**Zoom Scan**
psSAR1g [W/Kg]	1.90	**1.90**
psSAR10g [W/Kg]	0.984	**1.02**
Power Drift [±0.2 dB]	N/A	0.03

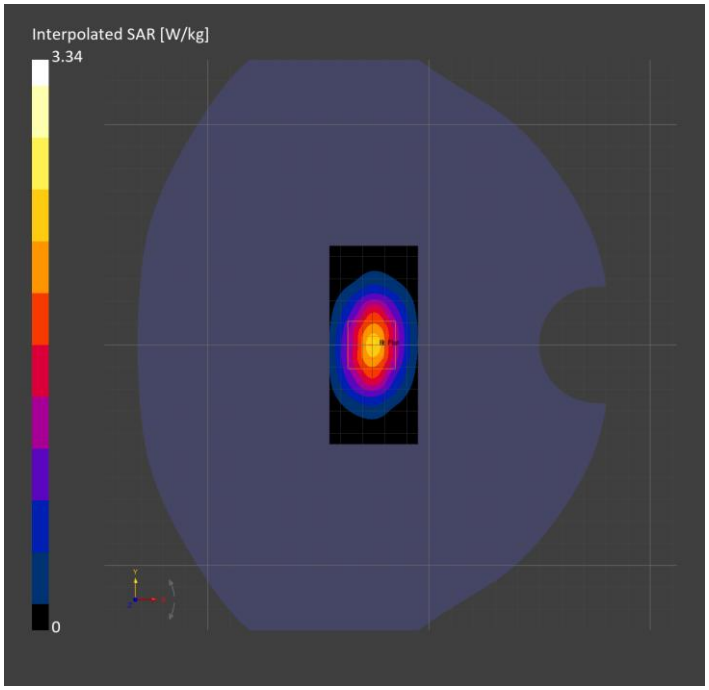

System Performance Check Report for D1750V2 - SN1050

Exposure Conditions

Frequency [MHz] | Channel Number	1750.000 | 0	**TSL Permittivity**	41.6
Group | UID	CW | 0-	**TSL Conductivity [S/m]**	1.29
Conversion Factor	7.89	**Phantom Section | TSL**	Flat | Head Simulating Liquid

Hardware Setup

Probe | Calibration Date	EX3DV4 - SN7910 | 2025-10-14	**Phantom**	Twin-SAM V8.0 (30deg probe tilt)
DAE | Calibration Date	DAE4 Sn1239 | 2026-03-06	**TSL Type**	HBBL-600-10000
Software Version	17.0.4.7034		

Scans Setup

	Area Scan	**Zoom Scan**
Grid Extents [mm]	40.0 x 90.0	30.0 x 30.0 x 31.2
Grid Steps [mm]	10.0 x 15.0	6.0 x 6.0 x 1.5
Sensor Surface [mm]	3.0	1.4
Graded Grid	N/A	Yes
M2/M1 [> 30%]		85.1
Dist 3dB Peak [> Grid Steps Δx, Δy mm]		10.8

Measurement Results

	Area Scan	**Zoom Scan**
psSAR1g [W/Kg]	1.89	**1.89**
psSAR10g [W/Kg]	1.02	**1.04**
Power Drift [±0.2 dB]	N/A	0.00

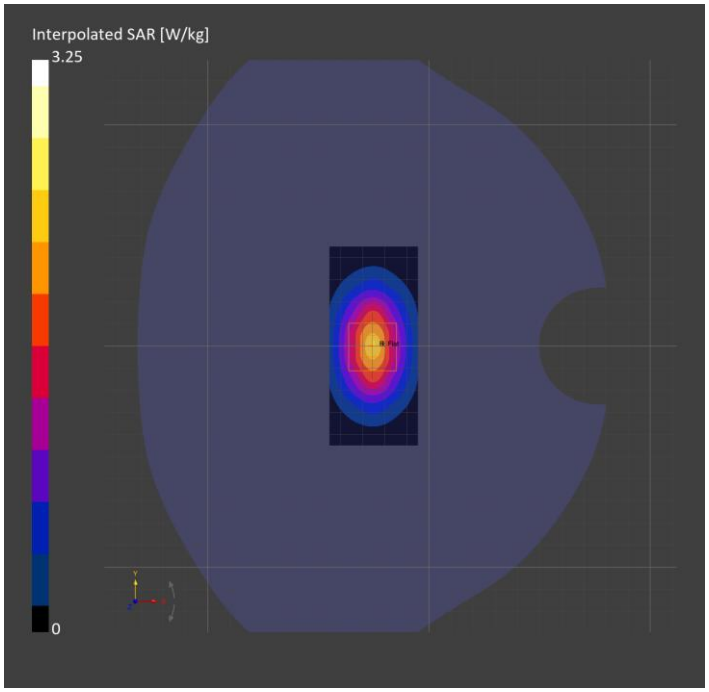

System Performance Check Report for D835V2 - SN4d117

Exposure Conditions

Frequency [MHz] | Channel Number	835.000 | 0	**TSL Permittivity**	39.4
Group | UID	CW | 0-	**TSL Conductivity [S/m]**	0.923
Conversion Factor	9.22	**Phantom Section | TSL**	Flat | Head Simulating Liquid

Hardware Setup

Probe | Calibration Date	EX3DV4 - SN7976 | 2026-02-18	**Phantom**	Twin-SAM V8.0 (30deg probe tilt)
DAE | Calibration Date	DAE4 Sn1359 | 2026-01-07	**TSL Type**	HBBL-600-10000
Software Version	17.0.4.7034		

Scans Setup

	Area Scan	**Zoom Scan**
Grid Extents [mm]	40.0 x 90.0	30.0 x 30.0 x 31.2
Grid Steps [mm]	10.0 x 15.0	6.0 x 6.0 x 1.5
Sensor Surface [mm]	3.0	1.4
Graded Grid	N/A	Yes
M2/M1 [> 30%]		87.6
Dist 3dB Peak [> Grid Steps Δx, Δy mm]		> 15.0

Measurement Results

	Area Scan	**Zoom Scan**
psSAR1g [W/Kg]	0.512	**0.511**
psSAR10g [W/Kg]	0.338	**0.335**
Power Drift [±0.2 dB]	N/A	0.02

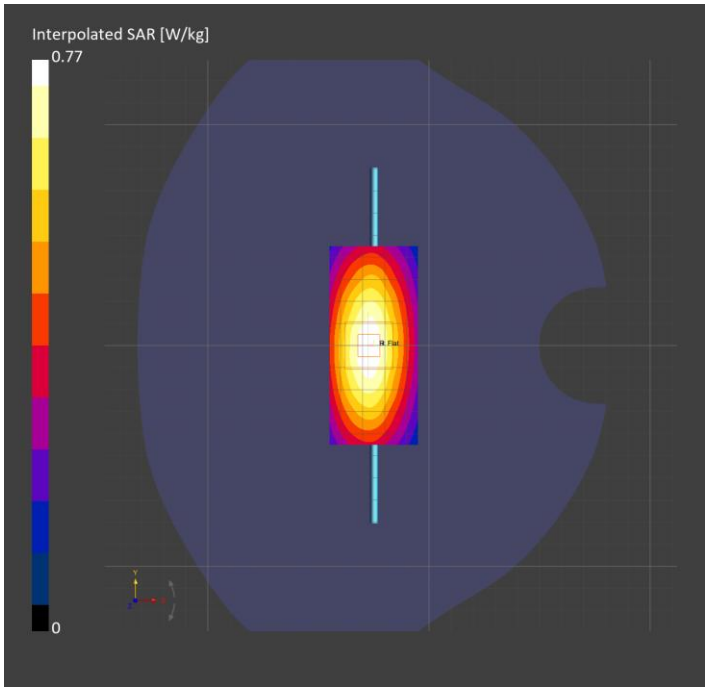

System Performance Check Report for D750V3 - SN1257

Exposure Conditions

Frequency [MHz] | Channel Number	750.000 | 0	**TSL Permittivity**	42.5
Group | UID	CW | 0-	**TSL Conductivity [S/m]**	0.864
Conversion Factor	9.59	**Phantom Section | TSL**	Flat | Head Simulating Liquid

Hardware Setup

Probe | Calibration Date	EX3DV4 - SN7976 | 2026-02-18	**Phantom**	Twin-SAM V8.0 (30deg probe tilt)
DAE | Calibration Date	DAE4 Sn1359 | 2026-01-07	**TSL Type**	HBBL-600-10000
Software Version	17.0.4.7034		

Scans Setup

	Area Scan	**Zoom Scan**
Grid Extents [mm]	40.0 x 90.0	30.0 x 30.0 x 31.2
Grid Steps [mm]	10.0 x 15.0	6.0 x 6.0 x 1.5
Sensor Surface [mm]	3.0	1.4
Graded Grid	N/A	Yes
M2/M1 [> 30%]		88.6
Dist 3dB Peak [> Grid Steps Δx, Δy mm]		> 15.0

Measurement Results

	Area Scan	**Zoom Scan**
psSAR1g [W/Kg]	0.399	**0.403**
psSAR10g [W/Kg]	0.266	**0.268**
Power Drift [±0.2 dB]	N/A	0.01

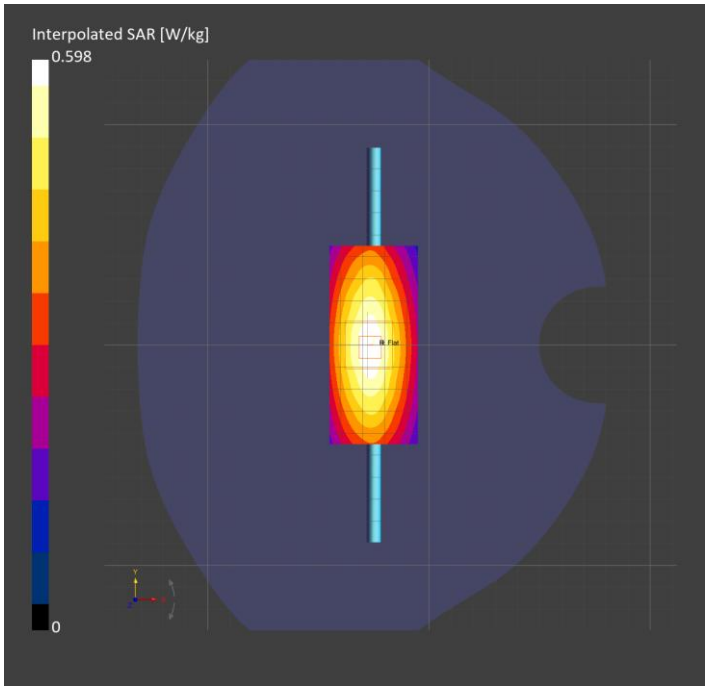

System Performance Check Report for D835V2 - SN4d002

Exposure Conditions

Frequency [MHz] | Channel Number	835.000 | 0	**TSL Permittivity**	43.2
Group | UID	CW | 0-	**TSL Conductivity [S/m]**	0.907
Conversion Factor	9.22	**Phantom Section | TSL**	Flat | Head Simulating Liquid

Hardware Setup

Probe | Calibration Date	EX3DV4 - SN7976 | 2026-02-18	**Phantom**	Twin-SAM V8.0 (30deg probe tilt)
DAE | Calibration Date	DAE4 Sn1359 | 2026-01-07	**TSL Type**	HBBL-600-10000
Software Version	17.0.4.7034		

Scans Setup

	Area Scan	**Zoom Scan**
Grid Extents [mm]	40.0 x 90.0	30.0 x 30.0 x 31.2
Grid Steps [mm]	10.0 x 15.0	6.0 x 6.0 x 1.5
Sensor Surface [mm]	3.0	1.4
Graded Grid	N/A	Yes
M2/M1 [> 30%]		88.3
Dist 3dB Peak [> Grid Steps Δx, Δy mm]		> 15.0

Measurement Results

	Area Scan	**Zoom Scan**
psSAR1g [W/Kg]	0.517	**0.520**
psSAR10g [W/Kg]	0.343	**0.345**
Power Drift [±0.2 dB]	N/A	0.00

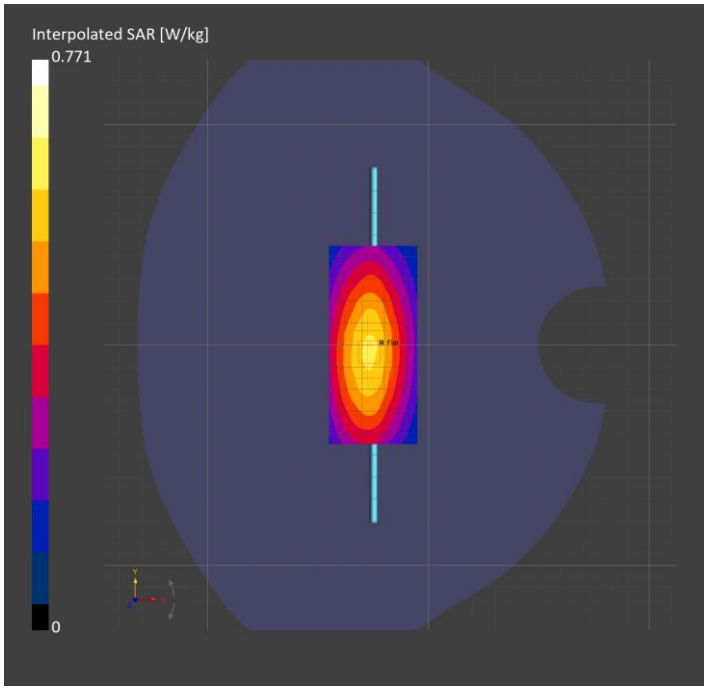

System Performance Check Report for D750V3 - SN1071

Exposure Conditions

Frequency [MHz] | Channel Number	750.000 | 0	**TSL Permittivity**	43.8
Group | UID	CW | 0-	**TSL Conductivity [S/m]**	0.861
Conversion Factor	9.59	**Phantom Section | TSL**	Flat | Head Simulating Liquid

Hardware Setup

Probe | Calibration Date	EX3DV4 - SN7976 | 2026-02-18	**Phantom**	Twin-SAM V8.0 (30deg probe tilt)
DAE | Calibration Date	DAE4 Sn1359 | 2026-01-07	**TSL Type**	HBBL-600-10000
Software Version	17.0.4.7034		

Scans Setup

	Area Scan	**Zoom Scan**
Grid Extents [mm]	40.0 x 90.0	30.0 x 30.0 x 31.2
Grid Steps [mm]	10.0 x 15.0	6.0 x 6.0 x 1.5
Sensor Surface [mm]	3.0	1.4
Graded Grid	N/A	Yes
M2/M1 [> 30%]		84.6
Dist 3dB Peak [> Grid Steps Δx, Δy mm]		> 15.0

Measurement Results

	Area Scan	**Zoom Scan**
psSAR1g [W/Kg]	0.408	**0.398**
psSAR10g [W/Kg]	0.273	**0.264**
Power Drift [±0.2 dB]	N/A	-0.03

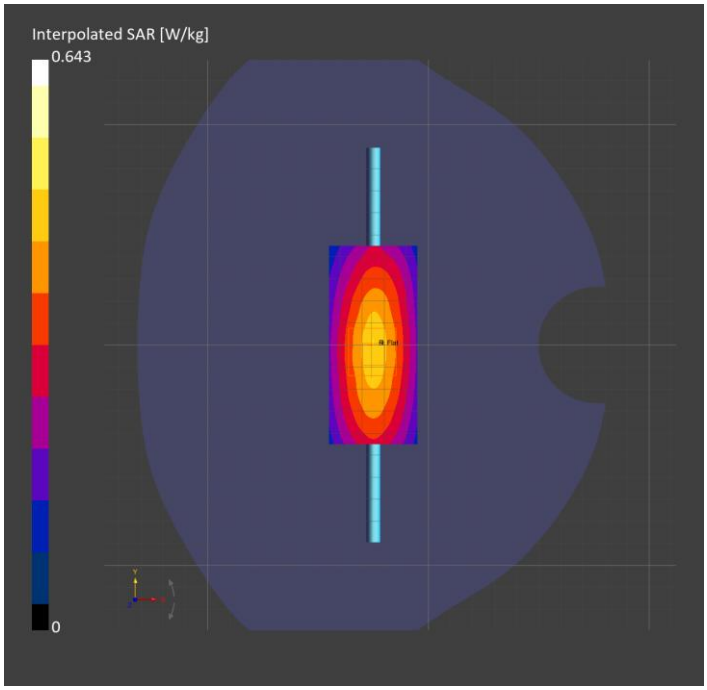

System Performance Check Report for D1750V2 - SN1050

Exposure Conditions

Frequency [MHz] | Channel Number	1750.000 | 0	**TSL Permittivity**	40.8
Group | UID	CW | 0-	**TSL Conductivity [S/m]**	1.29
Conversion Factor	7.95	**Phantom Section | TSL**	Flat | Head Simulating Liquid

Hardware Setup

Probe | Calibration Date	EX3DV4 - SN7976 | 2026-02-18	**Phantom**	Twin-SAM V8.0 (30deg probe tilt)
DAE | Calibration Date	DAE4 Sn1359 | 2026-01-07	**TSL Type**	HBBL-600-10000
Software Version	17.0.4.7034		

Scans Setup

	Area Scan	**Zoom Scan**
Grid Extents [mm]	40.0 x 90.0	30.0 x 30.0 x 31.2
Grid Steps [mm]	10.0 x 15.0	6.0 x 6.0 x 1.5
Sensor Surface [mm]	3.0	1.4
Graded Grid	N/A	Yes
M2/M1 [> 30%]		85.4
Dist 3dB Peak [> Grid Steps Δx, Δy mm]		10.9

Measurement Results

	Area Scan	**Zoom Scan**
psSAR1g [W/Kg]	1.88	**1.82**
psSAR10g [W/Kg]	1.02	**0.998**
Power Drift [±0.2 dB]	N/A	0.07

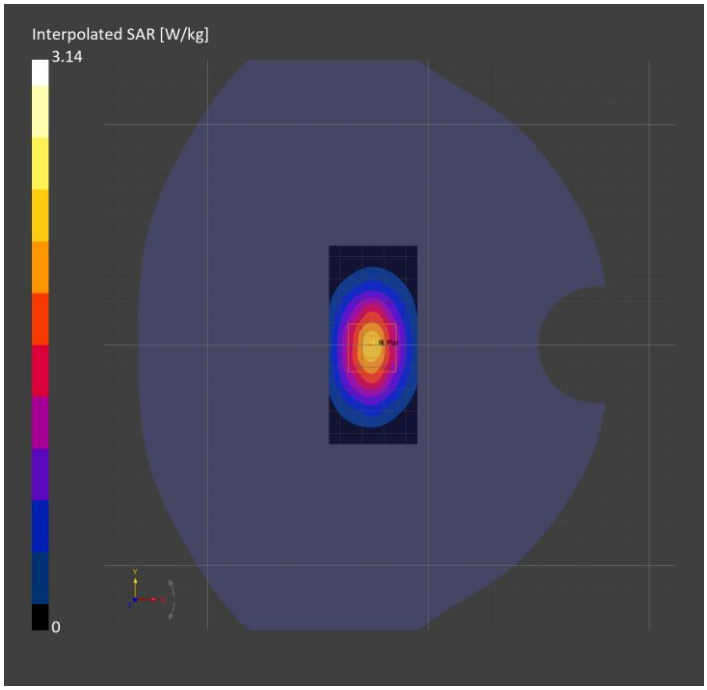

System Performance Check Report for D750V3 - SN1071

Exposure Conditions

Frequency [MHz] | Channel Number	750.000 | 0	**TSL Permittivity**	40.0
Group | UID	CW | 0-	**TSL Conductivity [S/m]**	0.861
Conversion Factor	10.32	**Phantom Section | TSL**	Flat | Head Simulating Liquid

Hardware Setup

Probe | Calibration Date	EX3DV4 - SN7589 | 2026-04-15	**Phantom**	Twin-SAM V8.0 (30deg probe tilt)
DAE | Calibration Date	DAE4ip Sn1619 | 2026-04-10	**TSL Type**	HBBL-600-10000
Software Version	17.0.4.7034		

Scans Setup

	Area Scan	**Zoom Scan**
Grid Extents [mm]	40.0 x 90.0	30.0 x 30.0 x 31.2
Grid Steps [mm]	10.0 x 15.0	6.0 x 6.0 x 1.5
Sensor Surface [mm]	3.0	1.4
Graded Grid	N/A	Yes
M2/M1 [> 30%]		86.7
Dist 3dB Peak [> Grid Steps Δx, Δy mm]		> 15.0

Measurement Results

	Area Scan	**Zoom Scan**
psSAR1g [W/Kg]	0.388	**0.391**
psSAR10g [W/Kg]	0.260	**0.261**
Power Drift [±0.2 dB]	0.00	0.02

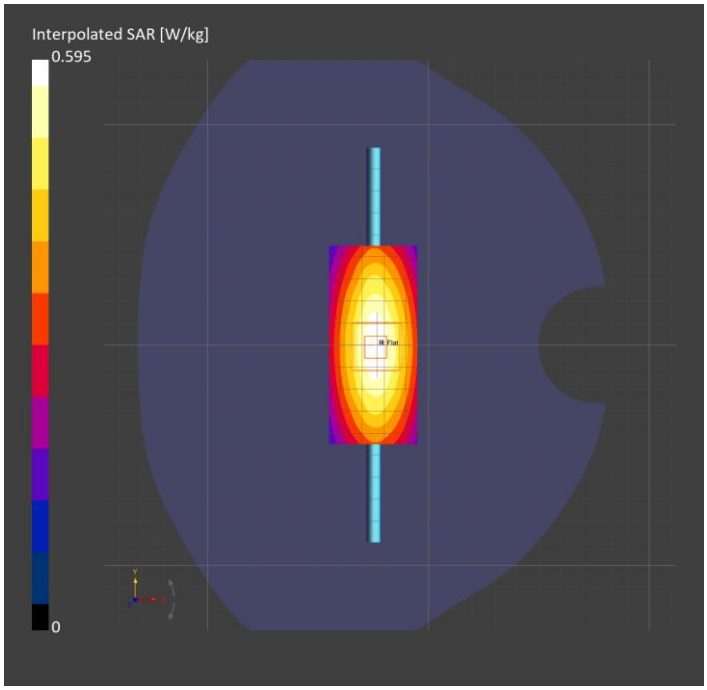

System Performance Check Report for D750V3 - SN1257

Exposure Conditions

Frequency [MHz] | Channel Number	750.000 | 0	**TSL Permittivity**	40.6
Group | UID	CW | 0-	**TSL Conductivity [S/m]**	0.864
Conversion Factor	10.32	**Phantom Section | TSL**	Flat | Head Simulating Liquid

Hardware Setup

Probe | Calibration Date	EX3DV4 - SN7589 | 2026-04-15	**Phantom**	Twin-SAM V8.0 (30deg probe tilt)
DAE | Calibration Date	DAE4ip Sn1619 | 2026-04-10	**TSL Type**	HBBL-600-10000
Software Version	17.0.4.7034		

Scans Setup

	Area Scan	**Zoom Scan**
Grid Extents [mm]	40.0 x 90.0	30.0 x 30.0 x 31.2
Grid Steps [mm]	10.0 x 15.0	6.0 x 6.0 x 1.5
Sensor Surface [mm]	3.0	1.4
Graded Grid	N/A	Yes
M2/M1 [> 30%]		87.5
Dist 3dB Peak [> Grid Steps Δx, Δy mm]		> 15.0

Measurement Results

	Area Scan	**Zoom Scan**
psSAR1g [W/Kg]	0.406	**0.406**
psSAR10g [W/Kg]	0.271	**0.271**
Power Drift [±0.2 dB]	-0.03	-0.04

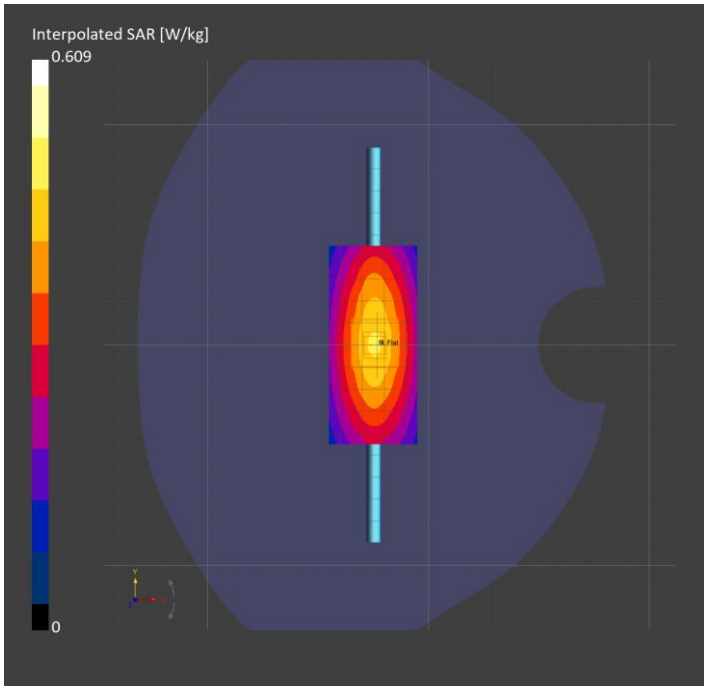

System Performance Check Report for D835V2 - SN4d117

Exposure Conditions

Frequency [MHz] | Channel Number	835.000 | 0	**TSL Permittivity**	40.9
Group | UID	CW | 0-	**TSL Conductivity [S/m]**	0.902
Conversion Factor	9.52	**Phantom Section | TSL**	Flat | Head Simulating Liquid

Hardware Setup

Probe | Calibration Date	EX3DV4 - SN7589 | 2026-04-15	**Phantom**	Twin-SAM V8.0 (30deg probe tilt)
DAE | Calibration Date	DAE4ip Sn1619 | 2026-04-10	**TSL Type**	HBBL-600-10000
Software Version	17.0.4.7034		

Scans Setup

	Area Scan	**Zoom Scan**
Grid Extents [mm]	40.0 x 90.0	30.0 x 30.0 x 31.2
Grid Steps [mm]	10.0 x 15.0	6.0 x 6.0 x 1.5
Sensor Surface [mm]	3.0	1.4
Graded Grid	N/A	Yes
M2/M1 [> 30%]		84.8
Dist 3dB Peak [> Grid Steps Δx, Δy mm]		> 15.0

Measurement Results

	Area Scan	**Zoom Scan**
psSAR1g [W/Kg]	0.524	**0.524**
psSAR10g [W/Kg]	0.349	**0.347**
Power Drift [±0.2 dB]	0.03	-0.02

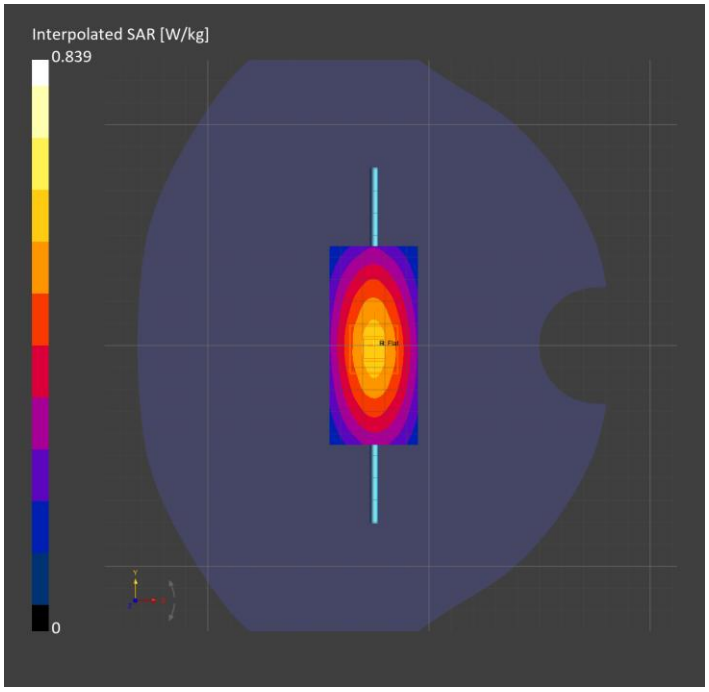

System Performance Check Report for D835V2 - SN4d002

Exposure Conditions

Frequency [MHz] | Channel Number	835.000 | 0	**TSL Permittivity**	40.7
Group | UID	CW | 0-	**TSL Conductivity [S/m]**	0.894
Conversion Factor	9.52	**Phantom Section | TSL**	Flat | Head Simulating Liquid

Hardware Setup

Probe | Calibration Date	EX3DV4 - SN7589 | 2026-04-15	**Phantom**	Twin-SAM V8.0 (30deg probe tilt)
DAE | Calibration Date	DAE4ip Sn1619 | 2026-04-10	**TSL Type**	HBBL-600-10000
Software Version	17.0.4.7034		

Scans Setup

	Area Scan	**Zoom Scan**
Grid Extents [mm]	40.0 x 90.0	30.0 x 30.0 x 31.2
Grid Steps [mm]	10.0 x 15.0	6.0 x 6.0 x 1.5
Sensor Surface [mm]	3.0	1.4
Graded Grid	N/A	Yes
M2/M1 [> 30%]		86.7
Dist 3dB Peak [> Grid Steps Δx, Δy mm]		> 15.0

Measurement Results

	Area Scan	**Zoom Scan**
psSAR1g [W/Kg]	0.513	**0.522**
psSAR10g [W/Kg]	0.341	**0.343**
Power Drift [±0.2 dB]	-0.11	-0.10

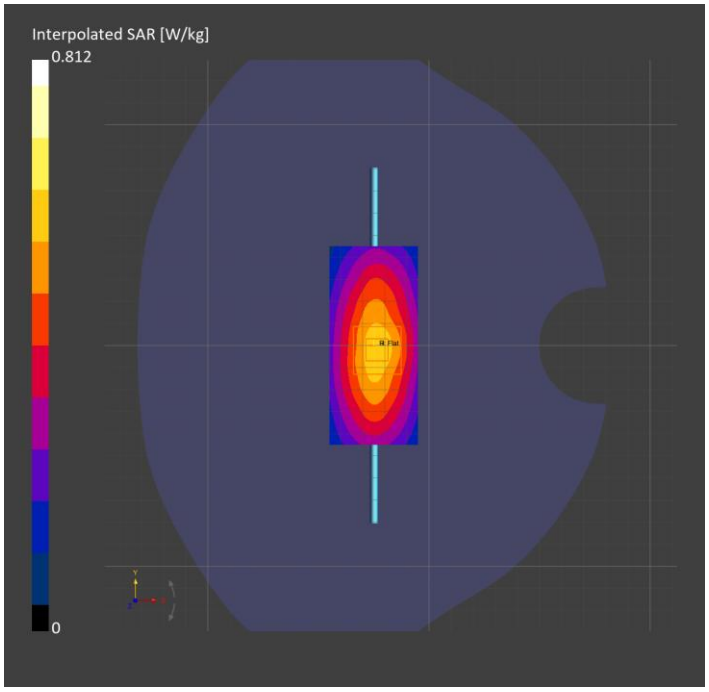

System Performance Check Report for D750V3 - SN1257

Exposure Conditions

Frequency [MHz] | Channel Number	750.000 | 0	**TSL Permittivity**	41.9
Group | UID	CW | 0-	**TSL Conductivity [S/m]**	0.855
Conversion Factor	9.53	**Phantom Section | TSL**	Flat | Head Simulating Liquid

Hardware Setup

Probe | Calibration Date	EX3DV4 - SN7975 | 2026-02-03	**Phantom**	Twin-SAM V8.0 (30deg probe tilt)
DAE | Calibration Date	DAE4ip Sn1941 | 2026-02-03	**TSL Type**	DAK 3.5 Head 23.28 deg.C 2026-Jun-19 18_56_41
Software Version	17.0.4.7034		

Scans Setup

	Area Scan	**Zoom Scan**
Grid Extents [mm]	40.0 x 90.0	30.0 x 30.0 x 31.2
Grid Steps [mm]	10.0 x 15.0	6.0 x 6.0 x 1.5
Sensor Surface [mm]	3.0	1.4
Graded Grid	N/A	Yes
M2/M1 [> 30%]		87.5
Dist 3dB Peak [> Grid Steps Δx, Δy mm]		> 15.0

Measurement Results

	Area Scan	**Zoom Scan**
psSAR1g [W/Kg]	0.394	**0.397**
psSAR10g [W/Kg]	0.263	**0.262**
Power Drift [±0.2 dB]	0.01	-0.02

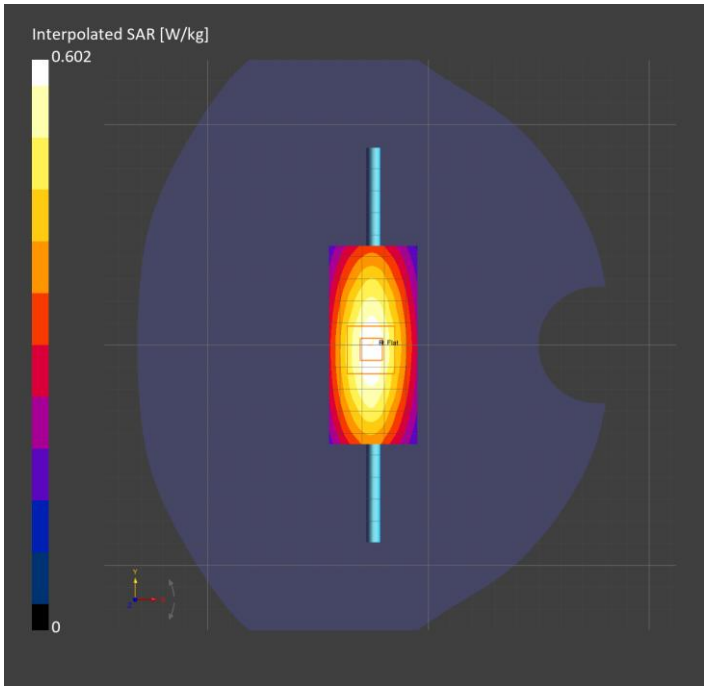

System Performance Check Report for D835V2 - SN4d117

Exposure Conditions

Frequency [MHz] | Channel Number	835.000 | 0	**TSL Permittivity**	41.7
Group | UID	CW | 0-	**TSL Conductivity [S/m]**	0.942
Conversion Factor	9.03	**Phantom Section | TSL**	Flat | Head Simulating Liquid

Hardware Setup

Probe | Calibration Date	EX3DV4 - SN7975 | 2026-02-03	**Phantom**	Twin-SAM V8.0 (30deg probe tilt)
DAE | Calibration Date	DAE4ip Sn1941 | 2026-02-03	**TSL Type**	DAK 3.5 Head 23.28 deg.C 2026-Jun-19 18_56_41
Software Version	17.0.4.7034		

Scans Setup

	Area Scan	**Zoom Scan**
Grid Extents [mm]	40.0 x 90.0	30.0 x 30.0 x 31.2
Grid Steps [mm]	10.0 x 15.0	6.0 x 6.0 x 1.5
Sensor Surface [mm]	3.0	1.4
Graded Grid	N/A	Yes
M2/M1 [> 30%]		88.4
Dist 3dB Peak [> Grid Steps Δx, Δy mm]		> 15.0

Measurement Results

	Area Scan	**Zoom Scan**
psSAR1g [W/Kg]	0.514	**0.515**
psSAR10g [W/Kg]	0.342	**0.335**
Power Drift [±0.2 dB]	-0.00	0.01

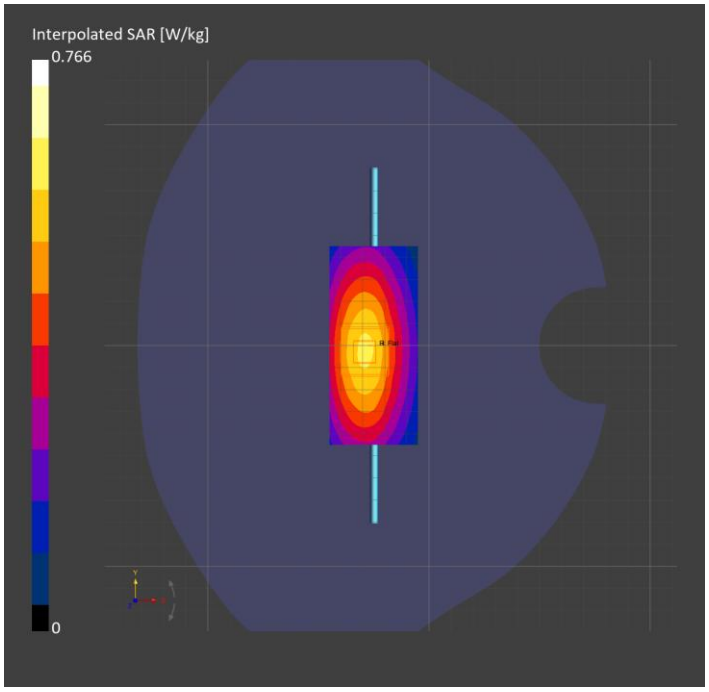

System Performance Check Report for D835V2 - SN4d002

Exposure Conditions

Frequency [MHz] | Channel Number	835.000 | 0	**TSL Permittivity**	40.8
Group | UID	CW | 0-	**TSL Conductivity [S/m]**	0.893
Conversion Factor	9.03	**Phantom Section | TSL**	Flat | Head Simulating Liquid

Hardware Setup

Probe | Calibration Date	EX3DV4 - SN7975 | 2026-02-03	**Phantom**	Twin-SAM V8.0 (30deg probe tilt)
DAE | Calibration Date	DAE4ip Sn1941 | 2026-02-03	**TSL Type**	DAK 3.5 Head 23.68 deg.C 2026-Jul-03 18_57_31
Software Version	17.0.4.7034		

Scans Setup

	Area Scan	**Zoom Scan**
Grid Extents [mm]	40.0 x 90.0	30.0 x 30.0 x 31.2
Grid Steps [mm]	10.0 x 15.0	6.0 x 6.0 x 1.5
Sensor Surface [mm]	3.0	1.4
Graded Grid	N/A	Yes
M2/M1 [> 30%]		87.8
Dist 3dB Peak [> Grid Steps Δx, Δy mm]		> 15.0

Measurement Results

	Area Scan	**Zoom Scan**
psSAR1g [W/Kg]	0.510	**0.513**
psSAR10g [W/Kg]	0.337	**0.342**
Power Drift [±0.2 dB]	-0.08	-0.06

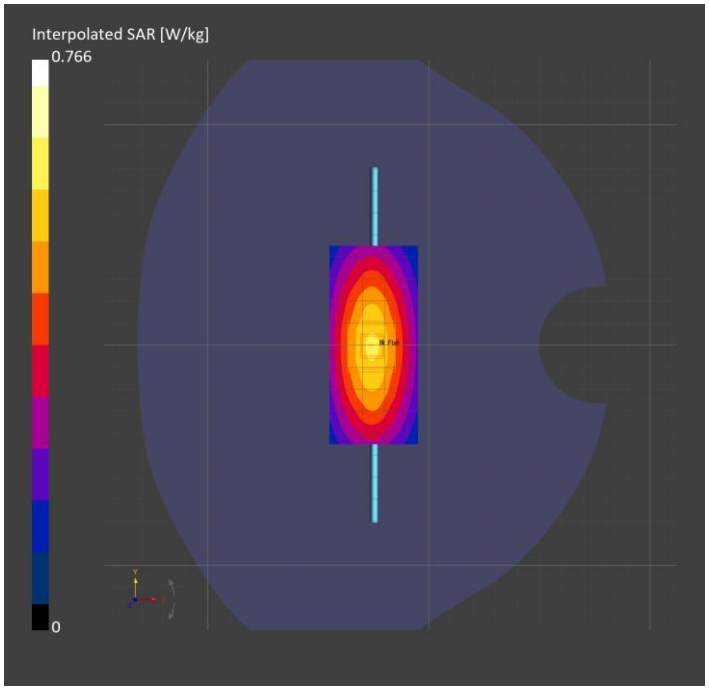

System Performance Check Report for D1750V2 - SN1050

Exposure Conditions

Frequency [MHz] | Channel Number	1750.000 | 0	**TSL Permittivity**	39.6
Group | UID	CW | 0-	**TSL Conductivity [S/m]**	1.28
Conversion Factor	7.86	**Phantom Section | TSL**	Flat | Head Simulating Liquid

Hardware Setup

Probe | Calibration Date	EX3DV4 - SN7975 | 2026-02-03	**Phantom**	Twin-SAM V8.0 (30deg probe tilt)
DAE | Calibration Date	DAE4ip Sn1941 | 2026-02-03	**TSL Type**	DAK 3.5 Head 24.38 deg.C 2026-Jul-20 00_57_56
Software Version	17.0.4.7034		

Scans Setup

	Area Scan	**Zoom Scan**
Grid Extents [mm]	40.0 x 90.0	30.0 x 30.0 x 31.2
Grid Steps [mm]	10.0 x 15.0	6.0 x 6.0 x 1.5
Sensor Surface [mm]	3.0	1.4
Graded Grid	N/A	Yes
M2/M1 [> 30%]		85.3
Dist 3dB Peak [> Grid Steps Δx, Δy mm]		10.8

Measurement Results

	Area Scan	**Zoom Scan**
psSAR1g [W/Kg]	1.83	**1.82**
psSAR10g [W/Kg]	0.983	**0.991**
Power Drift [±0.2 dB]	-0.02	0.02

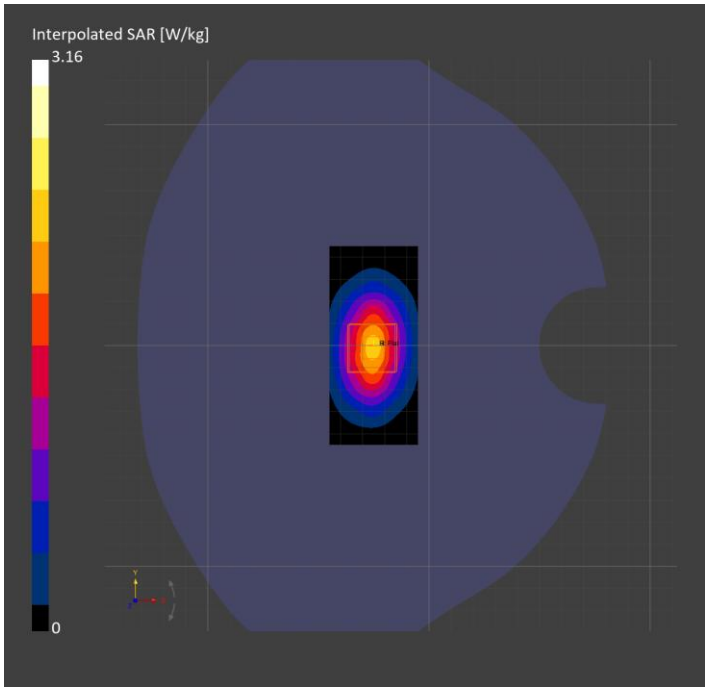

System Performance Check Report for D750V3 - SN1257

Exposure Conditions

Frequency [MHz] | Channel Number	750.000 | 0	**TSL Permittivity**	40.5
Group | UID	CW | 0-	**TSL Conductivity [S/m]**	0.858
Conversion Factor	9.6	**Phantom Section | TSL**	Flat | Head Simulating Liquid

Hardware Setup

Probe | Calibration Date	EX3DV4 - SN7974 | 2026-02-03	**Phantom**	Twin-SAM V8.0 (30deg probe tilt)
DAE | Calibration Date	DAE4ip Sn1936 | 2026-02-03	**TSL Type**	HBBL-600-10000
Software Version	17.0.4.7034		

Scans Setup

	Area Scan	**Zoom Scan**
Grid Extents [mm]	40.0 x 90.0	30.0 x 30.0 x 31.2
Grid Steps [mm]	10.0 x 15.0	6.0 x 6.0 x 1.5
Sensor Surface [mm]	3.0	1.4
Graded Grid	N/A	Yes
M2/M1 [> 30%]		86.1
Dist 3dB Peak [> Grid Steps Δx, Δy mm]		> 15.0

Measurement Results

	Area Scan	**Zoom Scan**
psSAR1g [W/Kg]	0.384	**0.394**
psSAR10g [W/Kg]	0.258	**0.267**
Power Drift [±0.2 dB]	0.02	-0.03

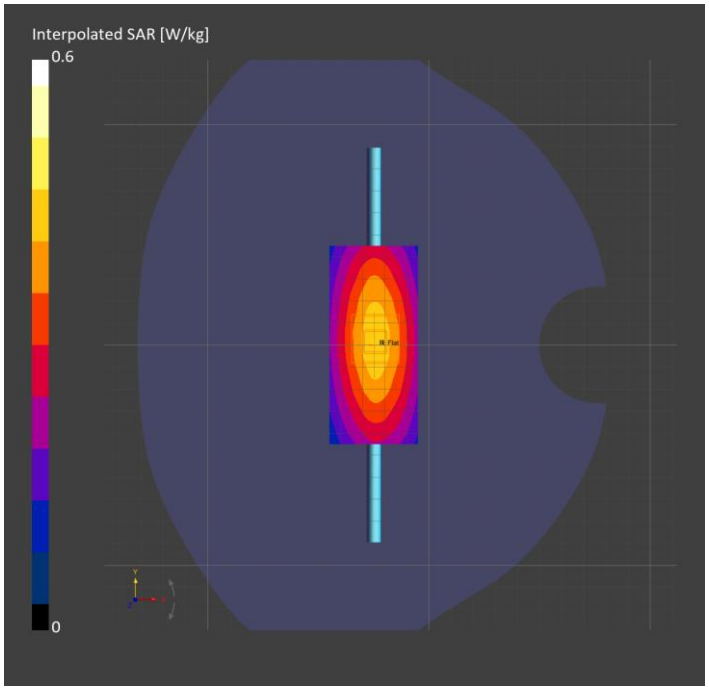

System Performance Check Report for D835V2 - SN4d002

Exposure Conditions

Frequency [MHz] | Channel Number	835.000 | 0	**TSL Permittivity**	40.2
Group | UID	CW | 0-	**TSL Conductivity [S/m]**	0.889
Conversion Factor	9.13	**Phantom Section | TSL**	Flat | Head Simulating Liquid

Hardware Setup

Probe | Calibration Date	EX3DV4 - SN7974 | 2026-02-03	**Phantom**	Twin-SAM V8.0 (30deg probe tilt)
DAE | Calibration Date	DAE4ip Sn1936 | 2026-02-03	**TSL Type**	HBBL-600-10000
Software Version	17.0.4.7034		

Scans Setup

	Area Scan	**Zoom Scan**
Grid Extents [mm]	40.0 x 90.0	30.0 x 30.0 x 31.2
Grid Steps [mm]	10.0 x 15.0	6.0 x 6.0 x 1.5
Sensor Surface [mm]	3.0	1.4
Graded Grid	N/A	Yes
M2/M1 [> 30%]		88.2
Dist 3dB Peak [> Grid Steps Δx, Δy mm]		20.5

Measurement Results

	Area Scan	**Zoom Scan**
psSAR1g [W/Kg]	0.505	**0.509**
psSAR10g [W/Kg]	0.334	**0.339**
Power Drift [±0.2 dB]	-0.03	-0.06

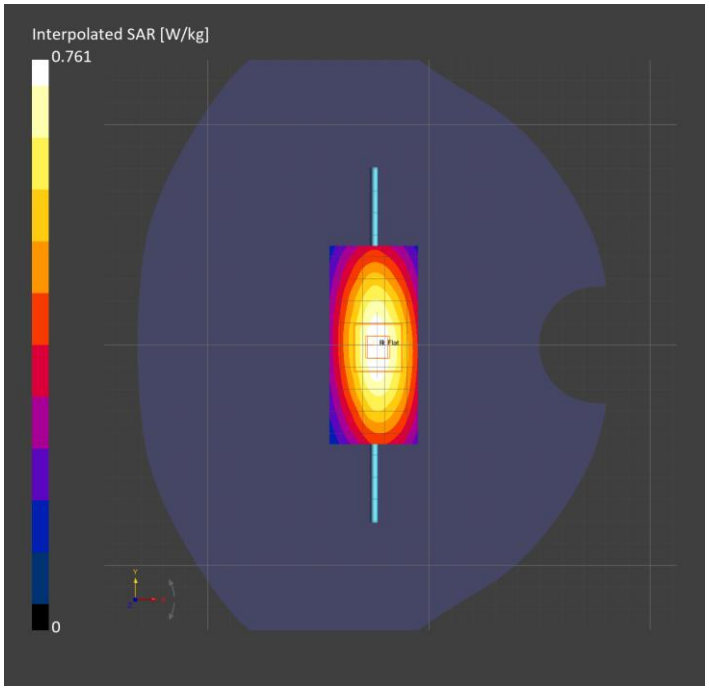

System Performance Check Report for D750V3 - SN1071

Exposure Conditions

Frequency [MHz] | Channel Number	750.000 | 0	**TSL Permittivity**	39.8
Group | UID	CW | 0-	**TSL Conductivity [S/m]**	0.858
Conversion Factor	9.6	**Phantom Section | TSL**	Flat | Head Simulating Liquid

Hardware Setup

Probe | Calibration Date	EX3DV4 - SN7974 | 2026-02-03	**Phantom**	Twin-SAM V8.0 (30deg probe tilt)
DAE | Calibration Date	DAE4ip Sn1936 | 2026-02-03	**TSL Type**	HBBL-600-10000
Software Version	17.0.4.7034		

Scans Setup

	Area Scan	**Zoom Scan**
Grid Extents [mm]	40.0 x 90.0	30.0 x 30.0 x 31.2
Grid Steps [mm]	10.0 x 15.0	6.0 x 6.0 x 1.5
Sensor Surface [mm]	3.0	1.4
Graded Grid	N/A	Yes
M2/M1 [> 30%]		86.1
Dist 3dB Peak [> Grid Steps Δx, Δy mm]		> 15.0

Measurement Results

	Area Scan	**Zoom Scan**
psSAR1g [W/Kg]	0.387	**0.392**
psSAR10g [W/Kg]	0.258	**0.259**
Power Drift [±0.2 dB]	0.00	0.01

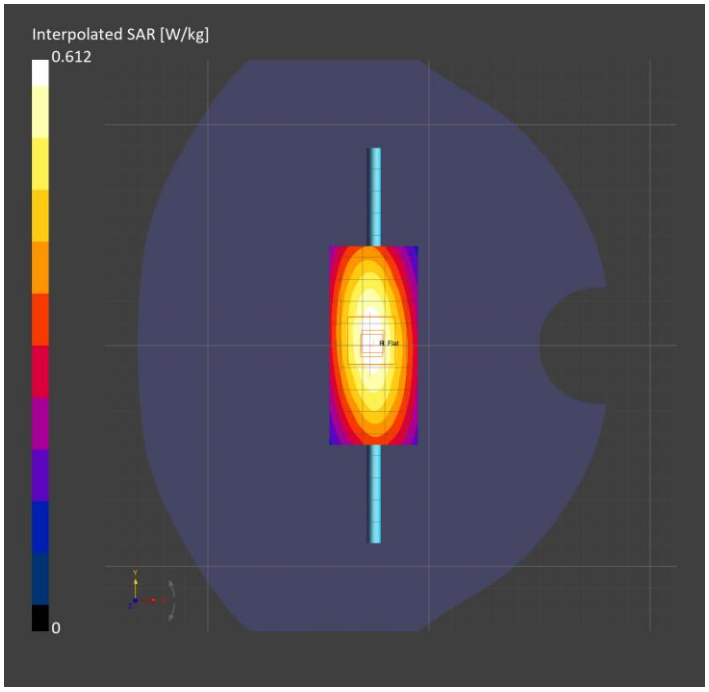

System Performance Check Report for D1900V2 - SN5d140

Exposure Conditions

Frequency [MHz] | Channel Number	1900.000 | 0	**TSL Permittivity**	38.1
Group | UID	CW | 0-	**TSL Conductivity [S/m]**	1.33
Conversion Factor	7.66	**Phantom Section | TSL**	Flat | Head Simulating Liquid

Hardware Setup

Probe | Calibration Date	EX3DV4 - SN7974 | 2026-02-03	**Phantom**	Twin-SAM V8.0 (30deg probe tilt)
DAE | Calibration Date	DAE4ip Sn1936 | 2026-02-03	**TSL Type**	HBBL-600-10000
Software Version	17.0.4.7034		

Scans Setup

	Area Scan	**Zoom Scan**
Grid Extents [mm]	40.0 x 90.0	30.0 x 30.0 x 31.2
Grid Steps [mm]	10.0 x 15.0	6.0 x 6.0 x 1.5
Sensor Surface [mm]	3.0	1.4
Graded Grid	N/A	Yes
M2/M1 [> 30%]		83.8
Dist 3dB Peak [> Grid Steps Δx, Δy mm]		10.8

Measurement Results

	Area Scan	**Zoom Scan**
psSAR1g [W/Kg]	3.91	**3.90**
psSAR10g [W/Kg]	2.05	**2.06**
Power Drift [±0.2 dB]	0.02	0.02

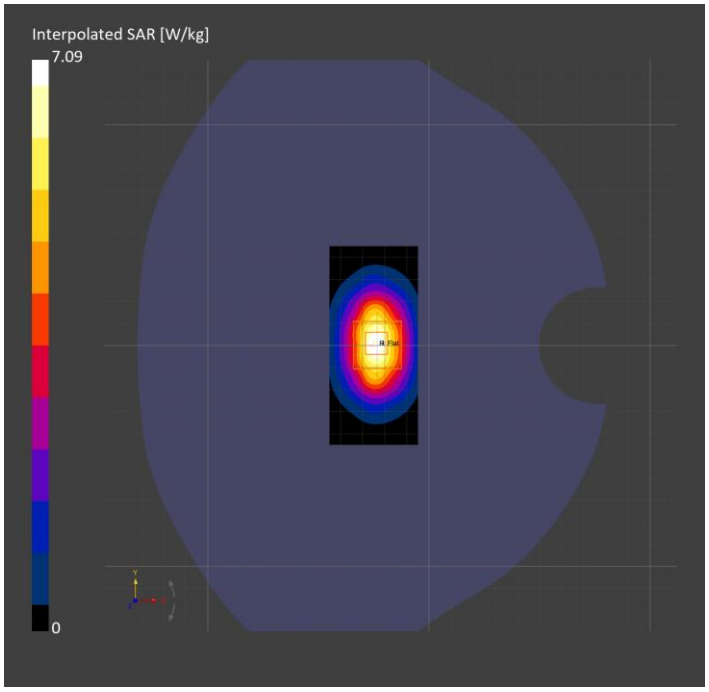

System Performance Check Report for D750V3 - SN1071

Exposure Conditions

Frequency [MHz] | Channel Number	750.000 | 0	**TSL Permittivity**	40.9
Group | UID	CW | 0-	**TSL Conductivity [S/m]**	0.865
Conversion Factor	9.91	**Phantom Section | TSL**	Flat | Head Simulating Liquid

Hardware Setup

Probe | Calibration Date	EX3DV4 - SN7913 | 2025-11-07	**Phantom**	Twin-SAM V8.0 (30deg probe tilt)
DAE | Calibration Date	DAE4 Sn509 | 2025-08-07	**TSL Type**	HBBL-600-10000
Software Version	17.0.4.7034		

Scans Setup

	Area Scan	**Zoom Scan**
Grid Extents [mm]	40.0 x 90.0	30.0 x 30.0 x 31.2
Grid Steps [mm]	10.0 x 15.0	6.0 x 6.0 x 1.5
Sensor Surface [mm]	3.0	1.4
Graded Grid	N/A	Yes
M2/M1 [> 30%]		89.4
Dist 3dB Peak [> Grid Steps Δx, Δy mm]		> 15.0

Measurement Results

	Area Scan	**Zoom Scan**
psSAR1g [W/Kg]	0.397	**0.396**
psSAR10g [W/Kg]	0.265	**0.263**
Power Drift [±0.2 dB]	-0.01	0.03

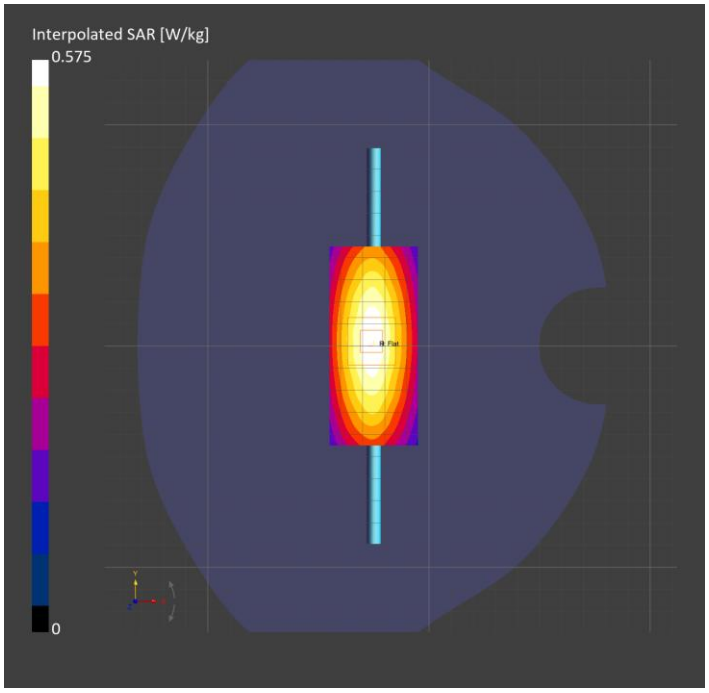

System Performance Check Report for D750V3 - SN1257

Exposure Conditions

Frequency [MHz] | Channel Number	750.000 | 0	**TSL Permittivity**	42.2
Group | UID	CW | 0-	**TSL Conductivity [S/m]**	0.861
Conversion Factor	9.91	**Phantom Section | TSL**	Flat | Head Simulating Liquid

Hardware Setup

Probe | Calibration Date	EX3DV4 - SN7913 | 2025-11-07	**Phantom**	Twin-SAM V8.0 (30deg probe tilt)
DAE | Calibration Date	DAE4 Sn509 | 2025-08-07	**TSL Type**	HBBL-600-10000
Software Version	17.0.4.7034		

Scans Setup

	Area Scan	**Zoom Scan**
Grid Extents [mm]	40.0 x 90.0	30.0 x 30.0 x 31.2
Grid Steps [mm]	10.0 x 15.0	6.0 x 6.0 x 1.5
Sensor Surface [mm]	3.0	1.4
Graded Grid	N/A	Yes
M2/M1 [> 30%]		89.1
Dist 3dB Peak [> Grid Steps Δx, Δy mm]		21.3

Measurement Results

	Area Scan	**Zoom Scan**
psSAR1g [W/Kg]	0.391	**0.392**
psSAR10g [W/Kg]	0.264	**0.260**
Power Drift [±0.2 dB]	0.01	0.02

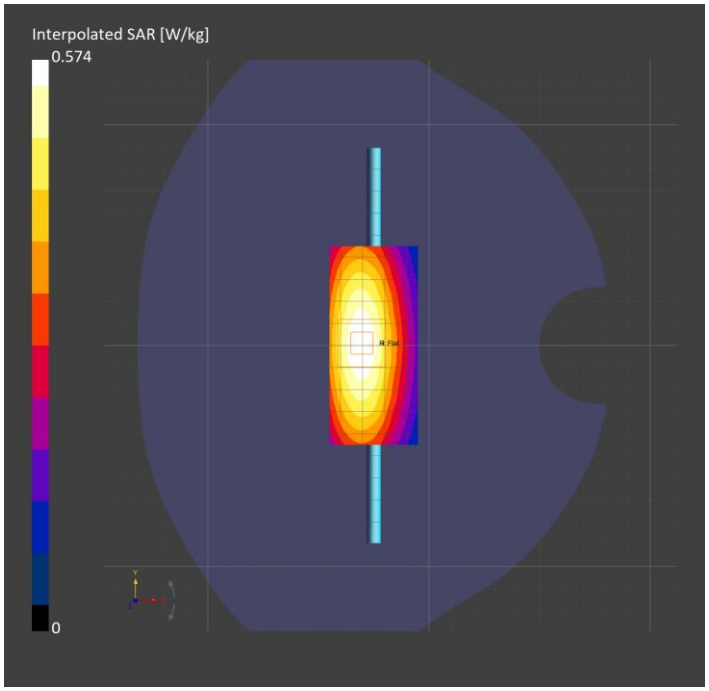

System Performance Check Report for D835V2 - SN4d117

Exposure Conditions

Frequency [MHz] | Channel Number	835.000 | 0	**TSL Permittivity**	42.0
Group | UID	CW | 0-	**TSL Conductivity [S/m]**	0.888
Conversion Factor	9.54	**Phantom Section | TSL**	Flat | Head Simulating Liquid

Hardware Setup

Probe | Calibration Date	EX3DV4 - SN7913 | 2025-11-07	**Phantom**	Twin-SAM V8.0 (30deg probe tilt)
DAE | Calibration Date	DAE4 Sn509 | 2025-08-07	**TSL Type**	HBBL-600-10000
Software Version	17.0.4.7034		

Scans Setup

	Area Scan	**Zoom Scan**
Grid Extents [mm]	40.0 x 90.0	30.0 x 30.0 x 31.2
Grid Steps [mm]	10.0 x 15.0	6.0 x 6.0 x 1.5
Sensor Surface [mm]	3.0	1.4
Graded Grid	N/A	Yes
M2/M1 [> 30%]		88.7
Dist 3dB Peak [> Grid Steps Δx, Δy mm]		17.8

Measurement Results

	Area Scan	**Zoom Scan**
psSAR1g [W/Kg]	0.474	**0.474**
psSAR10g [W/Kg]	0.315	**0.312**
Power Drift [±0.2 dB]	-0.01	0.02

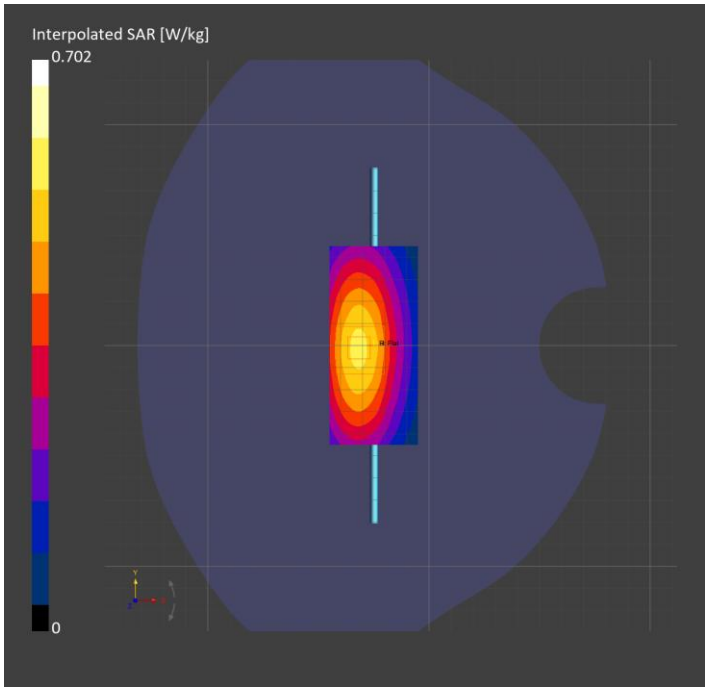

System Performance Check Report for D835V2 - SN4d002

Exposure Conditions

Frequency [MHz] | Channel Number	835.000 | 0	**TSL Permittivity**	39.4
Group | UID	CW | 0-	**TSL Conductivity [S/m]**	0.890
Conversion Factor	9.54	**Phantom Section | TSL**	Flat | Head Simulating Liquid

Hardware Setup

Probe | Calibration Date	EX3DV4 - SN7913 | 2025-11-07	**Phantom**	Twin-SAM V8.0 (30deg probe tilt)
DAE | Calibration Date	DAE4 Sn509 | 2025-08-07	**TSL Type**	HBBL-600-10000
Software Version	17.0.4.7034		

Scans Setup

	Area Scan	**Zoom Scan**
Grid Extents [mm]	40.0 x 90.0	30.0 x 30.0 x 31.2
Grid Steps [mm]	10.0 x 15.0	6.0 x 6.0 x 1.5
Sensor Surface [mm]	3.0	1.4
Graded Grid	N/A	Yes
M2/M1 [> 30%]		88.0
Dist 3dB Peak [> Grid Steps Δx, Δy mm]		> 15.0

Measurement Results

	Area Scan	**Zoom Scan**
psSAR1g [W/Kg]	0.439	**0.441**
psSAR10g [W/Kg]	0.290	**0.290**
Power Drift [±0.2 dB]	0.01	0.00

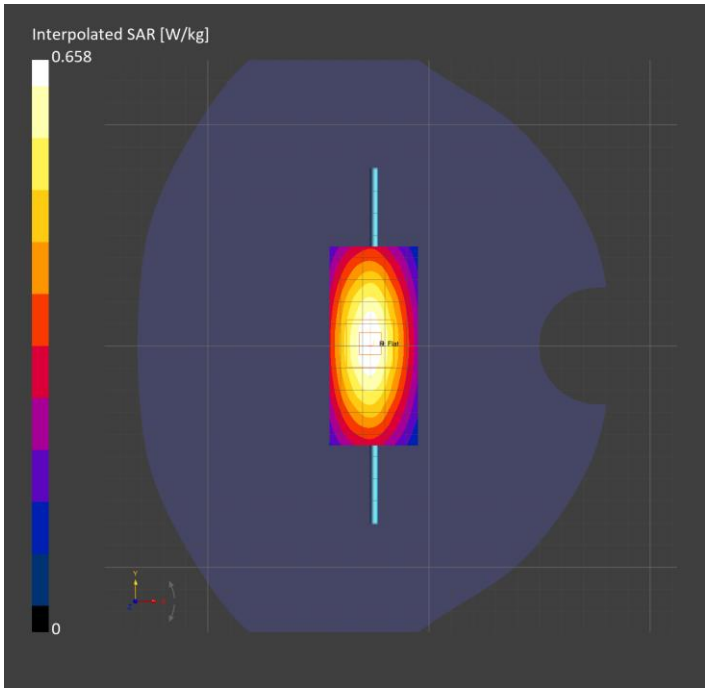

System Performance Check Report for D5GHzV2 - SN1168

Exposure Conditions

Frequency [MHz] | Channel Number	5600.000 | 0	**TSL Permittivity**	36.1
Group | UID	CW | 0-	**TSL Conductivity [S/m]**	4.81
Conversion Factor	4.81	**Phantom Section | TSL**	Flat | Head Simulating Liquid

Hardware Setup

Probe | Calibration Date	EX3DV4 - SN7820 | 2026-05-05	**Phantom**	Twin-SAM V8.0 (30deg probe tilt)
DAE | Calibration Date	DAE4 Sn1797 | 2026-04-27	**TSL Type**	HBBL-600-10000
Software Version	17.0.4.7034		

Scans Setup

	Area Scan	**Zoom Scan**
Grid Extents [mm]	40.0 x 80.0	32.0 x 32.0 x 22.9
Grid Steps [mm]	10.0 x 10.0	4.0 x 4.0 x 1.4
Sensor Surface [mm]	3.0	1.4
Graded Grid	N/A	Yes
M2/M1 [> 30%]		60.6
Dist 3dB Peak [> Grid Steps Δx, Δy mm]		7.2

Measurement Results

	Area Scan	**Zoom Scan**
psSAR1g [W/Kg]	3.95	**4.43**
psSAR10g [W/Kg]	1.14	**1.26**
Power Drift [±0.2 dB]	N/A	0.02

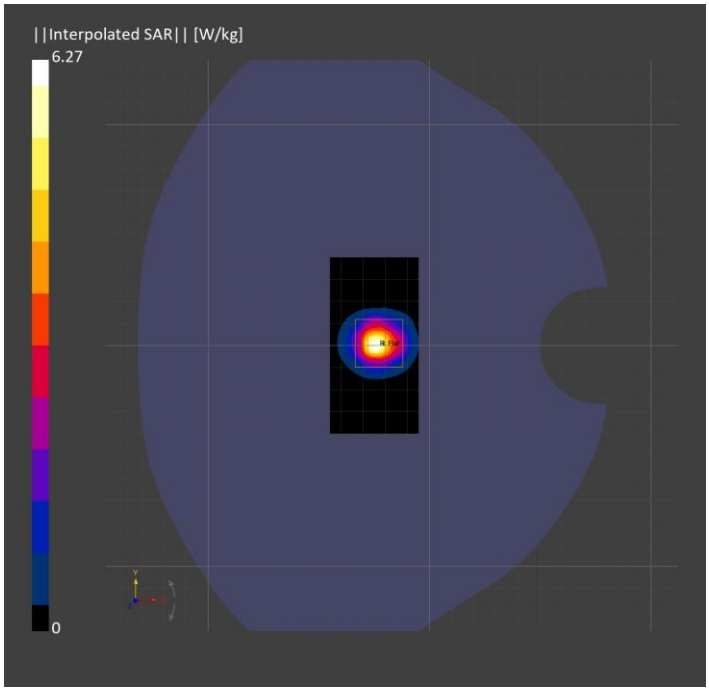

System Performance Check Report for D5GHzV2 - SN1138

Exposure Conditions

Frequency [MHz] | Channel Number	5600.000 | 0	**TSL Permittivity**	34.4
Group | UID	CW | 0-	**TSL Conductivity [S/m]**	4.75
Conversion Factor	4.81	**Phantom Section | TSL**	Flat | Head Simulating Liquid

Hardware Setup

Probe | Calibration Date	EX3DV4 - SN7820 | 2026-05-05	**Phantom**	Twin-SAM V8.0 (30deg probe tilt)
DAE | Calibration Date	DAE4 Sn1797 | 2026-04-27	**TSL Type**	HBBL-600-10000
Software Version	17.0.4.7034		

Scans Setup

	Area Scan	**Zoom Scan**
Grid Extents [mm]	40.0 x 80.0	32.0 x 32.0 x 22.9
Grid Steps [mm]	10.0 x 10.0	4.0 x 4.0 x 1.4
Sensor Surface [mm]	3.0	1.4
Graded Grid	N/A	Yes
M2/M1 [> 30%]		60.0
Dist 3dB Peak [> Grid Steps Δx, Δy mm]		7.2

Measurement Results

	Area Scan	**Zoom Scan**
psSAR1g [W/Kg]	3.37	**3.93**
psSAR10g [W/Kg]	0.969	**1.13**
Power Drift [±0.2 dB]	N/A	0.16

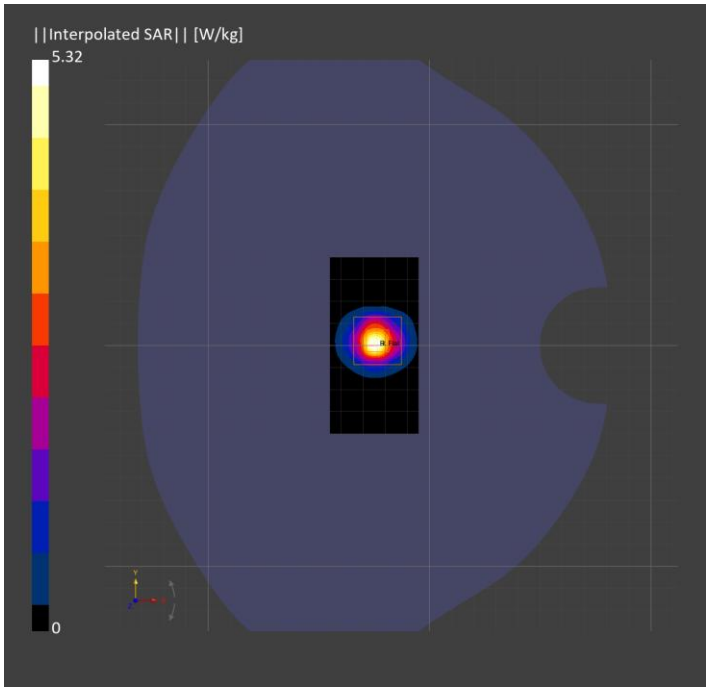

System Performance Check Report for D2450V2 - SN706

Exposure Conditions

Frequency [MHz] | Channel Number	2450.000 | 0	**TSL Permittivity**	39.6
Group | UID	CW | 0-	**TSL Conductivity [S/m]**	1.69
Conversion Factor	7.14	**Phantom Section | TSL**	Flat | Head Simulating Liquid

Hardware Setup

Probe | Calibration Date	EX3DV4 - SN7820 | 2026-05-05	**Phantom**	Twin-SAM V8.0 (30deg probe tilt)
DAE | Calibration Date	DAE4 Sn1797 | 2026-04-27	**TSL Type**	HBBL-600-10000
Software Version	17.0.4.7034		

Scans Setup

	Area Scan	**Zoom Scan**
Grid Extents [mm]	40.0 x 80.0	30.0 x 30.0 x 31.2
Grid Steps [mm]	10.0 x 10.0	5.0 x 5.0 x 1.5
Sensor Surface [mm]	3.0	1.4
Graded Grid	N/A	Yes
M2/M1 [> 30%]		81.8
Dist 3dB Peak [> Grid Steps Δx, Δy mm]		9.0

Measurement Results

	Area Scan	**Zoom Scan**
psSAR1g [W/Kg]	2.33	**2.36**
psSAR10g [W/Kg]	1.09	**1.12**
Power Drift [±0.2 dB]	N/A	0.00

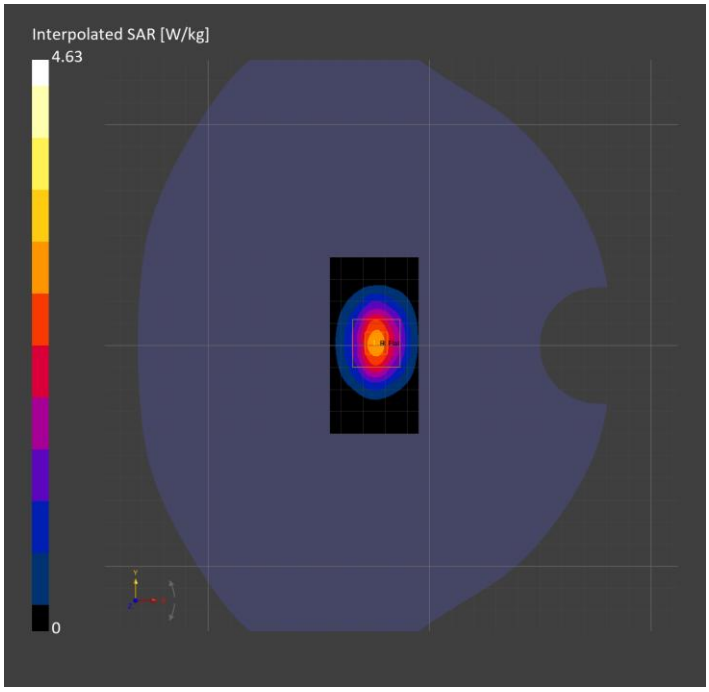

System Performance Check Report for D2450V2 - SN748

Exposure Conditions

Frequency [MHz] | Channel Number	2450.000 | 0	**TSL Permittivity**	40.0
Group | UID	CW | 0-	**TSL Conductivity [S/m]**	1.71
Conversion Factor	7.14	**Phantom Section | TSL**	Flat | Head Simulating Liquid

Hardware Setup

Probe | Calibration Date	EX3DV4 - SN7820 | 2026-05-05	**Phantom**	Twin-SAM V8.0 (30deg probe tilt)
DAE | Calibration Date	DAE4 Sn1797 | 2026-04-27	**TSL Type**	HBBL-600-10000
Software Version	17.0.4.7034		

Scans Setup

	Area Scan	**Zoom Scan**
Grid Extents [mm]	40.0 x 80.0	30.0 x 30.0 x 31.2
Grid Steps [mm]	10.0 x 10.0	5.0 x 5.0 x 1.5
Sensor Surface [mm]	3.0	1.4
Graded Grid	N/A	Yes
M2/M1 [> 30%]		81.6
Dist 3dB Peak [> Grid Steps Δx, Δy mm]		9.0

Measurement Results

	Area Scan	**Zoom Scan**
psSAR1g [W/Kg]	2.31	**2.34**
psSAR10g [W/Kg]	1.08	**1.12**
Power Drift [±0.2 dB]	N/A	0.02

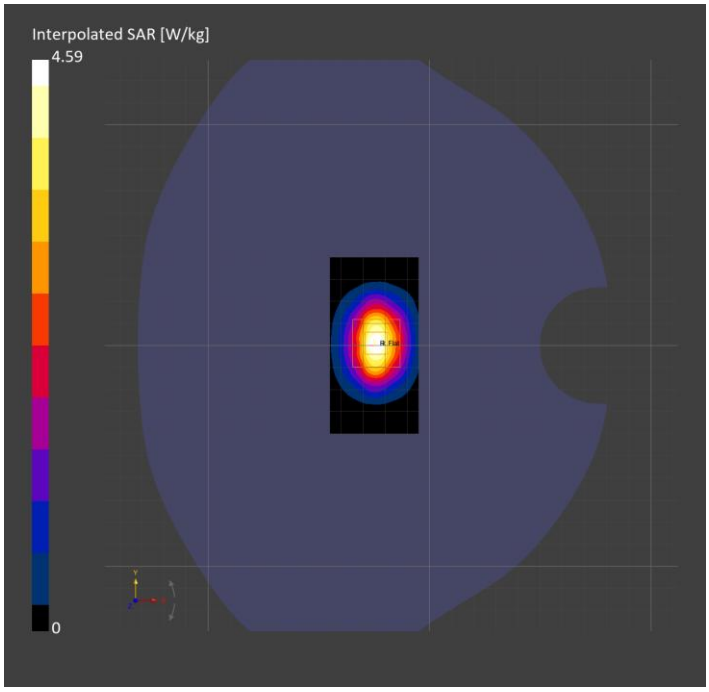

System Performance Check Report for D3700V2 - SN1099

Exposure Conditions

Frequency [MHz] | Channel Number	3700.000 | 0	**TSL Permittivity**	39.2
Group | UID	CW | 0-	**TSL Conductivity [S/m]**	2.92
Conversion Factor	6.31	**Phantom Section | TSL**	Flat | Head Simulating Liquid

Hardware Setup

Probe | Calibration Date	EX3DV4 - SN3992 | 2025-09-02	**Phantom**	Twin-SAM V5.0 (30deg probe tilt)
DAE | Calibration Date	DAE4ip Sn1655 | 2025-08-27	**TSL Type**	DAKS 3.5 Head 20 deg.C 2026-Jun-22 13_54_57
Software Version	17.0.4.7034		

Scans Setup

	Area Scan	**Zoom Scan**
Grid Extents [mm]	40.0 x 80.0	30.0 x 30.0 x 29.1
Grid Steps [mm]	10.0 x 10.0	5.0 x 5.0 x 1.4
Sensor Surface [mm]	3.0	1.4
Graded Grid	N/A	Yes
M2/M1 [> 30%]		76.3
Dist 3dB Peak [> Grid Steps Δx, Δy mm]		7.0

Measurement Results

	Area Scan	**Zoom Scan**
psSAR1g [W/Kg]	5.82	**6.03**
psSAR10g [W/Kg]	2.13	**2.25**
Power Drift [±0.2 dB]	-0.16	-0.17

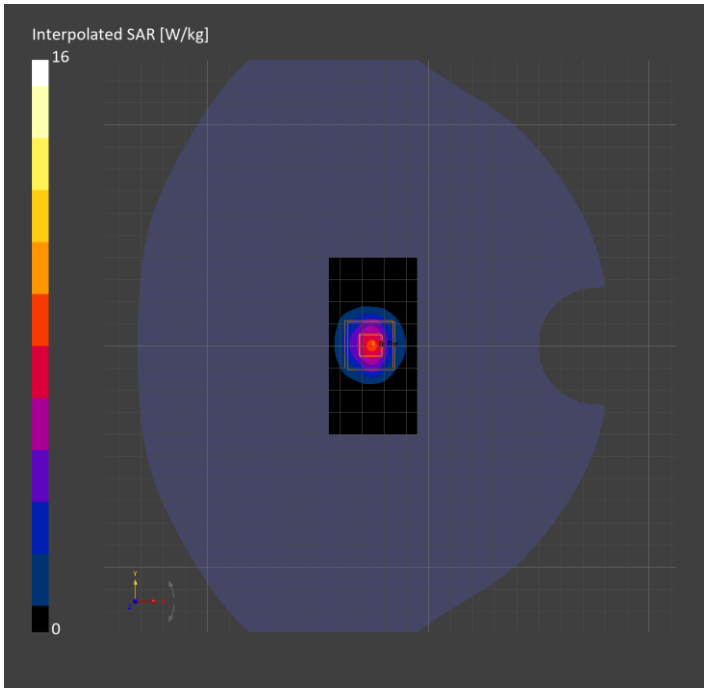

System Performance Check Report for D3900V2 - SN1053

Exposure Conditions

Frequency [MHz] | Channel Number	3900.000 | 0	**TSL Permittivity**	38.9
Group | UID	CW | 0-	**TSL Conductivity [S/m]**	3.12
Conversion Factor	6.24	**Phantom Section | TSL**	Flat | Head Simulating Liquid

Hardware Setup

Probe | Calibration Date	EX3DV4 - SN3992 | 2025-09-02	**Phantom**	Twin-SAM V5.0 (30deg probe tilt)
DAE | Calibration Date	DAE4ip Sn1655 | 2025-08-27	**TSL Type**	DAKS 3.5 Head 20 deg.C 2026-Jun-22 13_54_57
Software Version	17.0.4.7034		

Scans Setup

	Area Scan	**Zoom Scan**
Grid Extents [mm]	40.0 x 80.0	30.0 x 30.0 x 29.1
Grid Steps [mm]	10.0 x 10.0	5.0 x 5.0 x 1.4
Sensor Surface [mm]	3.0	1.4
Graded Grid	N/A	Yes
M2/M1 [> 30%]		73.7
Dist 3dB Peak [> Grid Steps Δx, Δy mm]		8.0

Measurement Results

	Area Scan	**Zoom Scan**
psSAR1g [W/Kg]	5.95	**6.20**
psSAR10g [W/Kg]	2.10	**2.20**
Power Drift [±0.2 dB]	-0.11	-0.17

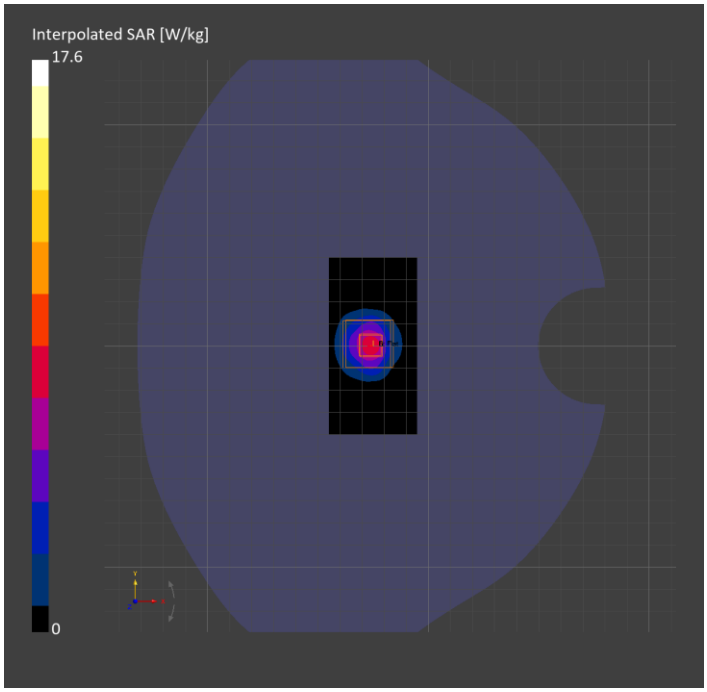

System Performance Check Report for D2600V2 - SN1183

Exposure Conditions

Frequency [MHz] | Channel Number	2600.000 | 0	**TSL Permittivity**	42.0
Group | UID	CW | 0-	**TSL Conductivity [S/m]**	1.95
Conversion Factor	6.55	**Phantom Section | TSL**	Flat | Head Simulating Liquid

Hardware Setup

Probe | Calibration Date	EX3DV4 - SN3992 | 2025-09-02	**Phantom**	Twin-SAM V5.0 (30deg probe tilt)
DAE | Calibration Date	DAE4ip Sn1655 | 2025-08-27	**TSL Type**	DAKS 3.5 Head 21.8 deg.C 2026-Jul-06 10_12_51
Software Version	17.0.4.7034		

Scans Setup

	Area Scan	Zoom Scan
Grid Extents [mm]	40.0 x 80.0	30.0 x 30.0 x 31.2
Grid Steps [mm]	10.0 x 10.0	5.0 x 5.0 x 1.5
Sensor Surface [mm]	3.0	1.4
Graded Grid	N/A	Yes
M2/M1 [> 30%]		80.9
Dist 3dB Peak [> Grid Steps Δx, Δy mm]		8.0

Measurement Results

	Area Scan	Zoom Scan
psSAR1g [W/Kg]	6.12	**6.03**
psSAR10g [W/Kg]	2.72	**2.76**
Power Drift [±0.2 dB]	-0.11	-0.15

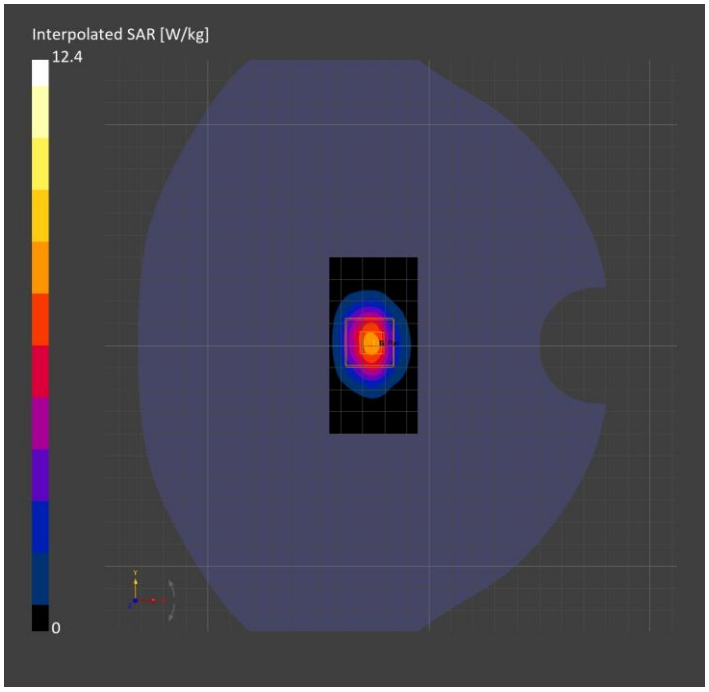

System Performance Check Report for D2300V2 - SN1051

Exposure Conditions

Frequency [MHz] | Channel Number	2300.000 | 0	**TSL Permittivity**	41.4
Group | UID	CW | 0-	**TSL Conductivity [S/m]**	1.73
Conversion Factor	6.84	**Phantom Section | TSL**	Flat | Head Simulating Liquid

Hardware Setup

Probe | Calibration Date	EX3DV4 - SN3992 | 2025-09-02	**Phantom**	Twin-SAM V5.0 (30deg probe tilt)
DAE | Calibration Date	DAE4ip Sn1655 | 2025-08-27	**TSL Type**	DAKS 3.5 Head 21.7 deg.C 2026-Jul-09 19_41_55
Software Version	17.0.4.7034		

Scans Setup

	Area Scan	**Zoom Scan**
Grid Extents [mm]	40.0 x 80.0	30.0 x 30.0 x 31.2
Grid Steps [mm]	10.0 x 10.0	5.0 x 5.0 x 1.5
Sensor Surface [mm]	3.0	1.4
Graded Grid	N/A	Yes
M2/M1 [> 30%]		82.2
Dist 3dB Peak [> Grid Steps Δx, Δy mm]		8.0

Measurement Results

	Area Scan	**Zoom Scan**
psSAR1g [W/Kg]	2.79	**2.67**
psSAR10g [W/Kg]	1.35	**1.30**
Power Drift [±0.2 dB]	0.00	0.01

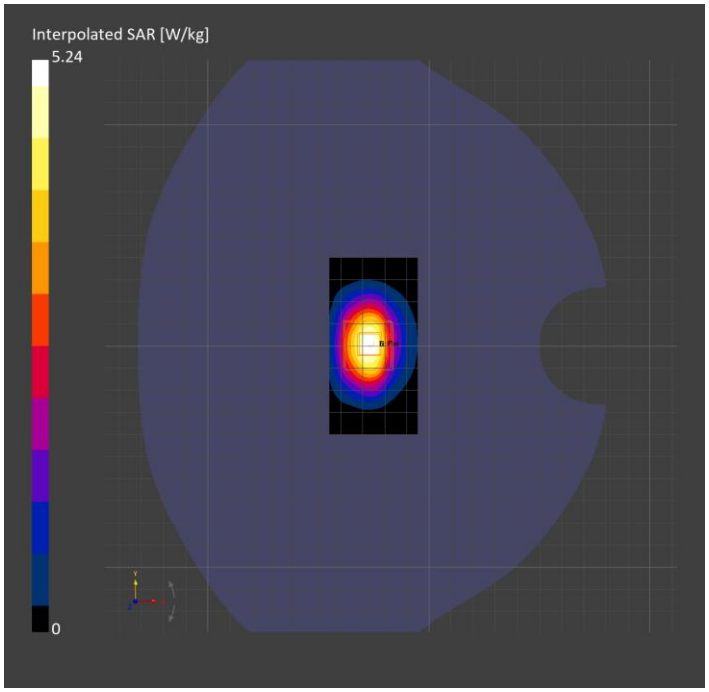

System Performance Check Report for D3500V2 - SN1038

Exposure Conditions

Frequency [MHz] | Channel Number	3500.000 | 0	**TSL Permittivity**	40.1
Group | UID	CW | 0-	**TSL Conductivity [S/m]**	2.72
Conversion Factor	6.34	**Phantom Section | TSL**	Flat | Head Simulating Liquid

Hardware Setup

Probe | Calibration Date	EX3DV4 - SN3992 | 2025-09-02	**Phantom**	Twin-SAM V5.0 (30deg probe tilt)
DAE | Calibration Date	DAE4ip Sn1655 | 2025-08-27	**TSL Type**	DAKS 3.5 Head 20.5 deg.C 2026-Jul-13 13_17_39
Software Version	17.0.4.7034		

Scans Setup

	Area Scan	**Zoom Scan**
Grid Extents [mm]	40.0 x 80.0	30.0 x 30.0 x 29.1
Grid Steps [mm]	10.0 x 10.0	5.0 x 5.0 x 1.4
Sensor Surface [mm]	3.0	1.4
Graded Grid	N/A	Yes
M2/M1 [> 30%]		76.8
Dist 3dB Peak [> Grid Steps Δx, Δy mm]		8.0

Measurement Results

	Area Scan	**Zoom Scan**
psSAR1g [W/Kg]	5.57	**5.82**
psSAR10g [W/Kg]	2.11	**2.27**
Power Drift [±0.2 dB]	-0.05	-0.14

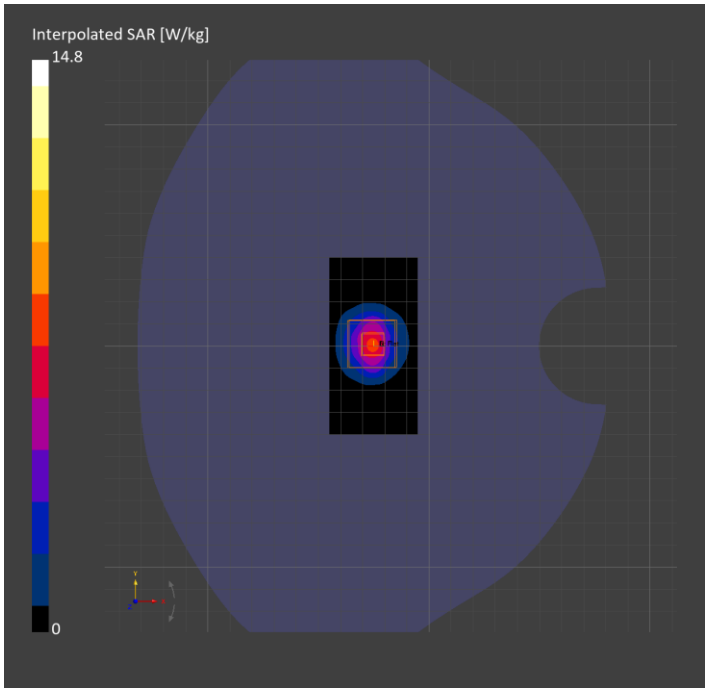

System Performance Check Report for D2600V2 - SN1183

Exposure Conditions

Frequency [MHz] | Channel Number	2600.000 | 0	**TSL Permittivity**	38.6
Group | UID	CW | 0-	**TSL Conductivity [S/m]**	1.89
Conversion Factor	7.02	**Phantom Section | TSL**	Flat | Head Simulating Liquid

Hardware Setup

Probe | Calibration Date	EX3DV4 - SN3988 | 2025-08-29	**Phantom**	Twin-SAM V5.0 (30deg probe tilt)
DAE | Calibration Date	DAE4ip Sn1765 | 2025-08-11	**TSL Type**	HBBL-600-10000
Software Version	17.0.4.7034		

Scans Setup

	Area Scan	**Zoom Scan**
Grid Extents [mm]	40.0 x 80.0	30.0 x 30.0 x 31.2
Grid Steps [mm]	10.0 x 10.0	5.0 x 5.0 x 1.5
Sensor Surface [mm]	3.0	1.4
Graded Grid	N/A	Yes
M2/M1 [> 30%]		76.8
Dist 3dB Peak [> Grid Steps Δx, Δy mm]		9.0

Measurement Results

	Area Scan	**Zoom Scan**
psSAR1g [W/Kg]	2.51	**2.58**
psSAR10g [W/Kg]	1.12	**1.17**
Power Drift [±0.2 dB]	-0.23	-0.11

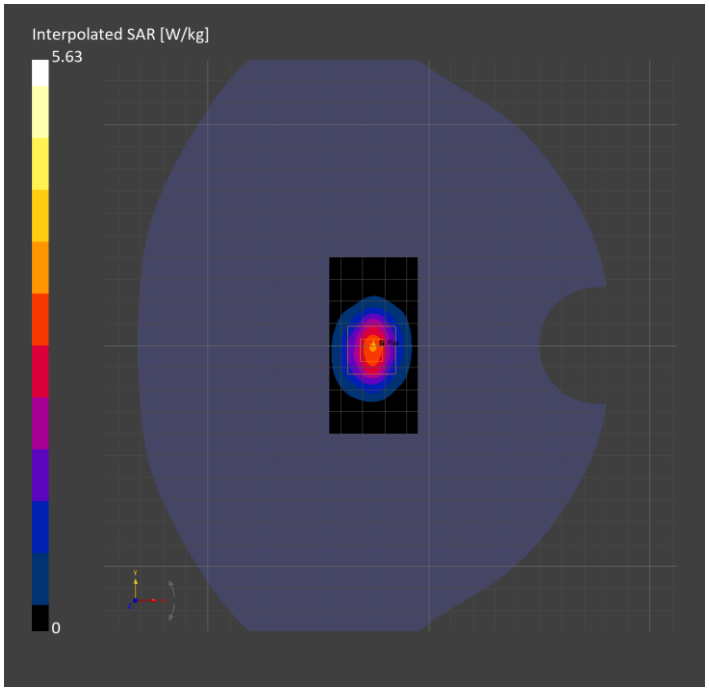

System Performance Check Report for D2300V2 - SN1051

Exposure Conditions

Frequency [MHz] | Channel Number	2300.000 | 0	**TSL Permittivity**	41.5
Group | UID	CW | 0-	**TSL Conductivity [S/m]**	1.65
Conversion Factor	7.29	**Phantom Section | TSL**	Flat | Head Simulating Liquid

Hardware Setup

Probe | Calibration Date	EX3DV4 - SN3988 | 2025-08-29	**Phantom**	Twin-SAM V5.0 (30deg probe tilt)
DAE | Calibration Date	DAE4ip Sn1765 | 2025-08-11	**TSL Type**	HBBL-600-10000
Software Version	17.0.4.7034		

Scans Setup

	Area Scan	**Zoom Scan**
Grid Extents [mm]	40.0 x 80.0	30.0 x 30.0 x 31.2
Grid Steps [mm]	10.0 x 10.0	5.0 x 5.0 x 1.5
Sensor Surface [mm]	3.0	1.4
Graded Grid	N/A	Yes
M2/M1 [> 30%]		82.5
Dist 3dB Peak [> Grid Steps Δx, Δy mm]		9.9

Measurement Results

	Area Scan	**Zoom Scan**
psSAR1g [W/Kg]	4.33	**4.47**
psSAR10g [W/Kg]	2.08	**2.22**
Power Drift [±0.2 dB]	-0.03	-0.13

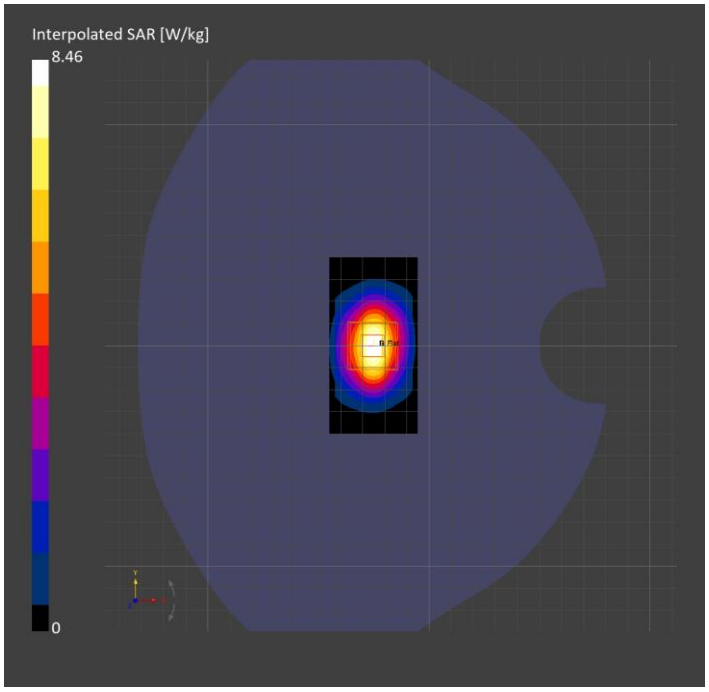

System Performance Check Report for D3700V2 - SN1099

Exposure Conditions

Frequency [MHz] | Channel Number	3700.000 | 0	**TSL Permittivity**	39.4
Group | UID	CW | 0-	**TSL Conductivity [S/m]**	2.95
Conversion Factor	6.18	**Phantom Section | TSL**	Flat | Head Simulating Liquid

Hardware Setup

Probe | Calibration Date	EX3DV4 - SN3756 | 2025-09-02	**Phantom**	Twin-SAM V8.0 (30deg probe tilt)
DAE | Calibration Date	DAE4ip Sn1608 | 2025-08-19	**TSL Type**	DAKS 3.5 Head 21.7 deg.C 2026-Jun-22 16_50_00
Software Version	17.0.4.7034		

Scans Setup

	Area Scan	Zoom Scan
Grid Extents [mm]	40.0 x 80.0	30.0 x 30.0 x 29.1
Grid Steps [mm]	10.0 x 10.0	5.0 x 5.0 x 1.4
Sensor Surface [mm]	3.0	1.4
Graded Grid	N/A	Yes
M2/M1 [> 30%]		76.9
Dist 3dB Peak [> Grid Steps Δx, Δy mm]		8.0

Measurement Results

	Area Scan	Zoom Scan
psSAR1g [W/Kg]	5.91	**6.09**
psSAR10g [W/Kg]	2.18	**2.32**
Power Drift [±0.2 dB]	-0.03	-0.07

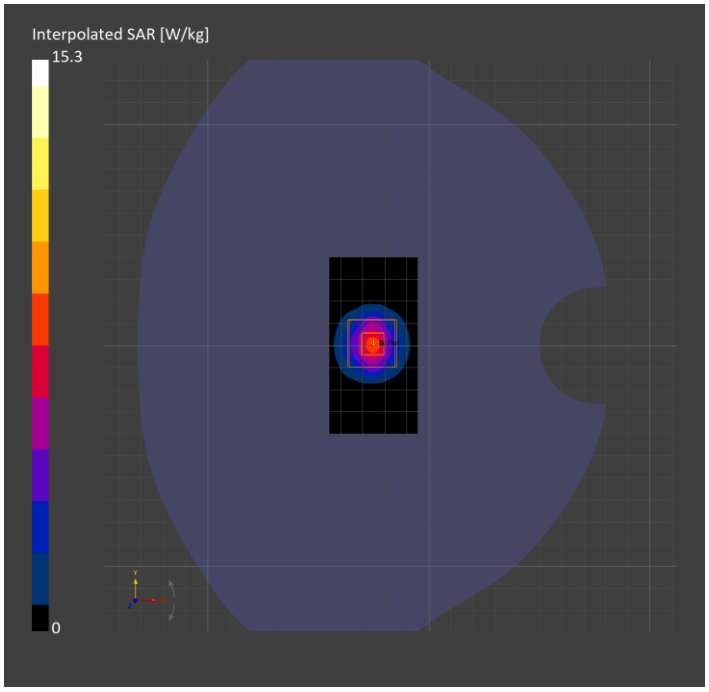

System Performance Check Report for D2600V2 - SN1183

Exposure Conditions

Frequency [MHz] | Channel Number	2600.000 | 0	**TSL Permittivity**	42.1
Group | UID	CW | 0-	**TSL Conductivity [S/m]**	1.98
Conversion Factor	6.63	**Phantom Section | TSL**	Flat | Head Simulating Liquid

Hardware Setup

Probe | Calibration Date	EX3DV4 - SN3756 | 2025-09-02	**Phantom**	Twin-SAM V8.0 (30deg probe tilt)
DAE | Calibration Date	DAE4ip Sn1608 | 2025-08-19	**TSL Type**	DAKS 3.5 Head 22.1 deg.C 2026-Jun-29 14_53_06
Software Version	17.0.4.7034		

Scans Setup

	Area Scan	**Zoom Scan**
Grid Extents [mm]	40.0 x 80.0	30.0 x 30.0 x 31.2
Grid Steps [mm]	10.0 x 10.0	5.0 x 5.0 x 1.5
Sensor Surface [mm]	3.0	1.4
Graded Grid	N/A	Yes
M2/M1 [> 30%]		81.0
Dist 3dB Peak [> Grid Steps Δx, Δy mm]		9.0

Measurement Results

	Area Scan	**Zoom Scan**
psSAR1g [W/Kg]	5.80	**5.88**
psSAR10g [W/Kg]	2.62	**2.72**
Power Drift [±0.2 dB]	-0.10	-0.01

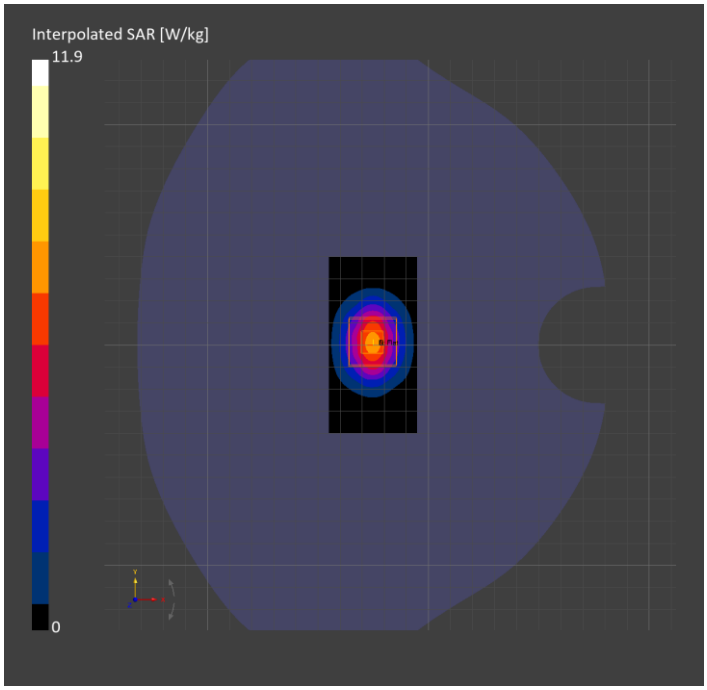

System Performance Check Report for D2300V2 - SN1051

Exposure Conditions

Frequency [MHz] | Channel Number	2300.000 | 0	**TSL Permittivity**	41.7
Group | UID	CW | 0-	**TSL Conductivity [S/m]**	1.70
Conversion Factor	6.89	**Phantom Section | TSL**	Flat | Head Simulating Liquid

Hardware Setup

Probe | Calibration Date	EX3DV4 - SN3756 | 2025-09-02	**Phantom**	Twin-SAM V8.0 (30deg probe tilt)
DAE | Calibration Date	DAE4ip Sn1608 | 2025-08-19	**TSL Type**	DAKS 3.5 Head 22.2 deg.C 2026-Jul-07 12_44_41
Software Version	17.0.4.7034		

Scans Setup

	Area Scan	**Zoom Scan**
Grid Extents [mm]	40.0 x 80.0	30.0 x 30.0 x 31.2
Grid Steps [mm]	10.0 x 10.0	5.0 x 5.0 x 1.5
Sensor Surface [mm]	3.0	1.4
Graded Grid	N/A	Yes
M2/M1 [> 30%]		83.3
Dist 3dB Peak [> Grid Steps Δx, Δy mm]		9.5

Measurement Results

	Area Scan	**Zoom Scan**
psSAR1g [W/Kg]	2.20	**2.23**
psSAR10g [W/Kg]	1.07	**1.11**
Power Drift [±0.2 dB]	-0.04	0.03

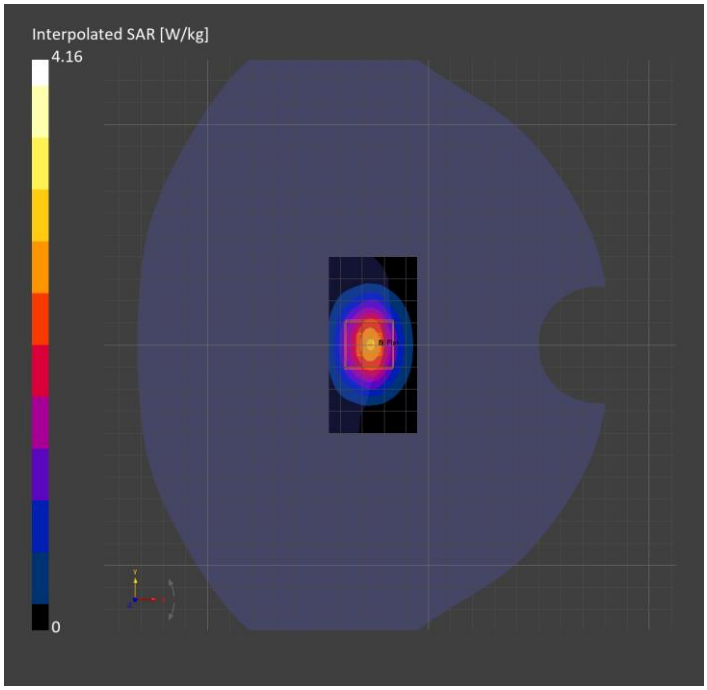

System Performance Check Report for D3500V2 - SN1038

Exposure Conditions

Frequency [MHz] | Channel Number	3500.000 | 0	**TSL Permittivity**	40.4
Group | UID	CW | 0-	**TSL Conductivity [S/m]**	2.73
Conversion Factor	6.21	**Phantom Section | TSL**	Flat | Head Simulating Liquid

Hardware Setup

Probe | Calibration Date	EX3DV4 - SN3756 | 2025-09-02	**Phantom**	Twin-SAM V8.0 (30deg probe tilt)
DAE | Calibration Date	DAE4ip Sn1608 | 2025-08-19	**TSL Type**	DAKS 3.5 Head 21 deg.C 2026-Jul-18 10_58_19
Software Version	17.0.4.7034		

Scans Setup

	Area Scan	**Zoom Scan**
Grid Extents [mm]	40.0 x 80.0	30.0 x 30.0 x 29.1
Grid Steps [mm]	10.0 x 10.0	5.0 x 5.0 x 1.4
Sensor Surface [mm]	3.0	1.4
Graded Grid	N/A	Yes
M2/M1 [> 30%]		78.3
Dist 3dB Peak [> Grid Steps Δx, Δy mm]		8.0

Measurement Results

	Area Scan	**Zoom Scan**
psSAR1g [W/Kg]	5.72	**5.88**
psSAR10g [W/Kg]	2.18	**2.32**
Power Drift [±0.2 dB]	-0.02	-0.06

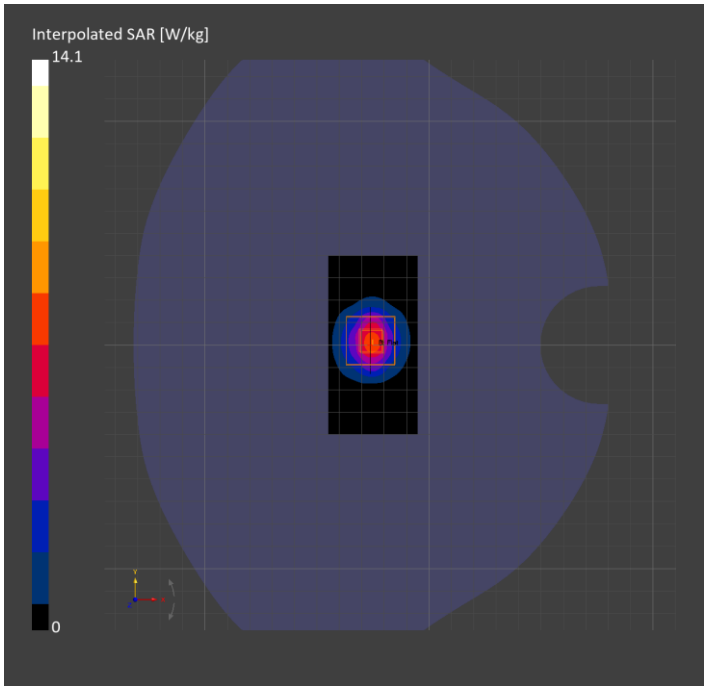

System Performance Check Report for D3900V2 - SN1053

Exposure Conditions

Frequency [MHz] | Channel Number	3900.000 | 0	**TSL Permittivity**	39.8
Group | UID	CW | 0-	**TSL Conductivity [S/m]**	3.11
Conversion Factor	6.12	**Phantom Section | TSL**	Flat | Head Simulating Liquid

Hardware Setup

Probe | Calibration Date	EX3DV4 - SN3756 | 2025-09-02	**Phantom**	Twin-SAM V8.0 (30deg probe tilt)
DAE | Calibration Date	DAE4ip Sn1608 | 2025-08-19	**TSL Type**	DAKS 3.5 Head 21 deg.C 2026-Jul-18 10_58_19
Software Version	17.0.4.7034		

Scans Setup

	Area Scan	**Zoom Scan**
Grid Extents [mm]	40.0 x 80.0	30.0 x 30.0 x 29.1
Grid Steps [mm]	10.0 x 10.0	5.0 x 5.0 x 1.4
Sensor Surface [mm]	3.0	1.4
Graded Grid	N/A	Yes
M2/M1 [> 30%]		75.4
Dist 3dB Peak [> Grid Steps Δx, Δy mm]		8.0

Measurement Results

	Area Scan	**Zoom Scan**
psSAR1g [W/Kg]	5.88	**6.12**
psSAR10g [W/Kg]	2.06	**2.22**
Power Drift [±0.2 dB]	-0.02	-0.07

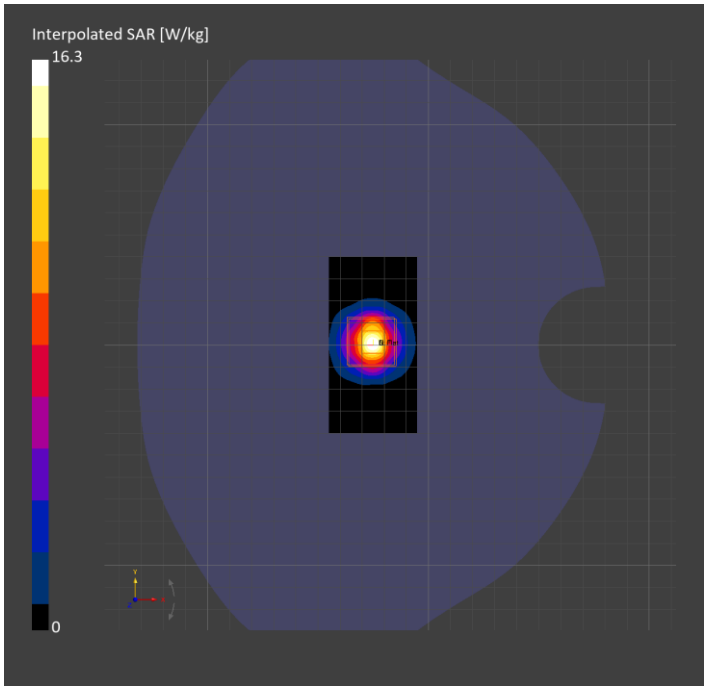

System Performance Check Report for D2600V2 - SN1183

Exposure Conditions

Frequency [MHz] | Channel Number	2600.000 | 0	**TSL Permittivity**	39.0
Group | UID	CW | 0-	**TSL Conductivity [S/m]**	1.89
Conversion Factor	6.92	**Phantom Section | TSL**	Flat | Head Simulating Liquid

Hardware Setup

Probe | Calibration Date	EX3DV4 - SN7578 | 2025-08-29	**Phantom**	Twin-SAM V8.0 (30deg probe tilt)
DAE | Calibration Date	DAE4ip Sn1767 | 2025-08-19	**TSL Type**	DAKS 3.5 Head 20.6 deg.C 2026-Jun-19 09_48_14
Software Version	17.0.4.7034		

Scans Setup

	Area Scan	**Zoom Scan**
Grid Extents [mm]	40.0 x 80.0	30.0 x 30.0 x 31.2
Grid Steps [mm]	10.0 x 10.0	5.0 x 5.0 x 1.5
Sensor Surface [mm]	3.0	1.4
Graded Grid	N/A	Yes
M2/M1 [> 30%]		80.3
Dist 3dB Peak [> Grid Steps Δx, Δy mm]		9.0

Measurement Results

	Area Scan	**Zoom Scan**
psSAR1g [W/Kg]	2.38	**2.55**
psSAR10g [W/Kg]	1.07	**1.20**
Power Drift [±0.2 dB]	-0.07	-0.04

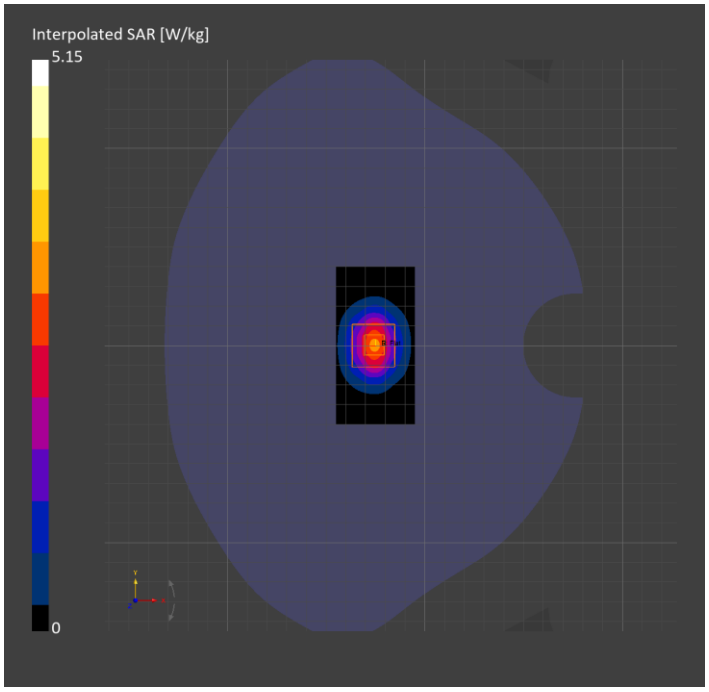

System Performance Check Report for D2300V2 - SN1051

Exposure Conditions

Frequency [MHz] | Channel Number	2300.000 | 0	**TSL Permittivity**	41.0
Group | UID	CW | 0-	**TSL Conductivity [S/m]**	1.65
Conversion Factor	7.02	**Phantom Section | TSL**	Flat | Head Simulating Liquid

Hardware Setup

Probe | Calibration Date	EX3DV4 - SN7578 | 2025-08-29	**Phantom**	Twin-SAM V8.0 (30deg probe tilt)
DAE | Calibration Date	DAE4ip Sn1767 | 2025-08-19	**TSL Type**	DAKS 3.5 Head 22.1 deg.C 2026-Jun-29 11_28_46
Software Version	17.0.4.7034		

Scans Setup

	Area Scan	**Zoom Scan**
Grid Extents [mm]	40.0 x 80.0	30.0 x 30.0 x 31.2
Grid Steps [mm]	10.0 x 10.0	5.0 x 5.0 x 1.5
Sensor Surface [mm]	3.0	1.4
Graded Grid	N/A	Yes
M2/M1 [> 30%]		84.2
Dist 3dB Peak [> Grid Steps Δx, Δy mm]		9.3

Measurement Results

	Area Scan	**Zoom Scan**
psSAR1g [W/Kg]	4.18	**4.44**
psSAR10g [W/Kg]	2.01	**2.24**
Power Drift [±0.2 dB]	0.01	-0.18

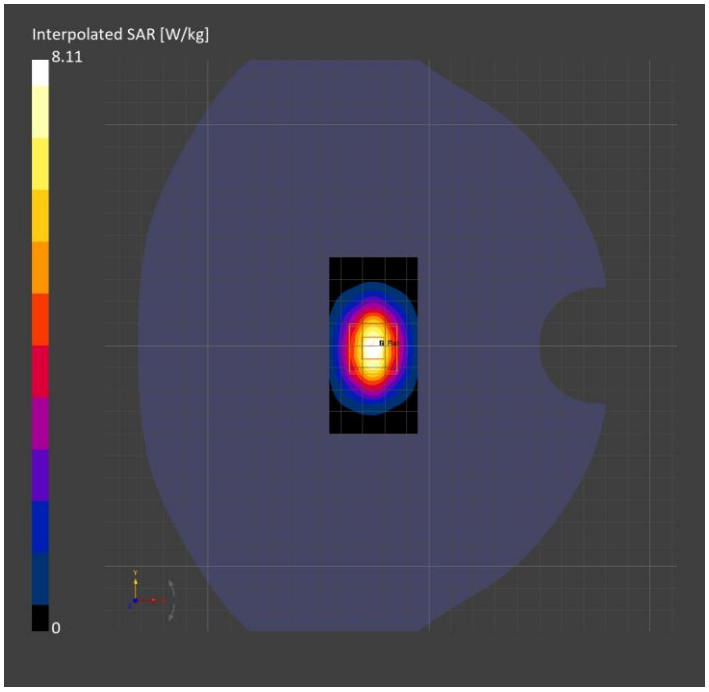

System Performance Check Report for D3500V2 - SN1038

Exposure Conditions

Frequency [MHz] | Channel Number	3500.000 | 0	**TSL Permittivity**	38.1
Group | UID	CW | 0-	**TSL Conductivity [S/m]**	2.75
Conversion Factor	6.55	**Phantom Section | TSL**	Flat | Head Simulating Liquid

Hardware Setup

Probe | Calibration Date	EX3DV4 - SN7578 | 2025-08-29	**Phantom**	Twin-SAM V8.0 (30deg probe tilt)
DAE | Calibration Date	DAE4ip Sn1617 | 2026-02-10	**TSL Type**	DAKS 3.5 Head 19.9 deg.C 2026-Jul-20 16_27_48
Software Version	17.0.4.7034		

Scans Setup

	Area Scan	Zoom Scan
Grid Extents [mm]	40.0 x 80.0	30.0 x 30.0 x 29.1
Grid Steps [mm]	10.0 x 10.0	5.0 x 5.0 x 1.4
Sensor Surface [mm]	3.0	1.4
Graded Grid	N/A	Yes
M2/M1 [> 30%]		77.6
Dist 3dB Peak [> Grid Steps Δx, Δy mm]		8.0

Measurement Results

	Area Scan	Zoom Scan
psSAR1g [W/Kg]	5.47	**5.87**
psSAR10g [W/Kg]	2.09	**2.33**
Power Drift [±0.2 dB]	-0.05	-0.04

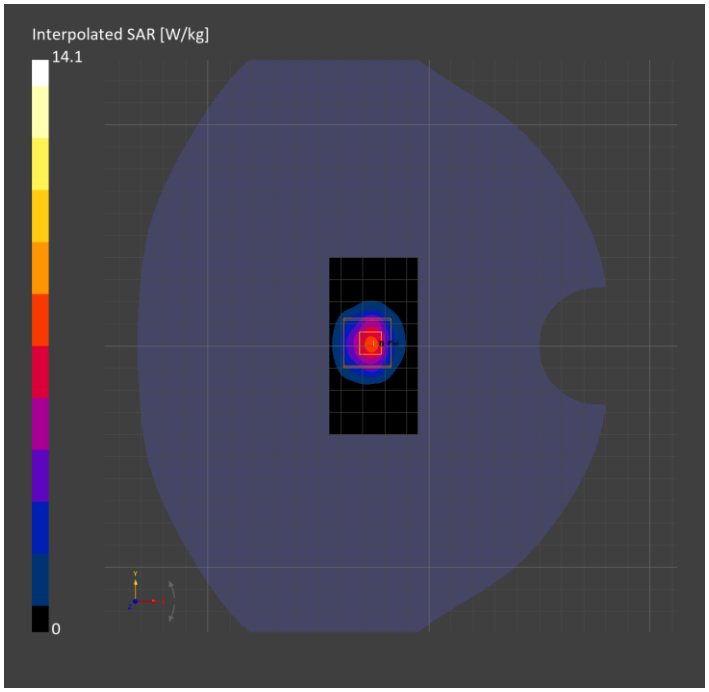

System Performance Check Report for D6.5GHzV2 - SN1033

Exposure Conditions

Frequency [MHz] | Channel Number	6500.000 | 0	**TSL Permittivity**	35.4
Group | UID	CW | 0-	**TSL Conductivity [S/m]**	5.90
Conversion Factor	4.91	**Phantom Section | TSL**	Flat | Head Simulating Liquid

Hardware Setup

Probe | Calibration Date	EX3DV4 - SN7585 | 2026-04-15	**Phantom**	Twin-SAM V8.0 (30deg probe tilt)
DAE | Calibration Date	DAE4 Sn1352 | 2026-04-14	**TSL Type**	HBBL-600-10000
Software Version	17.0.4.7034		

Scans Setup

	Area Scan	**Zoom Scan**
Grid Extents [mm]	51.0 x 85.0	27.2 x 23.8 x 22.9
Grid Steps [mm]	8.5 x 8.5	3.4 x 3.4 x 1.4
Sensor Surface [mm]	3.0	1.4
Graded Grid	N/A	Yes
M2/M1 [> 30%]		51.2
Dist 3dB Peak [> Grid Steps Δx, Δy mm]		4.6

Measurement Results

	Area Scan	**Zoom Scan**	**APD**
psSAR1g [W/Kg]	10.7	**13.3**	N/A
psSAR8g [W/Kg]	2.48	**2.96**	N/A
psSAR10g [W/Kg]	2.06	**2.45**	N/A
psAPD (4.0cm^2, sq.) [W/m^2]	N/A	N/A	**59.3**
Power Drift [±0.2 dB]	N/A	0.05	N/A

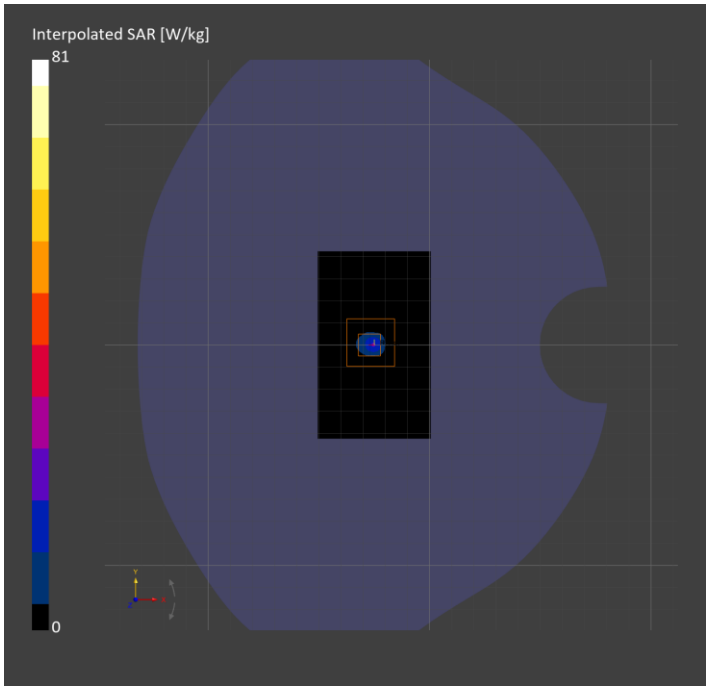

System Performance Check Report for D6.5GHzV2 - SN1032

Exposure Conditions

Frequency [MHz] | Channel Number	6500.000 | 0	**TSL Permittivity**	33.9
Group | UID	CW | 0-	**TSL Conductivity [S/m]**	6.02
Conversion Factor	4.91	**Phantom Section | TSL**	Flat | Head Simulating Liquid

Hardware Setup

Probe | Calibration Date	EX3DV4 - SN7585 (SENSOR X DISABLED) | 2026-04-15	**Phantom**	Twin-SAM V8.0 (30deg probe tilt)
DAE | Calibration Date	DAE4 Sn1352 | 2026-04-14	**TSL Type**	HBBL-600-10000
Software Version	17.0.4.7034		

Scans Setup

	Area Scan	Zoom Scan
Grid Extents [mm]	51.0 x 85.0	23.8 x 23.8 x 22.9
Grid Steps [mm]	8.5 x 8.5	3.4 x 3.4 x 1.4
Sensor Surface [mm]	3.0	1.4
Graded Grid	N/A	Yes
M2/M1 [> 30%]		52.2
Dist 3dB Peak [> Grid Steps Δx, Δy mm]		4.8

Measurement Results

	Area Scan	Zoom Scan	APD
psSAR1g [W/Kg]	12.9	**15.5**	N/A
psSAR8g [W/Kg]	3.03	**3.48**	N/A
psSAR10g [W/Kg]	2.51	**2.87**	N/A
psAPD (4.0cm^2, sq.) [W/m^2]	N/A	N/A	**69.6**
Power Drift [±0.2 dB]	N/A	-0.08	N/A



System Performance Check Report for D6.5GHzV2 - SN1032

Exposure Conditions

Frequency [MHz] | Channel Number	6500.000 | 0	**TSL Permittivity**	33.9
Group | UID	CW | 0--	**TSL Conductivity [S/m]**	5.89
Conversion Factor	5.44	**Phantom Section | TSL**	Flat | Head Simulating Liquid

Hardware Setup

Probe | Calibration Date	EX3DV4 - SN3773 | 2026-02-13	**Phantom**	Twin-SAM V8.0 (30deg probe tilt)
DAE | Calibration Date	DAE4 Sn1544 | 2026-01-08	**TSL Type**	HBBL-600-10000
Software Version	16.4.0.5005		

Scans Setup

	Area Scan	**Zoom Scan**
Grid Extents [mm]	51.0 x 85.0	27.2 x 27.2 x 22.9
Grid Steps [mm]	8.5 x 8.5	3.4 x 3.4 x 1.4
Sensor Surface [mm]	3.0	1.4
Graded Grid	N/A	Yes
M2/M1 [> 30%]		52.1
Dist 3dB Peak [> Grid Steps Δx, Δy mm]		4.8

Measurement Results

	Area Scan	**Zoom Scan**	**APD**
psSAR1g [W/Kg]	11.7	**15.3**	N/A
psSAR8g [W/Kg]	2.99	**3.44**	N/A
psSAR10g [W/Kg]	2.48	**2.83**	N/A
psAPD (4.0cm^2, sq.) [W/m^2]	N/A	N/A	**68.9**
Power Drift [±0.2 dB]	N/A	0.06	N/A



System Performance Check Report for D6.5GHzV2 - SN1033

Exposure Conditions

Frequency [MHz] | Channel Number	6500.000 | 0	**TSL Permittivity**	33.4
Group | UID	CW | 0-	**TSL Conductivity [S/m]**	6.01
Conversion Factor	5.44	**Phantom Section | TSL**	Flat | Head Simulating Liquid

Hardware Setup

Probe | Calibration Date	EX3DV4 - SN3773 | 2026-02-13	**Phantom**	Twin-SAM V8.0 (30deg probe tilt)
DAE | Calibration Date	DAE4 Sn1544 | 2026-01-08	**TSL Type**	HBBL-600-10000
Software Version	17.0.4.7034		

Scans Setup

	Area Scan	**Zoom Scan**
Grid Extents [mm]	51.0 x 85.0	27.2 x 27.2 x 22.9
Grid Steps [mm]	8.5 x 8.5	3.4 x 3.4 x 1.4
Sensor Surface [mm]	3.0	1.4
Graded Grid	N/A	Yes
M2/M1 [> 30%]		50.5
Dist 3dB Peak [> Grid Steps Δx, Δy mm]		4.8

Measurement Results

	Area Scan	**Zoom Scan**	**APD**
psSAR1g [W/Kg]	12.4	**15.9**	N/A
psSAR8g [W/Kg]	3.17	**3.59**	N/A
psSAR10g [W/Kg]	2.64	**2.95**	N/A
psAPD (4.0cm^2, sq.) [W/m^2]	N/A	N/A	**71.8**
Power Drift [±0.2 dB]	N/A	-0.06	N/A



System Performance Check Report for D6.5GHzV2 - SN1033

Exposure Conditions

Frequency [MHz] | Channel Number	6500.000 | 0	**TSL Permittivity**	35.4
Group | UID	CW | 0-	**TSL Conductivity [S/m]**	5.89
Conversion Factor	5.46	**Phantom Section | TSL**	Flat | Head Simulating Liquid

Hardware Setup

Probe | Calibration Date	EX3DV4 - SN3902 | 2026-03-11	**Phantom**	Twin-SAM V5.0 (30deg probe tilt)
DAE | Calibration Date	DAE4 Sn1259 | 2026-03-06	**TSL Type**	HBBL-600-10000
Software Version	17.0.4.7034		

Scans Setup

	Area Scan	**Zoom Scan**
Grid Extents [mm]	51.0 x 85.0	23.8 x 23.8 x 22.9
Grid Steps [mm]	8.5 x 8.5	3.4 x 3.4 x 1.4
Sensor Surface [mm]	3.0	1.4
Graded Grid	N/A	Yes
M2/M1 [> 30%]		53.6
Dist 3dB Peak [> Grid Steps Δx, Δy mm]		4.8

Measurement Results

	Area Scan	**Zoom Scan**	**APD**
psSAR1g [W/Kg]	14.0	**15.8**	N/A
psSAR8g [W/Kg]	3.21	**3.58**	N/A
psSAR10g [W/Kg]	2.66	**2.96**	N/A
psAPD (4.0cm^2, sq.) [W/m^2]	N/A	N/A	**71.7**
Power Drift [±0.2 dB]	N/A	0.10	N/A



System Performance Check Report for D6.5GHzV2 - SN1033

Exposure Conditions

Frequency [MHz] | Channel Number	6500.000 | 0	**TSL Permittivity**	35.4
Group | UID	CW | 0-	**TSL Conductivity [S/m]**	6.04
Conversion Factor	5.4	**Phantom Section | TSL**	Flat | Head Simulating Liquid

Hardware Setup

Probe | Calibration Date	EX3DV4 - SN7498 | 2026-03-11	**Phantom**	Twin-SAM V5.0 (30deg probe tilt)
DAE | Calibration Date	DAE4 Sn1439 | 2026-03-05	**TSL Type**	HBBL-600-10000
Software Version	17.0.4.7034		

Scans Setup

	Area Scan	**Zoom Scan**
Grid Extents [mm]	51.0 x 85.0	27.2 x 27.2 x 22.9
Grid Steps [mm]	8.5 x 8.5	3.4 x 3.4 x 1.4
Sensor Surface [mm]	3.0	1.4
Graded Grid	N/A	Yes
M2/M1 [> 30%]		53.7
Dist 3dB Peak [> Grid Steps Δx, Δy mm]		4.8

Measurement Results

	Area Scan	**Zoom Scan**	**APD**
psSAR1g [W/Kg]	13.9	**15.6**	N/A
psSAR8g [W/Kg]	3.30	**3.58**	N/A
psSAR10g [W/Kg]	2.74	**2.96**	N/A
psAPD (4.0cm^2, sq.) [W/m^2]	N/A	N/A	**71.6**
Power Drift [±0.2 dB]	N/A	0.03	N/A

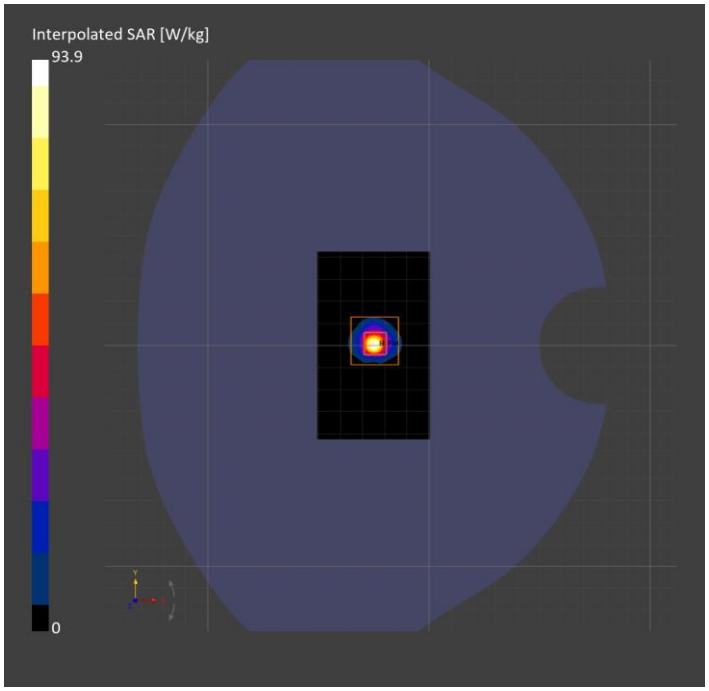

Validation band: CW, FRONT

Exposure Conditions

Band	Validation band	**Phantom Section**	5G
Frequency [MHz] | Channel Number	10000.0 | 10000	**Conversion Factor**	1.0
Group | UID	CW, 0--	**Position | Test Distance [mm]**	FRONT | 10.00

Hardware Setup

Probe | Calibration Date	EUmmWV4 - SN9619_F1-55GHz | 2026-03-17	**Phantom**	mmWave | xxxx
DAE | Calibration Date	DAE4 Sn1716 | 2026-03-06	**Medium**	Air | -
Software Version	3.2.2.2358 | |		

Scan Setup

Scan Type	5G Scan	**Grid Extents [mm]**	60.0 x 60.0
Grid Steps [lambda]	0.125 x 0.125	**Sensor Surface [mm]**	10.0

Measurement Results

Avg. Area [cm^2]	4.00
psPDn+ [W/m^2]	30.2
psPDtot+ [W/m^2]	30.4
psPDmod+ [W/m^2]	30.6
E_{max} [V/m]	113
H_{max} [A/m]	0.308
Power Drift [dB]	0.01

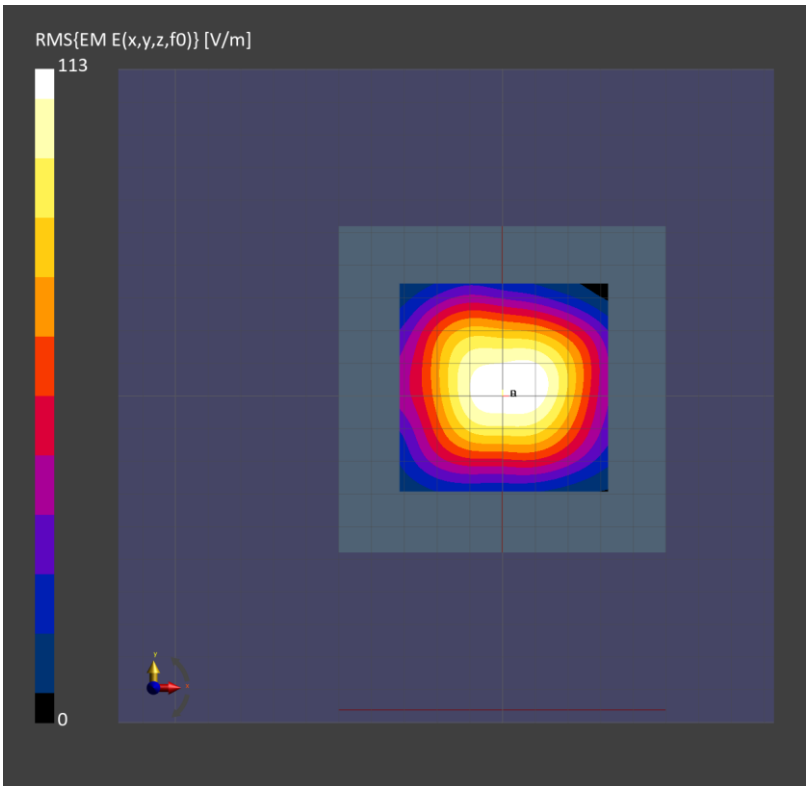

Custom Band: CW, FRONT

Exposure Conditions

Band	Custom Band	**Phantom Section**	5G
Frequency [MHz] | Channel Number	10000.0 | 10000000	**Conversion Factor**	1.0
Group | UID	CW, 0--	**Position | Test Distance [mm]**	FRONT | 10.00

Hardware Setup

Probe | Calibration Date	EUmmWV4 - SN9617_F1-55GHz | 2026-01-15	**Phantom**	mmWave | xxxx
DAE | Calibration Date	DAE4 Sn1548 | 2026-02-10	**Medium**	Air | -
Software Version	3.2.2.2358 | |		

Scan Setup

Scan Type	5G Scan	**Grid Extents [mm]**	60.0 x 60.0
Grid Steps [lambda]	0.125 x 0.125	**Sensor Surface [mm]**	10.0

Measurement Results

Avg. Area [cm^2]	4.00
psPDn+ [W/m^2]	53.3
psPDtot+ [W/m^2]	54.2
psPDmod+ [W/m^2]	54.5
E_{max} [V/m]	149
H_{max} [A/m]	0.416
Power Drift [dB]	0.01

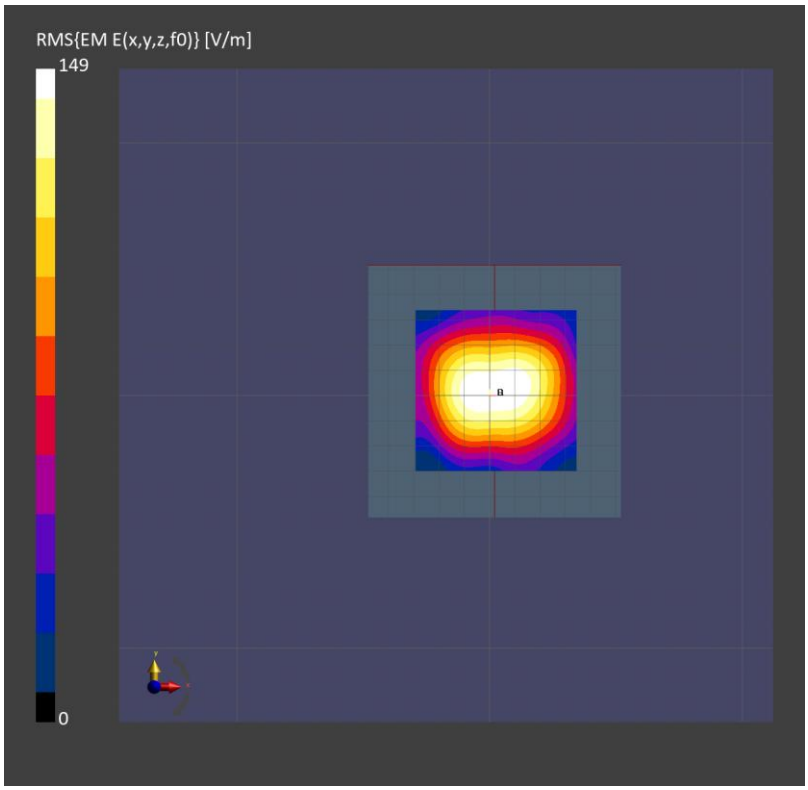

Custom Band: CW, FRONT

Exposure Conditions

Band	Custom Band	**Phantom Section**	5G
Frequency [MHz] | Channel Number	10000.0 | 10000000	**Conversion Factor**	1.0
Group | UID	CW, 0--	**Position | Test Distance [mm]**	FRONT | 10.00

Hardware Setup

Probe | Calibration Date	EUmmWV4 - SN9479_F1-55GHz | 2026-02-03	**Phantom**	mmWave | xxxx
DAE | Calibration Date	DAE4 Sn1673 | 2026-04-27	**Medium**	Air | -
Software Version	3.2.2.2358 | |		

Scan Setup

Scan Type	5G Scan	**Grid Extents [mm]**	60.0 x 60.0
Grid Steps [lambda]	0.125 x 0.125	**Sensor Surface [mm]**	10.0

Measurement Results

Avg. Area [cm^2]	4.00
psPDn+ [W/m^2]	31.4
psPDtot+ [W/m^2]	31.5
psPDmod+ [W/m^2]	31.7
E_{max} [V/m]	114
H_{max} [A/m]	0.315
Power Drift [dB]	0.04

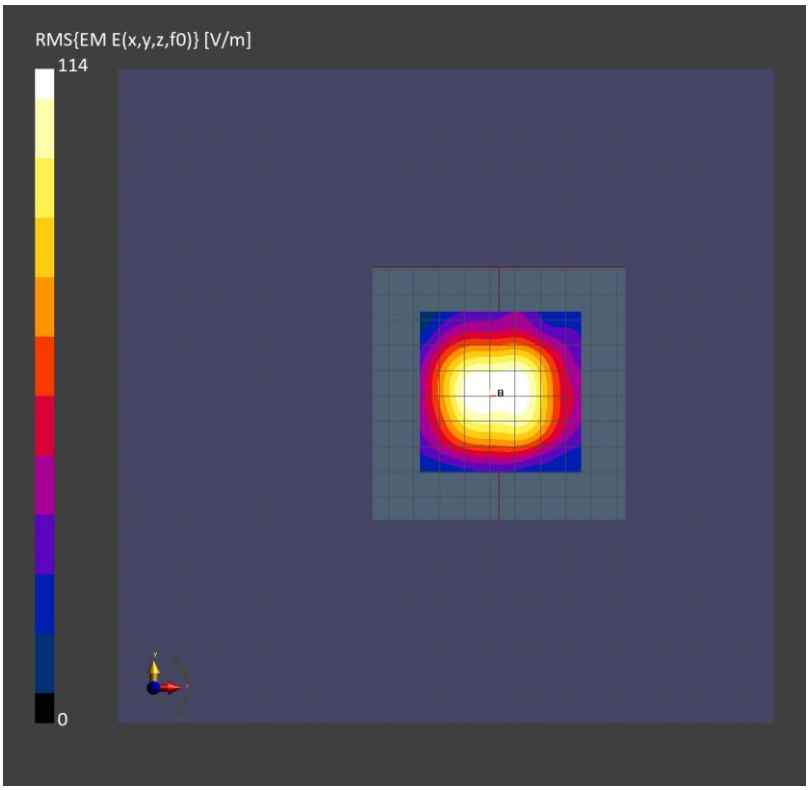

Validation band: CW, FRONT

Exposure Conditions

Band	Validation band	**Phantom Section**	5G
Frequency [MHz] | Channel Number	30000.0 | 30000	**Conversion Factor**	1.0
Group | UID	CW, 0--	**Position | Test Distance [mm]**	FRONT | 5.55

Hardware Setup

Probe | Calibration Date	EUmmWV4 - SN9619_F1-55GHz | 2026-03-17	**Phantom**	mmWave | xxxx
DAE | Calibration Date	DAE4 Sn1716 | 2026-03-06	**Medium**	Air | -
Software Version	3.2.2.2358 | |		

Scan Setup

Scan Type	5G Scan	**Grid Extents [mm]**	60.0 x 60.0
Grid Steps [lambda]	0.25 x 0.25	**Sensor Surface [mm]**	5.55

Measurement Results

Avg. Area [cm^2]	4.00
psPDn+ [W/m^2]	110
psPDtot+ [W/m^2]	113
psPDmod+ [W/m^2]	113
E_{max} [V/m]	239
H_{max} [A/m]	0.626
Power Drift [dB]	-0.08

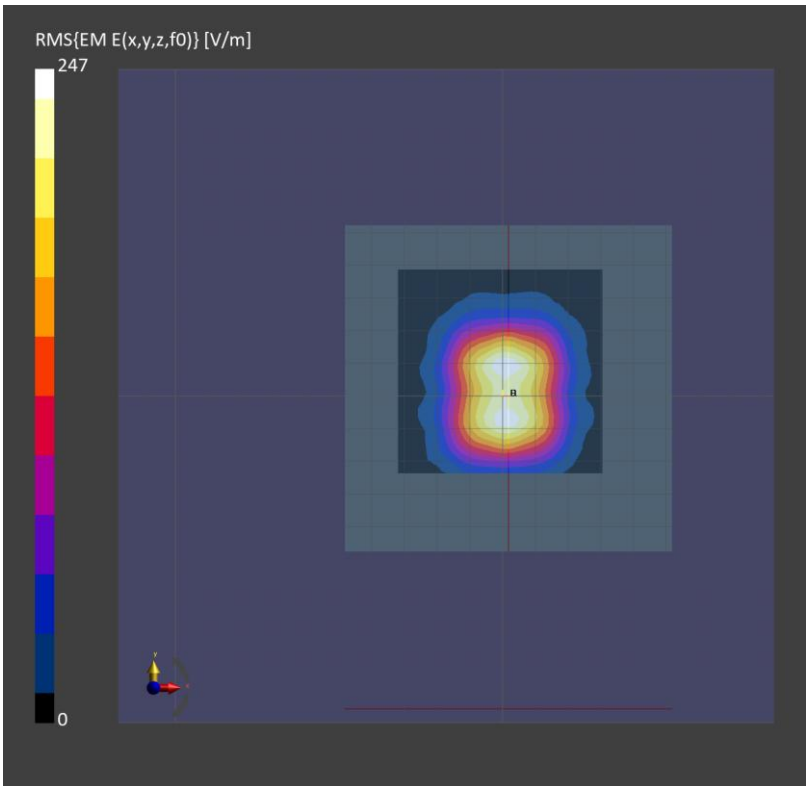

Validation band: CW, FRONT

Exposure Conditions

Band	Validation band	**Phantom Section**	5G
Frequency [MHz] | Channel Number	30000.0 | 30000	**Conversion Factor**	1.0
Group | UID	CW, 0--	**Position | Test Distance [mm]**	FRONT | 5.55

Hardware Setup

Probe | Calibration Date	EUmmWV4 - SN9617_F1-55GHz | 2026-01-15	**Phantom**	mmWave | xxxx
DAE | Calibration Date	DAE4 Sn1548 | 2026-02-10	**Medium**	Air | -
Software Version	3.2.2.2358 | |		

Scan Setup

Scan Type	5G Scan	**Grid Extents [mm]**	60.0 x 60.0
Grid Steps [lambda]	0.25 x 0.25	**Sensor Surface [mm]**	5.55

Measurement Results

Avg. Area [cm^2]	4.00
psPDn+ [W/m^2]	84.8
psPDtot+ [W/m^2]	86.1
psPDmod+ [W/m^2]	86.4
E_{max} [V/m]	212
H_{max} [A/m]	0.563
Power Drift [dB]	-0.10

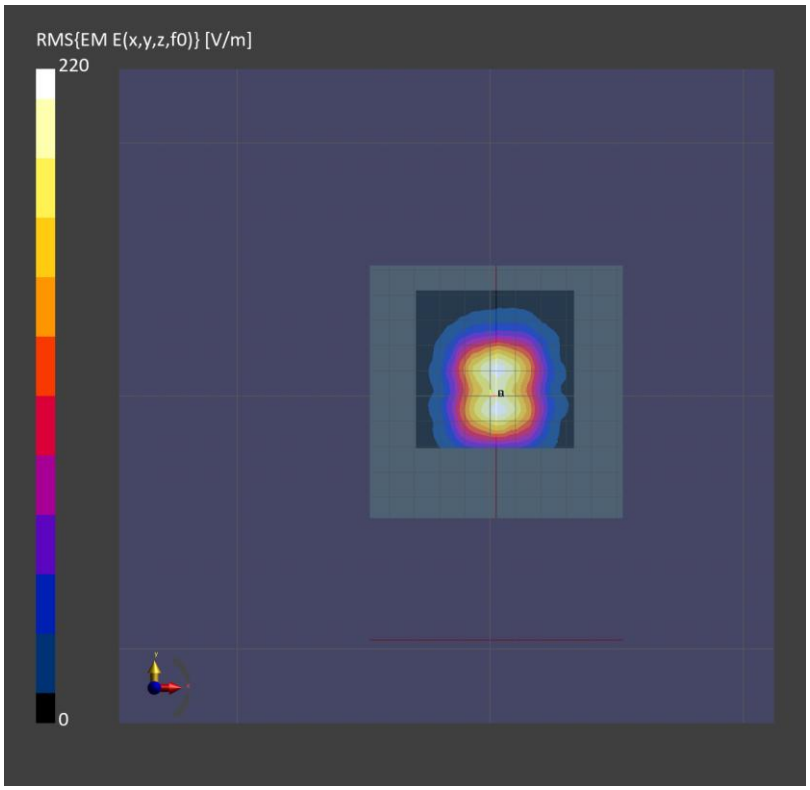

Validation band: CW, FRONT

Exposure Conditions

Band	Validation band	**Phantom Section**	5G
Frequency [MHz] | Channel Number	30000.0 | 30000	**Conversion Factor**	1.0
Group | UID	CW, 0--	**Position | Test Distance [mm]**	FRONT | 5.55

Hardware Setup

Probe | Calibration Date	EUmmWV4 - SN9500_F1-55GHz | 2026-02-03	**Phantom**	mmWave | xxxx
DAE | Calibration Date	DAE4 Sn1673 | 2026-04-27	**Medium**	Air | -
Software Version	3.2.2.2358 | |		

Scan Setup

Scan Type	5G Scan	**Grid Extents [mm]**	60.0 x 60.0
Grid Steps [lambda]	0.25 x 0.25	**Sensor Surface [mm]**	5.55

Measurement Results

Avg. Area [cm^2]	4.00
psPDn+ [W/m^2]	81.3
psPDtot+ [W/m^2]	82.0
psPDmod+ [W/m^2]	82.7
E_{max} [V/m]	218
H_{max} [A/m]	0.573
Power Drift [dB]	-0.01

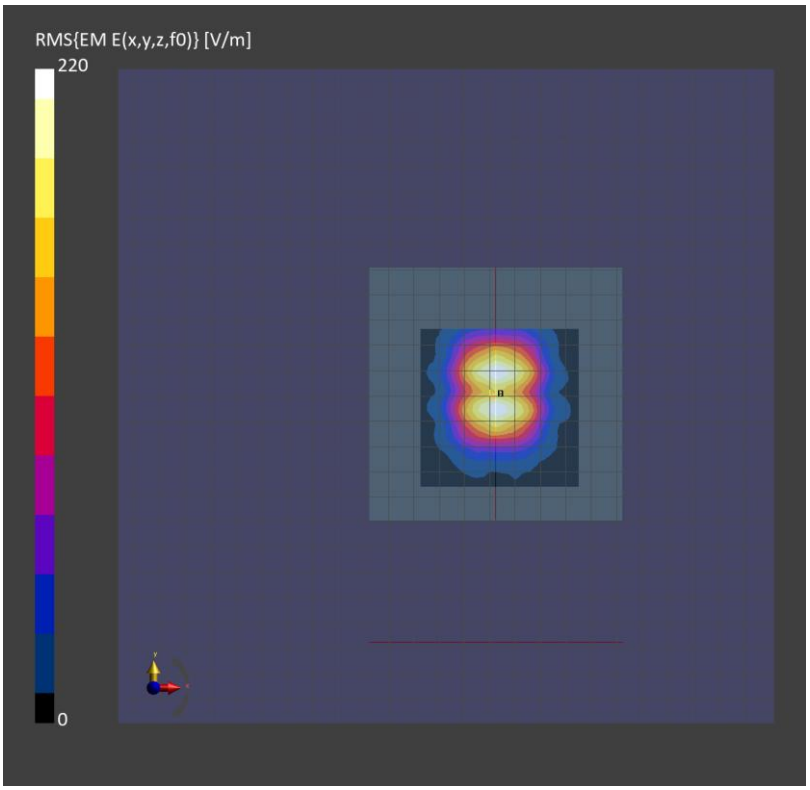

System Performance Check Report for D6.5GHzV2 - SN1033

Exposure Conditions

Frequency [MHz] | Channel Number	6500.000 | 0	**TSL Permittivity**	35.1
Group | UID	CW | 0-	**TSL Conductivity [S/m]**	6.03
Conversion Factor	4.91	**Phantom Section | TSL**	Flat | Head Simulating Liquid

Hardware Setup

Probe | Calibration Date	EX3DV4 - SN7585 | 2026-04-15	**Phantom**	Twin-SAM V8.0 (30deg probe tilt)
DAE | Calibration Date	DAE4 Sn1352 | 2026-04-14	**TSL Type**	HBBL-600-10000
Software Version	17.0.4.7034		

Scans Setup

	Area Scan	**Zoom Scan**
Grid Extents [mm]	51.0 x 85.0	23.8 x 23.8 x 22.9
Grid Steps [mm]	8.5 x 8.5	3.4 x 3.4 x 1.4
Sensor Surface [mm]	3.0	1.4
Graded Grid	N/A	Yes
M2/M1 [> 30%]		53.9
Dist 3dB Peak [> Grid Steps Δx, Δy mm]		4.6

Measurement Results

	Area Scan	**Zoom Scan**	**APD**
psSAR1g [W/Kg]	13.1	**15.5**	N/A
psSAR8g [W/Kg]	3.16	**3.60**	N/A
psSAR10g [W/Kg]	2.62	**2.98**	N/A
psAPD (4.0cm^2, sq.) [W/m^2]	N/A	N/A	**72.0**
Power Drift [±0.2 dB]	N/A	0.03	N/A



System Performance Check Report for D6.5GHzV2 - SN1033

Exposure Conditions

Frequency [MHz] | Channel Number	6500.000 | 0	**TSL Permittivity**	35.8
Group | UID	CW | 0-	**TSL Conductivity [S/m]**	6.36
Conversion Factor	5.44	**Phantom Section | TSL**	Flat | Head Simulating Liquid

Hardware Setup

Probe | Calibration Date	EX3DV4 - SN3773 | 2026-02-13	**Phantom**	Twin-SAM V8.0 (30deg probe tilt)
DAE | Calibration Date	DAE4 Sn1544 | 2026-01-08	**TSL Type**	HBBL-600-10000
Software Version	17.0.4.7034		

Scans Setup

	Area Scan	**Zoom Scan**
Grid Extents [mm]	51.0 x 85.0	30.6 x 30.6 x 22.9
Grid Steps [mm]	8.5 x 8.5	3.4 x 3.4 x 1.4
Sensor Surface [mm]	3.0	1.4
Graded Grid	N/A	Yes
M2/M1 [> 30%]		51.3
Dist 3dB Peak [> Grid Steps Δx, Δy mm]		4.8

Measurement Results

	Area Scan	**Zoom Scan**	**APD**
psSAR1g [W/Kg]	13.0	**15.8**	N/A
psSAR8g [W/Kg]	3.11	**3.54**	N/A
psSAR10g [W/Kg]	2.58	**2.93**	N/A
psAPD (4.0cm^2, sq.) [W/m^2]	N/A	N/A	**70.9**
Power Drift [±0.2 dB]	N/A	0.06	N/A



System Performance Check Report for D6.5GHzV2 - SN1033

Exposure Conditions

Frequency [MHz] | Channel Number	6500.000 | 0	**TSL Permittivity**	32.5
Group | UID	CW | 0-	**TSL Conductivity [S/m]**	5.57
Conversion Factor	5.46	**Phantom Section | TSL**	Flat | Head Simulating Liquid

Hardware Setup

Probe | Calibration Date	EX3DV4 - SN3902 | 2026-03-11	**Phantom**	Twin-SAM V5.0 (30deg probe tilt)
DAE | Calibration Date	DAE4 Sn1259 | 2026-03-06	**TSL Type**	HBBL-600-10000
Software Version	17.0.4.7034		

Scans Setup

	Area Scan	**Zoom Scan**
Grid Extents [mm]	51.0 x 85.0	23.8 x 23.8 x 22.9
Grid Steps [mm]	8.5 x 8.5	3.4 x 3.4 x 1.4
Sensor Surface [mm]	3.0	1.4
Graded Grid	N/A	Yes
M2/M1 [> 30%]		52.5
Dist 3dB Peak [> Grid Steps Δx, Δy mm]		4.6

Measurement Results

	Area Scan	**Zoom Scan**	**APD**
psSAR1g [W/Kg]	13.1	**14.7**	N/A
psSAR8g [W/Kg]	2.98	**3.33**	N/A
psSAR10g [W/Kg]	2.47	**2.75**	N/A
psAPD (4.0cm^2, sq.) [W/m^2]	N/A	N/A	**66.6**
Power Drift [±0.2 dB]	N/A	0.07	N/A

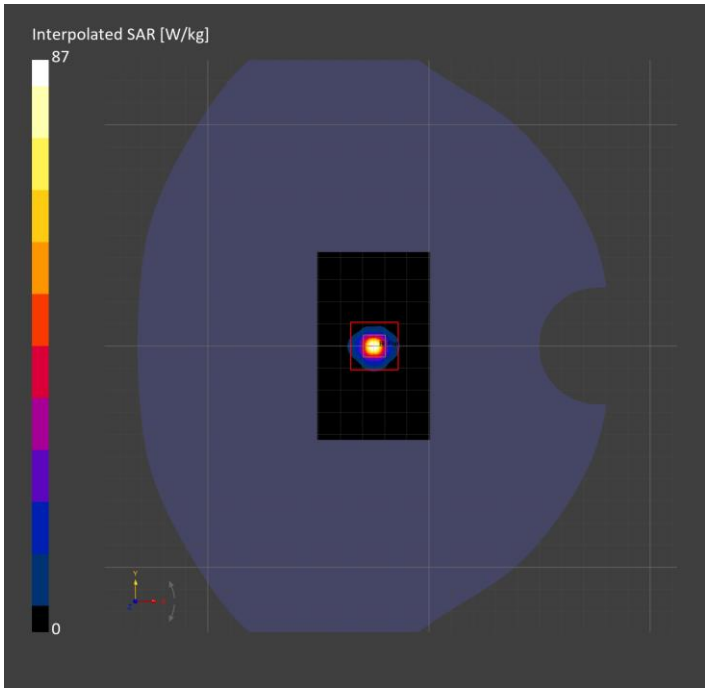

System Performance Check Report for D6.5GHzV2 - SN1033

Exposure Conditions

Frequency [MHz] | Channel Number	6500.000 | 0	**TSL Permittivity**	36.1
Group | UID	CW | 0-	**TSL Conductivity [S/m]**	6.26
Conversion Factor	5.4	**Phantom Section | TSL**	Flat | Head Simulating Liquid

Hardware Setup

Probe | Calibration Date	EX3DV4 - SN7498 | 2026-03-11	**Phantom**	Twin-SAM V5.0 (30deg probe tilt)
DAE | Calibration Date	DAE4 Sn1439 | 2026-03-05	**TSL Type**	HBBL-600-10000
Software Version	17.0.4.7034		

Scans Setup

	Area Scan	**Zoom Scan**
Grid Extents [mm]	51.0 x 85.0	27.2 x 23.8 x 22.9
Grid Steps [mm]	8.5 x 8.5	3.4 x 3.4 x 1.4
Sensor Surface [mm]	3.0	1.4
Graded Grid	N/A	Yes
M2/M1 [> 30%]		52.5
Dist 3dB Peak [> Grid Steps Δx, Δy mm]		4.9

Measurement Results
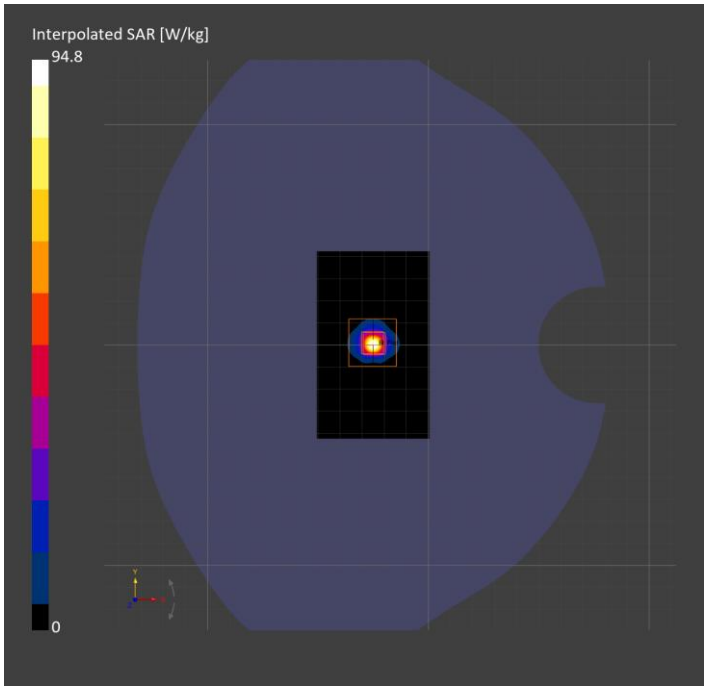
	Area Scan	**Zoom Scan**	**APD**
psSAR1g [W/Kg]	13.5	**15.2**	N/A
psSAR8g [W/Kg]	3.09	**3.40**	N/A
psSAR10g [W/Kg]	2.56	**2.81**	N/A
psAPD (4.0cm^2, sq.) [W/m^2]	N/A	N/A	**68.0**
Power Drift [±0.2 dB]	N/A	0.05	N/A