RESTRICTED BANDEDGE CHAIN 0 + 2 (LOW CHANNEL)

LOW CHANNEL HORIZONTAL PLOT

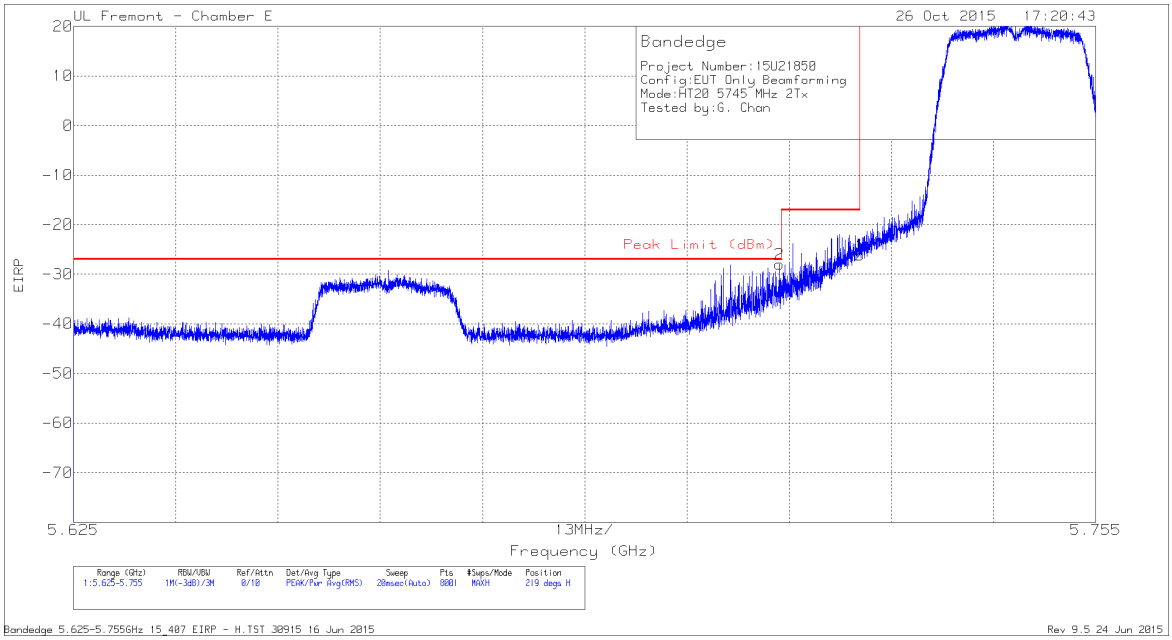

DATA

Trace Markers

Marker	Frequency (GHz)	Meter Reading (dBm)	Det	AF T346 (dB/m)	Amp/Cbl/Fltr/Pad (dB)	Conversion Factor (dB)	Corrected Reading EIRP	Peak Limit (dBm)	PK Margin (dB)	Azimuth (Degs)	Height (cm)	Polarity
2	5.715	-54.73	Pk	34.7	-19.8	11.8	-28.03	-27	-1.03	219	261	H
1	5.725	-52.79	Pk	34.7	-19.8	11.8	-26.09	-17	-9.09	219	261	H

Pk - Peak detector

This report shall not be reproduced except in full, without the written approval of UL Verification Services Inc.

LOW CHANNEL VERTICAL PLOT

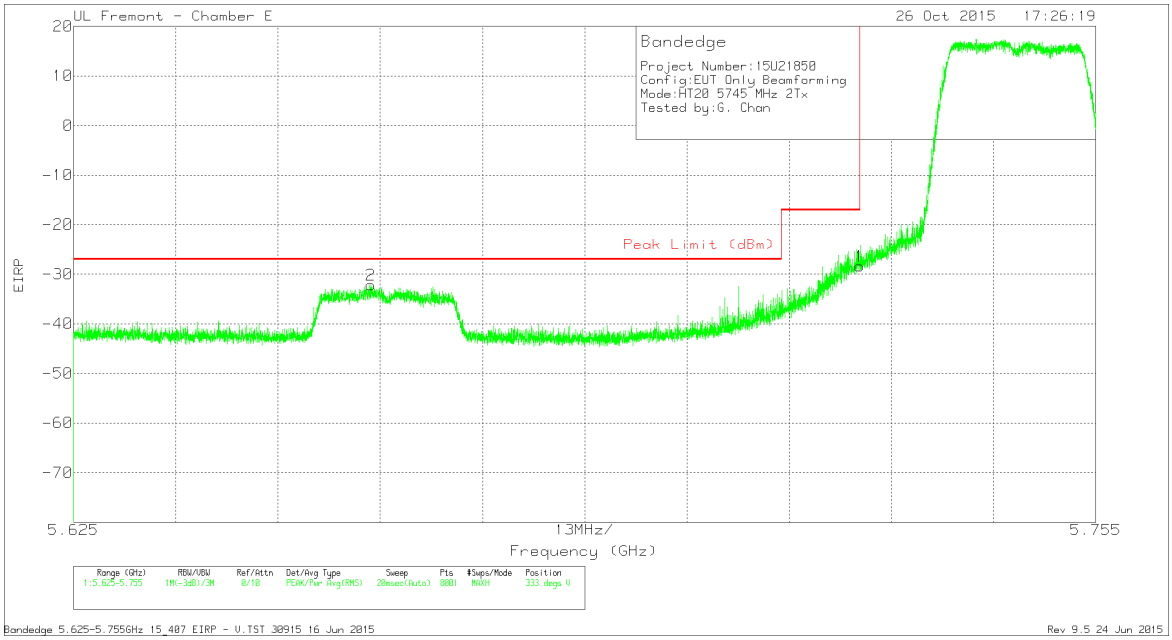

DATA

Trace Markers

Marker	Frequency (GHz)	Meter Reading (dBm)	Det	AF T346 (dB/m)	Amp/Cbl/Fltr/Pad (dB)	Conversion Factor (dB)	Corrected Reading EIRP	Peak Limit (dBm)	PK Margin (dB)	Azimuth (Degs)	Height (cm)	Polarity
2	5.663	-58.62	Pk	34.6	-19.9	11.8	-32.12	-27	-5.12	333	249	V
1	5.725	-55.02	Pk	34.7	-19.8	11.8	-28.32	-17	-11.32	333	249	V

Pk - Peak detector

This report shall not be reproduced except in full, without the written approval of UL Verification Services Inc.

RESTRICTED BANDEDGE CHAIN 0 + 2 (HIGH CHANNEL)

HIGH CHANNEL HORIZONTAL PLOT

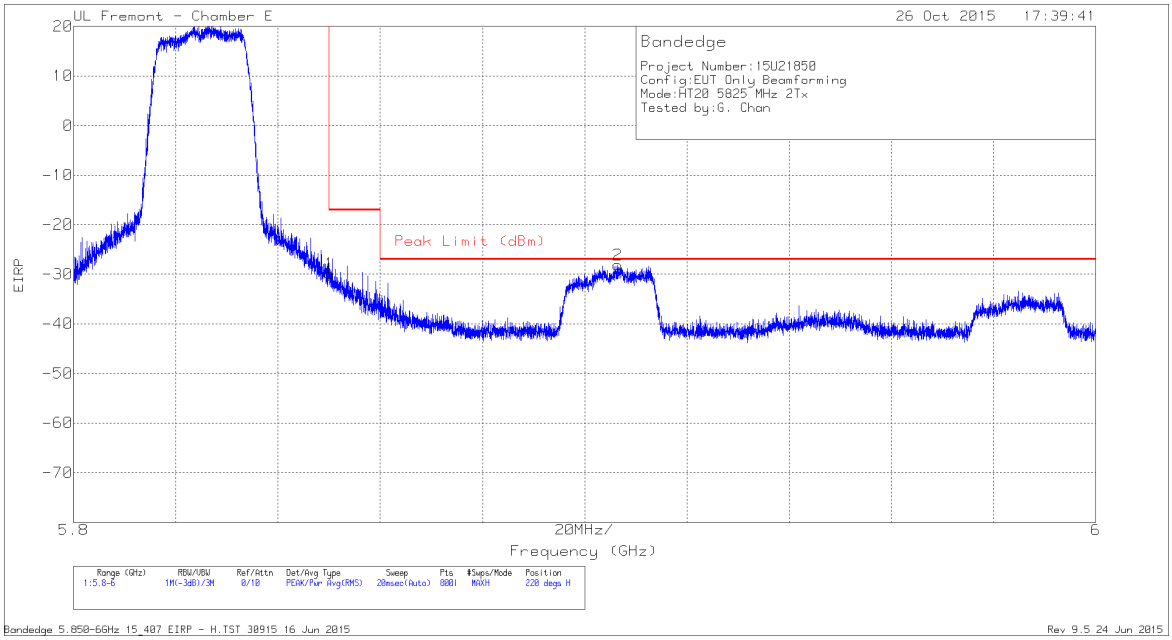

DATA

Trace Markers

Marker	Frequency (GHz)	Meter Reading (dBm)	Det	AF T346 (dB/m)	Amp/Cbl/Fltr/Pad (dB)	Conversion Factor (dB)	Corrected Reading EIRP	Peak Limit (dBm)	PK Margin (dB)	Azimuth (Degs)	Height (cm)	Polarity
1	5.85	-56.48	Pk	34.9	-20	11.8	-29.78	-17	-12.78	220	178	H
2	5.907	-55.32	Pk	34.9	-19.5	11.8	-28.12	-27	-1.12	220	178	H

Pk - Peak detector

UL VERIFICATION SERVICES INC. FORM NO: CCSUP4701J
47173 BENICIA STREET, FREMONT, CA 94538, USA TEL: (510) 771-1000 FAX: (510) 661-0888
This report shall not be reproduced except in full, without the written approval of UL Verification Services Inc.

HIGH CHANNEL VERTICAL PLOT

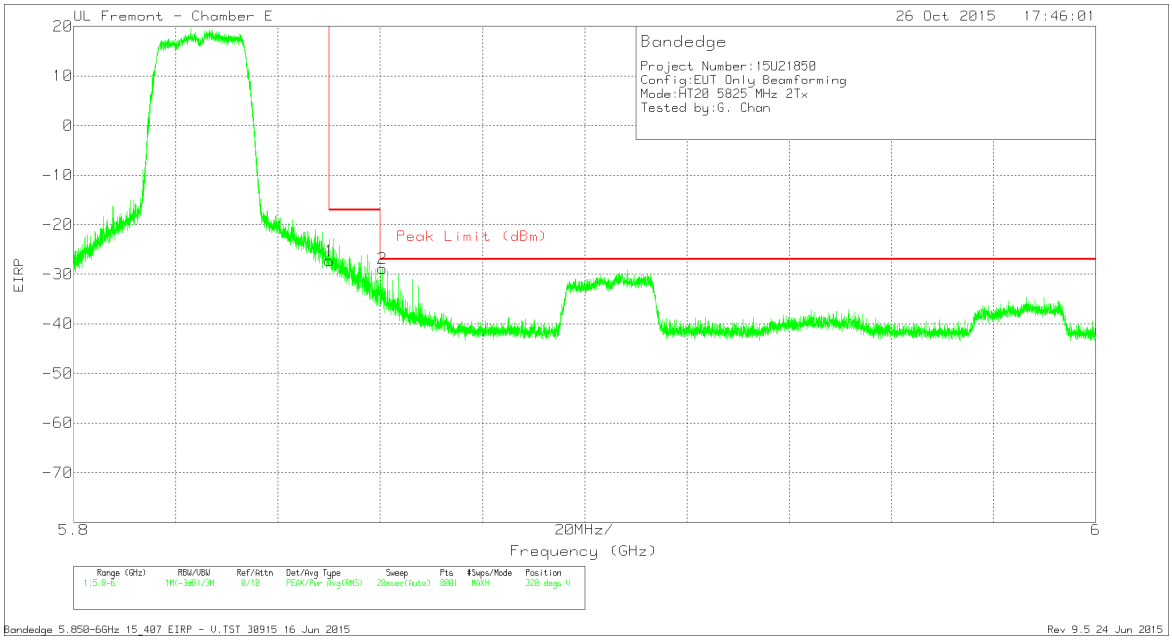

DATA

Trace Markers

Marker	Frequency (GHz)	Meter Reading (dBm)	Det	AF T346 (dB/m)	Amp/Cbl/Fltr/Pad (dB)	Conversion Factor (dB)	Corrected Reading EIRP	Peak Limit (dBm)	PK Margin (dB)	Azimuth (Degs)	Height (cm)	Polarity
1	5.85	-54	Pk	34.9	-20	11.8	-27.3	-17	-10.3	320	244	V
2	5.86	-55.78	Pk	34.9	-19.8	11.8	-28.88	-27	-1.88	320	244	V

Pk - Peak detector

This report shall not be reproduced except in full, without the written approval of UL Verification Services Inc.

LOW CHANNEL HARMONICS AND SPURIOUS EMISSIONS

LOW CHANNEL HORIZONTAL PLOT

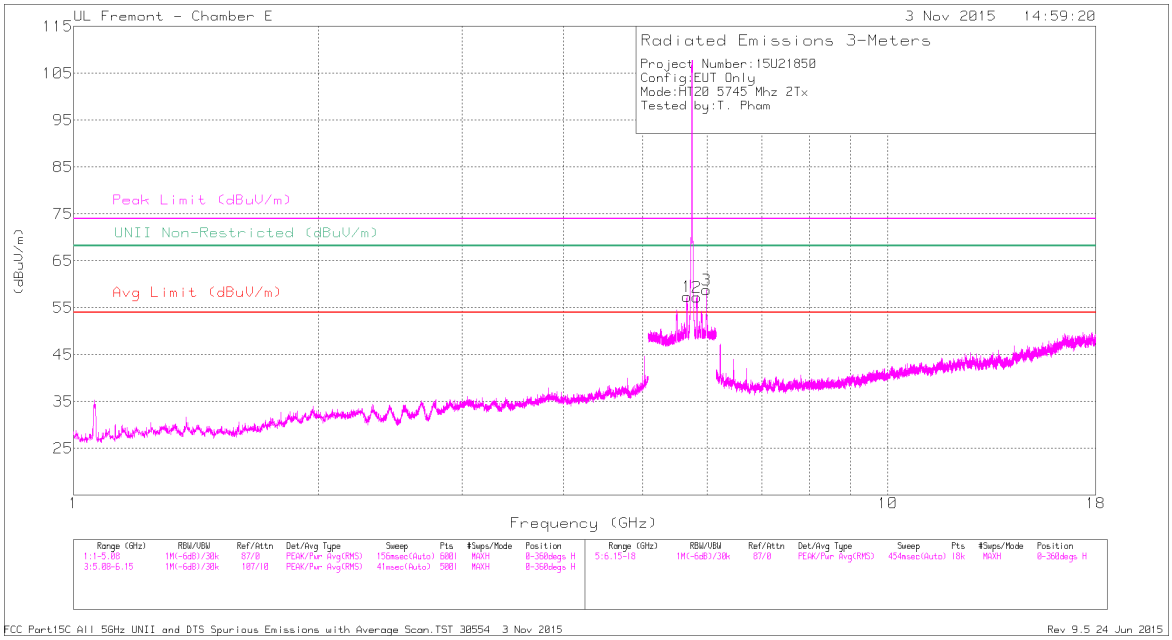

LOW CHANNEL VERTICAL PLOT

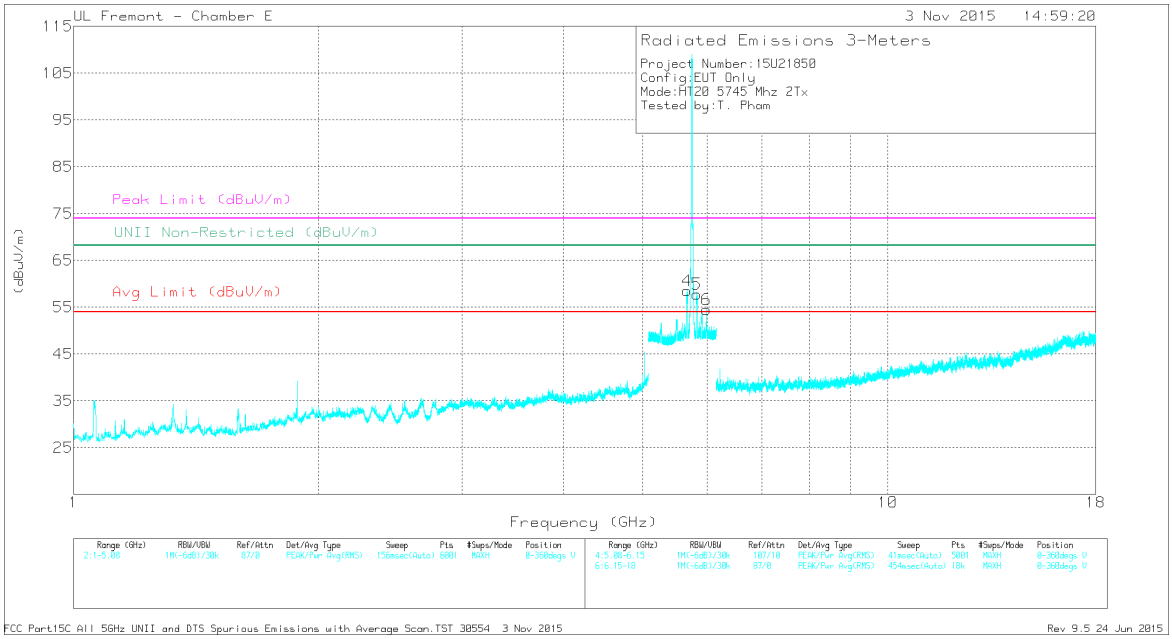

This report shall not be reproduced except in full, without the written approval of UL Verification Services Inc.

DATA

Marker	Frequency (GHz)	Meter Reading (dBuV)	Det	AF T346 (dB/m)	Amp/Cbl/Fltr/Pad (dB)	Corrected Reading (dBuV/m)	Avg Limit (dBuV/m)	Margin (dB)	Peak Limit (dBuV/m)	PK Margin (dB)	UNII Non-Restricted (dBuV/m)	PK Margin (dB)	Azimuth (Degs)	Height (cm)	Polarity
4	5.663	52.82	PK-U	34.6	-20.1	67.32	-	-	-	-	68.2	-.88	225	211	V
1	5.664	51.79	PK-U	34.6	-20.1	66.29	-	-	-	-	68.2	-1.91	201	201	H
2	5.824	51.76	PK-U	34.9	-20.1	66.56	-	-	-	-	68.2	-1.64	207	203	H
5	5.826	51.85	PK-U	34.9	-20.2	66.55	-	-	-	-	68.2	-1.65	220	191	V
3	5.984	50.54	PK-U	35.1	-20	65.64	-	-	-	-	68.2	-2.56	305	196	H
6	5.984	48.22	PK-U	35.1	-20	63.32	-	-	-	-	68.2	-4.88	218	245	V

PK-U - U-NII: Maximum Peak
FCC Part15C All 5GHz UNII and DTS Spurious Emissions with Average Scan.TST 30554 3 Nov 2015
Rev 9.5 24 Jun 2015

This report shall not be reproduced except in full, without the written approval of UL Verification Services Inc.

MID CHANNEL HARMONICS AND SPURIOUS EMISSIONS

MID CHANNEL HORIZONTAL PLOT

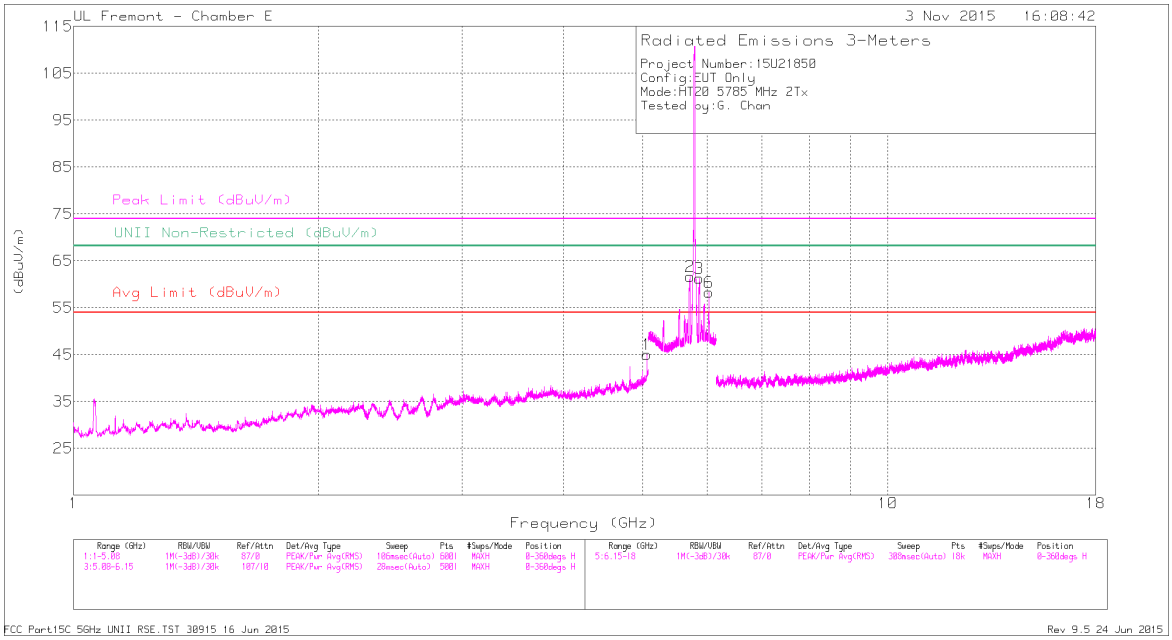

MID CHANNEL VERTICAL PLOT

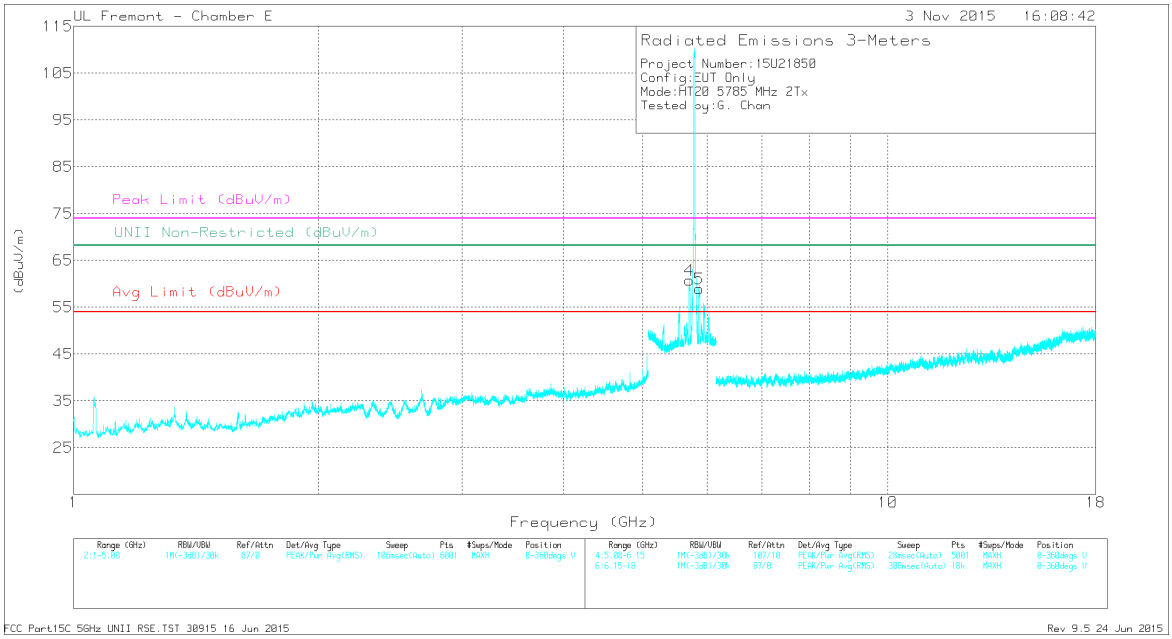

This report shall not be reproduced except in full, without the written approval of UL Verification Services Inc.

DATA

Marker	Frequency (GHz)	Meter Reading (dBuV)	Det	AF T346 (dB/m)	Amp/Cbl/Fltr/Pad (dB)	Corrected Reading (dBuV/m)	Avg Limit (dBuV/m)	Margin (dB)	Peak Limit (dBuV/m)	PK Margin (dB)	UNII Non-Restricted (dBuV/m)	PK Margin (dB)	Azimuth (Degs)	Height (cm)	Polarity
1	* 5.062	43.73	PK-U	34.2	-27.8	50.13	-	-	74	-23.87	-	-	274	331	H
	* 5.062	29.68	ADR	34.2	-27.9	35.98	54	-18.02	-	-	-	-	274	331	H
4	5.704	52.08	PK-U	34.7	-20	66.78	-	-	-	-	68.2	-1.42	225	211	V
2	5.711	50.95	PK-U	34.7	-19.8	65.85	-	-	-	-	68.2	-2.35	210	115	H
5	5.863	49.3	PK-U	34.9	-19.8	64.4	-	-	-	-	68.2	-3.8	220	291	V
3	5.867	52.32	PK-U	34.9	-19.8	67.42	-	-	-	-	68.2	-.78	210	133	H
6	6.025	47.38	PK-U	35.2	-19.3	63.28	-	-	-	-	68.2	-4.92	306	182	H

* - indicates frequency in CFR15.205/IC7.2.2 Restricted Band
PK-U - U-NII: Maximum Peak
ADR - U-NII AD primary method, RMS average
FCC Part15C 5GHz UNII RSE.TST 30915 16 Jun 2015

This report shall not be reproduced except in full, without the written approval of UL Verification Services Inc.

HIGH CHANNEL HARMONICS AND SPURIOUS EMISSIONS

HIGH CHANNEL HORIZONTAL PLOT

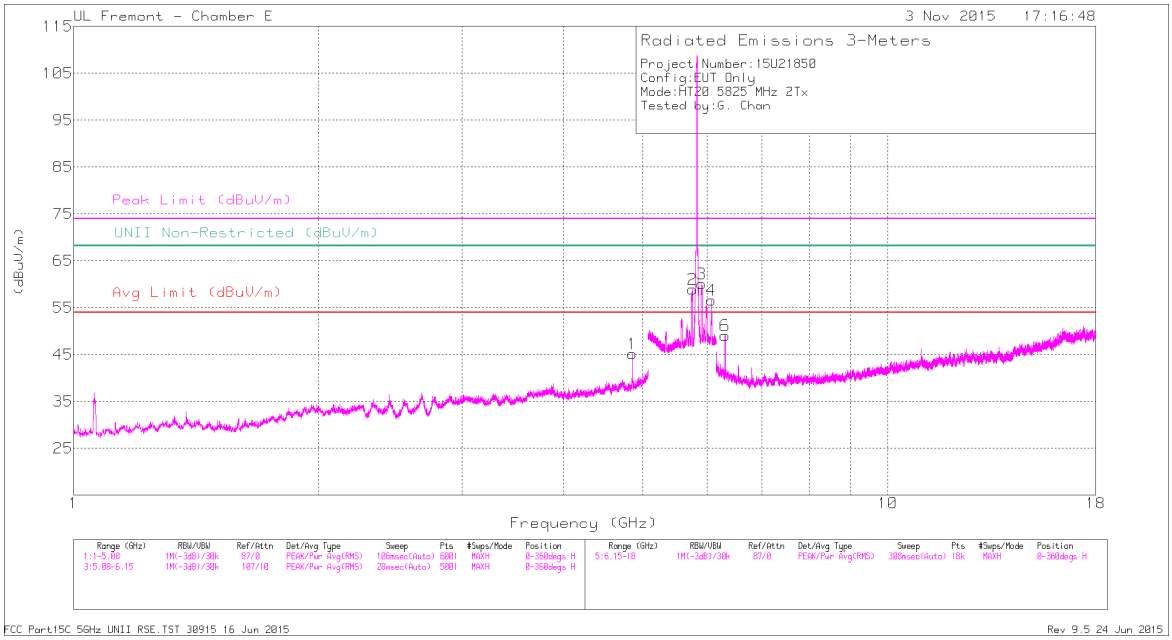

HIGH CHANNEL VERTICAL PLOT

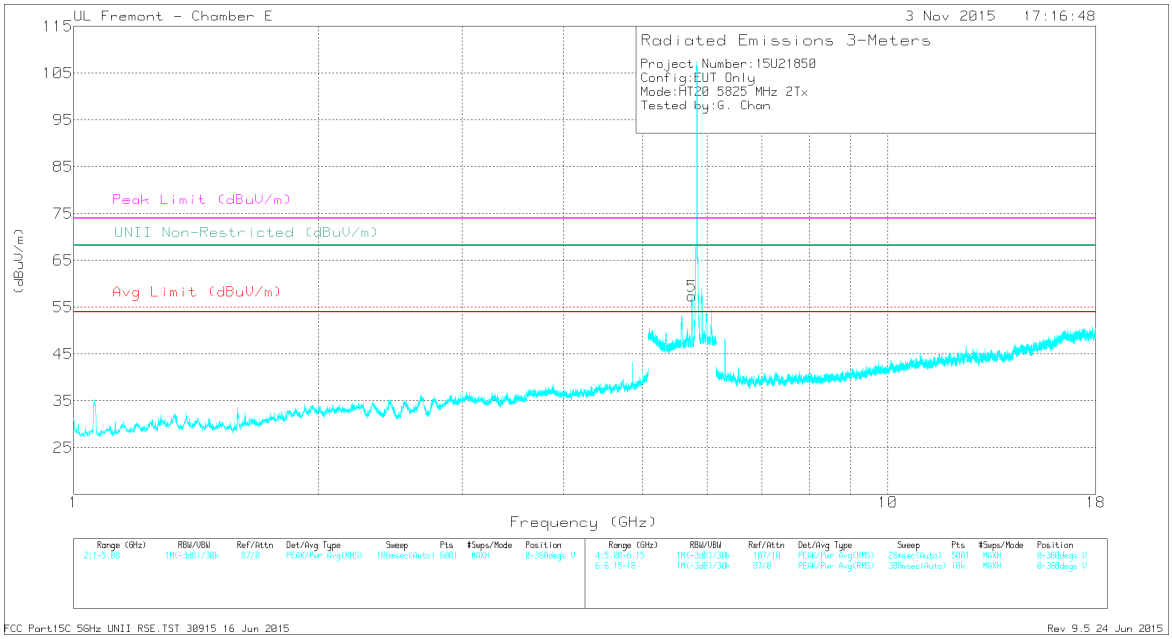

This report shall not be reproduced except in full, without the written approval of UL Verification Services Inc.

DATA

Marker	Frequency (GHz)	Meter Reading (dBuV)	Det	AF T346 (dB/m)	Amp/Cbl/Fltr/Pad (dB)	Corrected Reading (dBuV/m)	Avg Limit (dBuV/m)	Margin (dB)	Peak Limit (dBuV/m)	PK Margin (dB)	UNII Non-Restricted (dBuV/m)	PK Margin (dB)	Azimuth (Degs)	Height (cm)	Polarity
1	* 4.855	46.23	PK-U	34.1	-29.1	51.23	-	-	74	-22.77	-	-	278	323	H
	* 4.854	37.53	ADR	34.1	-29.1	42.53	54	-11.47	-	-	-	-	278	323	H
5	5.747	49.33	PK-U	34.8	-19.8	64.33	-	-	-	-	68.2	-3.87	17	182	V
2	5.751	51.5	PK-U	34.8	-19.8	66.5	-	-	-	-	68.2	-1.7	207	163	H
3	5.912	50.78	PK-U	35	-19.5	66.28	-	-	-	-	68.2	-1.92	205	195	H
4	6.068	46.8	PK-U	35.2	-19.1	62.9	-	-	-	-	68.2	-5.3	196	196	H
6	6.31	50.87	PK-U	35.4	-28.5	57.77	-	-	-	-	68.2	-10.43	253	144	H

* - indicates frequency in CFR15.205/IC7.2.2 Restricted Band
PK-U - U-NII: Maximum Peak
ADR - U-NII AD primary method, RMS average
FCC Part15C 5GHz UNII RSE.TST 30915 16 Jun 2015
Rev 9.5 24 Jun 2015

UL VERIFICATION SERVICES INC. FORM NO: CCSUP4701J
47173 BENICIA STREET, FREMONT, CA 94538, USA TEL: (510) 771-1000 FAX: (510) 661-0888
This report shall not be reproduced except in full, without the written approval of UL Verification Services Inc.

RESTRICTED BANDEDGE HT20 CHAIN 1 + 2 (LOW CHANNEL)

LOW CHANNEL HORIZONTAL PLOT

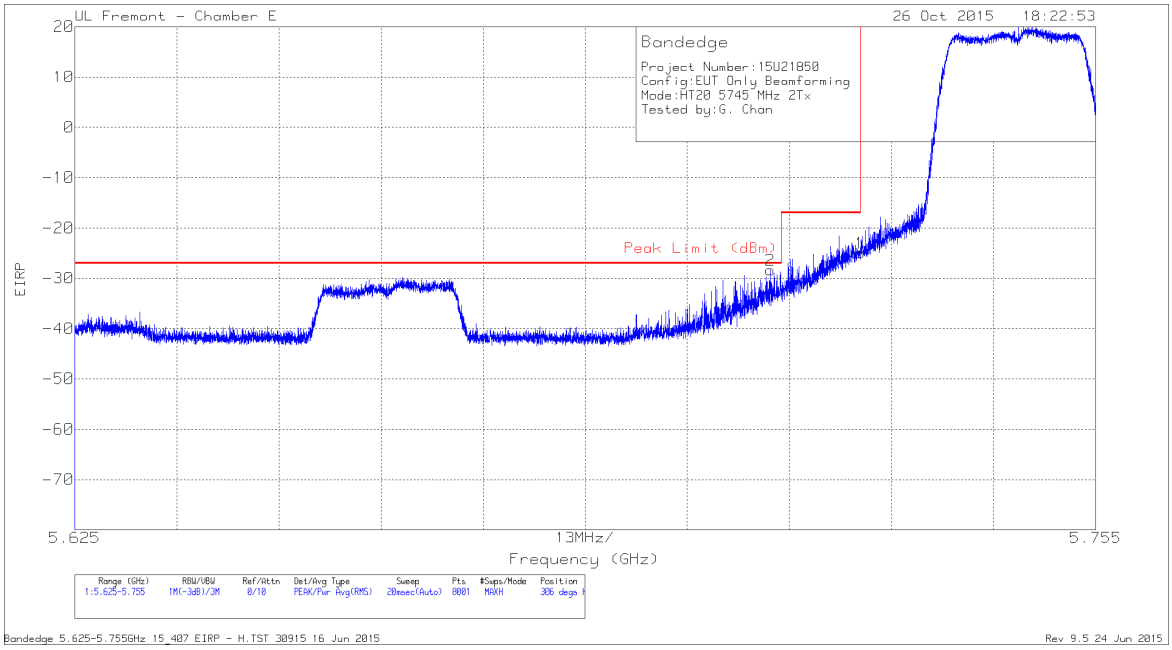

DATA

Marker	Frequency (GHz)	Meter Reading (dBm)	Det	AF T346 (dB/m)	Amp/Cbl/Fltr/Pad (dB)	Conversion Factor (dB)	Corrected Reading EIRP	Peak Limit (dBm)	PK Margin (dB)	Azimuth (Degs)	Height (cm)	Polarity
2	5.714	-55.07	Pk	34.7	-19.8	11.8	-28.37	-27	-1.37	306	285	H
1	5.725	-51.67	Pk	34.7	-19.8	11.8	-24.97	-17	-7.97	306	285	H

Pk - Peak detector

UL VERIFICATION SERVICES INC. FORM NO: CCSUP4701J
47173 BENICIA STREET, FREMONT, CA 94538, USA TEL: (510) 771-1000 FAX: (510) 661-0888
This report shall not be reproduced except in full, without the written approval of UL Verification Services Inc.

LOW CHANNEL VERTICAL PLOT

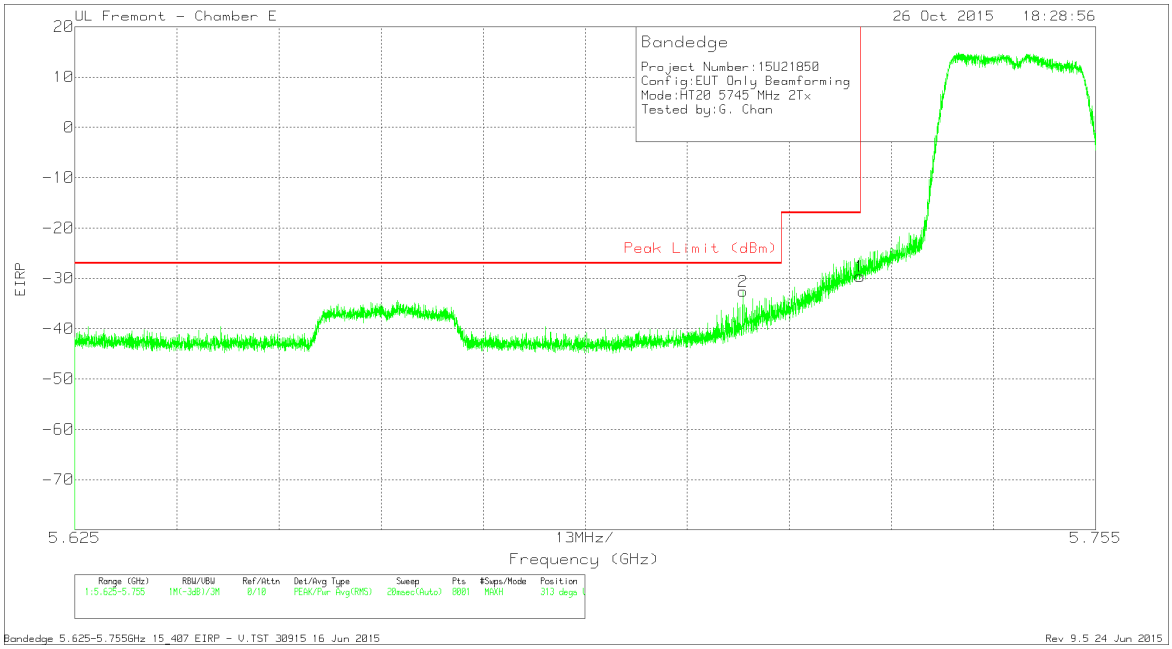

DATA

Marker	Frequency (GHz)	Meter Reading (dBm)	Det	AF T346 (dB/m)	Amp/Cbl/Fltr/Pad (dB)	Conversion Factor (dB)	Corrected Reading EIRP	Peak Limit (dBm)	PK Margin (dB)	Azimuth (Degs)	Height (cm)	Polarity
2	5.71	-59.33	Pk	34.7	-19.8	11.8	-32.63	-27	-5.63	313	184	V
1	5.725	-56.32	Pk	34.7	-19.8	11.8	-29.62	-17	-12.62	313	184	V

Pk - Peak detector

This report shall not be reproduced except in full, without the written approval of UL Verification Services Inc.

RESTRICTED BANDEDGE CHAIN 1 + 2 (HIGH CHANNEL)

HIGH CHANNEL HORIZONTAL PLOT

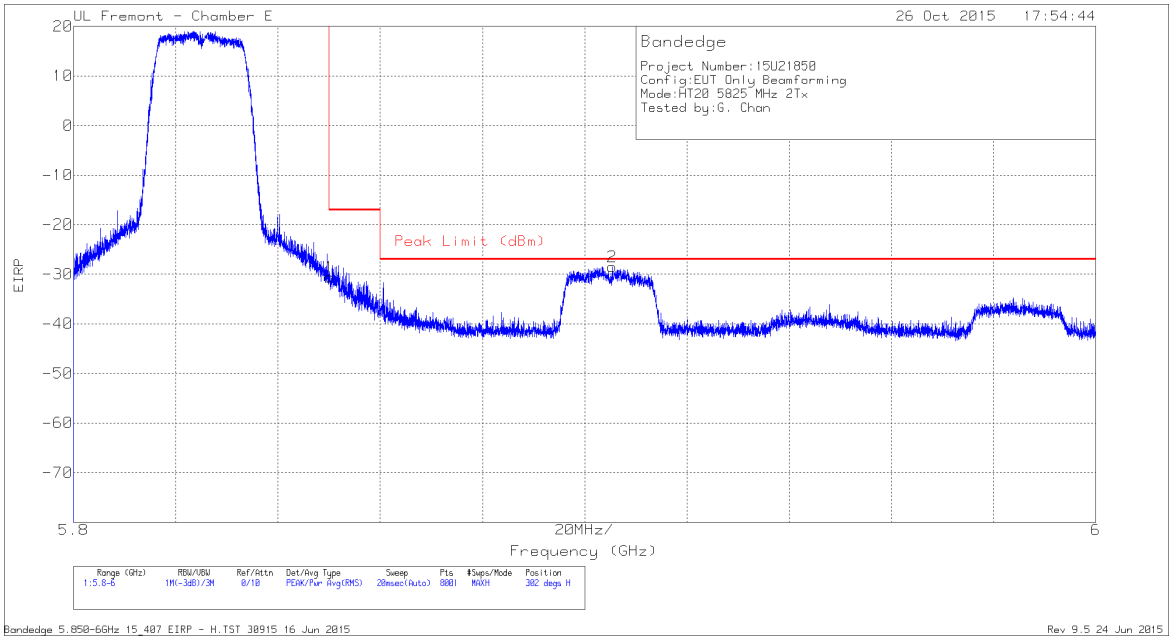

DATA

Marker	Frequency (GHz)	Meter Reading (dBm)	Det	AF T346 (dB/m)	Amp/Cbl/Fltr/Pad (dB)	Conversion Factor (dB)	Corrected Reading EIRP	Peak Limit (dBm)	PK Margin (dB)	Azimuth (Degs)	Height (cm)	Polarity
1	5.85	-57.25	Pk	34.9	-20	11.8	-30.55	-17	-13.55	302	252	H
2	5.905	-55.64	Pk	34.9	-19.5	11.8	-28.44	-27	-1.44	302	252	H

Pk - Peak detector

UL VERIFICATION SERVICES INC. FORM NO: CCSUP4701J
47173 BENICIA STREET, FREMONT, CA 94538, USA TEL: (510) 771-1000 FAX: (510) 661-0888
This report shall not be reproduced except in full, without the written approval of UL Verification Services Inc.

HIGH CHANNEL VERTICAL PLOT

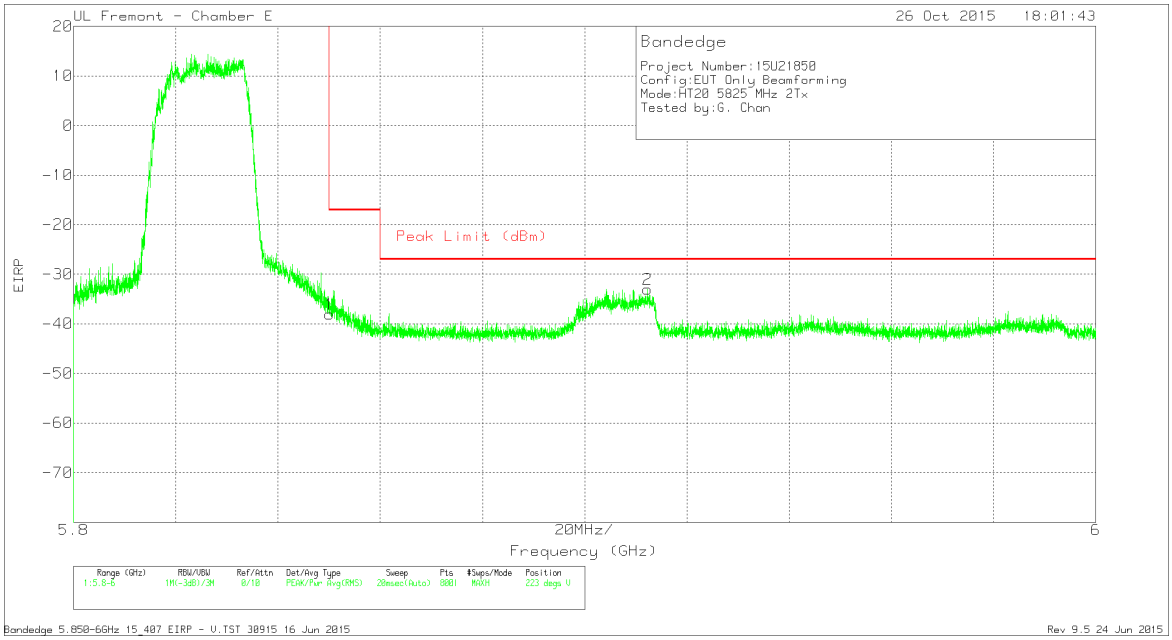

DATA

Marker	Frequency (GHz)	Meter Reading (dBm)	Det	AF T346 (dB/m)	Amp/Cbl/Fltr/Pad (dB)	Conversion Factor (dB)	Corrected Reading EIRP	Peak Limit (dBm)	PK Margin (dB)	Azimuth (Degs)	Height (cm)	Polarity
1	5.85	-64.79	Pk	34.9	-20	11.8	-38.09	-17	-21.09	223	339	V
2	5.912	-60.31	Pk	35	-19.5	11.8	-33.01	-27	-6.01	223	339	V

Pk - Peak detector

Bandedge 5.850-6GHz 15_407 EIRP - V.TST 30915 16 Jun 2015

Rev 9.5 24 Jun 2015

This report shall not be reproduced except in full, without the written approval of UL Verification Services Inc.

LOW CHANNEL HARMONICS AND SPURIOUS EMISSIONS

LOW CHANNEL HORIZONTAL PLOT

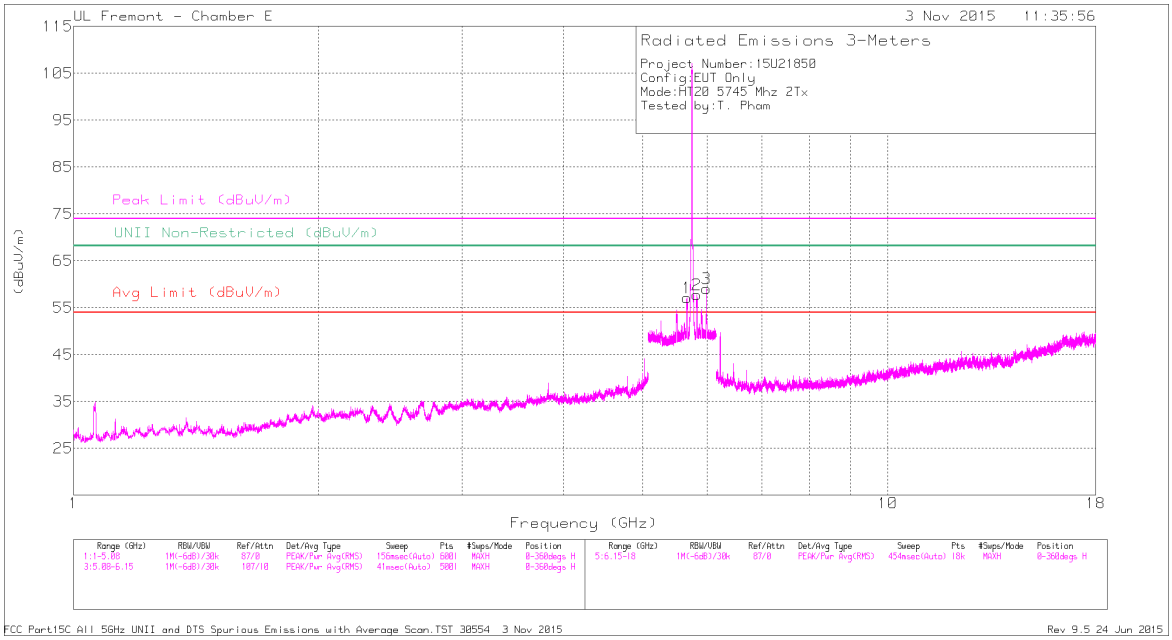

LOW CHANNEL VERTICAL PLOT

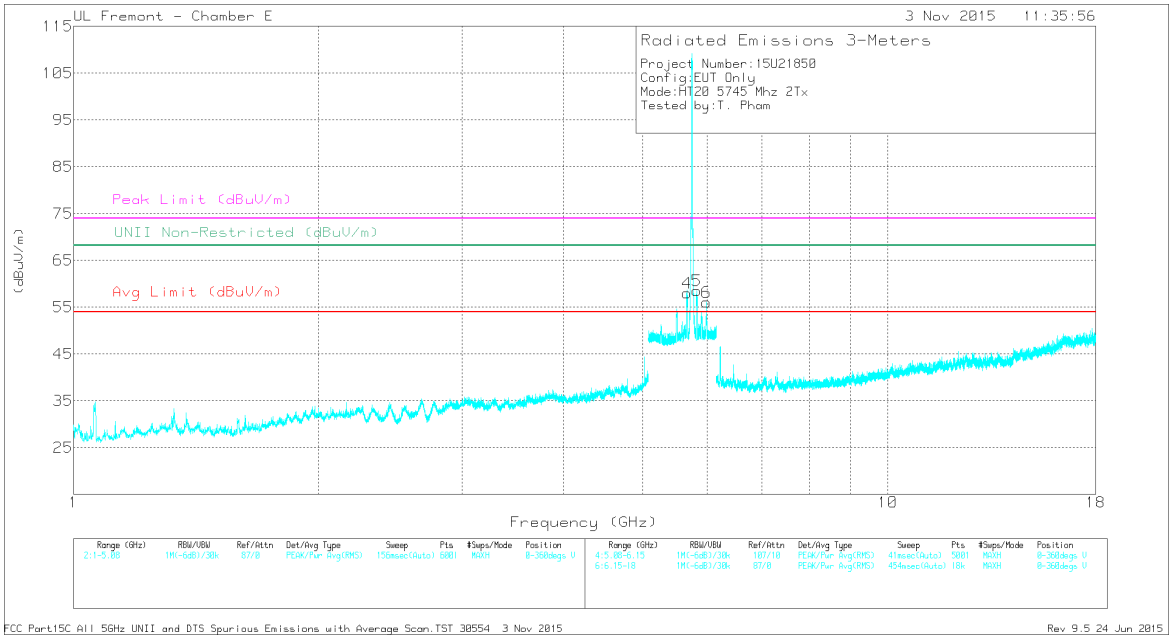

This report shall not be reproduced except in full, without the written approval of UL Verification Services Inc.

DATA

Marker	Frequency (GHz)	Meter Reading (dBuV)	Det	AF T346 (dB/m)	Amp/Cbl/Fltr/Pad (dB)	Corrected Reading (dBuV/m)	Avg Limit (dBuV/m)	Margin (dB)	Peak Limit (dBuV/m)	PK Margin (dB)	UNII Non-Restricted (dBuV/m)	PK Margin (dB)	Azimuth (Degs)	Height (cm)	Polarity
1	5.666	51.47	PK-U	34.6	-20.1	65.97	-	-	-	-	68.2	-2.23	291	129	H
4	5.667	52.93	PK-U	34.6	-20.1	67.43	-	-	-	-	68.2	-.77	234	215	V
2	5.827	51.31	PK-U	34.9	-20.2	66.01	-	-	-	-	68.2	-2.19	247	127	H
5	5.829	52.27	PK-U	34.9	-20.2	66.97	-	-	-	-	68.2	-1.23	223	212	V
3	5.984	50.05	PK-U	35.1	-20	65.15	-	-	-	-	68.2	-3.05	211	196	H
6	5.984	49.59	PK-U	35.1	-20	64.69	-	-	-	-	68.2	-3.51	234	240	V

PK-U - U-NII: Maximum Peak
FCC Part15C All 5GHz UNII and DTS Spurious Emissions with Average Scan.TST 30554 3 Nov 2015
Rev 9.5 24 Jun 2015

This report shall not be reproduced except in full, without the written approval of UL Verification Services Inc.

MID CHANNEL HARMONICS AND SPURIOUS EMISSIONS

MID CHANNEL HORIZONTAL PLOT

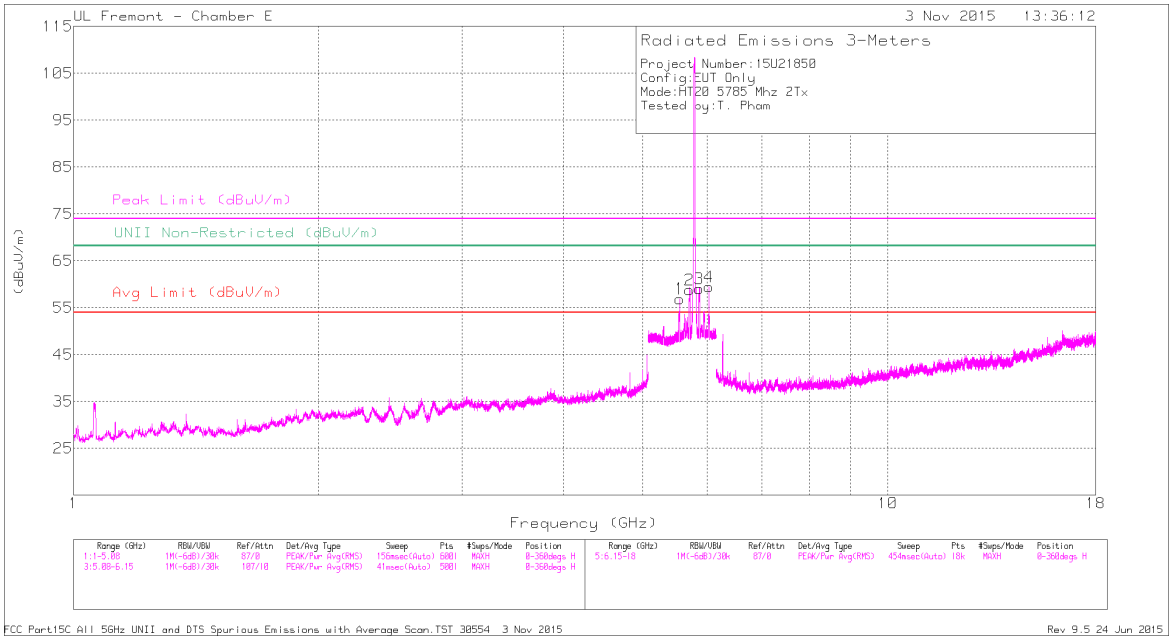

MID CHANNEL VERTICAL PLOT

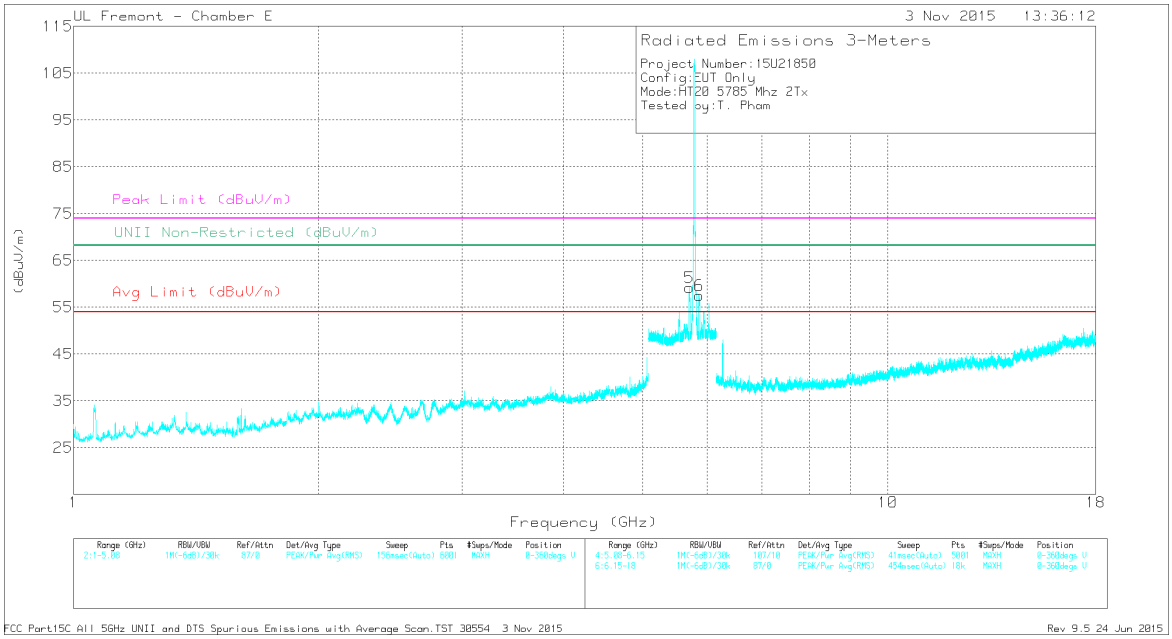

This report shall not be reproduced except in full, without the written approval of UL Verification Services Inc.

DATA

Marker	Frequency (GHz)	Meter Reading (dBuV)	Det	AF T346 (dB/m)	Amp/Cbl/Fltr/Pad (dB)	Corrected Reading (dBuV/m)	Avg Limit (dBuV/m)	Margin (dB)	Peak Limit (dBuV/m)	PK Margin (dB)	UNII Non-Restricted (dBuV/m)	PK Margin (dB)	Azimuth (Degs)	Height (cm)	Polarity
1	5.542	49.24	PK-U	34.6	-20.4	63.44	-	-	-	-	68.2	-4.76	265	249	H
5	5.703	52.95	PK-U	34.7	-20.1	67.55	-	-	-	-	68.2	-.65	224	219	V
2	5.706	52.28	PK-U	34.7	-20.1	66.88	-	-	-	-	68.2	-1.32	205	151	H
6	5.863	52.55	PK-U	34.9	-20.4	67.05	-	-	-	-	68.2	-1.15	7	176	V
3	5.866	52.92	PK-U	34.9	-20.4	67.42	-	-	-	-	68.2	-.78	211	138	H
4	6.026	49.76	PK-U	35.2	-19.9	65.06	-	-	-	-	68.2	-3.14	281	195	H

PK-U - U-NII: Maximum Peak
FCC Part15C All 5GHz UNII and DTS Spurious Emissions with Average Scan.TST 30554 3 Nov 2015
Rev 9.5 24 Jun 2015

UL VERIFICATION SERVICES INC. FORM NO: CCSUP4701J
47173 BENICIA STREET, FREMONT, CA 94538, USA TEL: (510) 771-1000 FAX: (510) 661-0888
This report shall not be reproduced except in full, without the written approval of UL Verification Services Inc.

HIGH CHANNEL HARMONICS AND SPURIOUS EMISSIONS

HIGH CHANNEL HORIZONTAL PLOT

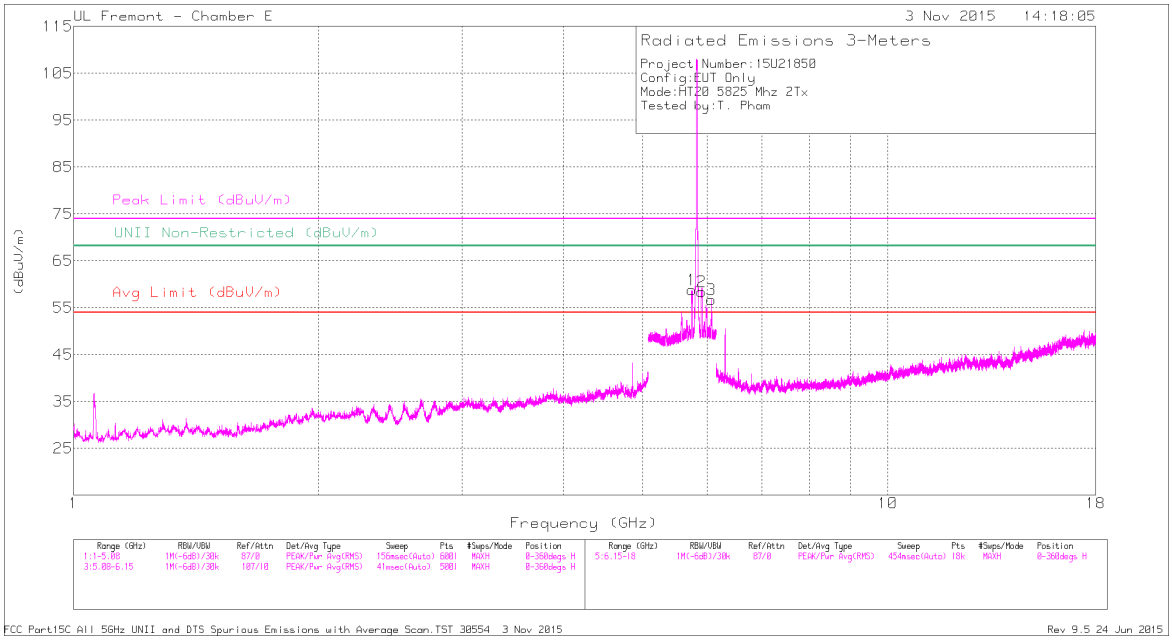

HIGH CHANNEL VERTICAL PLOT

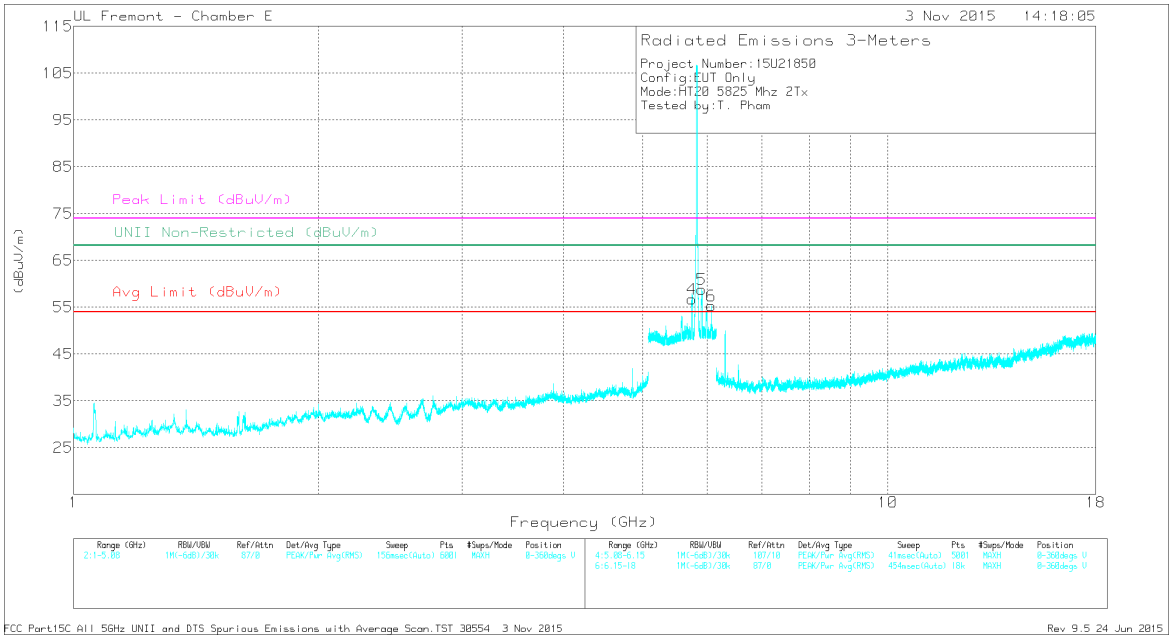

This report shall not be reproduced except in full, without the written approval of UL Verification Services Inc.

DATA

Marker	Frequency (GHz)	Meter Reading (dBuV)	Det	AF T346 (dB/m)	Amp/Cbl/Fltr/Pad (dB)	Corrected Reading (dBuV/m)	Avg Limit (dBuV/m)	Margin (dB)	Peak Limit (dBuV/m)	PK Margin (dB)	UNII Non-Restricted (dBuV/m)	PK Margin (dB)	Azimuth (Degs)	Height (cm)	Polarity
1	5.743	51.42	PK-U	34.7	-20	66.12	-	-	-	-	68.2	-2.08	224	191	V
4	5.749	53.07	PK-U	34.8	-20	67.87	-	-	-	-	68.2	-.33	221	108	H
2	5.898	52.54	PK-U	34.9	-20.3	67.14	-	-	-	-	68.2	-1.06	266	221	H
5	5.907	53.16	PK-U	34.9	-20.3	67.76	-	-	-	-	68.2	-.44	13	174	V
3	6.068	48.85	PK-U	35.2	-19.7	64.35	-	-	-	-	68.2	-3.85	305	190	H
6	6.068	46.36	PK-U	35.2	-19.7	61.86	-	-	-	-	68.2	-6.34	218	215	V

PK-U - U-NII: Maximum Peak
FCC Part15C All 5GHz UNII and DTS Spurious Emissions with Average Scan.TST 30554 3 Nov 2015
Rev 9.5 24 Jun 2015

UL VERIFICATION SERVICES INC. FORM NO: CCSUP4701J
47173 BENICIA STREET, FREMONT, CA 94538, USA TEL: (510) 771-1000 FAX: (510) 661-0888
This report shall not be reproduced except in full, without the written approval of UL Verification Services Inc.

9.6. 802.11n HT20 3TX CDD MODE IN THE 5.8 GHz BAND

RESTRICTED BANDEDGE (LOW CHANNEL)

LOW CHANNEL HORIZONTAL PLOT

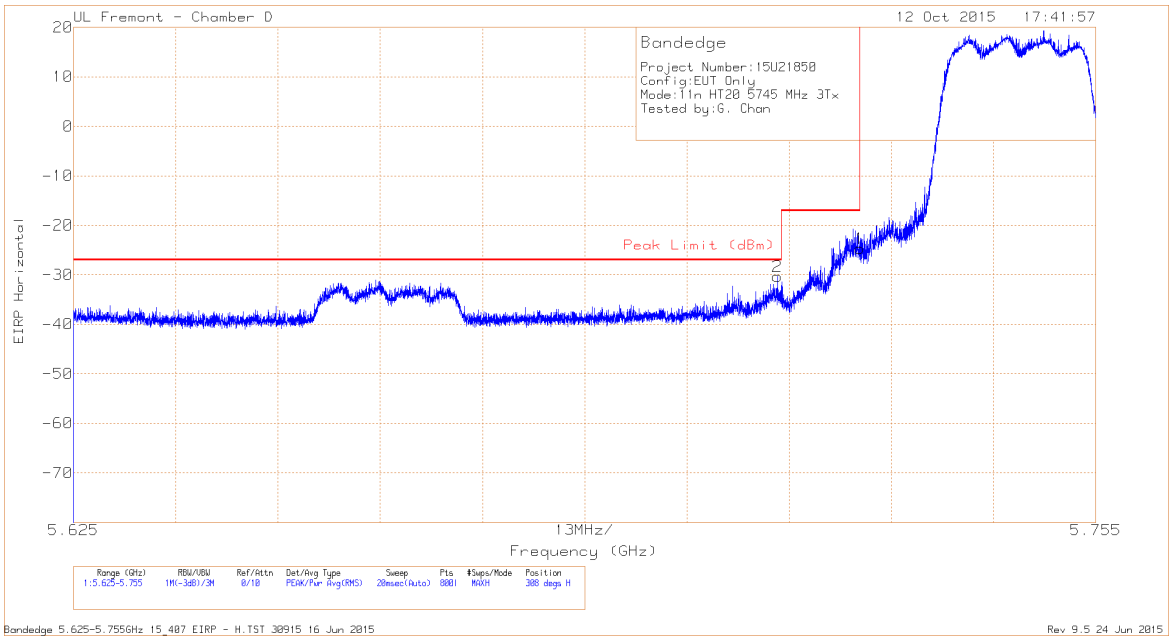

DATA

Marker	Frequency (GHz)	Meter Reading (dBm)	Det	AF T344 (dB/m)	Amp/Cbl/Fltr/Pad (dB)	Conversion Factor (dB)	Corrected Reading EIRP	Peak Limit (dBm)	PK Margin (dB)	Azimuth (Degs)	Height (cm)	Polarity
2	5.715	-59.19	Pk	34.6	-17.5	11.8	-30.29	-27	-3.29	308	146	H
1	5.725	-53.43	Pk	34.6	-17.6	11.8	-24.63	-17	-7.63	308	146	H

Pk - Peak detector

This report shall not be reproduced except in full, without the written approval of UL Verification Services Inc.

LOW CHANNEL VERTICAL PLOT

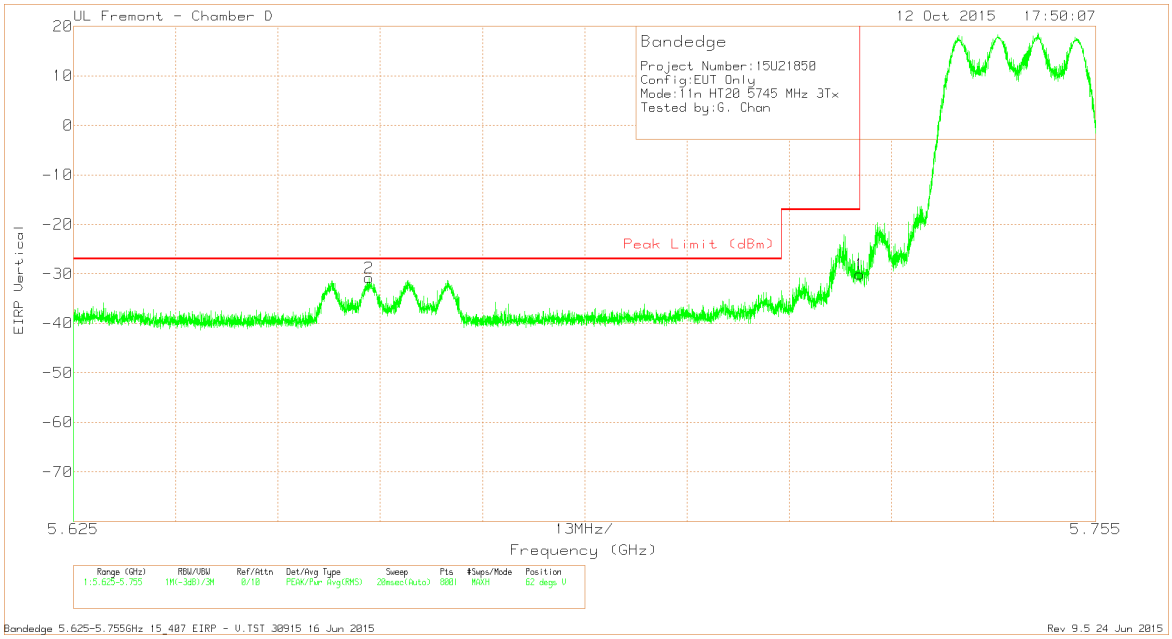

DATA

Marker	Frequency (GHz)	Meter Reading (dBm)	Det	AF T344 (dB/m)	Amp/Cbl/Fltr/Pad (dB)	Conversion Factor (dB)	Corrected Reading EIRP	Peak Limit (dBm)	PK Margin (dB)	Azimuth (Degs)	Height (cm)	Polarity
2	5.663	-59.71	Pk	34.5	-17.4	11.8	-30.81	-27	-3.81	62	154	V
1	5.725	-58.92	Pk	34.6	-17.6	11.8	-30.12	-17	-13.12	62	154	V

Pk - Peak detector

This report shall not be reproduced except in full, without the written approval of UL Verification Services Inc.

RESTRICTED BANDEDGE (HIGH CHANNEL)

HIGH CHANNEL HORIZONTAL PLOT

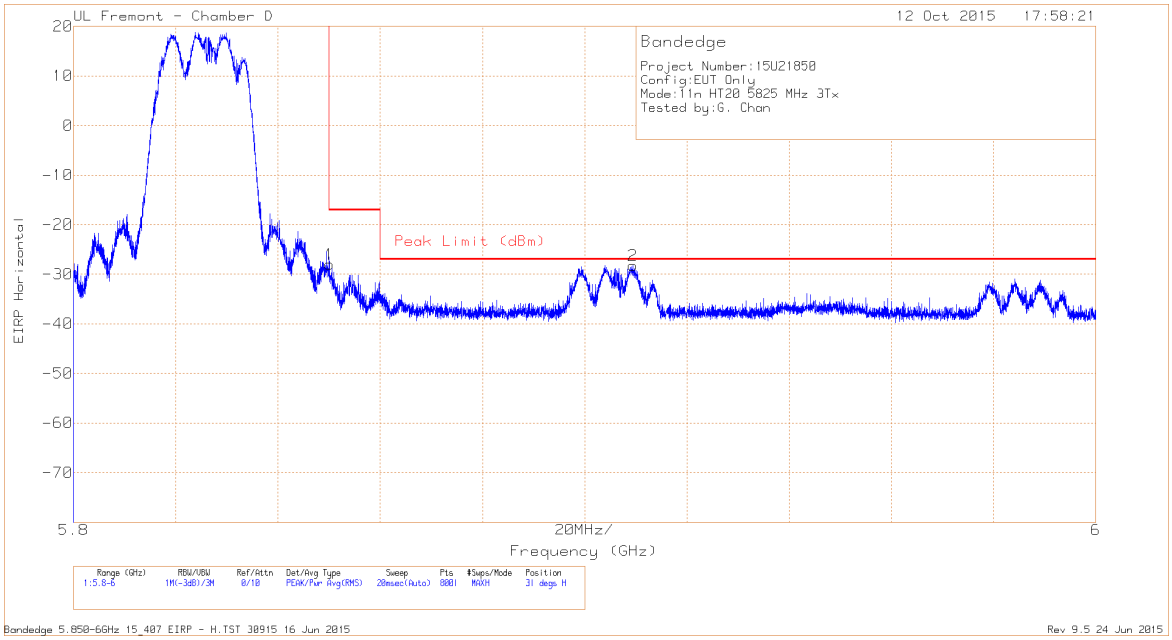

DATA

Marker	Frequency (GHz)	Meter Reading (dBm)	Det	AF T344 (dB/m)	Amp/Cbl/Fltr/Pad (dB)	Conversion Factor (dB)	Corrected Reading EIRP	Peak Limit (dBm)	PK Margin (dB)	Azimuth (Degs)	Height (cm)	Polarity
1	5.85	-56.93	Pk	34.9	-17.7	11.8	-27.93	-17	-10.93	31	233	H
2	5.909	-57.61	Pk	35.1	-17.5	11.8	-28.21	-27	-1.21	31	233	H

Pk - Peak detector

UL VERIFICATION SERVICES INC. FORM NO: CCSUP4701J
47173 BENICIA STREET, FREMONT, CA 94538, USA TEL: (510) 771-1000 FAX: (510) 661-0888
This report shall not be reproduced except in full, without the written approval of UL Verification Services Inc.

HIGH CHANNEL VERTICAL PLOT

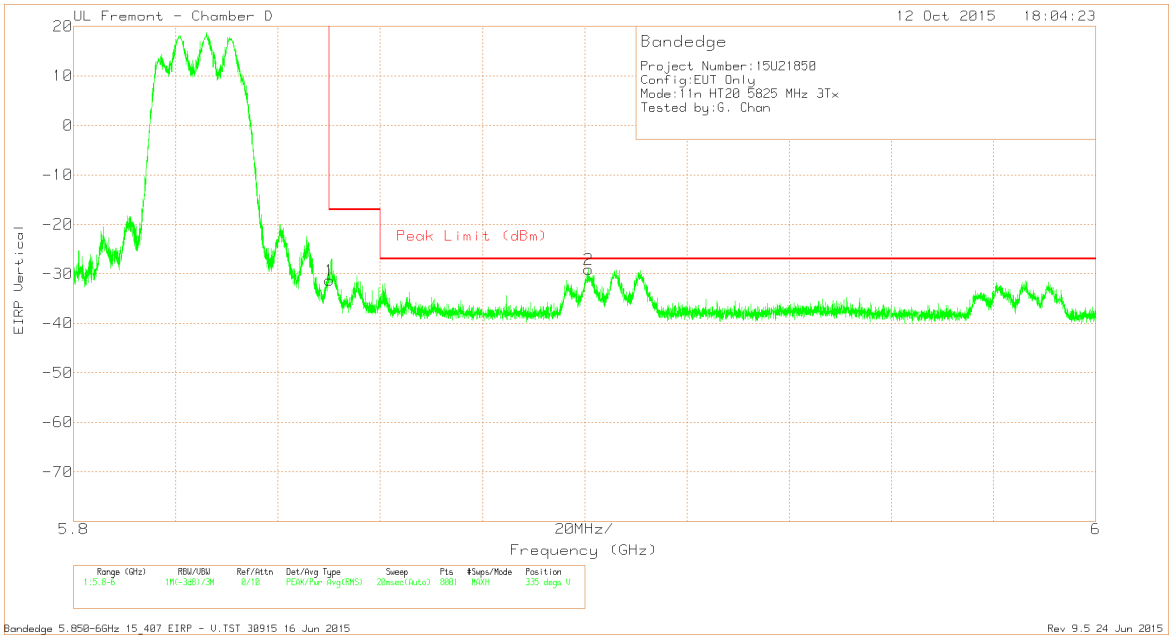

DATA

Marker	Frequency (GHz)	Meter Reading (dBm)	Det	AF T344 (dB/m)	Amp/Cbl/Fltr/Pad (dB)	Conversion Factor (dB)	Corrected Reading EIRP	Peak Limit (dBm)	PK Margin (dB)	Azimuth (Degs)	Height (cm)	Polarity
1	5.85	-60.25	Pk	34.9	-17.7	11.8	-31.25	-17	-14.25	335	257	V
2	5.901	-58.5	Pk	35.1	-17.5	11.8	-29.1	-27	-2.1	335	257	V

Pk - Peak detector

This report shall not be reproduced except in full, without the written approval of UL Verification Services Inc.

LOW CHANNEL HARMONICS AND SPURIOUS EMISSIONS

LOW CHANNEL HORIZONTAL PLOT

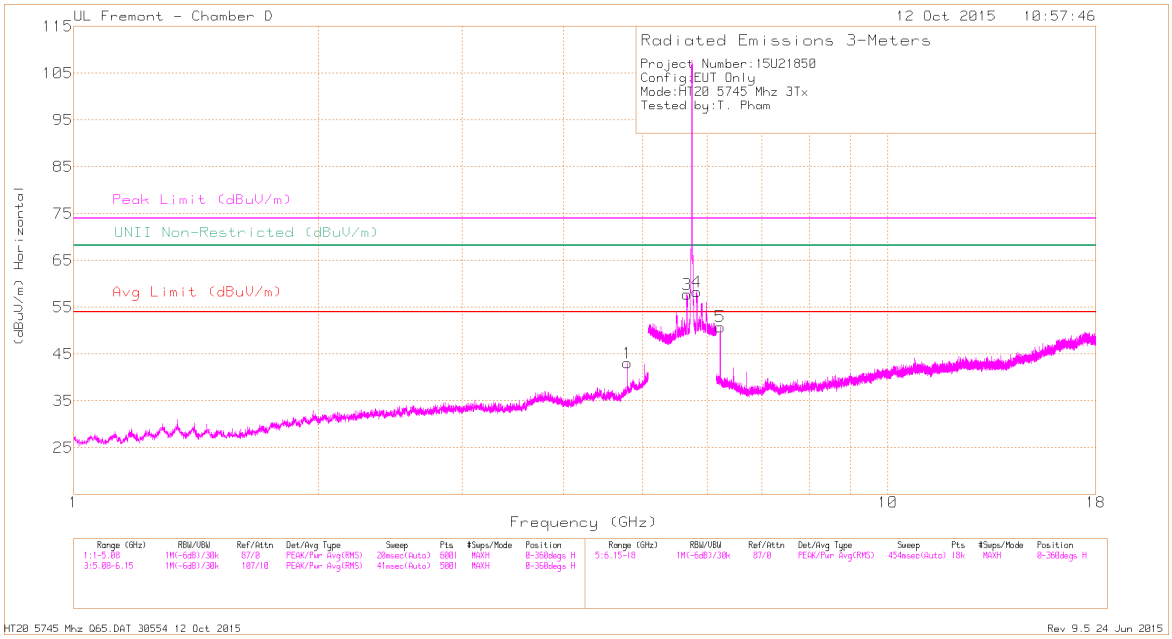

LOW CHANNEL VERTICAL PLOT

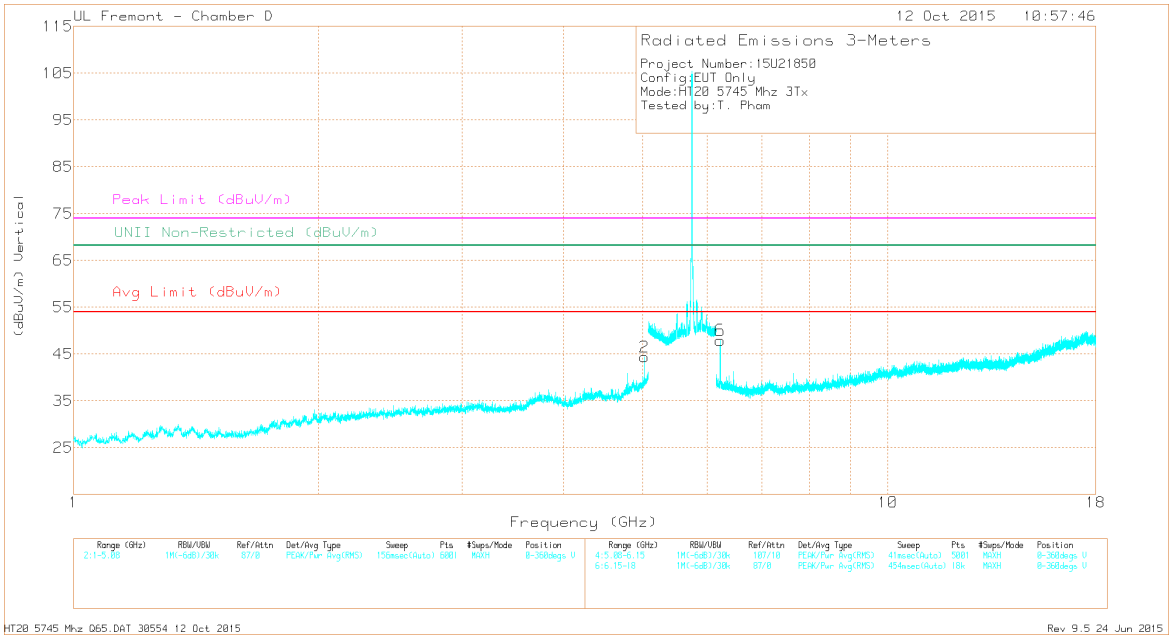

This report shall not be reproduced except in full, without the written approval of UL Verification Services Inc.

DATA

Markers	Frequency (GHz)	Meter Reading (dBuV)	Det	AF T344 (dB/m)	Amp/Cbl/Fltr/Pad (dB)	Corrected Reading (dBuV/m)	Avg Limit (dBuV/m)	Margin (dB)	Peak Limit (dBuV/m)	PK Margin (dB)	UNII Non-Restricted (dBuV/m)	PK Margin (dB)	Azimuth (Degs)	Height (cm)	Polarity
1	* 4.788	43.73	PK-U	34.1	-27.6	50.23	-	-	74	-23.77	-	-	24	294	H
	* 4.787	36.91	ADR	34.1	-27.6	43.41	54	-10.59	-	-	-	-	24	294	H
2	* 5.027	41.63	PK-U	34.3	-25.8	50.13	-	-	74	-23.87	-	-	15	202	V
	* 5.027	32.82	ADR	34.3	-25.8	41.32	54	-12.68	-	-	-	-	15	202	V
3	5.668	48.85	PK-U	34.5	-17.5	65.85	-	-	-	-	68.2	-2.35	79	117	H
4	5.817	50.39	PK-U	34.8	-17.8	67.39	-	-	-	-	68.2	-.81	42	213	H
5	6.224	47.83	PK-U	35.4	-26.7	56.53	-	-	-	-	68.2	-11.67	24	206	H
6	6.224	46.6	PK-U	35.4	-26.7	55.3	-	-	-	-	68.2	-12.9	265	310	V

* - indicates frequency in CFR15.205/IC7.2.2 Restricted Band

PK-U - U-NII: Maximum Peak

ADR - U-NII AD primary method, RMS average

This report shall not be reproduced except in full, without the written approval of UL Verification Services Inc.

MID CHANNEL HARMONICS AND SPURIOUS EMISSIONS

MID CHANNEL HORIZONTAL PLOT

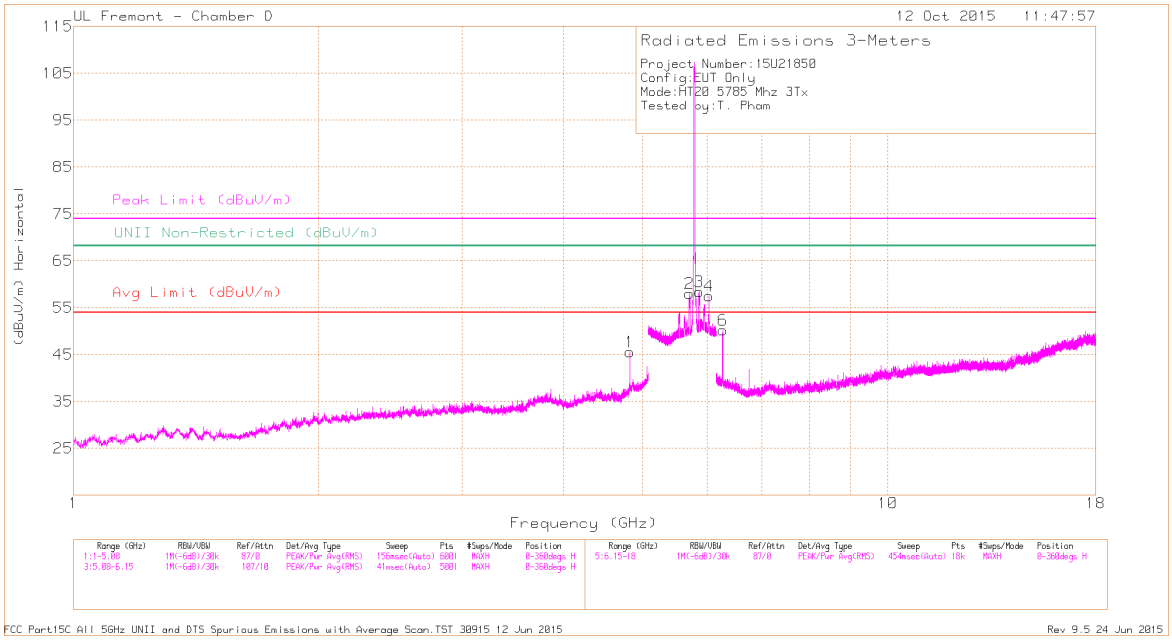

MID CHANNEL VERTICAL PLOT

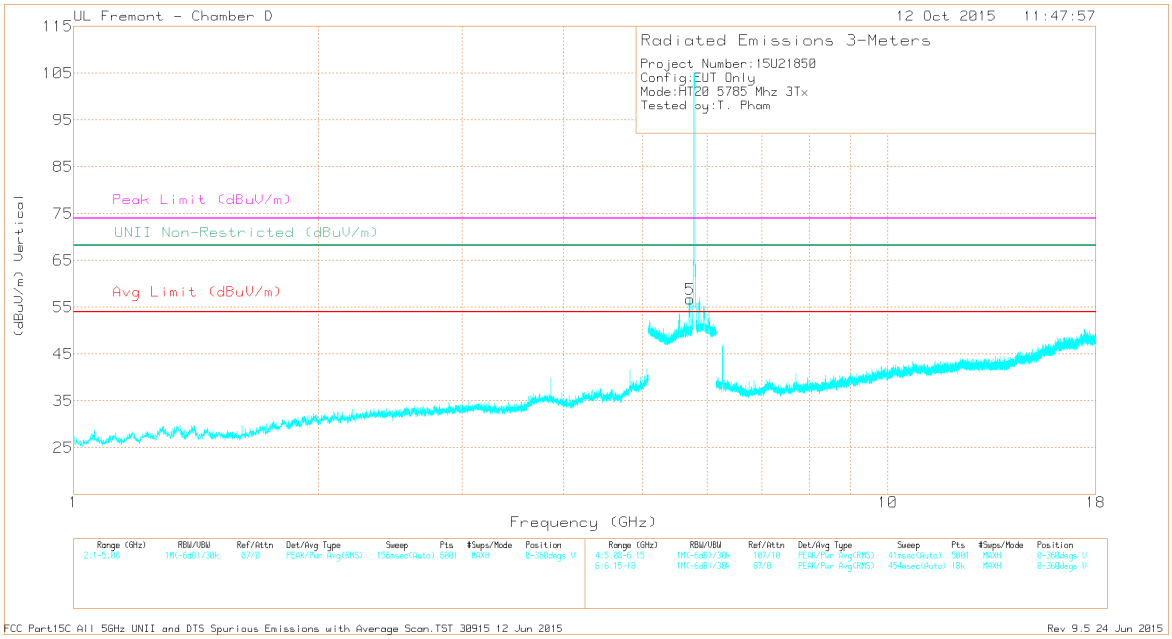

This report shall not be reproduced except in full, without the written approval of UL Verification Services Inc.

DATA

Markers	Frequency (GHz)	Meter Reading (dBuV)	Det	AF T344 (dB/m)	Amp/Cbl/Fltr/Pad (dB)	Corrected Reading (dBuV/m)	Avg Limit (dBuV/m)	Margin (dB)	Peak Limit (dBuV/m)	PK Margin (dB)	UNII Non-Restricted (dBuV/m)	PK Margin (dB)	Azimuth (Degs)	Height (cm)	Polarity
1	* 4.821	44.49	PK-U	34.1	-27.2	51.39	-	-	74	-22.61	-	-	15	307	H
	* 4.821	37.63	ADR	34.1	-27.2	44.53	54	-9.47	-	-	-	-	15	307	H
2	5.706	49.11	PK-U	34.5	-17.5	66.11	-	-	-	-	68.2	-2.09	90	108	H
5	5.706	48.32	PK-U	34.5	-17.5	65.32	-	-	-	-	68.2	-2.88	321	302	V
3	5.859	49.78	PK-U	34.9	-17.6	67.08	-	-	-	-	68.2	-1.12	20	205	H
4	6.026	44.67	PK-U	35.5	-17.8	62.37	-	-	-	-	68.2	-5.83	44	208	H
6	6.267	47.68	PK-U	35.4	-26.3	56.78	-	-	-	-	68.2	-11.42	20	178	H

* - indicates frequency in CFR15.205/IC7.2.2 Restricted Band

PK-U - U-NII: Maximum Peak

ADR - U-NII AD primary method, RMS average

This report shall not be reproduced except in full, without the written approval of UL Verification Services Inc.

HIGH CHANNEL HARMONICS AND SPURIOUS EMISSIONS

HIGH CHANNEL HORIZONTAL PLOT

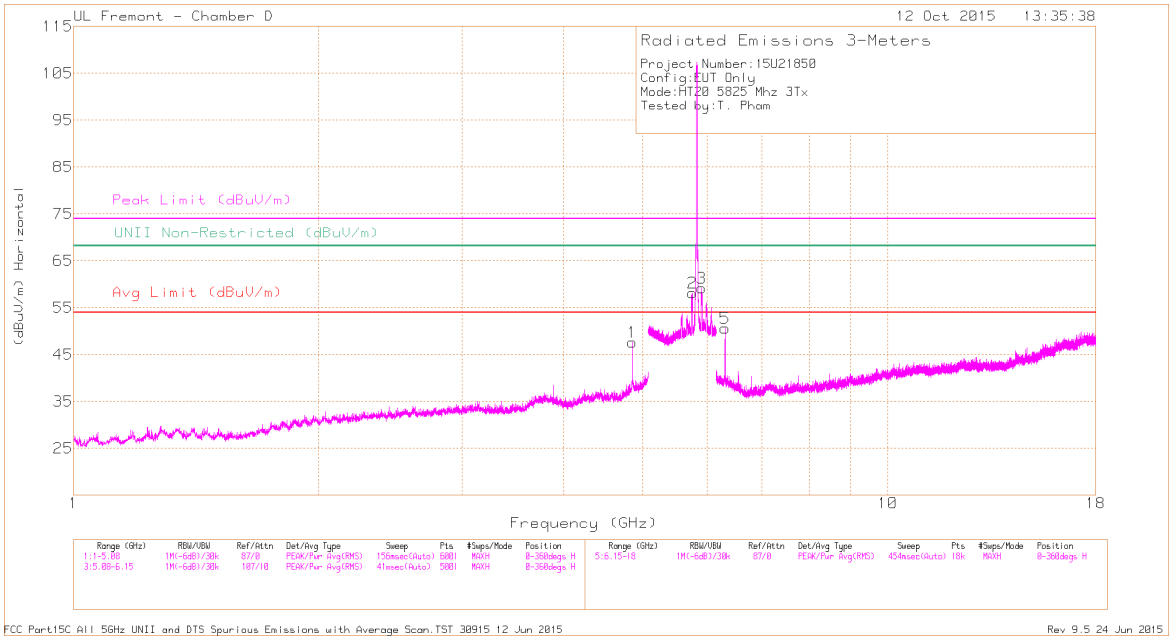

HIGH CHANNEL VERTICAL PLOT

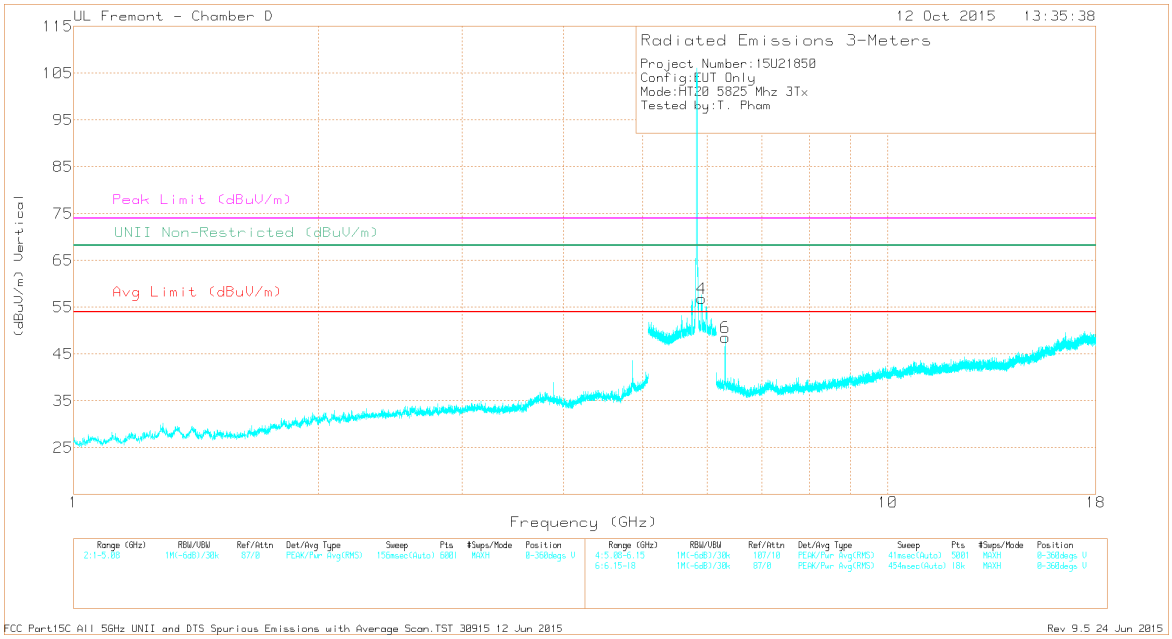

This report shall not be reproduced except in full, without the written approval of UL Verification Services Inc.

DATA

Markers	Frequency (GHz)	Meter Reading (dBuV)	Det	AF T344 (dB/m)	Amp/Cbl/Fltr/Pad (dB)	Corrected Reading (dBuV/m)	Avg Limit (dBuV/m)	Margin (dB)	Peak Limit (dBuV/m)	PK Margin (dB)	UNII Non-Restricted (dBuV/m)	PK Margin (dB)	Azimuth (Degs)	Height (cm)	Polarity
1	* 4.854	44.58	PK-U	34.1	-25.7	52.98	-	-	74	-21.02	-	-	15	288	H
	* 4.854	38.49	ADR	34.1	-25.7	46.89	54	-7.11	-	-	-	-	15	288	H
2	5.743	49.06	PK-U	34.6	-17.6	66.06	-	-	-	-	68.2	-2.14	76	115	H
3	5.904	49.78	PK-U	35.1	-17.5	67.38	-	-	-	-	68.2	-.82	20	197	H
4	5.906	49.46	PK-U	35.1	-17.5	67.06	-	-	-	-	68.2	-1.14	318	283	V
5	6.311	47.86	PK-U	35.4	-26	57.26	-	-	-	-	68.2	-10.94	18	166	H
6	6.311	46.52	PK-U	35.4	-26	55.92	-	-	-	-	68.2	-12.28	78	104	V

* - indicates frequency in CFR15.205/IC7.2.2 Restricted Band

PK-U - U-NII: Maximum Peak

ADR - U-NII AD primary method, RMS average

UL VERIFICATION SERVICES INC. FORM NO: CCSUP4701J
47173 BENICIA STREET, FREMONT, CA 94538, USA TEL: (510) 771-1000 FAX: (510) 661-0888
This report shall not be reproduced except in full, without the written approval of UL Verification Services Inc.

9.7. 802.11n HT20 3TX BF MODE IN THE 5.8 GHz BAND

RESTRICTED BANDEDGE (LOW CHANNEL)

LOW CHANNEL HORIZONTAL PLOT

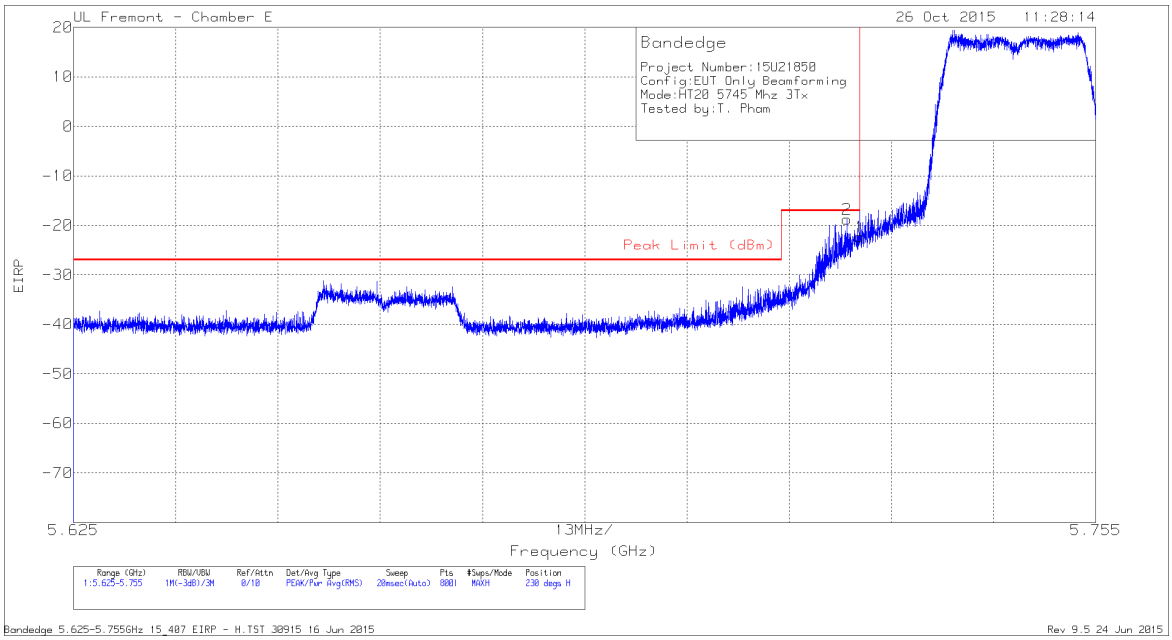

DATA

Trace Markers

Marker	Frequency (GHz)	Meter Reading (dBm)	Det	AF T346 (dB/m)	Amp/Cbl/Fltr/Pad (dB)	Conversion Factor (dB)	Corrected Reading EIRP	Peak Limit (dBm)	PK Margin (dB)	Azimuth (Degs)	Height (cm)	Polarity
2	5.723	-45.2	Pk	34.7	-20.1	11.8	-18.8	-17	-1.8	230	212	H
1	5.725	-48.72	Pk	34.7	-20.1	11.8	-22.32	-17	-5.32	230	212	H

Pk - Peak detector

This report shall not be reproduced except in full, without the written approval of UL Verification Services Inc.

LOW CHANNEL VERTICAL PLOT

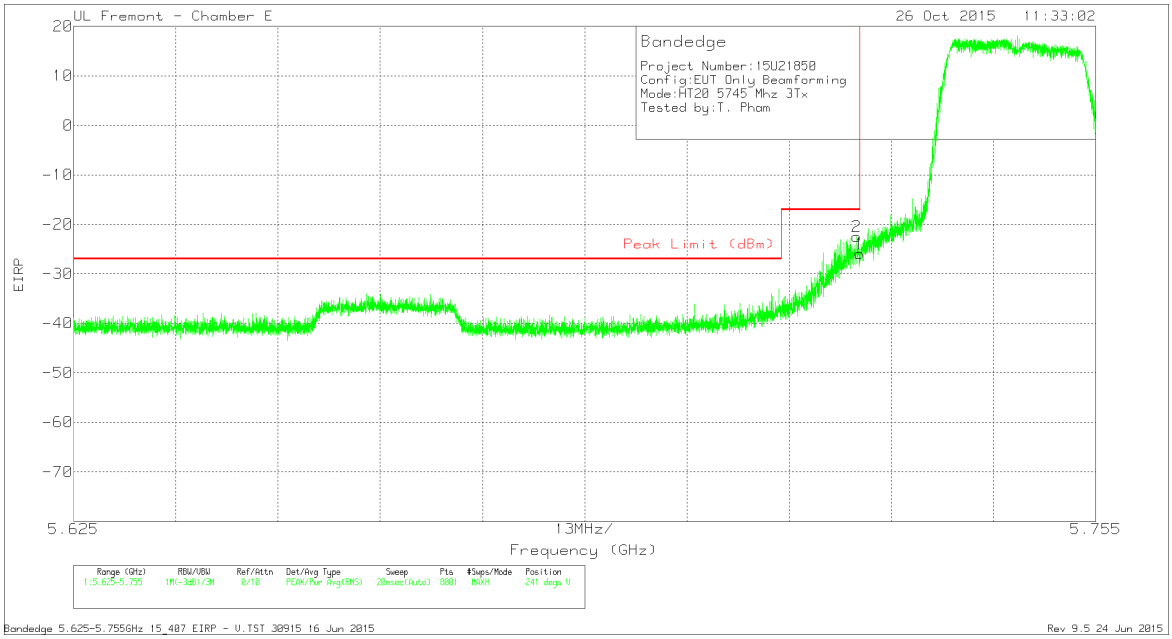

DATA

Trace Markers

Marker	Frequency (GHz)	Meter Reading (dBm)	Det	AF T346 (dB/m)	Amp/Cbl/Fltr/Pad (dB)	Conversion Factor (dB)	Corrected Reading EIRP	Peak Limit (dBm)	PK Margin (dB)	Azimuth (Degs)	Height (cm)	Polarity
1	5.725	-52.28	Pk	34.7	-20.1	11.8	-25.88	-17	-8.88	241	313	V
2	5.725	-48.84	Pk	34.7	-20.1	11.8	-22.44	-17	-5.44	241	313	V

Pk - Peak detector

This report shall not be reproduced except in full, without the written approval of UL Verification Services Inc.

RESTRICTED BANDEDGE (HIGH CHANNEL)

HIGH CHANNEL HORIZONTAL PLOT

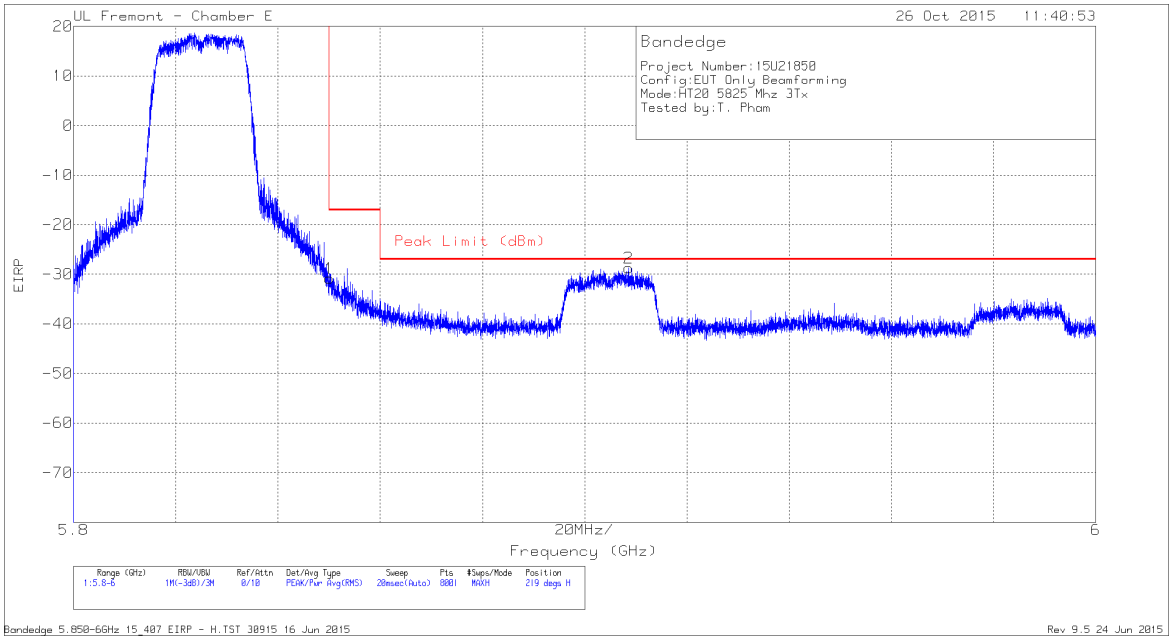

DATA

Trace Markers

Marker	Frequency (GHz)	Meter Reading (dBm)	Det	AF T346 (dB/m)	Amp/Cbl/Fltr/Pad (dB)	Conversion Factor (dB)	Corrected Reading EIRP	Peak Limit (dBm)	PK Margin (dB)	Azimuth (Degs)	Height (cm)	Polarity
1	5.85	-57.25	Pk	34.9	-20.3	11.8	-30.85	-17	-13.85	219	201	H
2	5.909	-55.13	Pk	34.9	-20.3	11.8	-28.73	-27	-1.73	219	201	H

Pk - Peak detector

UL VERIFICATION SERVICES INC. FORM NO: CCSUP4701J
47173 BENICIA STREET, FREMONT, CA 94538, USA TEL: (510) 771-1000 FAX: (510) 661-0888
This report shall not be reproduced except in full, without the written approval of UL Verification Services Inc.

HIGH CHANNEL VERTICAL PLOT

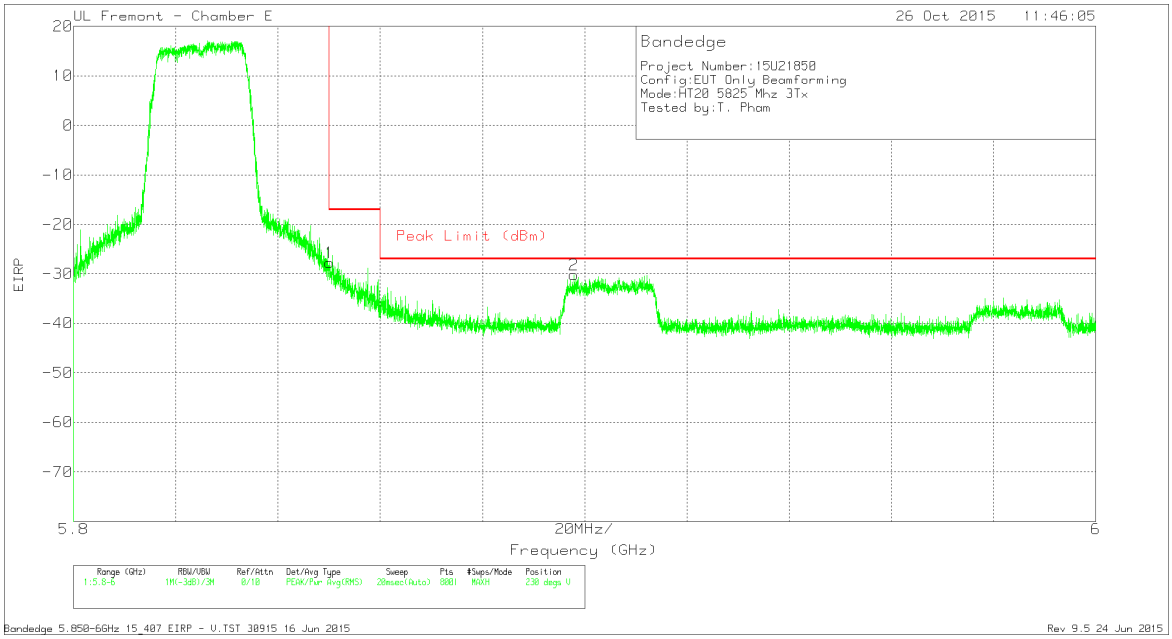

DATA

Trace Markers

Marker	Frequency (GHz)	Meter Reading (dBm)	Det	AF T346 (dB/m)	Amp/Cbl/Fltr/Pad (dB)	Conversion Factor (dB)	Corrected Reading EIRP	Peak Limit (dBm)	PK Margin (dB)	Azimuth (Degs)	Height (cm)	Polarity
1	5.85	-54.09	Pk	34.9	-20.3	11.8	-27.69	-17	-10.69	230	296	V
2	5.898	-56.63	Pk	34.9	-20.3	11.8	-30.23	-27	-3.23	230	296	V

Pk - Peak detector

This report shall not be reproduced except in full, without the written approval of UL Verification Services Inc.

LOW CHANNEL HARMONICS AND SPURIOUS EMISSIONS

LOW CHANNEL HORIZONTAL PLOT

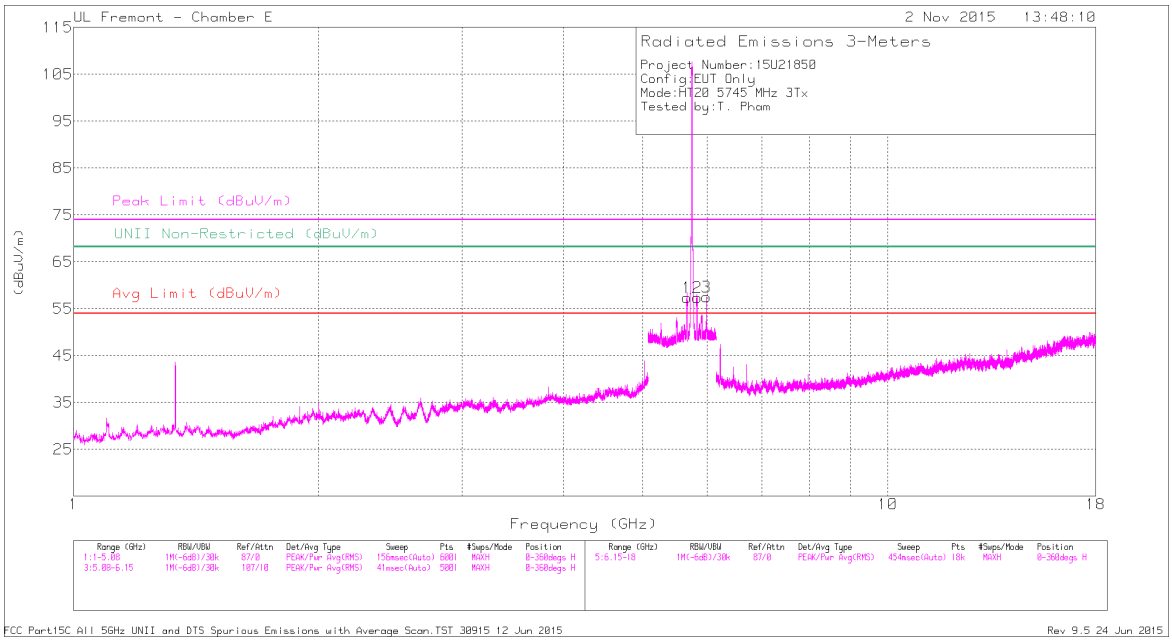

LOW CHANNEL VERTICAL PLOT

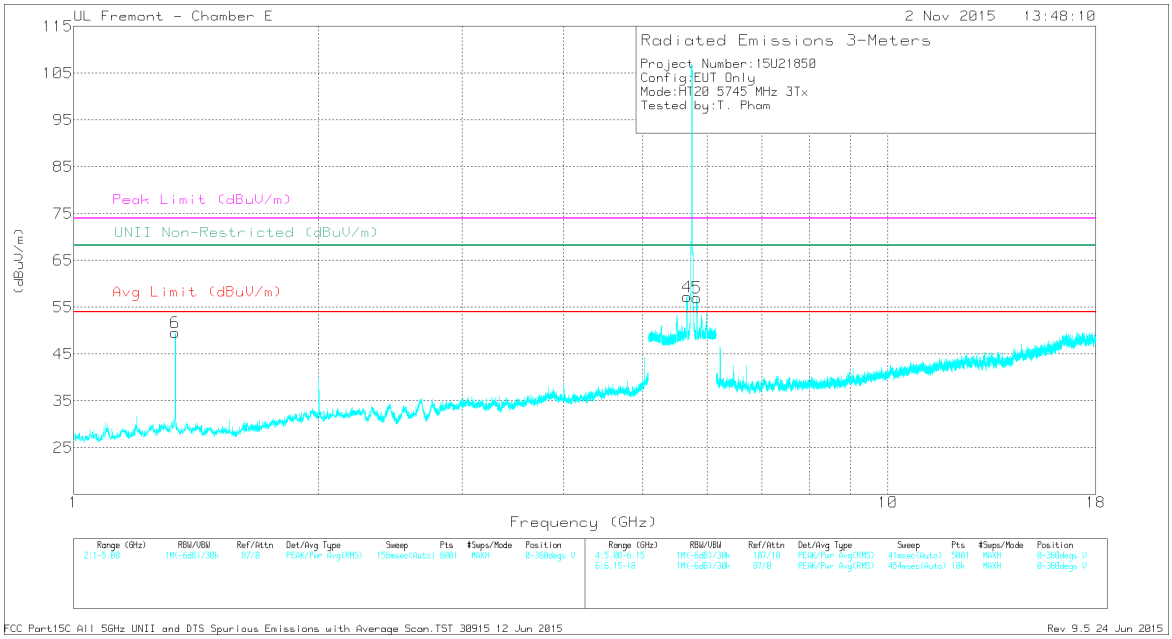

This report shall not be reproduced except in full, without the written approval of UL Verification Services Inc.

DATA

Frequency (GHz)	Meter Reading (dBuV)	Det	AF T346 (dB/m)	Amp/Cbl/Fltr/Pad (dB)	Corrected Reading (dBuV/m)	DC Corr Factor	Avg Limit (dBuV/m)	Margin (dB)	Peak Limit (dBuV/m)	PK Margin (dB)	UNII Non-Restricted (dBuV/m)	PK Margin (dB)	Azimuth (Degs)	Height (cm)	Polarity
* 1.333	58.08	PK-U	28.8	-35.3	51.58		-	-	74	-22.42	-	-	227	103	V
* 1.333	56.09	ADR	28.8	-35.3	49.59	.12	54	-4.41	-	-	-	-	227	103	V
5.664	51.56	PK-U	34.6	-20.1	66.06		-	-	-	-	68.2	-2.14	350	101	H
5.664	51.92	PK-U	34.6	-20.1	66.42		-	-	-	-	68.2	-1.78	231	322	V
5.823	50.86	PK-U	34.9	-20.1	65.66		-	-	-	-	68.2	-2.54	0	103	H
5.823	50.96	PK-U	34.9	-20.1	65.76		-	-	-	-	68.2	-2.44	230	179	V
5.984	49.46	PK-U	35.1	-20	64.56		-	-	-	-	68.2	-3.64	310	173	H

* - indicates frequency in CFR15.205/IC7.2.2 Restricted Band

PK-U - U-NII: Maximum Peak

ADR - U-NII AD primary method, RMS average

FCC Part15C All 5GHz UNII and DTS Spurious Emissions with Average Scan.TST 30915 12 Jun 2015

Rev 9.5 24 Jun 2015

UL VERIFICATION SERVICES INC. FORM NO: CCSUP4701J
47173 BENICIA STREET, FREMONT, CA 94538, USA TEL: (510) 771-1000 FAX: (510) 661-0888
This report shall not be reproduced except in full, without the written approval of UL Verification Services Inc.

MID CHANNEL HARMONICS AND SPURIOUS EMISSIONS

MID CHANNEL HORIZONTAL PLOT

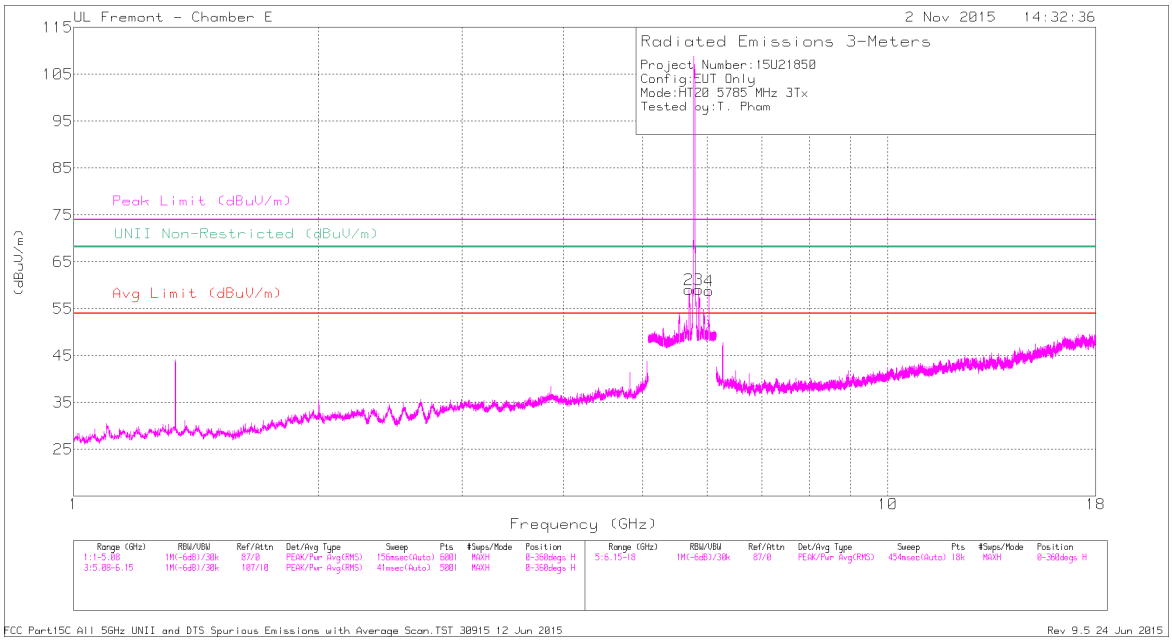

MID CHANNEL VERTICAL PLOT

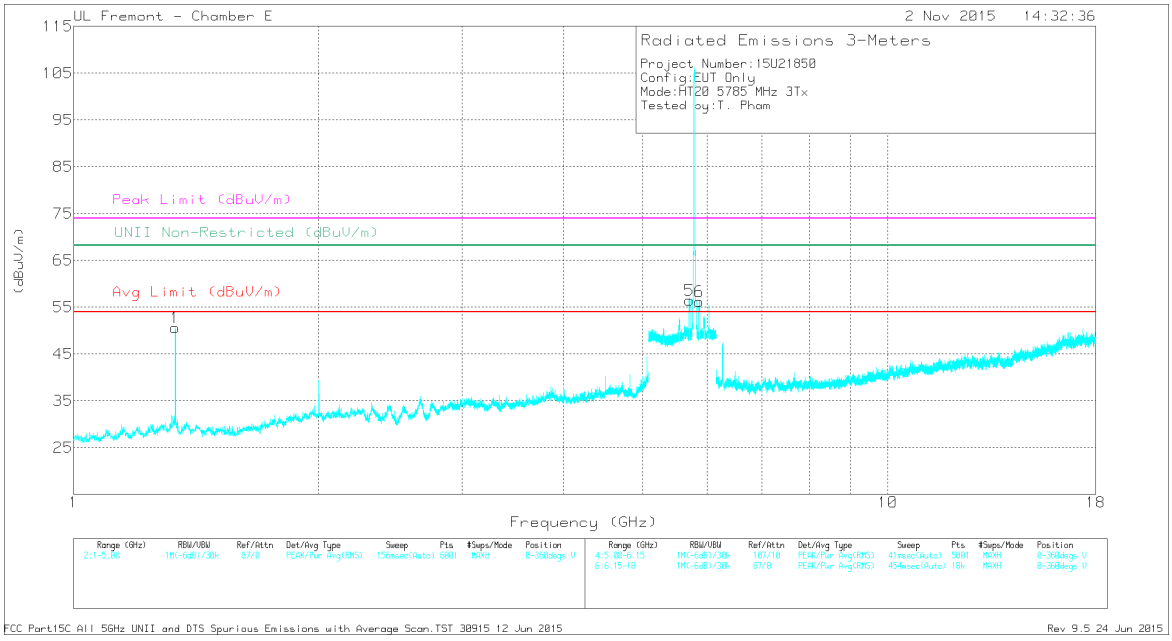

This report shall not be reproduced except in full, without the written approval of UL Verification Services Inc.

DATA

Frequency (GHz)	Meter Reading (dBuV)	Det	AF T346 (dB/m)	Amp/Cbl/Fltr/Pad (dB)	Corrected Reading (dBuV/m)	DC Corr Factor	Avg Limit (dBuV/m)	Margin (dB)	Peak Limit (dBuV/m)	PK Margin (dB)	UNII Non-Restricted (dBuV/m)	PK Margin (dB)	Azimuth (Degs)	Height (cm)	Polarity
* 1.333	58.17	PK-U	28.8	-35.3	51.67		-	-	74	-22.33	-	-	223	180	V
* 1.333	56.19	ADR	28.8	-35.3	49.69	.12	54	-4.31	-	-	-	-	223	180	V
5.7	51.26	PK-U	34.7	-20.1	65.86		-	-	-	-	68.2	-2.34	231	200	V
5.707	51.73	PK-U	34.7	-20.1	66.33		-	-	-	-	68.2	-1.87	304	204	H
5.863	52.38	PK-U	34.9	-20.4	66.88		-	-	-	-	68.2	-1.32	303	220	H
5.867	50.49	PK-U	34.9	-20.4	64.99		-	-	-	-	68.2	-3.21	12	237	V
6.026	48.89	PK-U	35.2	-20	64.09		-	-	-	-	68.2	-4.11	309	188	H

* - indicates frequency in CFR15.205/IC7.2.2 Restricted Band

PK-U - U-NII: Maximum Peak

ADR - U-NII AD primary method, RMS average

FCC Part15C All 5GHz UNII and DTS Spurious Emissions with Average Scan.TST 30915 12 Jun 2015

Rev 9.5 24 Jun 2015

UL VERIFICATION SERVICES INC. FORM NO: CCSUP4701J
47173 BENICIA STREET, FREMONT, CA 94538, USA TEL: (510) 771-1000 FAX: (510) 661-0888
This report shall not be reproduced except in full, without the written approval of UL Verification Services Inc.

HIGH CHANNEL HARMONICS AND SPURIOUS EMISSIONS

HIGH CHANNEL HORIZONTAL PLOT

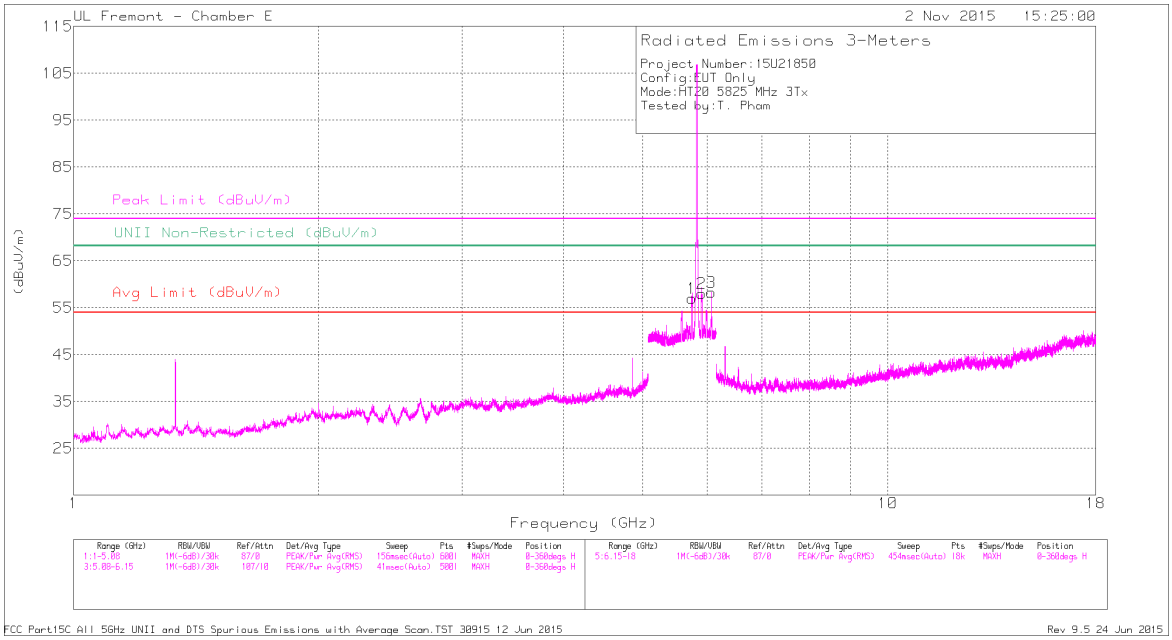

HIGH CHANNEL VERTICAL PLOT

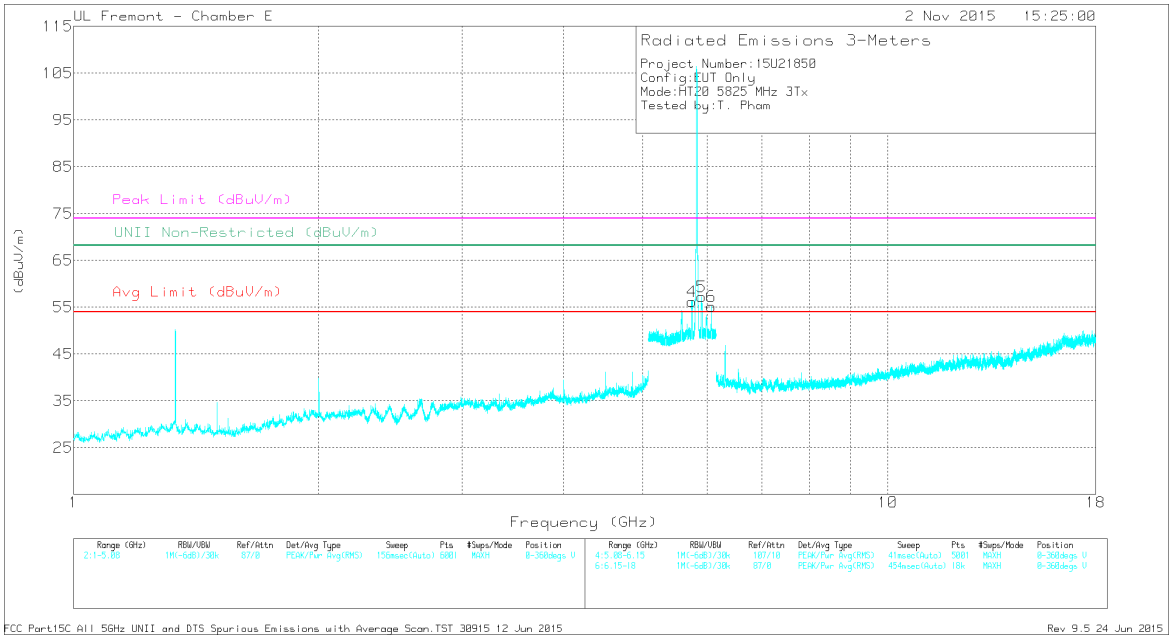

This report shall not be reproduced except in full, without the written approval of UL Verification Services Inc.

DATA

Frequency (GHz)	Meter Reading (dBuV)	Det	AF T346 (dB/m)	Amp/Cbl/Fltr/Pad (dB)	Corrected Reading (dBuV/m)	Avg Limit (dBuV/m)	Margin (dB)	Peak Limit (dBuV/m)	PK Margin (dB)	UNII Non-Restricted (dBuV/m)	PK Margin (dB)	Azimuth (Degs)	Height (cm)	Polarity
5.738	50.99	PK-U	34.7	-20.1	65.59	-	-	-	-	68.2	-2.61	223	257	V
5.743	51.48	PK-U	34.7	-20	66.18	-	-	-	-	68.2	-2.02	308	210	H
5.906	51.95	PK-U	34.9	-20.3	66.55	-	-	-	-	68.2	-1.65	296	223	H
5.906	51.62	PK-U	34.9	-20.3	66.22	-	-	-	-	68.2	-1.98	14	184	V
6.067	49.08	PK-U	35.2	-19.7	64.58	-	-	-	-	68.2	-3.62	215	134	H
6.068	47.81	PK-U	35.2	-19.7	63.31	-	-	-	-	68.2	-4.89	227	318	V

PK-U - U-NII: Maximum Peak

FCC Part15C All 5GHz UNII and DTS Spurious Emissions with Average Scan.TST 30915 12 Jun 2015

Rev 9.5 24 Jun 2015

This report shall not be reproduced except in full, without the written approval of UL Verification Services Inc.

9.8. 802.11n HT40 1TX MODE IN THE 5.8 GHz BAND

RESTRICTED BANDEDGE, CHAIN 0 (LOW CHANNEL)

LOW CHANNEL HORIZONTAL PLOT

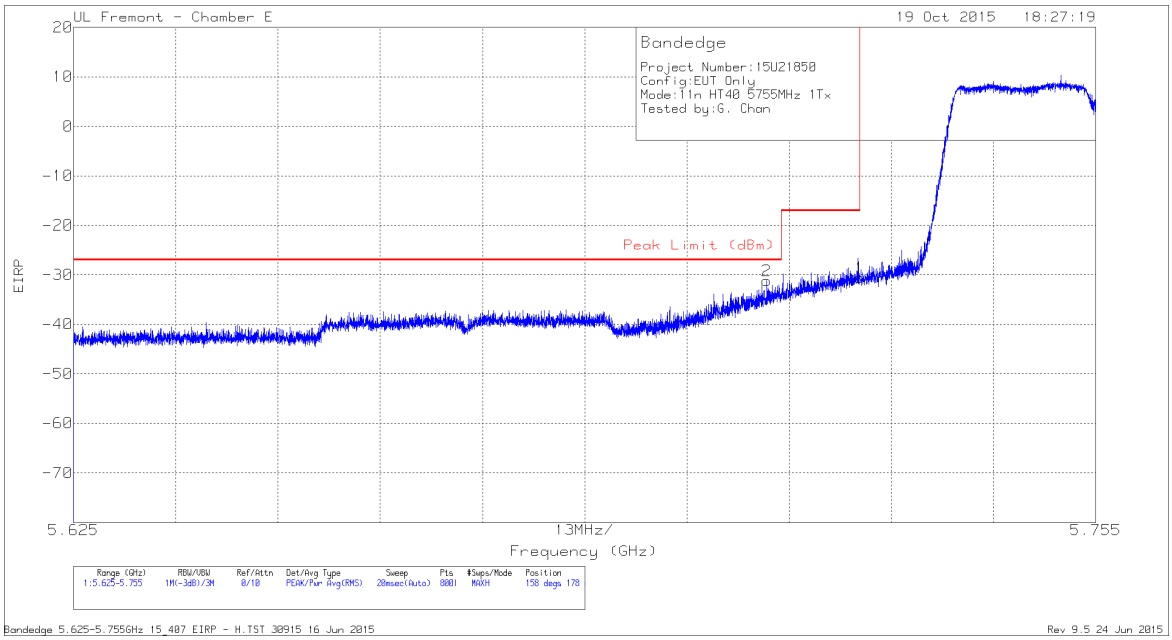

DATA

Marker	Frequency (GHz)	Meter Reading (dBm)	Det	AF T346 (dB/m)	Amp/Cbl/Fltr/Pad (dB)	Conversion Factor (dB)	Corrected Reading EIRP	Peak Limit (dBm)	PK Margin (dB)	Azimuth (Degs)	Height (cm)	Polarity
2	5.713	-57.92	Pk	34.7	-19.8	11.8	-31.22	-27	-4.22	158	178	H
1	5.725	-57.31	Pk	34.7	-19.8	11.8	-30.61	-17	-13.61	158	178	H

Pk - Peak detector

This report shall not be reproduced except in full, without the written approval of UL Verification Services Inc.

LOW CHANNEL VERTICAL PLOT

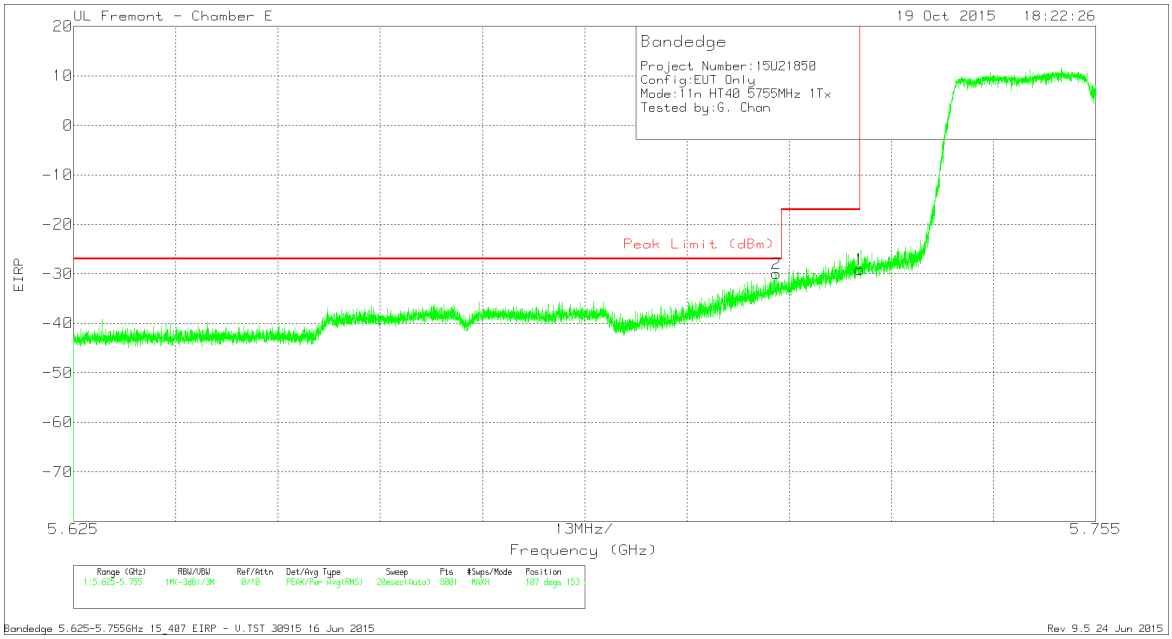

DATA

Marker	Frequency (GHz)	Meter Reading (dBm)	Det	AF T346 (dB/m)	Amp/Cbl/Fltr/Pad (dB)	Conversion Factor (dB)	Corrected Reading EIRP	Peak Limit (dBm)	PK Margin (dB)	Azimuth (Degs)	Height (cm)	Polarity
2	5.714	-56.61	Pk	34.7	-19.8	11.8	-29.91	-27	-2.91	107	153	V
1	5.725	-55.75	Pk	34.7	-19.8	11.8	-29.05	-17	-12.05	107	153	V

Pk - Peak detector

This report shall not be reproduced except in full, without the written approval of UL Verification Services Inc.

RESTRICTED BANDEDGE, CHAIN 0 (HIGH CHANNEL)

HIGH CHANNEL HORIZONTAL PLOT

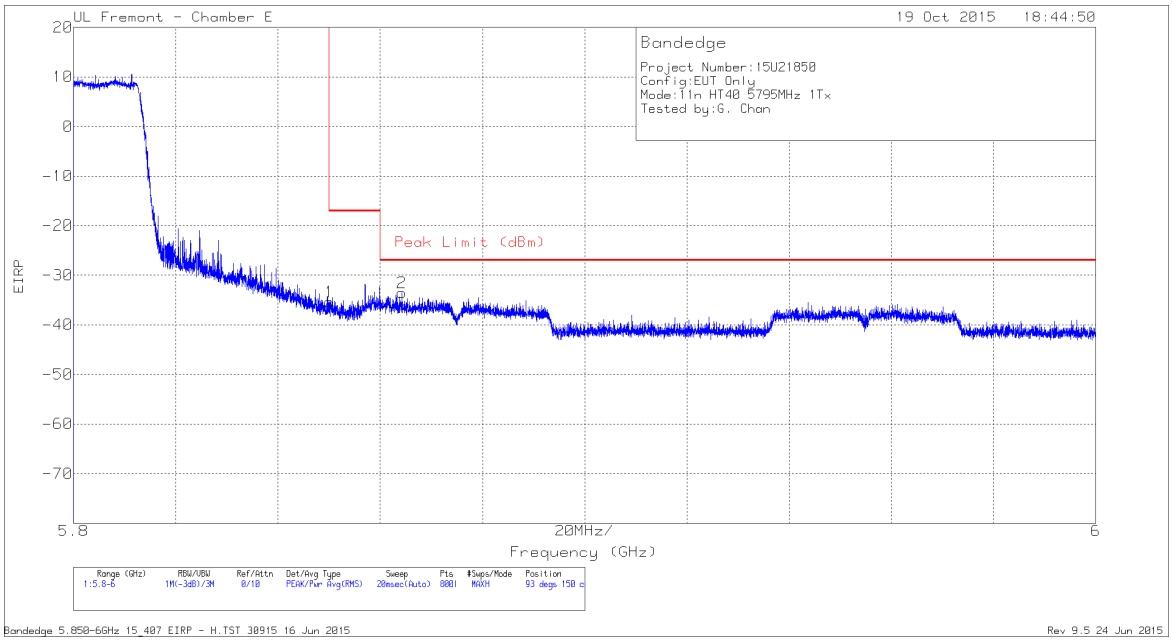

DATA

Marker	Frequency (GHz)	Meter Reading (dBm)	Det	AF T346 (dB/m)	Amp/Cbl/Fltr/Pad (dB)	Conversion Factor (dB)	Corrected Reading EIRP	Peak Limit (dBm)	PK Margin (dB)	Azimuth (Degs)	Height (cm)	Polarity
1	5.85	-62.01	Pk	34.9	-20	11.8	-35.31	-17	-18.31	93	150	H
2	5.864	-60.39	Pk	34.9	-19.8	11.8	-33.49	-27	-6.49	93	150	H

Pk - Peak detector

UL VERIFICATION SERVICES INC. FORM NO: CCSUP4701J
47173 BENICIA STREET, FREMONT, CA 94538, USA TEL: (510) 771-1000 FAX: (510) 661-0888
This report shall not be reproduced except in full, without the written approval of UL Verification Services Inc.

HIGH CHANNEL VERTICAL PLOT

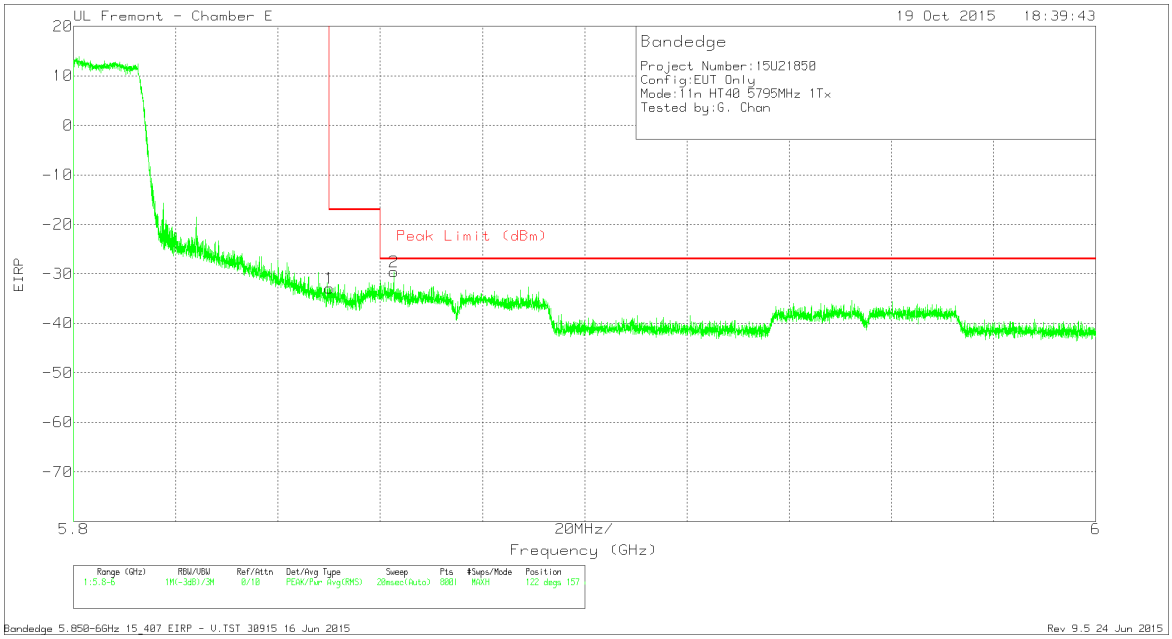

DATA

Marker	Frequency (GHz)	Meter Reading (dBm)	Det	AF T346 (dB/m)	Amp/Cbl/Fltr/Pad (dB)	Conversion Factor (dB)	Corrected Reading EIRP	Peak Limit (dBm)	PK Margin (dB)	Azimuth (Degs)	Height (cm)	Polarity
1	5.85	-59.6	Pk	34.9	-20	11.8	-32.9	-17	-15.9	122	157	V
2	5.863	-56.52	Pk	34.9	-19.8	11.8	-29.62	-27	-2.62	122	157	V

Pk - Peak detector

This report shall not be reproduced except in full, without the written approval of UL Verification Services Inc.

LOW CHANNEL HARMONICS AND SPURIOUS EMISSIONS

LOW CHANNEL HORIZONTAL PLOT

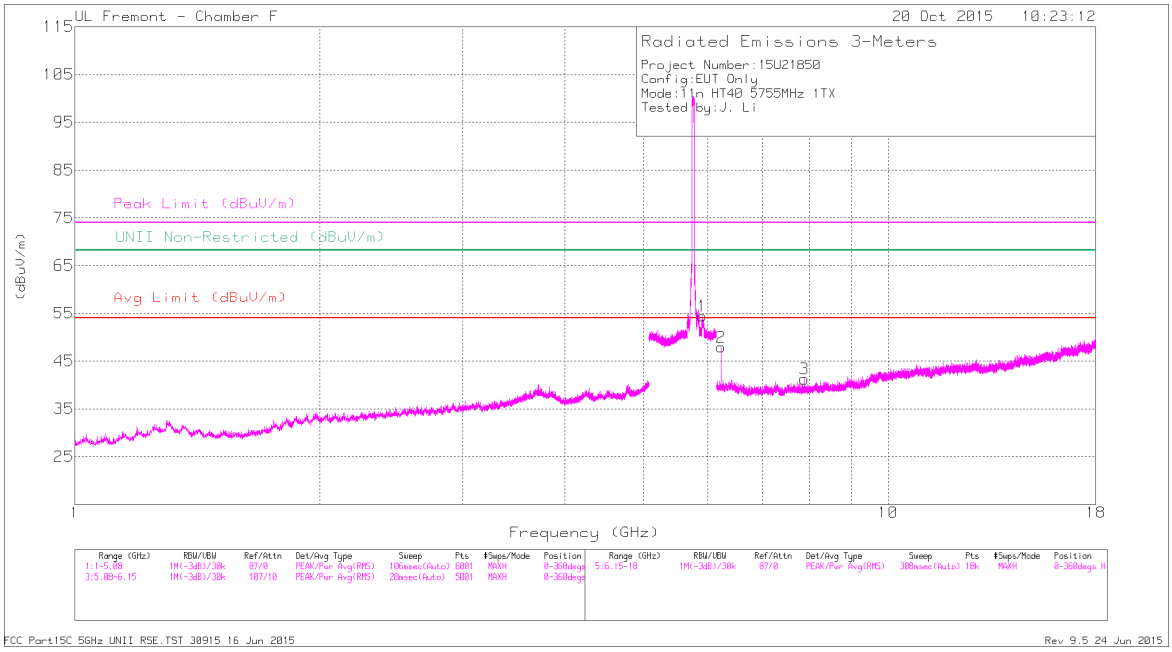

LOW CHANNEL VERTICAL PLOT

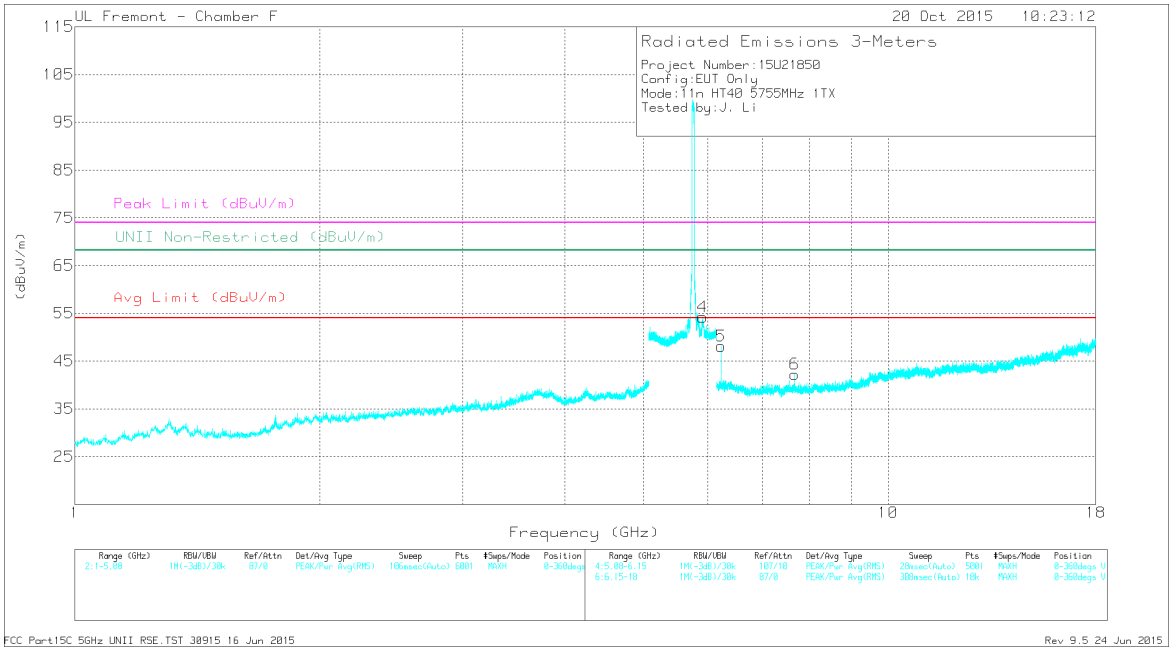

This report shall not be reproduced except in full, without the written approval of UL Verification Services Inc.

DATA

Marker	Frequency (GHz)	Meter Reading (dBuV)	Det	AF T120 (dB/m)	Amp/Cbl/Fltr/Pad (dB)	Corrected Reading (dBuV/m)	Avg Limit (dBuV/m)	Margin (dB)	Peak Limit (dBuV/m)	PK Margin (dB)	UNII Non-Restricted (dBuV/m)	PK Margin (dB)	Azimuth (Degs)	Height (cm)	Polarity
1	5.898	45.79	PK-U	35.2	-18.6	62.39	-	-	-	-	68.2	-5.81	182	132	H
4	5.907	45.63	PK-U	35.2	-18.7	62.13	-	-	-	-	68.2	-6.07	143	133	V
2	6.234	42.49	PK-U	35.7	-26.7	51.49	-	-	-	-	68.2	-16.71	133	230	H
4	7.891	36.07	PK-U	35.8	-25.2	46.67	-	-	-	-	68.2	-21.53	53	238	H
5	6.234	43.34	PK-U	35.7	-26.7	52.34	-	-	-	-	68.2	-15.86	265	211	V
6	* 7.674	38.03	PK-U	35.8	-25.5	48.33	-	-	74	-25.67	-	-	199	104	V
	* 7.673	29.31	ADR	35.8	-25.4	39.71	54	-14.29	-	-	-	-	199	104	V

* - indicates frequency in CFR15.205/IC7.2.2 Restricted Band

PK-U - U-NII: Maximum Peak

ADR - U-NII AD primary method, RMS average

UL VERIFICATION SERVICES INC. FORM NO: CCSUP4701J
47173 BENICIA STREET, FREMONT, CA 94538, USA TEL: (510) 771-1000 FAX: (510) 661-0888
This report shall not be reproduced except in full, without the written approval of UL Verification Services Inc.

HIGH CHANNEL HARMONICS AND SPURIOUS EMISSIONS

HIGH CHANNEL HORIZONTAL PLOT

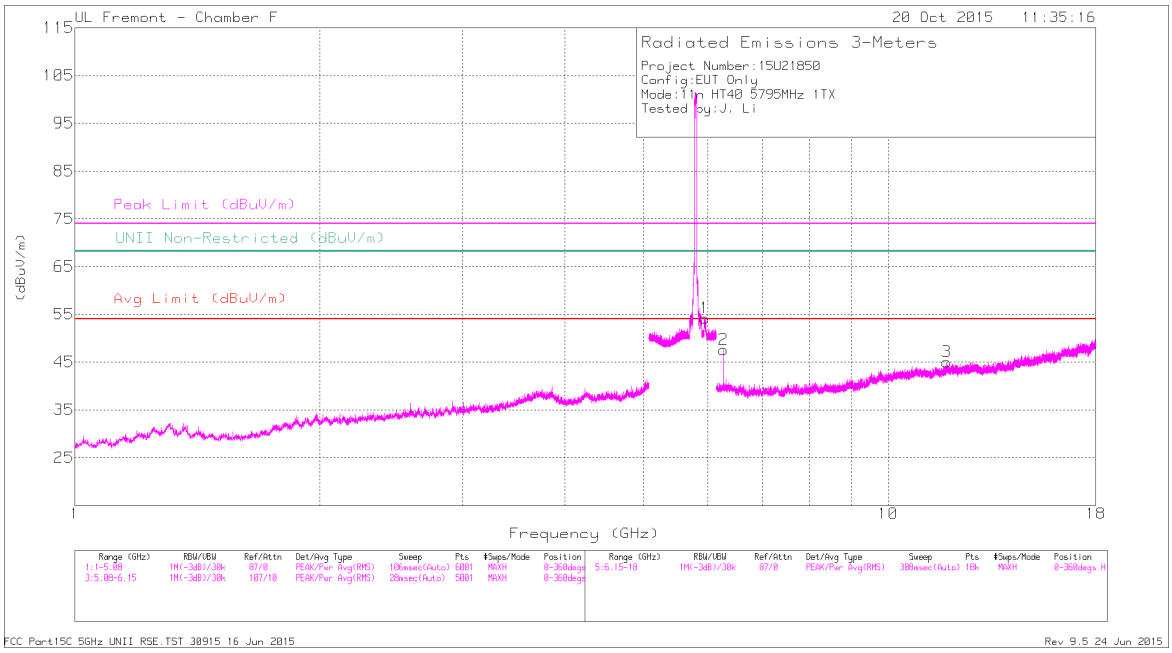

HIGH CHANNEL VERTICAL PLOT

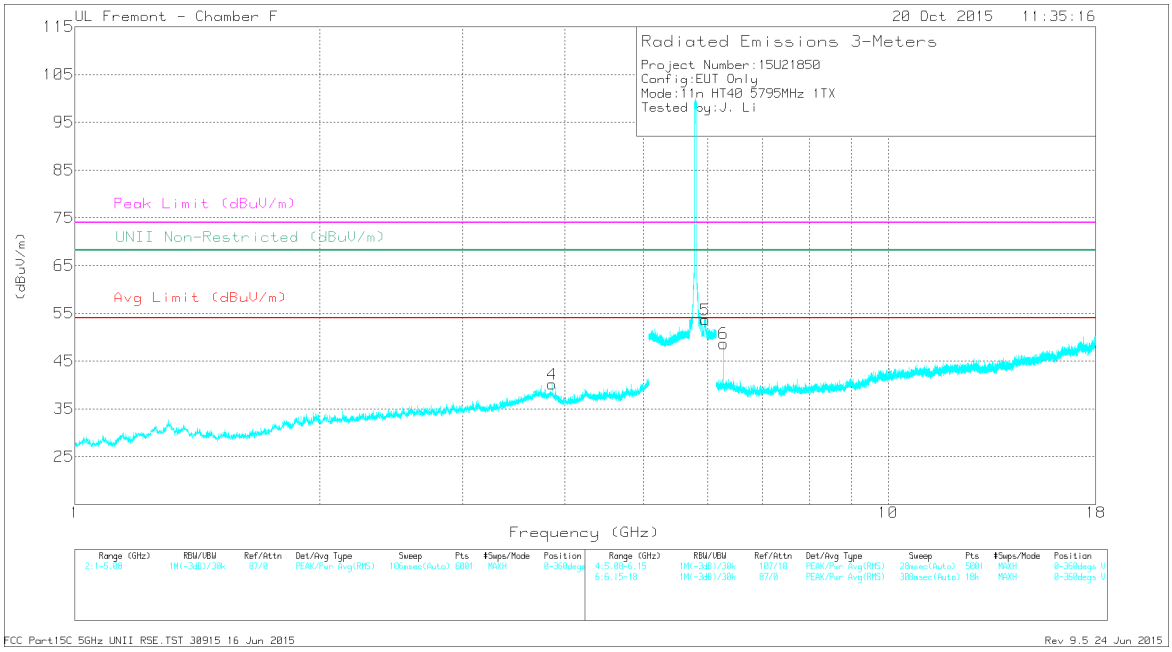

This report shall not be reproduced except in full, without the written approval of UL Verification Services Inc.

DATA

Marker	Frequency (GHz)	Meter Reading (dBuV)	Det	AF T120 (dB/m)	Amp/Cbl/Fltr/Pad (dB)	Corrected Reading (dBuV/m)	Avg Limit (dBuV/m)	Margin (dB)	Peak Limit (dBuV/m)	PK Margin (dB)	UNII Non-Restricted (dBuV/m)	PK Margin (dB)	Azimuth (Degs)	Height (cm)	Polarity
4	* 3.863	40.2	PK-U	33.9	-28.7	45.4	-	-	74	-28.6	-	-	182	207	V
	* 3.863	30.59	ADR	33.9	-28.7	35.79	54	-18.21	-	-	-	-	182	207	V
1	5.961	46.09	PK-U	35.3	-18.7	62.69	-	-	-	-	68.2	-5.51	184	132	H
5	5.939	46.38	PK-U	35.3	-18.7	62.98	-	-	-	-	68.2	-5.22	258	239	V
3	* 11.806	34.31	PK-U	39	-22.4	50.91	-	-	74	-23.09	-	-	155	239	H
	* 11.805	23.31	ADR	39	-22.3	40.01	54	-13.99	-	-	-	-	155	201	H
2	6.278	43.35	PK-U	35.7	-26.6	52.45	-	-	-	-	68.2	-15.75	135	252	H
6	6.278	42.68	PK-U	35.7	-26.6	51.78	-	-	-	-	68.2	-16.42	266	220	V

* - indicates frequency in CFR15.205/IC7.2.2 Restricted Band

PK-U - U-NII: Maximum Peak

ADR - U-NII AD primary method, RMS average

This report shall not be reproduced except in full, without the written approval of UL Verification Services Inc.

RESTRICTED BANDEDGE, CHAIN 1 (LOW CHANNEL)

LOW CHANNEL HORIZONTAL PLOT

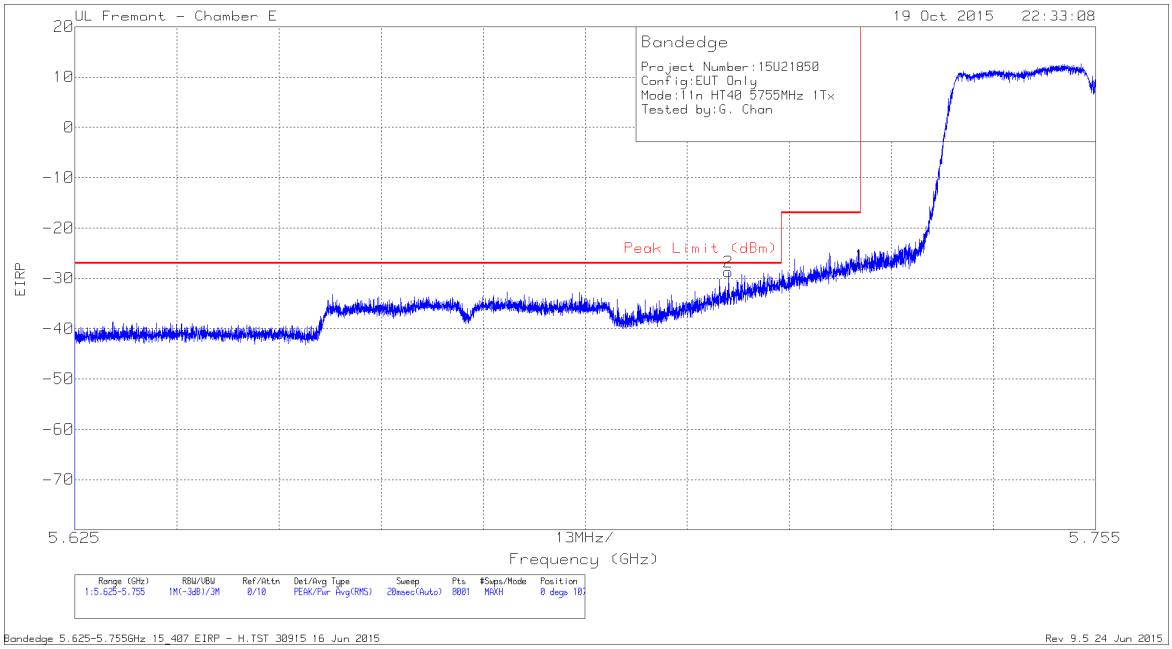

DATA

Marker	Frequency (GHz)	Meter Reading (dBm)	Det	AF T346 (dB/m)	Amp/Cbl/Filtr/Pad (dB)	Conversion Factor (dB)	Corrected Reading EIRP	Peak Limit (dBm)	PK Margin (dB)	Azimuth (Degs)	Height (cm)	Polarity
2	5.708	-55.36	Pk	34.7	-19.9	11.8	-28.76	-27	-1.76	0	107	H
1	5.725	-54.13	Pk	34.7	-19.8	11.8	-27.43	-17	-10.43	0	107	H

Pk - Peak detector

This report shall not be reproduced except in full, without the written approval of UL Verification Services Inc.

LOW CHANNEL VERTICAL PLOT

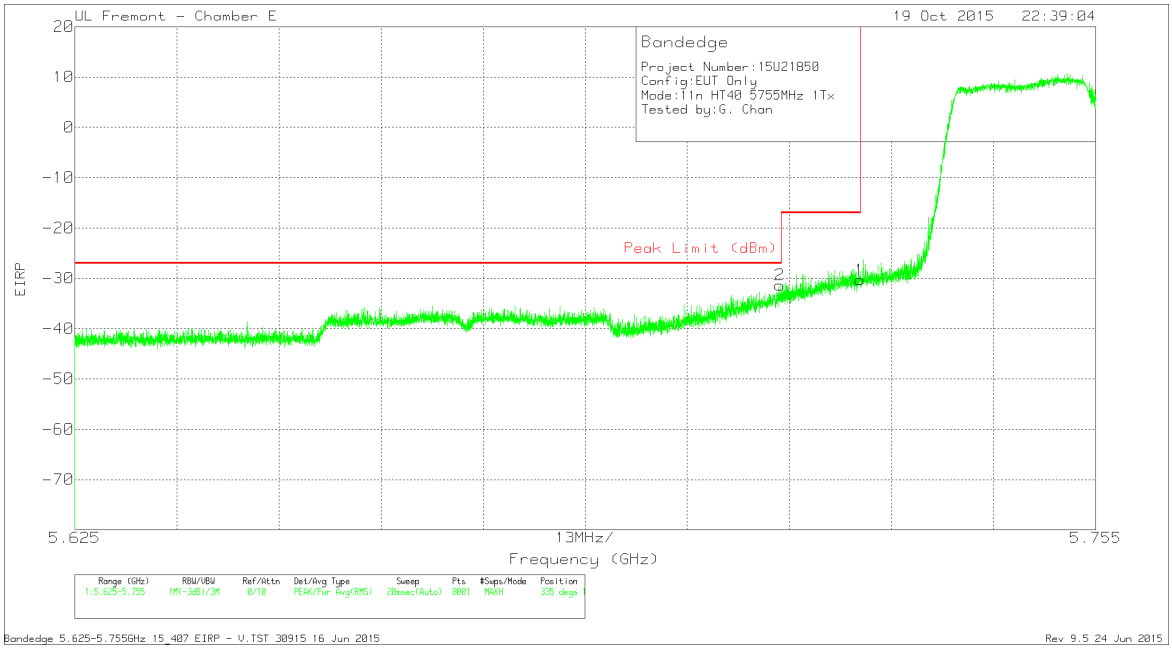

DATA

Marker	Frequency (GHz)	Meter Reading (dBm)	Det	AF T346 (dB/m)	Amp/Cbl/Fltr/Pad (dB)	Conversion Factor (dB)	Corrected Reading EIRP	Peak Limit (dBm)	PK Margin (dB)	Azimuth (Degs)	Height (cm)	Polarity
2	5.715	-58.03	Pk	34.7	-19.8	11.8	-31.33	-27	-4.33	335	116	V
1	5.725	-57	Pk	34.7	-19.8	11.8	-30.3	-17	-13.3	335	116	V

Pk - Peak detector

This report shall not be reproduced except in full, without the written approval of UL Verification Services Inc.

RESTRICTED BANDEDGE, CHAIN 1 (HIGH CHANNEL)

HIGH CHANNEL HORIZONTAL PLOT

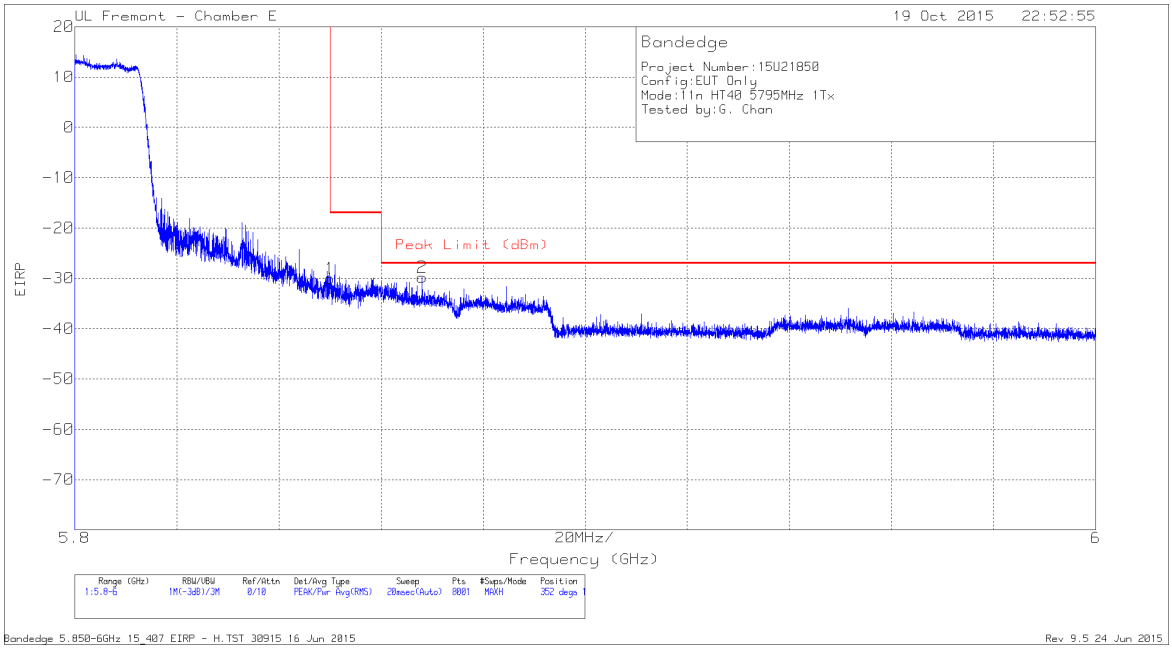

DATA

Marker	Frequency (GHz)	Meter Reading (dBm)	Det	AF T346 (dB/m)	Amp/Cbl/Filtr/Pad (dB)	Conversion Factor (dB)	Corrected Reading EIRP	Peak Limit (dBm)	PK Margin (dB)	Azimuth (Degs)	Height (cm)	Polarity
1	5.85	-56.73	Pk	34.9	-20	11.8	-30.03	-17	-13.03	352	105	H
2	5.868	-56.67	Pk	34.9	-19.8	11.8	-29.77	-27	-2.77	352	105	H

Pk - Peak detector

This report shall not be reproduced except in full, without the written approval of UL Verification Services Inc.

HIGH CHANNEL VERTICAL PLOT

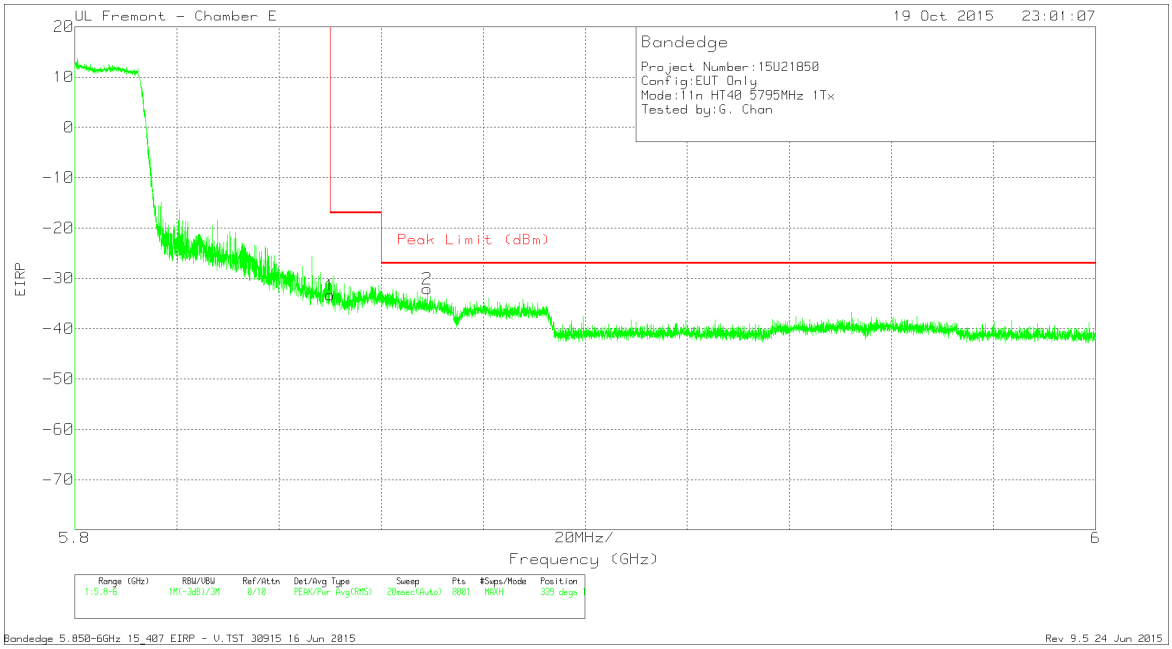

DATA

Marker	Frequency (GHz)	Meter Reading (dBm)	Det	AF T346 (dB/m)	Amp/Cbl/Fltr/Pad (dB)	Conversion Factor (dB)	Corrected Reading EIRP	Peak Limit (dBm)	PK Margin (dB)	Azimuth (Degs)	Height (cm)	Polarity
1	5.85	-60.05	Pk	34.9	-20	11.8	-33.35	-17	-16.35	339	116	V
2	5.869	-59.07	Pk	34.9	-19.7	11.8	-32.07	-27	-5.07	339	116	V

Pk - Peak detector

UL VERIFICATION SERVICES INC. FORM NO: CCSUP4701J
47173 BENICIA STREET, FREMONT, CA 94538, USA TEL: (510) 771-1000 FAX: (510) 661-0888
This report shall not be reproduced except in full, without the written approval of UL Verification Services Inc.

LOW CHANNEL HARMONICS AND SPURIOUS EMISSIONS

LOW CHANNEL HORIZONTAL PLOT

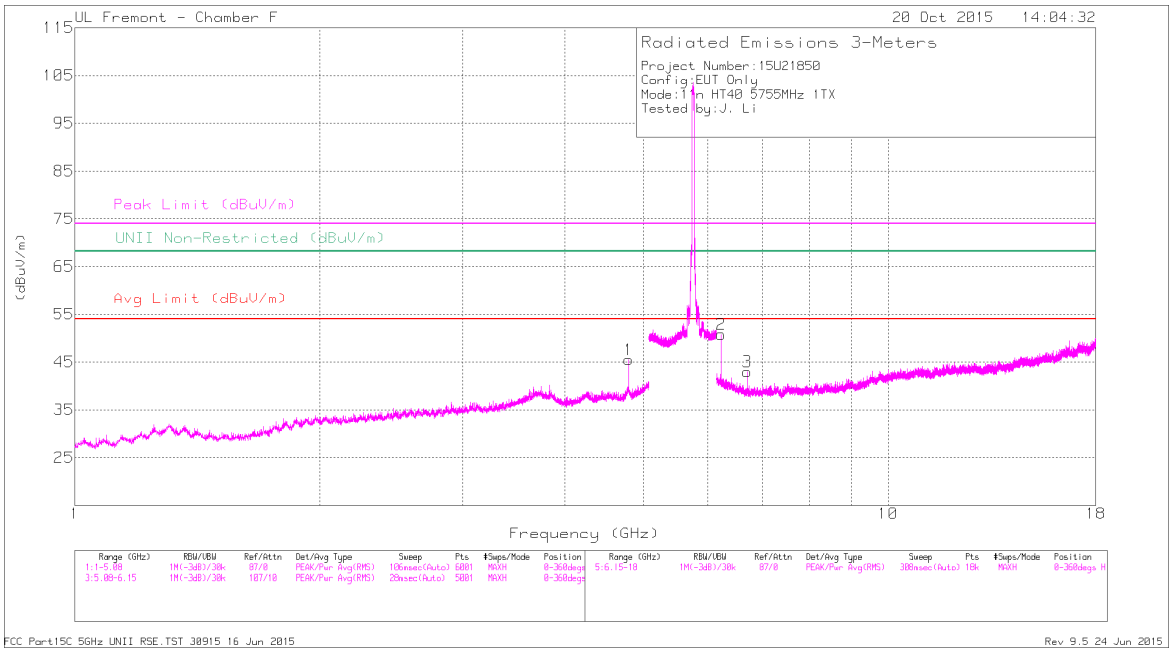

LOW CHANNEL VERTICAL PLOT

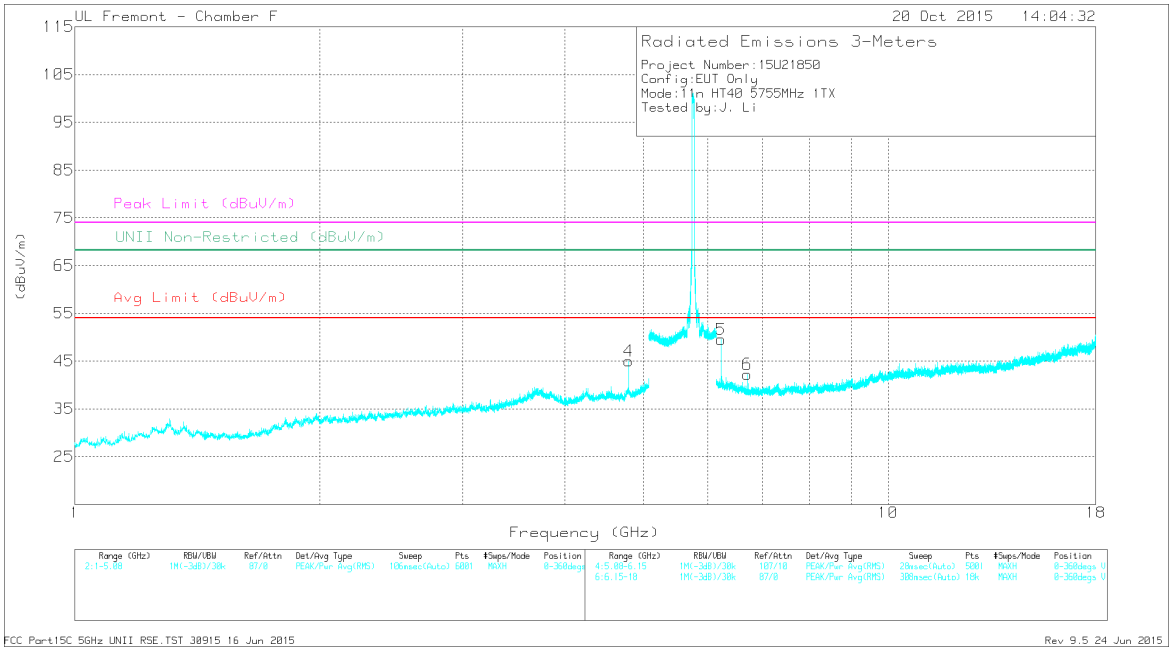

This report shall not be reproduced except in full, without the written approval of UL Verification Services Inc.

DATA

Marker	Frequency (GHz)	Meter Reading (dBuV)	Det	AF T120 (dB/m)	Amp/Cbl/Fltr/Pad (dB)	Corrected Reading (dBuV/m)	Avg Limit (dBuV/m)	Margin (dB)	Peak Limit (dBuV/m)	PK Margin (dB)	UNII Non-Restricted (dBuV/m)	PK Margin (dB)	Azimuth (Degs)	Height (cm)	Polarity
1	* 4.796	43.37	PK-U	34.1	-27.8	49.67	-	-	74	-24.33	-	-	22	107	H
	* 4.796	37.31	ADR	34.1	-27.8	43.61	54	-10.39	-	-	-	-	22	107	H
4	* 4.796	44.17	PK-U	34.1	-27.8	50.47	-	-	74	-23.53	-	-	203	348	V
	* 4.796	38.39	ADR	34.1	-27.8	44.69	54	-9.31	-	-	-	-	203	348	V
2	6.235	45.2	PK-U	35.7	-26.7	54.2	-	-	-	-	68.2	-14	302	222	H
3	6.714	40.26	PK-U	35.8	-26.9	49.16	-	-	-	-	68.2	-19.04	52	160	H
5	6.235	44.33	PK-U	35.7	-26.7	53.33	-	-	-	-	68.2	-14.87	16	102	V
6	6.714	39.44	PK-U	35.8	-26.9	48.34	-	-	-	-	68.2	-19.86	14	132	V

* - indicates frequency in CFR15.205/IC7.2.2 Restricted Band

PK-U - U-NII: Maximum Peak

ADR - U-NII AD primary method, RMS average

This report shall not be reproduced except in full, without the written approval of UL Verification Services Inc.

HIGH CHANNEL HARMONICS AND SPURIOUS EMISSIONS

HIGH CHANNEL HORIZONTAL PLOT

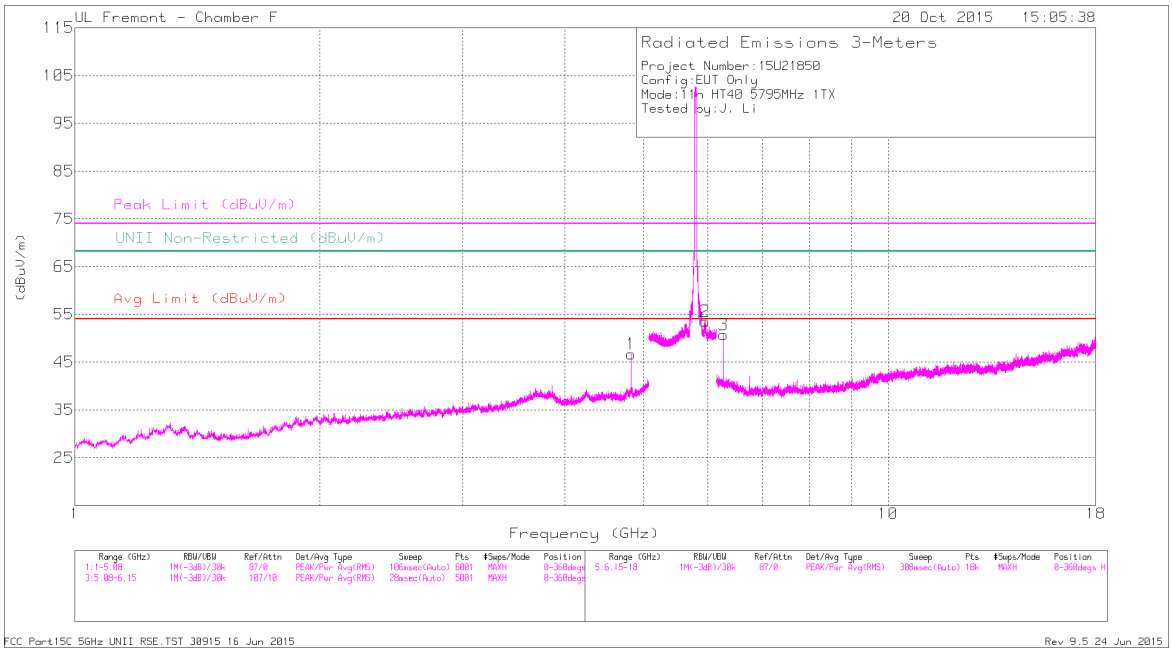

HIGH CHANNEL VERTICAL PLOT

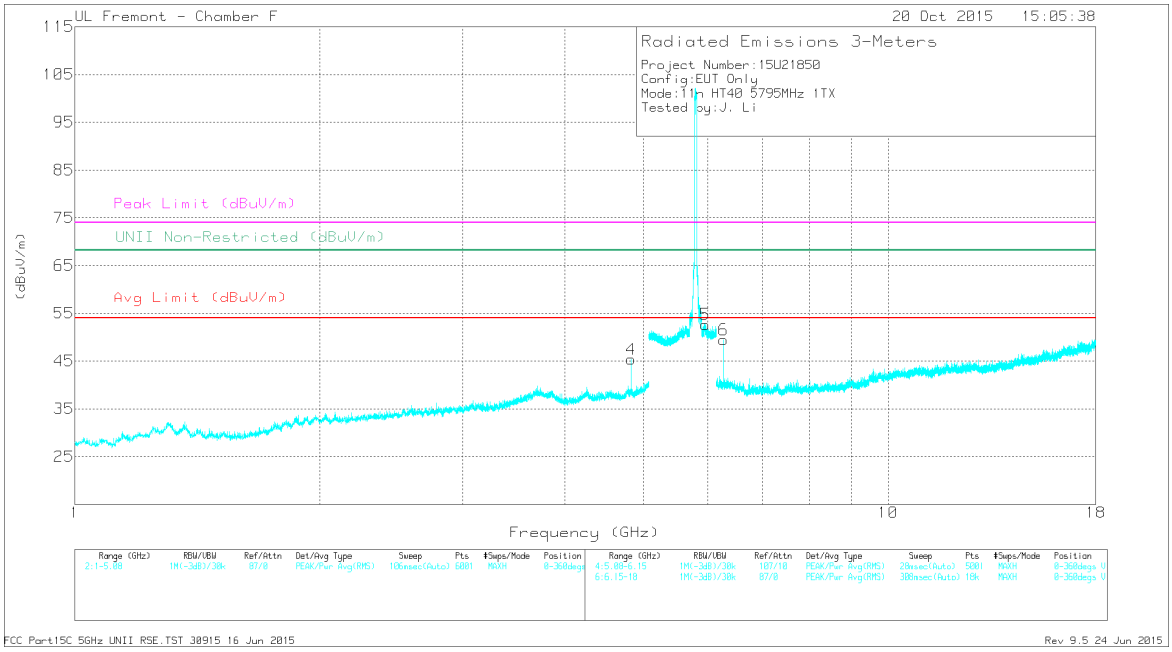

This report shall not be reproduced except in full, without the written approval of UL Verification Services Inc.

DATA

Marker	Frequency (GHz)	Meter Reading (dBuV)	Det	AF T120 (dB/m)	Amp/Cbl/Fltr/Pad (dB)	Corrected Reading (dBuV/m)	Avg Limit (dBuV/m)	Margin (dB)	Peak Limit (dBuV/m)	PK Margin (dB)	UNII Non-Restricted (dBuV/m)	PK Margin (dB)	Azimuth (Degs)	Height (cm)	Polarity
1	* 4.829	44	PK-U	34.1	-28.1	50	-	-	74	-24	-	-	19	101	H
	* 4.829	38.09	ADR	34.1	-28.1	44.09	54	-9.91	-	-	-	-	19	101	H
4	* 4.829	44.65	PK-U	34.1	-28.1	50.65	-	-	74	-23.35	-	-	209	310	V
	* 4.829	39.52	ADR	34.1	-28.1	45.52	54	-8.48	-	-	-	-	209	310	V
2	5.958	44.33	PK-U	35.3	-18.7	60.93	-	-	-	-	68.2	-7.27	314	221	H
5	5.954	44.13	PK-U	35.3	-18.7	60.73	-	-	-	-	68.2	-7.47	11	111	V
3	6.278	45.3	PK-U	35.7	-26.6	54.4	-	-	-	-	68.2	-13.8	16	266	H
6	6.278	43.97	PK-U	35.7	-26.6	53.07	-	-	-	-	68.2	-15.13	211	311	V

* - indicates frequency in CFR15.205/IC7.2.2 Restricted Band

PK-U - U-NII: Maximum Peak

ADR - U-NII AD primary method, RMS average

This report shall not be reproduced except in full, without the written approval of UL Verification Services Inc.

RESTRICTED BANDEDGE, CHAIN 2 (LOW CHANNEL)

LOW CHANNEL HORIZONTAL PLOT

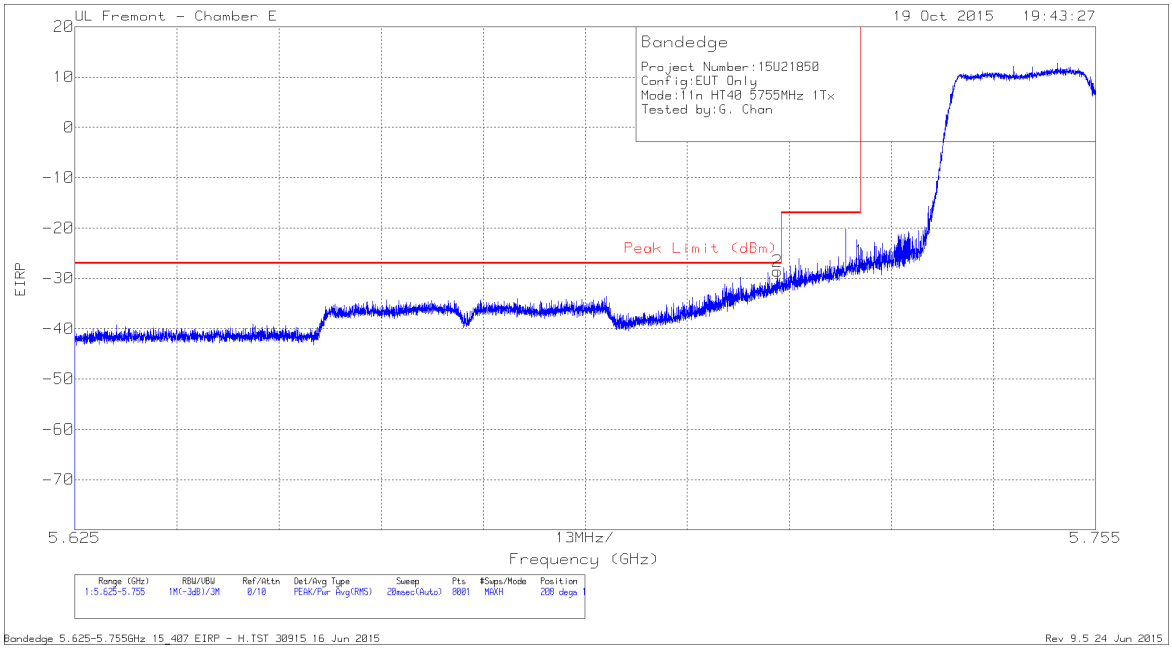

DATA

Marker	Frequency (GHz)	Meter Reading (dBm)	Det	AF T346 (dB/m)	Amp/Cbl/Fltr/Pad (dB)	Conversion Factor (dB)	Corrected Reading EIRP	Peak Limit (dBm)	PK Margin (dB)	Azimuth (Degs)	Height (cm)	Polarity
2	5.714	-55.29	Pk	34.7	-19.8	11.8	-28.59	-27	-1.59	208	194	H
1	5.725	-53.16	Pk	34.7	-19.8	11.8	-26.46	-17	-9.46	208	194	H

Pk - Peak detector

UL VERIFICATION SERVICES INC. FORM NO: CCSUP4701J
47173 BENICIA STREET, FREMONT, CA 94538, USA TEL: (510) 771-1000 FAX: (510) 661-0888
This report shall not be reproduced except in full, without the written approval of UL Verification Services Inc.

LOW CHANNEL VERTICAL PLOT

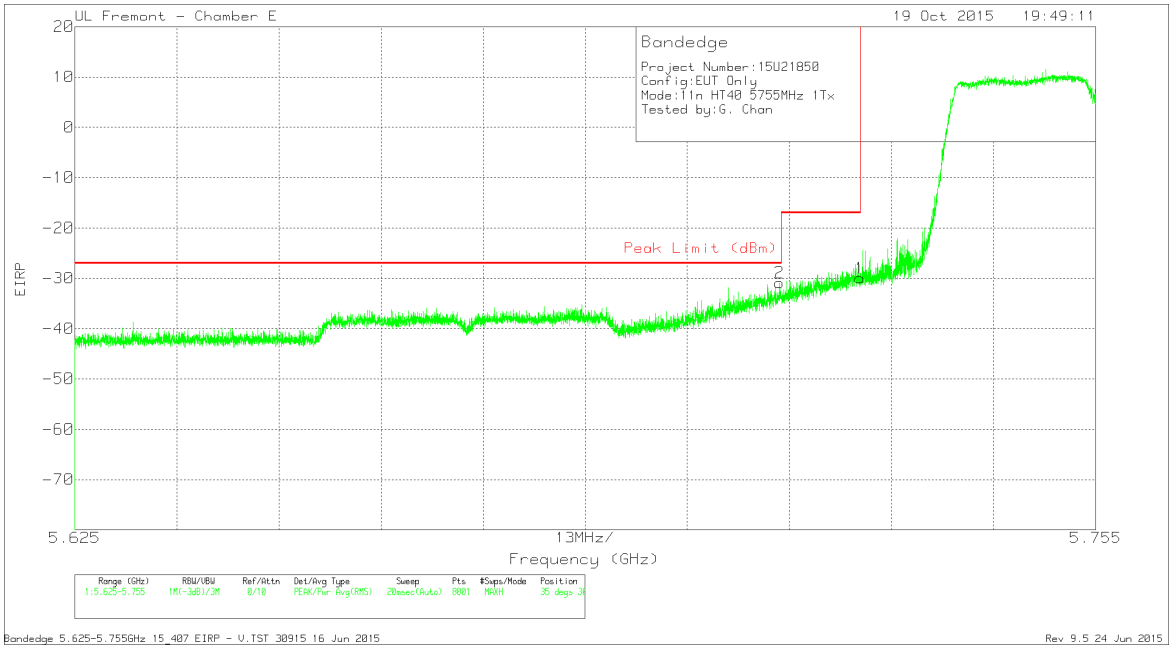

DATA

Marker	Frequency (GHz)	Meter Reading (dBm)	Det	AF T346 (dB/m)	Amp/Cbl/Fltr/Pad (dB)	Conversion Factor (dB)	Corrected Reading EIRP	Peak Limit (dBm)	PK Margin (dB)	Azimuth (Degs)	Height (cm)	Polarity
2	5.715	-57.56	Pk	34.7	-19.8	11.8	-30.86	-27	-3.86	35	300	V
1	5.725	-56.64	Pk	34.7	-19.8	11.8	-29.94	-17	-12.94	35	300	V

Pk - Peak detector

This report shall not be reproduced except in full, without the written approval of UL Verification Services Inc.

RESTRICTED BANDEDGE, CHAIN 2 (HIGH CHANNEL)

HIGH CHANNEL HORIZONTAL PLOT

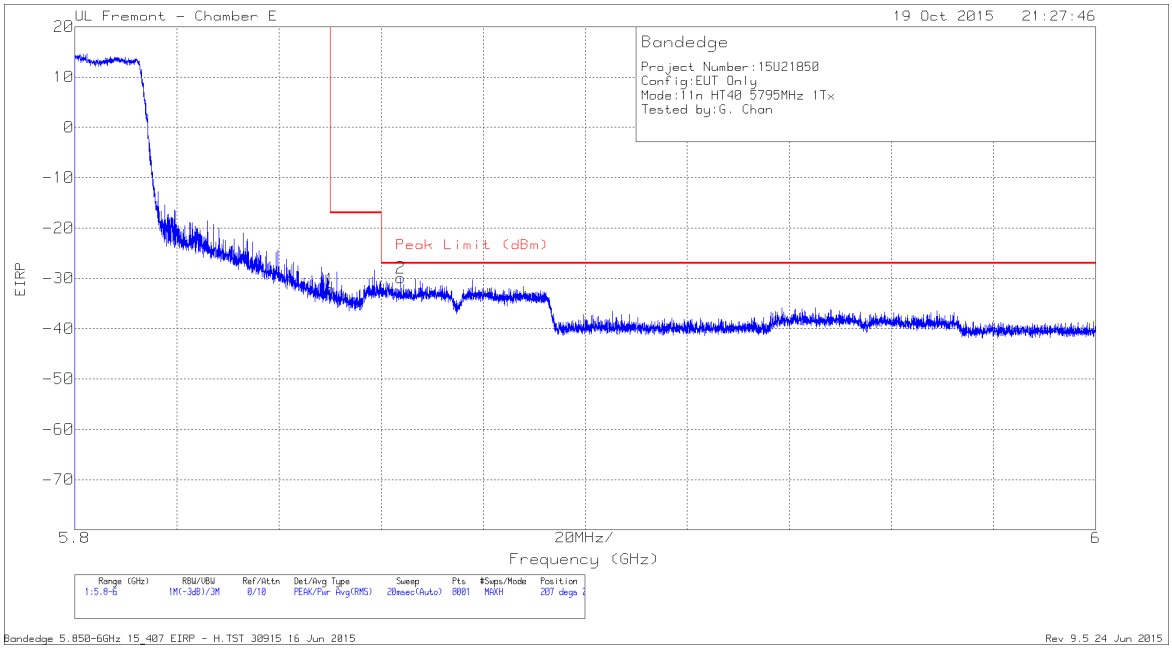

DATA

Marker	Frequency (GHz)	Meter Reading (dBm)	Det	AF T346 (dB/m)	Amp/Cbl/Filtr/Pad (dB)	Conversion Factor (dB)	Corrected Reading EIRP	Peak Limit (dBm)	PK Margin (dB)	Azimuth (Degs)	Height (cm)	Polarity
1	5.85	-58.82	Pk	34.9	-20	11.8	-32.12	-17	-15.12	207	269	H
2	5.864	-56.79	Pk	34.9	-19.8	11.8	-29.89	-27	-2.89	207	269	H

Pk - Peak detector

This report shall not be reproduced except in full, without the written approval of UL Verification Services Inc.

HIGH CHANNEL VERTICAL PLOT

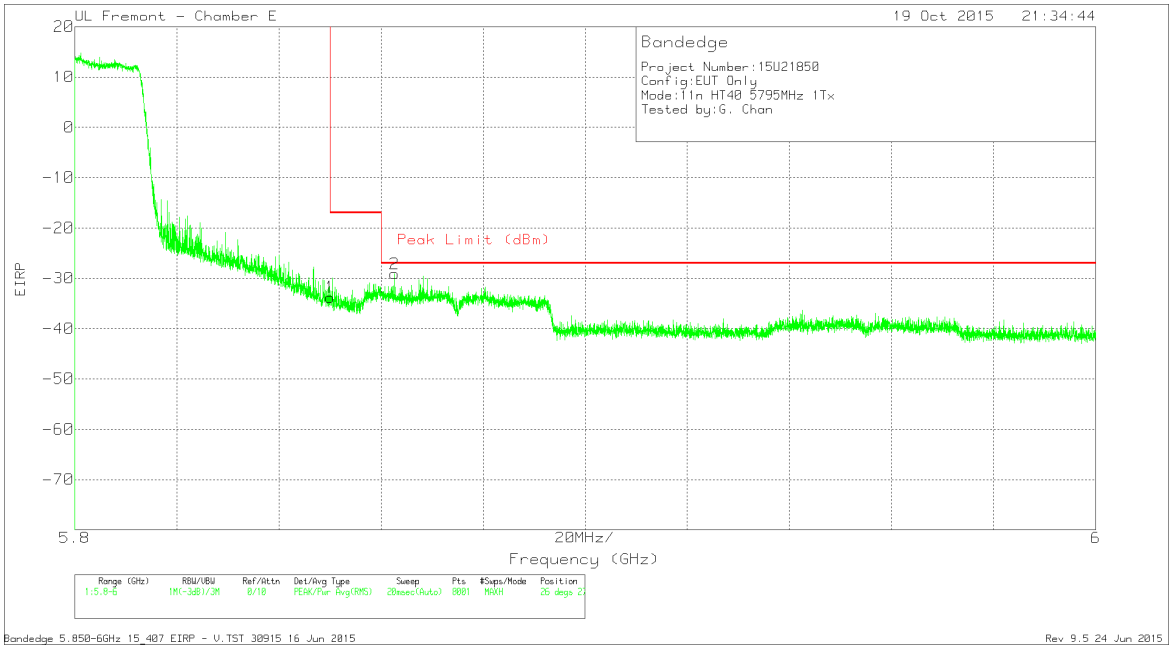

DATA

Marker	Frequency (GHz)	Meter Reading (dBm)	Det	AF T346 (dB/m)	Amp/Cbl/Fltr/Pad (dB)	Conversion Factor (dB)	Corrected Reading EIRP	Peak Limit (dBm)	PK Margin (dB)	Azimuth (Degs)	Height (cm)	Polarity
1	5.85	-60.47	Pk	34.9	-20	11.8	-33.77	-17	-16.77	26	272	V
2	5.863	-55.99	Pk	34.9	-19.8	11.8	-29.09	-27	-2.09	26	272	V

Pk - Peak detector

This report shall not be reproduced except in full, without the written approval of UL Verification Services Inc.

LOW CHANNEL HARMONICS AND SPURIOUS EMISSIONS

LOW CHANNEL HORIZONTAL PLOT

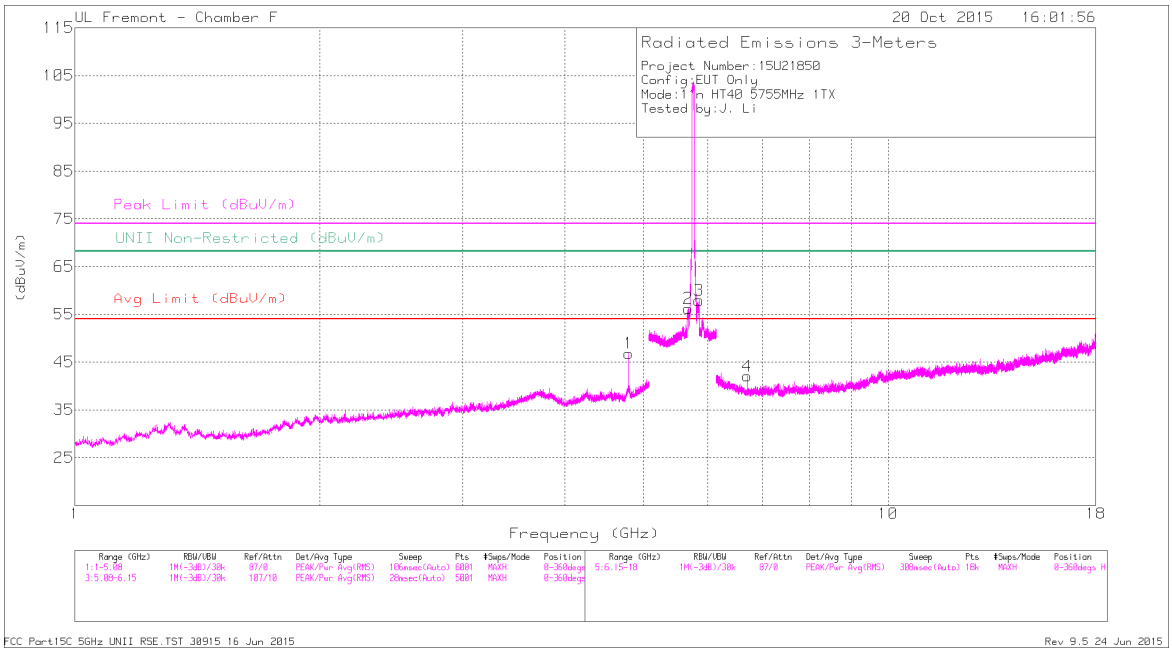

LOW CHANNEL VERTICAL PLOT

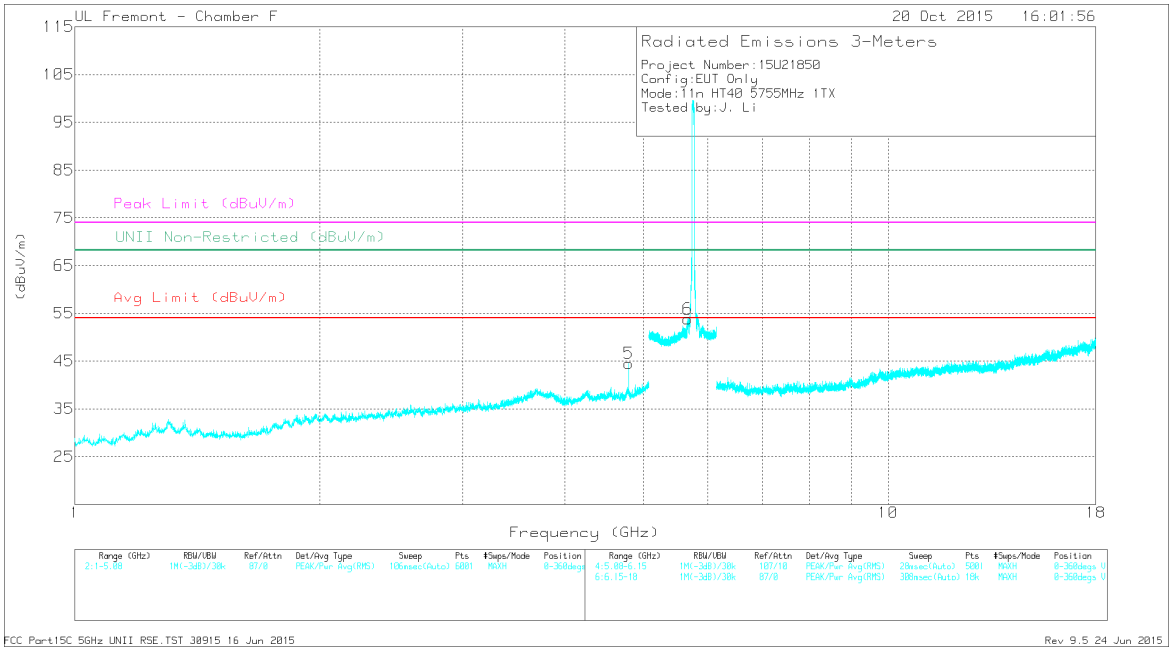

This report shall not be reproduced except in full, without the written approval of UL Verification Services Inc.

DATA

Marker	Frequency (GHz)	Meter Reading (dBuV)	Det	AF T120 (dB/m)	Amp/Cbl/Fltr/Pad (dB)	Corrected Reading (dBuV/m)	Avg Limit (dBuV/m)	Margin (dB)	Peak Limit (dBuV/m)	PK Margin (dB)	UNII Non-Restricted (dBuV/m)	PK Margin (dB)	Azimuth (Degs)	Height (cm)	Polarity
1	* 4.796	44.64	PK-U	34.1	-27.8	50.94	-	-	74	-23.06	-	-	295	246	H
	* 4.796	39.23	ADR	34.1	-27.8	45.53	54	-8.47	-	-	-	-	295	246	H
5	* 4.796	42.98	PK-U	34.1	-27.8	49.28	-	-	74	-24.72	-	-	353	358	V
	* 4.796	36.48	ADR	34.1	-27.8	42.78	54	-11.22	-	-	-	-	353	358	V
2	5.699	50.08	PK-U	34.8	-18.3	66.58	-	-	-	-	68.2	-1.62	225	212	H
3	5.82	49.79	PK-U	35.1	-18.5	66.39	-	-	-	-	68.2	-1.81	246	111	H
6	5.69	45.25	PK-U	34.8	-18.4	61.65	-	-	-	-	68.2	-6.55	241	395	V
4	6.714	39.57	PK-U	35.8	-26.9	48.47	-	-	-	-	68.2	-19.73	328	185	H

* - indicates frequency in CFR15.205/IC7.2.2 Restricted Band

PK-U - U-NII: Maximum Peak

ADR - U-NII AD primary method, RMS average

This report shall not be reproduced except in full, without the written approval of UL Verification Services Inc.

HIGH CHANNEL HARMONICS AND SPURIOUS EMISSIONS

HIGH CHANNEL HORIZONTAL PLOT

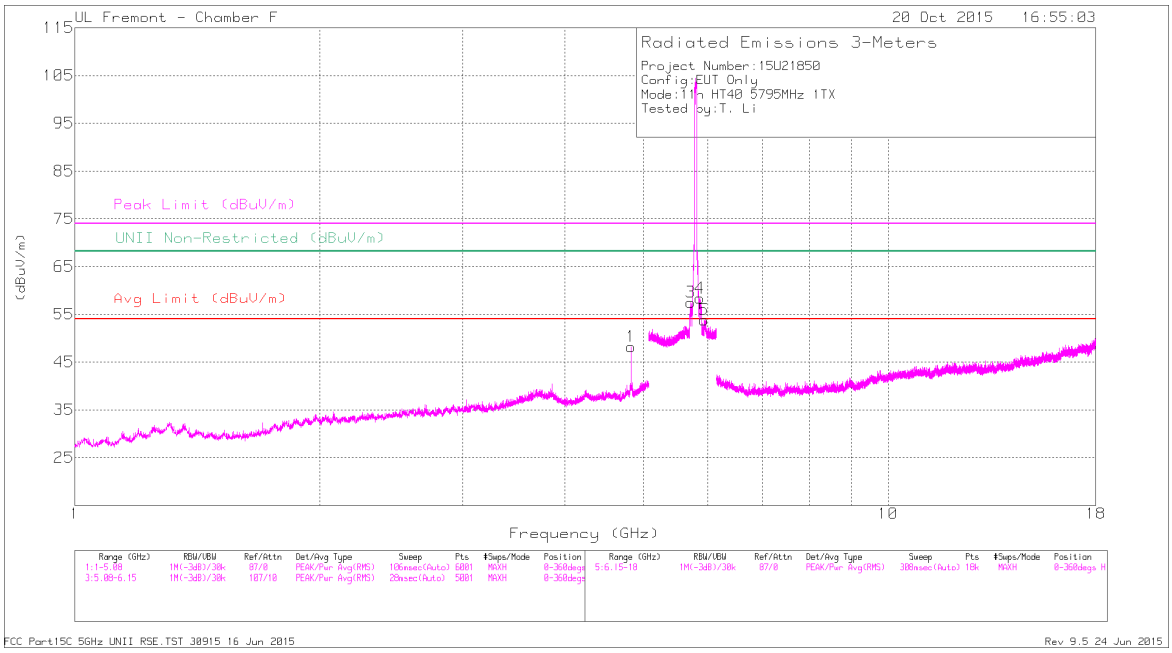

HIGH CHANNEL VERTICAL PLOT

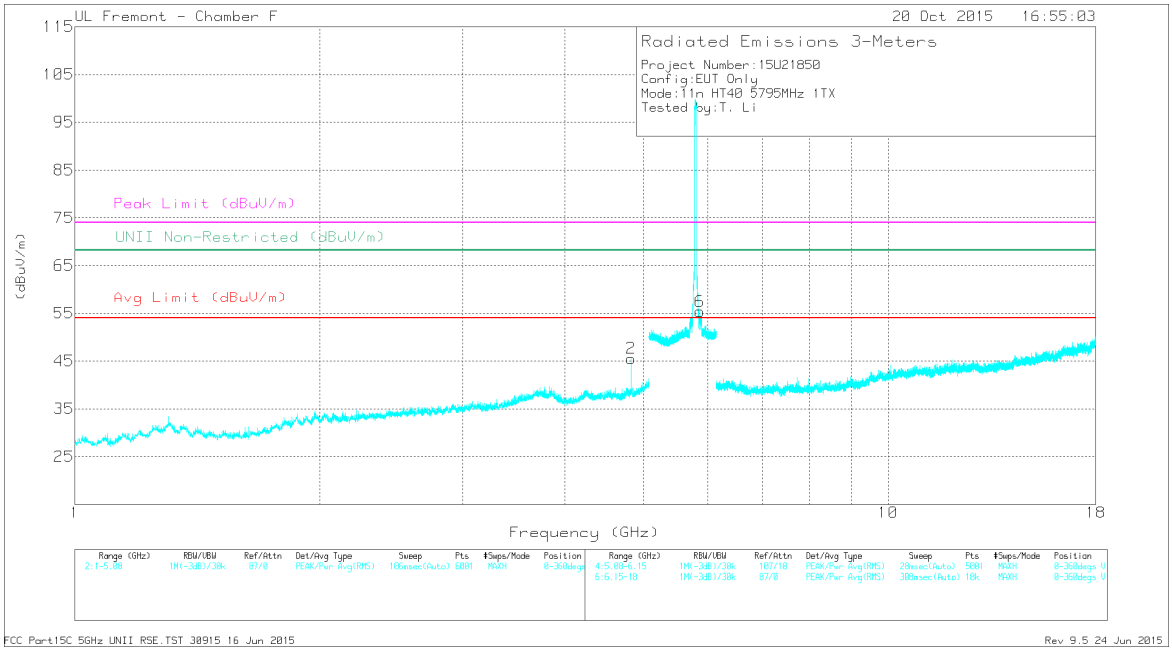

This report shall not be reproduced except in full, without the written approval of UL Verification Services Inc.

DATA

Markers	Frequency (GHz)	Meter Reading (dBuV)	Det	AF T120 (dB/m)	Amp/Cbl/Fltr/Pad (dB)	Corrected Reading (dBuV/m)	Avg Limit (dBuV/m)	Margin (dB)	Peak Limit (dBuV/m)	PK Margin (dB)	UNII Non-Restricted (dBuV/m)	PK Margin (dB)	Azimuth (Degs)	Height (cm)	Polarity
1	* 4.829	46.21	PK-U	34.1	-28.1	52.21	-	-	74	-21.79	-	-	292	234	H
	* 4.829	41.15	ADR	34.1	-28.1	47.15	54	-6.85	-	-	-	-	292	234	H
2	* 4.829	44.61	PK-U	34.1	-28.1	50.61	-	-	74	-23.39	-	-	16	354	V
	* 4.829	38.82	ADR	34.1	-28.1	44.82	54	-9.18	-	-	-	-	16	354	V
3	5.733	49.17	PK-U	34.9	-18.5	65.57	-	-	-	-	68.2	-2.63	226	230	H
4	5.858	50.9	PK-U	35.1	-18.7	67.3	-	-	-	-	68.2	-.9	227	270	H
5	5.972	45.26	PK-U	35.3	-18.7	61.86	-	-	-	-	68.2	-6.34	225	261	H
6	5.858	48.29	PK-U	35.1	-18.7	64.69	-	-	-	-	68.2	-3.51	64	276	V

* - indicates frequency in CFR15.205/IC7.2.2 Restricted Band

PK-U - U-NII: Maximum Peak

ADR - U-NII AD primary method, RMS average

This report shall not be reproduced except in full, without the written approval of UL Verification Services Inc.

9.9. 802.11n HT40 2TX CDD MODE IN THE 5.8 GHz BAND

RESTRICTED BANDEDGE CHAIN 0 + 1 (LOW CHANNEL)

LOW CHANNEL HORIZONTAL PLOT

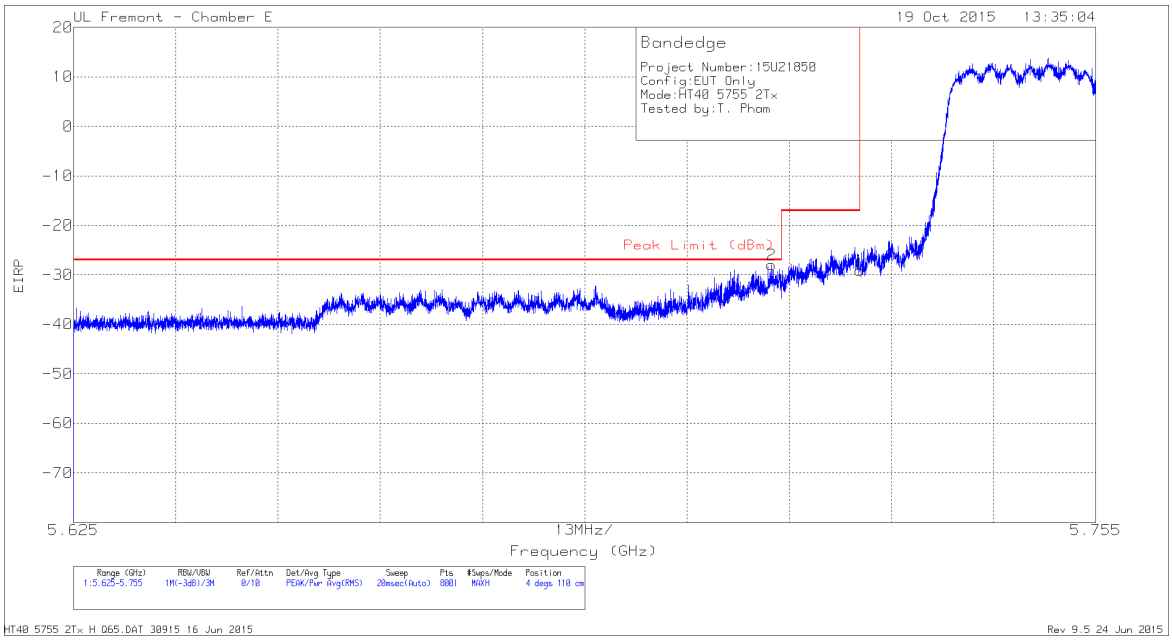

DATA

Marker	Frequency (GHz)	Meter Reading (dBm)	Det	AF T346 (dB/m)	Amp/Cbl/Fltr/Pad (dB)	Conversion Factor (dB)	Corrected Reading EIRP	Peak Limit (dBm)	PK Margin (dB)	Azimuth (Degs)	Height (cm)	Polarity
2	5.714	-54.36	Pk	34.7	-20.1	11.8	-27.96	-27	-.96	4	110	H
1	5.725	-55.49	Pk	34.7	-20.1	11.8	-29.09	-17	-12.09	4	110	H

Pk - Peak detector

This report shall not be reproduced except in full, without the written approval of UL Verification Services Inc.

LOW CHANNEL VERTICAL PLOT

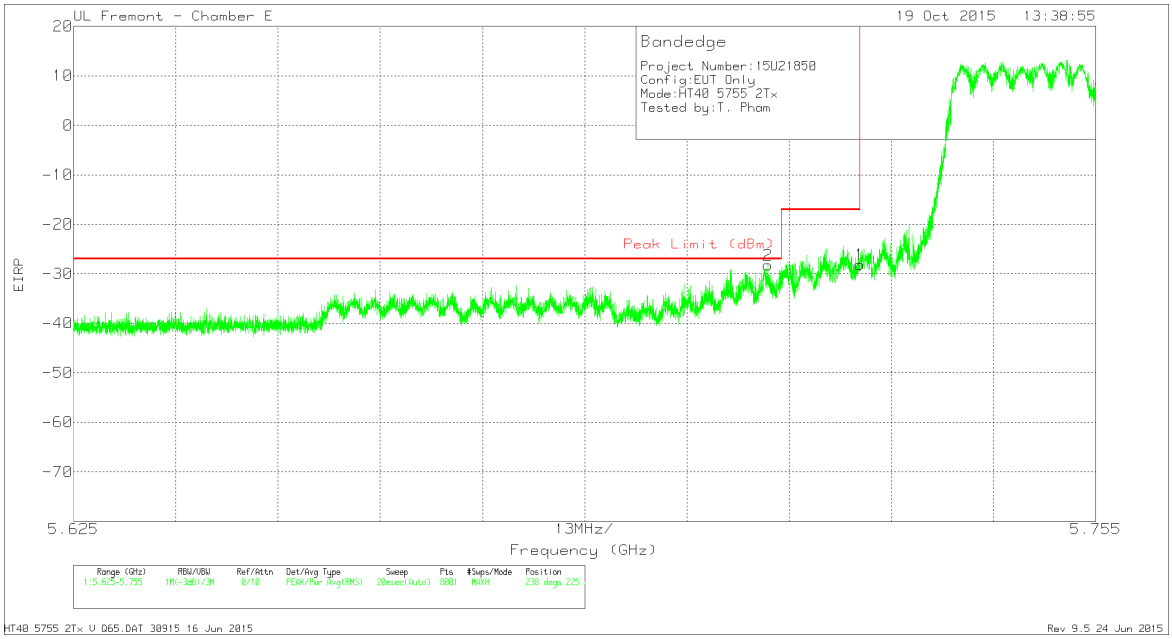

DATA

Marker	Frequency (GHz)	Meter Reading (dBm)	Det	AF T346 (dB/m)	Amp/Cbl/Fltr/Pad (dB)	Conversion Factor (dB)	Corrected Reading EIRP	Peak Limit (dBm)	PK Margin (dB)	Azimuth (Degs)	Height (cm)	Polarity
2	5.713	-54.64	Pk	34.7	-20.1	11.8	-28.24	-27	-1.24	238	225	V
1	5.725	-54.49	Pk	34.7	-20.1	11.8	-28.09	-17	-11.09	238	225	V

Pk - Peak detector

This report shall not be reproduced except in full, without the written approval of UL Verification Services Inc.

RESTRICTED BANDEDGE CHAIN 0 +1 (HIGH CHANNEL)

HIGH CHANNEL HORIZONTAL PLOT

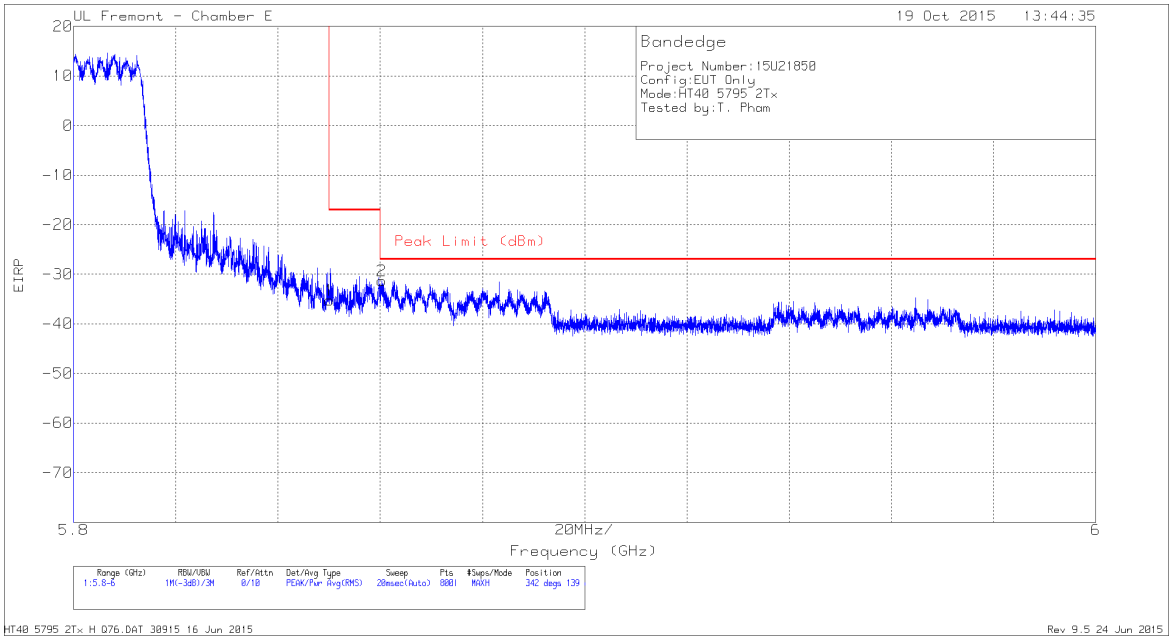

DATA

Marker	Frequency (GHz)	Meter Reading (dBm)	Det	AF T346 (dB/m)	Amp/Cbl/Fltr/Pad (dB)	Conversion Factor (dB)	Corrected Reading EIRP	Peak Limit (dBm)	PK Margin (dB)	Azimuth (Degs)	Height (cm)	Polarity
1	5.85	-61.6	Pk	34.9	-20.3	11.8	-35.2	-17	-18.2	342	139	H
2	5.86	-57.57	Pk	34.9	-20.4	11.8	-31.27	-27	-4.27	342	139	H

Pk - Peak detector

This report shall not be reproduced except in full, without the written approval of UL Verification Services Inc.

HIGH CHANNEL VERTICAL PLOT

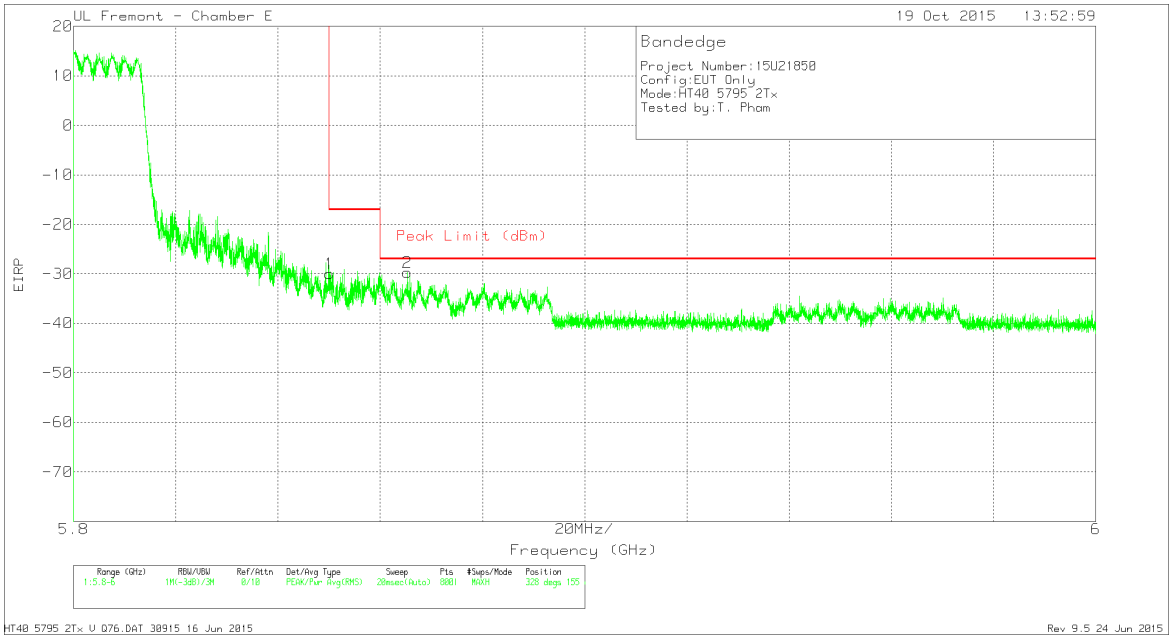

DATA

Marker	Frequency (GHz)	Meter Reading (dBm)	Det	AF T346 (dB/m)	Amp/Cbl/Fltr/Pad (dB)	Conversion Factor (dB)	Corrected Reading EIRP	Peak Limit (dBm)	PK Margin (dB)	Azimuth (Degs)	Height (cm)	Polarity
1	5.85	-56.31	Pk	34.9	-20.3	11.8	-29.91	-17	-12.91	328	155	V
2	5.865	-55.97	Pk	34.9	-20.4	11.8	-29.67	-27	-2.67	328	155	V

Pk - Peak detector

This report shall not be reproduced except in full, without the written approval of UL Verification Services Inc.

LOW CHANNEL HARMONICS AND SPURIOUS EMISSIONS

LOW CHANNEL HORIZONTAL PLOT

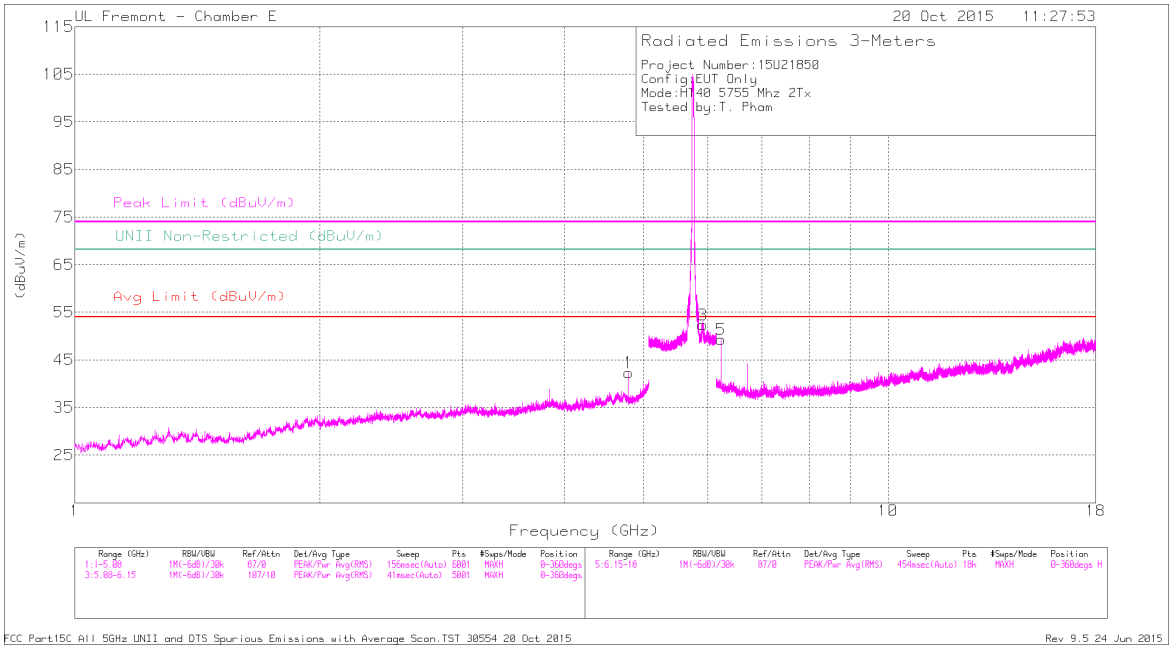

LOW CHANNEL VERTICAL PLOT

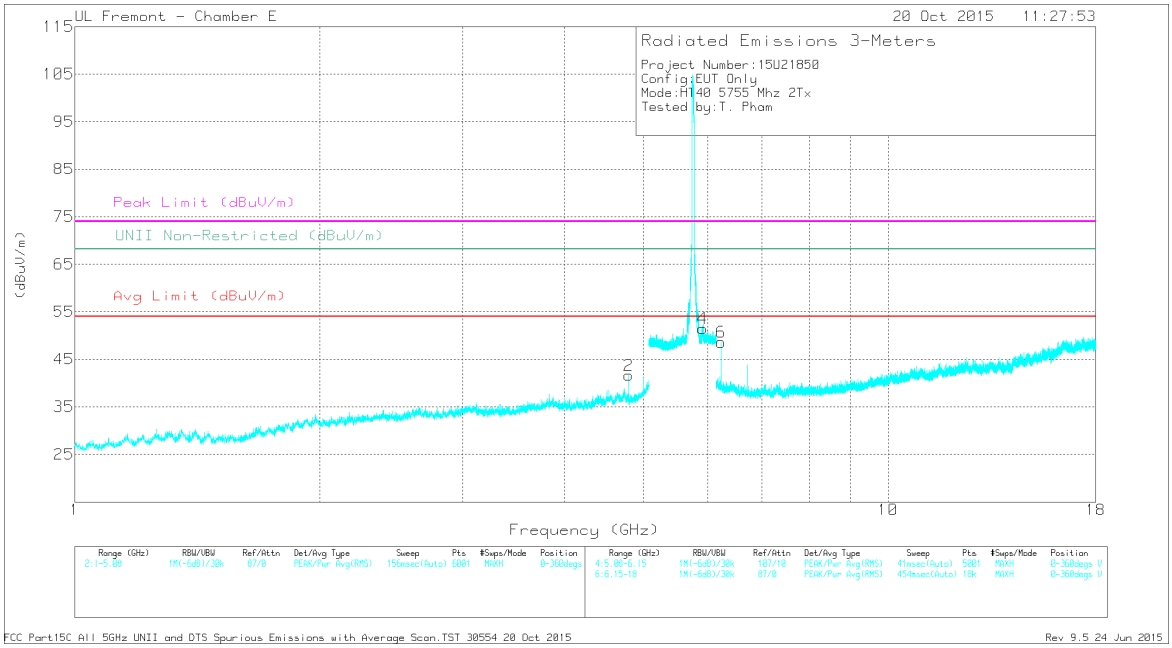

This report shall not be reproduced except in full, without the written approval of UL Verification Services Inc.

DATA

Markers	Frequency (GHz)	Meter Reading (dBuV)	Det	AF T346 (dB/m)	Amp/Cbl/Fltr/Pad (dB)	Corrected Reading (dBuV/m)	Avg Limit (dBuV/m)	Margin (dB)	Peak Limit (dBuV/m)	PK Margin (dB)	UNII Non-Restricted (dBuV/m)	PK Margin (dB)	Azimuth (Degs)	Height (cm)	Polarity
1	* 4.796	44.51	PK-U	34.1	-29.5	49.11	-	-	74	-24.89	-	-	352	131	H
	* 4.796	37.01	ADR	34.1	-29.5	41.61	54	-12.39	-	-	-	-	352	131	H
2	* 4.796	45.21	PK-U	34.1	-29.5	49.81	-	-	74	-24.19	-	-	223	348	V
	* 4.796	37.55	ADR	34.1	-29.5	42.15	54	-11.85	-	-	-	-	223	348	V
4	5.902	47.07	PK-U	34.9	-20.3	61.67	-	-	-	-	68.2	-6.53	226	400	V
3	5.92	47.06	PK-U	35	-20.3	61.76	-	-	-	-	68.2	-6.44	342	200	H
5	6.234	49.11	PK-U	35.4	-28.3	56.21	-	-	-	-	68.2	-11.99	269	105	H
6	6.234	47.97	PK-U	35.4	-28.3	55.07	-	-	-	-	68.2	-13.13	360	113	V

* - indicates frequency in CFR15.205/IC7.2.2 Restricted Band

PK-U - U-NII: Maximum Peak

ADR - U-NII AD primary method, RMS average

This report shall not be reproduced except in full, without the written approval of UL Verification Services Inc.

HIGH CHANNEL HARMONICS AND SPURIOUS EMISSIONS

HIGH CHANNEL HORIZONTAL PLOT

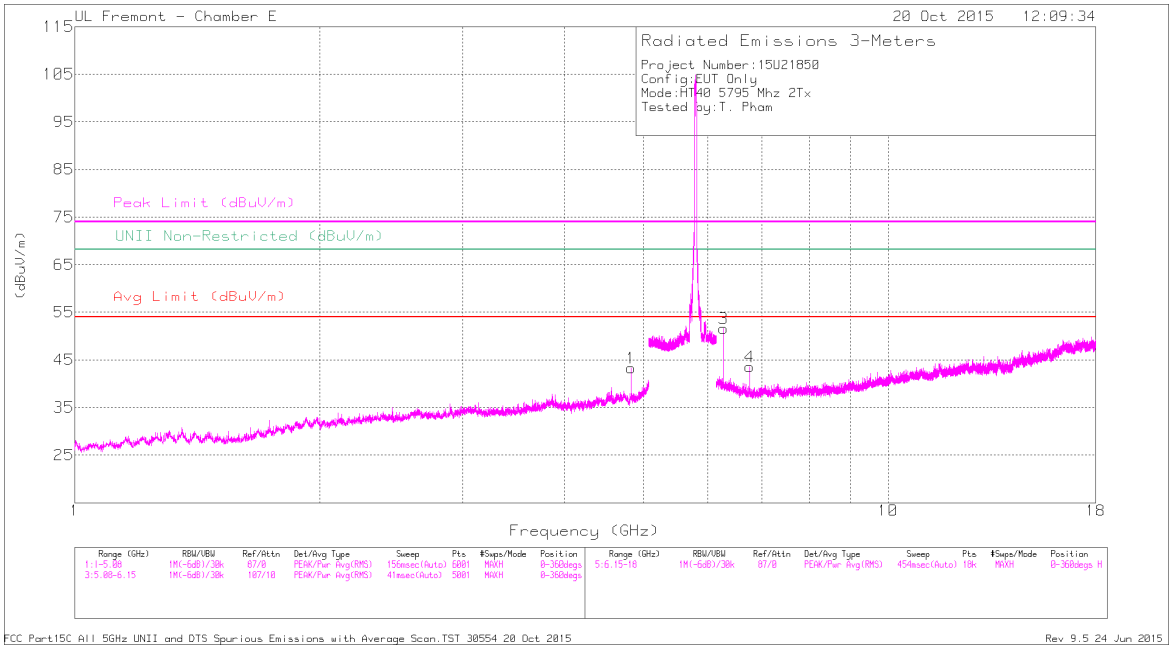

HIGH CHANNEL VERTICAL PLOT

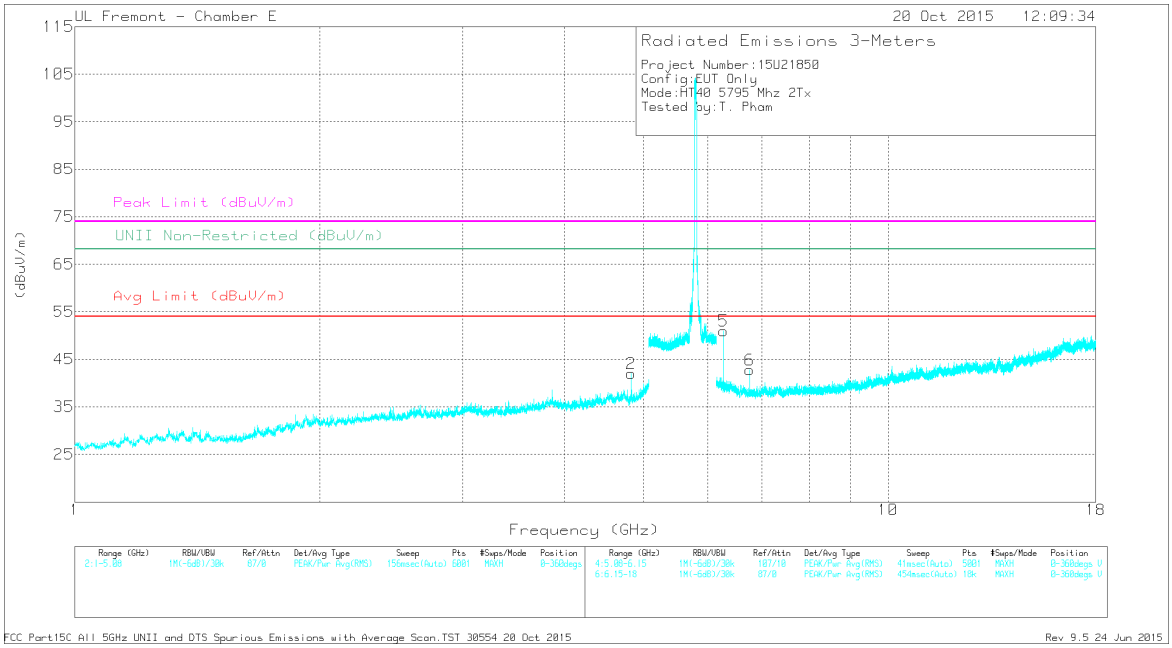

This report shall not be reproduced except in full, without the written approval of UL Verification Services Inc.

DATA

Markers	Frequency (GHz)	Meter Reading (dBuV)	Det	AF T346 (dB/m)	Amp/Cbl/Fltr/Pad (dB)	Corrected Reading (dBuV/m)	Avg Limit (dBuV/m)	Margin (dB)	Peak Limit (dBuV/m)	PK Margin (dB)	UNII Non-Restricted (dBuV/m)	PK Margin (dB)	Azimuth (Degs)	Height (cm)	Polarity
1	* 4.829	44.91	PK-U	34.1	-28.9	50.11	-	-	74	-23.89	-	-	275	330	H
	* 4.829	37.56	ADR	34.1	-28.9	42.76	54	-11.24	-	-	-	-	275	330	H
2	* 4.829	44.58	PK-U	34.1	-28.9	49.78	-	-	74	-24.22	-	-	186	284	V
	* 4.829	37.52	ADR	34.1	-28.9	42.72	54	-11.28	-	-	-	-	186	284	V
3	6.278	46.16	PK-U	35.4	-28.4	53.16	-	-	-	-	68.2	-15.04	249	184	H
5	6.278	47.72	PK-U	35.4	-28.4	54.72	-	-	-	-	68.2	-13.48	3	105	V
4	6.76	43.37	PK-U	35.6	-28.3	50.67	-	-	-	-	68.2	-17.53	29	213	H
6	6.761	42.44	PK-U	35.6	-28.3	49.74	-	-	-	-	68.2	-18.46	217	292	V

* - indicates frequency in CFR15.205/IC7.2.2 Restricted Band

PK-U - U-NII: Maximum Peak

ADR - U-NII AD primary method, RMS average

This report shall not be reproduced except in full, without the written approval of UL Verification Services Inc.

RESTRICTED BANDEDGE CHAIN 0 + 2 (LOW CHANNEL)

LOW CHANNEL HORIZONTAL PLOT

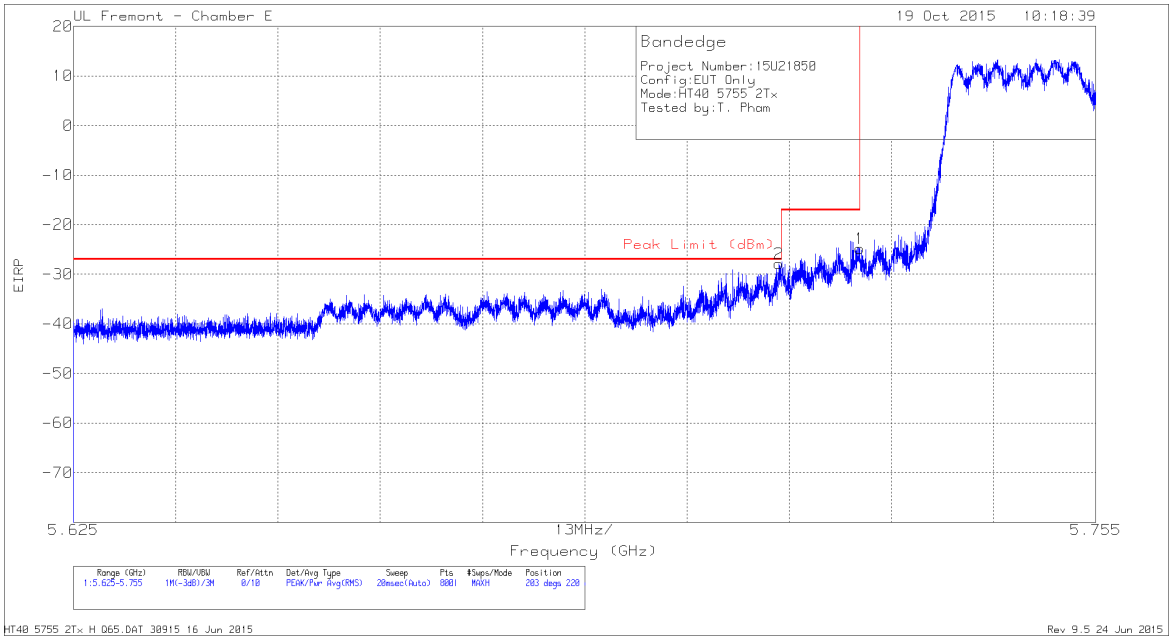

DATA

Marker	Frequency (GHz)	Meter Reading (dBm)	Det	AF T346 (dB/m)	Amp/Cbl/Fltr/Pad (dB)	Conversion Factor (dB)	Corrected Reading EIRP	Peak Limit (dBm)	PK Margin (dB)	Azimuth (Degs)	Height (cm)	Polarity
2	5.715	-54.25	Pk	34.7	-20.1	11.8	-27.85	-27	-.85	203	220	H
1	5.725	-51.23	Pk	34.7	-20.1	11.8	-24.83	-17	-7.83	203	220	H

Pk - Peak detector

UL VERIFICATION SERVICES INC. FORM NO: CCSUP4701J
47173 BENICIA STREET, FREMONT, CA 94538, USA TEL: (510) 771-1000 FAX: (510) 661-0888
This report shall not be reproduced except in full, without the written approval of UL Verification Services Inc.

LOW CHANNEL VERTICAL PLOT

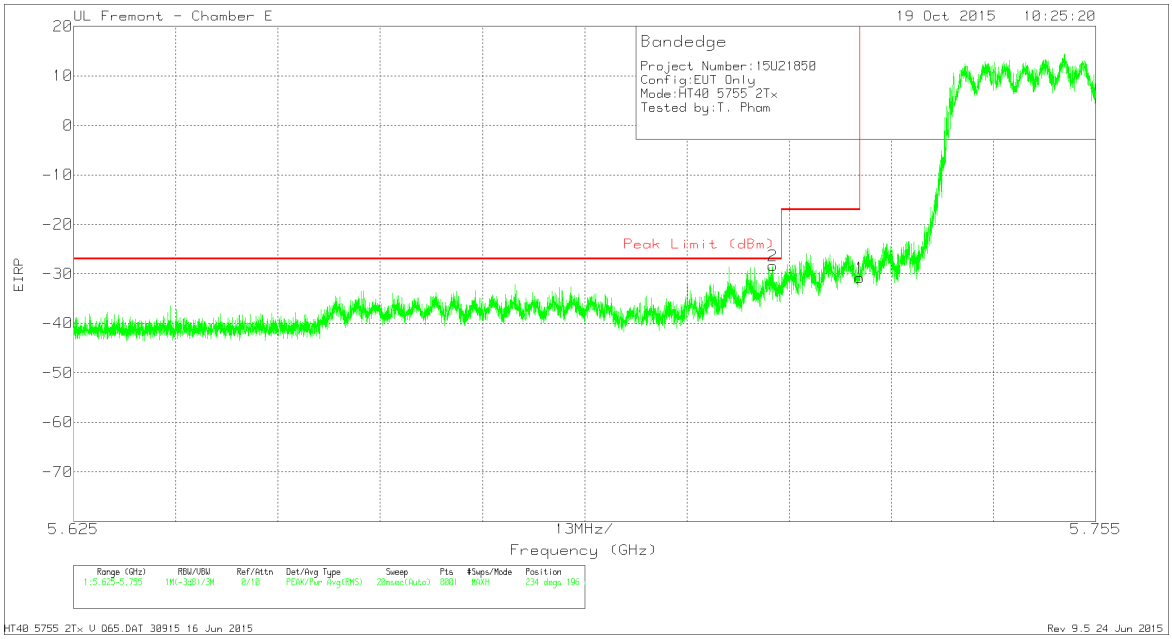

DATA

Marker	Frequency (GHz)	Meter Reading (dBm)	Det	AF T346 (dB/m)	Amp/Cbl/Fltr/Pad (dB)	Conversion Factor (dB)	Corrected Reading EIRP	Peak Limit (dBm)	PK Margin (dB)	Azimuth (Degs)	Height (cm)	Polarity
2	5.714	-54.79	Pk	34.7	-20.1	11.8	-28.39	-27	-1.39	234	196	V
1	5.725	-57.25	Pk	34.7	-20.1	11.8	-30.85	-17	-13.85	234	196	V

Pk - Peak detector

This report shall not be reproduced except in full, without the written approval of UL Verification Services Inc.

RESTRICTED BANDEDGE CHAIN 0 +2 (HIGH CHANNEL)

HIGH CHANNEL HORIZONTAL PLOT

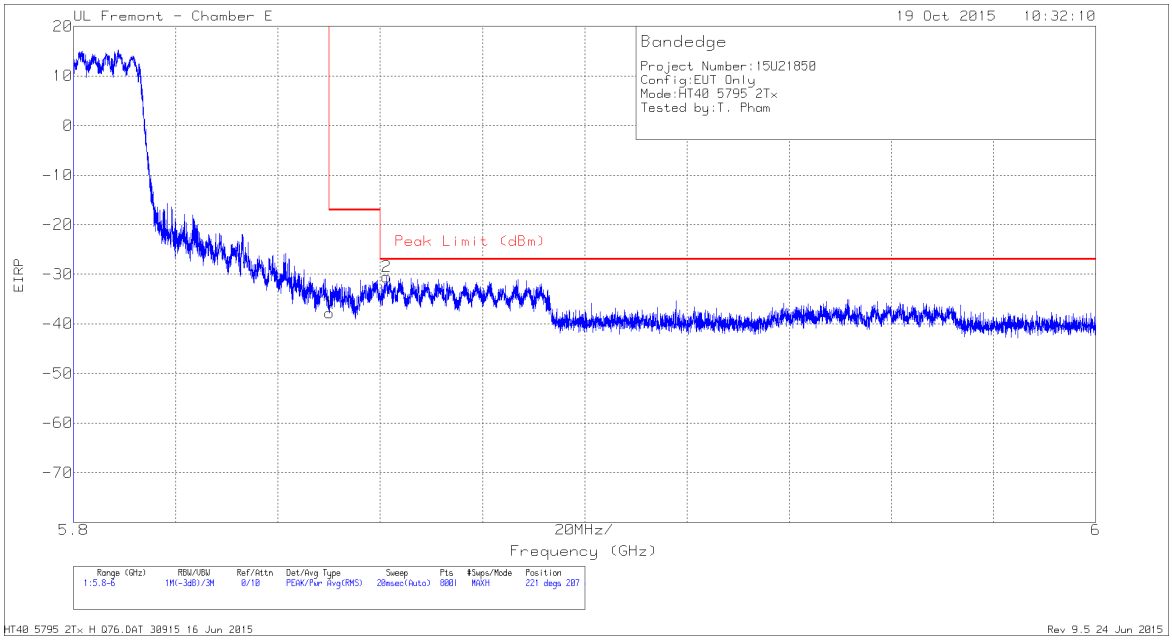

DATA

Marker	Frequency (GHz)	Meter Reading (dBm)	Det	AF T346 (dB/m)	Amp/Cbl/Fltr/Pad (dB)	Conversion Factor (dB)	Corrected Reading EIRP	Peak Limit (dBm)	PK Margin (dB)	Azimuth (Degs)	Height (cm)	Polarity
1	5.85	-64.22	Pk	34.9	-20.3	11.8	-37.82	-17	-20.82	221	207	H
2	5.861	-56.8	Pk	34.9	-20.4	11.8	-30.5	-27	-3.5	221	207	H

Pk - Peak detector

This report shall not be reproduced except in full, without the written approval of UL Verification Services Inc.

HIGH CHANNEL VERTICAL PLOT

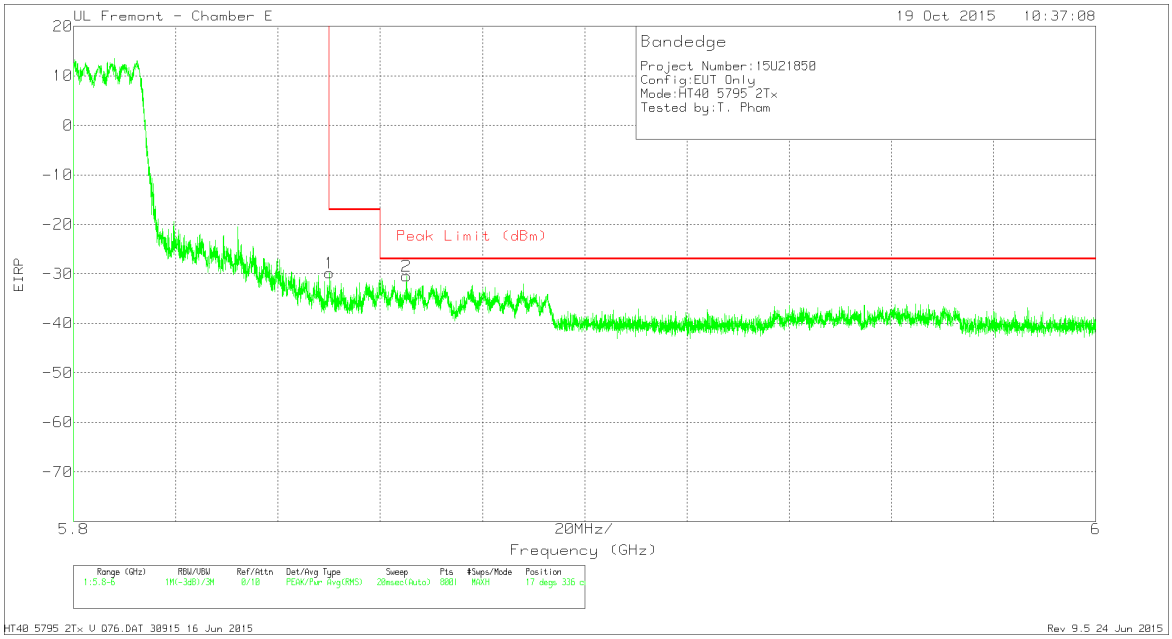

DATA

Marker	Frequency (GHz)	Meter Reading (dBm)	Det	AF T346 (dB/m)	Amp/Cbl/Fltr/Pad (dB)	Conversion Factor (dB)	Corrected Reading EIRP	Peak Limit (dBm)	PK Margin (dB)	Azimuth (Degs)	Height (cm)	Polarity
1	5.85	-56.27	Pk	34.9	-20.3	11.8	-29.87	-17	-12.87	17	336	V
2	5.865	-56.78	Pk	34.9	-20.4	11.8	-30.48	-27	-3.48	17	336	V

Pk - Peak detector

This report shall not be reproduced except in full, without the written approval of UL Verification Services Inc.

LOW CHANNEL HARMONICS AND SPURIOUS EMISSIONS

LOW CHANNEL HORIZONTAL PLOT

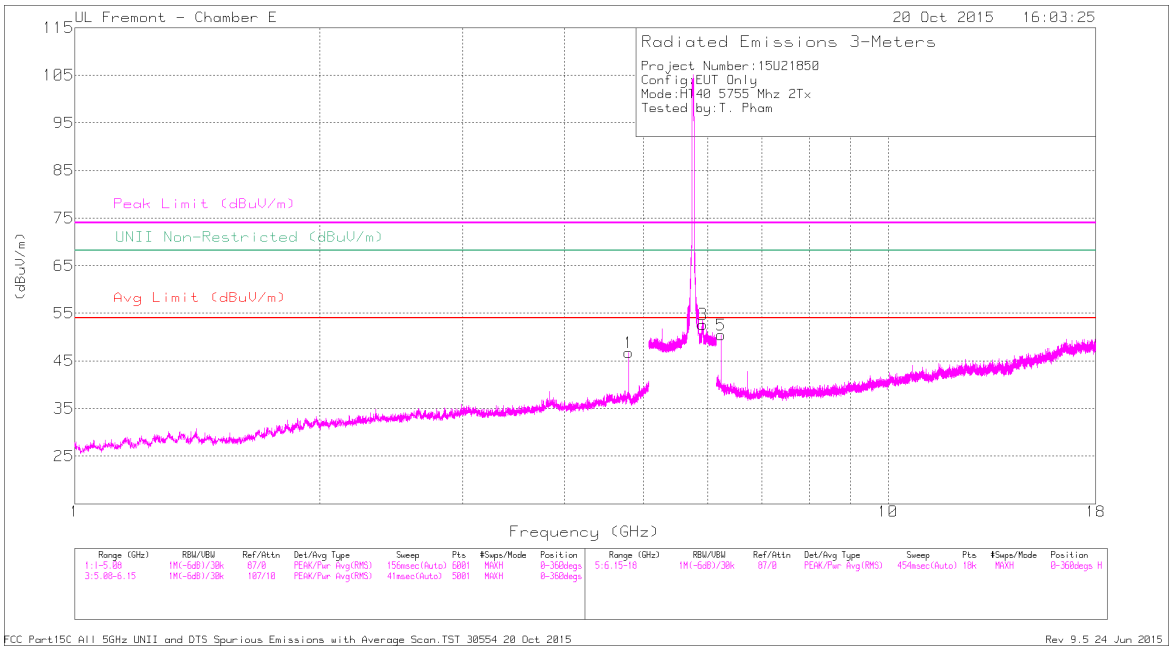

LOW CHANNEL VERTICAL PLOT

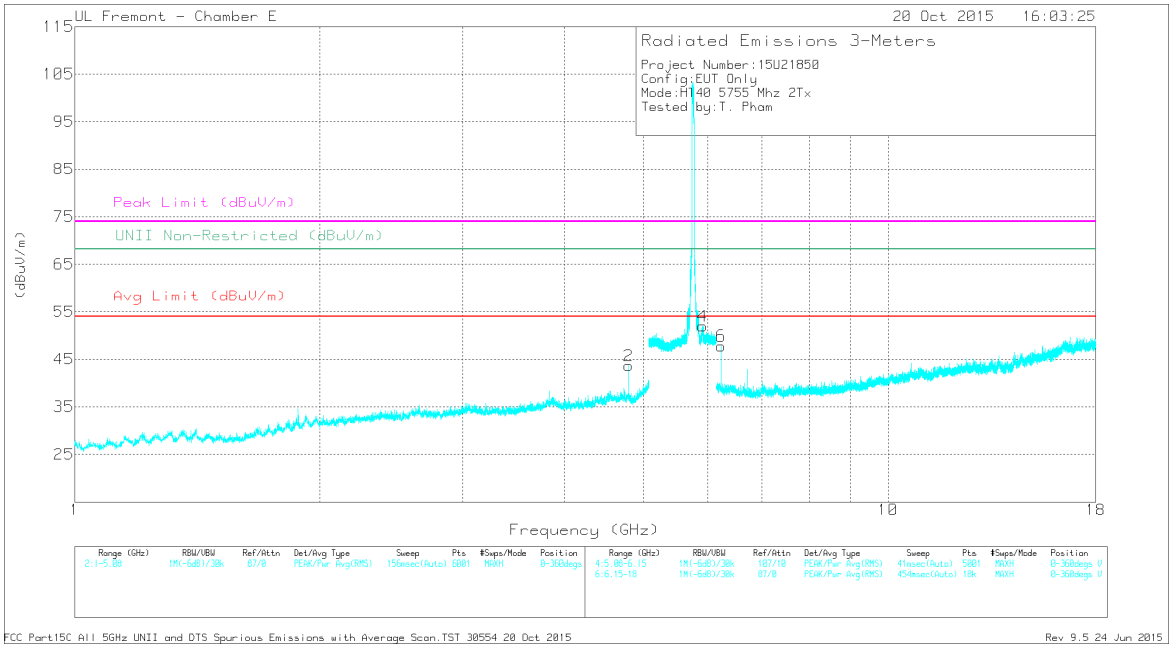

This report shall not be reproduced except in full, without the written approval of UL Verification Services Inc.

DATA

Markers	Frequency (GHz)	Meter Reading (dBuV)	Det	AF T346 (dB/m)	Amp/Cbl/Fltr/Pad (dB)	Corrected Reading (dBuV/m)	Avg Limit (dBuV/m)	Margin (dB)	Peak Limit (dBuV/m)	PK Margin (dB)	UNII Non-Restricted (dBuV/m)	PK Margin (dB)	Azimuth (Degs)	Height (cm)	Polarity
1	* 4.796	48.1	PK-U	34.1	-29.5	52.7	-	-	74	-21.3	-	-	277	250	H
	* 4.796	42.66	ADR	34.1	-29.5	47.26	54	-6.74	-	-	-	-	277	250	H
2	* 4.796	47.17	PK-U	34.1	-29.5	51.77	-	-	74	-22.23	-	-	5	381	V
	* 4.796	41.02	ADR	34.1	-29.5	45.62	54	-8.38	-	-	-	-	5	381	V
4	5.901	46.14	PK-U	34.9	-20.3	60.74	-	-	-	-	68.2	-7.46	237	200	V
3	5.912	46.99	PK-U	35	-20.3	61.69	-	-	-	-	68.2	-6.51	221	182	H
5	6.234	47.47	PK-U	35.4	-28.3	54.57	-	-	-	-	68.2	-13.63	171	116	H
6	6.235	47.58	PK-U	35.4	-28.3	54.68	-	-	-	-	68.2	-13.52	101	236	V

* - indicates frequency in CFR15.205/IC7.2.2 Restricted Band

PK-U - U-NII: Maximum Peak

ADR - U-NII AD primary method, RMS average

This report shall not be reproduced except in full, without the written approval of UL Verification Services Inc.

HIGH CHANNEL HARMONICS AND SPURIOUS EMISSIONS

HIGH CHANNEL HORIZONTAL PLOT

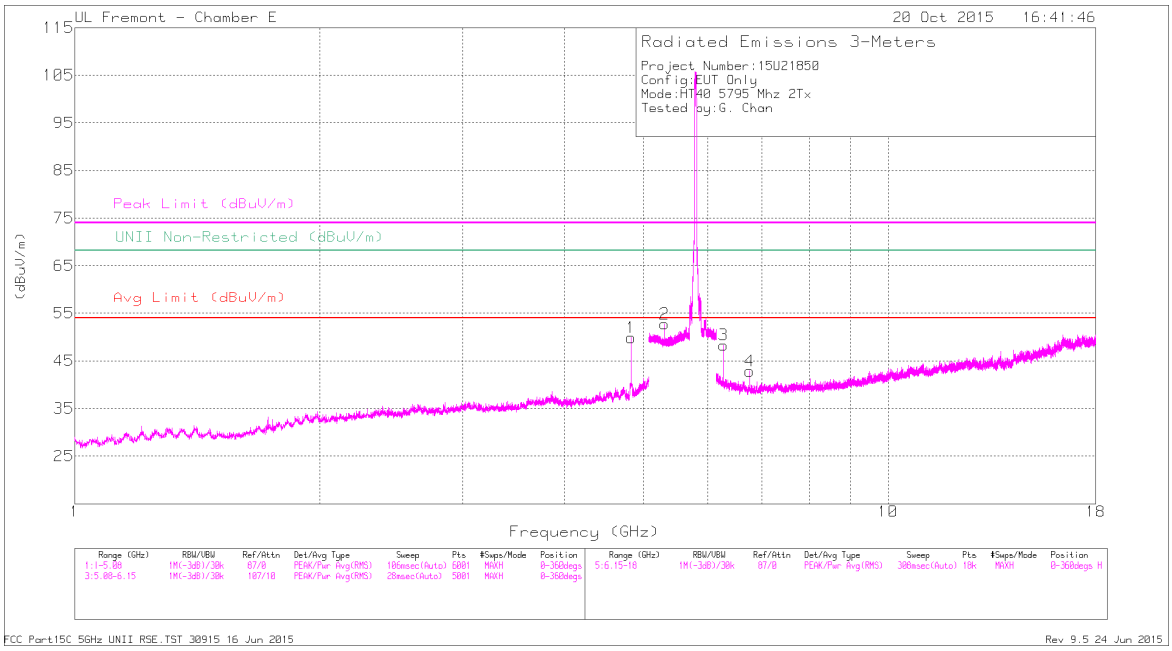

HIGH CHANNEL VERTICAL PLOT

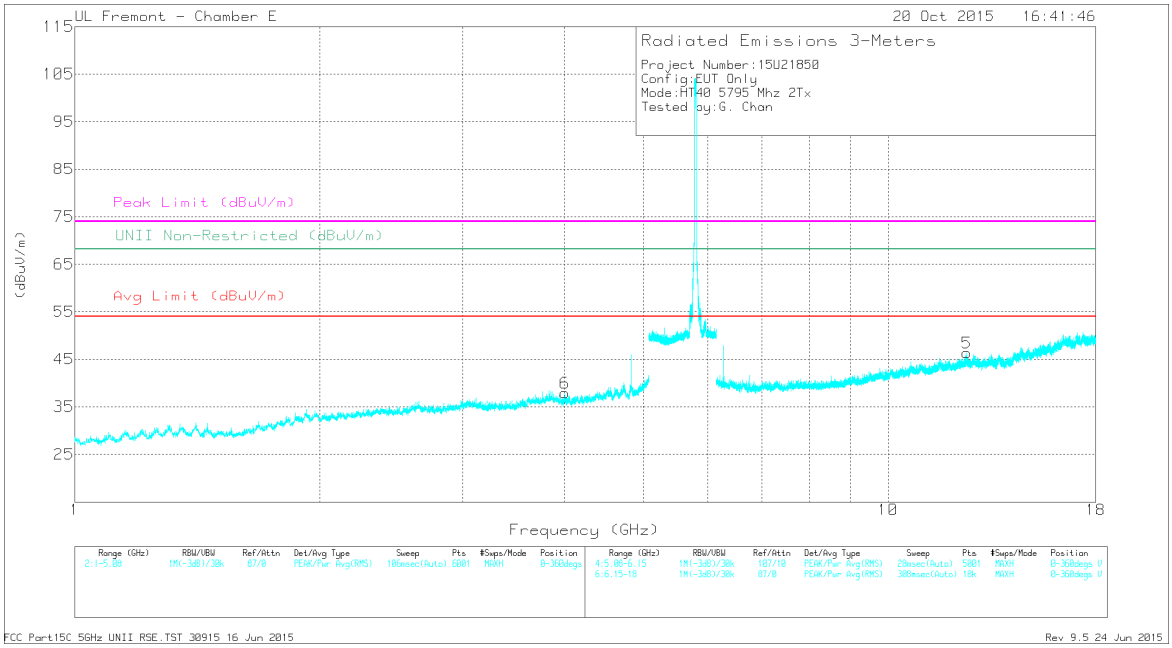

This report shall not be reproduced except in full, without the written approval of UL Verification Services Inc.

DATA

Marker	Frequency (GHz)	Meter Reading (dBuV)	Det	AF T346 (dB/m)	Amp/Cbl/Fltr/Pad (dB)	Corrected Reading (dBuV/m)	Avg Limit (dBuV/m)	Margin (dB)	Peak Limit (dBuV/m)	PK Margin (dB)	UNII Non-Restricted (dBuV/m)	PK Margin (dB)	Azimuth (Degs)	Height (cm)	Polarity
1	* 4.829	48.67	PK-U	34.1	-28.9	53.87	-	-	74	-20.13	-	-	279	251	H
	* 4.829	43.95	ADR	34.1	-28.9	49.15	54	-4.85	-	-	-	-	279	251	H
6	* 4.007	40.71	PK-U	33.4	-29.9	44.21	-	-	74	-29.79	-	-	321	254	V
	* 4.007	29.16	ADR	33.4	-29.9	32.66	54	-21.34	-	-	-	-	321	254	V
5	* 12.49	36.84	PK-U	39	-23.5	52.34	-	-	74	-21.66	-	-	54	337	V
	* 12.49	25.17	ADR	39	-23.5	40.67	54	-13.33	-	-	-	-	54	337	V
2	5.312	45.27	PK-U	34.5	-20.5	59.27	-	-	-	-	68.2	-8.93	179	208	H
	5.312	36.99	ADR	34.5	-20.5	50.99	-	-	-	-	-	-	179	208	H
3	6.278	45.56	PK-U	35.4	-28.4	52.56	-	-	-	-	68.2	-15.64	173	101	H
	6.278	39.97	ADR	35.4	-28.4	46.97	-	-	-	-	-	-	173	101	H
4	6.761	41.51	PK-U	35.6	-28.3	48.81	-	-	-	-	68.2	-19.39	316	196	H
	6.761	33.8	ADR	35.6	-28.3	41.1	-	-	-	-	-	-	316	196	H

* - indicates frequency in CFR15.205/IC7.2.2 Restricted Band

PK-U - U-NII: Maximum Peak

ADR - U-NII AD primary method, RMS average

UL VERIFICATION SERVICES INC. FORM NO: CCSUP4701J
47173 BENICIA STREET, FREMONT, CA 94538, USA TEL: (510) 771-1000 FAX: (510) 661-0888
This report shall not be reproduced except in full, without the written approval of UL Verification Services Inc.

RESTRICTED BANDEDGE CHAIN 1 + 2 (LOW CHANNEL)

LOW CHANNEL HORIZONTAL PLOT

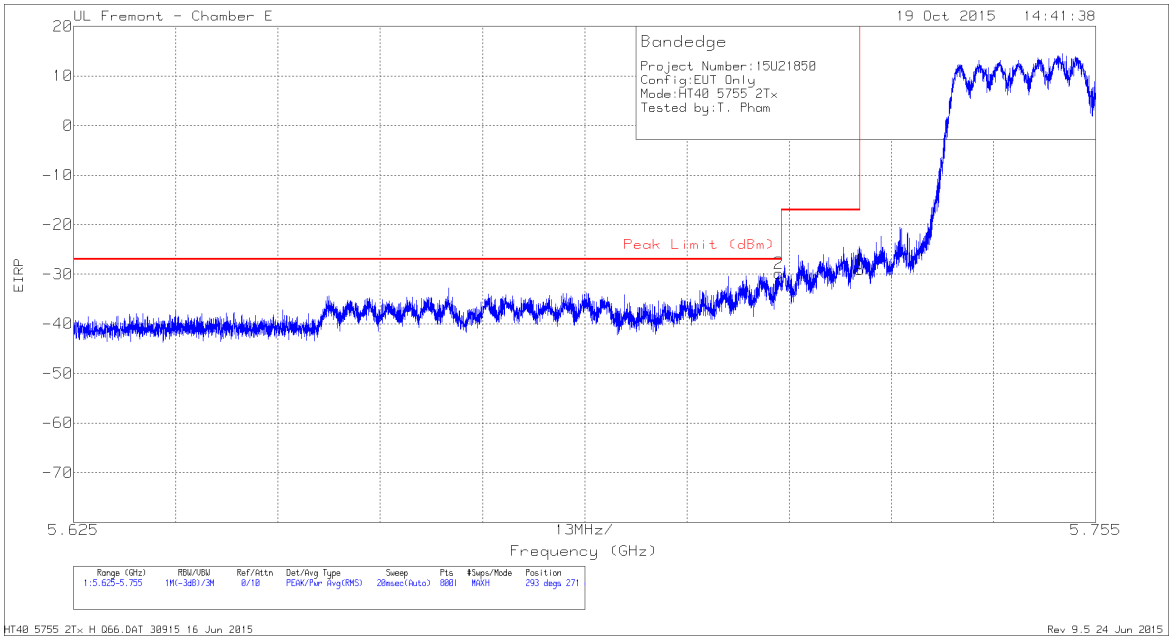

DATA

Marker	Frequency (GHz)	Meter Reading (dBm)	Det	AF T346 (dB/m)	Amp/Cbl/Fltr/Pad (dB)	Conversion Factor (dB)	Corrected Reading EIRP	Peak Limit (dBm)	PK Margin (dB)	Azimuth (Degs)	Height (cm)	Polarity
2	5.715	-56.17	Pk	34.7	-20.1	11.8	-29.77	-27	-2.77	293	271	H
1	5.725	-55.54	Pk	34.7	-20.1	11.8	-29.14	-17	-12.14	293	271	H

Pk - Peak detector

This report shall not be reproduced except in full, without the written approval of UL Verification Services Inc.

LOW CHANNEL VERTICAL PLOT

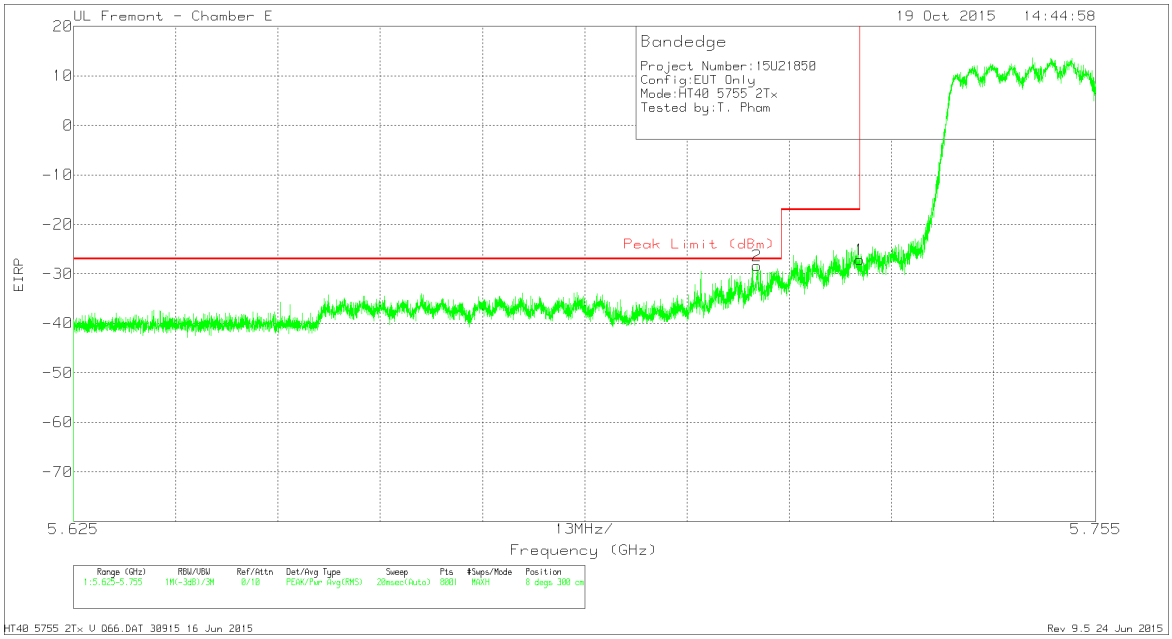

DATA

Marker	Frequency (GHz)	Meter Reading (dBm)	Det	AF T346 (dB/m)	Amp/Cbl/Fltr/Pad (dB)	Conversion Factor (dB)	Corrected Reading EIRP	Peak Limit (dBm)	PK Margin (dB)	Azimuth (Degs)	Height (cm)	Polarity
2	5.712	-54.72	Pk	34.7	-20.1	11.8	-28.32	-27	-1.32	8	300	V
1	5.725	-53.51	Pk	34.7	-20.1	11.8	-27.11	-17	-10.11	8	300	V

Pk - Peak detector

This report shall not be reproduced except in full, without the written approval of UL Verification Services Inc.

RESTRICTED BANDEDGE CHAIN 1 +2 (HIGH CHANNEL)

HIGH CHANNEL HORIZONTAL PLOT

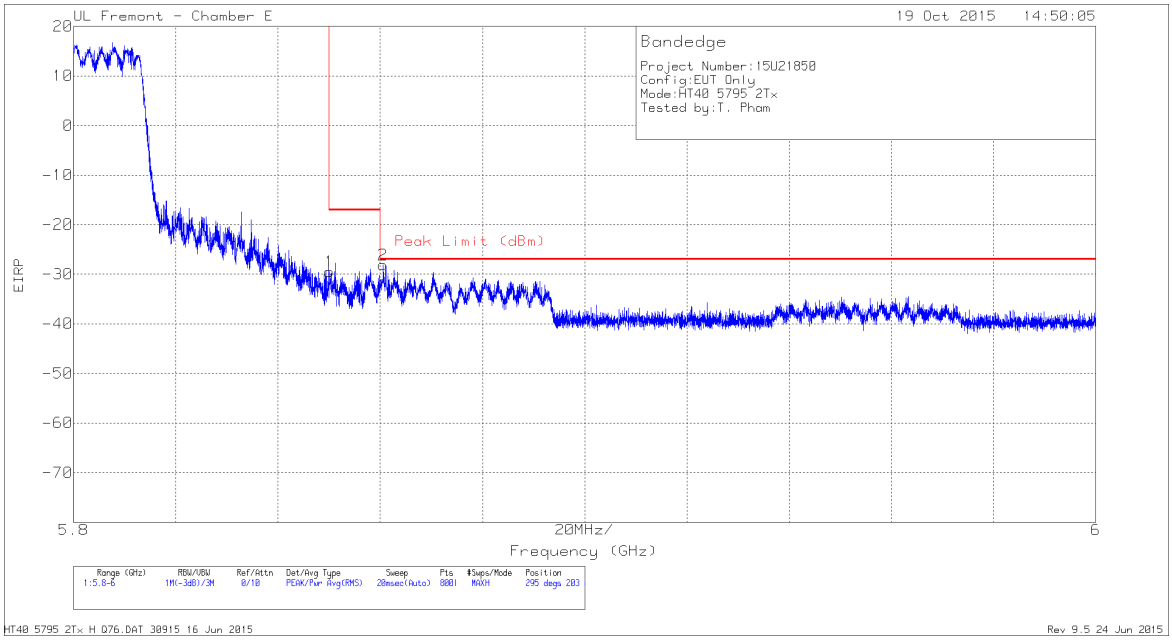

DATA

Marker	Frequency (GHz)	Meter Reading (dBm)	Det	AF T346 (dB/m)	Amp/Cbl/Fltr/Pad (dB)	Conversion Factor (dB)	Corrected Reading EIRP	Peak Limit (dBm)	PK Margin (dB)	Azimuth (Degs)	Height (cm)	Polarity
1	5.85	-55.84	Pk	34.9	-20.3	11.8	-29.44	-17	-12.44	295	203	H
2	5.861	-54.43	Pk	34.9	-20.4	11.8	-28.13	-27	-1.13	295	203	H

Pk - Peak detector

This report shall not be reproduced except in full, without the written approval of UL Verification Services Inc.

HIGH CHANNEL VERTICAL PLOT

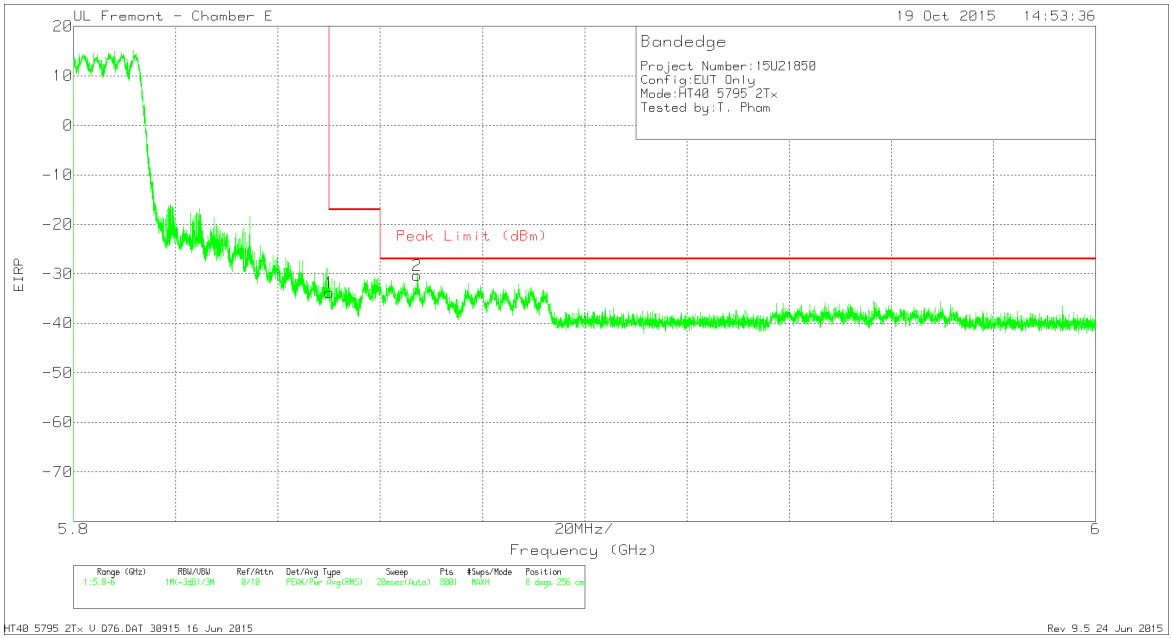

DATA

Marker	Frequency (GHz)	Meter Reading (dBm)	Det	AF T346 (dB/m)	Amp/Cbl/Fltr/Pad (dB)	Conversion Factor (dB)	Corrected Reading EIRP	Peak Limit (dBm)	PK Margin (dB)	Azimuth (Degs)	Height (cm)	Polarity
1	5.85	-60.11	Pk	34.9	-20.3	11.8	-33.71	-17	-16.71	8	256	V
2	5.867	-56.6	Pk	34.9	-20.4	11.8	-30.3	-27	-3.3	8	256	V

Pk - Peak detector

This report shall not be reproduced except in full, without the written approval of UL Verification Services Inc.

LOW CHANNEL HARMONICS AND SPURIOUS EMISSIONS

LOW CHANNEL HORIZONTAL PLOT

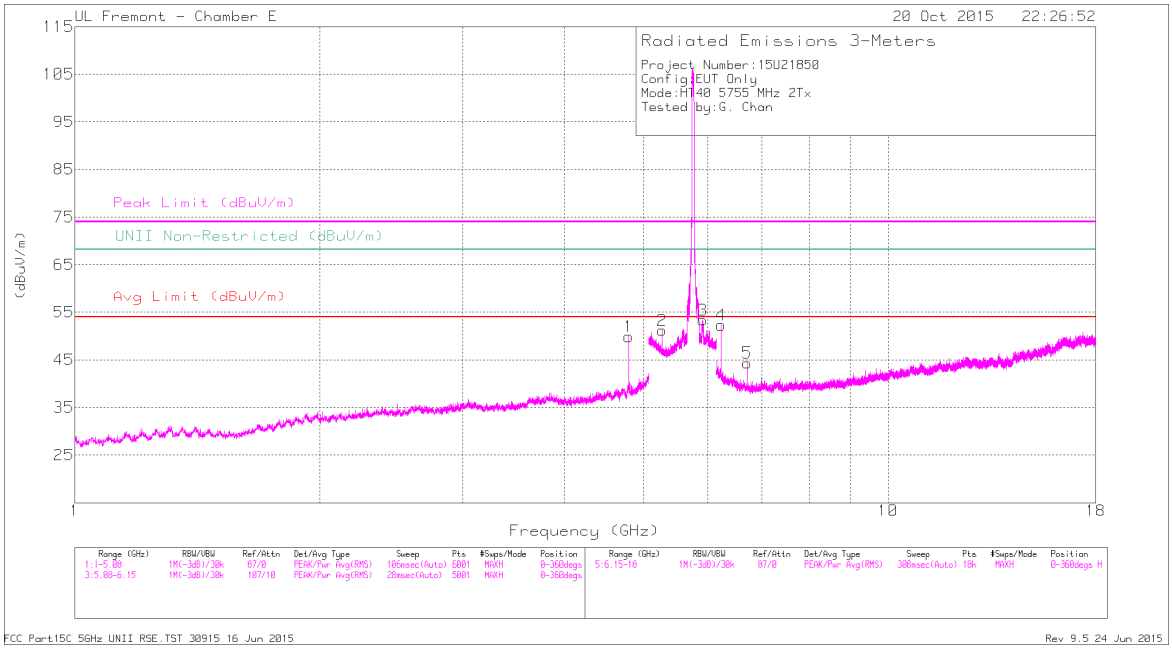

LOW CHANNEL VERTICAL PLOT

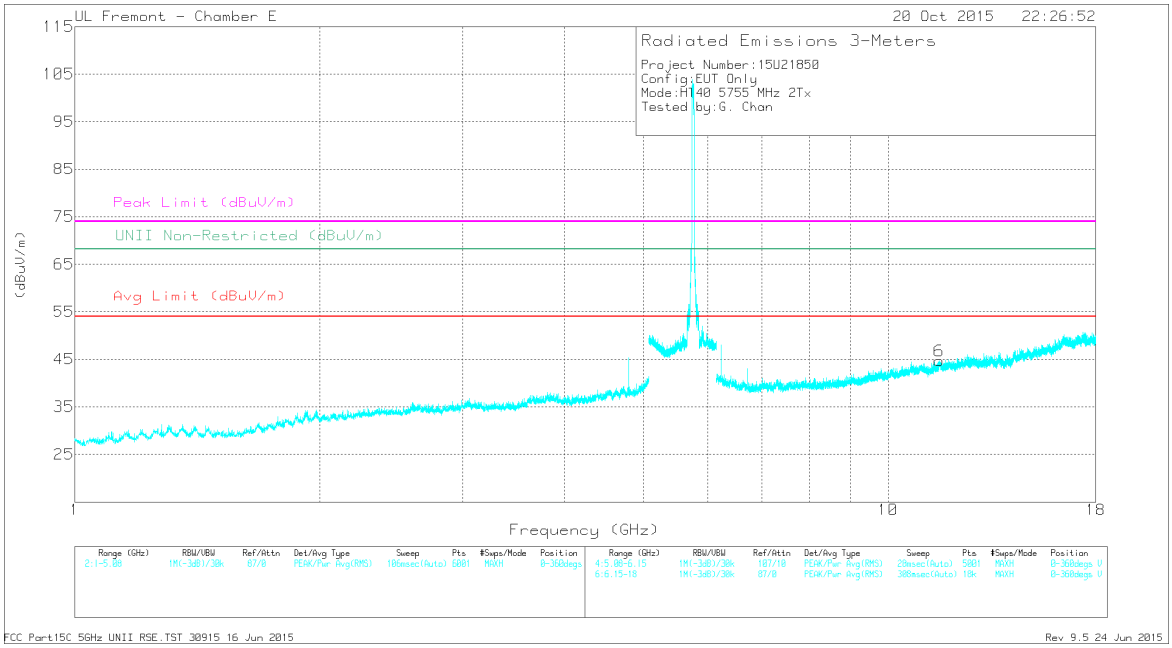

This report shall not be reproduced except in full, without the written approval of UL Verification Services Inc.

DATA

Marker	Frequency (GHz)	Meter Reading (dBuV)	Det	AF T346 (dB/m)	Amp/Cbl/Fltr/Pad (dB)	Corrected Reading (dBuV/m)	Avg Limit (dBuV/m)	Margin (dB)	Peak Limit (dBuV/m)	PK Margin (dB)	UNII Non-Restricted (dBuV/m)	PK Margin (dB)	Azimuth (Degs)	Height (cm)	Polarity
1	* 4.796	48.61	PK-U	34.1	-29.5	53.21	-	-	74	-20.79	-	-	293	297	H
	* 4.796	44.48	ADR	34.1	-29.5	49.08	54	-4.92	-	-	-	-	293	297	H
6	* 11.554	36.62	PK-U	38.1	-22.7	52.02	-	-	74	-21.98	-	-	63	314	V
	* 11.554	24.36	ADR	38.1	-22.7	39.76	54	-14.24	-	-	-	-	63	314	V
2	5.275	42.34	PK-U	34.5	-19.4	57.44	-	-	-	-	68.2	-10.76	305	261	H
3	5.92	44.2	PK-U	35	-19.6	59.6	-	-	-	-	68.2	-8.6	249	382	H
4	6.235	49.53	PK-U	35.4	-28.3	56.63	-	-	-	-	68.2	-11.57	302	240	H
5	6.714	42.9	PK-U	35.6	-28.4	50.1	-	-	-	-	68.2	-18.1	271	160	H

* - indicates frequency in CFR15.205/IC7.2.2 Restricted Band

PK-U - U-NII: Maximum Peak

ADR - U-NII AD primary method, RMS average

This report shall not be reproduced except in full, without the written approval of UL Verification Services Inc.

HIGH CHANNEL HARMONICS AND SPURIOUS EMISSIONS

HIGH CHANNEL HORIZONTAL PLOT

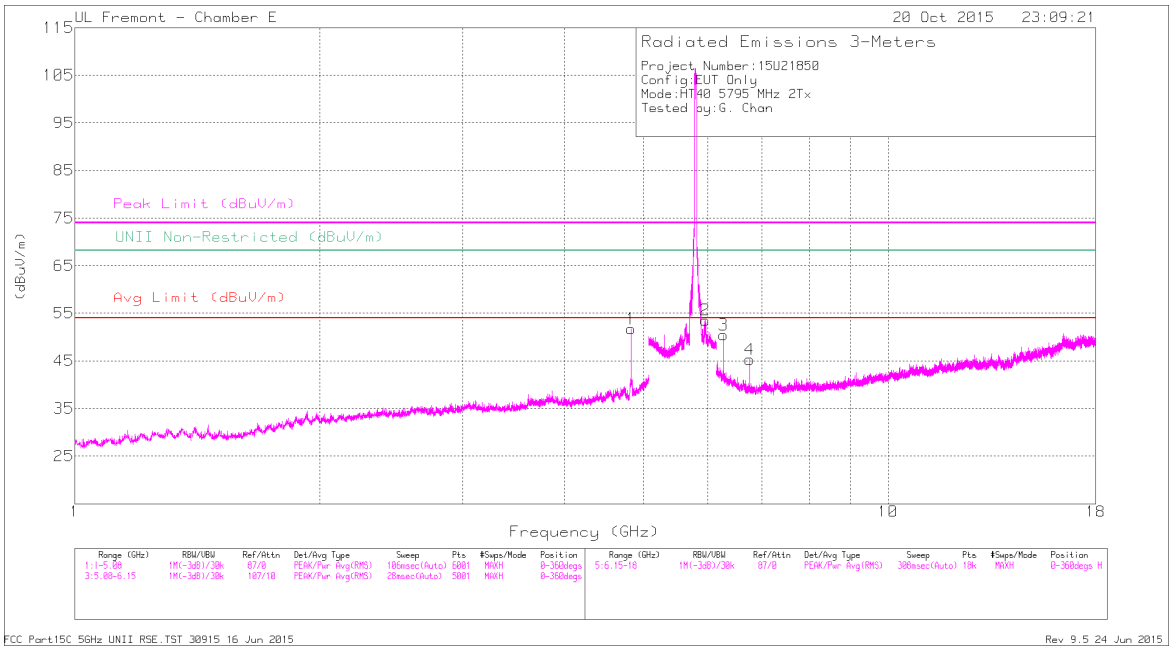

HIGH CHANNEL VERTICAL PLOT

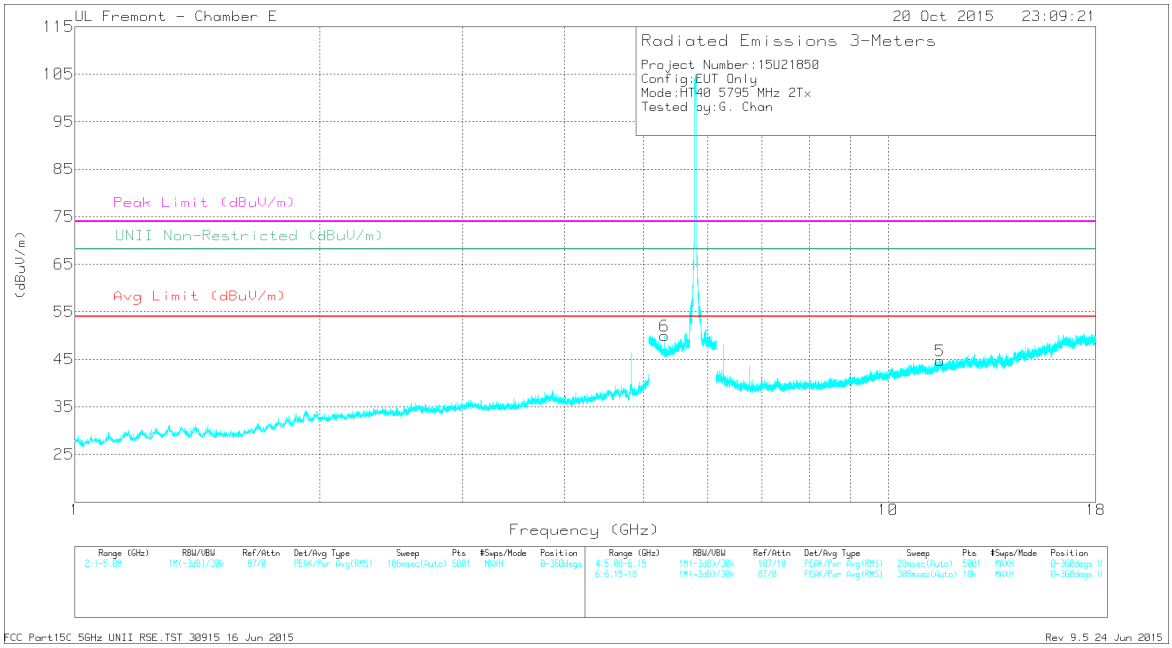

This report shall not be reproduced except in full, without the written approval of UL Verification Services Inc.

DATA

Marker	Frequency (GHz)	Meter Reading (dBuV)	Det	AF T346 (dB/m)	Amp/Cbl/Fltr/Pad (dB)	Corrected Reading (dBuV/m)	Avg Limit (dBuV/m)	Margin (dB)	Peak Limit (dBuV/m)	PK Margin (dB)	UNII Non-Restricted (dBuV/m)	PK Margin (dB)	Azimuth (Degs)	Height (cm)	Polarity
1	* 4.829	51.21	PK-U	34.1	-28.9	56.41	-	-	74	-17.59	-	-	293	310	H
	* 4.829	47.34	ADR	34.1	-28.9	52.54	54	-1.46	-	-	-	-	293	310	H
5	* 11.58	36.06	PK-U	38.1	-22.2	51.96	-	-	74	-22.04	-	-	318	105	V
	* 11.58	24.31	ADR	38.1	-22.2	40.21	54	-13.79	-	-	-	-	318	105	V
6	5.312	41.94	PK-U	34.5	-19.6	56.84	-	-	-	-	68.2	-11.36	43	347	V
2	5.961	45.41	PK-U	35	-19.5	60.91	-	-	-	-	68.2	-7.29	306	204	H
3	6.278	48.11	PK-U	35.4	-28.4	55.11	-	-	-	-	68.2	-13.09	303	184	H
4	6.761	42.7	PK-U	35.6	-28.3	50	-	-	-	-	68.2	-18.2	297	251	H

* - indicates frequency in CFR15.205/IC7.2.2 Restricted Band

PK-U - U-NII: Maximum Peak

ADR - U-NII AD primary method, RMS average

UL VERIFICATION SERVICES INC. FORM NO: CCSUP4701J
47173 BENICIA STREET, FREMONT, CA 94538, USA TEL: (510) 771-1000 FAX: (510) 661-0888
This report shall not be reproduced except in full, without the written approval of UL Verification Services Inc.

9.10. 802.11n HT40 2TX BF MODE IN THE 5.8 GHz BAND

RESTRICTED BANDEDGE CHAIN 0 + 1 (LOW CHANNEL)

LOW CHANNEL HORIZONTAL PLOT

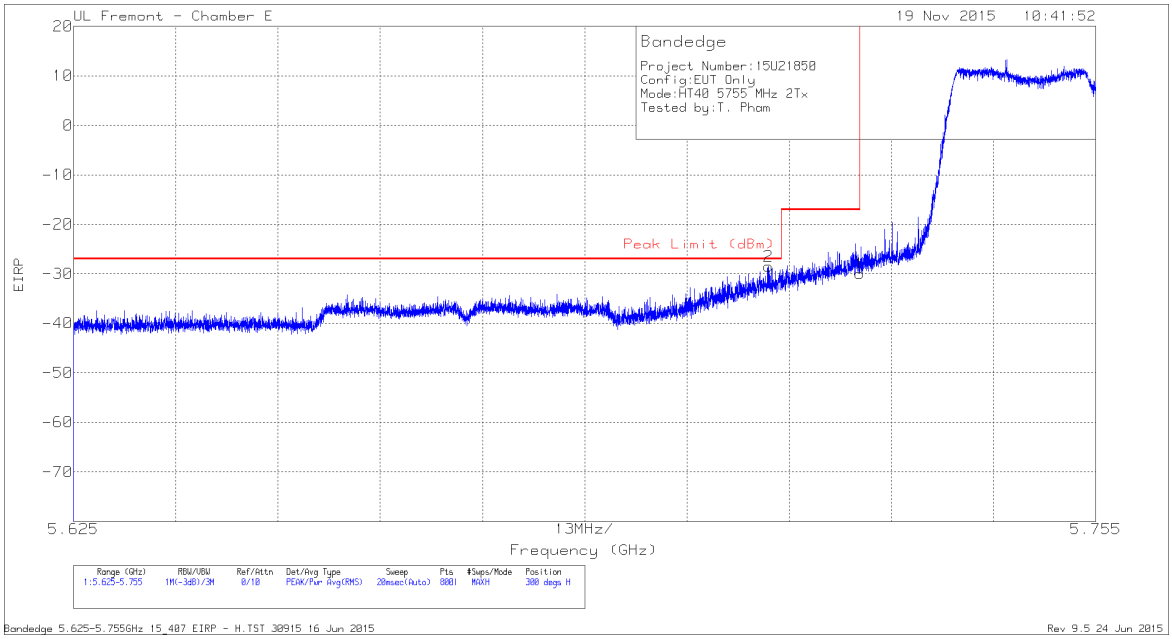

DATA

Marker	Frequency (GHz)	Meter Reading (dBm)	Det	AF T346 (dB/m)	Amp/Cbl/Fltr/Pad (dB)	Conversion Factor (dB)	Corrected Reading EIRP	Peak Limit (dBm)	PK Margin (dB)	Azimuth (Degs)	Height (cm)	Polarity
2	5.713	-54.87	Pk	34.7	-20.1	11.8	-28.47	-27	-1.47	300	198	H
1	5.725	-56.34	Pk	34.7	-20.1	11.8	-29.94	-17	-12.94	300	198	H

Pk - Peak detector

This report shall not be reproduced except in full, without the written approval of UL Verification Services Inc.

LOW CHANNEL VERTICAL PLOT

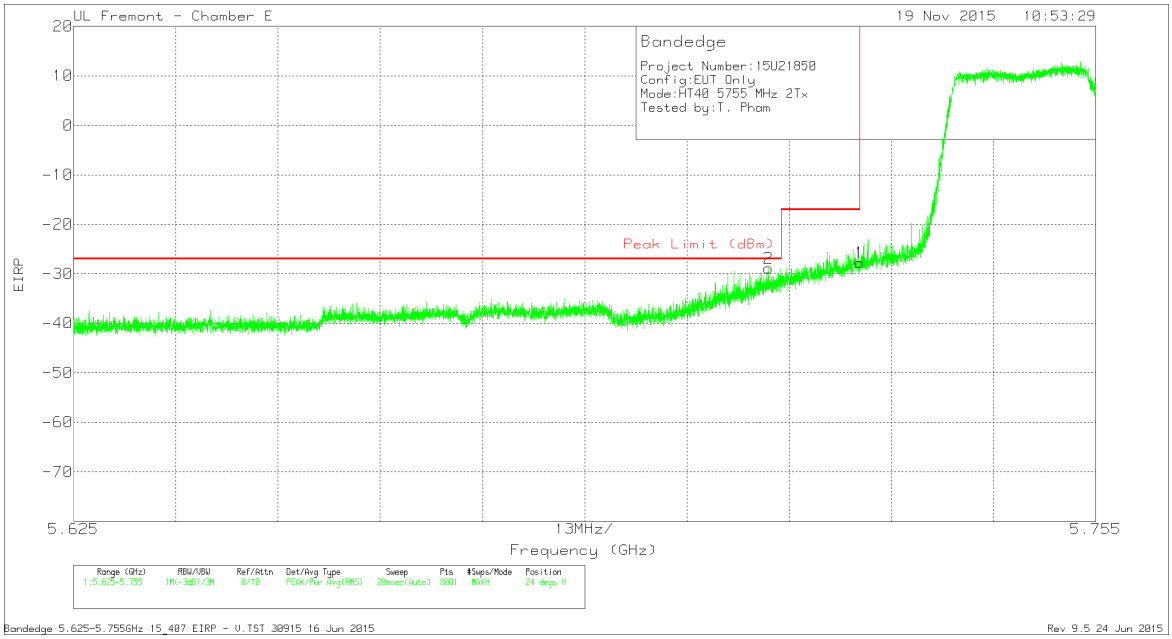

DATA

Marker	Frequency (GHz)	Meter Reading (dBm)	Det	AF T346 (dB/m)	Amp/Cbl/Fltr/Pad (dB)	Conversion Factor (dB)	Corrected Reading EIRP	Peak Limit (dBm)	PK Margin (dB)	Azimuth (Degs)	Height (cm)	Polarity
2	5.713	-55.23	Pk	34.7	-20.1	11.8	-28.83	-27	-1.83	24	215	V
1	5.725	-54.13	Pk	34.7	-20.1	11.8	-27.73	-17	-10.73	24	215	V

Pk - Peak detector

UL VERIFICATION SERVICES INC. FORM NO: CCSUP4701J
47173 BENICIA STREET, FREMONT, CA 94538, USA TEL: (510) 771-1000 FAX: (510) 661-0888
This report shall not be reproduced except in full, without the written approval of UL Verification Services Inc.

RESTRICTED BANDEDGE CHAIN 0 + 1 (HIGH CHANNEL)

HIGH CHANNEL HORIZONTAL PLOT

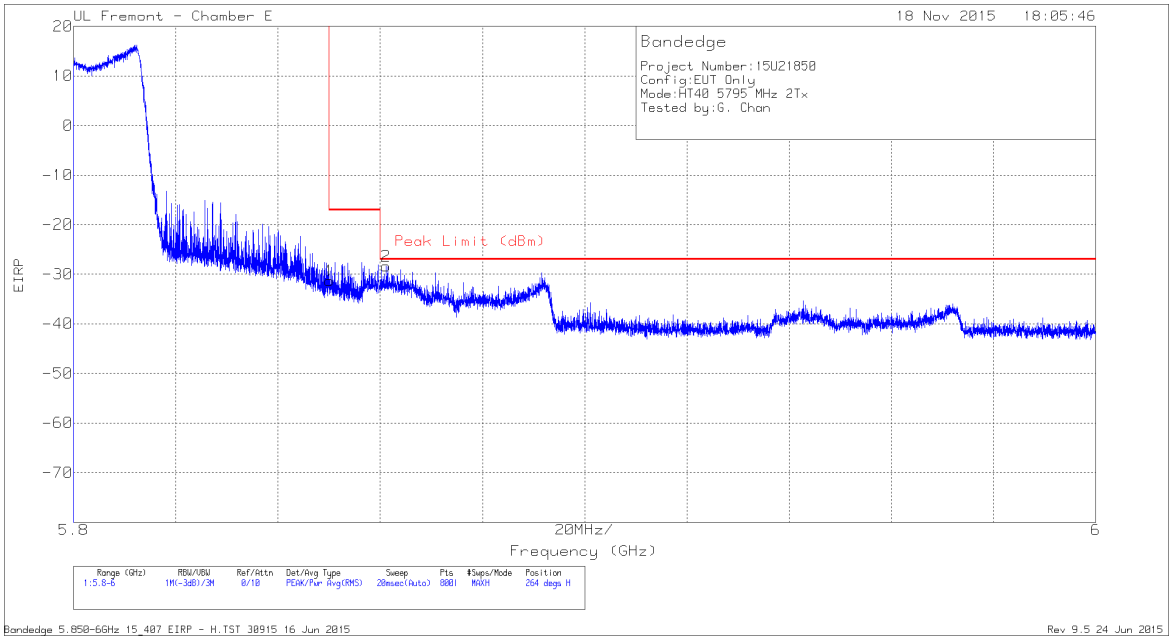

DATA

Marker	Frequency (GHz)	Meter Reading (dBm)	Det	AF T346 (dB/m)	Amp/Cbl/Fltr/Pad (dB)	Conversion Factor (dB)	Corrected Reading EIRP	Peak Limit (dBm)	PK Margin (dB)	Azimuth (Degs)	Height (cm)	Polarity
1	5.85	-58.01	Pk	34.9	-20	11.8	-31.31	-17	-14.31	264	178	H
2	5.861	-55.21	Pk	34.9	-19.8	11.8	-28.31	-27	-1.31	264	178	H

Pk - Peak detector

UL VERIFICATION SERVICES INC. FORM NO: CCSUP4701J
47173 BENICIA STREET, FREMONT, CA 94538, USA TEL: (510) 771-1000 FAX: (510) 661-0888
This report shall not be reproduced except in full, without the written approval of UL Verification Services Inc.

HIGH CHANNEL VERTICAL PLOT

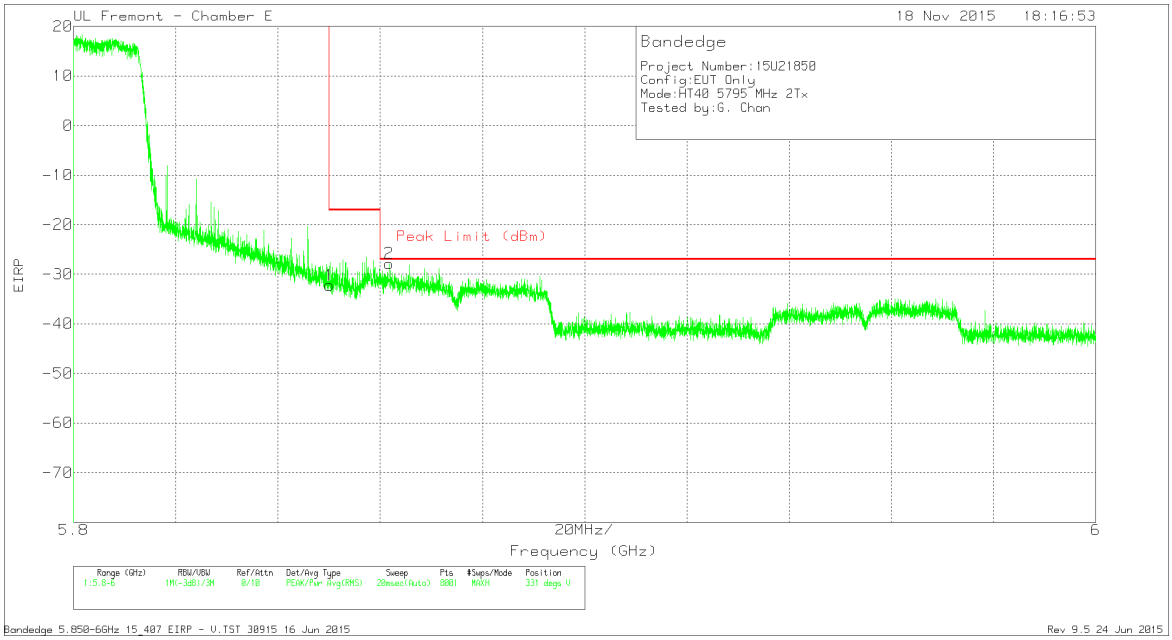

DATA

Marker	Frequency (GHz)	Meter Reading (dBm)	Det	AF T346 (dB/m)	Amp/Cbl/Fltr/Pad (dB)	Conversion Factor (dB)	Corrected Reading EIRP	Peak Limit (dBm)	PK Margin (dB)	Azimuth (Degs)	Height (cm)	Polarity
1	5.85	-58.92	Pk	34.9	-20	11.8	-32.22	-17	-15.22	331	150	V
2	5.862	-54.7	Pk	34.9	-19.8	11.8	-27.8	-27	-.8	331	150	V

Pk - Peak detector

This report shall not be reproduced except in full, without the written approval of UL Verification Services Inc.

LOW CHANNEL HARMONICS AND SPURIOUS EMISSIONS

LOW CHANNEL HORIZONTAL PLOT

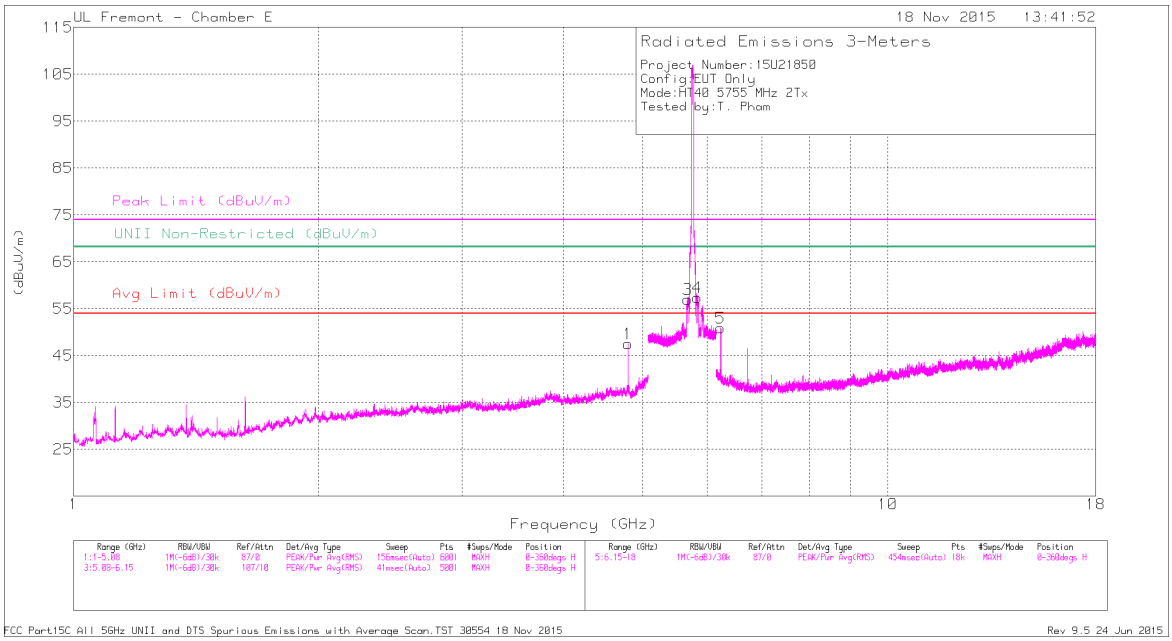

LOW CHANNEL VERTICAL PLOT

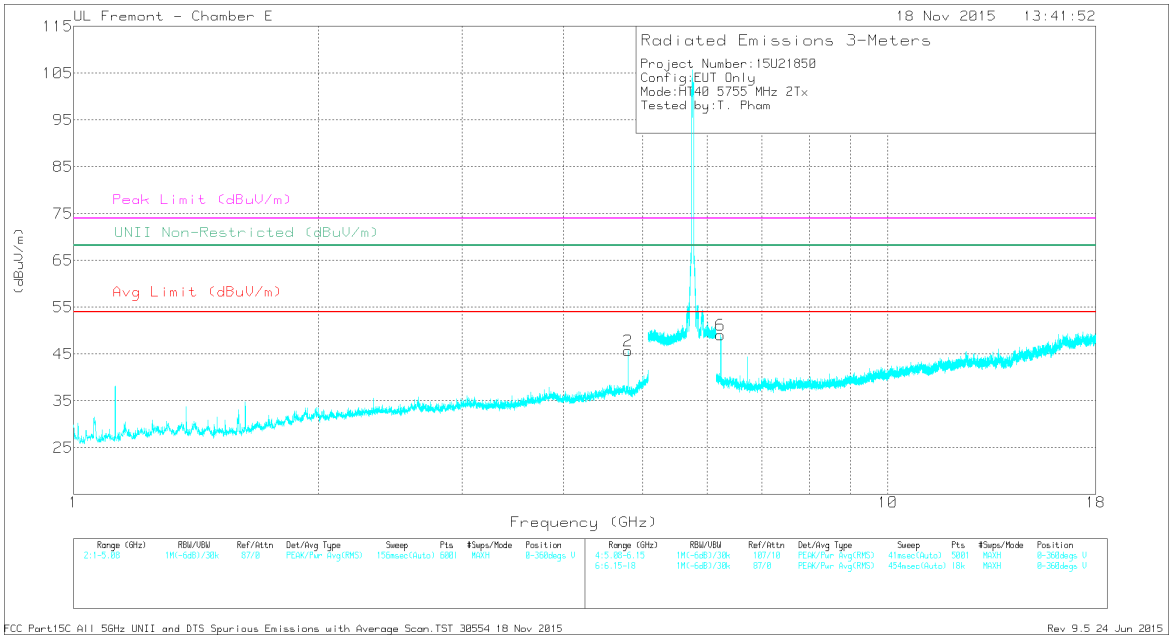

This report shall not be reproduced except in full, without the written approval of UL Verification Services Inc.

DATA

Frequency (GHz)	Meter Reading (dBuV)	Det	AF T346 (dB/m)	Amp/Cbl/Fltr/Pad (dB)	DC Corr (dB)	Corrected Reading (dBuV/m)	Avg Limit (dBuV/m)	Margin (dB)	Peak Limit (dBuV/m)	PK Margin (dB)	UNII Non-Restricted (dBuV/m)	PK Margin (dB)	Azimuth (Degs)	Height (cm)	Polarity
* 4.796	47.66	PK-U	34.1	-29.5		52.26	-	-	74	-21.74	-	-	292	330	H
* 4.796	43.16	ADR	34.1	-29.5	.12	47.76	54	-6.24	-	-	-	-	292	330	H
* 4.796	47.97	PK-U	34.1	-29.5		52.57	-	-	74	-21.43	-	-	236	304	V
* 4.796	43.12	ADR	34.1	-29.5	.12	47.72	54	-6.28	-	-	-	-	236	304	V
5.692	52.72	PK-U	34.6	-20.2		67.12	-	-	-	-	68.2	-1.08	317	211	H
5.83	52.06	PK-U	34.9	-20.2		66.76	-	-	-	-	68.2	-1.44	342	186	H
6.234	47.79	PK-U	35.4	-28.3		54.89	-	-	-	-	68.2	-13.31	256	300	V
6.235	48.97	PK-U	35.4	-28.3		56.07	-	-	-	-	68.2	-12.13	339	164	H

* - indicates frequency in CFR15.205/IC7.2.2 Restricted Band

PK-U - U-NII: Maximum Peak

ADR - U-NII AD primary method, RMS average

This report shall not be reproduced except in full, without the written approval of UL Verification Services Inc.

HIGH CHANNEL HARMONICS AND SPURIOUS EMISSIONS

HIGH CHANNEL HORIZONTAL PLOT

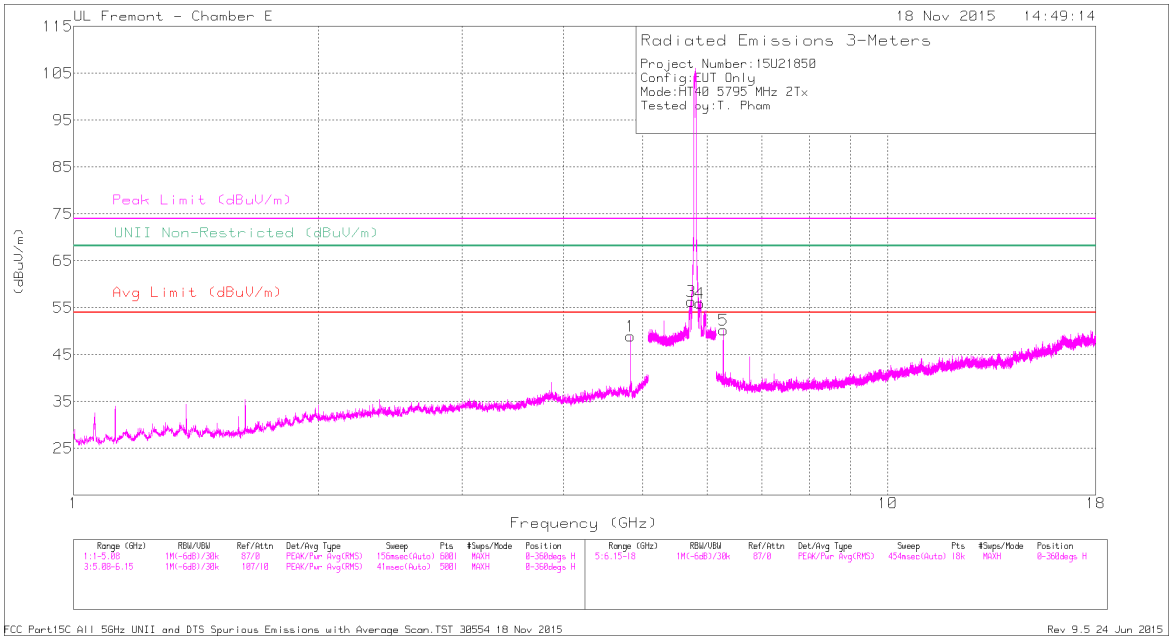

HIGH CHANNEL VERTICAL PLOT

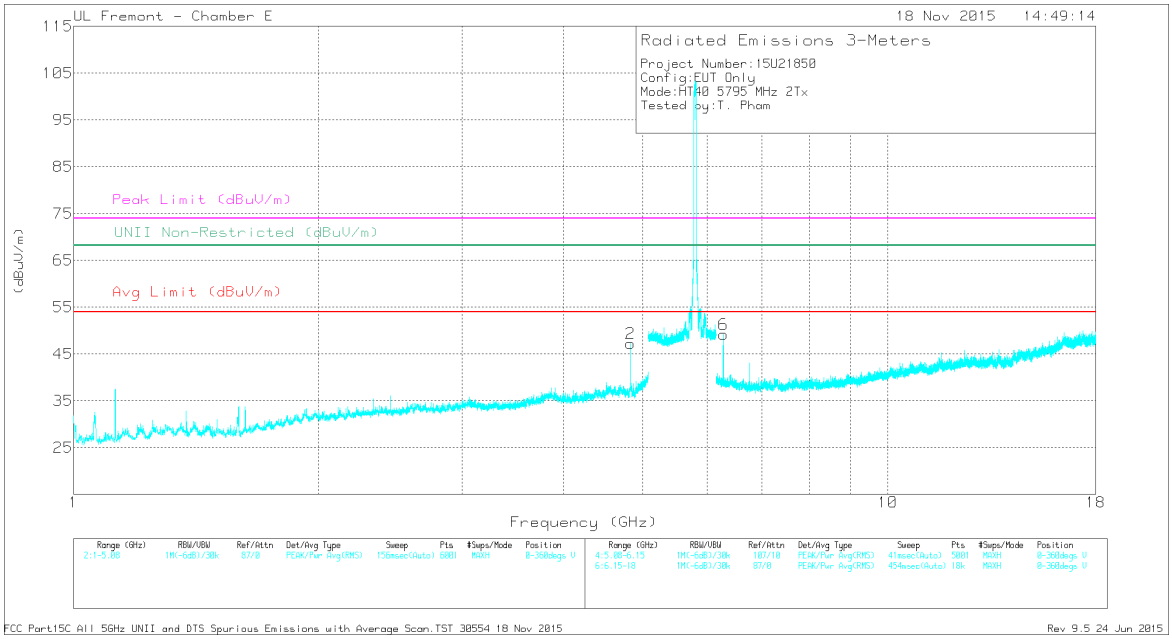

This report shall not be reproduced except in full, without the written approval of UL Verification Services Inc.

DATA

Marker	Frequency (GHz)	Meter Reading (dBuV)	Det	AF T346 (dB/m)	Amp/Cbl/Fltr/Pad (dB)	DC Corr (dB)	Corrected Reading (dBuV/m)	Avg Limit (dBuV/m)	Margin (dB)	Peak Limit (dBuV/m)	PK Margin (dB)	UNII Non-Restricted (dBuV/m)	PK Margin (dB)	Azimuth (Degs)	Height (cm)	Polarity
1	* 4.829	48.41	PK-U	34.1	-28.9		53.61	-	-	74	-20.39	-	-	292	289	H
	* 4.829	42.73	ADR	34.1	-28.9	.12	47.93	54	-6.07	-	-	-	-	292	289	H
2	* 4.829	42.62	PK-U	34.1	-28.9		47.82	-	-	74	-26.18	-	-	226	224	V
	* 4.829	35.08	ADR	34.1	-28.9	.12	40.28	54	-13.72	-	-	-	-	226	224	V
3	5.732	52.8	PK-U	34.7	-20.1		67.4	-	-	-	-	68.2	-.8	314	205	H
4	5.871	49.3	PK-U	34.9	-20.4		63.8	-	-	-	-	68.2	-4.4	310	187	H
5	6.278	46.33	PK-U	35.4	-28.4		53.33	-	-	-	-	68.2	-14.87	266	144	H
6	6.278	44.56	PK-U	35.4	-28.4		51.56	-	-	-	-	68.2	-16.64	105	144	V

* - indicates frequency in CFR15.205/IC7.2.2 Restricted Band

PK-U - U-NII: Maximum Peak

ADR - U-NII AD primary method, RMS average

This report shall not be reproduced except in full, without the written approval of UL Verification Services Inc.

RESTRICTED BANDEDGE CHAIN 0 + 2 (LOW CHANNEL)

LOW CHANNEL HORIZONTAL PLOT

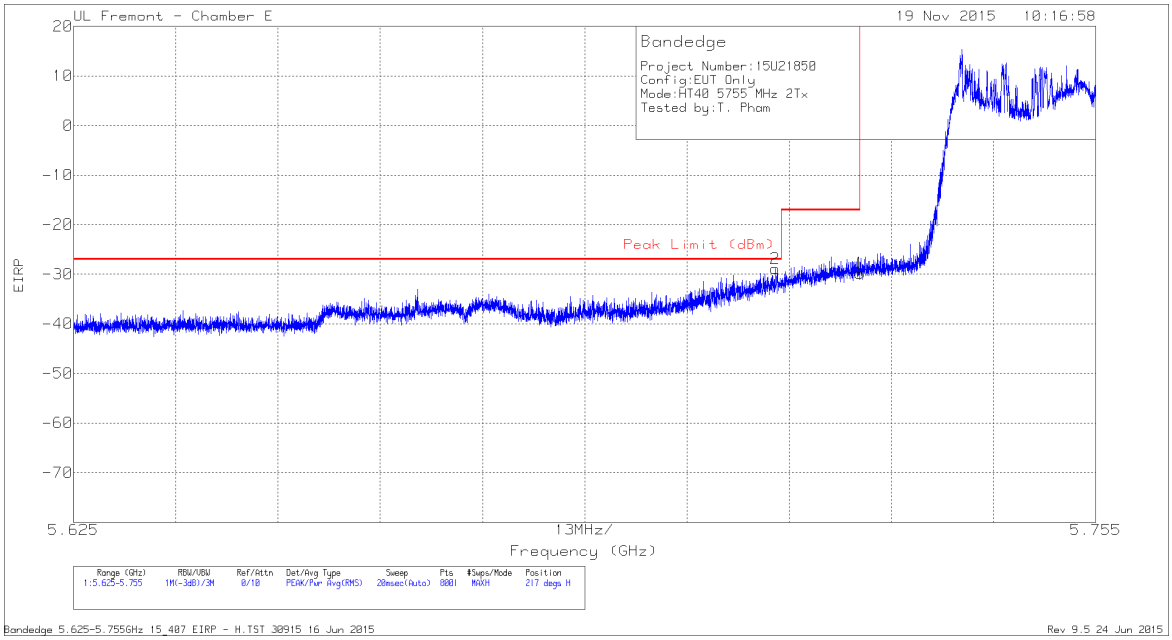

DATA

Marker	Frequency (GHz)	Meter Reading (dBm)	Det	AF T346 (dB/m)	Amp/Cbl/Fltr/Pad (dB)	Conversion Factor (dB)	Corrected Reading EIRP	Peak Limit (dBm)	PK Margin (dB)	Azimuth (Degs)	Height (cm)	Polarity
2	5.714	-55.21	Pk	34.7	-20.1	11.8	-28.81	-27	-1.81	217	238	H
1	5.725	-56.17	Pk	34.7	-20.1	11.8	-29.77	-17	-12.77	217	238	H

Pk - Peak detector

UL VERIFICATION SERVICES INC. FORM NO: CCSUP4701J
47173 BENICIA STREET, FREMONT, CA 94538, USA TEL: (510) 771-1000 FAX: (510) 661-0888
This report shall not be reproduced except in full, without the written approval of UL Verification Services Inc.

LOW CHANNEL VERTICAL PLOT

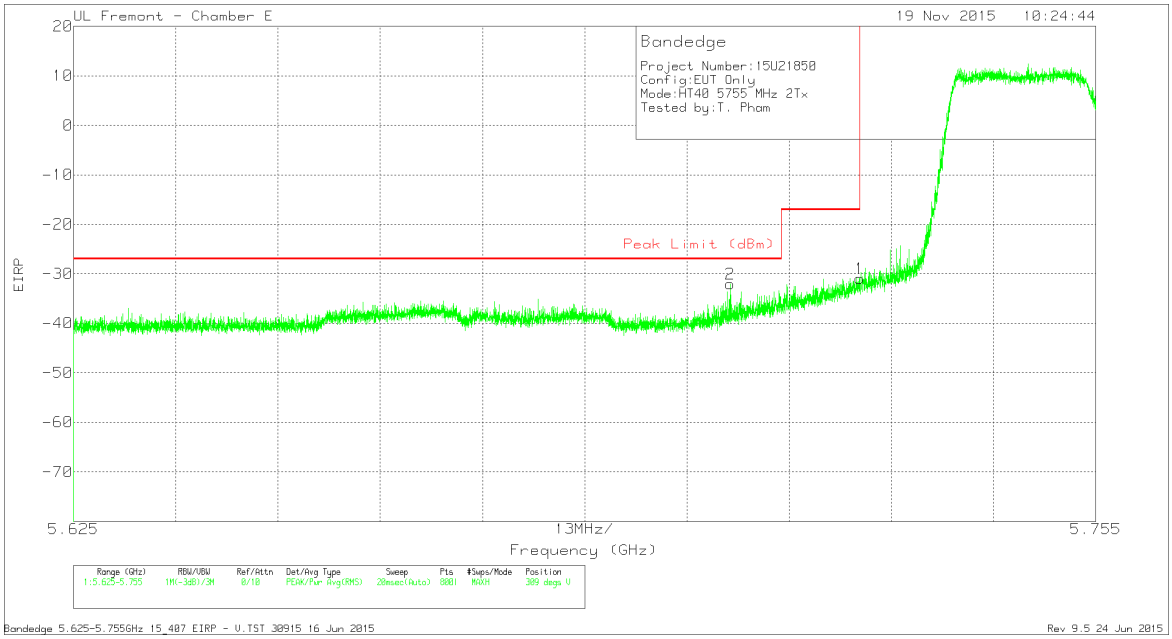

DATA

Marker	Frequency (GHz)	Meter Reading (dBm)	Det	AF T346 (dB/m)	Amp/Cbl/Fltr/Pad (dB)	Conversion Factor (dB)	Corrected Reading EIRP	Peak Limit (dBm)	PK Margin (dB)	Azimuth (Degs)	Height (cm)	Polarity
2	5.709	-58.49	Pk	34.7	-20.1	11.8	-32.09	-27	-5.09	309	253	V
1	5.725	-57.3	Pk	34.7	-20.1	11.8	-30.9	-17	-13.9	309	253	V

Pk - Peak detector

This report shall not be reproduced except in full, without the written approval of UL Verification Services Inc.

RESTRICTED BANDEDGE CHAIN 0 + 2 (HIGH CHANNEL)

HIGH CHANNEL HORIZONTAL PLOT

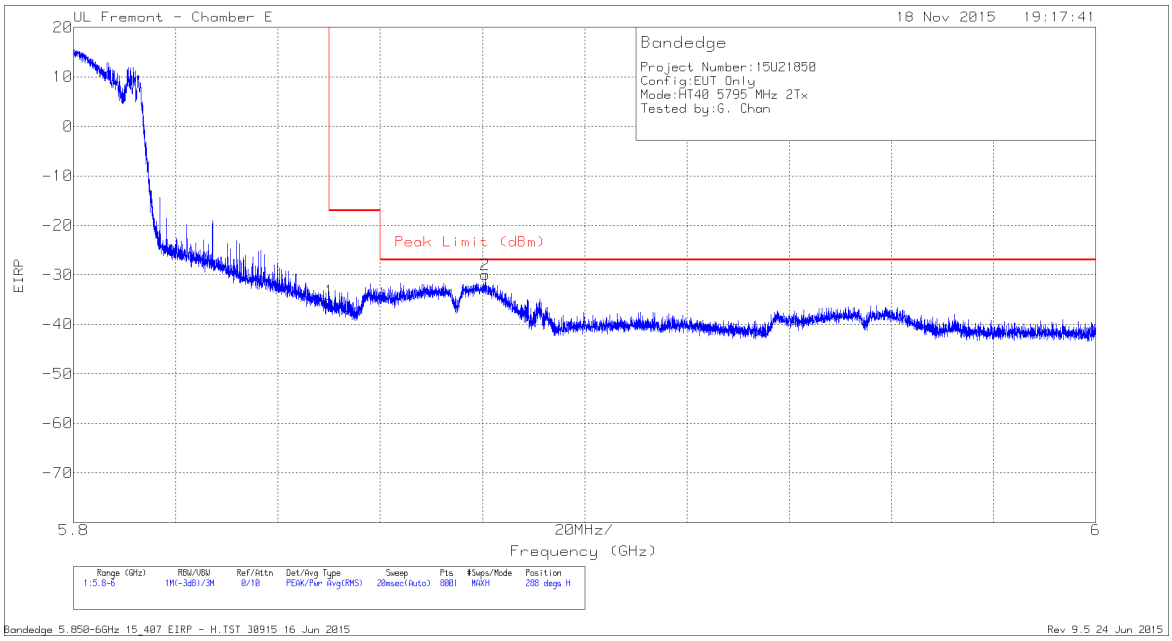

DATA

Marker	Frequency (GHz)	Meter Reading (dBm)	Det	AF T346 (dB/m)	Amp/Cbl/Fltr/Pad (dB)	Conversion Factor (dB)	Corrected Reading EIRP	Peak Limit (dBm)	PK Margin (dB)	Azimuth (Degs)	Height (cm)	Polarity
1	5.85	-61.9	Pk	34.9	-20	11.8	-35.2	-17	-18.2	288	378	H
2	5.881	-56.9	Pk	34.9	-19.8	11.8	-30	-27	-3	288	378	H

Pk - Peak detector

This report shall not be reproduced except in full, without the written approval of UL Verification Services Inc.

HIGH CHANNEL VERTICAL PLOT

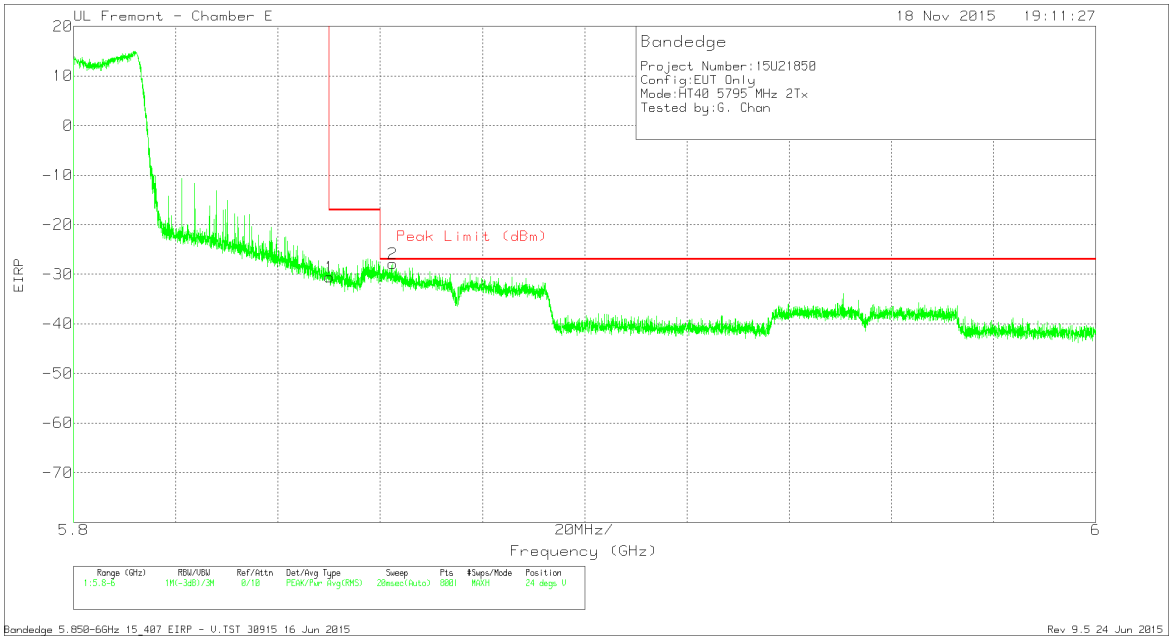

DATA

Marker	Frequency (GHz)	Meter Reading (dBm)	Det	AF T346 (dB/m)	Amp/Cbl/Fltr/Pad (dB)	Conversion Factor (dB)	Corrected Reading EIRP	Peak Limit (dBm)	PK Margin (dB)	Azimuth (Degs)	Height (cm)	Polarity
1	5.85	-57.27	Pk	34.9	-20	11.8	-30.57	-17	-13.57	24	350	V
2	5.862	-54.79	Pk	34.9	-19.8	11.8	-27.89	-27	-.89	24	350	V

Pk - Peak detector

UL VERIFICATION SERVICES INC. FORM NO: CCSUP4701J
47173 BENICIA STREET, FREMONT, CA 94538, USA TEL: (510) 771-1000 FAX: (510) 661-0888
This report shall not be reproduced except in full, without the written approval of UL Verification Services Inc.