LOW CHANNEL HARMONICS AND SPURIOUS EMISSIONS

LOW CHANNEL HORIZONTAL PLOT

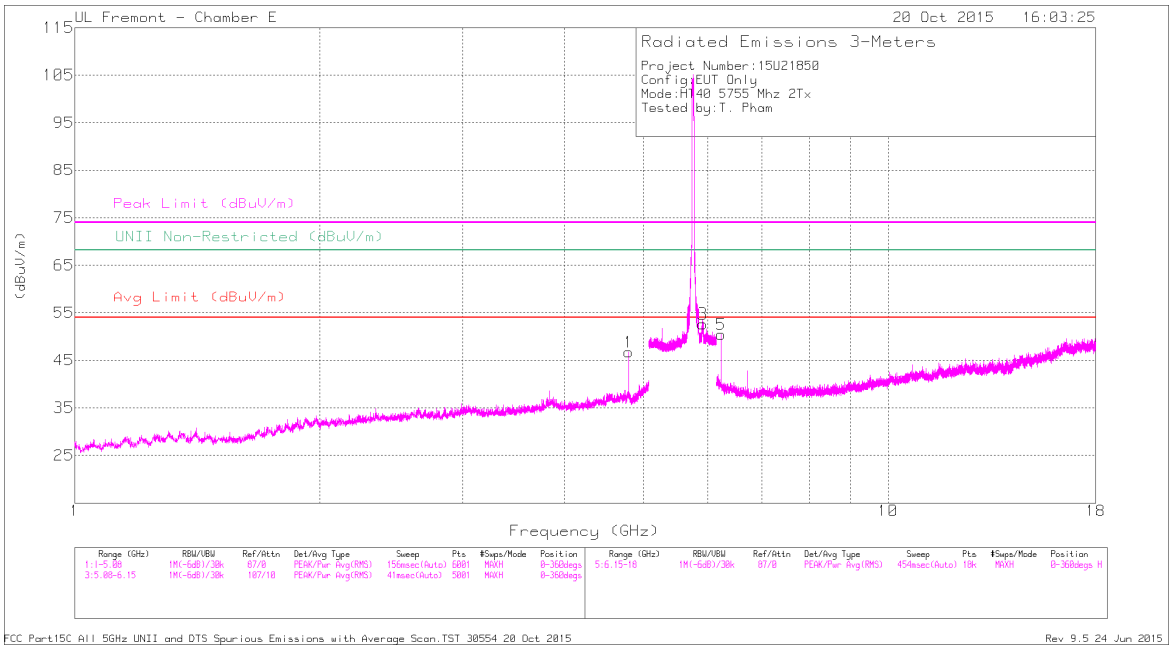

LOW CHANNEL VERTICAL PLOT

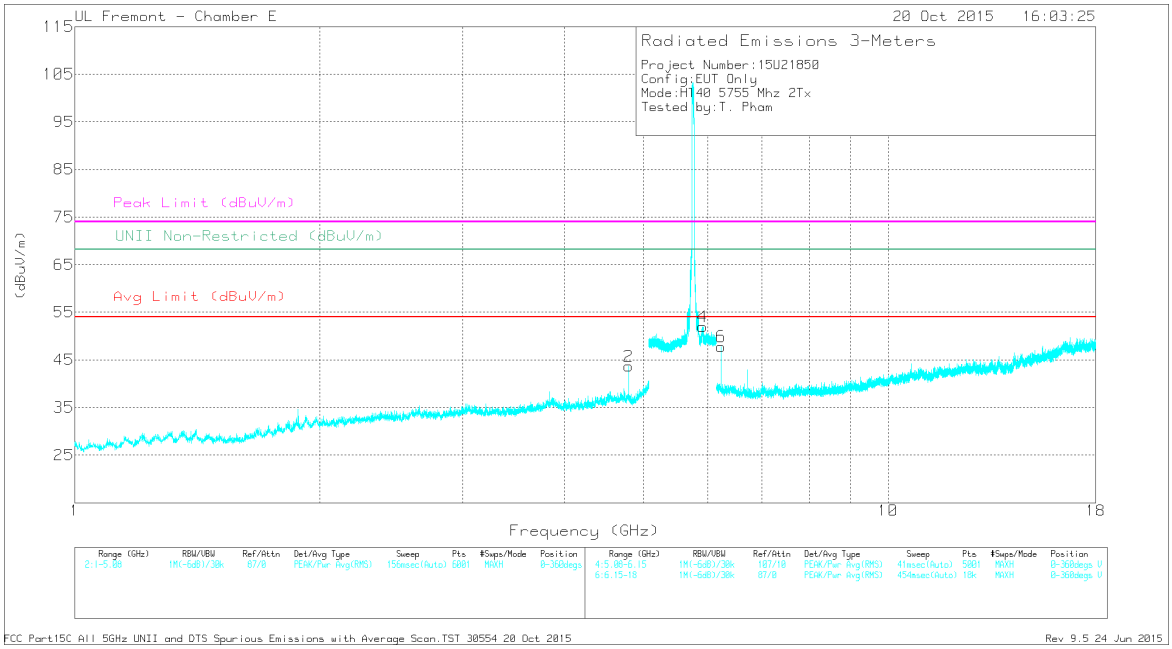

This report shall not be reproduced except in full, without the written approval of UL Verification Services Inc.

DATA

Frequency (GHz)	Meter Reading (dBuV)	Det	AF T346 (dB/m)	Amp/Cbl/Fltr/Pad (dB)	DC Corr (dB)	Corrected Reading (dBuV/m)	Avg Limit (dBuV/m)	Margin (dB)	Peak Limit (dBuV/m)	PK Margin (dB)	UNII Non-Restricted (dBuV/m)	PK Margin (dB)	Azimuth (Degs)	Height (cm)	Polarity
* 4.796	48.1	PK-U	34.1	-29.5		52.7	-	-	74	-21.3	-	-	277	250	H
* 4.796	42.66	ADR	34.1	-29.5	.12	47.26	54	-6.74	-	-	-	-	277	250	H
* 4.796	47.17	PK-U	34.1	-29.5		51.77	-	-	74	-22.23	-	-	5	381	V
* 4.796	41.02	ADR	34.1	-29.5	.12	45.62	54	-8.38	-	-	-	-	5	381	V
5.901	46.14	PK-U	34.9	-20.3		60.74	-	-	-	-	68.2	-7.46	237	200	V
5.912	46.99	PK-U	35	-20.3		61.69	-	-	-	-	68.2	-6.51	221	182	H
6.234	47.47	PK-U	35.4	-28.3		54.57	-	-	-	-	68.2	-13.63	171	116	H
6.235	47.58	PK-U	35.4	-28.3		54.68	-	-	-	-	68.2	-13.52	101	236	V

* - indicates frequency in CFR15.205/IC7.2.2 Restricted Band

PK-U - U-NII: Maximum Peak

ADR - U-NII AD primary method, RMS average

This report shall not be reproduced except in full, without the written approval of UL Verification Services Inc.

HIGH CHANNEL HARMONICS AND SPURIOUS EMISSIONS

HIGH CHANNEL HORIZONTAL PLOT

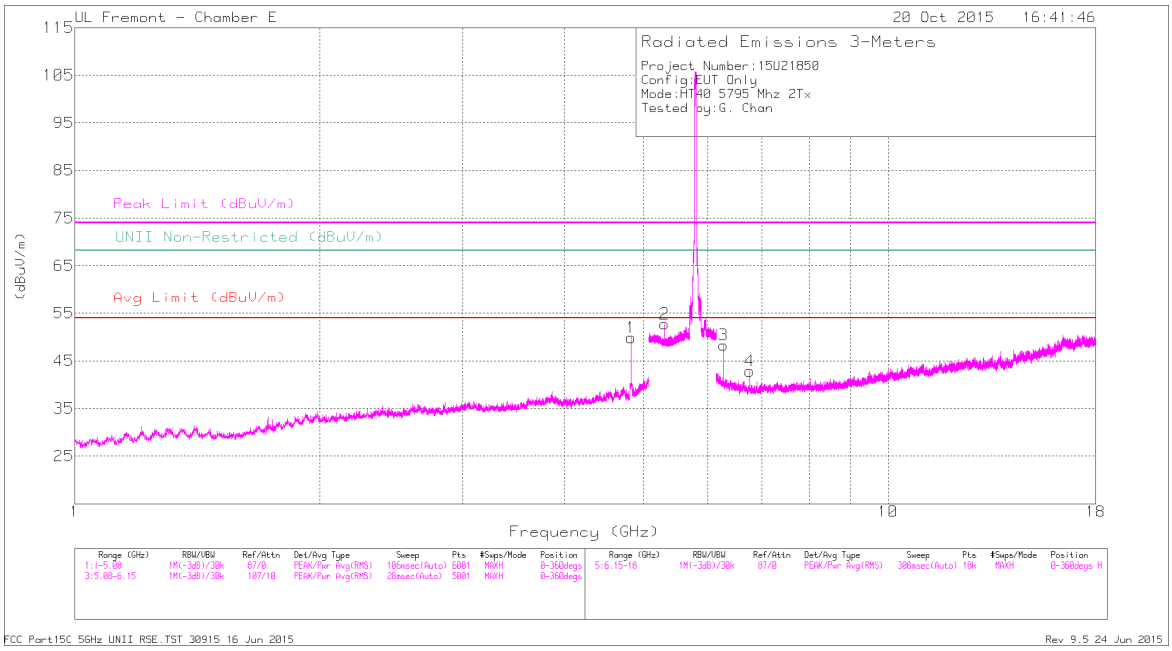

HIGH CHANNEL VERTICAL PLOT

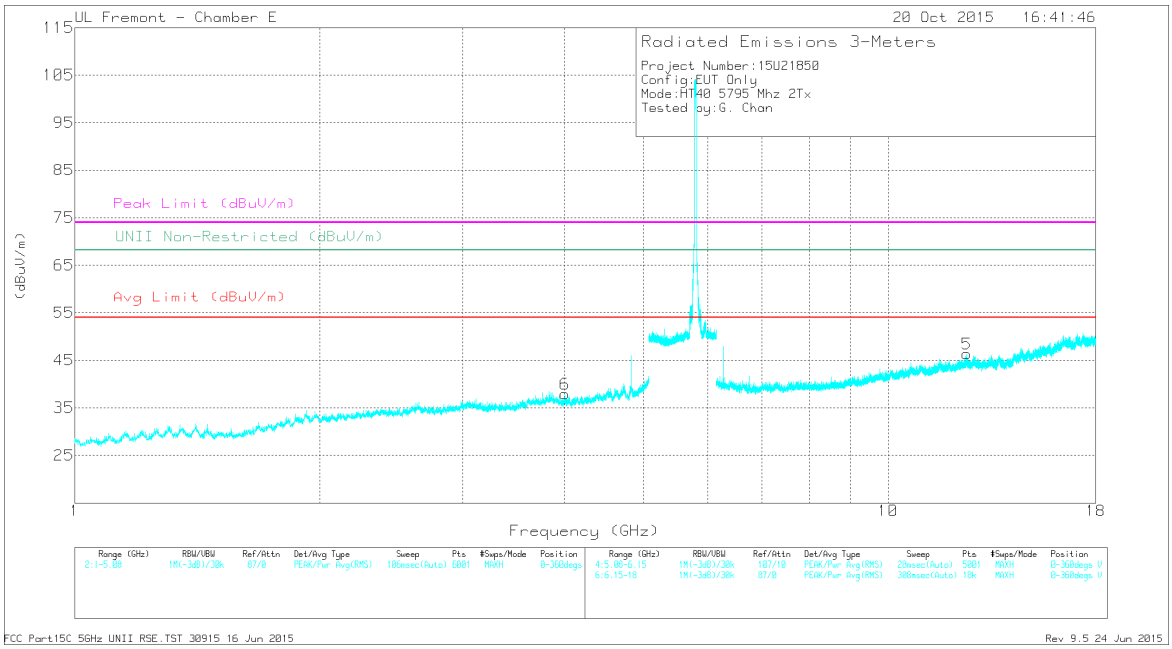

This report shall not be reproduced except in full, without the written approval of UL Verification Services Inc.

DATA

Marker	Frequency (GHz)	Meter Reading (dBuV)	Det	AF T346 (dB/m)	Amp/Cbl/Fltr/Pad (dB)	DC Corr (dB)	Corrected Reading (dBuV/m)	Avg Limit (dBuV/m)	Margin (dB)	Peak Limit (dBuV/m)	PK Margin (dB)	UNII Non-Restricted (dBuV/m)	PK Margin (dB)	Azimuth (Degs)	Height (cm)	Polarity
1	* 4.829	48.67	PK-U	34.1	-28.9		53.87	-	-	74	-20.13	-	-	279	251	H
	* 4.829	43.95	ADR	34.1	-28.9	.12	49.15	54	-4.85	-	-	-	-	279	251	H
6	* 4.007	40.71	PK-U	33.4	-29.9		44.21	-	-	74	-29.79	-	-	321	254	V
	* 4.007	29.16	ADR	33.4	-29.9	.12	32.66	54	-21.34	-	-	-	-	321	254	V
5	* 12.49	36.84	PK-U	39	-23.5		52.34	-	-	74	-21.66	-	-	54	337	V
	* 12.49	25.17	ADR	39	-23.5	.12	40.67	54	-13.33	-	-	-	-	54	337	V
2	5.312	45.27	PK-U	34.5	-20.5		59.27	-	-	-	-	68.2	-8.93	179	208	H
	5.312	36.99	ADR	34.5	-20.5		50.99	-	-	-	-	-	-	179	208	H
3	6.278	45.56	PK-U	35.4	-28.4		52.56	-	-	-	-	68.2	-15.64	173	101	H
	6.278	39.97	ADR	35.4	-28.4		46.97	-	-	-	-	-	-	173	101	H
4	6.761	41.51	PK-U	35.6	-28.3		48.81	-	-	-	-	68.2	-19.39	316	196	H
	6.761	33.8	ADR	35.6	-28.3		41.1	-	-	-	-	-	-	316	196	H

* - indicates frequency in CFR15.205/IC7.2.2 Restricted Band

PK-U - U-NII: Maximum Peak

ADR - U-NII AD primary method, RMS average

This report shall not be reproduced except in full, without the written approval of UL Verification Services Inc.

RESTRICTED BANDEDGE CHAIN 1 + 2 (LOW CHANNEL)

LOW CHANNEL HORIZONTAL PLOT

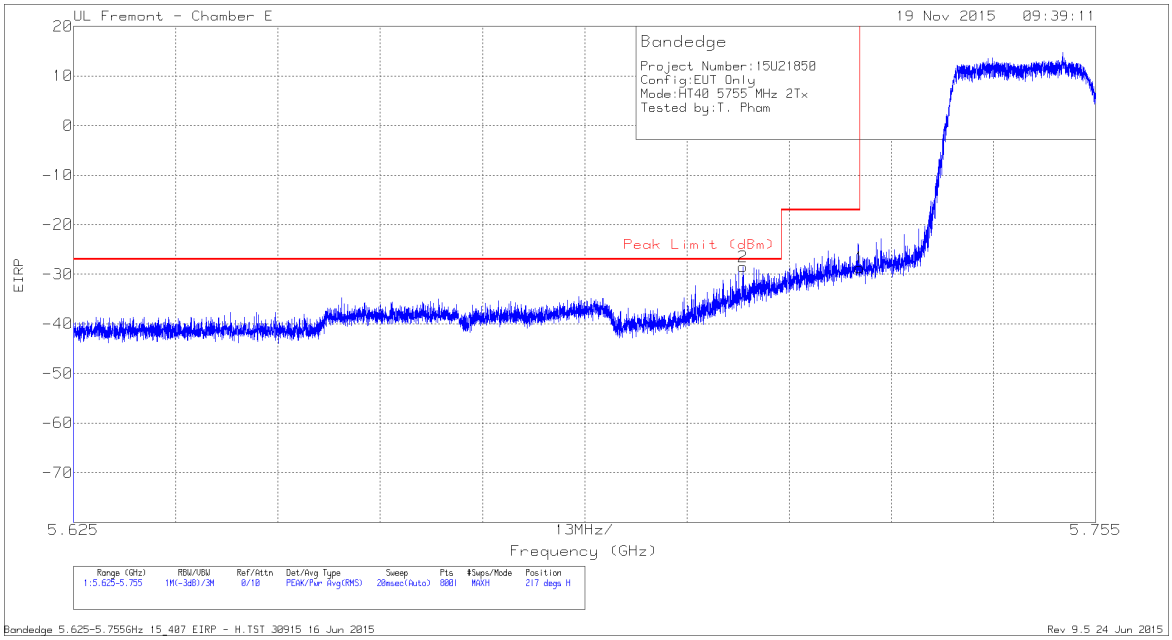

DATA

Marker	Frequency (GHz)	Meter Reading (dBm)	Det	AF T346 (dB/m)	Amp/Cbl/Fltr/Pad (dB)	Conversion Factor (dB)	Corrected Reading EIRP	Peak Limit (dBm)	PK Margin (dB)	Azimuth (Degs)	Height (cm)	Polarity
2	5.71	-54.84	Pk	34.7	-20.1	11.8	-28.44	-27	-1.44	217	139	H
1	5.725	-55.06	Pk	34.7	-20.1	11.8	-28.66	-17	-11.66	217	139	H

Pk - Peak detector

UL VERIFICATION SERVICES INC. FORM NO: CCSUP4701J
47173 BENICIA STREET, FREMONT, CA 94538, USA TEL: (510) 771-1000 FAX: (510) 661-0888
This report shall not be reproduced except in full, without the written approval of UL Verification Services Inc.

LOW CHANNEL VERTICAL PLOT

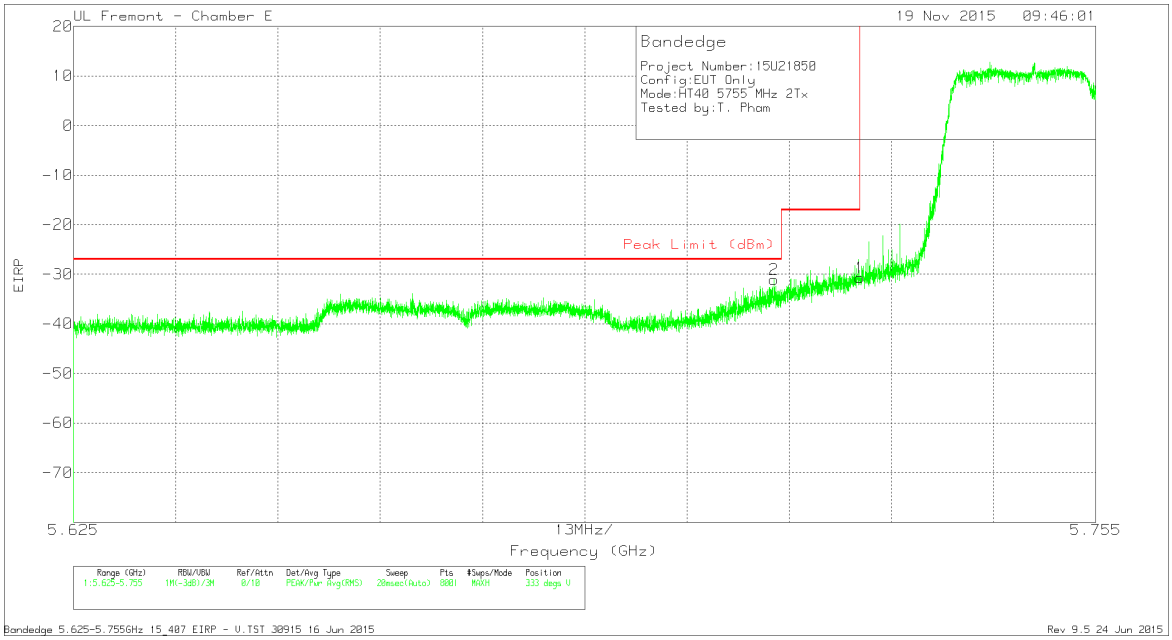

DATA

Marker	Frequency (GHz)	Meter Reading (dBm)	Det	AF T346 (dB/m)	Amp/Cbl/Fltr/Pad (dB)	Conversion Factor (dB)	Corrected Reading EIRP	Peak Limit (dBm)	PK Margin (dB)	Azimuth (Degs)	Height (cm)	Polarity
2	5.714	-57.49	Pk	34.7	-20.1	11.8	-31.09	-27	-4.09	333	171	V
1	5.725	-57.1	Pk	34.7	-20.1	11.8	-30.7	-17	-13.7	333	171	V

Pk - Peak detector

This report shall not be reproduced except in full, without the written approval of UL Verification Services Inc.

RESTRICTED BANDEDGE CHAIN 1 + 2 (HIGH CHANNEL)

HIGH CHANNEL HORIZONTAL PLOT

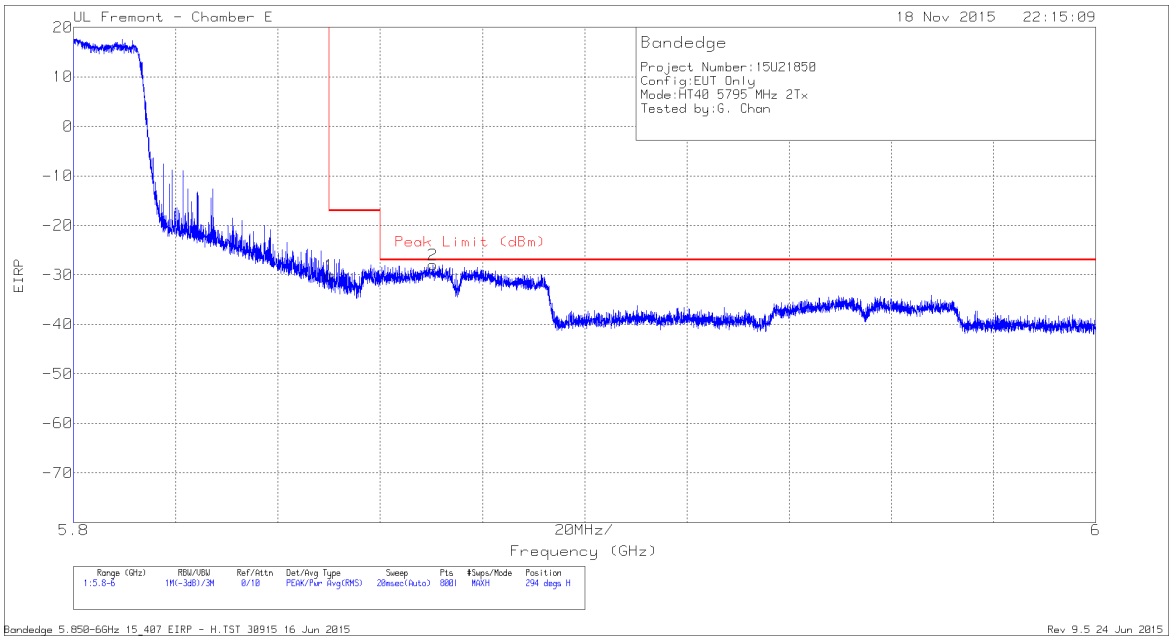

DATA

Marker	Frequency (GHz)	Meter Reading (dBm)	Det	AF T346 (dB/m)	Amp/Cbl/Fltr/Pad (dB)	Conversion Factor (dB)	Corrected Reading EIRP	Peak Limit (dBm)	PK Margin (dB)	Azimuth (Degs)	Height (cm)	Polarity
1	5.85	-56.75	Pk	34.9	-20	11.8	-30.05	-17	-13.05	294	166	H
2	5.87	-54.93	Pk	34.9	-19.7	11.8	-27.93	-27	-.93	294	166	H

Pk - Peak detector

This report shall not be reproduced except in full, without the written approval of UL Verification Services Inc.

HIGH CHANNEL VERTICAL PLOT

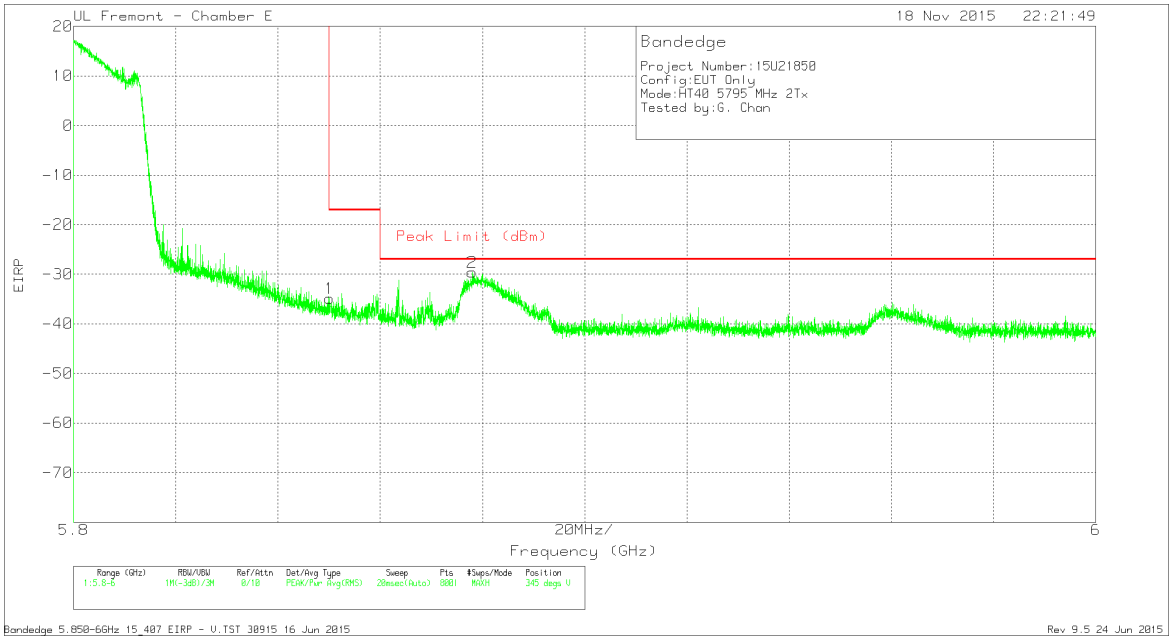

DATA

Marker	Frequency (GHz)	Meter Reading (dBm)	Det	AF T346 (dB/m)	Amp/Cbl/Fltr/Pad (dB)	Conversion Factor (dB)	Corrected Reading EIRP	Peak Limit (dBm)	PK Margin (dB)	Azimuth (Degs)	Height (cm)	Polarity
1	5.85	-61.58	Pk	34.9	-20	11.8	-34.88	-17	-17.88	345	166	V
2	5.878	-56.48	Pk	34.9	-19.8	11.8	-29.58	-27	-2.58	345	166	V

Pk - Peak detector

This report shall not be reproduced except in full, without the written approval of UL Verification Services Inc.

LOW CHANNEL HARMONICS AND SPURIOUS EMISSIONS

LOW CHANNEL HORIZONTAL PLOT

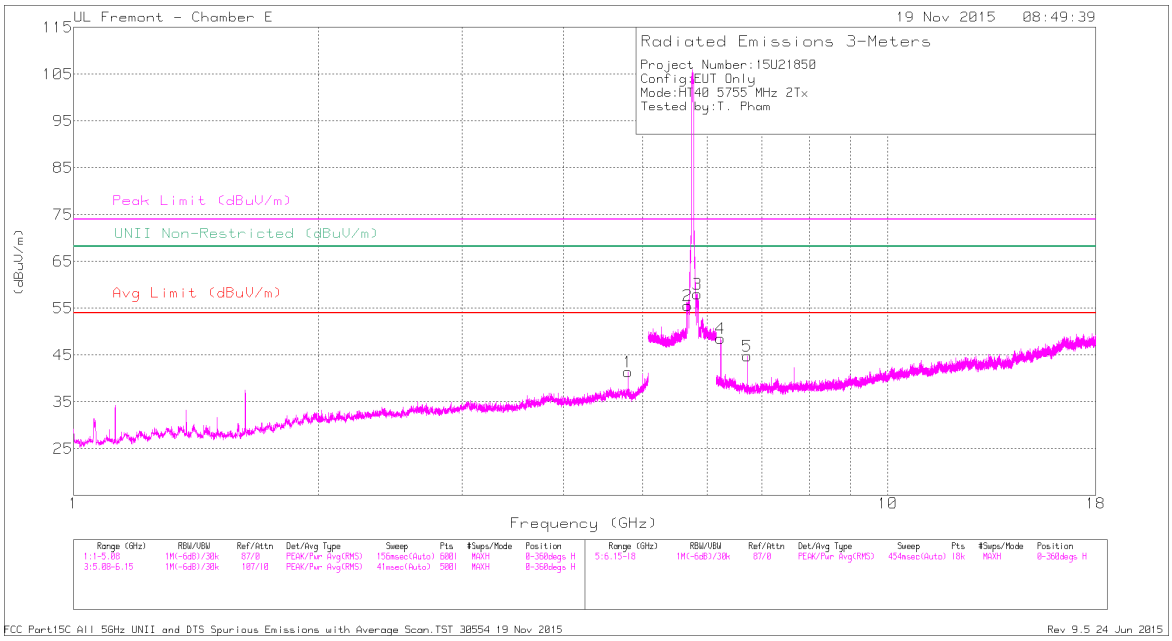

LOW CHANNEL VERTICAL PLOT

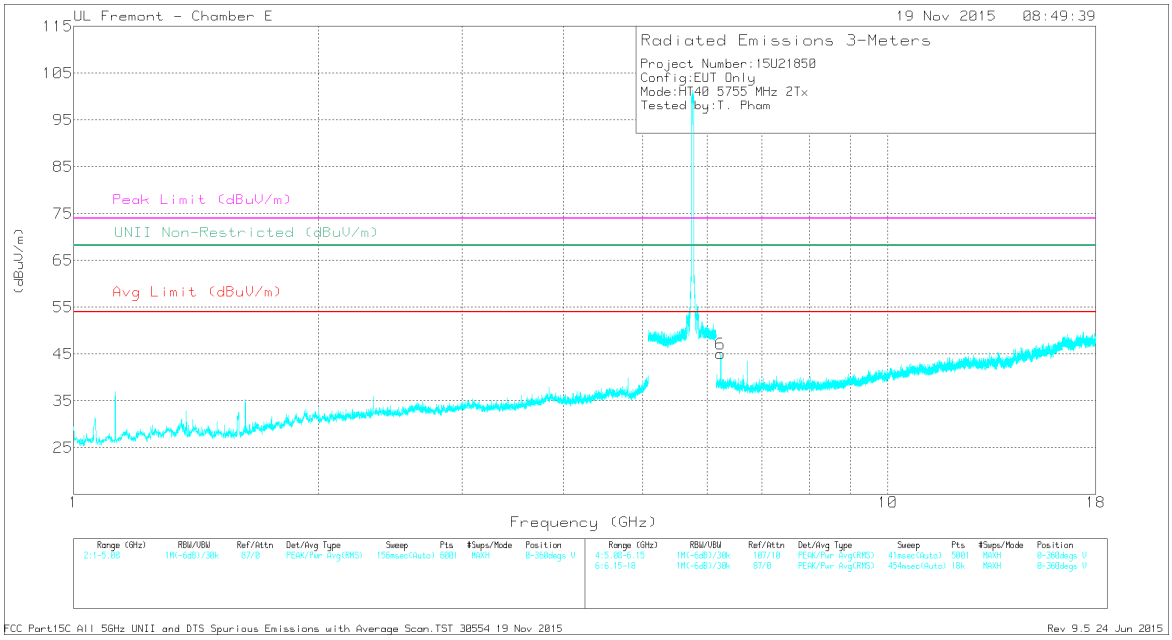

This report shall not be reproduced except in full, without the written approval of UL Verification Services Inc.

DATA

Frequency (GHz)	Meter Reading (dBuV)	Det	AF T346 (dB/m)	Amp/Cbl/Fltr/Pad (dB)	DC Corr (dB)	Corrected Reading (dBuV/m)	Avg Limit (dBuV/m)	Margin (dB)	Peak Limit (dBuV/m)	PK Margin (dB)	UNII Non-Restricted (dBuV/m)	PK Margin (dB)	Azimuth (Degs)	Height (cm)	Polarity
* 4.796	45.04	PK-U	34.1	-29.5		49.64	-	-	74	-24.36	-	-	301	371	H
* 4.796	37.42	ADR	34.1	-29.5	.12	42.02	54	-11.98	-	-	-	-	301	371	H
5.689	52.1	PK-U	34.6	-20.2		66.5	-	-	-	-	68.2	-1.7	310	261	H
5.839	52.04	PK-U	34.9	-20.3		66.64	-	-	-	-	68.2	-1.56	297	205	H
6.235	45.16	PK-U	35.4	-28.3		52.26	-	-	-	-	68.2	-15.94	289	151	H
6.714	43.04	PK-U	35.6	-28.4		50.24	-	-	-	-	68.2	-17.96	295	157	H

* - indicates frequency in CFR15.205/IC7.2.2 Restricted Band

PK-U - U-NII: Maximum Peak

ADR - U-NII AD primary method, RMS average

This report shall not be reproduced except in full, without the written approval of UL Verification Services Inc.

HIGH CHANNEL HARMONICS AND SPURIOUS EMISSIONS

HIGH CHANNEL HORIZONTAL PLOT

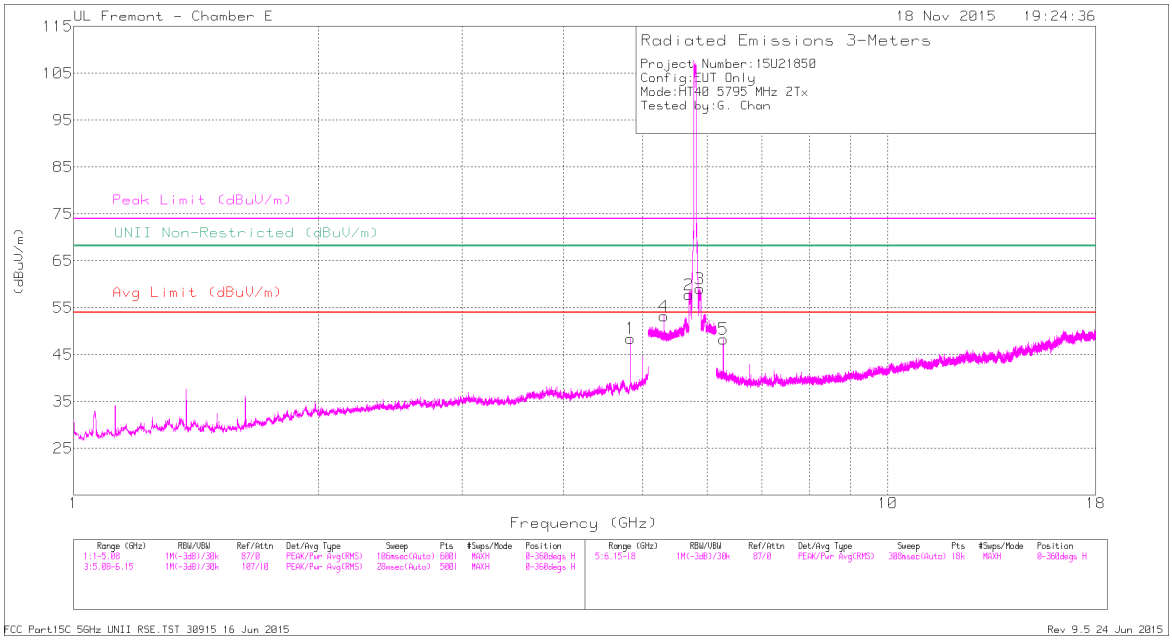

HIGH CHANNEL VERTICAL PLOT

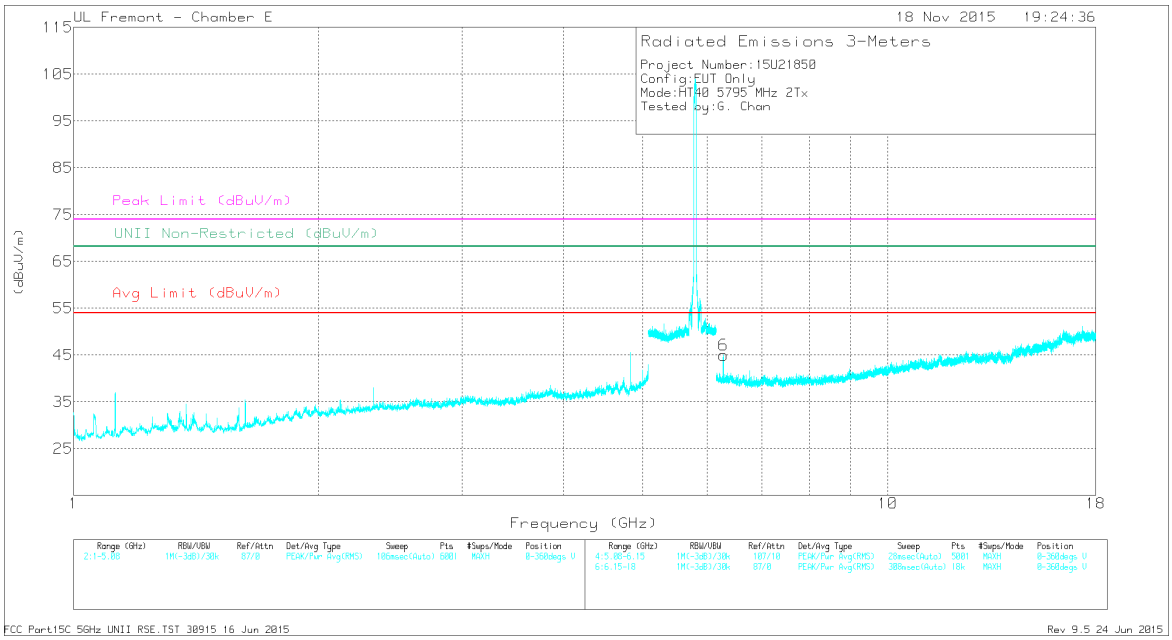

This report shall not be reproduced except in full, without the written approval of UL Verification Services Inc.

DATA

Marker	Frequency (GHz)	Meter Reading (dBuV)	Det	AF T346 (dB/m)	Amp/Cbl/Fltr/Pad (dB)	DC Corr (dB)	Corrected Reading (dBuV/m)	Avg Limit (dBuV/m)	Margin (dB)	Peak Limit (dBuV/m)	PK Margin (dB)	UNII Non-Restricted (dBuV/m)	PK Margin (dB)	Azimuth (Degs)	Height (cm)	Polarity
1	* 4.829	47	PK-U	34.1	-28.9		52.2	-	-	74	-21.8	-	-	292	271	H
	* 4.829	42.75	ADR	34.1	-28.9	.12	47.95	54	-6.05	-	-	-	-	292	271	H
4	5.312	45.78	PK-U	34.5	-20.5		59.78	-	-	-	-	68.2	-8.42	319	229	H
1	5.698	51.8	PK-U	34.7	-20.1		66.4	-	-	-	-	68.2	-1.8	268	117	H
3	5.872	52.29	PK-U	34.9	-20.4		66.79	-	-	-	-	68.2	-1.41	303	214	H
5	6.278	46.96	PK-U	35.4	-28.4		53.96	-	-	-	-	68.2	-14.24	276	263	H
6	6.278	44.08	PK-U	35.4	-28.4		51.08	-	-	-	-	68.2	-17.12	339	160	V

* - indicates frequency in CFR15.205/IC7.2.2 Restricted Band

PK-U - U-NII: Maximum Peak

ADR - U-NII AD primary method, RMS average

UL VERIFICATION SERVICES INC. FORM NO: CCSUP4701J
47173 BENICIA STREET, FREMONT, CA 94538, USA TEL: (510) 771-1000 FAX: (510) 661-0888
This report shall not be reproduced except in full, without the written approval of UL Verification Services Inc.

9.11. 802.11n HT40 3TX CDD MODE IN THE 5.8 GHz BAND

RESTRICTED BANDEDGE (LOW CHANNEL)

LOW CHANNEL HORIZONTAL PLOT

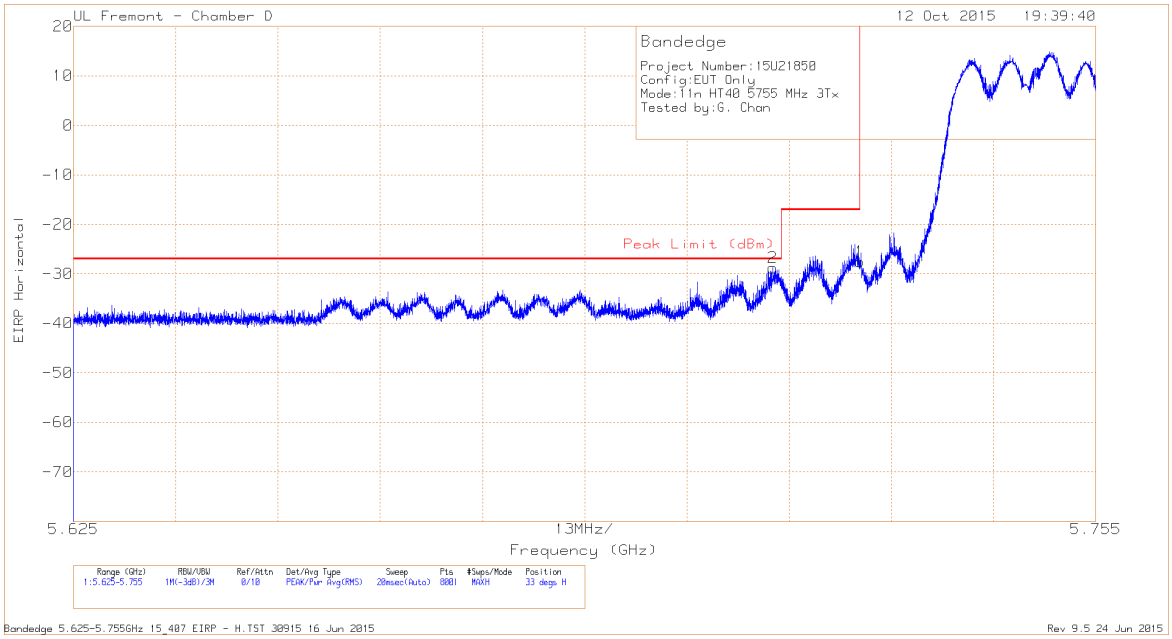

DATA

Marker	Frequency (GHz)	Meter Reading (dBm)	Det	AF T344 (dB/m)	Amp/Cbl/Fltr/Pad (dB)	Conversion Factor (dB)	Corrected Reading EIRP	Peak Limit (dBm)	PK Margin (dB)	Azimuth (Degs)	Height (cm)	Polarity
2	5.714	-57.68	Pk	34.6	-17.5	11.8	-28.78	-27	-1.78	33	190	H
1	5.725	-56.25	Pk	34.6	-17.6	11.8	-27.45	-17	-10.45	33	190	H

Pk - Peak detector

This report shall not be reproduced except in full, without the written approval of UL Verification Services Inc.

LOW CHANNEL VERTICAL PLOT

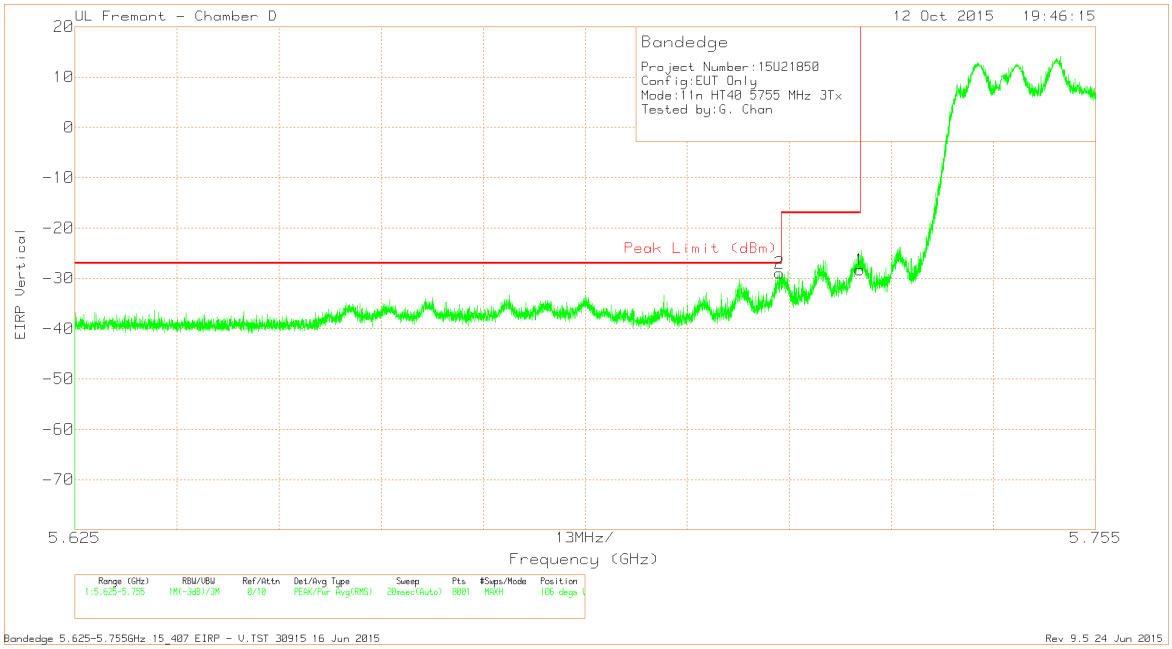

DATA

Marker	Frequency (GHz)	Meter Reading (dBm)	Det	AF T344 (dB/m)	Amp/Cbl/Fltr/Pad (dB)	Conversion Factor (dB)	Corrected Reading EIRP	Peak Limit (dBm)	PK Margin (dB)	Azimuth (Degs)	Height (cm)	Polarity
2	5.715	-57.82	Pk	34.6	-17.5	11.8	-28.92	-27	-1.92	106	230	V
1	5.725	-57.08	Pk	34.6	-17.6	11.8	-28.28	-17	-11.28	106	230	V

Pk - Peak detector

UL VERIFICATION SERVICES INC. FORM NO: CCSUP4701J
47173 BENICIA STREET, FREMONT, CA 94538, USA TEL: (510) 771-1000 FAX: (510) 661-0888
This report shall not be reproduced except in full, without the written approval of UL Verification Services Inc.

RESTRICTED BANDEDGE (HIGH CHANNEL)

HIGH CHANNEL HORIZONTAL PLOT

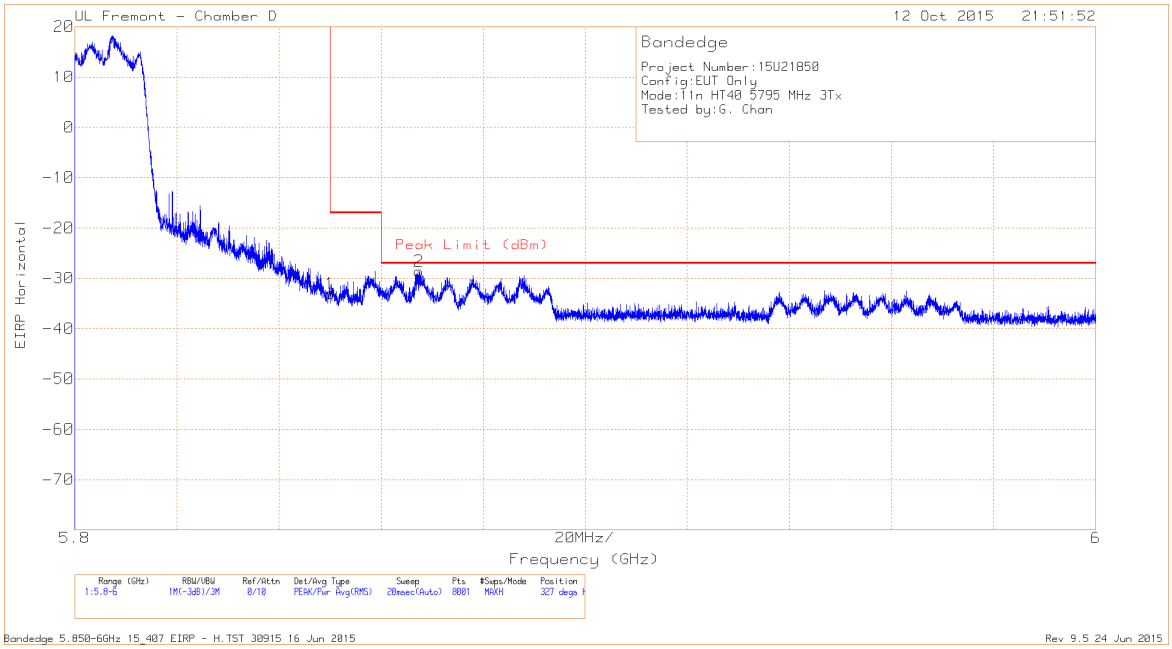

DATA

Marker	Frequency (GHz)	Meter Reading (dBm)	Det	AF T344 (dB/m)	Amp/Cbl/Filtr/Pad (dB)	Conversion Factor (dB)	Corrected Reading EIRP	Peak Limit (dBm)	PK Margin (dB)	Azimuth (Degs)	Height (cm)	Polarity
1	5.85	-62.05	Pk	34.9	-17.7	11.8	-33.05	-17	-16.05	327	132	H
2	5.867	-57.79	Pk	35	-17.6	11.8	-28.59	-27	-1.59	327	132	H

Pk - Peak detector

This report shall not be reproduced except in full, without the written approval of UL Verification Services Inc.

HIGH CHANNEL VERTICAL PLOT

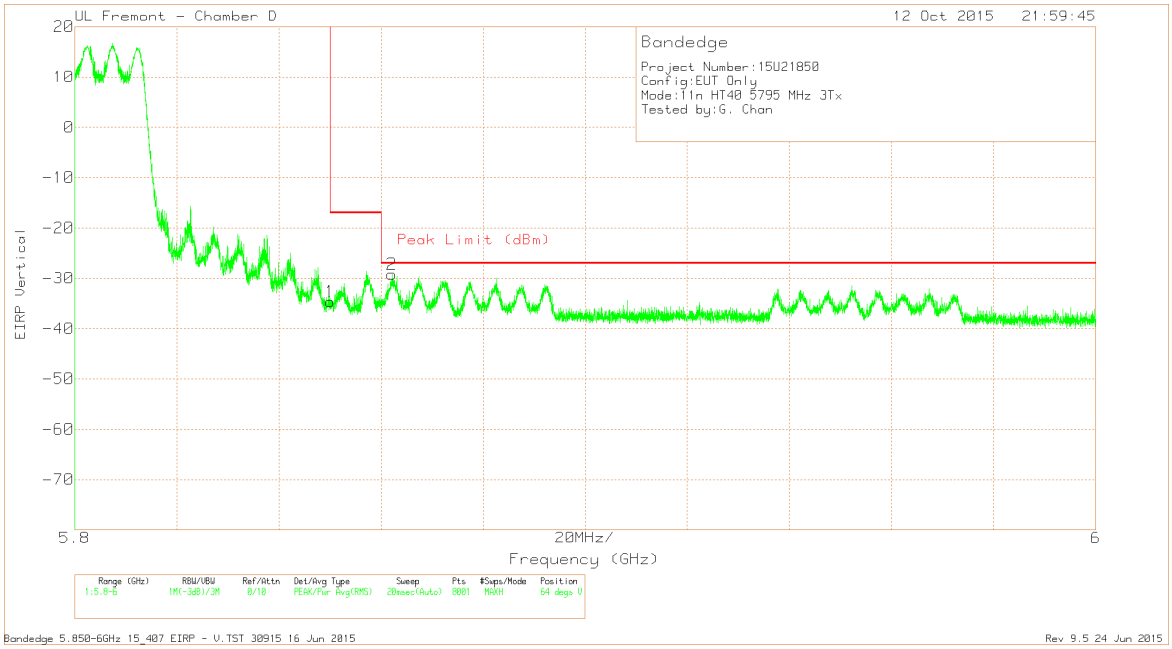

DATA

Marker	Frequency (GHz)	Meter Reading (dBm)	Det	AF T344 (dB/m)	Amp/Cbl/Filtr/Pad (dB)	Conversion Factor (dB)	Corrected Reading EIRP	Peak Limit (dBm)	PK Margin (dB)	Azimuth (Degs)	Height (cm)	Polarity
1	5.85	-63.6	Pk	34.9	-17.7	11.8	-34.6	-17	-17.6	64	162	V
2	5.862	-58.39	Pk	35	-17.6	11.8	-29.19	-27	-2.19	64	162	V

Pk - Peak detector

This report shall not be reproduced except in full, without the written approval of UL Verification Services Inc.

LOW CHANNEL HARMONICS AND SPURIOUS EMISSIONS

LOW CHANNEL HORIZONTAL PLOT

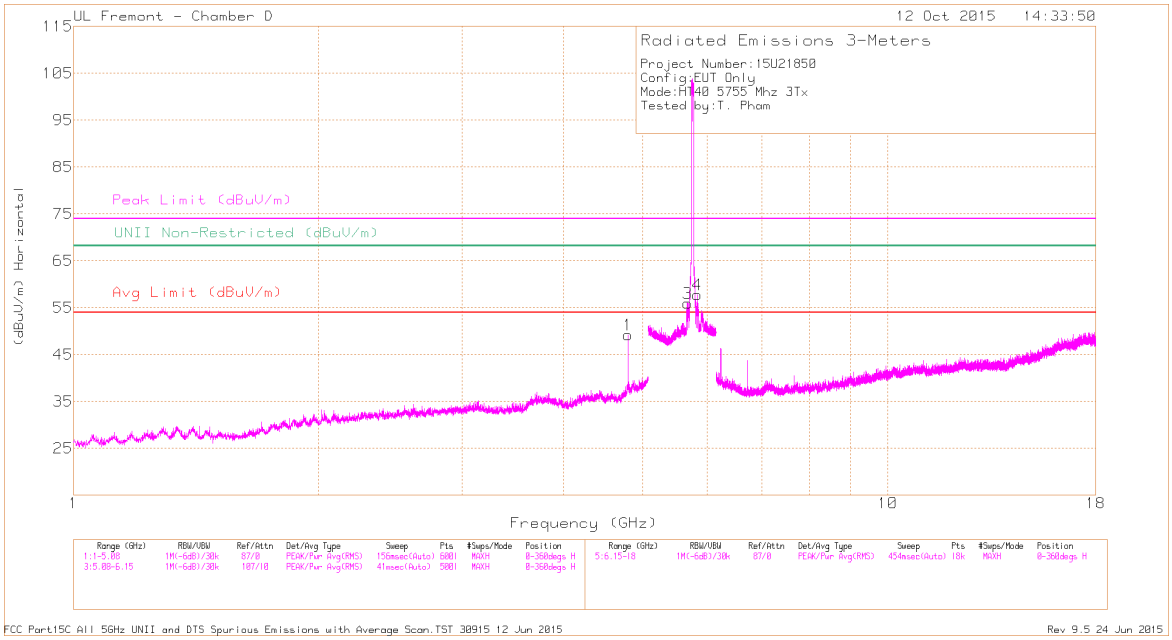

LOW CHANNEL VERTICAL PLOT

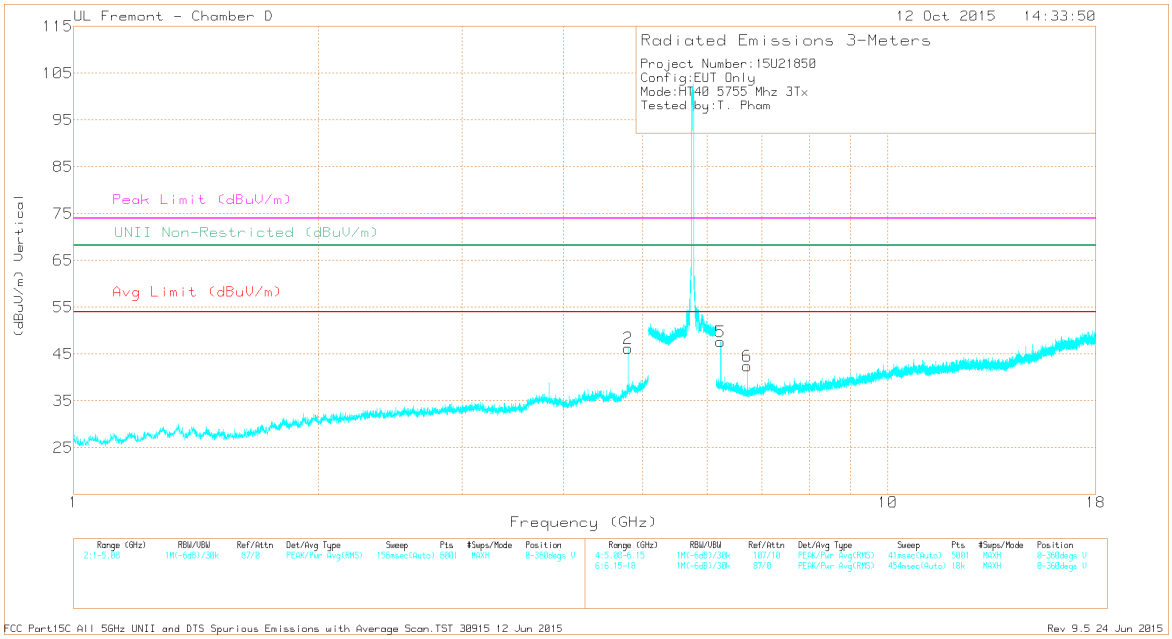

This report shall not be reproduced except in full, without the written approval of UL Verification Services Inc.

DATA

Markers	Frequency (GHz)	Meter Reading (dBuV)	Det	AF T344 (dB/m)	Amp/Cbl/Fltr/Pad (dB)	Corrected Reading (dBuV/m)	Avg Limit (dBuV/m)	Margin (dB)	Peak Limit (dBuV/m)	PK Margin (dB)	UNII Non-Restricted (dBuV/m)	PK Margin (dB)	Azimuth (Degs)	Height (cm)	Polarity
1	* 4.796	46.93	PK-U	34.1	-27.7	53.33	-	-	74	-20.67	-	-	13	295	H
	* 4.796	42.93	ADR	34.1	-27.7	49.33	54	-4.67	-	-	-	-	13	295	H
2	* 4.796	44.09	PK-U	34.1	-27.7	50.49	-	-	74	-23.51	-	-	88	149	V
	* 4.796	38.26	ADR	34.1	-27.7	44.66	54	-9.34	-	-	-	-	88	149	V
3	5.693	47.38	PK-U	34.5	-17.3	64.58	-	-	-	-	68.2	-3.62	72	107	H
4	5.837	47.68	PK-U	34.9	-17.7	64.88	-	-	-	-	68.2	-3.32	39	208	H
5	6.235	44.13	PK-U	35.4	-26.7	52.83	-	-	-	-	68.2	-15.37	324	264	V
6	6.714	40.2	PK-U	35.5	-26.6	49.1	-	-	-	-	68.2	-19.1	88	105	V

* - indicates frequency in CFR15.205/IC7.2.2 Restricted Band

PK-U - U-NII: Maximum Peak

ADR - U-NII AD primary method, RMS average

UL VERIFICATION SERVICES INC. FORM NO: CCSUP4701J
47173 BENICIA STREET, FREMONT, CA 94538, USA TEL: (510) 771-1000 FAX: (510) 661-0888
This report shall not be reproduced except in full, without the written approval of UL Verification Services Inc.

HIGH CHANNEL HARMONICS AND SPURIOUS EMISSIONS

HIGH CHANNEL HORIZONTAL PLOT

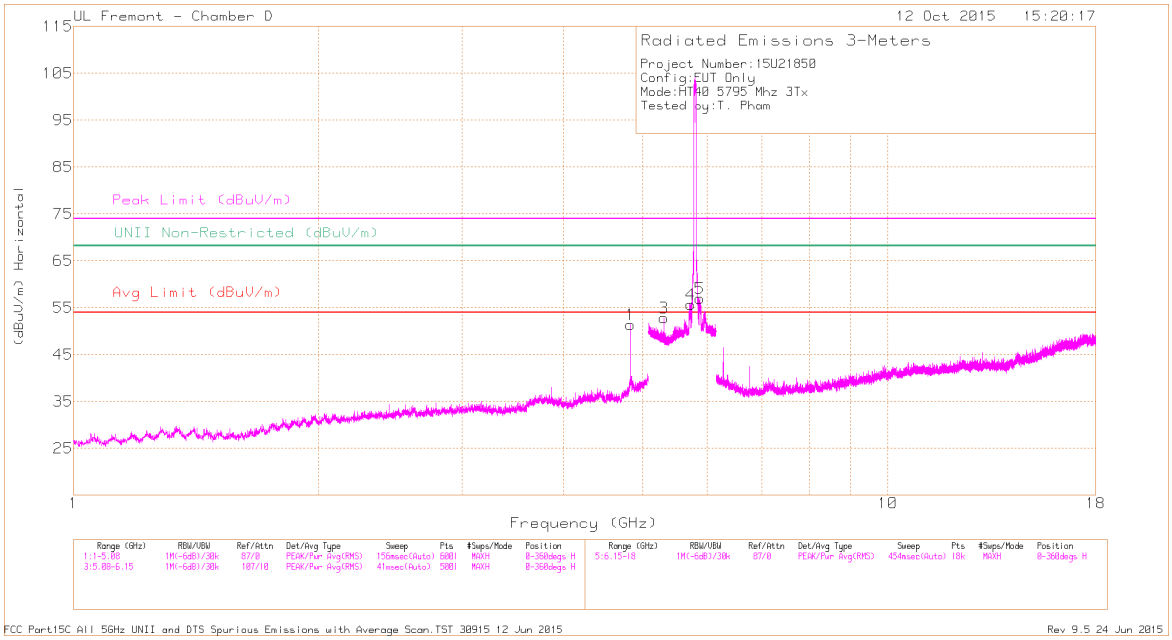

HIGH CHANNEL VERTICAL PLOT

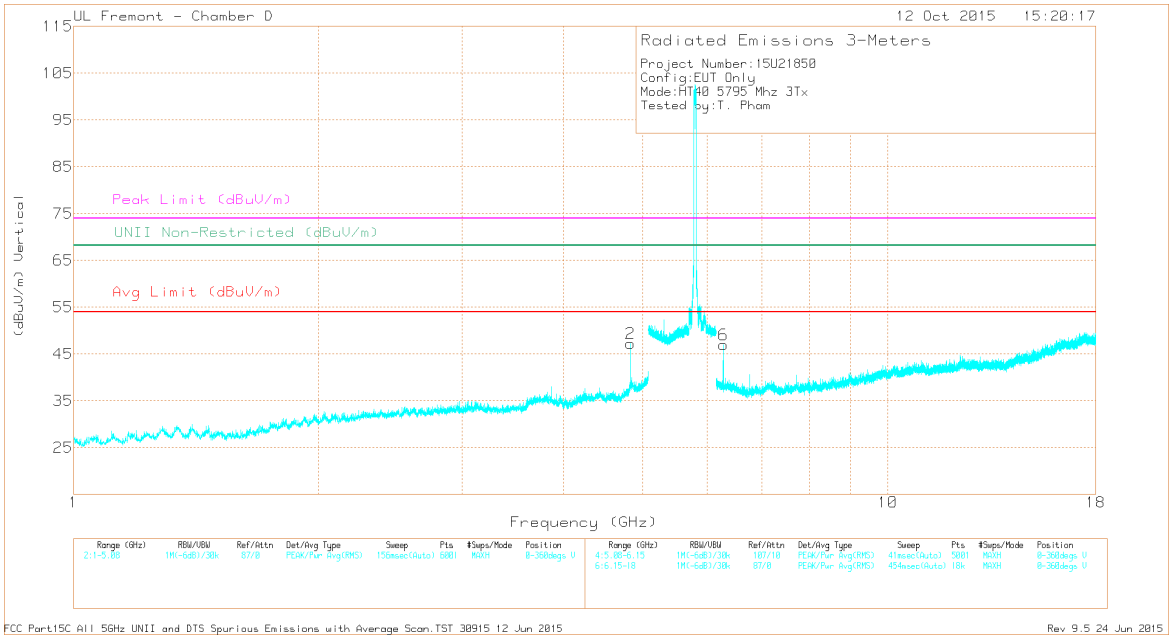

This report shall not be reproduced except in full, without the written approval of UL Verification Services Inc.

DATA

Markers	Frequency (GHz)	Meter Reading (dBuV)	Det	AF T344 (dB/m)	Amp/Cbl/Fltr/Pad (dB)	Corrected Reading (dBuV/m)	Avg Limit (dBuV/m)	Margin (dB)	Peak Limit (dBuV/m)	PK Margin (dB)	UNII Non-Restricted (dBuV/m)	PK Margin (dB)	Azimuth (Degs)	Height (cm)	Polarity
1	* 4.829	47.96	PK-U	34.1	-26.8	55.26	-	-	74	-18.74	-	-	13	293	H
	* 4.829	43.65	ADR	34.1	-26.8	50.95	54	-3.05	-	-	-	-	13	293	H
2	* 4.829	44.25	PK-U	34.1	-26.8	51.55	-	-	74	-22.45	-	-	91	171	V
	* 4.829	38.84	ADR	34.1	-26.8	46.14	54	-7.86	-	-	-	-	91	171	V
3	5.312	43.42	PK-U	34.3	-18.2	59.52	-	-	-	-	68.2	-8.68	4	271	H
4	5.743	48.44	PK-U	34.6	-17.6	65.44	-	-	-	-	68.2	-2.76	74	131	H
5	5.863	48.38	PK-U	35	-17.6	65.78	-	-	-	-	68.2	-2.42	74	131	H
6	6.278	43.62	PK-U	35.4	-26.3	52.72	-	-	-	-	68.2	-15.48	326	275	V

* - indicates frequency in CFR15.205/IC7.2.2 Restricted Band

PK-U - U-NII: Maximum Peak

ADR - U-NII AD primary method, RMS average

This report shall not be reproduced except in full, without the written approval of UL Verification Services Inc.

9.12. 802.11n HT40 3TX BF MODE IN THE 5.8 GHz BAND

RESTRICTED BANDEDGE (LOW CHANNEL)

LOW CHANNEL HORIZONTAL PLOT

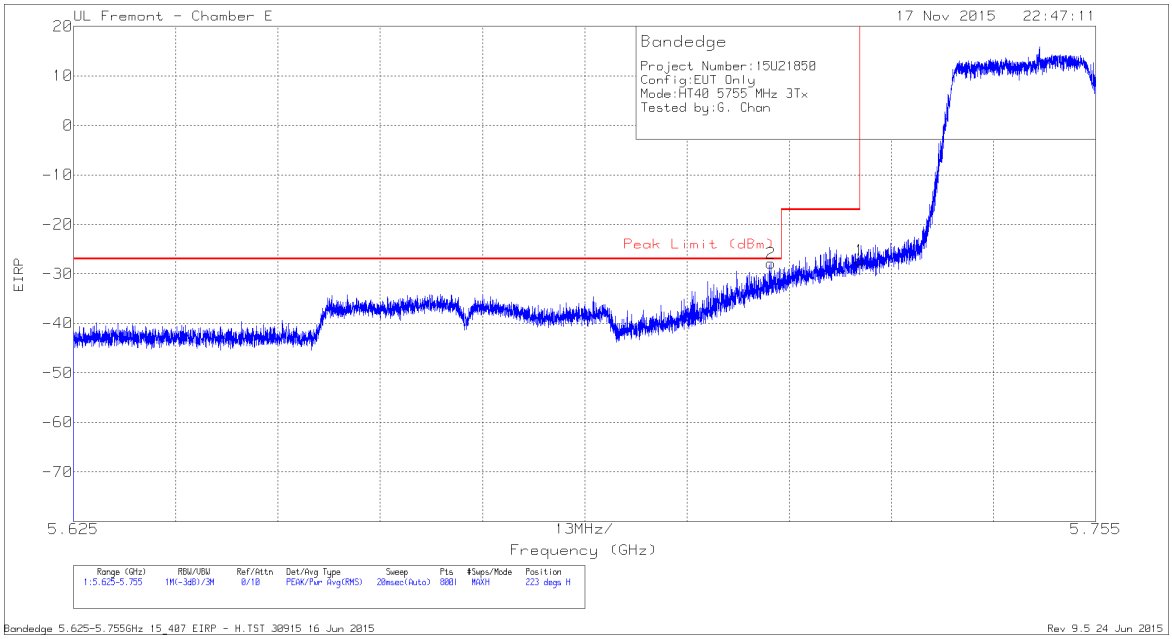

DATA

Marker	Frequency (GHz)	Meter Reading (dBm)	Det	AF T346 (dB/m)	Amp/Cbl/Fltr/Pad (dB)	Conversion Factor (dB)	Corrected Reading EIRP	Peak Limit (dBm)	PK Margin (dB)	Azimuth (Degs)	Height (cm)	Polarity
2	5.714	-54.61	Pk	34.7	-19.8	11.8	-27.91	-27	-.91	223	131	H
1	5.725	-53.97	Pk	34.7	-19.8	11.8	-27.27	-17	-10.27	223	131	H

Pk - Peak detector

UL VERIFICATION SERVICES INC. FORM NO: CCSUP4701J
47173 BENICIA STREET, FREMONT, CA 94538, USA TEL: (510) 771-1000 FAX: (510) 661-0888
This report shall not be reproduced except in full, without the written approval of UL Verification Services Inc.

LOW CHANNEL VERTICAL PLOT

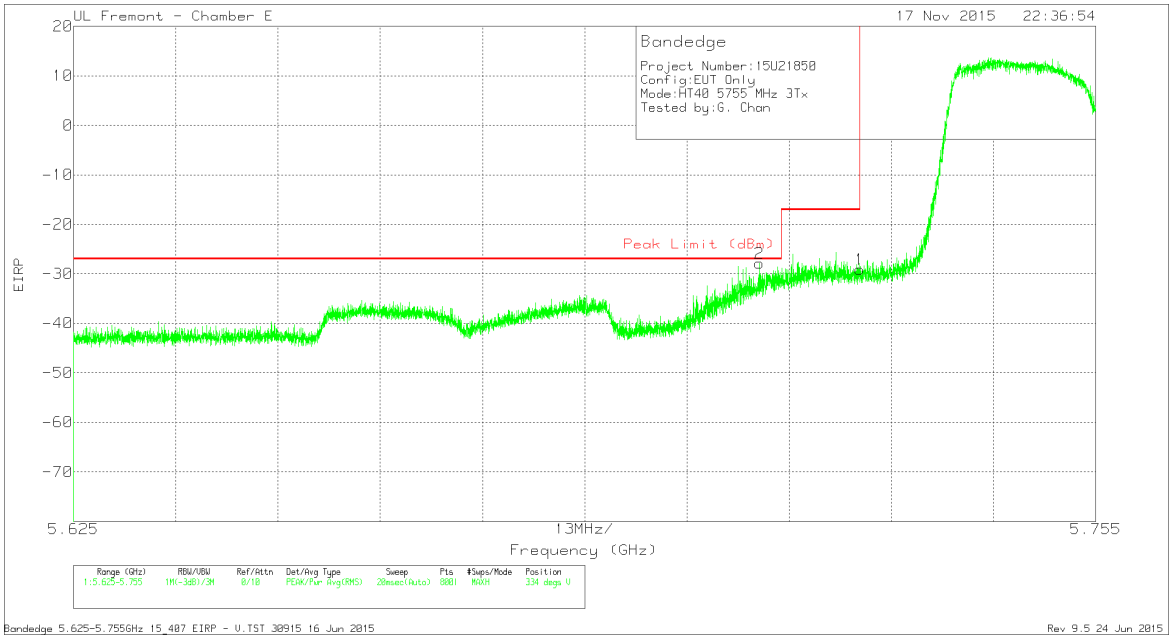

DATA

Marker	Frequency (GHz)	Meter Reading (dBm)	Det	AF T346 (dB/m)	Amp/Cbl/Fltr/Pad (dB)	Conversion Factor (dB)	Corrected Reading EIRP	Peak Limit (dBm)	PK Margin (dB)	Azimuth (Degs)	Height (cm)	Polarity
2	5.712	-54.59	Pk	34.7	-19.8	11.8	-27.89	-27	-.89	334	132	V
1	5.725	-55.75	Pk	34.7	-19.8	11.8	-29.05	-17	-12.05	334	132	V

Pk - Peak detector

UL VERIFICATION SERVICES INC. FORM NO: CCSUP4701J
47173 BENICIA STREET, FREMONT, CA 94538, USA TEL: (510) 771-1000 FAX: (510) 661-0888
This report shall not be reproduced except in full, without the written approval of UL Verification Services Inc.

RESTRICTED BANDEDGE (HIGH CHANNEL)

HIGH CHANNEL HORIZONTAL PLOT

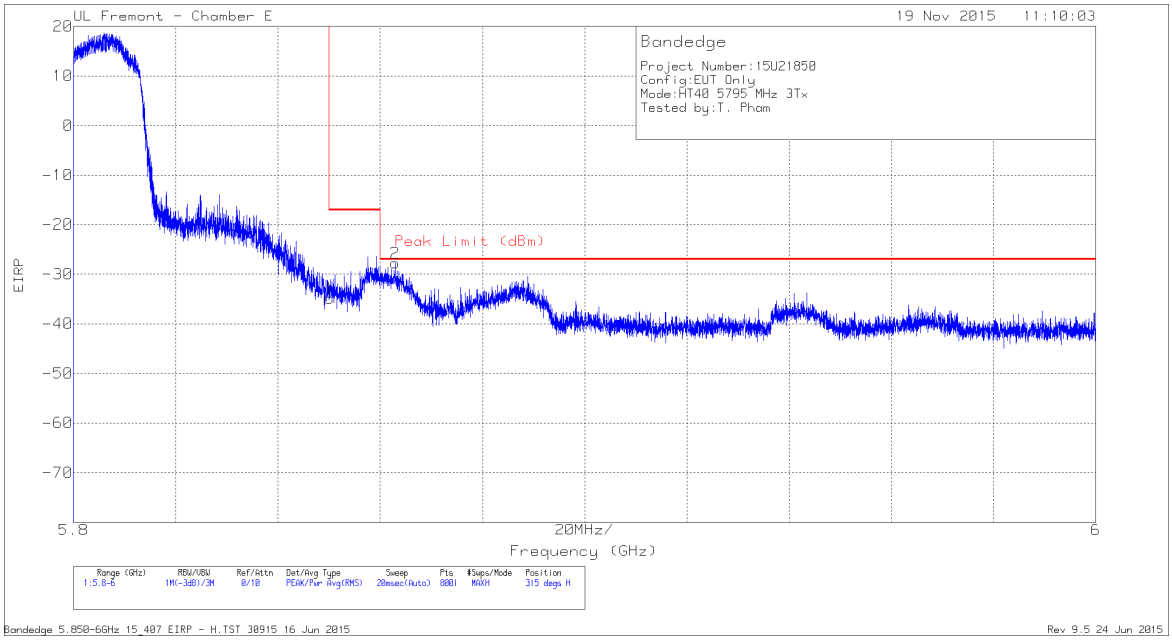

DATA

Marker	Frequency (GHz)	Meter Reading (dBm)	Det	AF T346 (dB/m)	Amp/Cbl/Fltr/Pad (dB)	Conversion Factor (dB)	Corrected Reading EIRP	Peak Limit (dBm)	PK Margin (dB)	Azimuth (Degs)	Height (cm)	Polarity
1	5.85	-61.3	Pk	34.9	-20.3	11.8	-34.9	-17	-17.9	315	207	H
2	5.863	-54.04	Pk	34.9	-20.4	11.8	-27.74	-27	-.74	315	207	H

Pk - Peak detector

This report shall not be reproduced except in full, without the written approval of UL Verification Services Inc.

HIGH CHANNEL VERTICAL PLOT

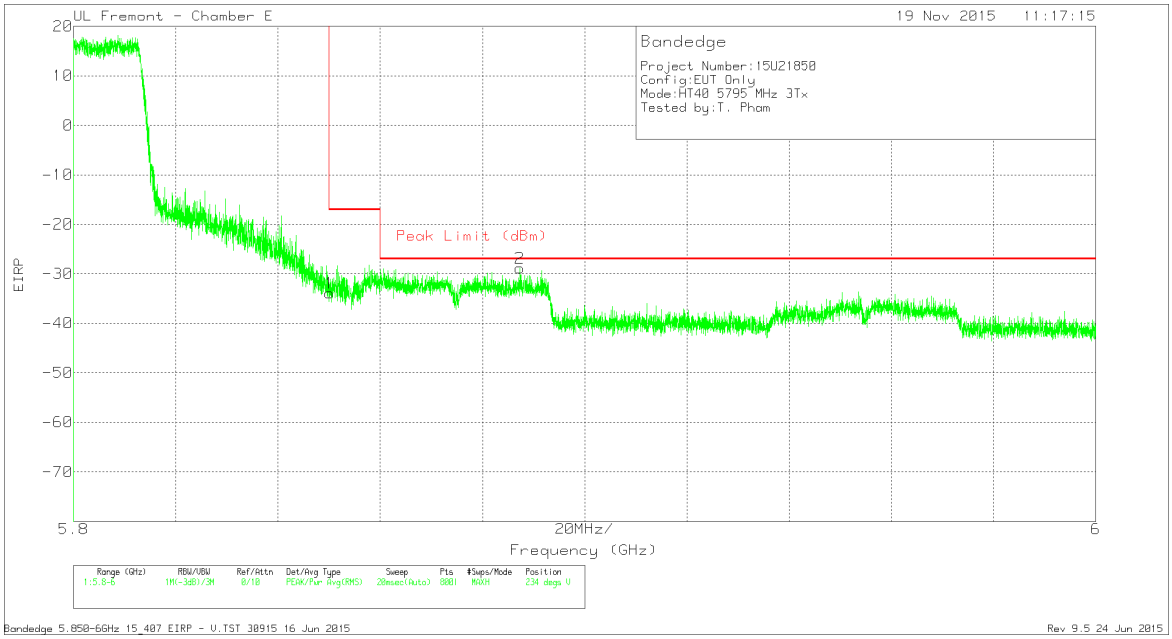

DATA

Marker	Frequency (GHz)	Meter Reading (dBm)	Det	AF T346 (dB/m)	Amp/Cbl/Fltr/Pad (dB)	Conversion Factor (dB)	Corrected Reading EIRP	Peak Limit (dBm)	PK Margin (dB)	Azimuth (Degs)	Height (cm)	Polarity
1	5.85	-60.3	Pk	34.9	-20.3	11.8	-33.9	-17	-16.9	234	249	V
2	5.887	-55.16	Pk	34.9	-20.4	11.8	-28.86	-27	-1.86	234	249	V

Pk - Peak detector

This report shall not be reproduced except in full, without the written approval of UL Verification Services Inc.

LOW CHANNEL HARMONICS AND SPURIOUS EMISSIONS

LOW CHANNEL HORIZONTAL PLOT

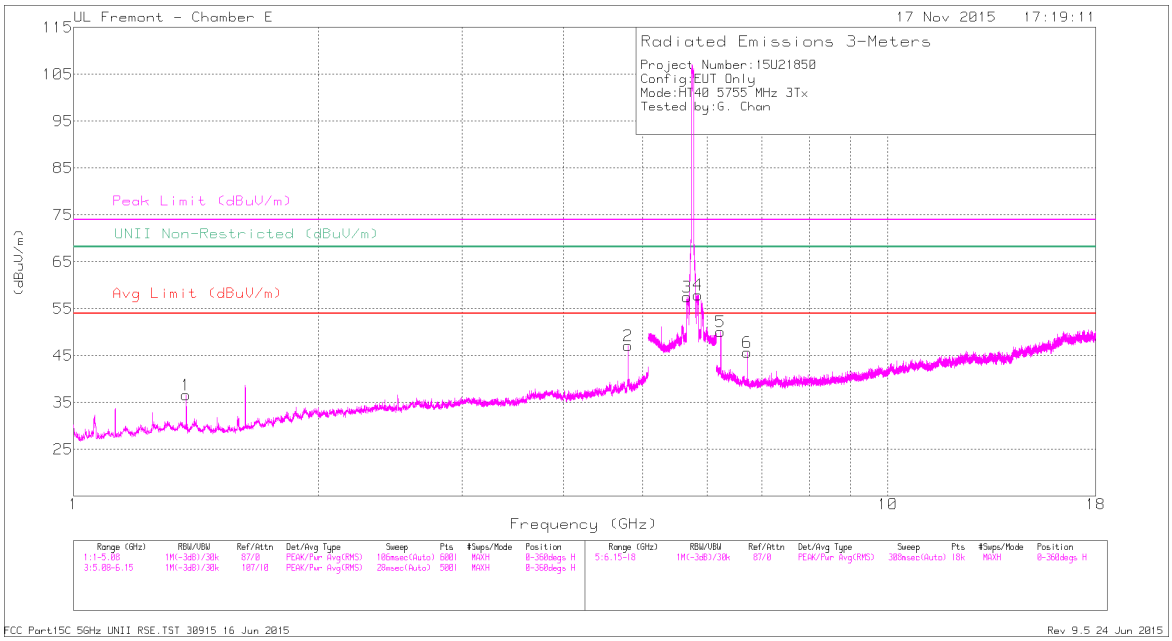

LOW CHANNEL VERTICAL PLOT

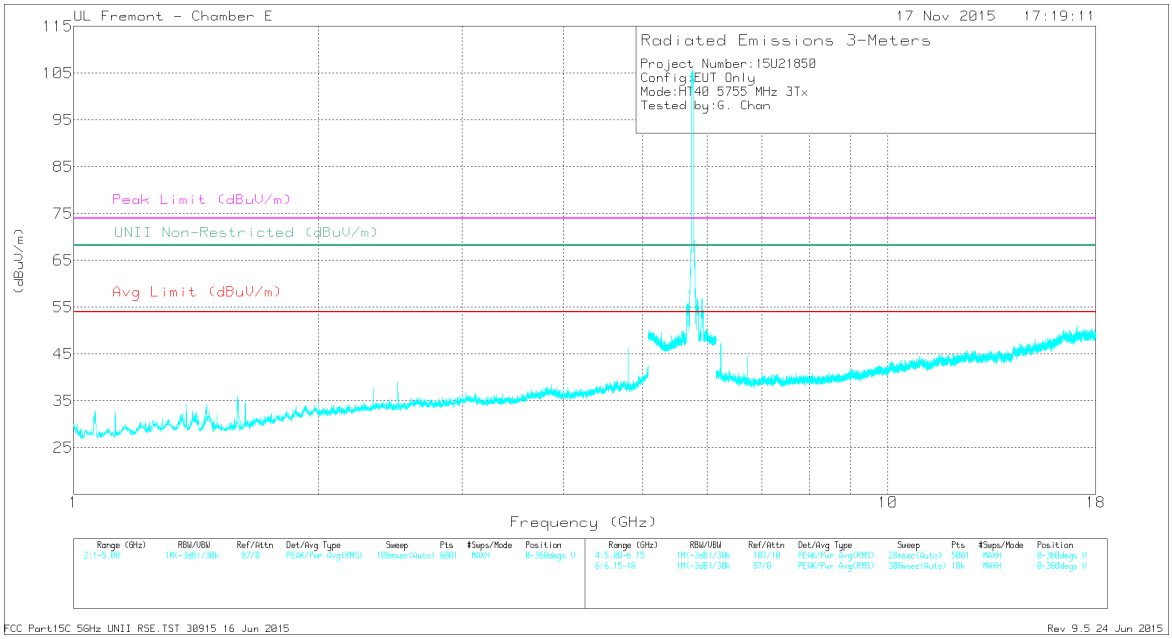

This report shall not be reproduced except in full, without the written approval of UL Verification Services Inc.

DATA

Marker	Frequency (GHz)	Meter Reading (dBuV)	Det	AF T346 (dB/m)	Amp/Cbl/Fltr/Pad (dB)	DC Corr (dB)	Corrected Reading (dBuV/m)	Avg Limit (dBuV/m)	Margin (dB)	Peak Limit (dBuV/m)	PK Margin (dB)	UNII Non-Restricted (dBuV/m)	PK Margin (dB)	Azimuth (Degs)	Height (cm)	Polarity
1	* 1.375	48.71	PK-U	28.6	-34.8		42.51	-	-	74	-31.49	-	-	353	196	H
	* 1.375	41.09	ADR	28.6	-34.8	.11	34.89	54	-19.11	-	-	-	-	353	196	H
2	* 4.796	47.88	PK-U	34.1	-29.5		52.48	-	-	74	-21.52	-	-	286	352	H
	* 4.796	43.32	ADR	34.1	-29.5	.11	47.92	54	-6.08	-	-	-	-	286	352	H
3	5.669	49.03	PK-U	34.6	-19.8		63.83	-	-	-	-	68.2	-4.37	335	122	H
	5.671	37.65	ADR	34.6	-19.8		52.45	-	-	-	-	-	-	335	122	H
4	5.852	49.61	PK-U	34.9	-19.9		64.61	-	-	-	-	68.2	-3.59	297	122	H
5	6.234	48.05	PK-U	35.4	-28.3		55.15	-	-	-	-	68.2	-13.05	331	155	H
6	6.714	44.22	PK-U	35.6	-28.4		51.42	-	-	-	-	68.2	-16.78	261	254	H

* - indicates frequency in CFR15.205/IC7.2.2 Restricted Band

PK-U - U-NII: Maximum Peak

ADR - U-NII AD primary method, RMS average

This report shall not be reproduced except in full, without the written approval of UL Verification Services Inc.

HIGH CHANNEL HARMONICS AND SPURIOUS EMISSIONS

HIGH CHANNEL HORIZONTAL PLOT

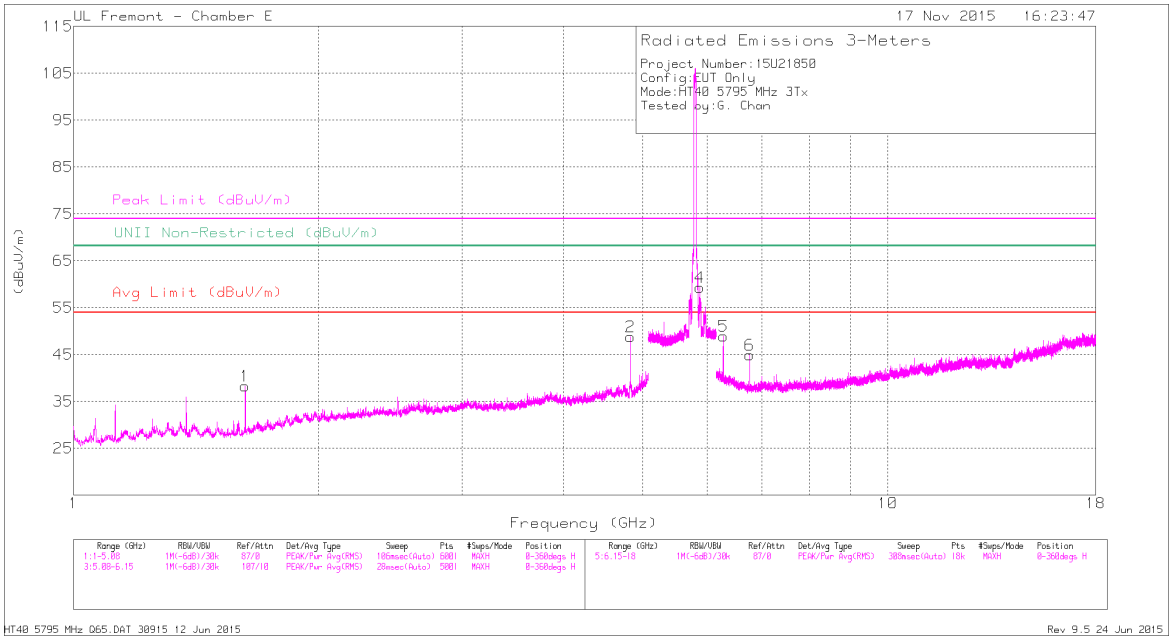

HIGH CHANNEL VERTICAL PLOT

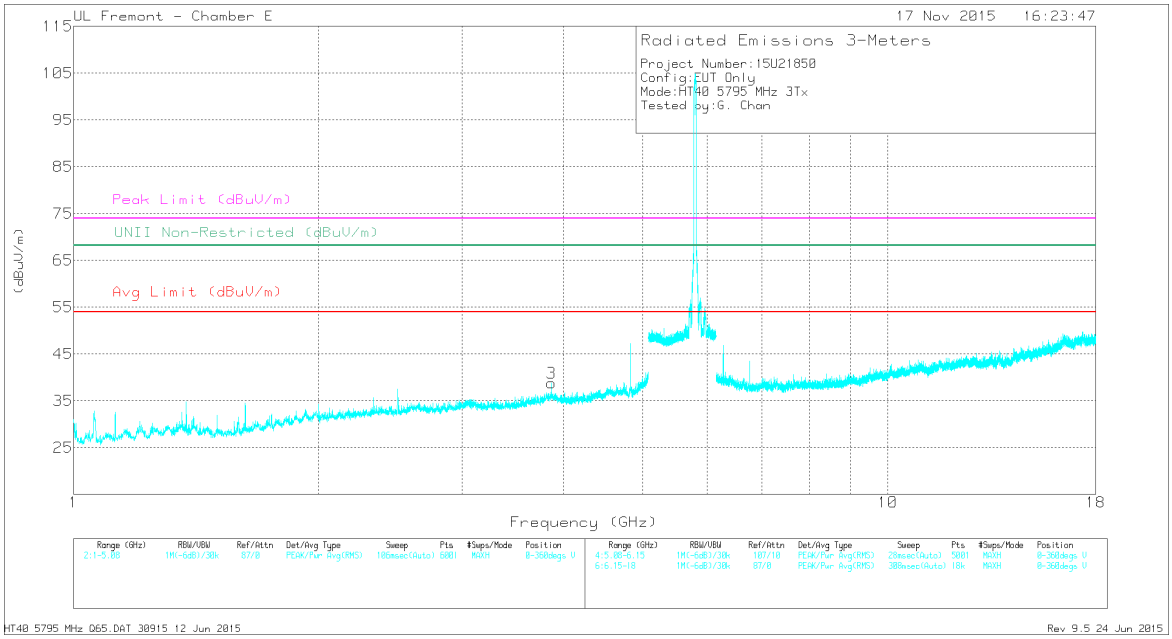

This report shall not be reproduced except in full, without the written approval of UL Verification Services Inc.

DATA

Marker	Frequency (GHz)	Meter Reading (dBuV)	Det	AF T346 (dB/m)	Amp/Cbl/Fltr/Pad (dB)	DC Corr (dB)	Corrected Reading (dBuV/m)	Avg Limit (dBuV/m)	Margin (dB)	Peak Limit (dBuV/m)	PK Margin (dB)	UNII Non-Restricted (dBuV/m)	PK Margin (dB)	Azimuth (Degs)	Height (cm)	Polarity
1	* 1.625	50.79	PK-U	28.2	-34.2		44.79	-	-	74	-29.21	-	-	357	161	H
	* 1.625	43.55	ADR	28.2	-34.2	.11	37.55	54	-16.45	-	-	-	-	357	161	H
2	* 4.829	48.74	PK-U	34.1	-28.9		53.94	-	-	74	-20.06	-	-	286	308	H
	* 4.829	44.88	ADR	34.1	-28.9	.11	50.08	54	-3.92	-	-	-	-	286	308	H
3	* 3.863	42.9	PK-U	33.5	-29.9		46.5	-	-	74	-27.5	-	-	155	204	V
	* 3.863	33.64	ADR	33.5	-29.9	.11	37.24	54	-16.76	-	-	-	-	155	204	V
4	5.872	50.32	PK-U	34.9	-20.4		64.82	-	-	-	-	68.2	-3.38	344	222	H
5	6.278	46.58	PK-U	35.4	-28.4		53.58	-	-	-	-	68.2	-14.62	290	143	H
6	6.761	43.73	PK-U	35.6	-28.3		51.03	-	-	-	-	68.2	-17.17	293	258	H

* - indicates frequency in CFR15.205/IC7.2.2 Restricted Band

PK-U - U-NII: Maximum Peak

ADR - U-NII AD primary method, RMS average

This report shall not be reproduced except in full, without the written approval of UL Verification Services Inc.

802.11ac HT80 1TX MODE IN THE 5.8 GHz BAND

RESTRICTED BANDEDGE, CHAIN 0 (LOW)

LOW CHANNEL HORIZONTAL PLOT

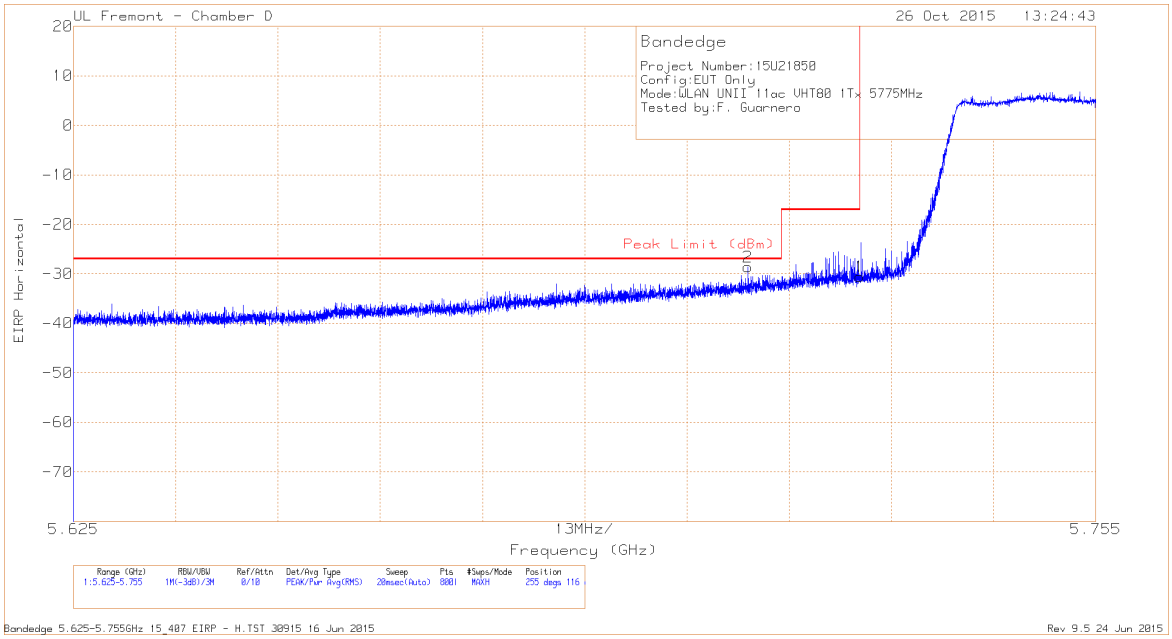

DATA

Marker	Frequency (GHz)	Meter Reading (dBm)	Det	AF T344 (dB/m)	Amp/Cbl/Fltr/Pad (dB)	Conversion Factor (dB)	Corrected Reading EIRP	Peak Limit (dBm)	PK Margin (dB)	Azimuth (Degs)	Height (cm)	Polarity
1	5.725	-59.39	Pk	34.6	-17.6	11.8	-30.59	-17	-13.59	255	116	H
2	5.711	-57.45	Pk	34.5	-17.5	11.8	-28.65	-27	-1.65	255	116	H

Pk - Peak detector

UL VERIFICATION SERVICES INC. FORM NO: CCSUP4701J
47173 BENICIA STREET, FREMONT, CA 94538, USA TEL: (510) 771-1000 FAX: (510) 661-0888
This report shall not be reproduced except in full, without the written approval of UL Verification Services Inc.

LOW CHANNEL VERTICAL PLOT

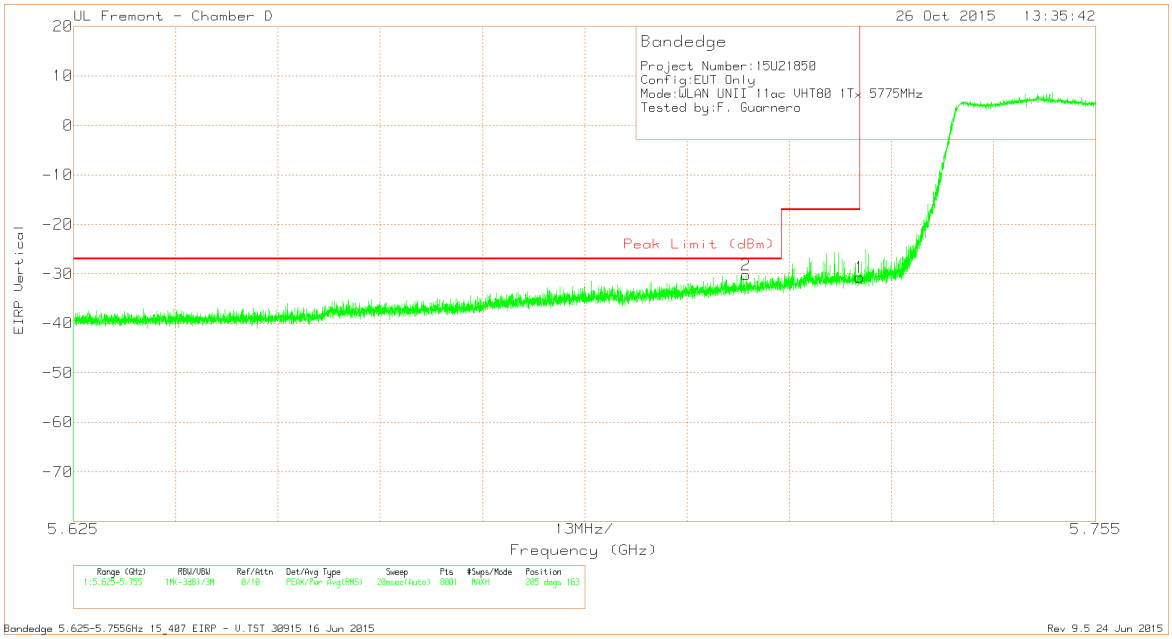

DATA

Marker	Frequency (GHz)	Meter Reading (dBm)	Det	AF T344 (dB/m)	Amp/Cbl/Fltr/Pad (dB)	Conversion Factor (dB)	Corrected Reading EIRP	Peak Limit (dBm)	PK Margin (dB)	Azimuth (Degs)	Height (cm)	Polarity
1	5.725	-59.44	Pk	34.6	-17.6	11.8	-30.64	-17	-13.64	205	163	V
2	5.711	-58.97	Pk	34.5	-17.5	11.8	-30.17	-27	-3.17	205	163	V

Pk - Peak detector

This report shall not be reproduced except in full, without the written approval of UL Verification Services Inc.

RESTRICTED BANDEDGE, CHAIN 0 (HIGH)

HIGH CHANNEL HORIZONTAL PLOT

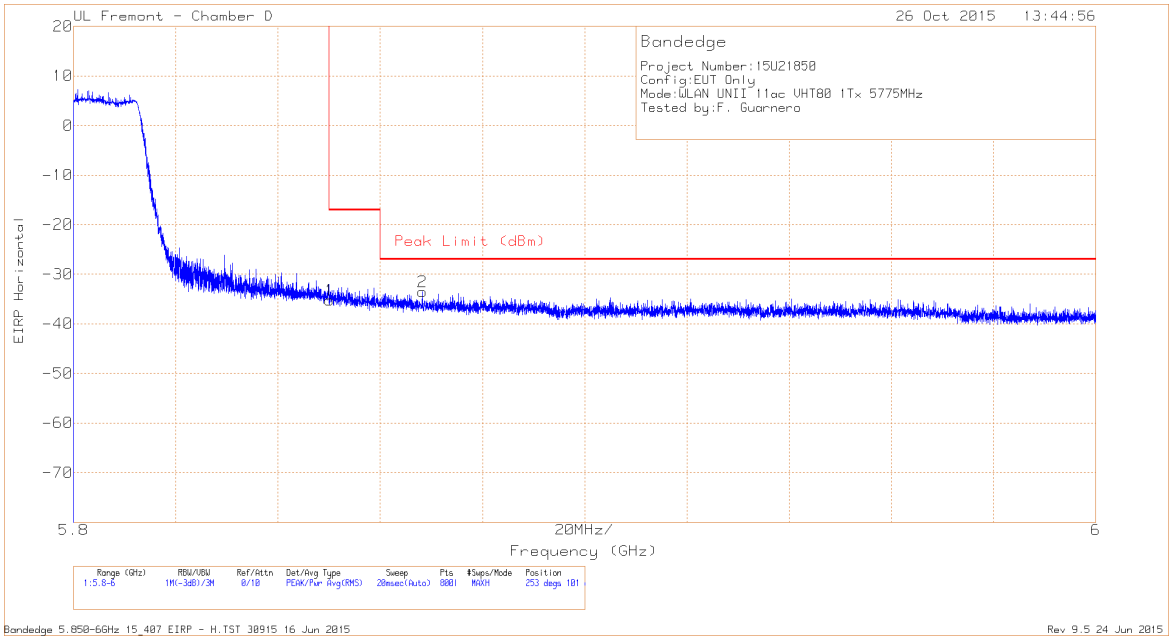

DATA

Marker	Frequency (GHz)	Meter Reading (dBm)	Det	AF T344 (dB/m)	Amp/Cbl/Fltr/Pad (dB)	Conversion Factor (dB)	Corrected Reading EIRP	Peak Limit (dBm)	PK Margin (dB)	Azimuth (Degs)	Height (cm)	Polarity
1	5.85	-64.2	Pk	34.9	-17.7	11.8	-35.2	-17	-18.2	253	101	H
2	5.868	-62.7	Pk	35	-17.6	11.8	-33.5	-27	-6.5	253	101	H

Pk - Peak detector

This report shall not be reproduced except in full, without the written approval of UL Verification Services Inc.

HIGH CHANNEL VERTICAL PLOT

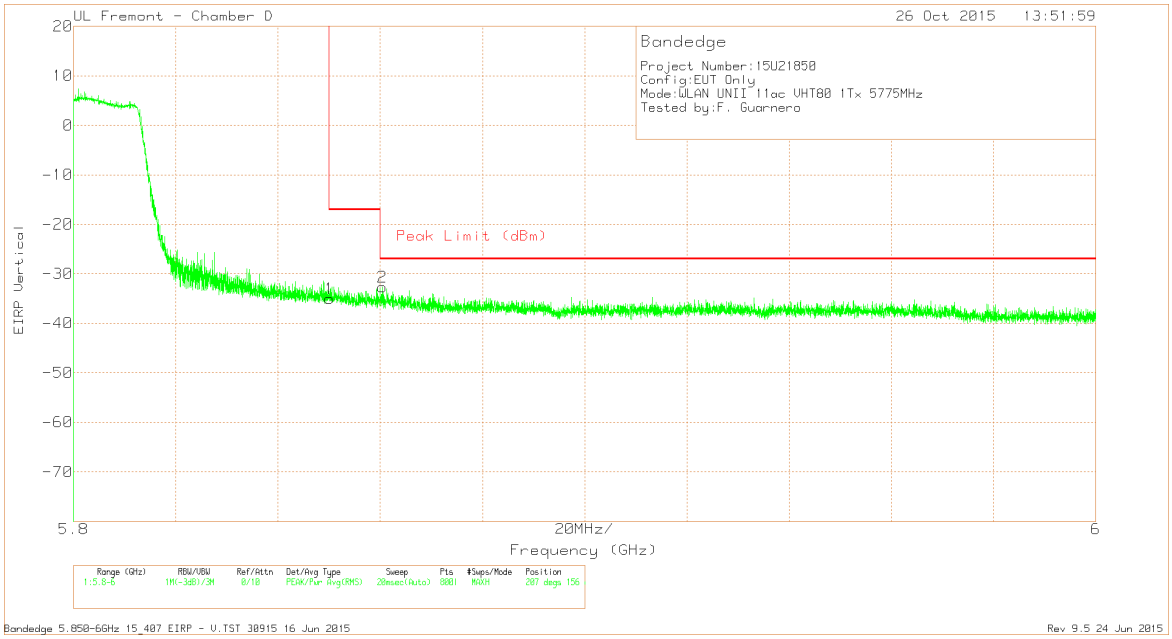

DATA

Marker	Frequency (GHz)	Meter Reading (dBm)	Det	AF T344 (dB/m)	Amp/Cbl/Fltr/Pad (dB)	Conversion Factor (dB)	Corrected Reading EIRP	Peak Limit (dBm)	PK Margin (dB)	Azimuth (Degs)	Height (cm)	Polarity
1	5.85	-63.95	Pk	34.9	-17.7	11.8	-34.95	-17	-17.95	207	156	V
2	5.86	-61.8	Pk	35	-17.6	11.8	-32.6	-27	-5.6	207	156	V

Pk - Peak detector

UL VERIFICATION SERVICES INC. FORM NO: CCSUP4701J
47173 BENICIA STREET, FREMONT, CA 94538, USA TEL: (510) 771-1000 FAX: (510) 661-0888
This report shall not be reproduced except in full, without the written approval of UL Verification Services Inc.

CHANNEL 155 HARMONICS AND SPURIOUS EMISSIONS

CHANNEL 155 HORIZONTAL PLOT

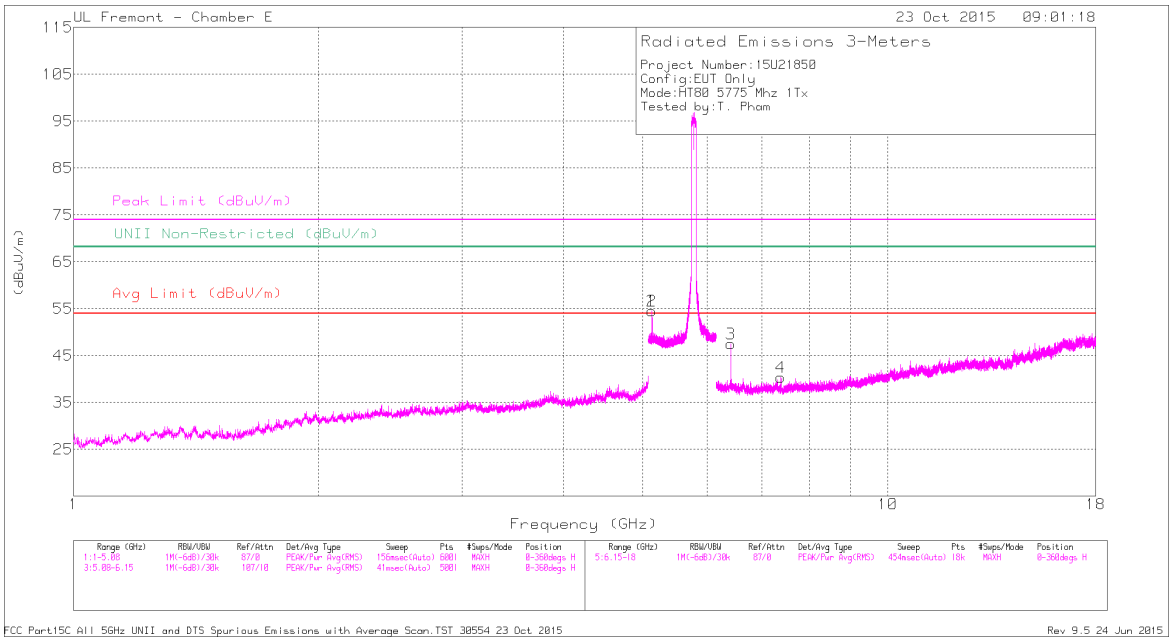

CHANNEL 155 VERTICAL PLOT

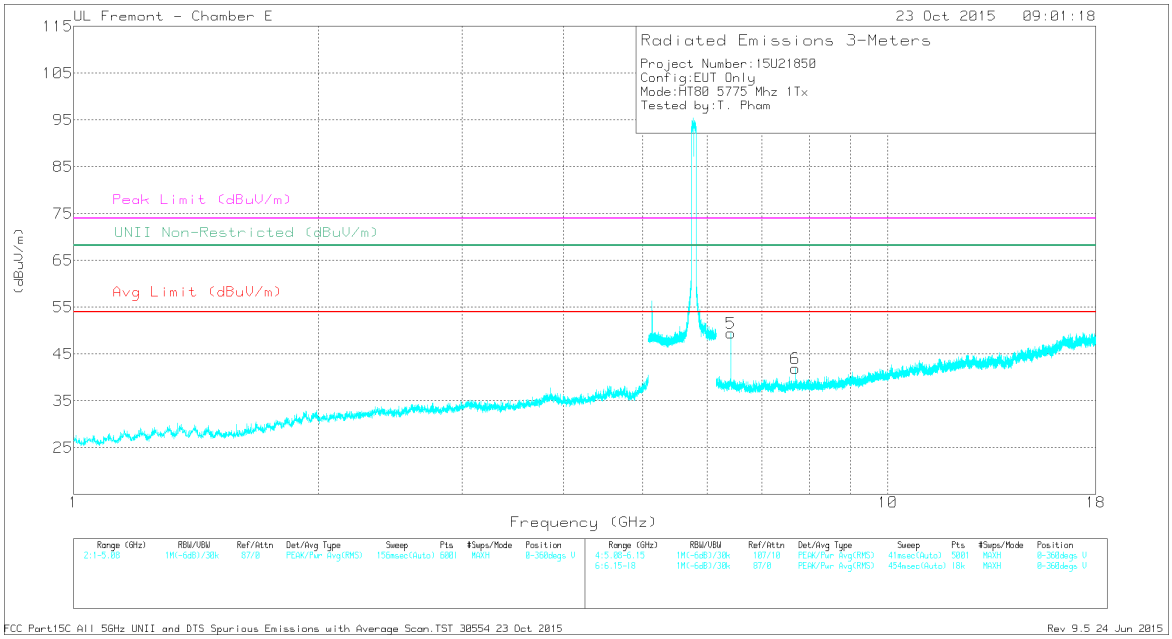

This report shall not be reproduced except in full, without the written approval of UL Verification Services Inc.

DATA

Marker	Frequency (GHz)	Meter Reading (dBuV)	Det	AF T346 (dB/m)	Amp/Cbl/Fltr/Pad (dB)	DC Corr (dB)	Corrected Reading (dBuV/m)	Avg Limit (dBuV/m)	Margin (dB)	Peak Limit (dBuV/m)	PK Margin (dB)	UNII Non-Restricted (dBuV/m)	PK Margin (dB)	Azimuth (Degs)	Height (cm)	Polarity
1	* 5.133	47.47	PK-U	34.3	-20.5		61.27	-	-	74	-12.73	-	-	145	141	H
	* 5.133	39.85	ADR	34.3	-20.5	.12	53.65	54	-.35	-	-	-	-	145	141	H
2	* 5.133	47.55	PK-U	34.3	-20.5		61.35	-	-	74	-12.65	-	-	143	140	H
	* 5.133	39.84	ADR	34.3	-20.5	.12	53.64	54	-.36	-	-	-	-	143	140	H
3	* 7.391	39.53	PK-U	35.5	-27.9		47.13	-	-	74	-26.87	-	-	141	235	H
	* 7.39	27.88	ADR	35.5	-27.9	.12	35.48	54	-18.52	-	-	-	-	141	235	H
5	* 7.699	39.6	PK-U	35.8	-27.2		48.2	-	-	74	-25.8	-	-	260	180	V
	* 7.7	28.04	ADR	35.8	-27.2	.12	36.64	54	-17.36	-	-	-	-	260	180	V
4	6.417	46.26	PK-U	35.5	-27.6		54.16	-	-	-	-	68.2	-14.04	110	218	H
6	6.417	46.58	PK-U	35.5	-27.6		54.48	-	-	-	-	68.2	-13.72	241	200	V

* - indicates frequency in CFR15.205/IC7.2.2 Restricted Band

PK-U - U-NII: Maximum Peak

ADR - U-NII AD primary method, RMS average

UL VERIFICATION SERVICES INC. FORM NO: CCSUP4701J
47173 BENICIA STREET, FREMONT, CA 94538, USA TEL: (510) 771-1000 FAX: (510) 661-0888
This report shall not be reproduced except in full, without the written approval of UL Verification Services Inc.

RESTRICTED BANDEDGE, CHAIN 1 (LOW)

LOW CHANNEL HORIZONTAL PLOT

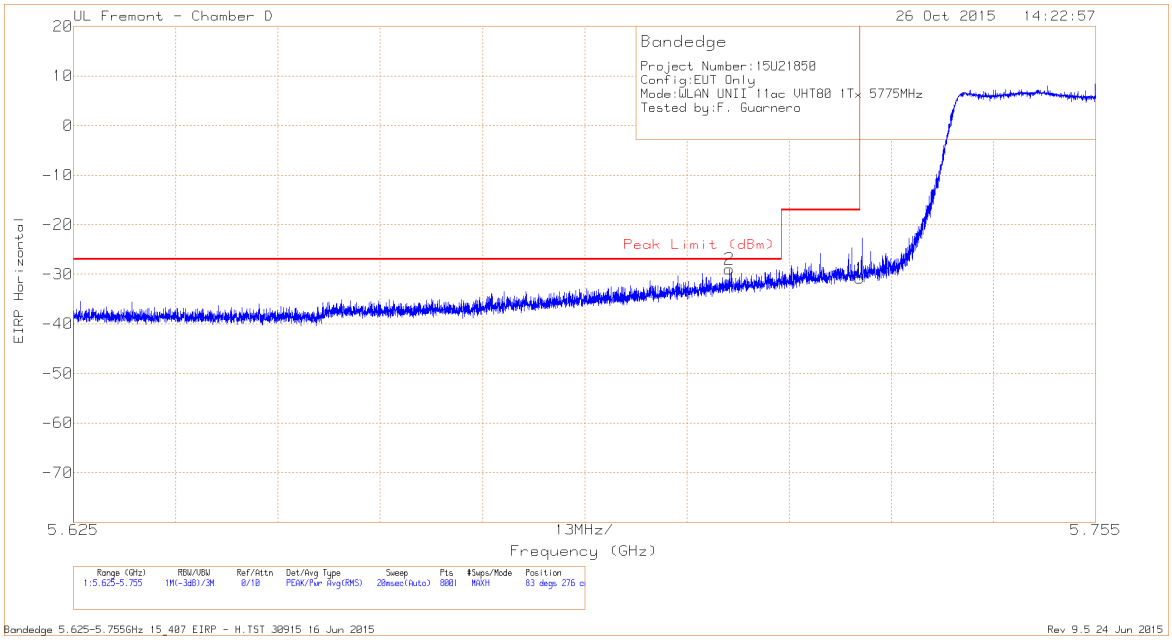

DATA

Marker	Frequency (GHz)	Meter Reading (dBm)	Det	AF T344 (dB/m)	Amp/Cbl/Filtr/Pad (dB)	Conversion Factor (dB)	Corrected Reading EIRP	Peak Limit (dBm)	PK Margin (dB)	Azimuth (Degs)	Height (cm)	Polarity
1	5.725	-59.64	Pk	34.6	-17.6	11.8	-30.84	-17	-13.84	83	276	H
2	5.708	-57.61	Pk	34.5	-17.6	11.8	-28.91	-27	-1.91	83	276	H

Pk - Peak detector

UL VERIFICATION SERVICES INC. FORM NO: CCSUP4701J
47173 BENICIA STREET, FREMONT, CA 94538, USA TEL: (510) 771-1000 FAX: (510) 661-0888
This report shall not be reproduced except in full, without the written approval of UL Verification Services Inc.

LOW CHANNEL VERTICAL PLOT

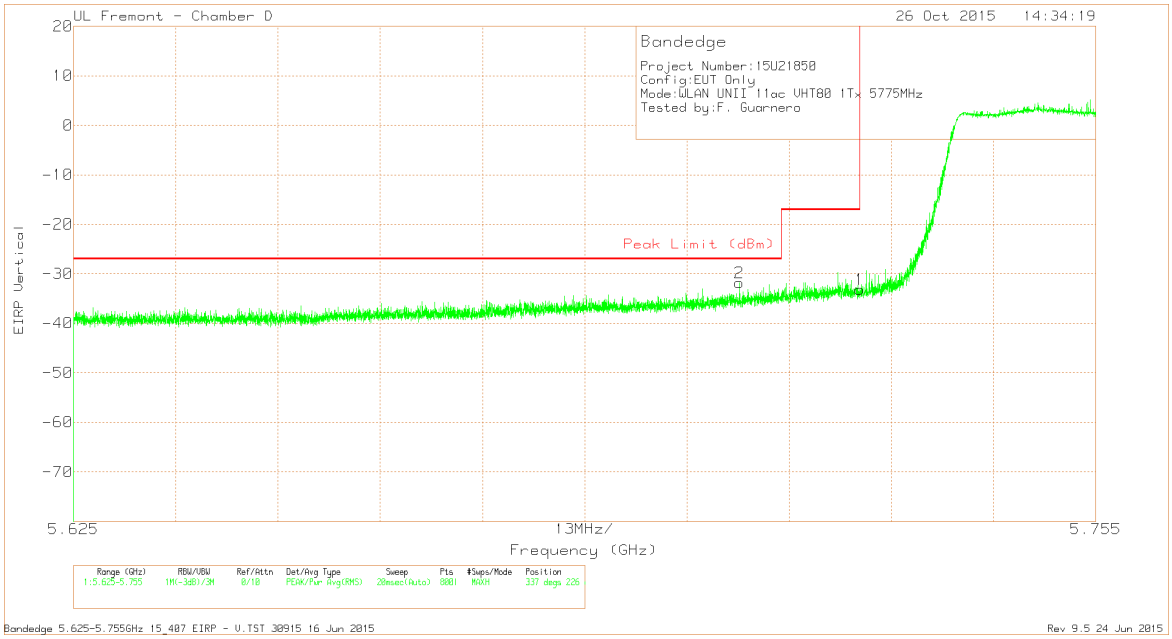

DATA

Marker	Frequency (GHz)	Meter Reading (dBm)	Det	AF T344 (dB/m)	Amp/Cbl/Fltr/Pad (dB)	Conversion Factor (dB)	Corrected Reading EIRP	Peak Limit (dBm)	PK Margin (dB)	Azimuth (Degs)	Height (cm)	Polarity
1	5.725	-61.99	Pk	34.6	-17.6	11.8	-33.19	-17	-16.19	337	226	V
2	5.71	-60.59	Pk	34.5	-17.5	11.8	-31.79	-27	-4.79	337	226	V

Pk - Peak detector

UL VERIFICATION SERVICES INC. FORM NO: CCSUP4701J
47173 BENICIA STREET, FREMONT, CA 94538, USA TEL: (510) 771-1000 FAX: (510) 661-0888
This report shall not be reproduced except in full, without the written approval of UL Verification Services Inc.

RESTRICTED BANDEDGE, CHAIN 1 (HIGH)

HIGH CHANNEL HORIZONTAL PLOT

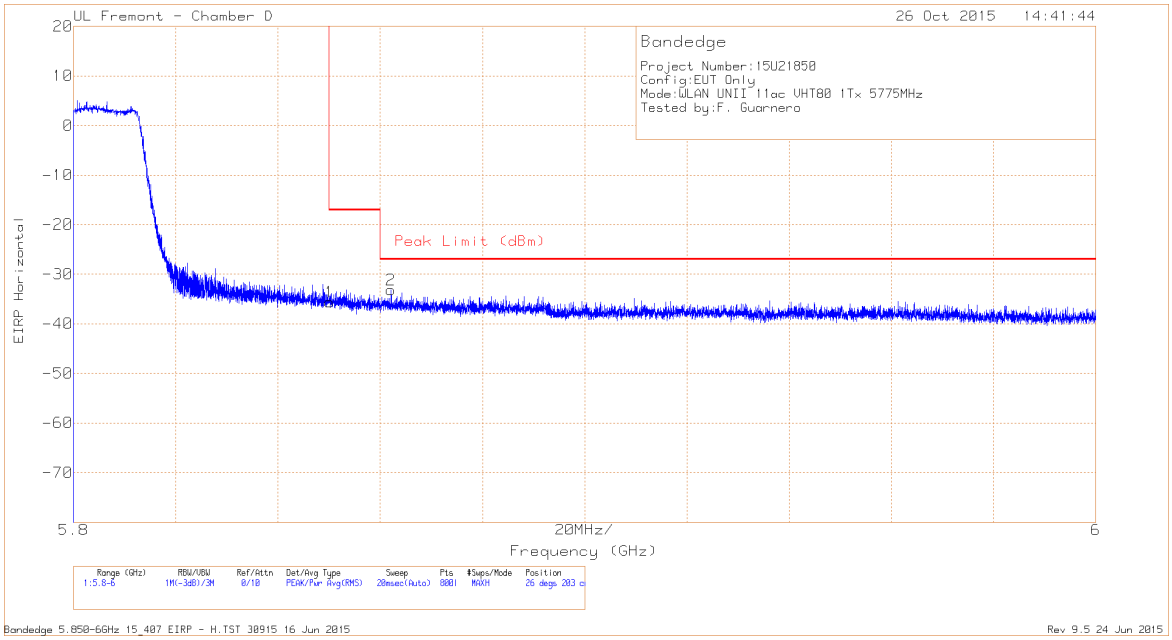

DATA

Marker	Frequency (GHz)	Meter Reading (dBm)	Det	AF T344 (dB/m)	Amp/Cbl/Fltr/Pad (dB)	Conversion Factor (dB)	Corrected Reading EIRP	Peak Limit (dBm)	PK Margin (dB)	Azimuth (Degs)	Height (cm)	Polarity
1	5.85	-64.61	Pk	34.9	-17.7	11.8	-35.61	-17	-18.61	26	203	H
2	5.862	-62.32	Pk	35	-17.6	11.8	-33.12	-27	-6.12	26	203	H

Pk - Peak detector

This report shall not be reproduced except in full, without the written approval of UL Verification Services Inc.

HIGH CHANNEL VERTICAL PLOT

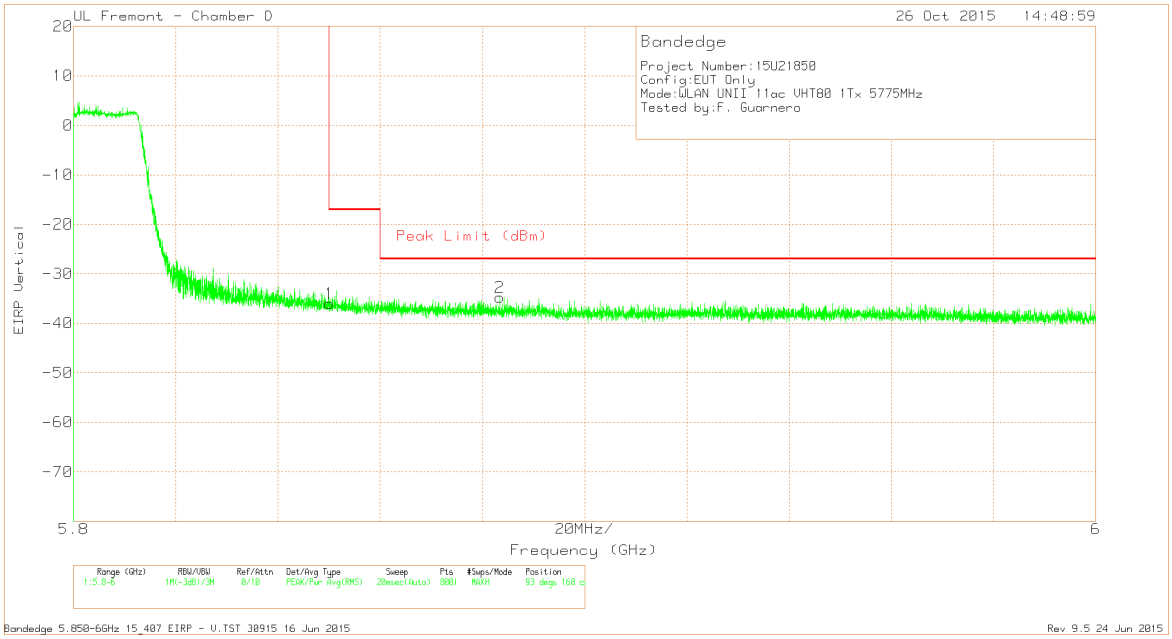

DATA

Marker	Frequency (GHz)	Meter Reading (dBm)	Det	AF T344 (dB/m)	Amp/Cbl/Fltr/Pad (dB)	Conversion Factor (dB)	Corrected Reading EIRP	Peak Limit (dBm)	PK Margin (dB)	Azimuth (Degs)	Height (cm)	Polarity
1	5.85	-64.98	Pk	34.9	-17.7	11.8	-35.98	-17	-18.98	93	168	V
2	5.883	-64.1	Pk	35	-17.4	11.8	-34.7	-27	-7.7	93	168	V

Pk - Peak detector

UL VERIFICATION SERVICES INC. FORM NO: CCSUP4701J
47173 BENICIA STREET, FREMONT, CA 94538, USA TEL: (510) 771-1000 FAX: (510) 661-0888
This report shall not be reproduced except in full, without the written approval of UL Verification Services Inc.

CHANNEL 155 HARMONICS AND SPURIOUS EMISSIONS

CHANNEL 155 HORIZONTAL PLOT

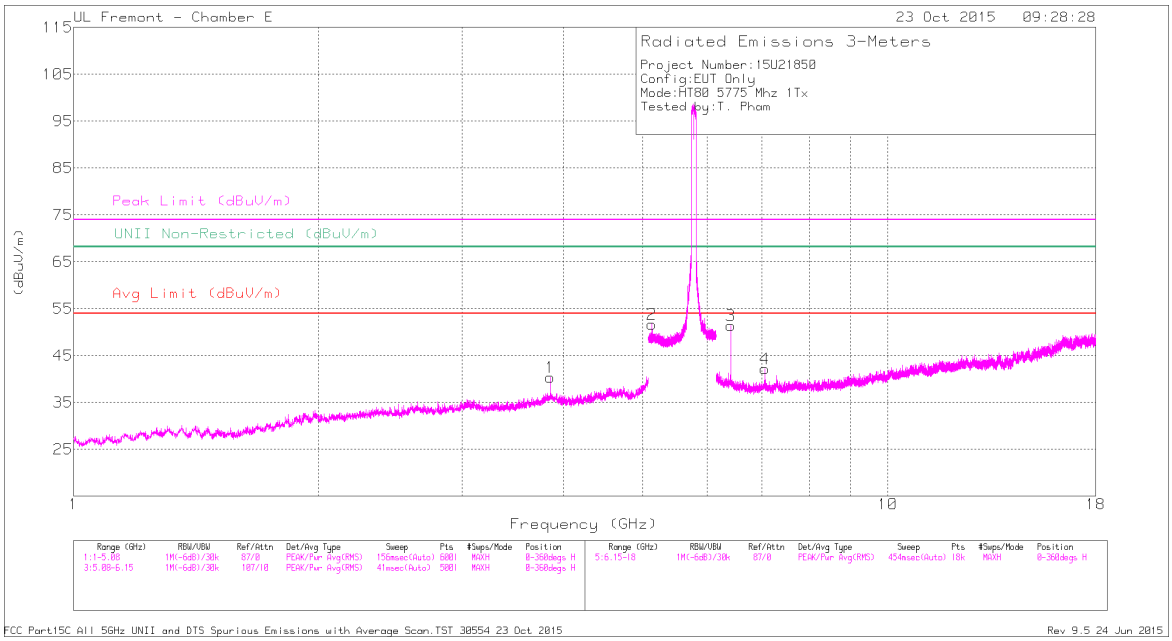

CHANNEL 155 VERTICAL PLOT

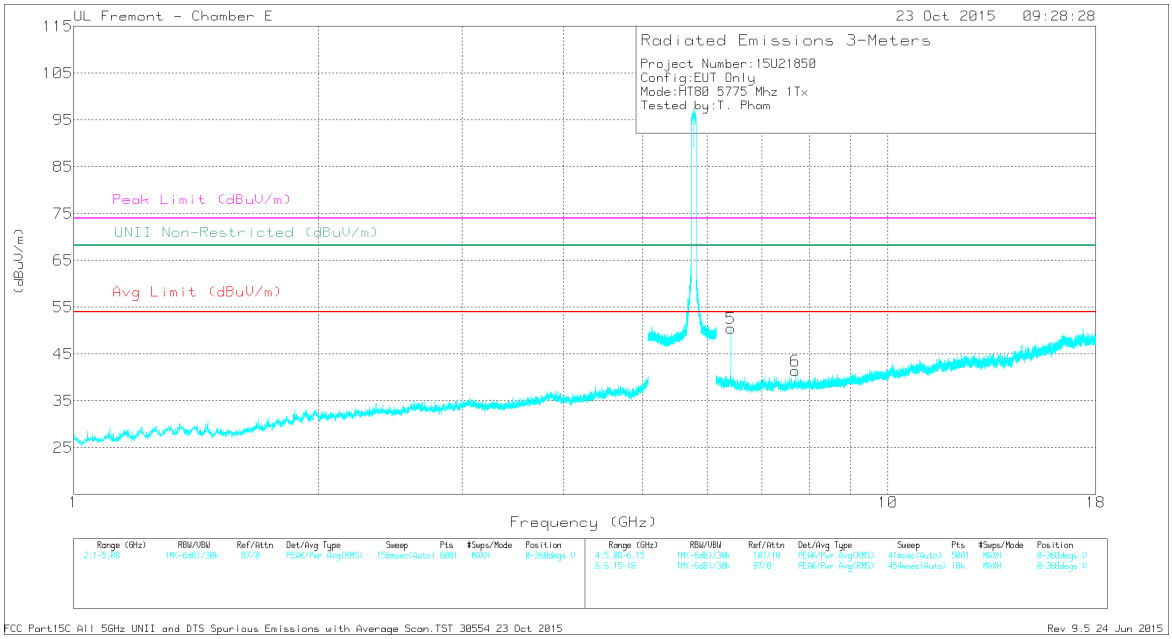

This report shall not be reproduced except in full, without the written approval of UL Verification Services Inc.

DATA

Marker	Frequency (GHz)	Meter Reading (dBuV)	Det	AF T346 (dB/m)	Amp/Cbl/Fltr/Pad (dB)	DC Corr (dB)	Corrected Reading (dBuV/m)	Avg Limit (dBuV/m)	Margin (dB)	Peak Limit (dBuV/m)	PK Margin (dB)	UNII Non-Restricted (dBuV/m)	PK Margin (dB)	Azimuth (Degs)	Height (cm)	Polarity
1	* 3.85	44.07	PK-U	33.5	-29.8		47.77	-	-	74	-26.23	-	-	191	164	H
	* 3.85	34.09	ADR	33.5	-29.8	.12	37.79	54	-16.21	-	-	-	-	191	164	H
2	* 5.133	46.14	PK-U	34.3	-20.5		59.94	-	-	74	-14.06	-	-	325	238	H
	* 5.133	36.9	ADR	34.3	-20.5	.12	50.7	54	-3.3	-	-	-	-	325	238	H
3	6.417	47.91	PK-U	35.5	-27.6		55.81	-	-	-	-	68.2	-12.39	19	199	H
4	7.058	39.27	PK-U	35.6	-27.3		47.57	-	-	-	-	68.2	-20.63	16	182	H
5	6.417	46.41	PK-U	35.5	-27.6		54.31	-	-	-	-	68.2	-13.89	355	140	V
6	* 7.701	38.7	PK-U	35.8	-27.2		47.3	-	-	74	-26.7	-	-	342	126	V
	* 7.7	28.22	ADR	35.8	-27.2	.12	36.82	54	-17.18	-	-	-	-	342	126	V

* - indicates frequency in CFR15.205/IC7.2.2 Restricted Band

PK-U - U-NII: Maximum Peak

ADR - U-NII AD primary method, RMS average

This report shall not be reproduced except in full, without the written approval of UL Verification Services Inc.

RESTRICTED BANDEDGE, CHAIN 2 (LOW)

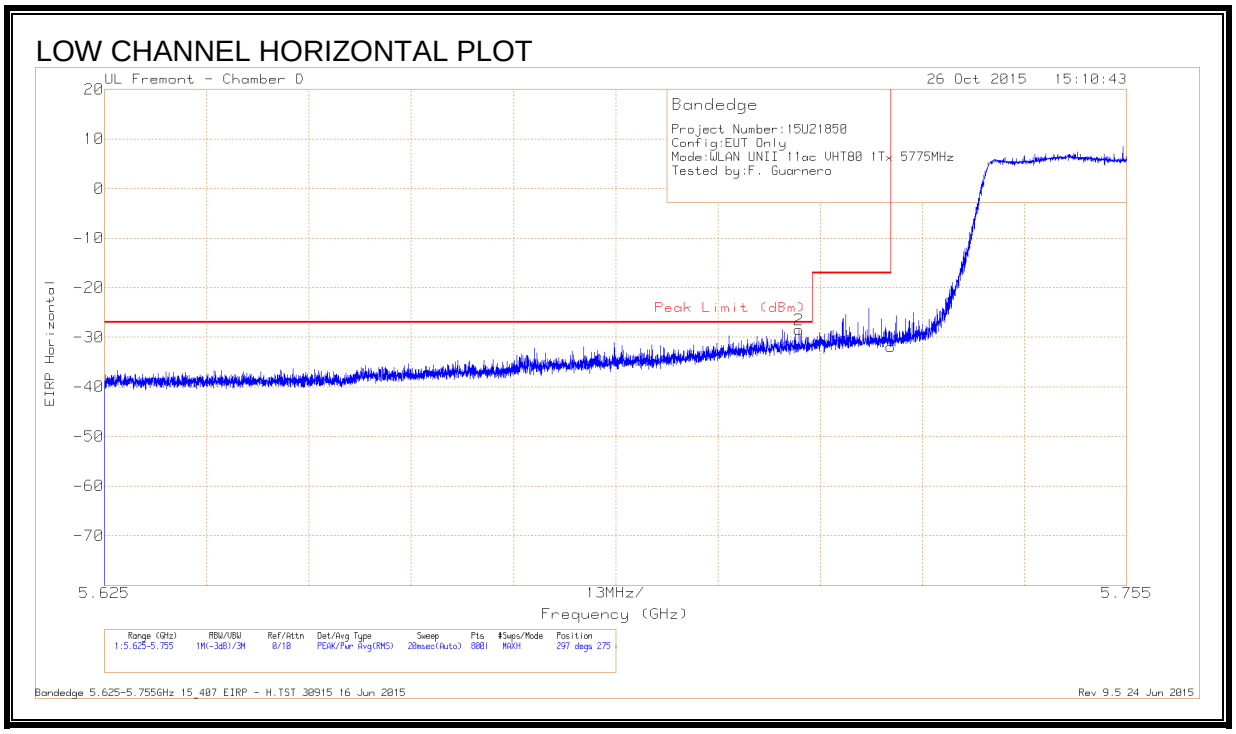

DATA

Marker	Frequency (GHz)	Meter Reading (dBm)	Det	AF T344 (dB/m)	Amp/Cbl/Fltr/Pad (dB)	Conversion Factor (dB)	Corrected Reading EIRP	Peak Limit (dBm)	PK Margin (dB)	Azimuth (Degs)	Height (cm)	Polarity
1	5.725	-60.69	Pk	34.6	-17.6	11.8	-31.89	-17	-14.89	297	275	H
2	5.713	-57.37	Pk	34.6	-17.5	11.8	-28.47	-27	-1.47	297	275	H

Pk - Peak detector

UL VERIFICATION SERVICES INC. FORM NO: CCSUP4701J
47173 BENICIA STREET, FREMONT, CA 94538, USA TEL: (510) 771-1000 FAX: (510) 661-0888
This report shall not be reproduced except in full, without the written approval of UL Verification Services Inc.

LOW CHANNEL VERTICAL PLOT

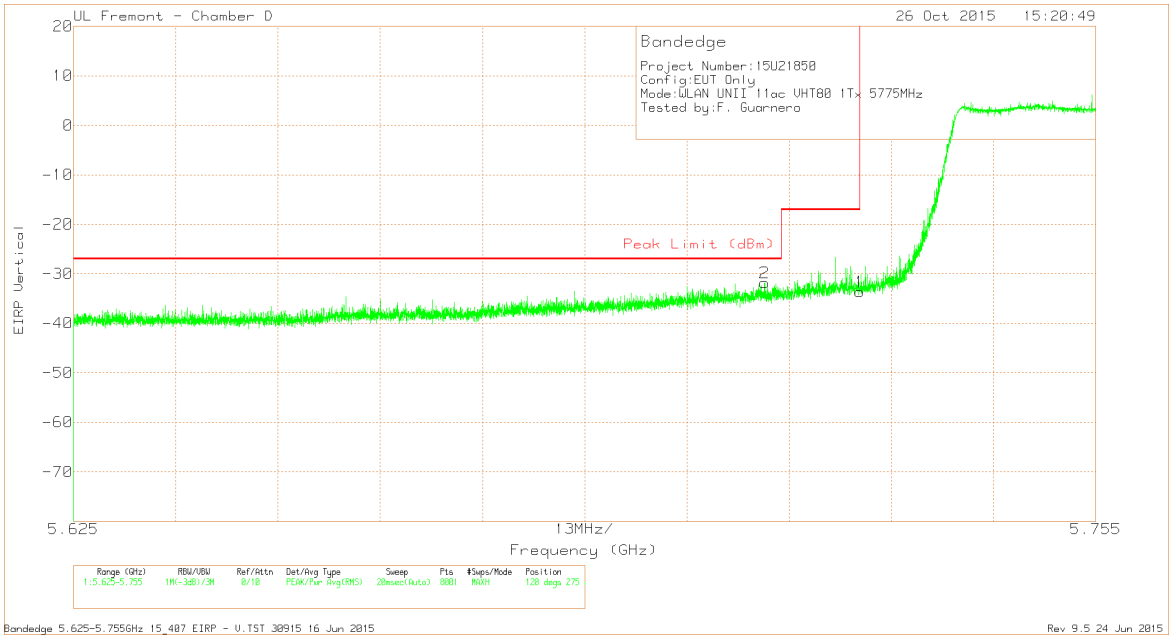

DATA

Marker	Frequency (GHz)	Meter Reading (dBm)	Det	AF T344 (dB/m)	Amp/Cbl/Fltr/Pad (dB)	Conversion Factor (dB)	Corrected Reading EIRP	Peak Limit (dBm)	PK Margin (dB)	Azimuth (Degs)	Height (cm)	Polarity
1	5.725	-62.48	Pk	34.6	-17.6	11.8	-33.68	-17	-16.68	120	275	V
2	5.713	-60.69	Pk	34.6	-17.5	11.8	-31.79	-27	-4.79	120	275	V

Pk - Peak detector

UL VERIFICATION SERVICES INC. FORM NO: CCSUP4701J
47173 BENICIA STREET, FREMONT, CA 94538, USA TEL: (510) 771-1000 FAX: (510) 661-0888
This report shall not be reproduced except in full, without the written approval of UL Verification Services Inc.

RESTRICTED BANDEDGE, CHAIN 1 (HIGH)

HIGH CHANNEL HORIZONTAL PLOT

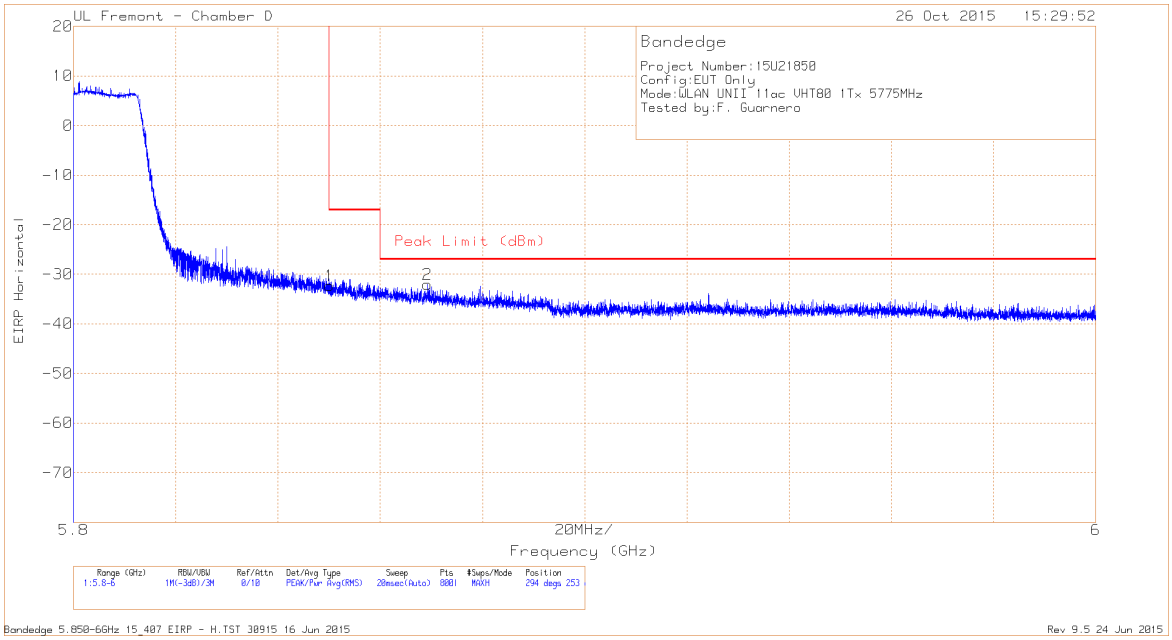

DATA

Marker	Frequency (GHz)	Meter Reading (dBm)	Det	AF T344 (dB/m)	Amp/Cbl/Fltr/Pad (dB)	Conversion Factor (dB)	Corrected Reading EIRP	Peak Limit (dBm)	PK Margin (dB)	Azimuth (Degs)	Height (cm)	Polarity
1	5.85	-61.27	Pk	34.9	-17.7	11.8	-32.27	-17	-15.27	294	253	H
2	5.869	-61.2	Pk	35	-17.6	11.8	-32	-27	-5	294	253	H

Pk - Peak detector

This report shall not be reproduced except in full, without the written approval of UL Verification Services Inc.

HIGH CHANNEL VERTICAL PLOT

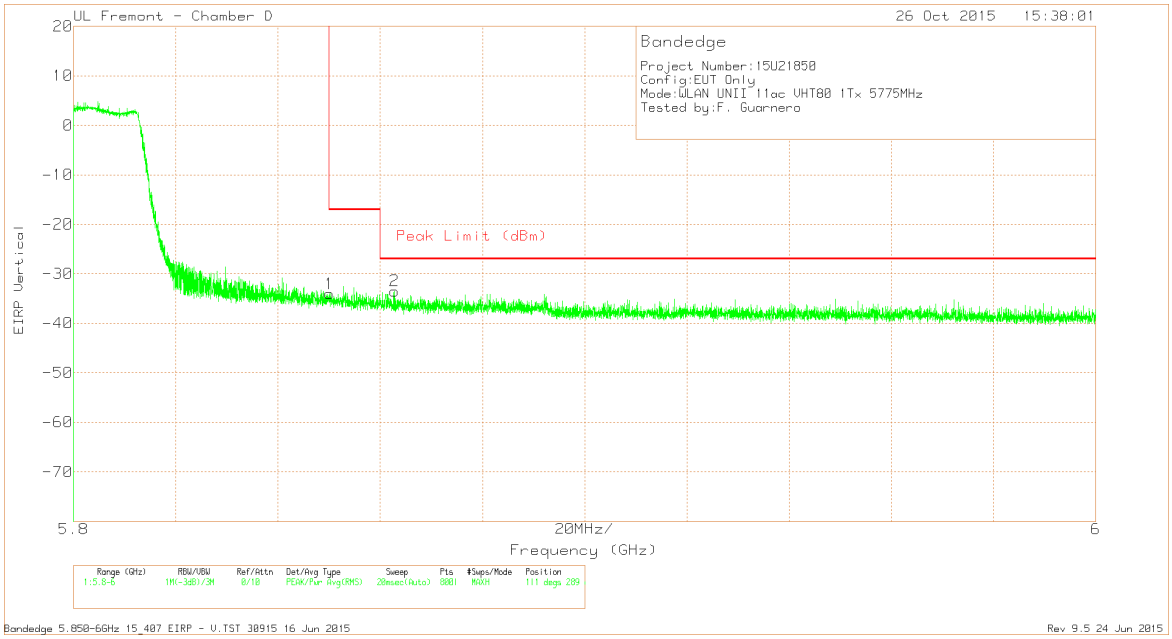

DATA

Marker	Frequency (GHz)	Meter Reading (dBm)	Det	AF T344 (dB/m)	Amp/Cbl/Fltr/Pad (dB)	Conversion Factor (dB)	Corrected Reading EIRP	Peak Limit (dBm)	PK Margin (dB)	Azimuth (Degs)	Height (cm)	Polarity
1	5.85	-63.01	Pk	34.9	-17.7	11.8	-34.01	-17	-17.01	111	289	V
2	5.863	-62.65	Pk	35	-17.6	11.8	-33.45	-27	-6.45	111	289	V

Pk - Peak detector

UL VERIFICATION SERVICES INC. FORM NO: CCSUP4701J
47173 BENICIA STREET, FREMONT, CA 94538, USA TEL: (510) 771-1000 FAX: (510) 661-0888
This report shall not be reproduced except in full, without the written approval of UL Verification Services Inc.

CHANNEL 155 HARMONICS AND SPURIOUS EMISSIONS

CHANNEL 155 HORIZONTAL PLOT

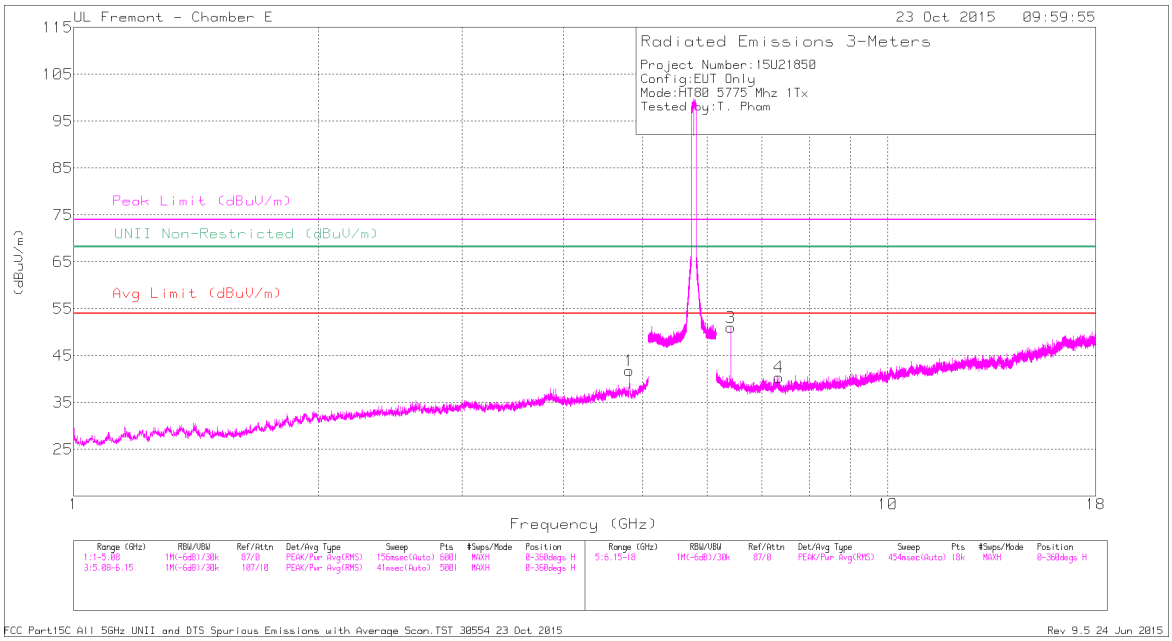

CHANNEL 155 VERTICAL PLOT

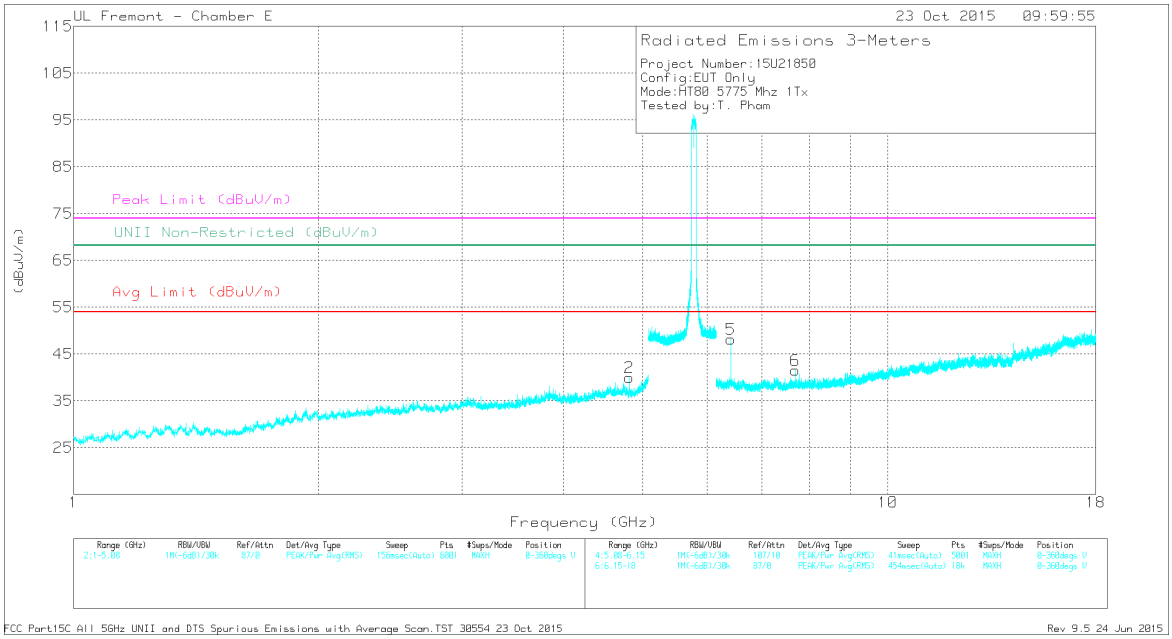

This report shall not be reproduced except in full, without the written approval of UL Verification Services Inc.

DATA

Marker	Frequency (GHz)	Meter Reading (dBuV)	Det	AF T346 (dB/m)	Amp/Cbl/Fltr/Pad (dB)	DC Corr (dB)	Corrected Reading (dBuV/m)	Avg Limit (dBuV/m)	Margin (dB)	Peak Limit (dBuV/m)	PK Margin (dB)	UNII Non-Restricted (dBuV/m)	PK Margin (dB)	Azimuth (Degs)	Height (cm)	Polarity
1	* 4.813	46.98	PK-U	34.1	-29		52.08	-	-	74	-21.92	-	-	272	263	H
	* 4.812	34.94	ADR	34.1	-29	.12	40.04	54	-13.96	-	-	-	-	272	263	H
2	* 4.812	44.54	PK-U	34.1	-29		49.64	-	-	74	-24.36	-	-	0	347	V
	* 4.813	33.44	ADR	34.1	-29	.12	38.54	54	-15.46	-	-	-	-	0	347	V
3	6.416	46.08	PK-U	35.5	-27.6		53.98	-	-	-	-	68.2	-14.22	20	252	V
4	* 7.346	39.23	PK-U	35.5	-27.2		47.53	-	-	74	-26.47	-	-	241	189	H
	* 7.348	27.47	ADR	35.5	-27.2	.12	35.77	54	-18.23	-	-	-	-	241	189	H
5	6.417	47.3	PK-U	35.5	-27.6		55.2	-	-	-	-	68.2	-13	196	202	H
6	* 7.699	39.94	PK-U	35.8	-27.2		48.54	-	-	74	-25.46	-	-	37	229	V
	* 7.7	27.91	ADR	35.8	-27.2	.12	36.51	54	-17.49	-	-	-	-	37	229	V

* - indicates frequency in CFR15.205/IC7.2.2 Restricted Band

PK-U - U-NII: Maximum Peak

ADR - U-NII AD primary method, RMS average

This report shall not be reproduced except in full, without the written approval of UL Verification Services Inc.

9.13. 802.11ac HT80 2TX CDD MODE IN THE 5.8 GHz BAND

RESTRICTED BANDEDGE CHAIN 0 + 1 (LOW CHANNEL)

LOW CHANNEL HORIZONTAL PLOT

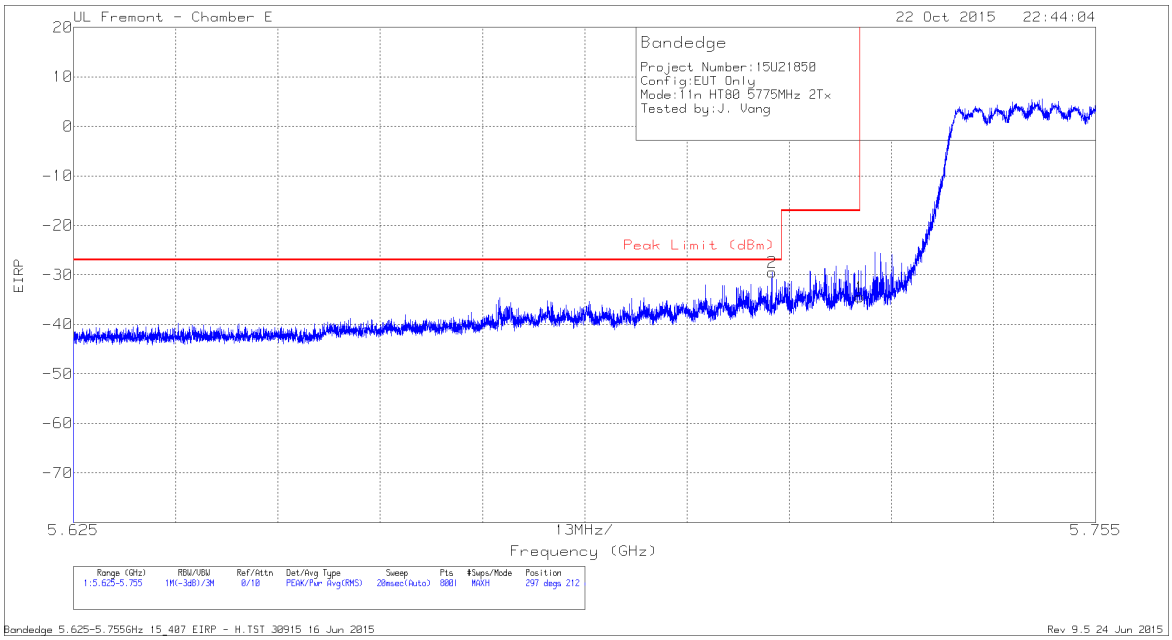

DATA

Marker	Frequency (GHz)	Meter Reading (dBm)	Det	AF T346 (dB/m)	Amp/Cbl/Fltr/Pad (dB)	Conversion Factor (dB)	Corrected Reading EIRP	Peak Limit (dBm)	PK Margin (dB)	Azimuth (Degs)	Height (cm)	Polarity
1	5.725	-61.15	Pk	34.7	-19.8	11.8	-34.45	-17	-17.45	297	212	H
2	5.714	-56.13	Pk	34.7	-19.8	11.8	-29.43	-27	-2.43	297	212	H

Pk - Peak detector

This report shall not be reproduced except in full, without the written approval of UL Verification Services Inc.

LOW CHANNEL VERTICAL PLOT

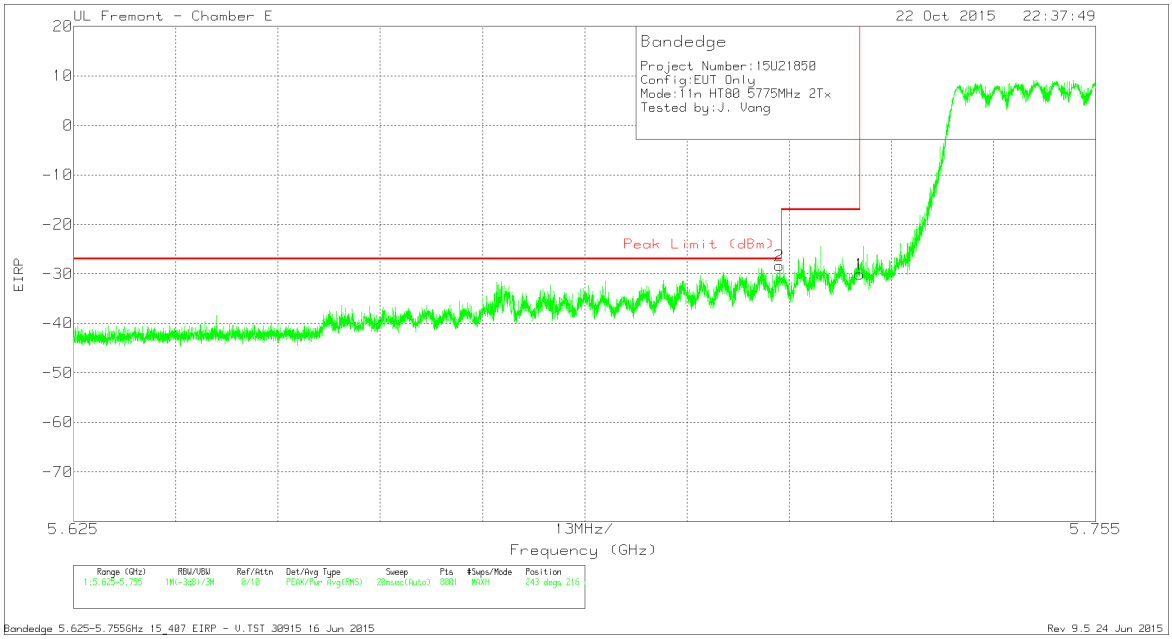

DATA

Marker	Frequency (GHz)	Meter Reading (dBm)	Det	AF T346 (dB/m)	Amp/Cbl/Fltr/Pad (dB)	Conversion Factor (dB)	Corrected Reading EIRP	Peak Limit (dBm)	PK Margin (dB)	Azimuth (Degs)	Height (cm)	Polarity
1	5.725	-56.79	Pk	34.7	-19.8	11.8	-30.09	-17	-13.09	243	216	V
2	5.715	-55.05	Pk	34.7	-19.8	11.8	-28.35	-27	-1.35	243	216	V

Pk - Peak detector

This report shall not be reproduced except in full, without the written approval of UL Verification Services Inc.

RESTRICTED BANDEDGE CHAIN 0 + 1 (HIGH)

HIGH CHANNEL HORIZONTAL PLOT

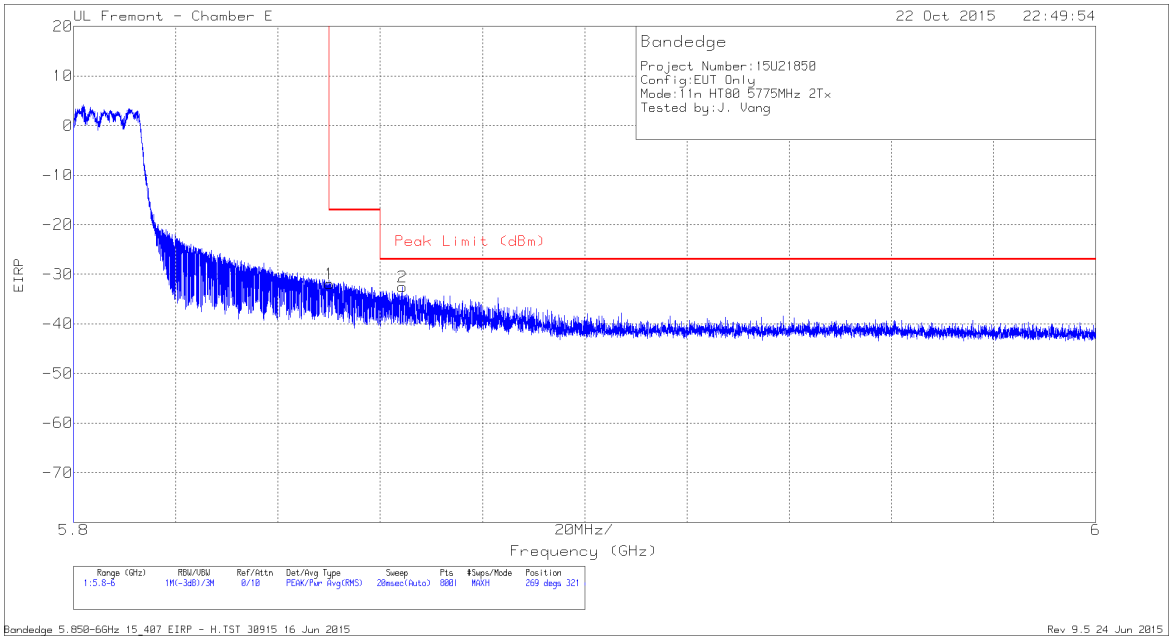

DATA

Marker	Frequency (GHz)	Meter Reading (dBm)	Det	AF T346 (dB/m)	Amp/Cbl/Fltr/Pad (dB)	Conversion Factor (dB)	Corrected Reading EIRP	Peak Limit (dBm)	PK Margin (dB)	Azimuth (Degs)	Height (cm)	Polarity
1	5.85	-58.66	Pk	34.9	-20	11.8	-31.96	-17	-14.96	269	321	H
2	5.864	-59.4	Pk	34.9	-19.8	11.8	-32.5	-27	-5.5	269	321	H

Pk - Peak detector

This report shall not be reproduced except in full, without the written approval of UL Verification Services Inc.

HIGH CHANNEL VERTICAL PLOT

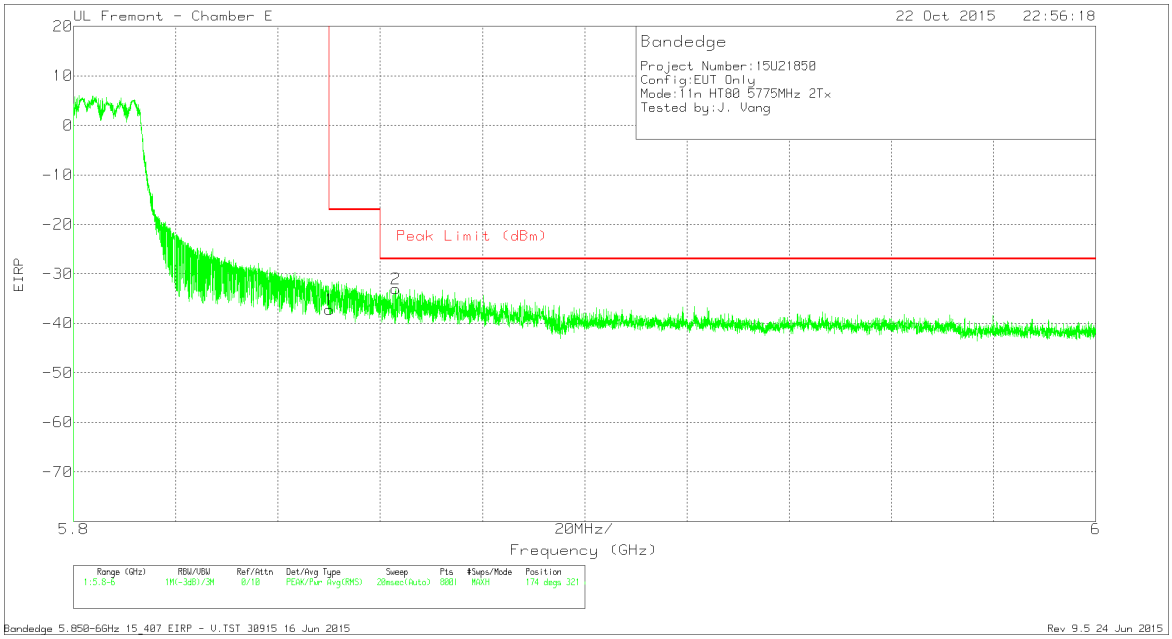

DATA

Marker	Frequency (GHz)	Meter Reading (dBm)	Det	AF T346 (dB/m)	Amp/Cbl/Fltr/Pad (dB)	Conversion Factor (dB)	Corrected Reading EIRP	Peak Limit (dBm)	PK Margin (dB)	Azimuth (Degs)	Height (cm)	Polarity
1	5.85	-63.86	Pk	34.9	-20	11.8	-37.16	-17	-20.16	174	321	V
2	5.863	-59.97	Pk	34.9	-19.8	11.8	-33.07	-27	-6.07	174	321	V

Pk - Peak detector

This report shall not be reproduced except in full, without the written approval of UL Verification Services Inc.

CHANNEL 155 HARMONICS AND SPURIOUS EMISSIONS

CHANNEL 155 HORIZONTAL PLOT

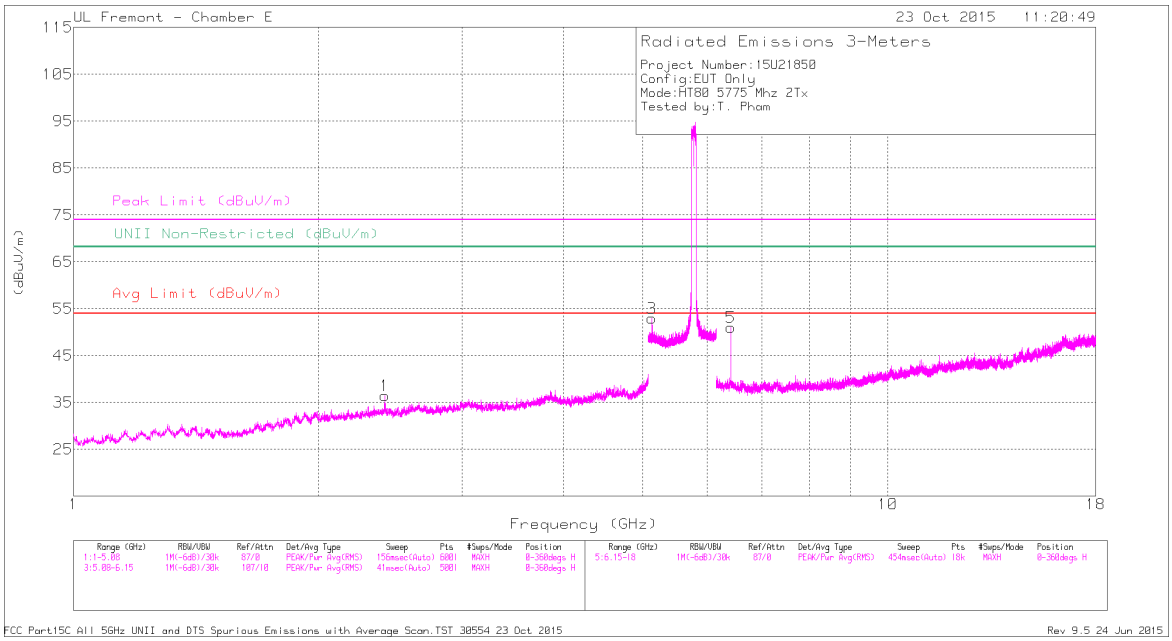

CHANNEL 155 VERTICAL PLOT

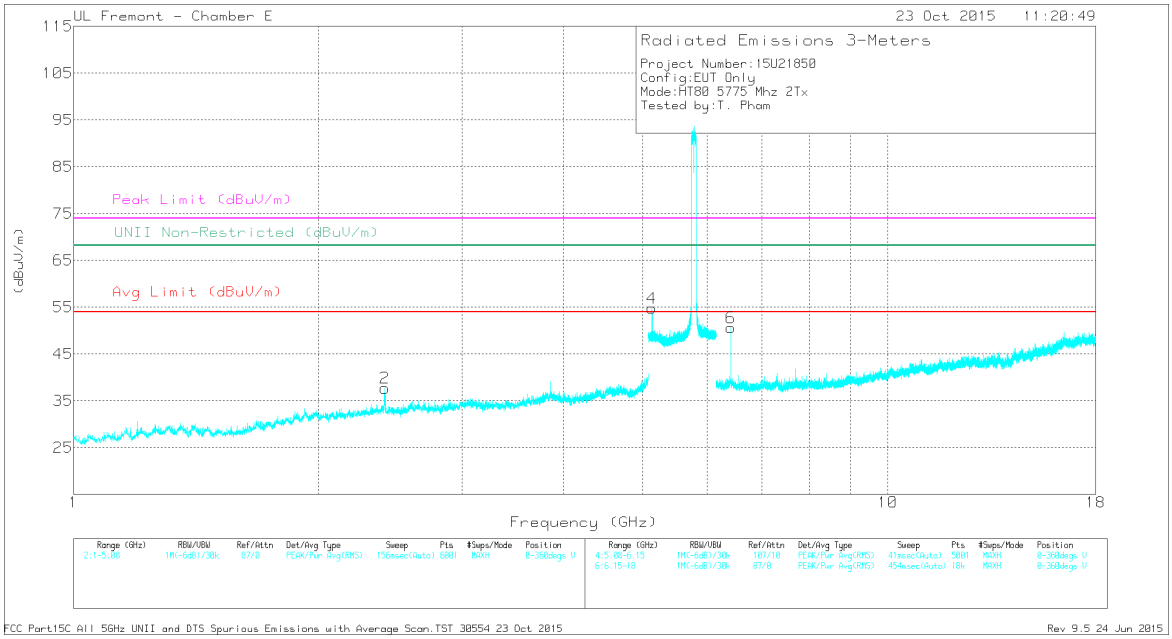

This report shall not be reproduced except in full, without the written approval of UL Verification Services Inc.

DATA

Marker	Frequency (GHz)	Meter Reading (dBuV)	Det	AF T346 (dB/m)	Amp/Cbl/Fltr/Pad (dB)	DC Corr (dB)	Corrected Reading (dBuV/m)	Avg Limit (dBuV/m)	Margin (dB)	Peak Limit (dBuV/m)	PK Margin (dB)	UNII Non-Restricted (dBuV/m)	PK Margin (dB)	Azimuth (Degs)	Height (cm)	Polarity
1	2.411	47.01	PK-U	32.1	-32.3		46.81	-	-	-	-	68.2	-21.39	90	366	H
2	2.41	48.46	PK-U	32.1	-32.3		48.26	-	-	-	-	68.2	-19.94	273	395	V
3	* 5.133	46.58	PK-U	34.3	-20.5		60.38	-	-	74	-13.62	-	-	213	223	H
	* 5.133	37.77	ADR	34.3	-20.5	.11	51.57	54	-2.43	-	-	-	-	213	223	H
4	* 5.133	47.38	PK-U	34.3	-20.5		61.18	-	-	74	-12.82	-	-	267	219	V
	* 5.133	39.89	ADR	34.3	-20.5	.11	53.69	54	-.31	-	-	-	-	267	219	V
5	6.417	47.75	PK-U	35.5	-27.6		55.65	-	-	-	-	68.2	-12.55	247	129	H
6	6.417	46.98	PK-U	35.5	-27.6		54.88	-	-	-	-	68.2	-13.32	231	218	V

* - indicates frequency in CFR15.205/IC7.2.2 Restricted Band

PK-U - U-NII: Maximum Peak

ADR - U-NII AD primary method, RMS average

UL VERIFICATION SERVICES INC. FORM NO: CCSUP4701J
47173 BENICIA STREET, FREMONT, CA 94538, USA TEL: (510) 771-1000 FAX: (510) 661-0888
This report shall not be reproduced except in full, without the written approval of UL Verification Services Inc.

RESTRICTED BANDEDGE CHAIN 0 + 2 (LOW CHANNEL)

LOW CHANNEL HORIZONTAL PLOT

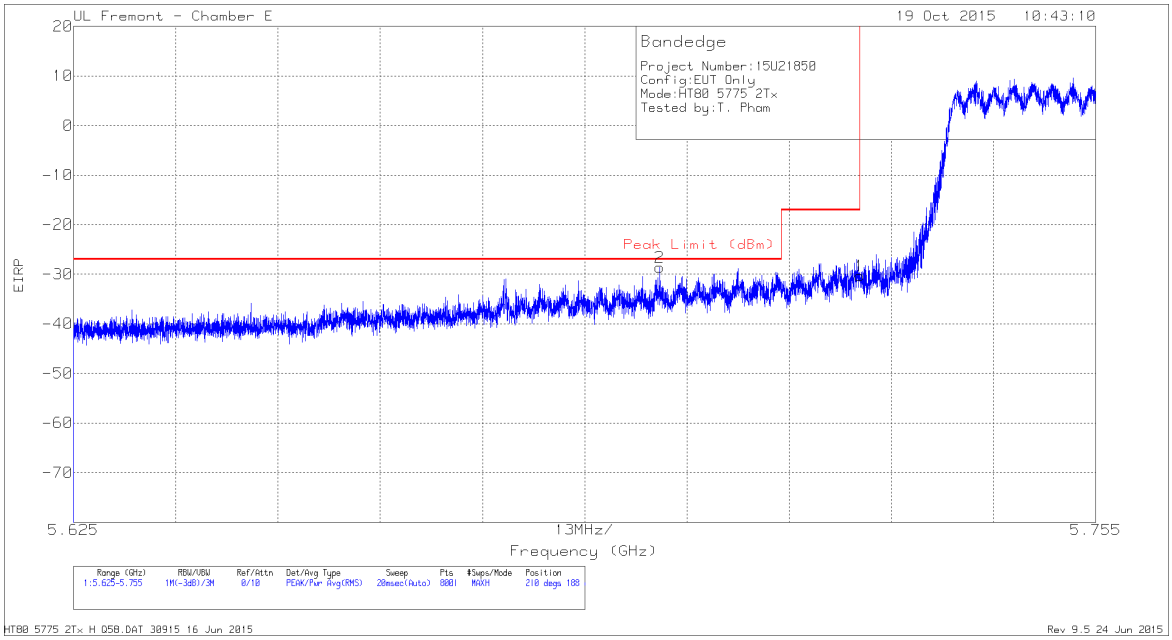

DATA

Marker	Frequency (GHz)	Meter Reading (dBm)	Det	AF T346 (dB/m)	Amp/Cbl/Fltr/Pad (dB)	Conversion Factor (dB)	Corrected Reading EIRP	Peak Limit (dBm)	PK Margin (dB)	Azimuth (Degs)	Height (cm)	Polarity
1	5.725	-56.67	Pk	34.7	-20.1	11.8	-30.27	-17	-13.27	210	188	H
2	5.7	-54.99	Pk	34.7	-20.1	11.8	-28.59	-27	-1.59	210	188	H

Pk - Peak detector

This report shall not be reproduced except in full, without the written approval of UL Verification Services Inc.

LOW CHANNEL VERTICAL PLOT

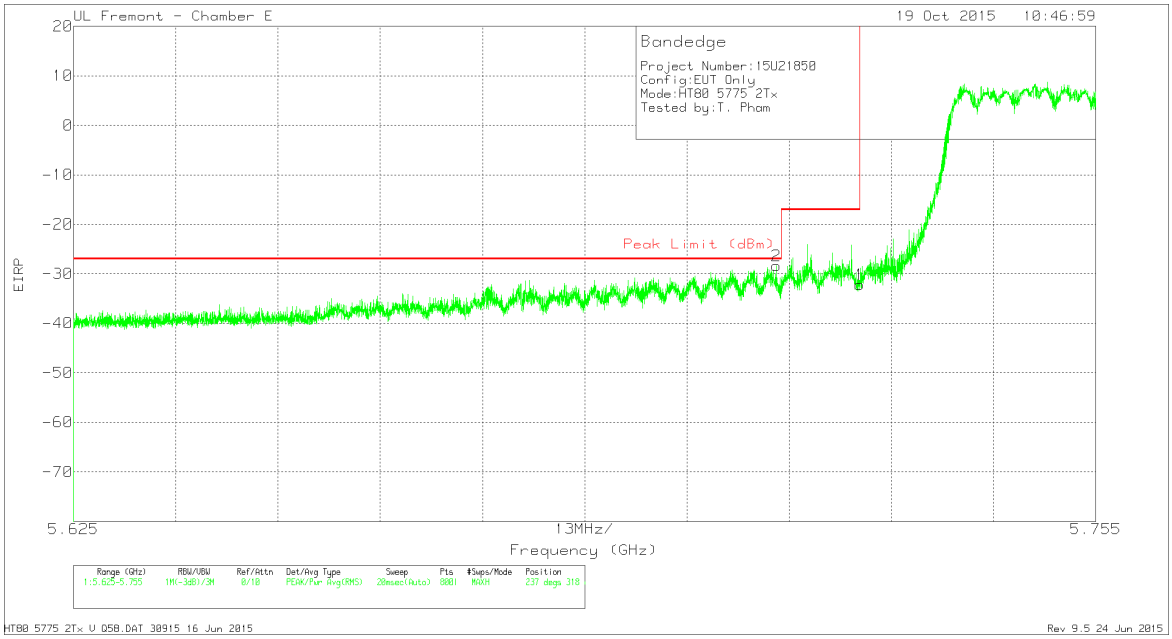

DATA

Marker	Frequency (GHz)	Meter Reading (dBm)	Det	AF T346 (dB/m)	Amp/Cbl/Fltr/Pad (dB)	Conversion Factor (dB)	Corrected Reading EIRP	Peak Limit (dBm)	PK Margin (dB)	Azimuth (Degs)	Height (cm)	Polarity
1	5.725	-58.57	Pk	34.7	-20.1	11.8	-32.17	-17	-15.17	237	318	V
2	5.714	-54.78	Pk	34.7	-20.1	11.8	-28.38	-27	-1.38	237	318	V

Pk - Peak detector

UL VERIFICATION SERVICES INC. FORM NO: CCSUP4701J
47173 BENICIA STREET, FREMONT, CA 94538, USA TEL: (510) 771-1000 FAX: (510) 661-0888
This report shall not be reproduced except in full, without the written approval of UL Verification Services Inc.

RESTRICTED BANDEDGE CHAIN 0 + 2 (HIGH)

HIGH CHANNEL HORIZONTAL PLOT

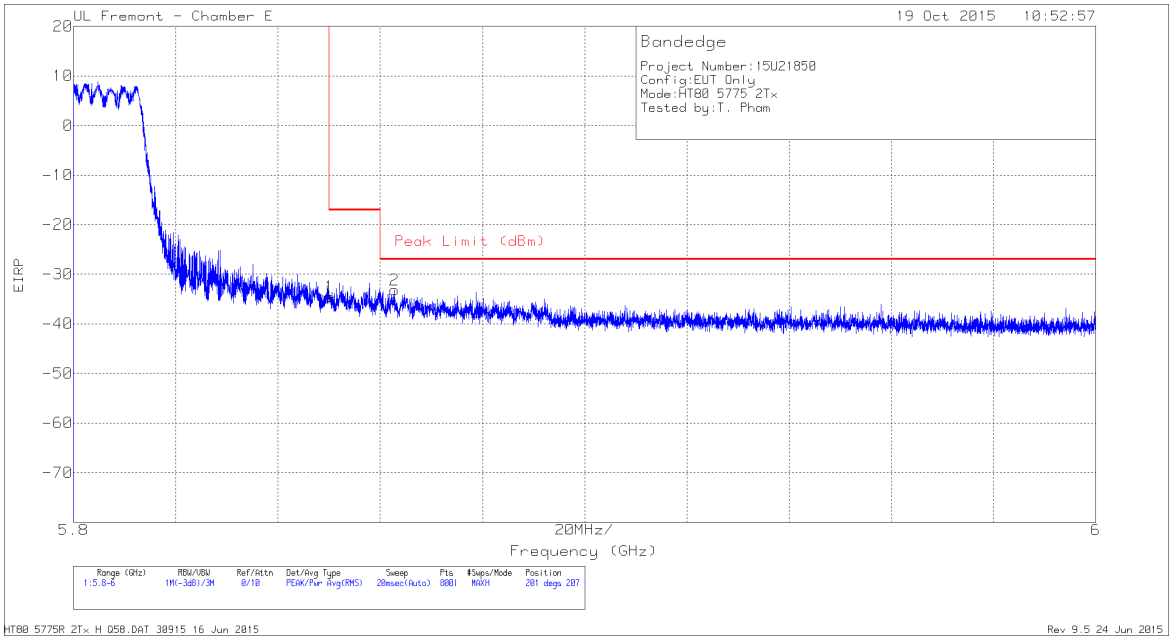

DATA

Marker	Frequency (GHz)	Meter Reading (dBm)	Det	AF T346 (dB/m)	Amp/Cbl/Fltr/Pad (dB)	Conversion Factor (dB)	Corrected Reading EIRP	Peak Limit (dBm)	PK Margin (dB)	Azimuth (Degs)	Height (cm)	Polarity
1	5.85	-60.88	Pk	34.9	-20.3	11.8	-34.48	-17	-17.48	201	207	H
2	5.863	-59.47	Pk	34.9	-20.4	11.8	-33.17	-27	-6.17	201	207	H

Pk - Peak detector

UL VERIFICATION SERVICES INC. FORM NO: CCSUP4701J
47173 BENICIA STREET, FREMONT, CA 94538, USA TEL: (510) 771-1000 FAX: (510) 661-0888
This report shall not be reproduced except in full, without the written approval of UL Verification Services Inc.

HIGH CHANNEL VERTICAL PLOT

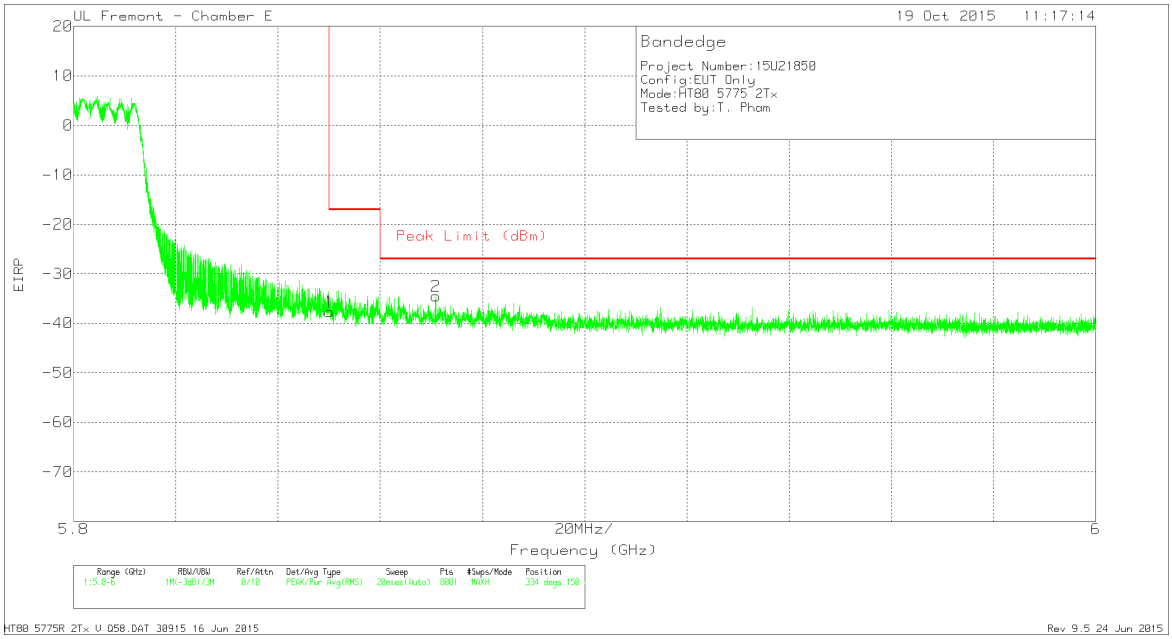

DATA

Marker	Frequency (GHz)	Meter Reading (dBm)	Det	AF T346 (dB/m)	Amp/Cbl/Fltr/Pad (dB)	Conversion Factor (dB)	Corrected Reading EIRP	Peak Limit (dBm)	PK Margin (dB)	Azimuth (Degs)	Height (cm)	Polarity
1	5.85	-64.03	Pk	34.9	-20.3	11.8	-37.63	-17	-20.63	334	150	V
2	5.871	-60.83	Pk	34.9	-20.4	11.8	-34.53	-27	-7.53	334	150	V

Pk - Peak detector

UL VERIFICATION SERVICES INC. FORM NO: CCSUP4701J
47173 BENICIA STREET, FREMONT, CA 94538, USA TEL: (510) 771-1000 FAX: (510) 661-0888
This report shall not be reproduced except in full, without the written approval of UL Verification Services Inc.

CHANNEL 155 HARMONICS AND SPURIOUS EMISSIONS

CHANNEL 155 HORIZONTAL PLOT

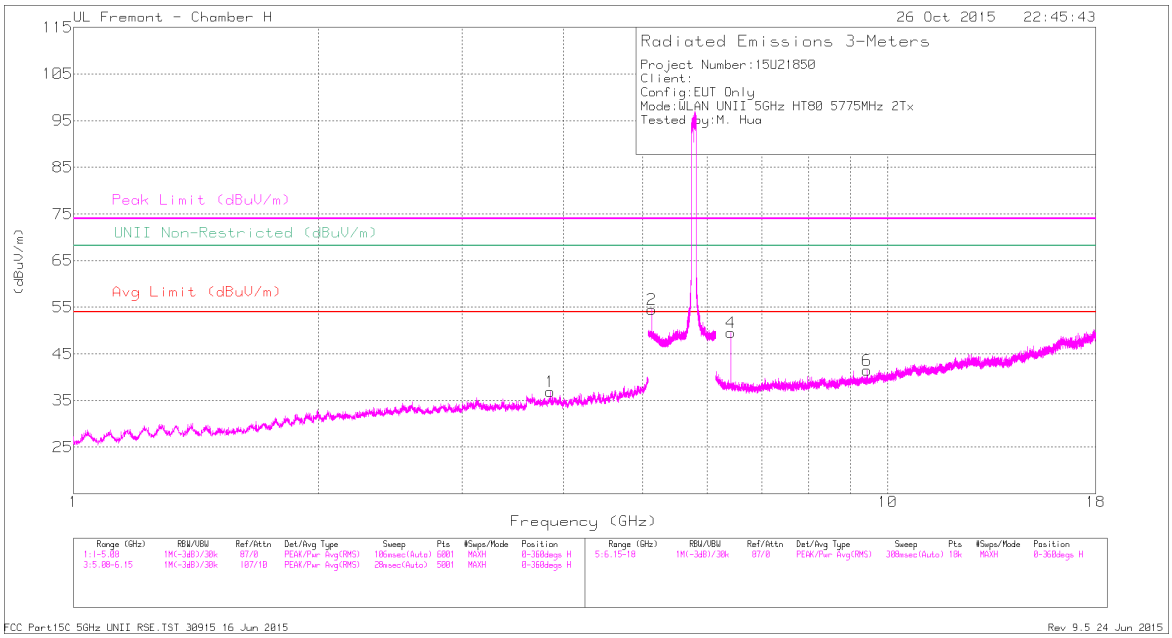

CHANNEL 155 VERTICAL PLOT

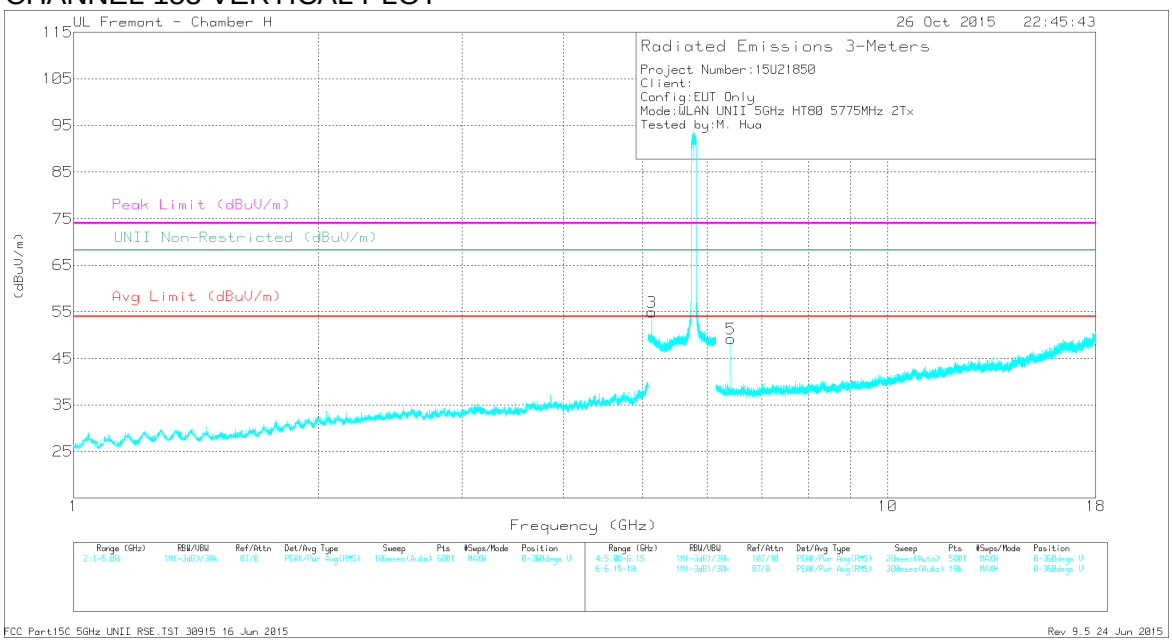

This report shall not be reproduced except in full, without the written approval of UL Verification Services Inc.

DATA

Marker	Frequency (GHz)	Meter Reading (dBuV)	Det	AF T863 (dB/m)	Amp/Cbl/Fltr/Pad (dB)	DC Corr (dB)	Corrected Reading (dBuV/m)	Avg Limit (dBuV/m)	Margin (dB)	Peak Limit (dBuV/m)	PK Margin (dB)	UNII Non-Restricted (dBuV/m)	PK Margin (dB)	Azimuth (Degs)	Height (cm)	Polarity
1	* 3.85	42.82	PK-U	33.5	-31.4	0	44.92	-	-	74	-29.08	-	-	221	220	H
	* 3.85	33.5	ADR	33.5	-31.4	.11	35.71	54	-18.29	-	-	-	-	221	220	H
2	* 5.133	41.05	PK-U	34.4	-18.8	0	56.65	-	-	74	-17.35	-	-	188	193	H
	* 5.133	37.76	ADR	34.4	-18.8	.11	53.47	54	-.53	-	-	-	-	188	193	H
3	* 5.134	41.45	PK-U	34.4	-18.8	0	57.05	-	-	74	-16.95	-	-	327	189	V
	* 5.133	37.8	ADR	34.4	-18.8	.11	53.51	54	-.49	-	-	-	-	327	189	V
4	6.417	47.3	PK-U	35.6	-29.4	0	53.5	-	-	-	-	68.2	-14.7	212	101	H
5	6.417	47.79	PK-U	35.6	-29.4	0	53.99	-	-	-	-	68.2	-14.21	1	306	V
6	* 9.428	37.07	PK-U	36.5	-26.1	0	47.47	-	-	74	-26.53	-	-	0	387	H
	* 9.43	25.04	ADR	36.5	-26.1	.11	35.55	54	-18.45	-	-	-	-	0	387	H

* - indicates frequency in CFR15.205/IC7.2.2 Restricted Band

PK-U - U-NII: Maximum Peak

ADR - U-NII AD primary method, RMS average

UL VERIFICATION SERVICES INC. FORM NO: CCSUP4701J
47173 BENICIA STREET, FREMONT, CA 94538, USA TEL: (510) 771-1000 FAX: (510) 661-0888
This report shall not be reproduced except in full, without the written approval of UL Verification Services Inc.

RESTRICTED BANDEDGE CHAIN 1 + 2 (LOW CHANNEL)

LOW CHANNEL HORIZONTAL PLOT

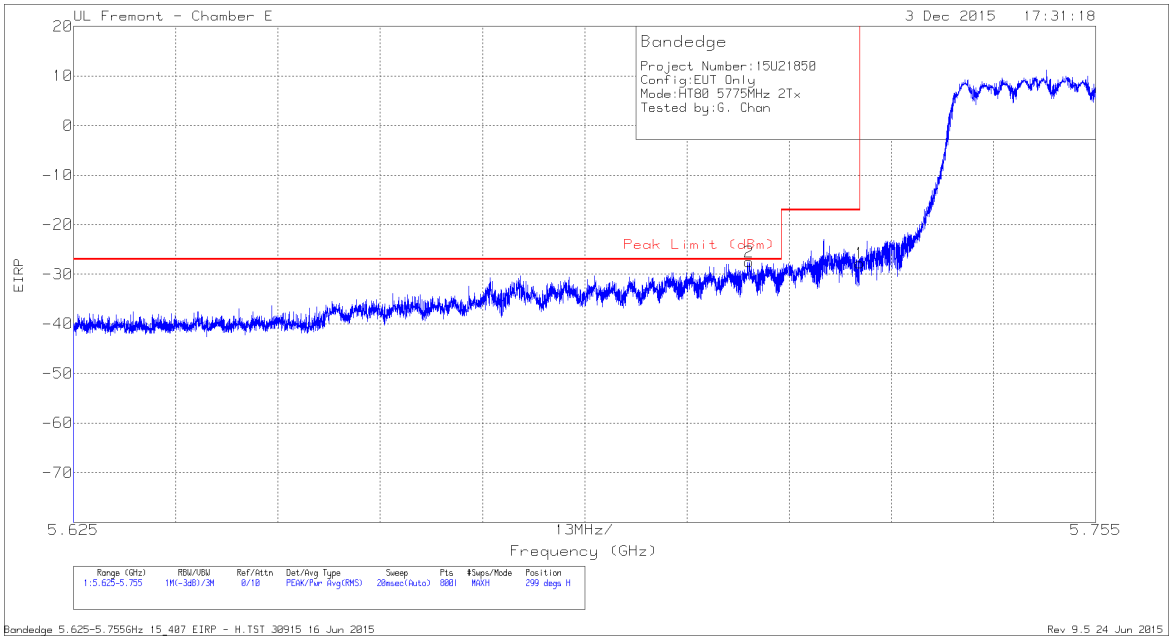

DATA

Marker	Frequency (GHz)	Meter Reading (dBm)	Det	AF T346 (dB/m)	Amp/Cbl/Fltr/Pad (dB)	Conversion Factor (dB)	Corrected Reading EIRP	Peak Limit (dBm)	PK Margin (dB)	Azimuth (Degs)	Height (cm)	Polarity
2	5.711	-54.25	Pk	34.7	-19.8	11.8	-27.55	-27	-.55	299	231	H
1	5.725	-54.46	Pk	34.7	-19.8	11.8	-27.76	-17	-10.76	299	231	H

Pk - Peak detector

This report shall not be reproduced except in full, without the written approval of UL Verification Services Inc.

LOW CHANNEL VERTICAL PLOT

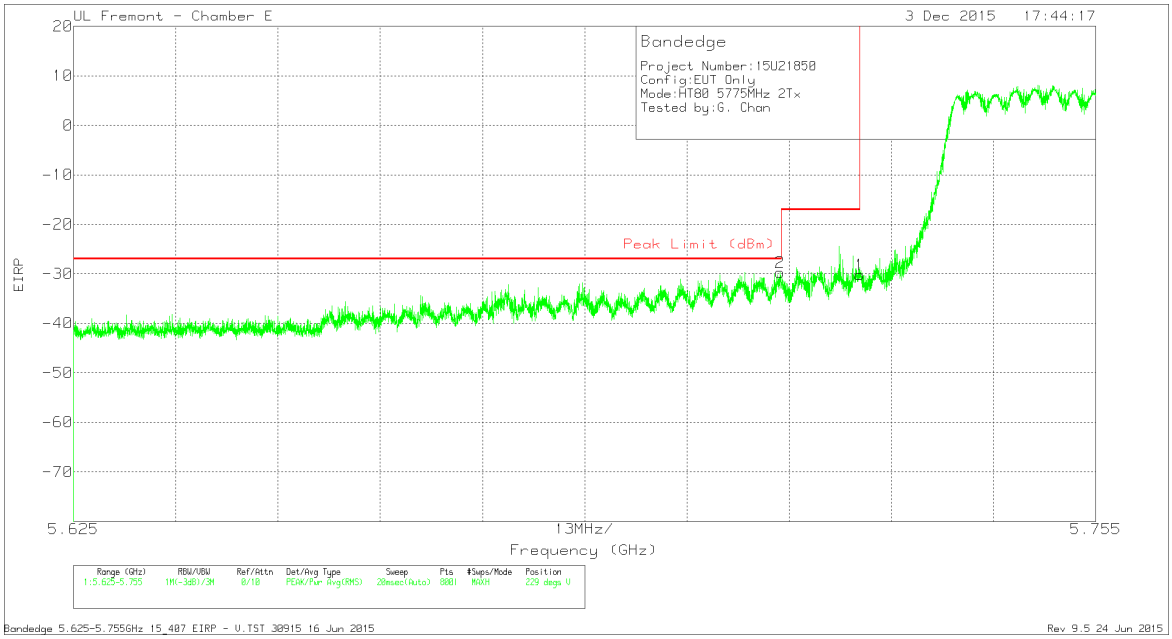

DATA

Marker	Frequency (GHz)	Meter Reading (dBm)	Det	AF T346 (dB/m)	Amp/Cbl/Fltr/Pad (dB)	Conversion Factor (dB)	Corrected Reading EIRP	Peak Limit (dBm)	PK Margin (dB)	Azimuth (Degs)	Height (cm)	Polarity
2	5.715	-56.43	Pk	34.7	-19.8	11.8	-29.73	-27	-2.73	229	251	V
1	5.725	-56.85	Pk	34.7	-19.8	11.8	-30.15	-17	-13.15	229	251	V

Pk - Peak detector

UL VERIFICATION SERVICES INC. FORM NO: CCSUP4701J
47173 BENICIA STREET, FREMONT, CA 94538, USA TEL: (510) 771-1000 FAX: (510) 661-0888
This report shall not be reproduced except in full, without the written approval of UL Verification Services Inc.

RESTRICTED BANDEDGE CHAIN 1 + 2 (HIGH)

HIGH CHANNEL HORIZONTAL PLOT

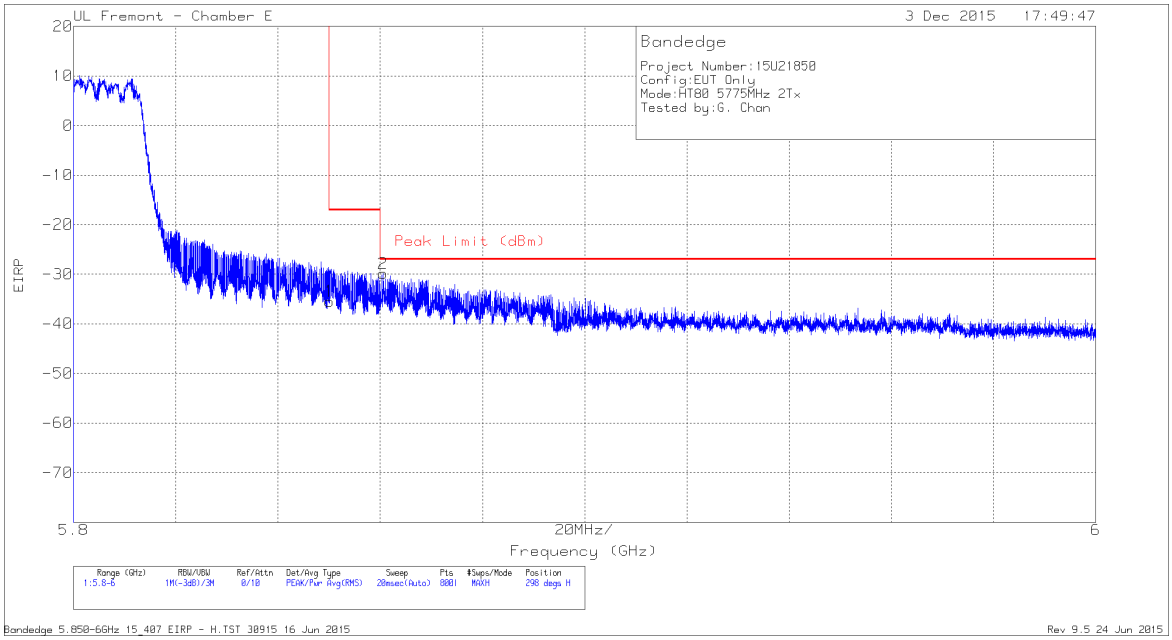

DATA

Marker	Frequency (GHz)	Meter Reading (dBm)	Det	AF T346 (dB/m)	Amp/Cbl/Fltr/Pad (dB)	Conversion Factor (dB)	Corrected Reading EIRP	Peak Limit (dBm)	PK Margin (dB)	Azimuth (Degs)	Height (cm)	Polarity
1	5.85	-62.12	Pk	34.9	-20	11.8	-35.42	-17	-18.42	298	176	H
2	5.861	-56.78	Pk	34.9	-19.8	11.8	-29.88	-27	-2.88	298	176	H

Pk - Peak detector

UL VERIFICATION SERVICES INC. FORM NO: CCSUP4701J
47173 BENICIA STREET, FREMONT, CA 94538, USA TEL: (510) 771-1000 FAX: (510) 661-0888
This report shall not be reproduced except in full, without the written approval of UL Verification Services Inc.

HIGH CHANNEL VERTICAL PLOT

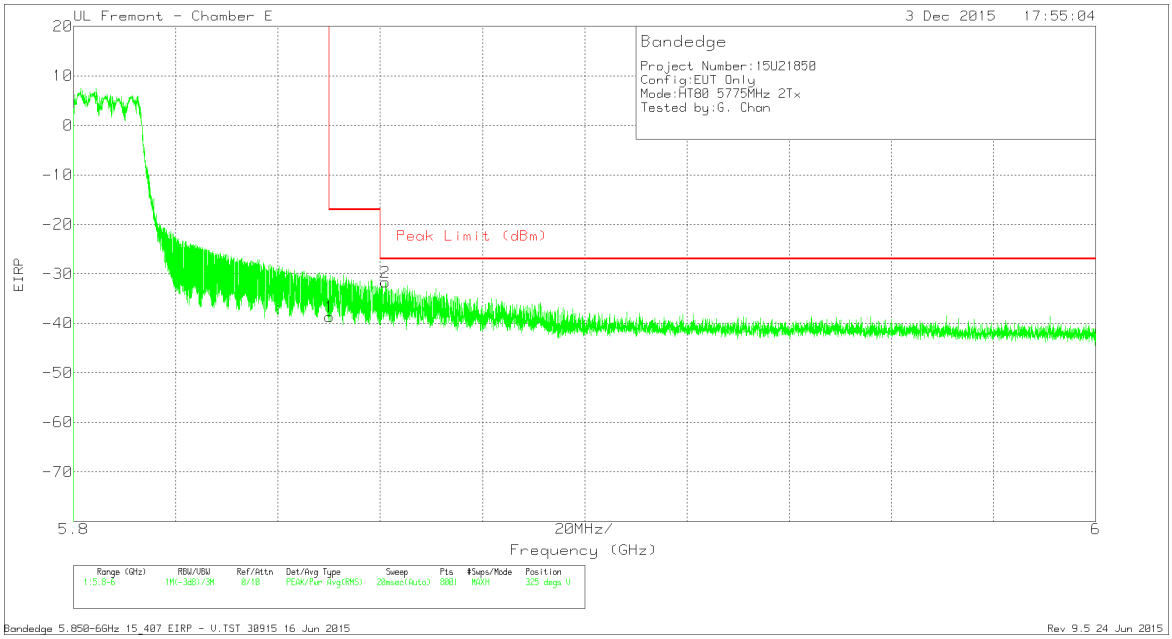

DATA

Marker	Frequency (GHz)	Meter Reading (dBm)	Det	AF T346 (dB/m)	Amp/Cbl/Fltr/Pad (dB)	Conversion Factor (dB)	Corrected Reading EIRP	Peak Limit (dBm)	PK Margin (dB)	Azimuth (Degs)	Height (cm)	Polarity
1	5.85	-65.38	Pk	34.9	-20	11.8	-38.68	-17	-21.68	325	188	V
2	5.861	-58.53	Pk	34.9	-19.8	11.8	-31.63	-27	-4.63	325	188	V

Pk - Peak detector

UL VERIFICATION SERVICES INC. FORM NO: CCSUP4701J
47173 BENICIA STREET, FREMONT, CA 94538, USA TEL: (510) 771-1000 FAX: (510) 661-0888
This report shall not be reproduced except in full, without the written approval of UL Verification Services Inc.

CHANNEL 155 HARMONICS AND SPURIOUS EMISSIONS

CHANNEL 155 HORIZONTAL PLOT

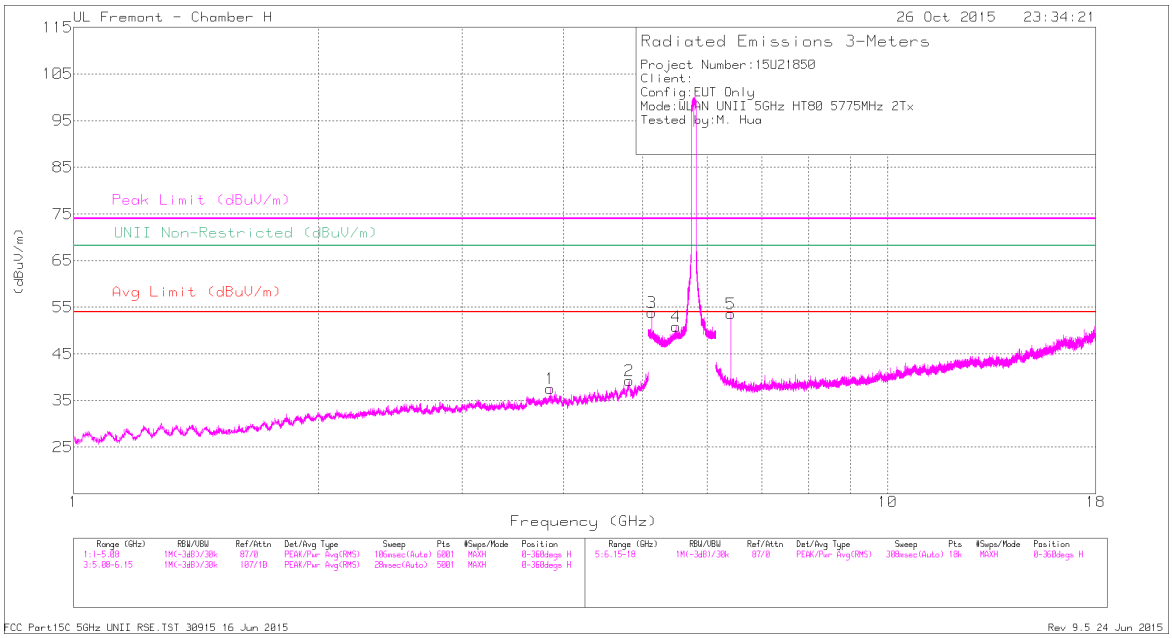

CHANNEL 155 VERTICAL PLOT

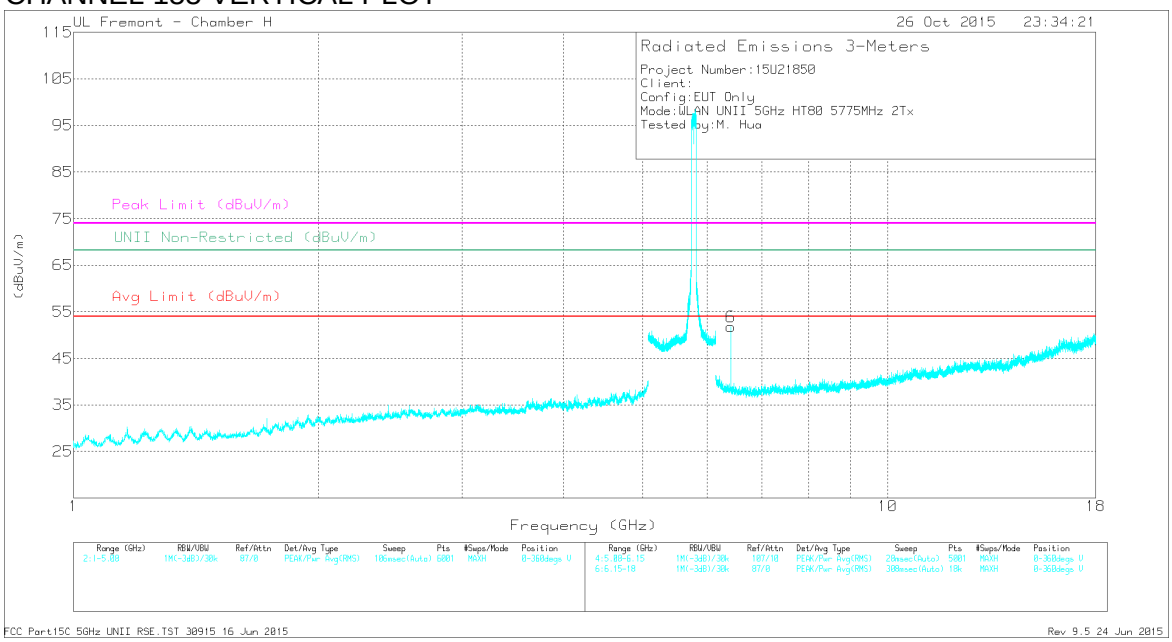

This report shall not be reproduced except in full, without the written approval of UL Verification Services Inc.

DATA

Marker	Frequency (GHz)	Meter Reading (dBuV)	Det	AF T863 (dB/m)	Amp/Cbl/Fltr/Pad (dB)	DC Corr (dB)	Corrected Reading (dBuV/m)	Avg Limit (dBuV/m)	Margin (dB)	Peak Limit (dBuV/m)	PK Margin (dB)	UNII Non-Restricted (dBuV/m)	PK Margin (dB)	Azimuth (Degs)	Height (cm)	Polarity
1	* 3.85	43.55	PK-U	33.5	-31.4	0	45.65	-	-	74	-28.35	-	-	224	195	H
	* 3.85	34.45	ADR	33.5	-31.4	.11	36.66	54	-17.34	-	-	-	-	224	195	H
2	* 4.813	43.52	PK-U	34.2	-30.8	0	46.92	-	-	74	-27.08	-	-	264	163	H
	* 4.813	31.74	ADR	34.2	-30.8	.11	35.25	54	-18.75	-	-	-	-	264	163	H
3	* 5.133	42.15	PK-U	34.4	-18.8	0	57.75	-	-	74	-16.25	-	-	334	290	H
	* 5.133	38.03	ADR	34.4	-18.8	.11	53.74	54	-.26	-	-	-	-	334	290	H
4	5.49	33.77	PK-U	35.5	-19.2	0	50.07	-	-	-	-	68.2	-18.13	33	143	H
5	6.417	51.16	PK-U	35.6	-29.4	0	57.36	-	-	-	-	68.2	-10.84	327	155	H
6	6.417	49.63	PK-U	35.6	-29.4	0	55.83	-	-	-	-	68.2	-12.37	42	160	V

* - indicates frequency in CFR15.205/IC7.2.2 Restricted Band

PK-U - U-NII: Maximum Peak

ADR - U-NII AD primary method, RMS average

This report shall not be reproduced except in full, without the written approval of UL Verification Services Inc.

9.15. 802.11ac HT80 2TX BF MODE IN THE 5.8 GHz BAND

RESTRICTED BANDEDGE CHAIN 0 + 1 (LOW)

LOW CHANNEL HORIZONTAL PLOT

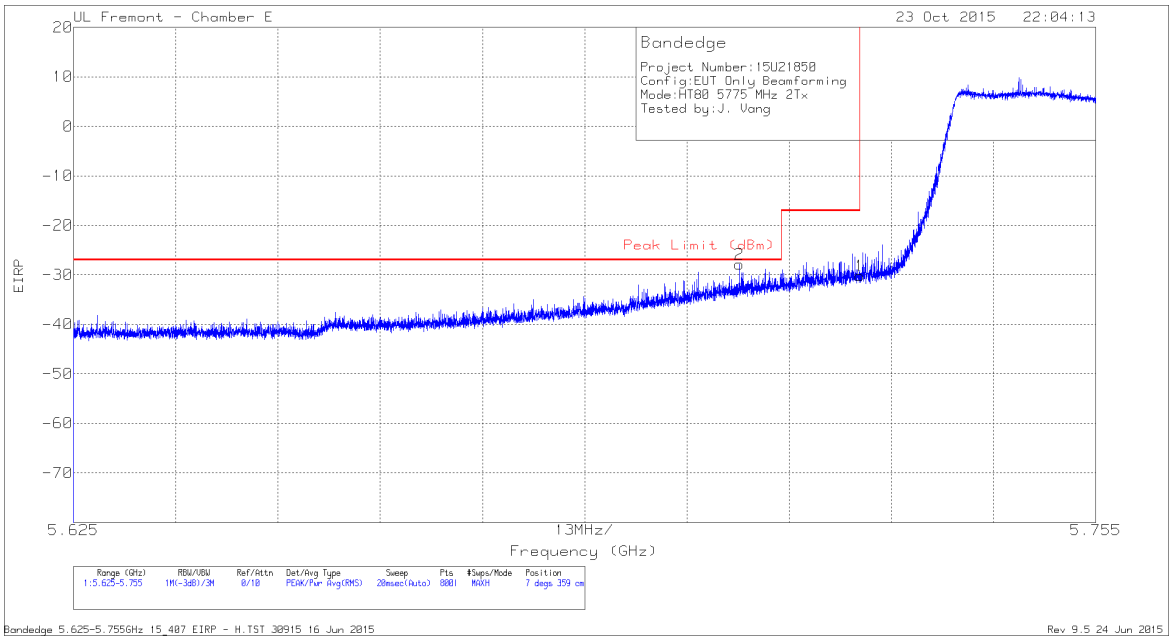

DATA

Trace Markers

Marker	Frequency (GHz)	Meter Reading (dBm)	Det	AF T346 (dB/m)	Amp/Cbl/Fltr/Pad (dB)	Conversion Factor (dB)	Corrected Reading EIRP	Peak Limit (dBm)	PK Margin (dB)	Azimuth (Degs)	Height (cm)	Polarity
2	5.71	-54.51	Pk	34.7	-19.8	11.8	-27.81	-27	-.81	7	359	H
1	5.725	-56.94	Pk	34.7	-19.8	11.8	-30.24	-17	-13.24	7	359	H

Pk - Peak detector

This report shall not be reproduced except in full, without the written approval of UL Verification Services Inc.

LOW CHANNEL VERTICAL PLOT

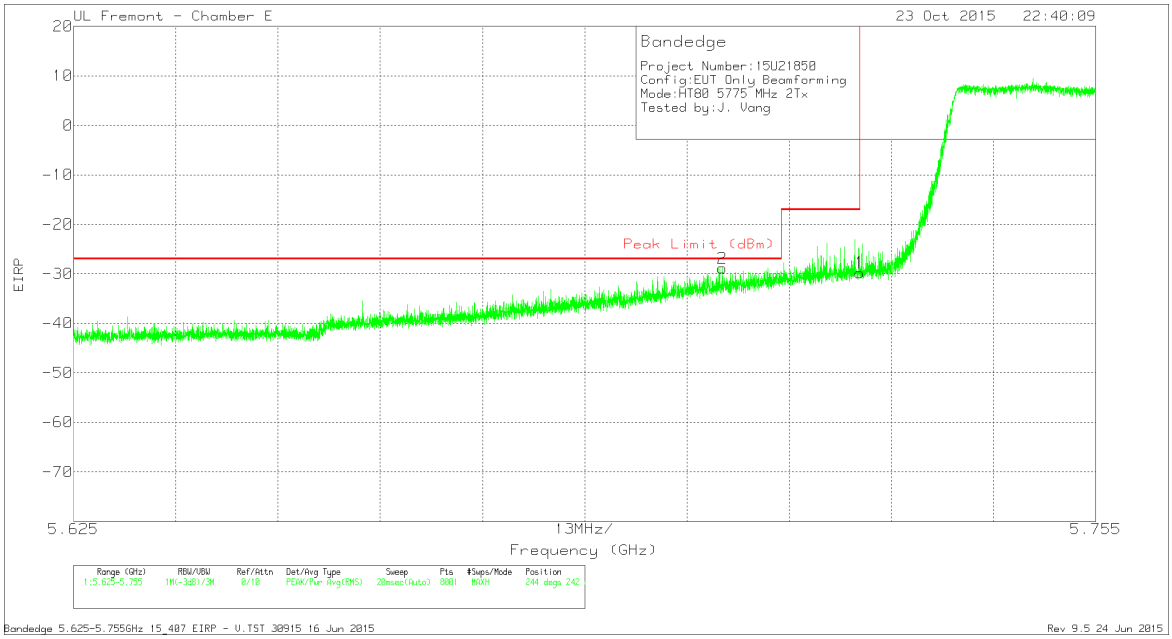

DATA

Trace Markers

Marker	Frequency (GHz)	Meter Reading (dBm)	Det	AF T346 (dB/m)	Amp/Cbl/Fltr/Pad (dB)	Conversion Factor (dB)	Corrected Reading EIRP	Peak Limit (dBm)	PK Margin (dB)	Azimuth (Degs)	Height (cm)	Polarity
2	5.708	-55.4	Pk	34.7	-19.9	11.8	-28.8	-27	-1.8	244	242	V
1	5.725	-56.47	Pk	34.7	-19.8	11.8	-29.77	-17	-12.77	244	242	V

Pk - Peak detector

This report shall not be reproduced except in full, without the written approval of UL Verification Services Inc.

RESTRICTED BANDEDGE CHAIN 0 + 1 (HIGH)

HIGH CHANNEL HORIZONTAL PLOT

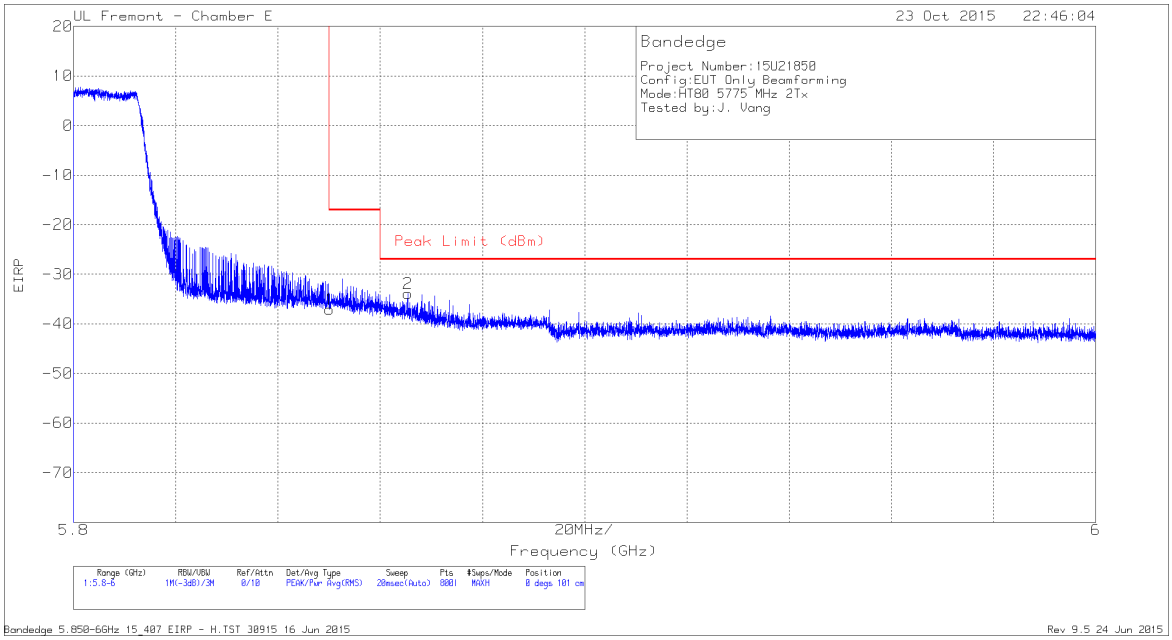

DATA

Trace Markers

Marker	Frequency (GHz)	Meter Reading (dBm)	Det	AF T346 (dB/m)	Amp/Cbl/Fltr/Pad (dB)	Conversion Factor (dB)	Corrected Reading EIRP	Peak Limit (dBm)	PK Margin (dB)	Azimuth (Degs)	Height (cm)	Polarity
1	5.85	-63.79	Pk	34.9	-20	11.8	-37.09	-17	-20.09	0	101	H
2	5.865	-60.73	Pk	34.9	-19.8	11.8	-33.83	-27	-6.83	0	101	H

Pk - Peak detector

UL VERIFICATION SERVICES INC. FORM NO: CCSUP4701J
47173 BENICIA STREET, FREMONT, CA 94538, USA TEL: (510) 771-1000 FAX: (510) 661-0888
This report shall not be reproduced except in full, without the written approval of UL Verification Services Inc.

HIGH CHANNEL VERTICAL PLOT

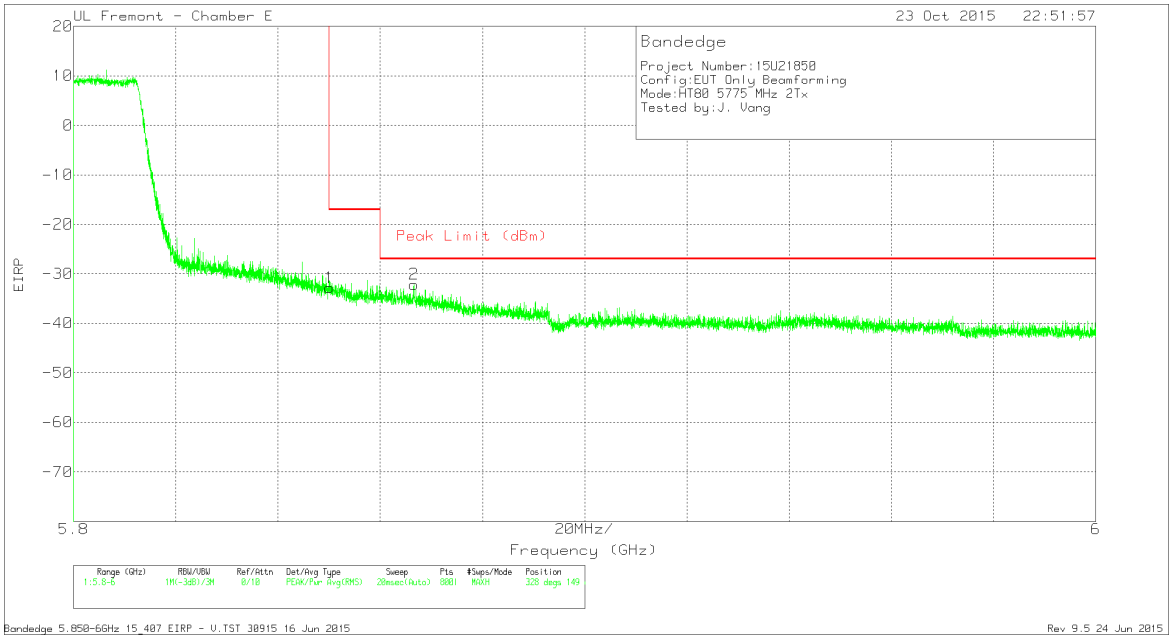

DATA

Trace Markers

Marker	Frequency (GHz)	Meter Reading (dBm)	Det	AF T346 (dB/m)	Amp/Cbl/Fltr/Pad (dB)	Conversion Factor (dB)	Corrected Reading EIRP	Peak Limit (dBm)	PK Margin (dB)	Azimuth (Degs)	Height (cm)	Polarity
1	5.85	-59.51	Pk	34.9	-20	11.8	-32.81	-17	-15.81	328	149	V
2	5.867	-59	Pk	34.9	-19.8	11.8	-32.1	-27	-5.1	328	149	V

Pk - Peak detector

This report shall not be reproduced except in full, without the written approval of UL Verification Services Inc.

CHANNEL 155 HARMONICS AND SPURIOUS EMISSIONS

CHANNEL 155 HORIZONTAL PLOT

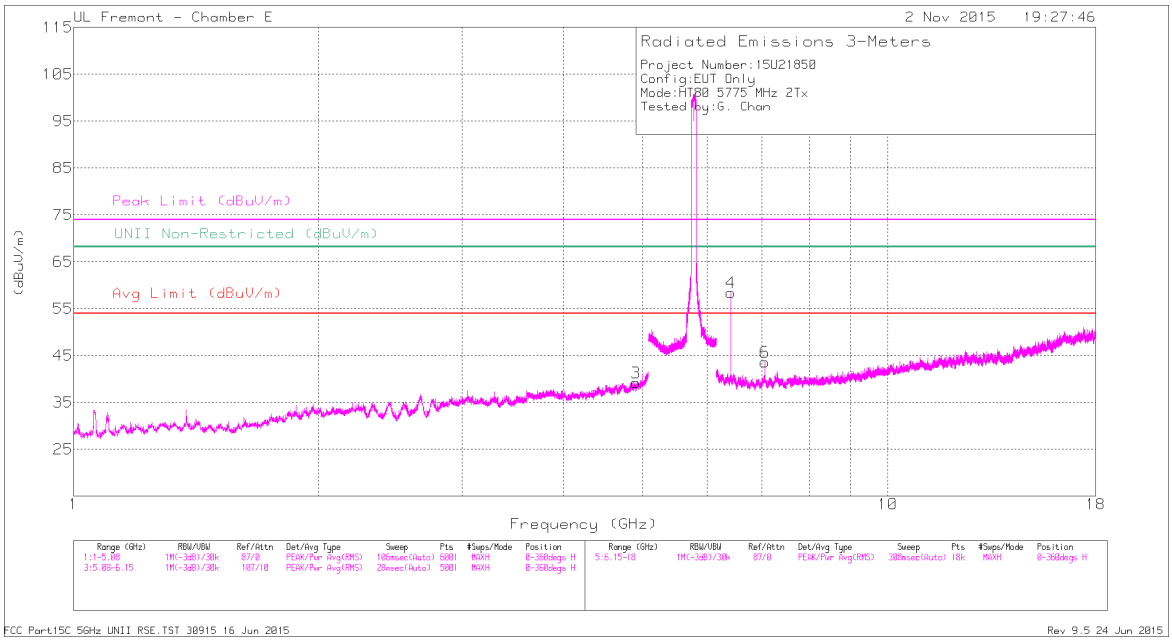

CHANNEL 155 VERTICAL PLOT

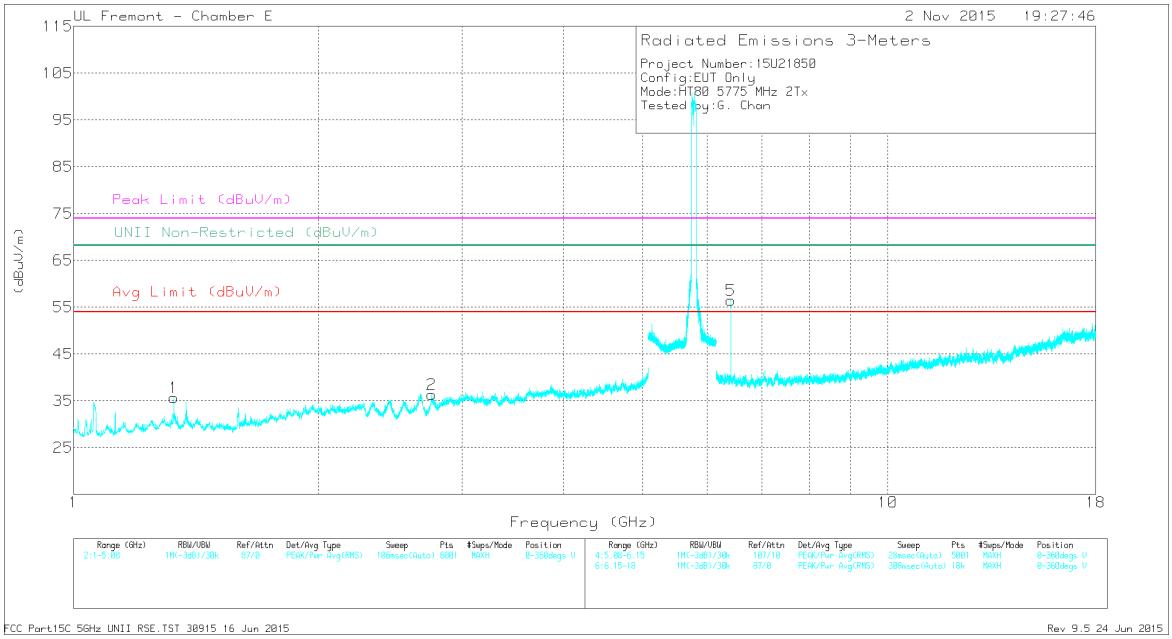

This report shall not be reproduced except in full, without the written approval of UL Verification Services Inc.

DATA

Radiated Emissions

Marker	Frequency (GHz)	Meter Reading (dBuV)	Det	AF T346 (dB/m)	Amp/Cbl/Fltr/Pad (dB)	DC Corr (dB)	Corrected Reading (dBuV/m)	Avg Limit (dBuV/m)	Margin (dB)	Peak Limit (dBuV/m)	PK Margin (dB)	UNII Non-Restricted (dBuV/m)	PK Margin (dB)	Azimuth (Degs)	Height (cm)	Polarity
3	* 4.903	41.93	PK-U	34.1	-29.6	0	46.43	-	-	74	-27.57	-	-	295	343	H
	* 4.904	29.69	ADR	34.1	-29.6	.30	34.3	54	-19.7	-	-	-	-	295	343	H
1	* 1.329	52.09	PK-U	28.9	-35.3	0	45.69	-	-	74	-28.31	-	-	322	221	V
	* 1.327	34.07	ADR	28.9	-35.3	.30	27.78	54	-26.22	-	-	-	-	322	221	V
2	* 2.754	44.2	PK-U	32.4	-32.2	0	44.4	-	-	74	-29.6	-	-	90	143	V
	* 2.753	31.14	ADR	32.4	-32.3	.30	31.35	54	-22.65	-	-	-	-	90	143	V
4	6.416	53	PK-U	35.5	-27.6	0	60.9	-	-	-	-	68.2	-7.3	355	126	V
5	6.417	54.03	PK-U	35.5	-27.6	0	61.93	-	-	-	-	68.2	-6.27	264	117	H
	6.417	46.88	ADR	35.5	-27.6	.30	54.89	-	-	-	-	-	-	264	117	H
6	7.058	40.78	PK-U	35.6	-27.3	0	49.08	-	-	-	-	68.2	-19.12	278	193	H

* - indicates frequency in CFR15.205/IC7.2.2 Restricted Band

PK-U - U-NII: Maximum Peak

ADR - U-NII AD primary method, RMS average

This report shall not be reproduced except in full, without the written approval of UL Verification Services Inc.

RESTRICTED BANDEDGE CHAIN 0 + 2 (LOW)

LOW CHANNEL HORIZONTAL PLOT

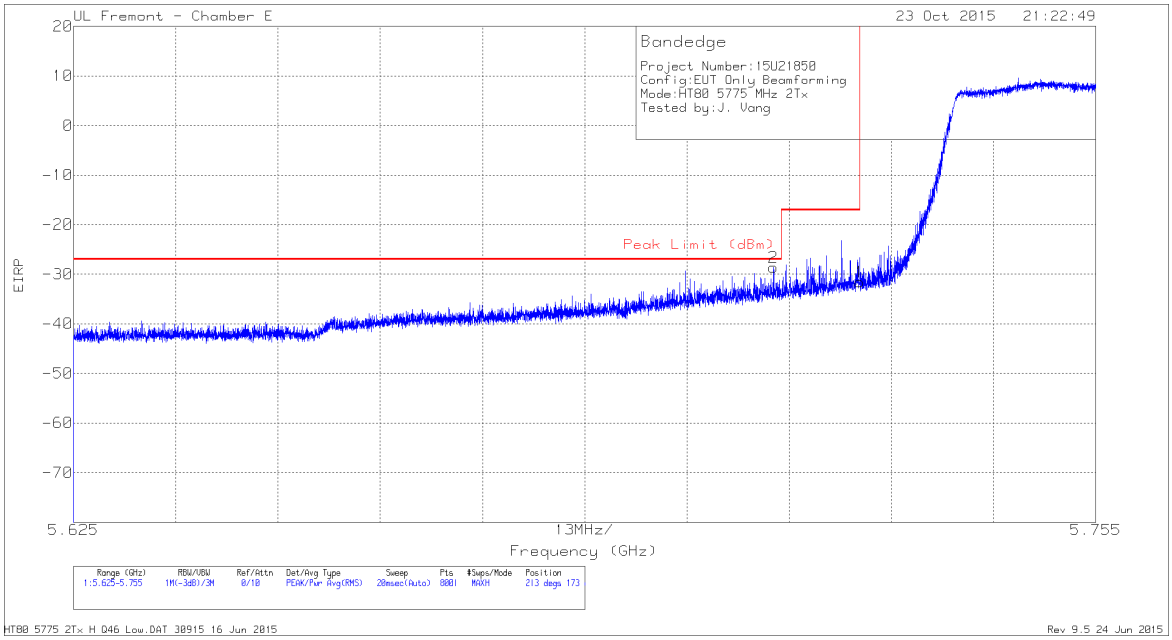

DATA

Trace Markers

Marker	Frequency (GHz)	Meter Reading (dBm)	Det	AF T346 (dB/m)	Amp/Cbl/Fltr/Pad (dB)	Conversion Factor (dB)	Corrected Reading EIRP	Peak Limit (dBm)	PK Margin (dB)	Azimuth (Degs)	Height (cm)	Polarity
2	5.714	-55.31	Pk	34.7	-19.8	11.8	-28.61	-27	-1.61	213	173	H
1	5.725	-58.27	Pk	34.7	-19.8	11.8	-31.57	-17	-14.57	213	173	H

Pk - Peak detector

This report shall not be reproduced except in full, without the written approval of UL Verification Services Inc.

LOW CHANNEL VERTICAL PLOT

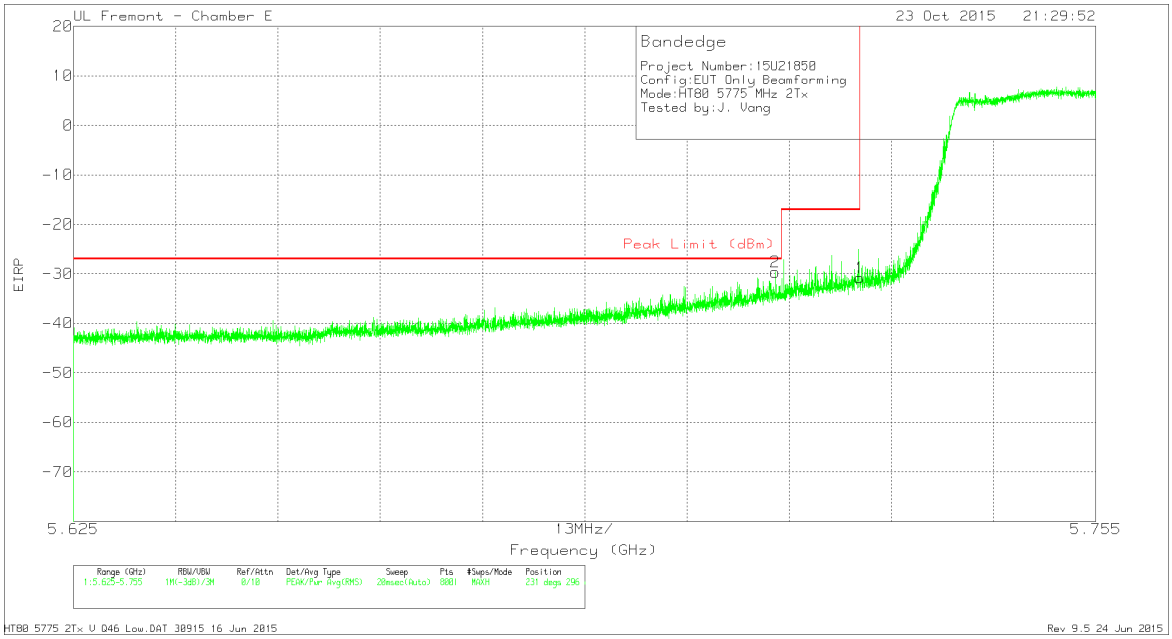

DATA

Trace Markers

Marker	Frequency (GHz)	Meter Reading (dBm)	Det	AF T346 (dB/m)	Amp/Cbl/Fltr/Pad (dB)	Conversion Factor (dB)	Corrected Reading EIRP	Peak Limit (dBm)	PK Margin (dB)	Azimuth (Degs)	Height (cm)	Polarity
2	5.714	-56.34	Pk	34.7	-19.8	11.8	-29.64	-27	-2.64	231	296	V
1	5.725	-57.53	Pk	34.7	-19.8	11.8	-30.83	-17	-13.83	231	296	V

Pk - Peak detector

UL VERIFICATION SERVICES INC. FORM NO: CCSUP4701J
47173 BENICIA STREET, FREMONT, CA 94538, USA TEL: (510) 771-1000 FAX: (510) 661-0888
This report shall not be reproduced except in full, without the written approval of UL Verification Services Inc.

RESTRICTED BANDEDGE CHAIN 0 + 2 (HIGH)

HIGH CHANNEL HORIZONTAL PLOT

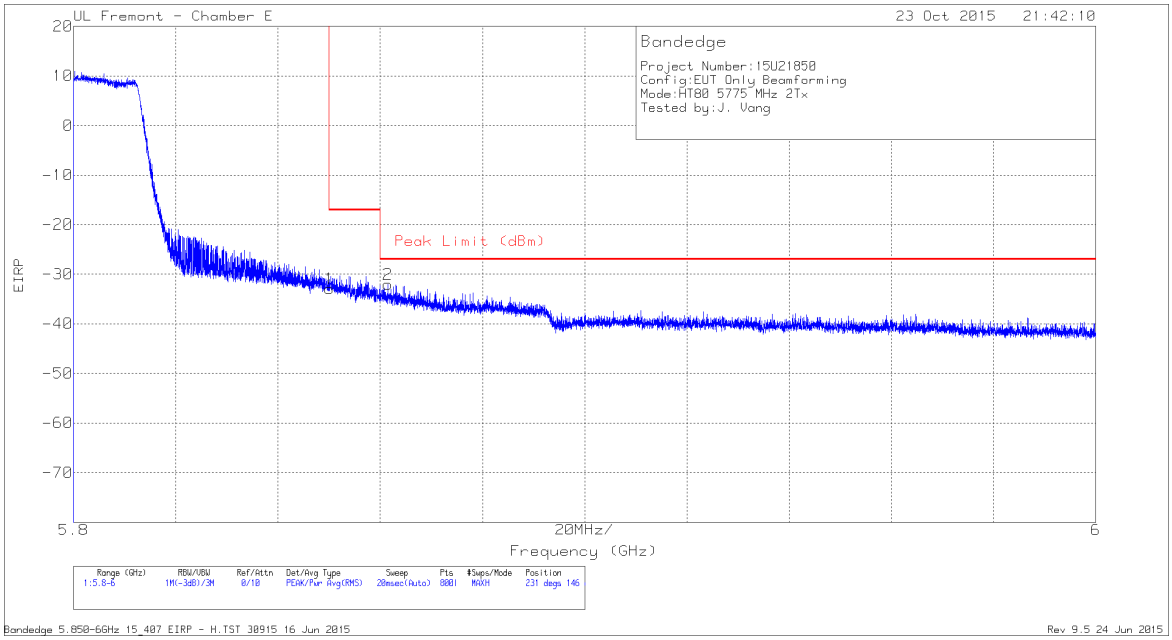

DATA

Trace Markers

Marker	Frequency (GHz)	Meter Reading (dBm)	Det	AF T346 (dB/m)	Amp/Cbl/Fltr/Pad (dB)	Conversion Factor (dB)	Corrected Reading EIRP	Peak Limit (dBm)	PK Margin (dB)	Azimuth (Degs)	Height (cm)	Polarity
1	5.85	-59.6	Pk	34.9	-20	11.8	-32.9	-17	-15.9	231	146	H
2	5.861	-58.99	Pk	34.9	-19.8	11.8	-32.09	-27	-5.09	231	146	H

Pk - Peak detector

This report shall not be reproduced except in full, without the written approval of UL Verification Services Inc.

HIGH CHANNEL VERTICAL PLOT

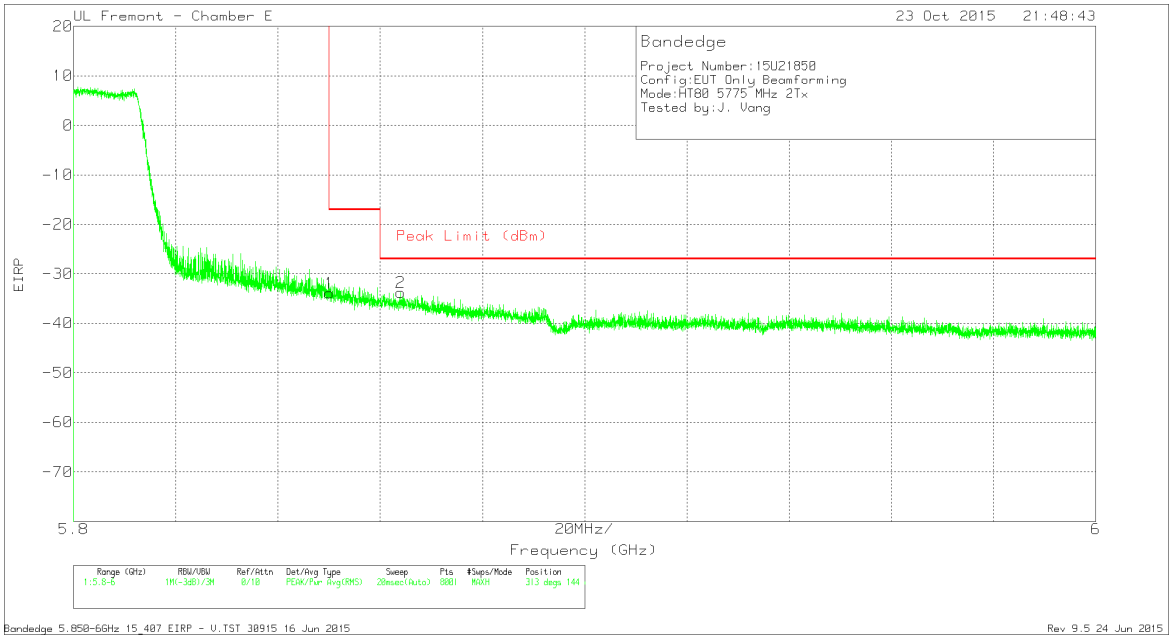

DATA

Trace Markers

Marker	Frequency (GHz)	Meter Reading (dBm)	Det	AF T346 (dB/m)	Amp/Cbl/Fltr/Pad (dB)	Conversion Factor (dB)	Corrected Reading EIRP	Peak Limit (dBm)	PK Margin (dB)	Azimuth (Degs)	Height (cm)	Polarity
1	5.85	-60.61	Pk	34.9	-20	11.8	-33.91	-17	-16.91	313	144	V
2	5.864	-60.67	Pk	34.9	-19.8	11.8	-33.77	-27	-6.77	313	144	V

Pk - Peak detector

UL VERIFICATION SERVICES INC. FORM NO: CCSUP4701J
47173 BENICIA STREET, FREMONT, CA 94538, USA TEL: (510) 771-1000 FAX: (510) 661-0888
This report shall not be reproduced except in full, without the written approval of UL Verification Services Inc.

CHANNEL 155 HARMONICS AND SPURIOUS EMISSIONS

CHANNEL 155 HORIZONTAL PLOT

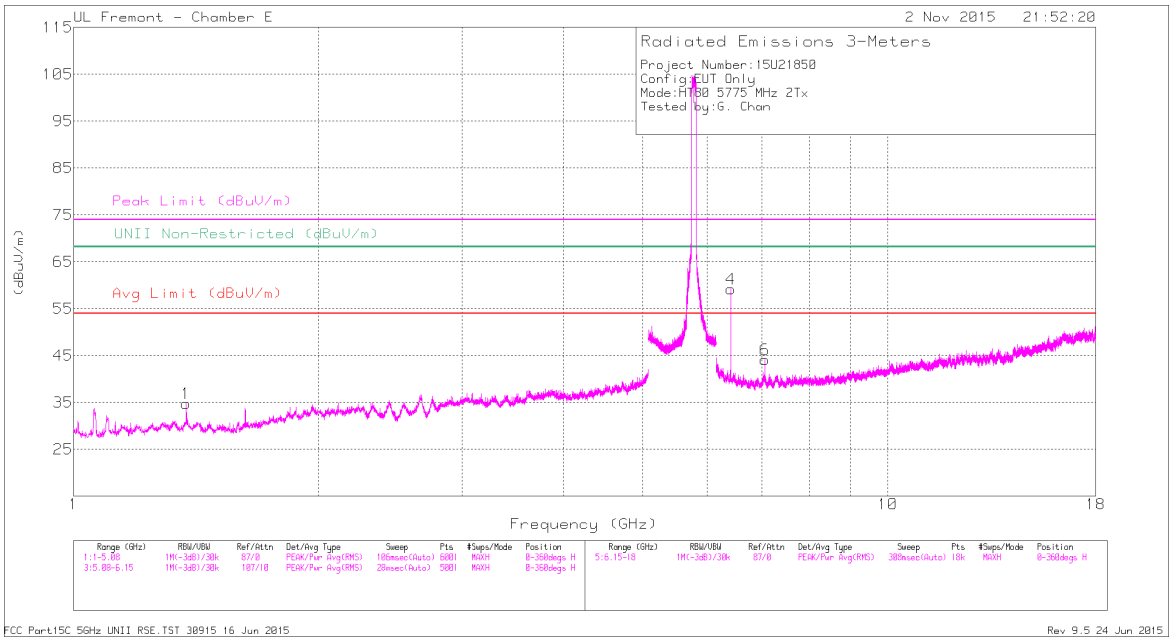

CHANNEL 155 VERTICAL PLOT

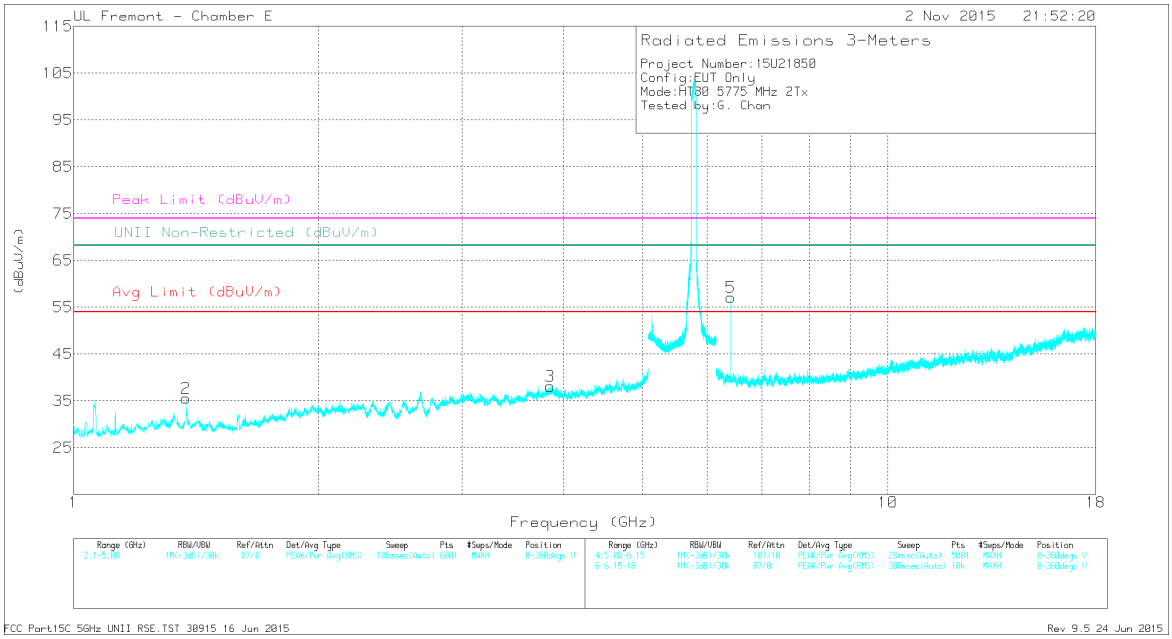

This report shall not be reproduced except in full, without the written approval of UL Verification Services Inc.

DATA

Radiated Emissions

Marker	Frequency (GHz)	Meter Reading (dBuV)	Det	AF T346 (dB/m)	Amp/Cbl/Fltr/Pad (dB)	DC Corr (dB)	Corrected Reading (dBuV/m)	Avg Limit (dBuV/m)	Margin (dB)	Peak Limit (dBuV/m)	PK Margin (dB)	UNII Non-Restricted (dBuV/m)	PK Margin (dB)	Azimuth (Degs)	Height (cm)	Polarity
1	* 1.375	48.31	PK-U	28.6	-34.8	0	42.11	-	-	74	-31.89	-	-	8	118	H
	* 1.375	39.9	ADR	28.6	-34.8	.30	33.81	54	-20.19	-	-	-	-	8	118	H
2	* 1.375	48.4	PK-U	28.6	-34.8	0	42.2	-	-	74	-31.8	-	-	76	215	V
	* 1.375	38.44	ADR	28.6	-34.8	.30	32.35	54	-21.65	-	-	-	-	76	215	V
3	* 3.85	42.24	PK-U	33.5	-29.8	0	45.94	-	-	74	-28.06	-	-	169	191	V
	* 3.85	32.24	ADR	33.5	-29.8	.30	36.05	54	-17.95	-	-	-	-	169	191	V
4	6.416	54.22	PK-U	35.5	-27.6	0	62.12	-	-	-	-	68.2	-6.08	294	125	H
5	6.416	52.36	PK-U	35.5	-27.6	0	60.26	-	-	-	-	68.2	-7.94	356	121	V
6	7.059	41.5	PK-U	35.6	-27.3	0	49.8	-	-	-	-	68.2	-18.4	162	400	H

* - indicates frequency in CFR15.205/IC7.2.2 Restricted Band

PK-U - U-NII: Maximum Peak

ADR - U-NII AD primary method, RMS average

This report shall not be reproduced except in full, without the written approval of UL Verification Services Inc.

RESTRICTED BANDEDGE CHAIN 1 + 2 (LOW)

LOW CHANNEL HORIZONTAL PLOT

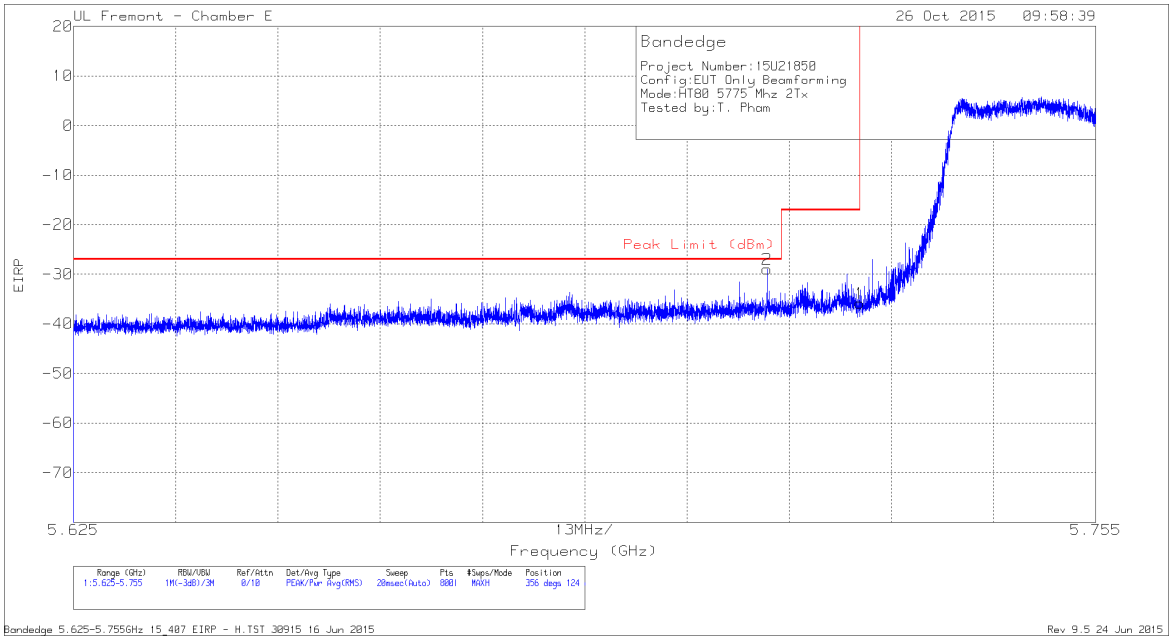

DATA

Trace Markers

Marker	Frequency (GHz)	Meter Reading (dBm)	Det	AF T346 (dB/m)	Amp/Cbl/Fltr/Pad (dB)	Conversion Factor (dB)	Corrected Reading EIRP	Peak Limit (dBm)	PK Margin (dB)	Azimuth (Degs)	Height (cm)	Polarity
2	5.713	-55.41	Pk	34.7	-20.1	11.8	-29.01	-27	-2.01	356	124	H
1	5.725	-62.27	Pk	34.7	-20.1	11.8	-35.87	-17	-18.87	356	124	H

Pk - Peak detector

This report shall not be reproduced except in full, without the written approval of UL Verification Services Inc.

LOW CHANNEL VERTICAL PLOT

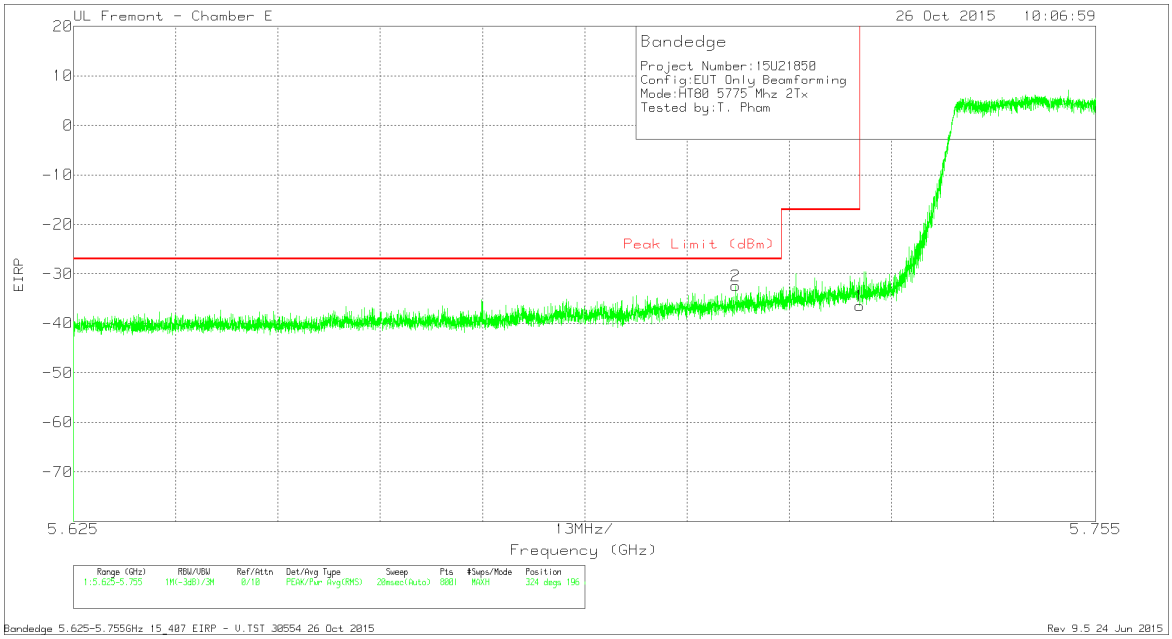

DATA

Trace Markers

Marker	Frequency (GHz)	Meter Reading (dBm)	Det	AF T346 (dB/m)	Amp/Cbl/Fltr/Pad (dB)	Conversion Factor (dB)	Corrected Reading EIRP	Peak Limit (dBm)	PK Margin (dB)	Azimuth (Degs)	Height (cm)	Polarity
2	5.709	-58.81	Pk	34.7	-20.1	11.8	-32.41	-27	-5.41	324	196	V
1	5.725	-62.9	Pk	34.7	-20.1	11.8	-36.5	-17	-19.5	324	196	V

Pk - Peak detector

This report shall not be reproduced except in full, without the written approval of UL Verification Services Inc.

RESTRICTED BANDEDGE CHAIN 1 + 2 (HIGH)

HIGH CHANNEL HORIZONTAL PLOT

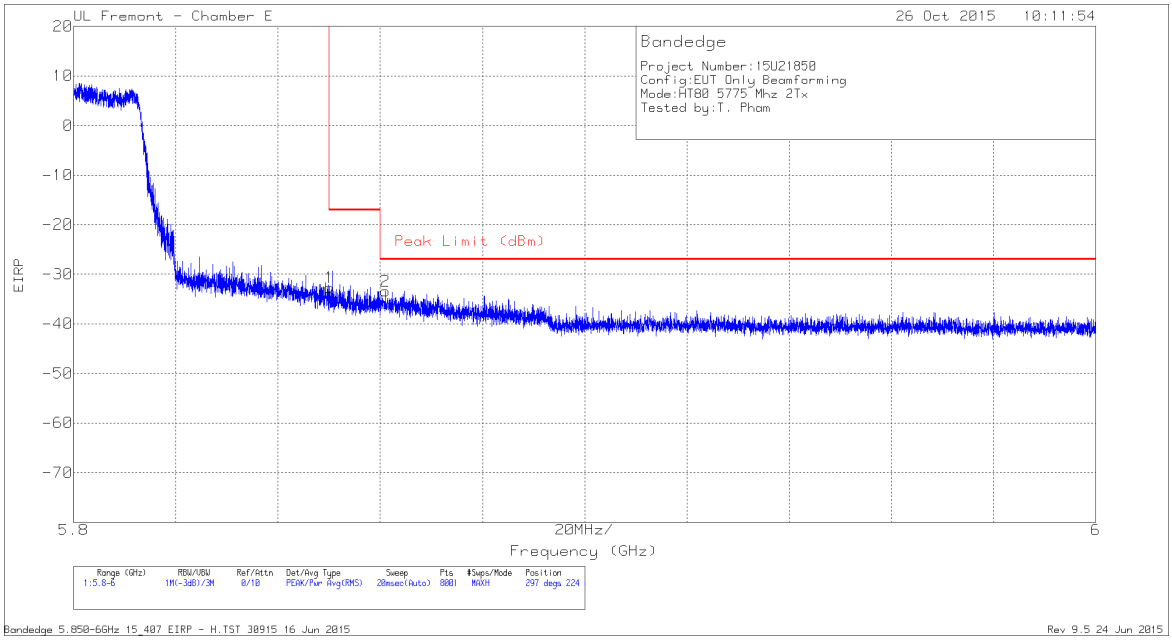

DATA

Trace Markers

Marker	Frequency (GHz)	Meter Reading (dBm)	Det	AF T346 (dB/m)	Amp/Cbl/Fltr/Pad (dB)	Conversion Factor (dB)	Corrected Reading EIRP	Peak Limit (dBm)	PK Margin (dB)	Azimuth (Degs)	Height (cm)	Polarity
1	5.85	-59.09	Pk	34.9	-20.3	11.8	-32.69	-17	-15.69	297	224	H
2	5.861	-59.65	Pk	34.9	-20.4	11.8	-33.35	-27	-6.35	297	224	H

Pk - Peak detector

UL VERIFICATION SERVICES INC. FORM NO: CCSUP4701J
47173 BENICIA STREET, FREMONT, CA 94538, USA TEL: (510) 771-1000 FAX: (510) 661-0888
This report shall not be reproduced except in full, without the written approval of UL Verification Services Inc.

HIGH CHANNEL VERTICAL PLOT

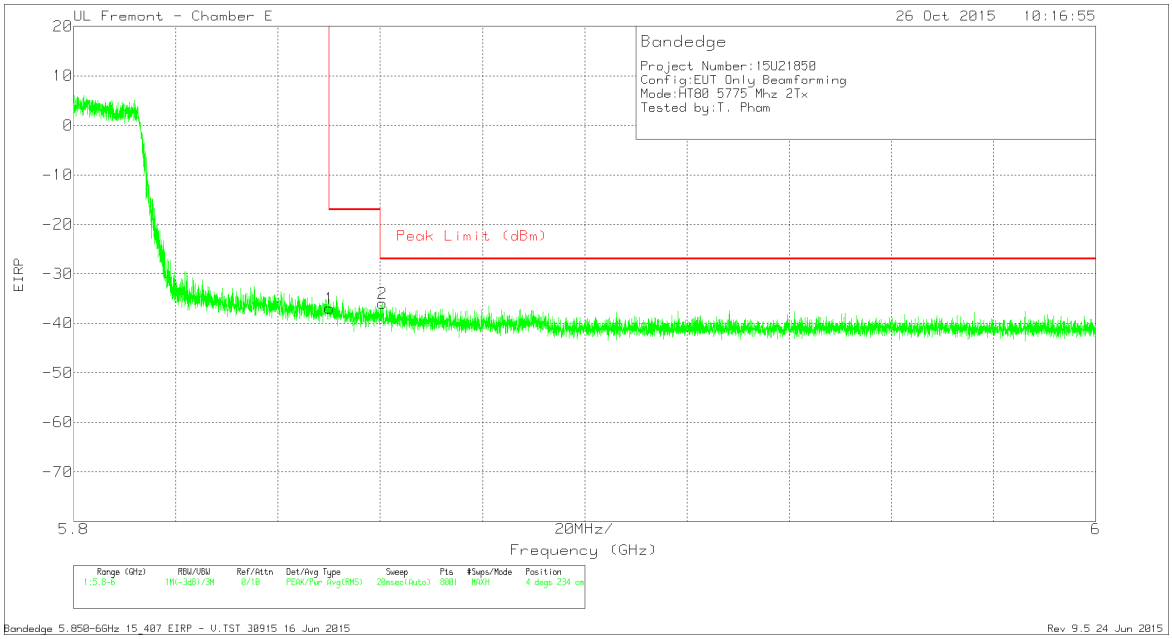

DATA

Trace Markers

Marker	Frequency (GHz)	Meter Reading (dBm)	Det	AF T346 (dB/m)	Amp/Cbl/Fltr/Pad (dB)	Conversion Factor (dB)	Corrected Reading EIRP	Peak Limit (dBm)	PK Margin (dB)	Azimuth (Degs)	Height (cm)	Polarity
1	5.85	-63.39	Pk	34.9	-20.3	11.8	-36.99	-17	-19.99	4	234	V
2	5.86	-62.3	Pk	34.9	-20.4	11.8	-36	-27	-9	4	234	V

Pk - Peak detector

This report shall not be reproduced except in full, without the written approval of UL Verification Services Inc.

CHANNEL 155 HARMONICS AND SPURIOUS EMISSIONS

CHANNEL 155 HORIZONTAL PLOT

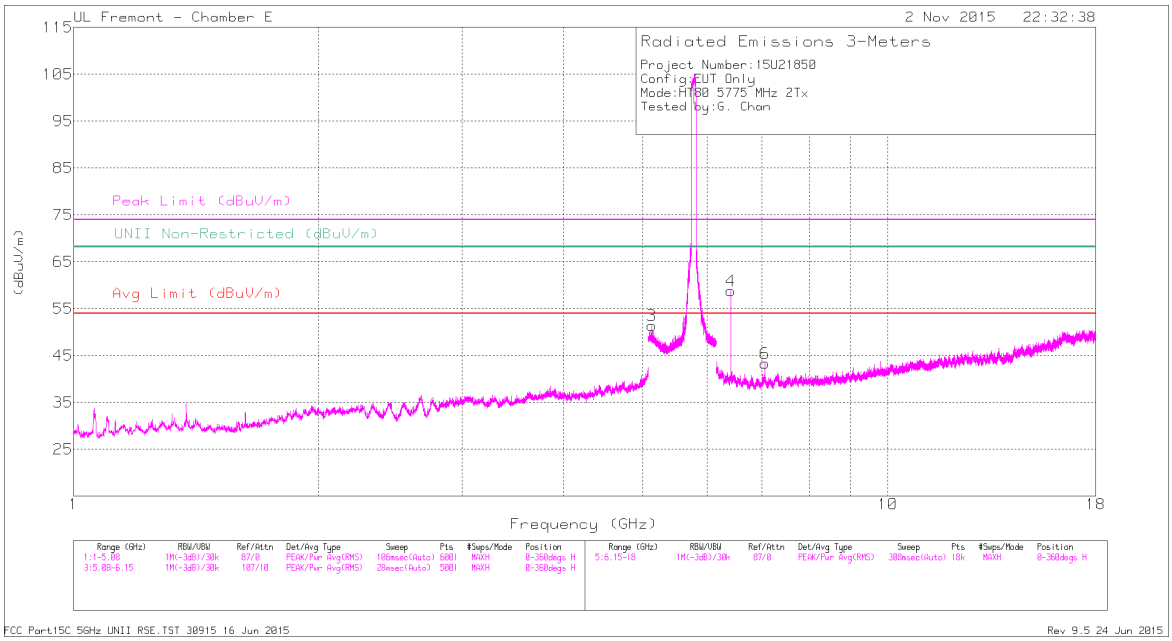

CHANNEL 155 VERTICAL PLOT

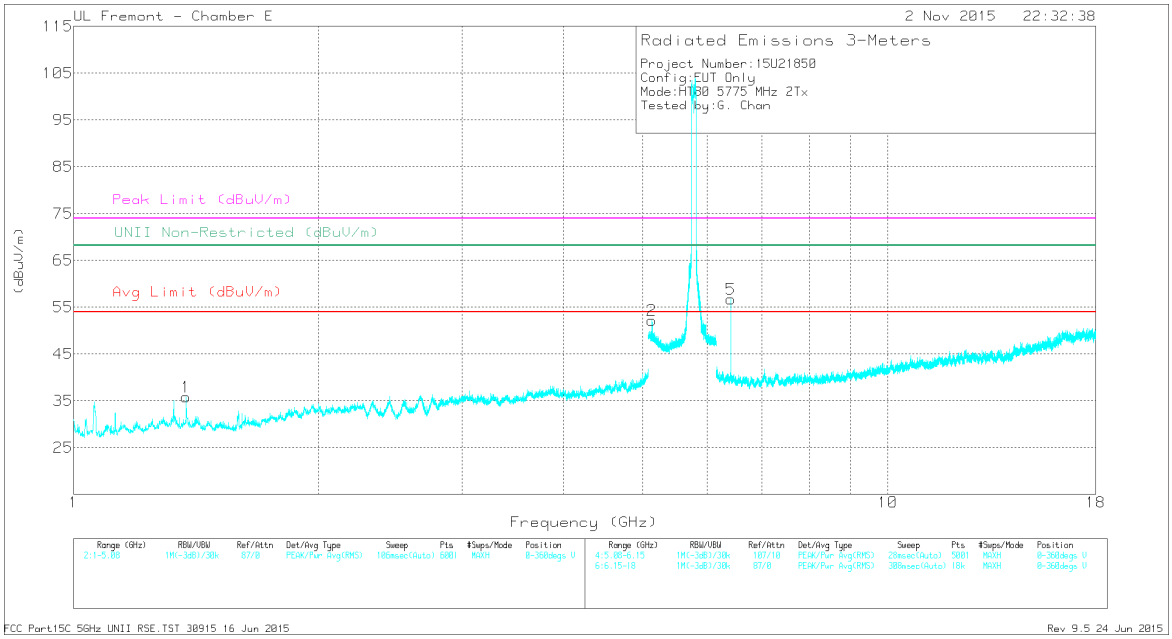

This report shall not be reproduced except in full, without the written approval of UL Verification Services Inc.

DATA

Radiated Emissions

Marker	Frequency (GHz)	Meter Reading (dBuV)	Det	AF T346 (dB/m)	Amp/Cbl/Fltr/Pad (dB)	DC Corr (dB)	Corrected Reading (dBuV/m)	Avg Limit (dBuV/m)	Margin (dB)	Peak Limit (dBuV/m)	PK Margin (dB)	UNII Non-Restricted (dBuV/m)	PK Margin (dB)	Azimuth (Degs)	Height (cm)	Polarity
1	* 1.375	47.89	PK-U	28.6	-34.8	0	41.69	-	-	74	-32.31	-	-	86	125	V
	* 1.375	39.06	ADR	28.6	-34.8	.30	32.97	54	-21.03	-	-	-	-	86	125	V
3	* 5.134	42.96	PK-U	34.3	-18.8	0	58.46	-	-	74	-15.54	-	-	356	145	H
	* 5.133	31.96	ADR	34.3	-18.8	.30	47.57	54	-6.43	-	-	-	-	356	145	H
2	* 5.133	44.05	PK-U	34.3	-18.8	0	59.55	-	-	74	-14.45	-	-	273	204	V
	* 5.133	33.65	ADR	34.3	-18.8	.30	49.26	54	-4.74	-	-	-	-	273	204	V
4	6.416	54.14	PK-U	35.5	-27.6	0	62.04	-	-	-	-	68.2	-6.16	289	125	H
5	6.417	53.07	PK-U	35.5	-27.6	0	60.97	-	-	-	-	68.2	-7.23	355	128	V
6	7.059	39.74	PK-U	35.6	-27.3	0	48.04	-	-	-	-	68.2	-20.16	169	234	H

* - indicates frequency in CFR15.205/IC7.2.2 Restricted Band

PK-U - U-NII: Maximum Peak

ADR - U-NII AD primary method, RMS average

UL VERIFICATION SERVICES INC. FORM NO: CCSUP4701J
47173 BENICIA STREET, FREMONT, CA 94538, USA TEL: (510) 771-1000 FAX: (510) 661-0888
This report shall not be reproduced except in full, without the written approval of UL Verification Services Inc.

9.16. 802.11ac HT80 3TX CDD MODE IN THE 5.8 GHz BAND

RESTRICTED BANDEDGE (LOW)

LOW CHANNEL HORIZONTAL PLOT

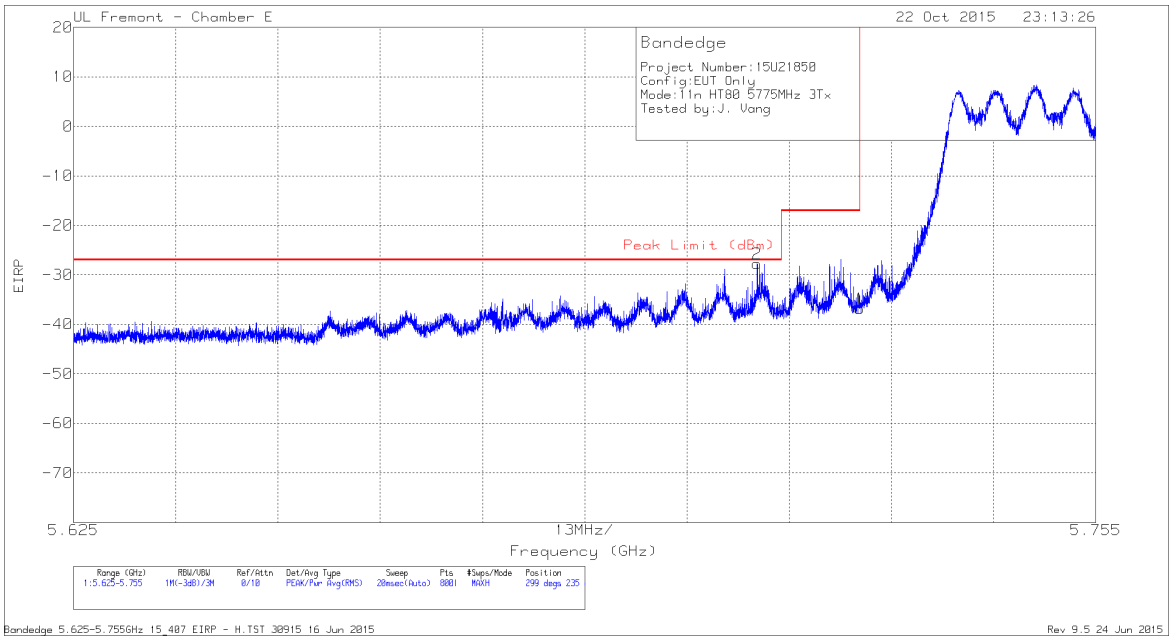

DATA

Trace Markers

Marker	Frequency (GHz)	Meter Reading (dBm)	Det	AF T346 (dB/m)	Amp/Cbl/Fltr/Pad (dB)	Conversion Factor (dB)	Corrected Reading EIRP	Peak Limit (dBm)	PK Margin (dB)	Azimuth (Degs)	Height (cm)	Polarity
2	5.712	-54.43	Pk	34.7	-19.8	11.8	-27.73	-27	-.73	299	235	H
1	5.725	-63.51	Pk	34.7	-19.8	11.8	-36.81	-17	-19.81	299	235	H

Pk - Peak detector

This report shall not be reproduced except in full, without the written approval of UL Verification Services Inc.

LOW CHANNEL VERTICAL PLOT

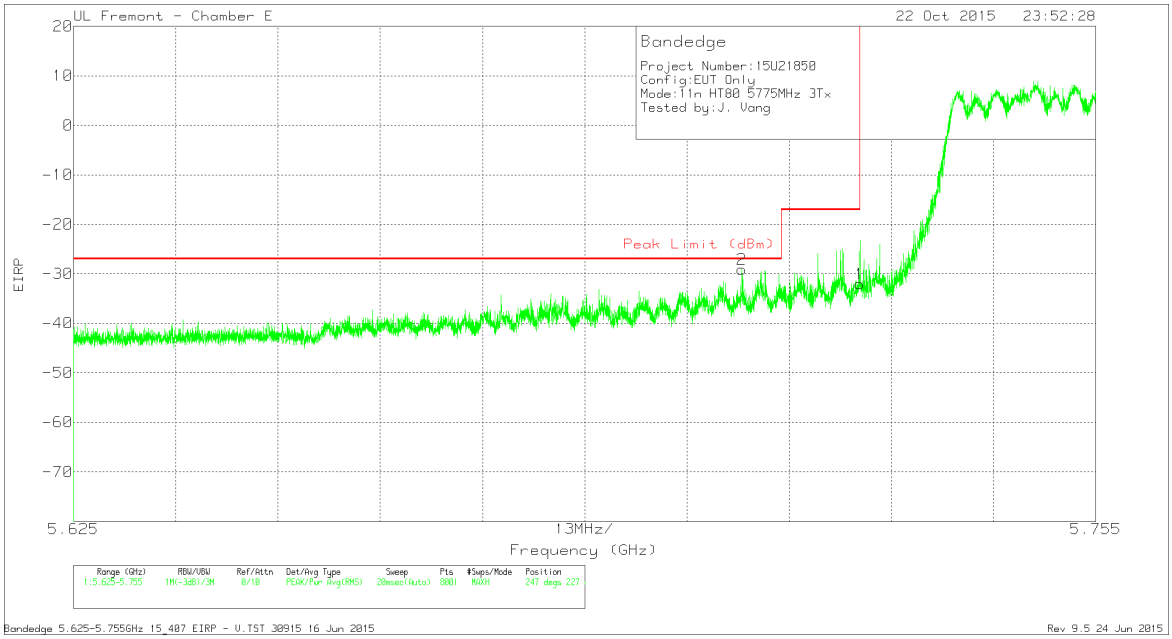

DATA

Trace Markers

Marker	Frequency (GHz)	Meter Reading (dBm)	Det	AF T346 (dB/m)	Amp/Cbl/Fltr/Pad (dB)	Conversion Factor (dB)	Corrected Reading EIRP	Peak Limit (dBm)	PK Margin (dB)	Azimuth (Degs)	Height (cm)	Polarity
2	5.71	-55.84	Pk	34.7	-19.8	11.8	-29.14	-27	-2.14	247	227	V
1	5.725	-58.75	Pk	34.7	-19.8	11.8	-32.05	-17	-15.05	247	227	V

Pk - Peak detector

This report shall not be reproduced except in full, without the written approval of UL Verification Services Inc.

RESTRICTED BANDEDGE (HIGH)

HIGH CHANNEL HORIZONTAL PLOT

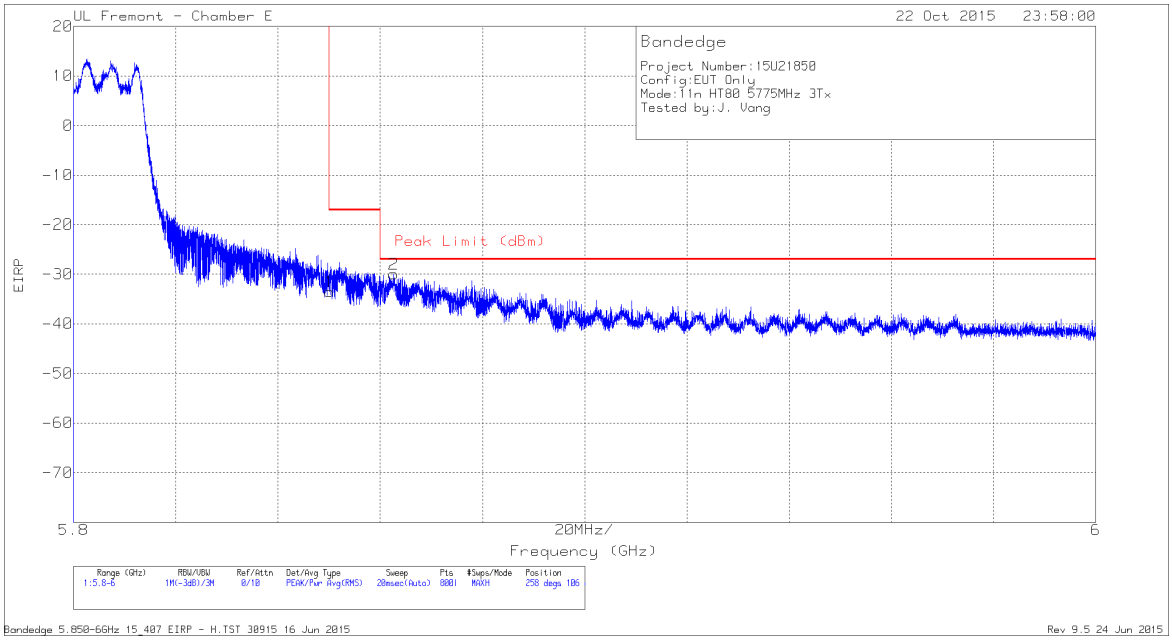

DATA

Trace Markers

Marker	Frequency (GHz)	Meter Reading (dBm)	Det	AF T346 (dB/m)	Amp/Cbl/Fltr/Pad (dB)	Conversion Factor (dB)	Corrected Reading EIRP	Peak Limit (dBm)	PK Margin (dB)	Azimuth (Degs)	Height (cm)	Polarity
1	5.85	-60.22	Pk	34.9	-20	11.8	-33.52	-17	-16.52	258	106	H
2	5.863	-56.84	Pk	34.9	-19.8	11.8	-29.94	-27	-2.94	258	106	H

Pk - Peak detector

UL VERIFICATION SERVICES INC. FORM NO: CCSUP4701J
47173 BENICIA STREET, FREMONT, CA 94538, USA TEL: (510) 771-1000 FAX: (510) 661-0888
This report shall not be reproduced except in full, without the written approval of UL Verification Services Inc.

HIGH CHANNEL VERTICAL PLOT

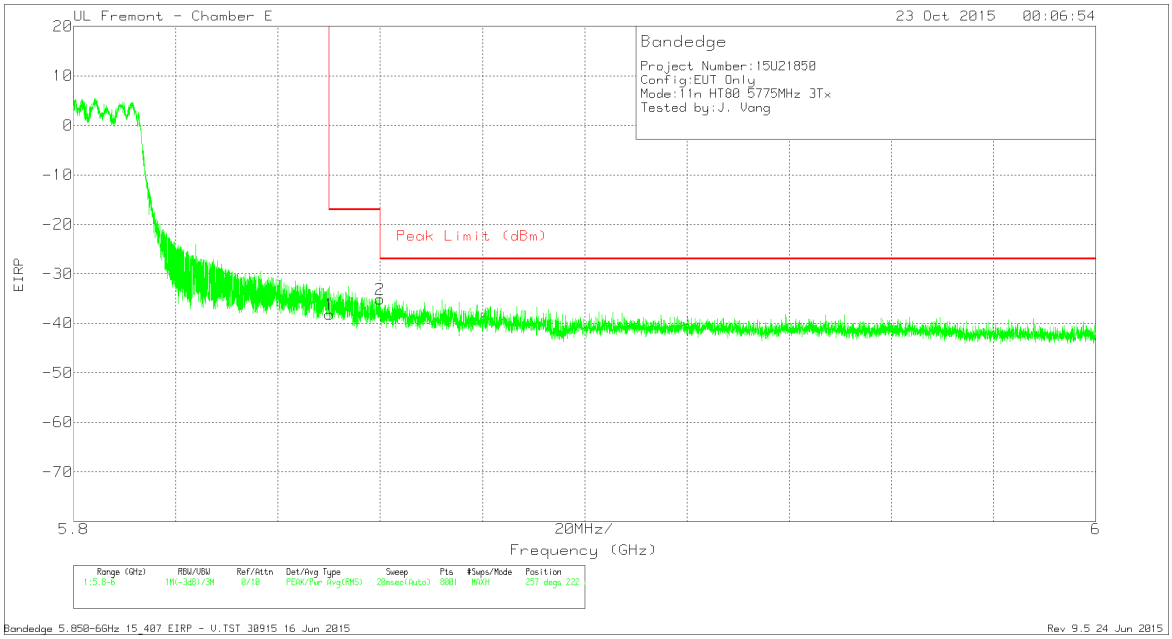

DATA

Trace Markers

Marker	Frequency (GHz)	Meter Reading (dBm)	Det	AF T346 (dB/m)	Amp/Cbl/Fltr/Pad (dB)	Conversion Factor (dB)	Corrected Reading EIRP	Peak Limit (dBm)	PK Margin (dB)	Azimuth (Degs)	Height (cm)	Polarity
1	5.85	-64.83	Pk	34.9	-20	11.8	-38.13	-17	-21.13	257	222	V
2	5.86	-61.96	Pk	34.9	-19.8	11.8	-35.06	-27	-8.06	257	222	V

Pk - Peak detector

UL VERIFICATION SERVICES INC. FORM NO: CCSUP4701J
47173 BENICIA STREET, FREMONT, CA 94538, USA TEL: (510) 771-1000 FAX: (510) 661-0888
This report shall not be reproduced except in full, without the written approval of UL Verification Services Inc.

CHANNEL 155 HARMONICS AND SPURIOUS EMISSIONS

CHANNEL 155 HORIZONTAL PLOT

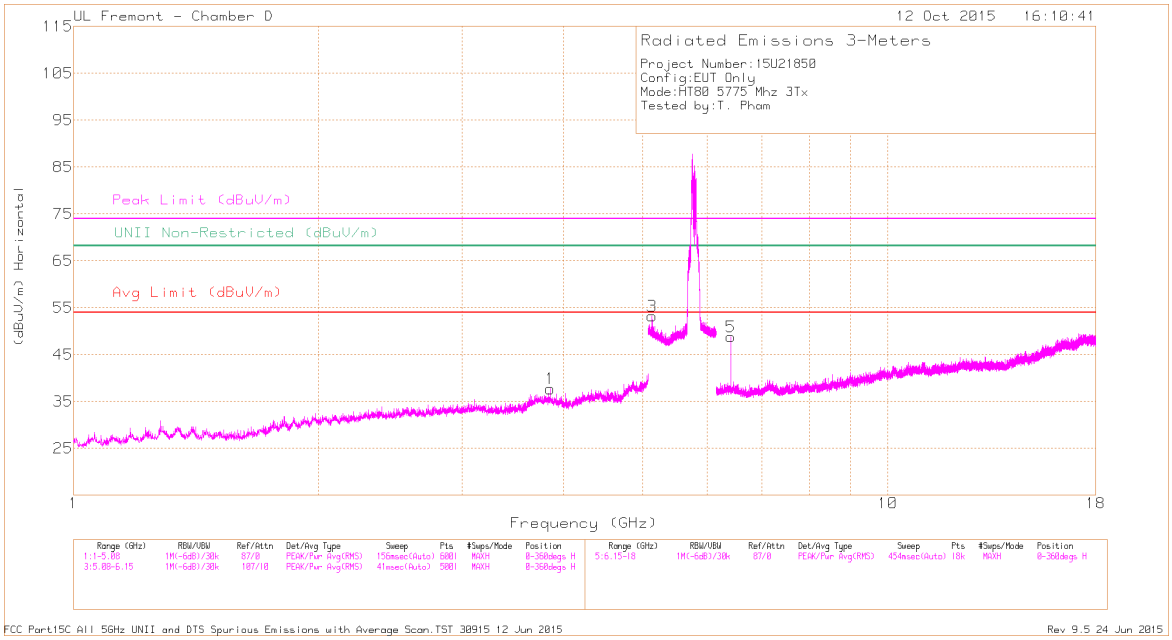

CHANNEL 155 VERTICAL PLOT

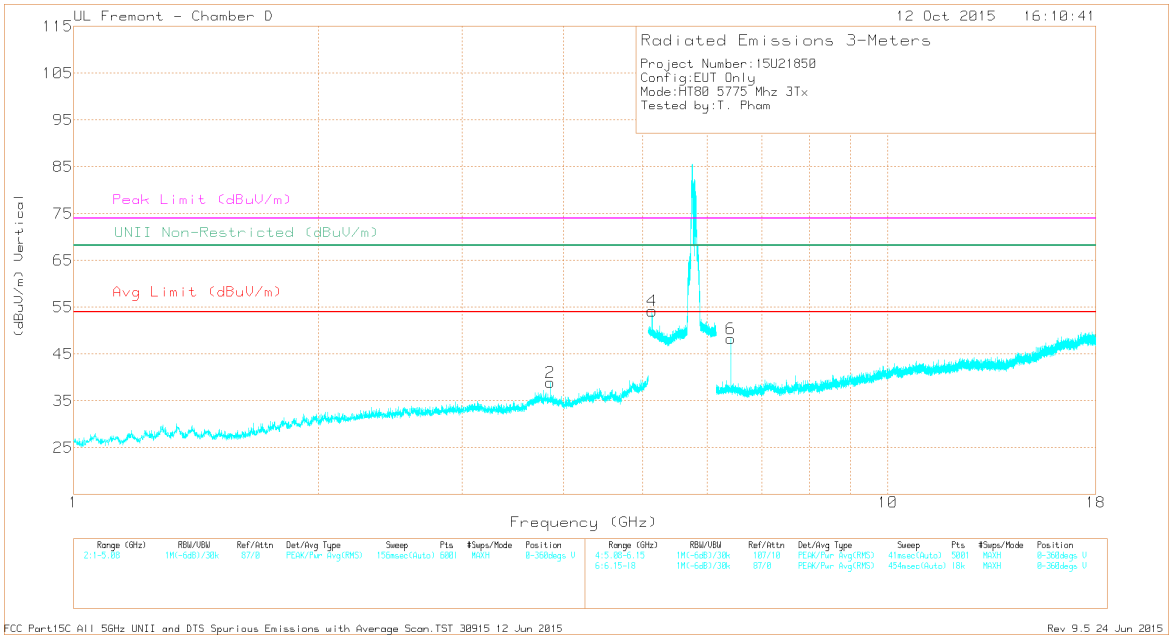

This report shall not be reproduced except in full, without the written approval of UL Verification Services Inc.

DATA

Marker	Frequency (GHz)	Meter Reading (dBuV)	Det	AF T344 (dB/m)	Amp/Cbl/Fltr/Pad (dB)	DC Corr (dB)	Corrected Reading (dBuV/m)	Avg Limit (dBuV/m)	Margin (dB)	Peak Limit (dBuV/m)	PK Margin (dB)	UNII Non-Restricted (dBuV/m)	PK Margin (dB)	Azimuth (Degs)	Height (cm)	Polarity
1	* 3.85	40.7	PK-U	33.4	-28.9	0	45.2	-	-	74	-28.8	-	-	296	111	H
	* 3.85	31.16	ADR	33.4	-28.9	.17	35.78	54	-18.22	-	-	-	-	296	111	H
2	* 3.85	41.23	PK-U	33.4	-28.9	0	45.73	-	-	74	-28.27	-	-	246	233	V
	* 3.85	32.31	ADR	33.4	-28.9	.17	36.93	54	-17.07	-	-	-	-	246	233	V
3	* 5.133	45.11	PK-U	34.3	-18.5	0	60.91	-	-	74	-13.09	-	-	253	147	H
	* 5.133	35.9	ADR	34.3	-18.5	.17	51.82	54	-2.18	-	-	-	-	253	147	H
4	* 5.134	45.52	PK-U	34.3	-18.5	0	61.32	-	-	74	-12.68	-	-	14	203	V
	* 5.133	36.74	ADR	34.3	-18.5	.17	52.66	54	-1.34	-	-	-	-	14	203	V
5	6.417	43.75	PK-U	35.4	-26.4	0	52.75	-	-	-	-	68.2	-15.45	351	204	H
6	6.417	43.48	PK-U	35.4	-26.4	0	52.48	-	-	-	-	68.2	-15.72	117	228	V

* - indicates frequency in CFR15.205/IC7.2.2 Restricted Band

PK-U - U-NII: Maximum Peak

ADR - U-NII AD primary method, RMS average

UL VERIFICATION SERVICES INC. FORM NO: CCSUP4701J
47173 BENICIA STREET, FREMONT, CA 94538, USA TEL: (510) 771-1000 FAX: (510) 661-0888
This report shall not be reproduced except in full, without the written approval of UL Verification Services Inc.

9.17. 802.11ac HT80 3TX BF MODE IN THE 5.8 GHz BAND

RESTRICTED BANDEDGE (LOW)

LOW CHANNEL HORIZONTAL PLOT

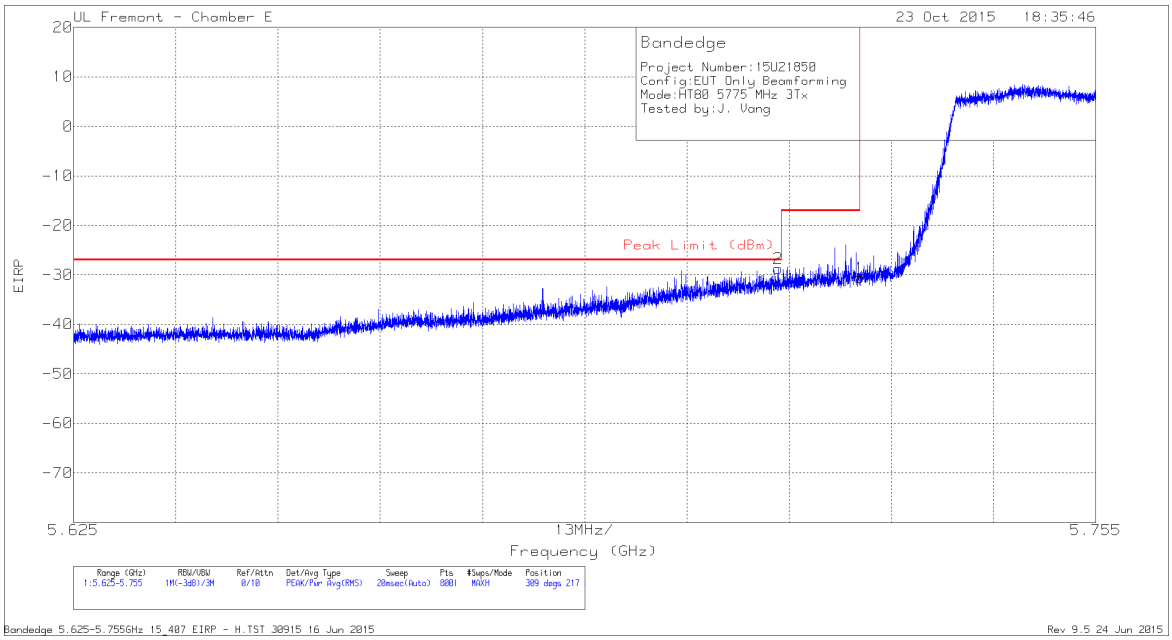

DATA

Trace Markers

Marker	Frequency (GHz)	Meter Reading (dBm)	Det	AF T346 (dB/m)	Amp/Cbl/Fltr/Pad (dB)	Conversion Factor (dB)	Corrected Reading EIRP	Peak Limit (dBm)	PK Margin (dB)	Azimuth (Degs)	Height (cm)	Polarity
2	5.715	-55.44	Pk	34.7	-19.8	11.8	-28.74	-27	-1.74	309	217	H
1	5.725	-57.32	Pk	34.7	-19.8	11.8	-30.62	-17	-13.62	309	217	H

Pk - Peak detector

This report shall not be reproduced except in full, without the written approval of UL Verification Services Inc.

LOW CHANNEL VERTICAL PLOT

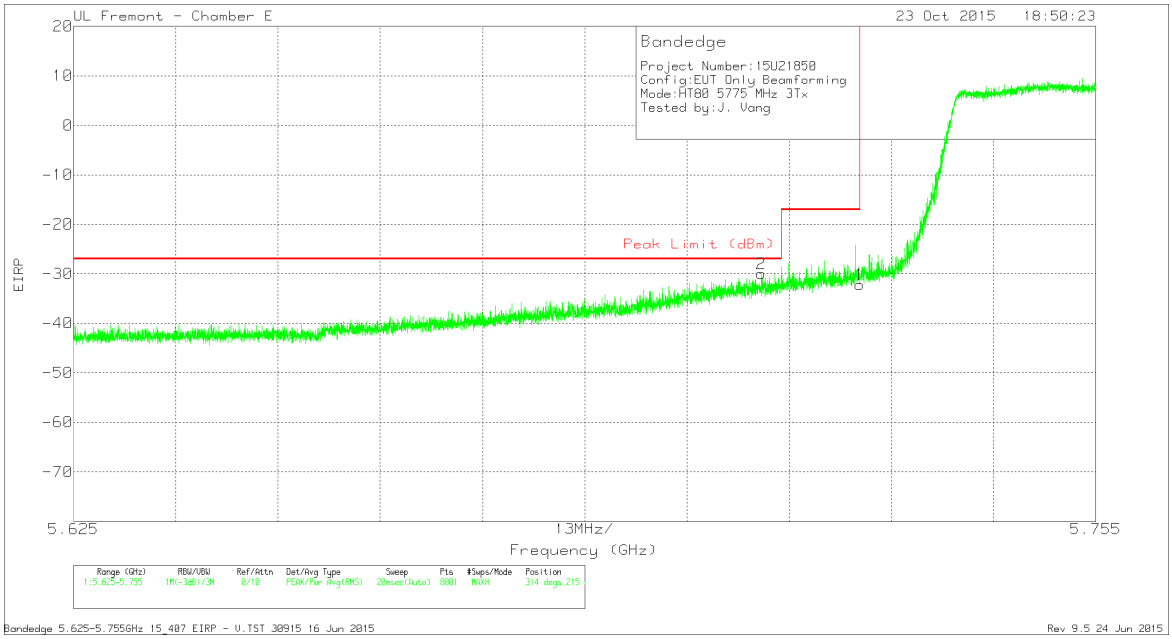

DATA

Trace Markers

Marker	Frequency (GHz)	Meter Reading (dBm)	Det	AF T346 (dB/m)	Amp/Cbl/Fltr/Pad (dB)	Conversion Factor (dB)	Corrected Reading EIRP	Peak Limit (dBm)	PK Margin (dB)	Azimuth (Degs)	Height (cm)	Polarity
2	5.712	-56.61	Pk	34.7	-19.8	11.8	-29.91	-27	-2.91	314	215	V
1	5.725	-58.87	Pk	34.7	-19.8	11.8	-32.17	-17	-15.17	314	215	V

Pk - Peak detector

This report shall not be reproduced except in full, without the written approval of UL Verification Services Inc.

RESTRICTED BANDEDGE (HIGH)

HIGH CHANNEL HORIZONTAL PLOT

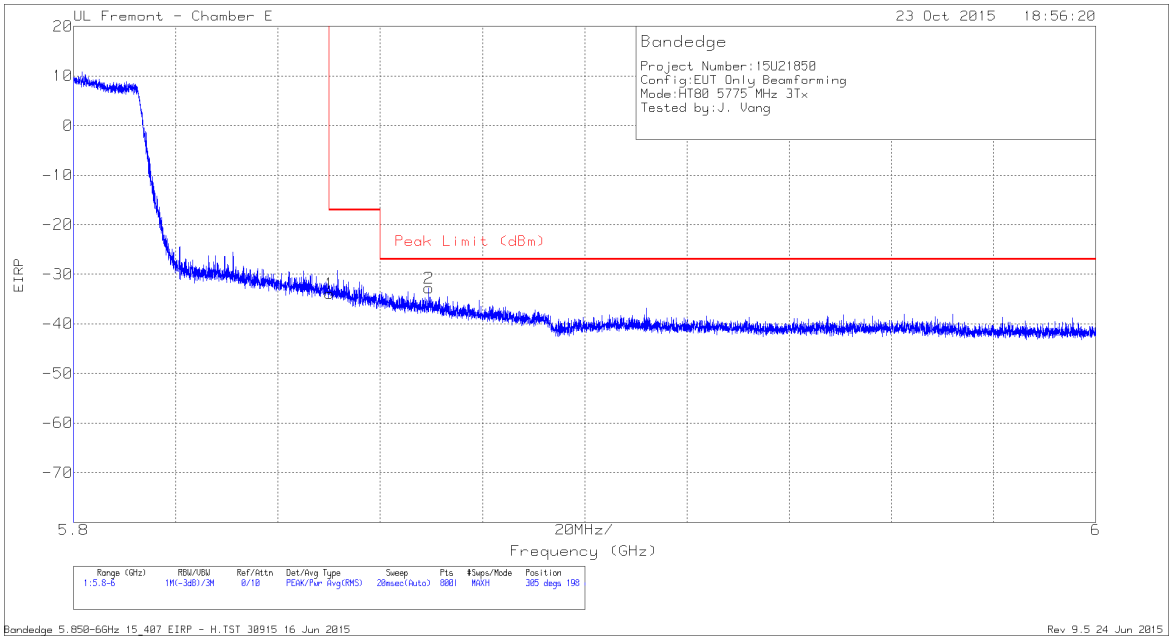

DATA

Trace Markers

Marker	Frequency (GHz)	Meter Reading (dBm)	Det	AF T346 (dB/m)	Amp/Cbl/Fltr/Pad (dB)	Conversion Factor (dB)	Corrected Reading EIRP	Peak Limit (dBm)	PK Margin (dB)	Azimuth (Degs)	Height (cm)	Polarity
1	5.85	-60.59	Pk	34.9	-20	11.8	-33.89	-17	-16.89	305	198	H
2	5.87	-59.83	Pk	34.9	-19.7	11.8	-32.83	-27	-5.83	305	198	H

Pk - Peak detector

UL VERIFICATION SERVICES INC. FORM NO: CCSUP4701J
47173 BENICIA STREET, FREMONT, CA 94538, USA TEL: (510) 771-1000 FAX: (510) 661-0888
This report shall not be reproduced except in full, without the written approval of UL Verification Services Inc.

HIGH CHANNEL VERTICAL PLOT

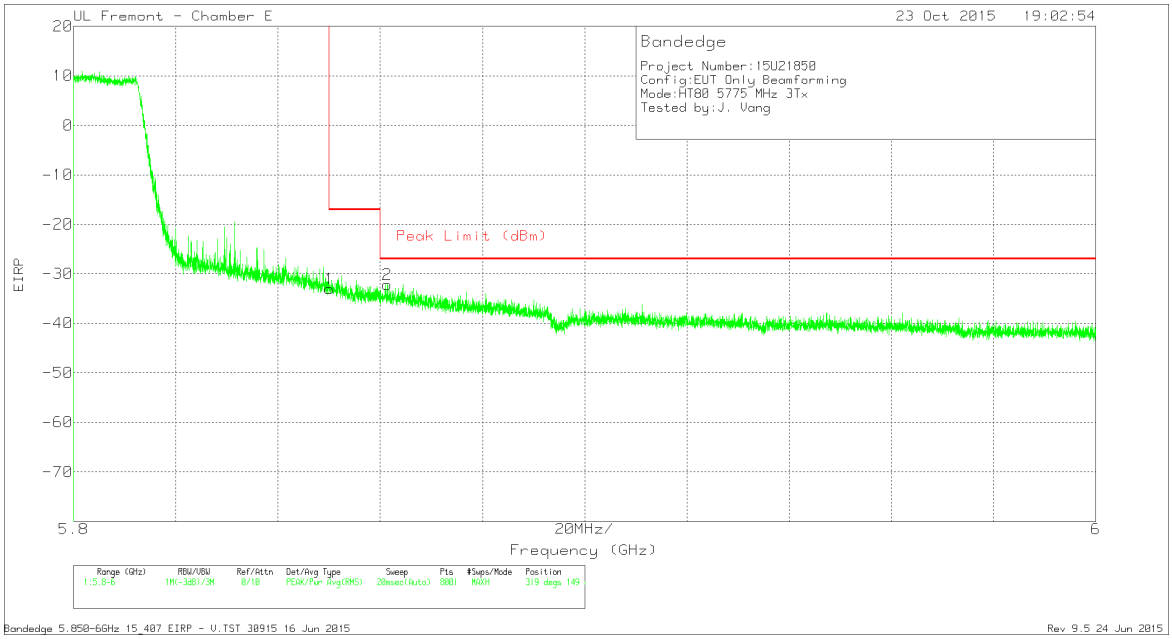

DATA

Trace Markers

Marker	Frequency (GHz)	Meter Reading (dBm)	Det	AF T346 (dB/m)	Amp/Cbl/Fltr/Pad (dB)	Conversion Factor (dB)	Corrected Reading EIRP	Peak Limit (dBm)	PK Margin (dB)	Azimuth (Degs)	Height (cm)	Polarity
1	5.85	-59.74	Pk	34.9	-20	11.8	-33.04	-17	-16.04	319	149	V
2	5.861	-59.07	Pk	34.9	-19.8	11.8	-32.17	-27	-5.17	319	149	V

Pk - Peak detector

This report shall not be reproduced except in full, without the written approval of UL Verification Services Inc.

CHANNEL 155 HARMONICS AND SPURIOUS EMISSIONS

CHANNEL 155 HORIZONTAL PLOT

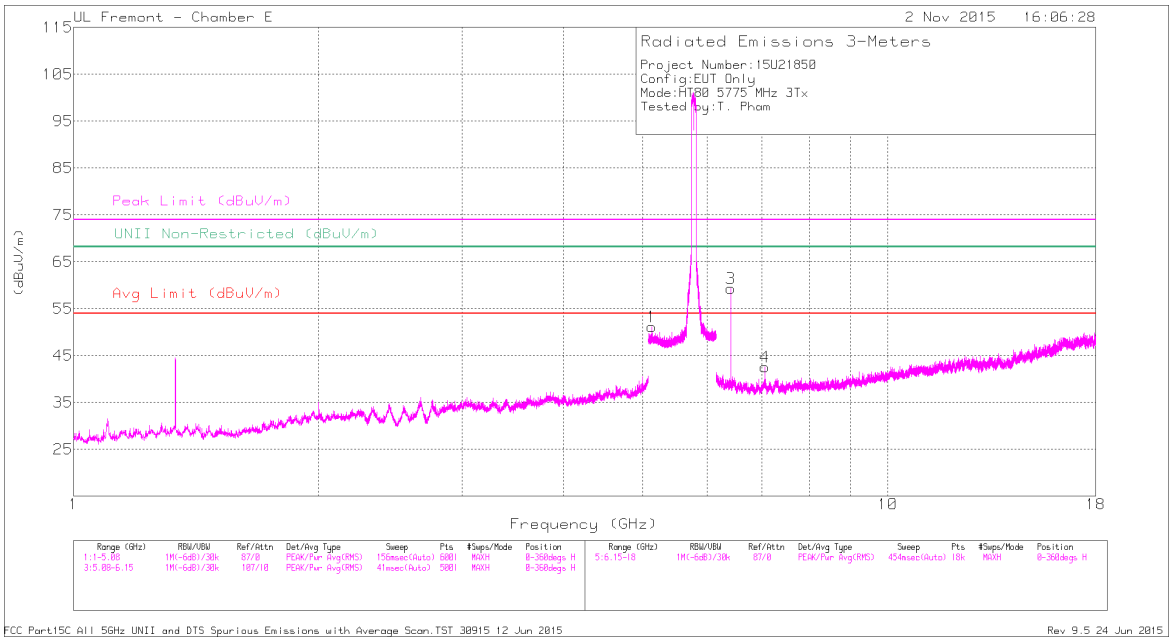

CHANNEL 155 VERTICAL PLOT

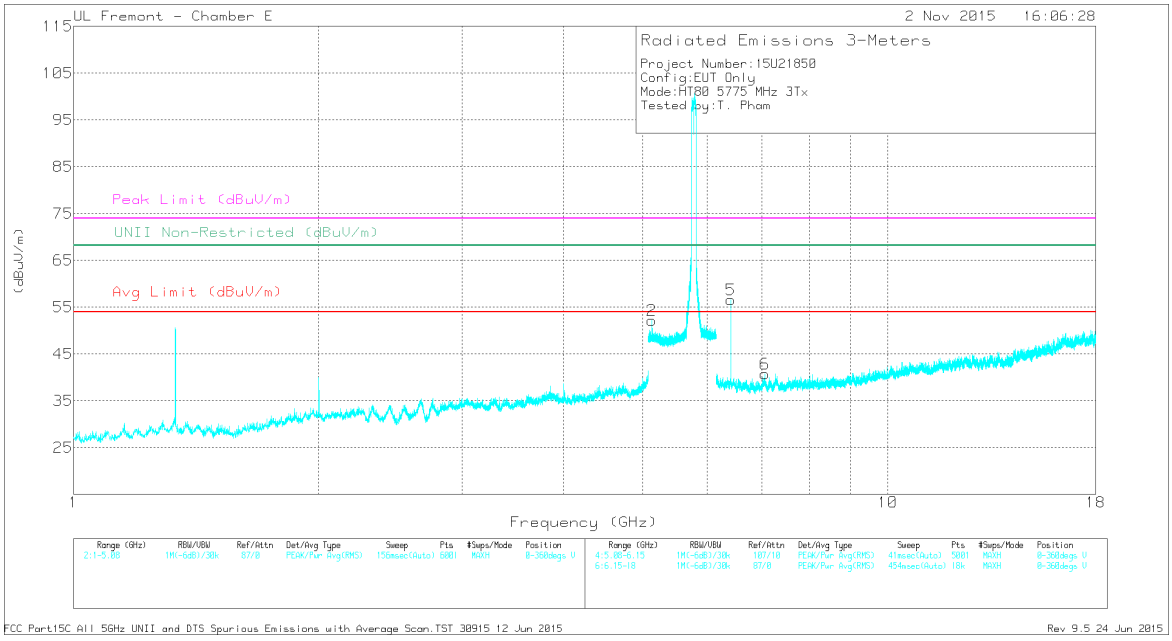

This report shall not be reproduced except in full, without the written approval of UL Verification Services Inc.

DATA

Marker	Frequency (GHz)	Meter Reading (dBuV)	Det	AF T346 (dB/m)	Amp/Cbl/Fltr/Pad (dB)	DC Corr (dB)	Corrected Reading (dBuV/m)	Avg Limit (dBuV/m)	Margin (dB)	Peak Limit (dBuV/m)	PK Margin (dB)	UNII Non-Restricted (dBuV/m)	PK Margin (dB)	Azimuth (Degs)	Height (cm)	Polarity
1	* 5.133	45.89	PK-U	34.3	-20.5		59.69	-	-	74	-14.31	-	-	144	201	H
	* 5.133	34.81	ADR	34.3	-20.5	.27	48.61	54	-5.39	-	-	-	-	144	201	H
2	* 5.133	47.01	PK-U	34.3	-20.5		60.81	-	-	74	-13.19	-	-	266	219	V
	* 5.133	35.67	ADR	34.3	-20.5	.27	49.47	54	-4.53	-	-	-	-	266	219	V
3	6.417	54.58	PK-U	35.5	-27.6		62.48	-	-	-	-	68.2	-5.72	289	196	H
5	6.417	53.17	PK-U	35.5	-27.6		61.07	-	-	-	-	68.2	-7.13	358	121	V
4	7.058	41.44	PK-U	35.6	-27.3		49.74	-	-	-	-	68.2	-18.46	273	134	H
6	7.058	40.04	PK-U	35.6	-27.3		48.34	-	-	-	-	68.2	-19.86	298	137	V

* - indicates frequency in CFR15.205/IC7.2.2 Restricted Band
PK-U - U-NII: Maximum Peak
ADR - U-NII AD primary method, RMS average
FCC Part15C All 5GHz UNII and DTS Spurious Emissions with Average Scan.TST 30915 12 Jun 2015
Rev 9.5 24 Jun 2015

UL VERIFICATION SERVICES INC. FORM NO: CCSUP4701J
47173 BENICIA STREET, FREMONT, CA 94538, USA TEL: (510) 771-1000 FAX: (510) 661-0888
This report shall not be reproduced except in full, without the written approval of UL Verification Services Inc.

9.18. WORST-CASE BELOW 1 GHz

SPURIOUS EMISSIONS 30 TO 1000 MHz (WORST-CASE CONFIGURATION, HORIZONTAL & VERTICAL)

HORIZONTAL PLOT

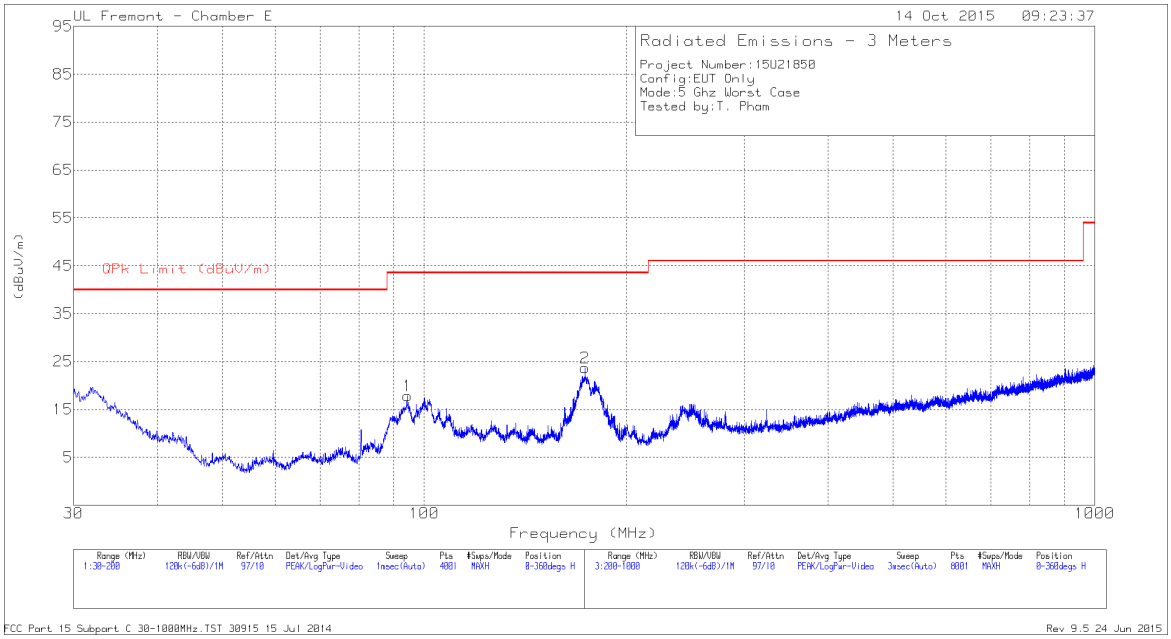

VERTICAL PLOT

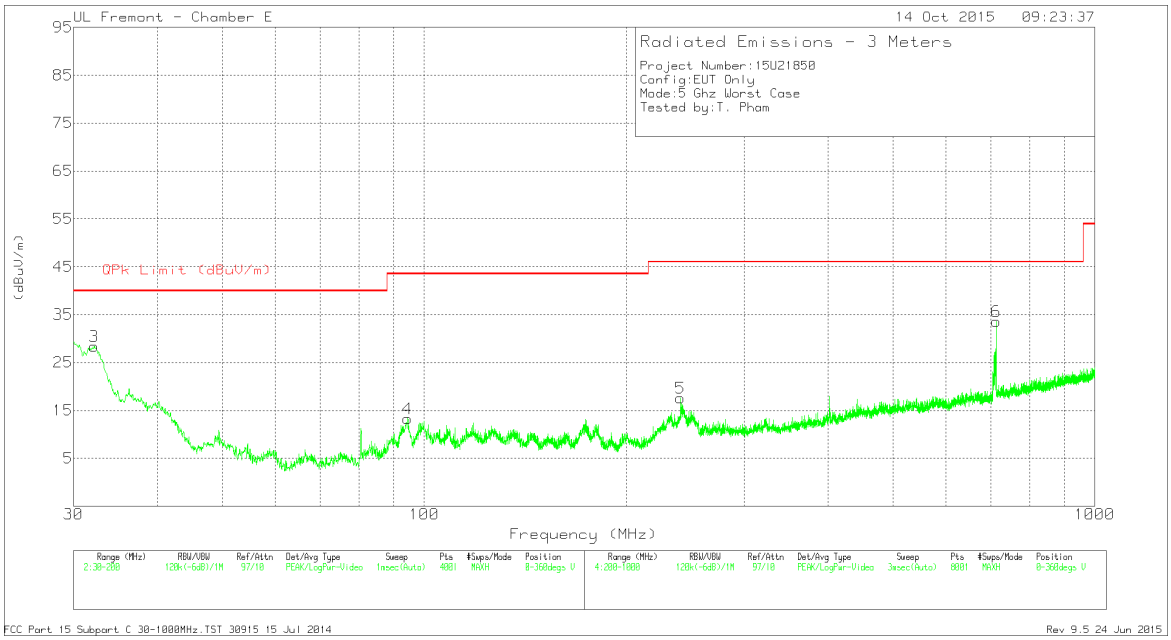

This report shall not be reproduced except in full, without the written approval of UL Verification Services Inc.

HORIZONTAL AND VERTICAL DATA

Marker	Frequency (MHz)	Meter Reading (dBuV)	Det	AF T408 (dB/m)	Amp/Cbl (dB)	Corrected Reading (dBuV/m)	QPk Limit (dBuV/m)	Margin (dB)	Azimuth (Degs)	Height (cm)	Polarity
5	* 241.2	36.75	Pk	11.4	-30.6	17.55	46.02	-28.47	0-360	100	V
3	32.21	40.25	Pk	20	-31.8	28.45	40	-11.55	0-360	100	V
1	94.4725	40.48	Pk	8.8	-31.4	17.88	43.52	-25.64	0-360	201	H
4	94.5575	35.74	Pk	8.9	-31.4	13.24	43.52	-30.28	0-360	100	V
2	173.6075	43.03	Pk	11.6	-30.9	23.73	43.52	-19.79	0-360	100	H
6	713.2	42.49	Pk	20.2	-29.1	33.59	46.02	-12.43	0-360	201	V

* - indicates frequency in CFR15.205/IC7.2.2 Restricted Band
Pk - Peak detector
FCC Part 15 Subpart C 30-1000MHz.TST 30915 15 Jul 2014
Rev 9.5 24 Jun 2015

UL VERIFICATION SERVICES INC. FORM NO: CCSUP4701J
47173 BENICIA STREET, FREMONT, CA 94538, USA TEL: (510) 771-1000 FAX: (510) 661-0888
This report shall not be reproduced except in full, without the written approval of UL Verification Services Inc.

9.19. WORST-CASE ABOVE 18 GHz

SPURIOUS EMISSIONS 18000 TO 26000 MHz (WORST-CASE CONFIGURATION)

HORIZONTAL PLOT

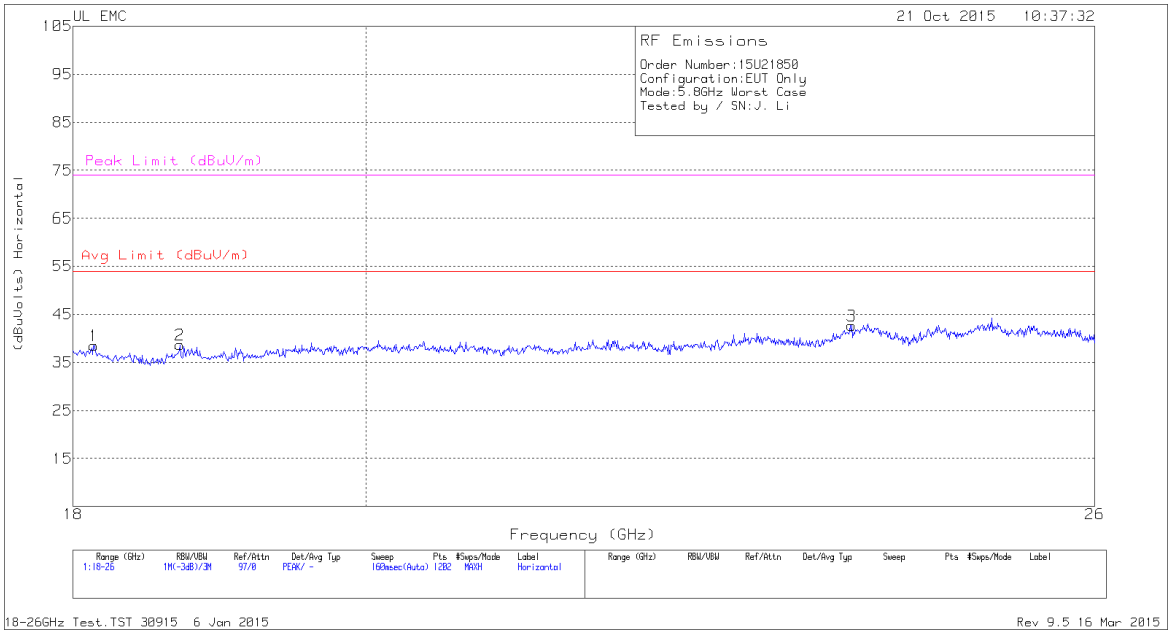

VERTICAL PLOT

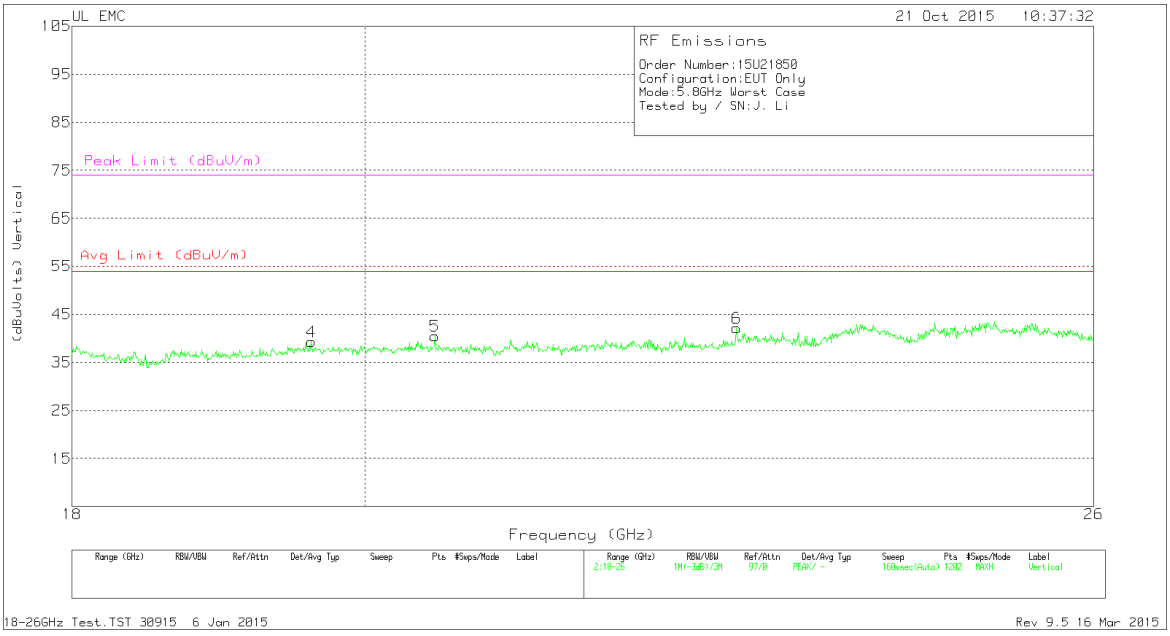

This report shall not be reproduced except in full, without the written approval of UL Verification Services Inc.

HORIZONTAL AND VERTICAL DATA

Marker	Frequency (GHz)	Meter Reading (dBuV)	Det	T89 AF (dB/m)	Amp/Cbl (dB)	Dist Corr (dB)	Corrected Reading (dBuVolts)	Avg Limit (dBuV/m)	Margin (dB)	Peak Limit (dBuV/m)	PK Margin (dB)
1	18.137	41.3	Pk	32.4	-25.7	-9.5	38.5	54	-15.5	74	-35.5
2	18.706	40.07	Pk	32.5	-24.4	-9.5	38.67	54	-15.33	74	-35.33
3	23.822	42.67	Pk	33.6	-24.1	-9.5	42.67	54	-11.33	74	-31.33
4	19.619	41.23	Pk	32.5	-24.9	-9.5	39.33	54	-14.67	74	-34.67
5	20.511	42.5	Pk	32.7	-25.2	-9.5	40.5	54	-13.5	74	-33.5
6	22.863	43.27	Pk	33.3	-24.9	-9.5	42.17	54	-11.83	74	-31.83

Pk - Peak detector
18-26GHz Test.TST 30915 6 Jan 2015
Rev 9.5 16 Mar 2015

This report shall not be reproduced except in full, without the written approval of UL Verification Services Inc.

SPURIOUS EMISSIONS 26000 TO 40000 MHz (WORST-CASE CONFIGURATION)

HORIZONTAL PLOT

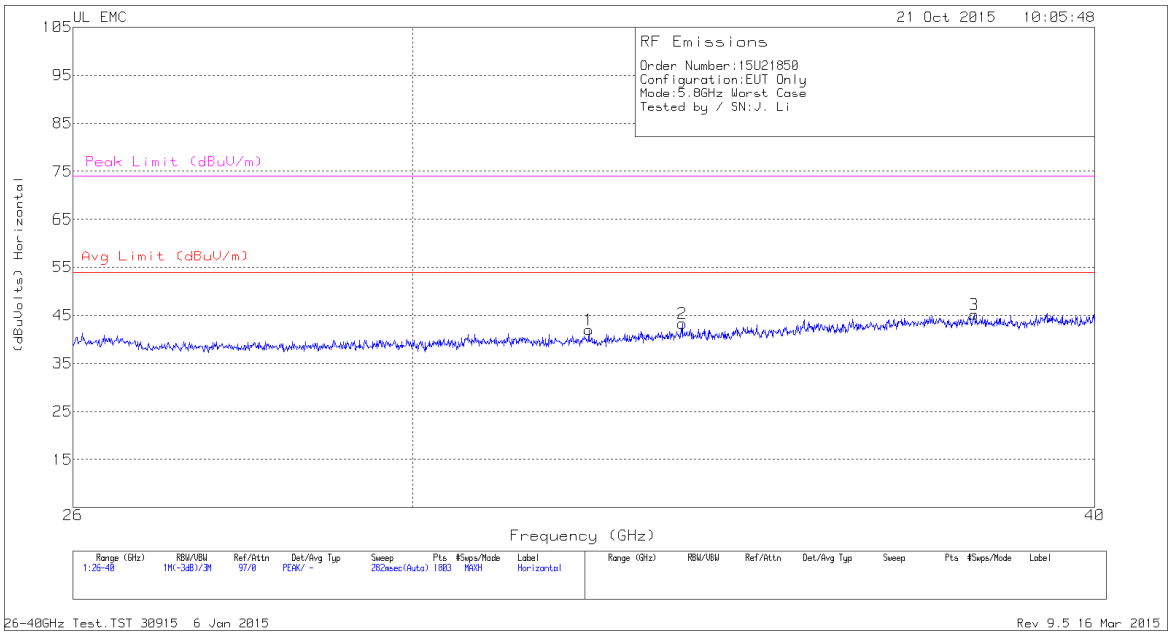

VERTICAL PLOT

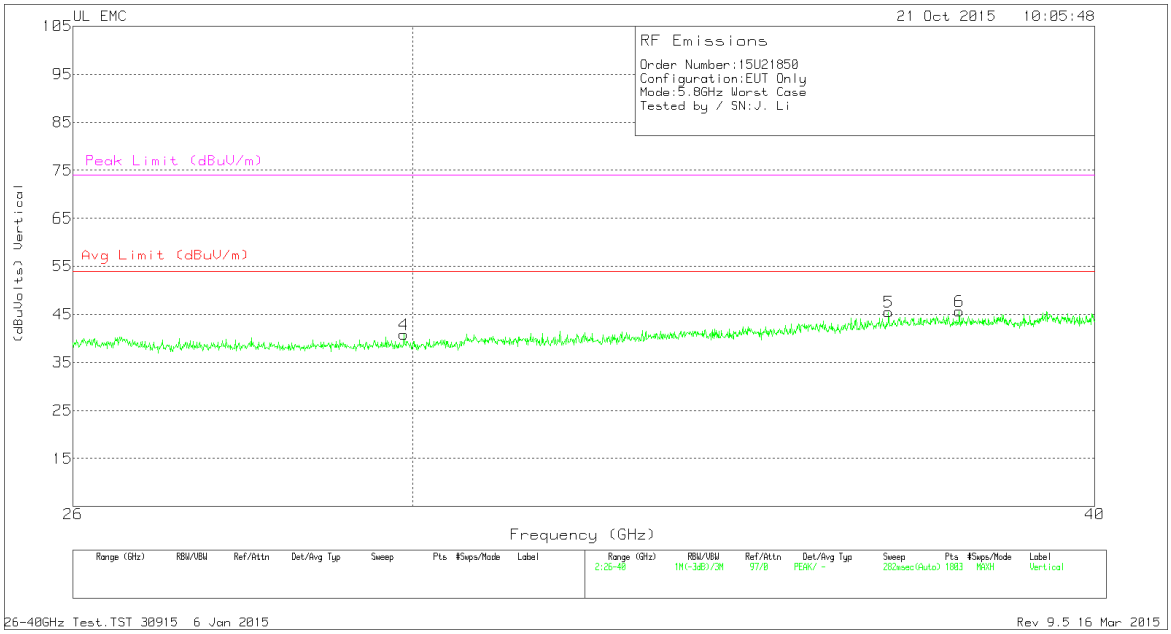

This report shall not be reproduced except in full, without the written approval of UL Verification Services Inc.

HORIZONTAL AND VERTICAL DATA

Marker	Frequency (GHz)	Meter Reading (dBuV)	Det	T90 AF (dB/m)	Amp/Cbl (dB)	Dist Corr (dB)	Corrected Reading (dBuVolts)	Avg Limit (dBuV/m)	Margin (dB)	Peak Limit (dBuV/m)	PK Margin (dB)
1	32.316	47.8	Pk	36.4	-32.7	-9.5	42	54	-12	74	-32
2	33.614	48.53	Pk	37	-32.7	-9.5	43.33	54	-10.67	74	-30.67
3	38.019	50.07	Pk	37.3	-32.7	-9.5	45.17	54	-8.83	74	-28.83
4	29.892	46.93	Pk	36	-32.6	-9.5	40.83	54	-13.17	74	-33.17
5	36.667	51.1	Pk	37.1	-33.2	-9.5	45.5	54	-8.5	74	-28.5
6	37.778	50.77	Pk	37	-32.6	-9.5	45.67	54	-8.33	74	-28.33

Pk - Peak detector
26-40GHz Test.TST 30915 6 Jan 2015
Rev 9.5 16 Mar 2015

This report shall not be reproduced except in full, without the written approval of UL Verification Services Inc.