8.7. 802.11n HT40 2Tx CDD MODE IN THE 5.2 GHz BAND

8.7.1. 26 dB BANDWIDTH

LIMITS

None; for reporting purposes only.

RESULTS

Channel	Frequency (MHz)	26 dB BW Antenna B (MHz)	26 dB BW Antenna A (MHz)
Low	5190	40.20	40.08
High	5230	40.32	40.02

This report shall not be reproduced except in full, without the written approval of UL Verification Services Inc. .

26 dB BANDWIDTH, ANTENNA B

26 dB BANDWIDTH, ANTENNA B LOW CH

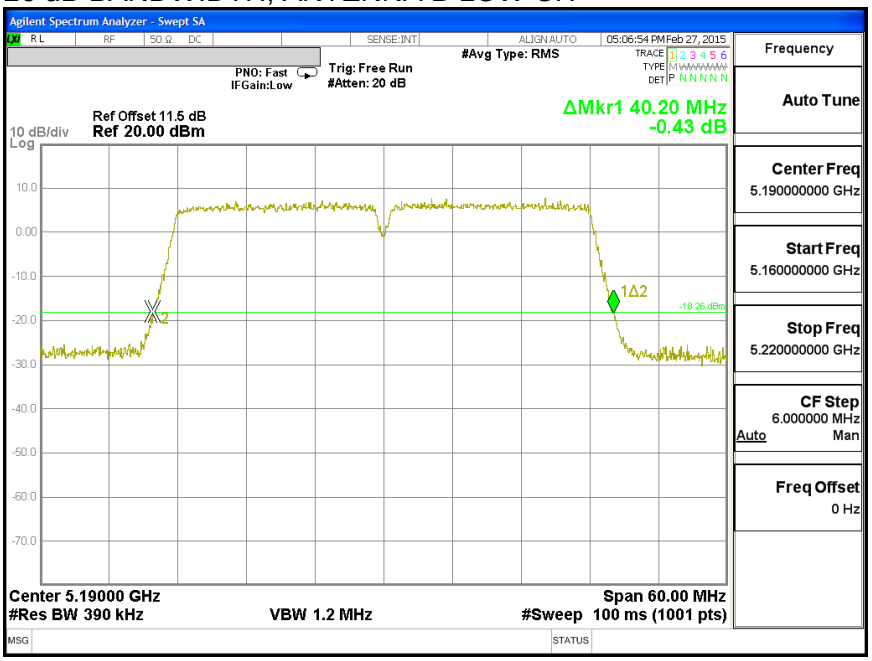

26 dB BANDWIDTH, ANTENNA B HIGH CH

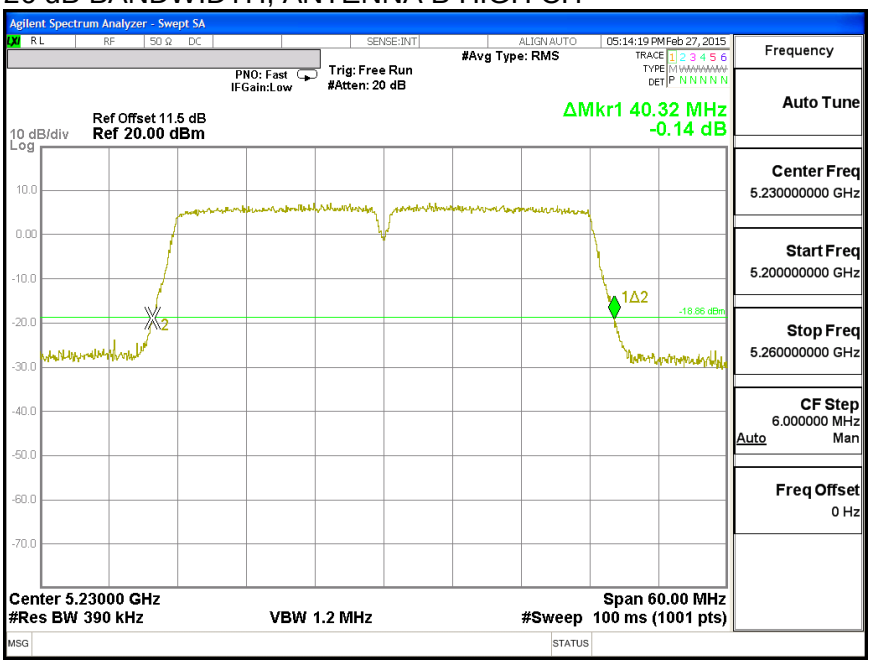

This report shall not be reproduced except in full, without the written approval of UL Verification Services Inc. .

26 dB BANDWIDTH, ANTENNA A

26 dB BANDWIDTH, ANTENNA A LOW CH

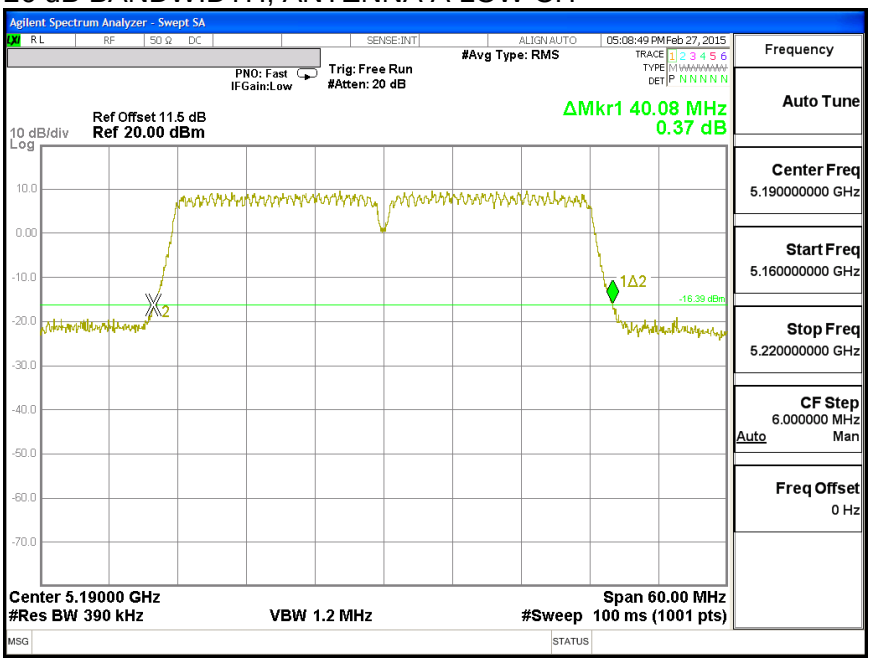

26 dB BANDWIDTH, ANTENNA A HIGH CH

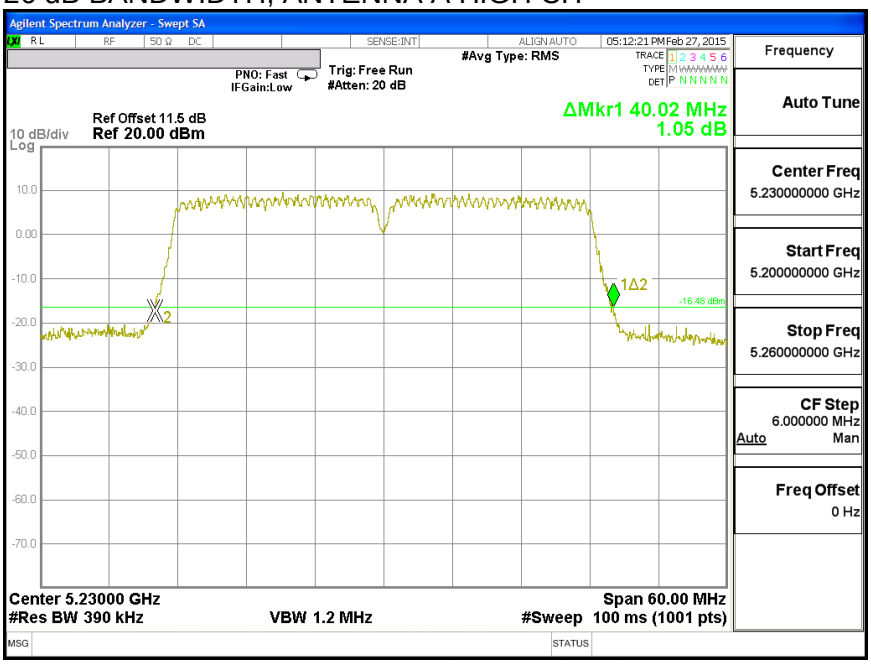

This report shall not be reproduced except in full, without the written approval of UL Verification Services Inc. .

8.7.2. 99% BANDWIDTH

LIMITS

None; for reporting purposes only.

RESULTS

Channel	Frequency (MHz)	99% BW Antenna B (MHz)	99% BW Antenna A (MHz)
Low	5190	36.222	36.353
High	5230	36.313	36.095

This report shall not be reproduced except in full, without the written approval of UL Verification Services Inc. .

99% BANDWIDTH, ANTENNA B

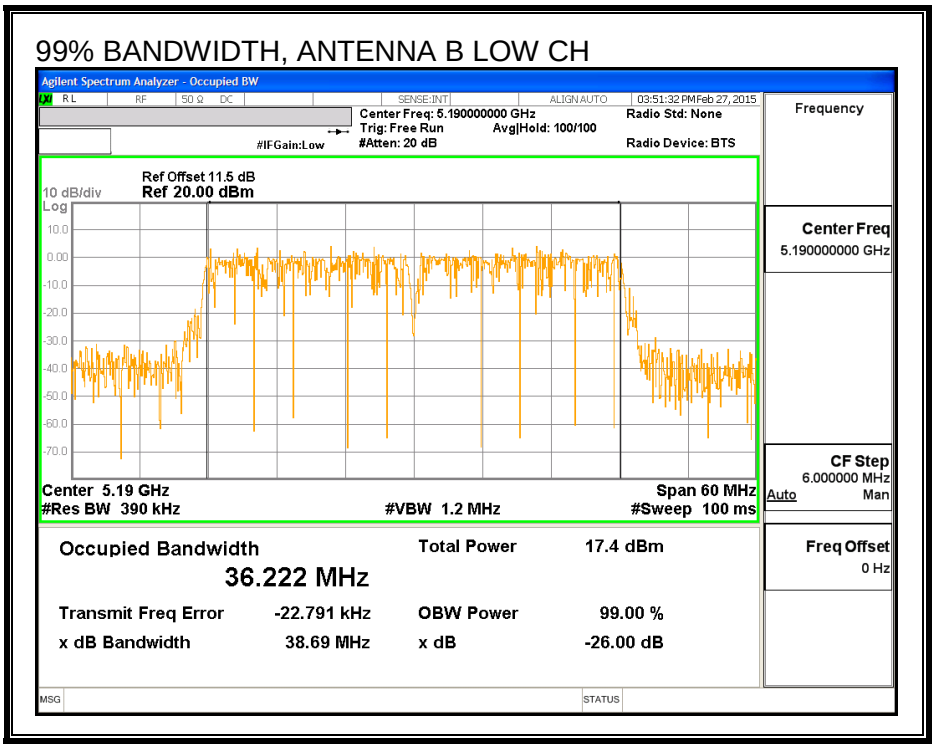

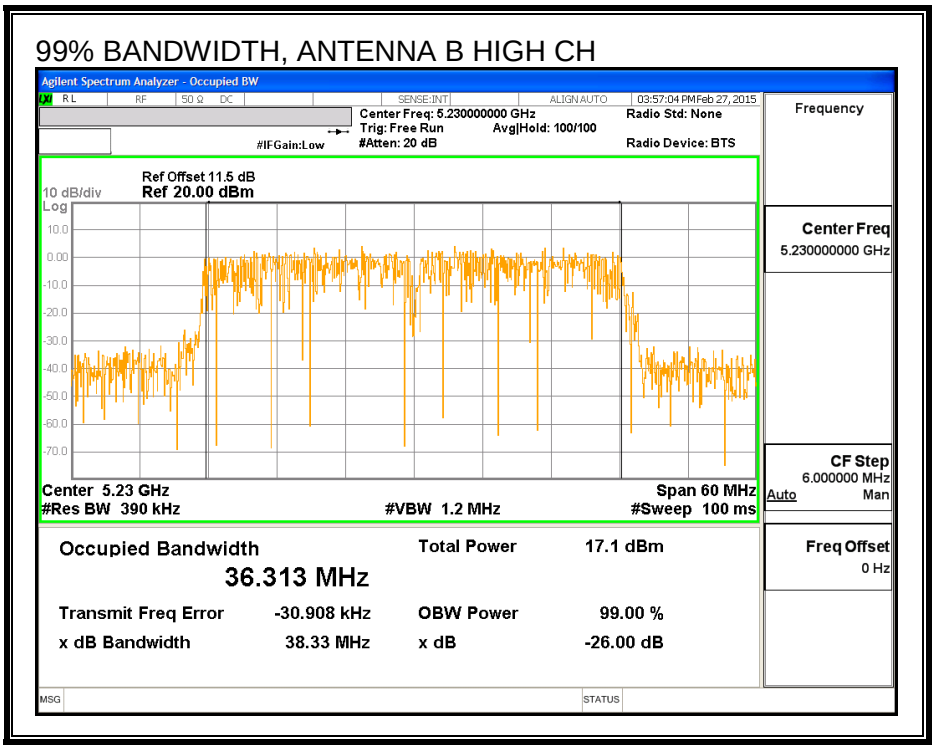

This report shall not be reproduced except in full, without the written approval of UL Verification Services Inc. .

99% BANDWIDTH, ANTENNA A

99% BANDWIDTH, ANTENNA A LOW CH

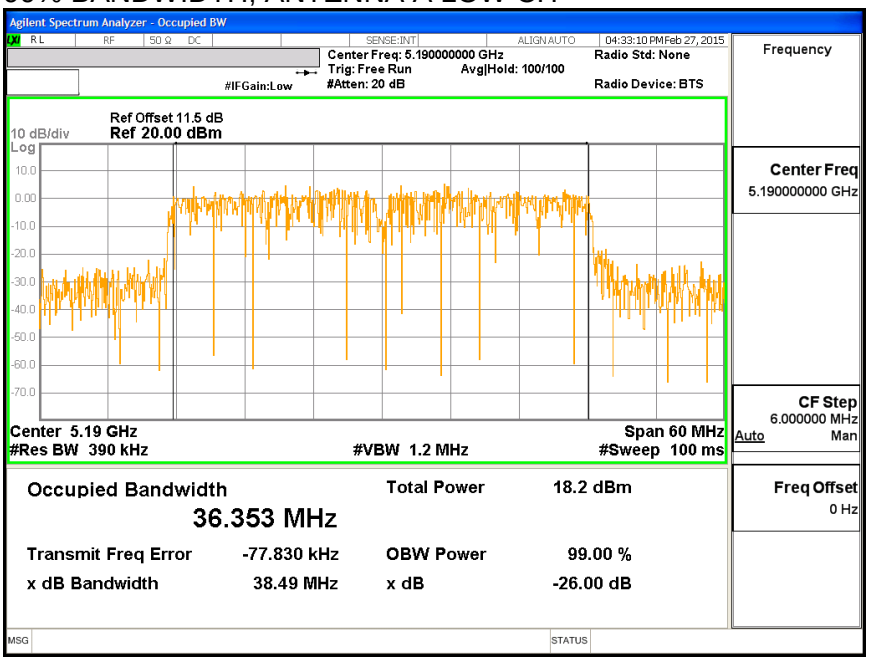

99% BANDWIDTH, ANTENNA A HIGH CH

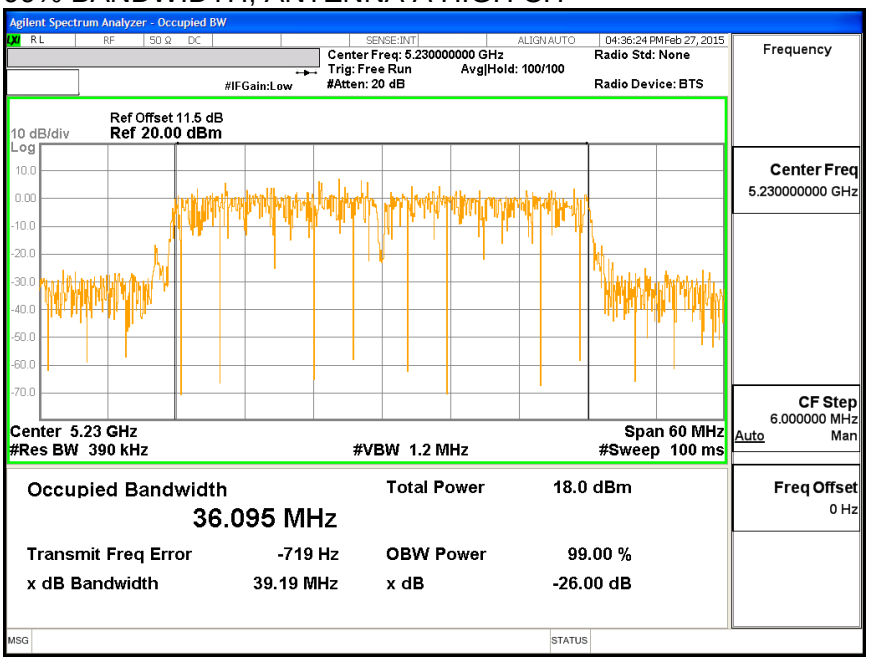

This report shall not be reproduced except in full, without the written approval of UL Verification Services Inc. .

8.7.3. AVERAGE POWER

LIMITS

None; for reporting purposes only.

RESULTS

Average Power Results

Channel	Frequency (MHz)	Antenna B Power (dBm)	Antenna A Power (dBm)	Total Power (dBm)
Low	5190	12.47	12.45	15.47
High	5230	15.94	15.99	18.98

This report shall not be reproduced except in full, without the written approval of UL Verification Services Inc. .

8.7.4. OUTPUT POWER AND PSD

LIMITS

FCC §15.407 (a) (1)

(i) For an outdoor access point operating in the band 5.15-5.25 GHz, the maximum conducted output power over the frequency band of operation shall not exceed 1 W provided the maximum antenna gain does not exceed 6 dBi. In addition, the maximum power spectral density shall not exceed 17 dBm in any 1 megahertz band. If transmitting antennas of directional gain greater than 6 dBi are used, both the maximum conducted output power and the maximum power spectral density shall be reduced by the amount in dB that the directional gain of the antenna exceeds 6 dBi. The maximum e.i.r.p. at any elevation angle above 30 degrees as measured from the horizon must not exceed 125 mW (21 dBm).

(ii) For an indoor access point operating in the band 5.15-5.25 GHz, the maximum conducted output power over the frequency band of operation shall not exceed 1 W provided the maximum antenna gain does not exceed 6 dBi. In addition, the maximum power spectral density shall not exceed 17 dBm in any 1 megahertz band. If transmitting antennas of directional gain greater than 6 dBi are used, both the maximum conducted output power and the maximum power spectral density shall be reduced by the amount in dB that the directional gain of the antenna exceeds 6 dBi.

(iii) For fixed point-to-point access points operating in the band 5.15-5.25 GHz, the maximum conducted output power over the frequency band of operation shall not exceed 1 W. Fixed point-to-point U-NII devices may employ antennas with directional gain up to 23 dBi without any corresponding reduction in the maximum conducted output power or maximum power spectral density. For fixed point-to-point transmitters that employ a directional antenna gain greater than 23 dBi, a 1 dB reduction in maximum conducted output power and maximum power spectral density is required for each 1 dB of antenna gain in excess of 23 dBi. Fixed, point-to-point operations exclude the use of point-to-multipoint systems, omnidirectional applications, and multiple collocated transmitters transmitting the same information. The operator of the U-NII device, or if the equipment is professionally installed, the installer, is responsible for ensuring that systems employing high gain directional antennas are used exclusively for fixed, point-to-point operations.

(iv) For mobile and portable client devices in the 5.15-5.25 GHz band, the maximum conducted output power over the frequency band of operation shall not exceed 250 mW provided the maximum antenna gain does not exceed 6 dBi. In addition, the maximum power spectral density shall not exceed 11 dBm in any 1 megahertz band. If transmitting antennas of directional gain greater than 6 dBi are used, both the maximum conducted output power and the maximum power spectral density shall be reduced by the amount in dB that the directional gain of the antenna exceeds 6 dBi.

This report shall not be reproduced except in full, without the written approval of UL Verification Services Inc. .

DIRECTIONAL ANTENNA GAIN

The TX chains are uncorrelated and the antenna gain is unequal among the chains. The directional gain is:

Antenna B Antenna Gain (dBi)	Antenna A Antenna Gain (dBi)	Uncorrelated Chains Directional Gain (dBi)
4.10	2.10	3.21

The TX chains are correlated and the antenna gain is unequal among the chains. The directional gain is:

Antenna B Antenna Gain (dBi)	Antenna A Antenna Gain (dBi)	Correlated Chains Directional Gain (dBi)
4.10	2.10	6.17

This report shall not be reproduced except in full, without the written approval of UL Verification Services Inc. .

RESULTS

Output Power Results

Channel	Frequency (MHz)	Antenna B Meas Power (dBm)	Antenna A Meas Power (dBm)	Total Corr'd Power (dBm)	Power Limit (dBm)	Power Margin (dB)
Low	5190	12.47	12.45	15.47	24.00	-8.53
High	5230	15.94	15.99	18.98	24.00	-5.02

PSD Results

Channel	Frequency (MHz)	Antenna B Meas PSD (dBm)	Antenna A Meas PSD (dBm)	Total Corr'd PSD (dBm)	PSD Limit (dBm)	PSD Margin (dB)
Low	5190	-2.75	-1.60	0.88	10.83	-9.95
High	5230	1.67	1.68	4.68	10.83	-6.15

This report shall not be reproduced except in full, without the written approval of UL Verification Services Inc. .

PSD, ANTENNA B

PSD, ANTENNA B LOW CH

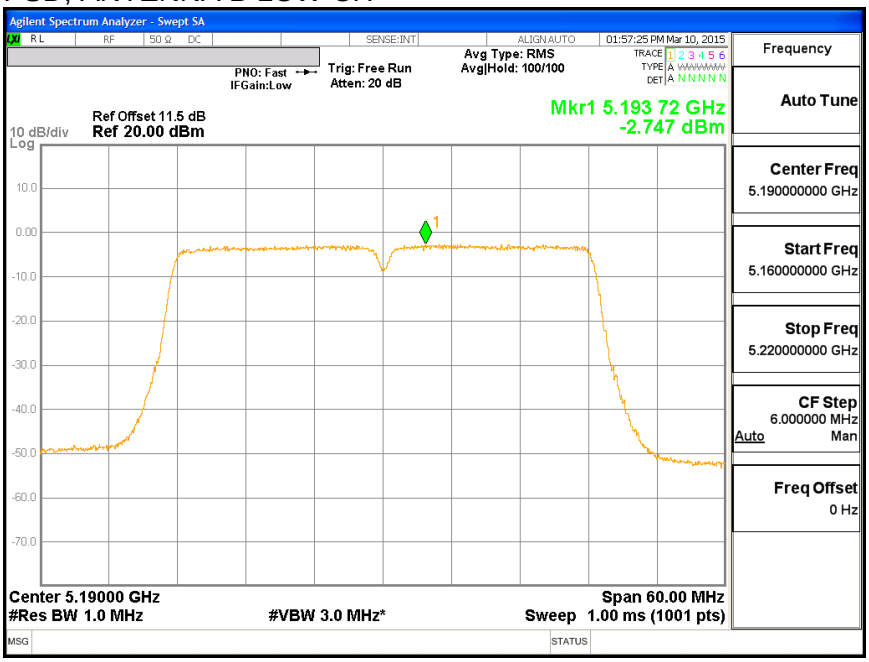

PSD, ANTENNA B HIGH CH

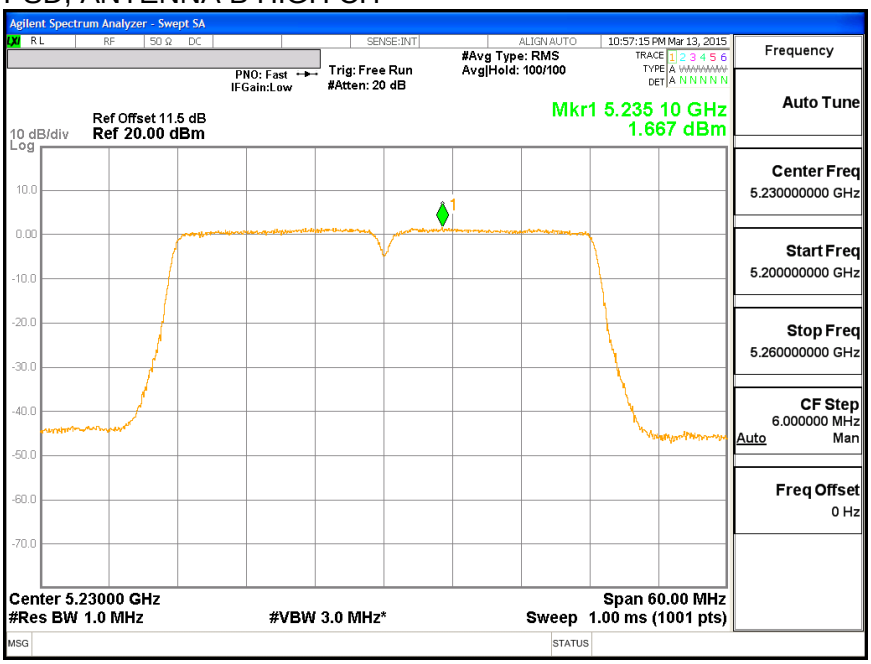

This report shall not be reproduced except in full, without the written approval of UL Verification Services Inc. .

PSD, ANTENNA A

PSD, ANTENNA A LOW CH

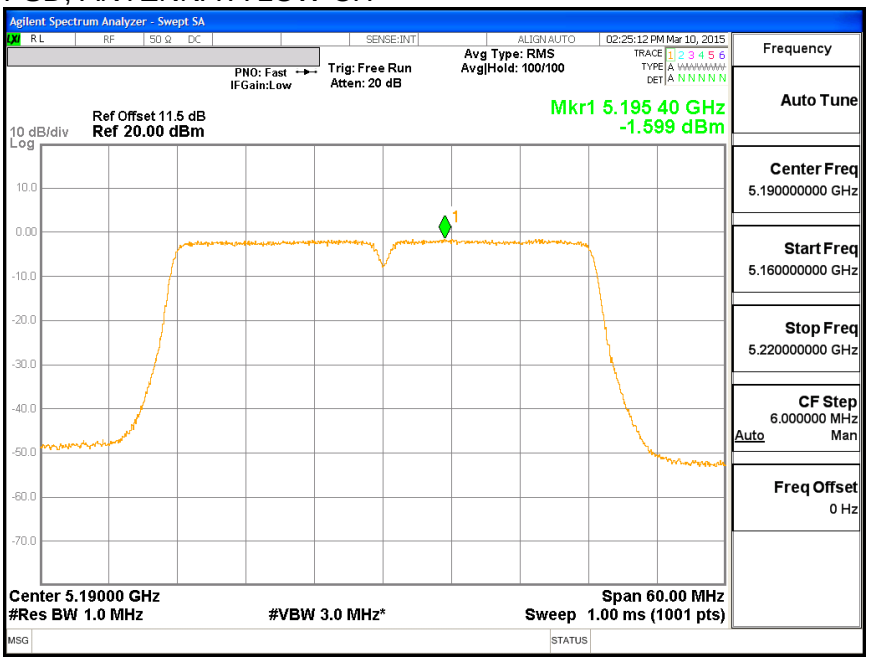

PSD, ANTENNA A HIGH CH

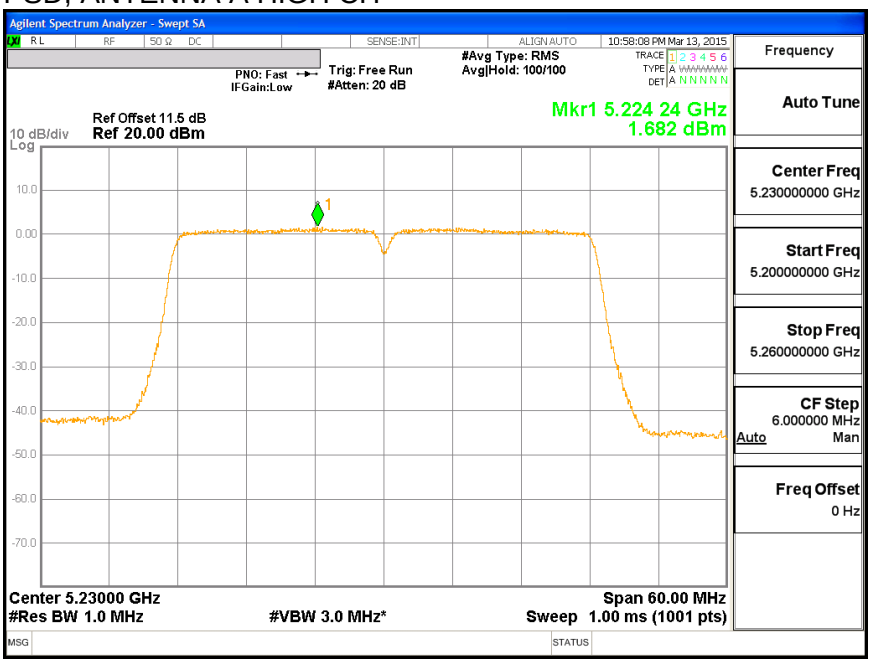

This report shall not be reproduced except in full, without the written approval of UL Verification Services Inc. .

8.8. 802.11n HT40 2Tx STBC MODE IN THE 5.2 GHz BAND

8.8.1. 26 dB BANDWIDTH

LIMITS

None; for reporting purposes only.

RESULTS

Channel	Frequency (MHz)	26 dB BW Antenna B (MHz)	26 dB BW Antenna A (MHz)
Low	5190	40.44	39.96
High	5230	40.14	39.84

This report shall not be reproduced except in full, without the written approval of UL Verification Services Inc. .

26 dB BANDWIDTH, ANTENNA B

26 dB BANDWIDTH, ANTENNA B LOW CH

26 dB BANDWIDTH, ANTENNA B HIGH CH

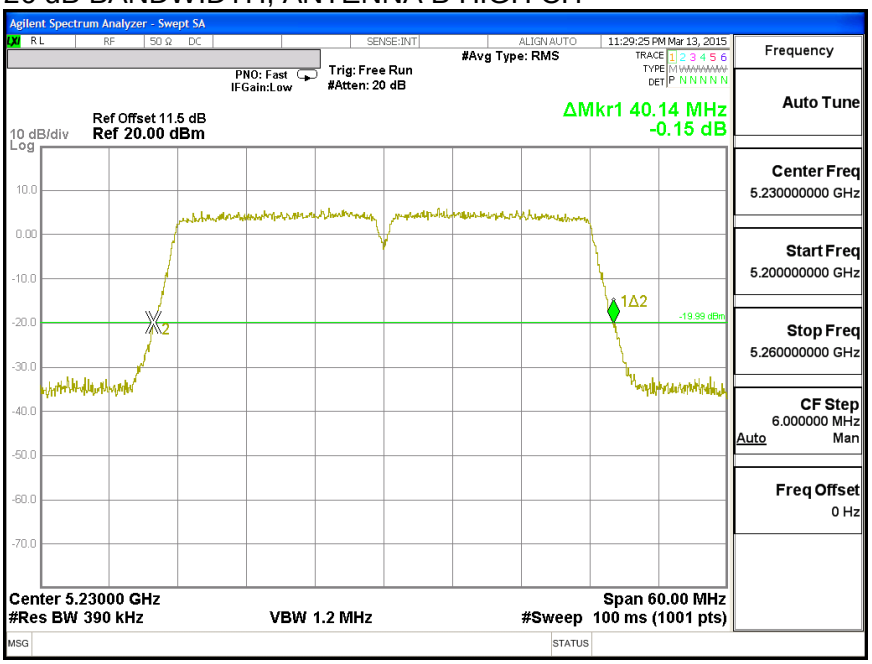

This report shall not be reproduced except in full, without the written approval of UL Verification Services Inc. .

26 dB BANDWIDTH, ANTENNA A

26 dB BANDWIDTH, ANTENNA A LOW CH

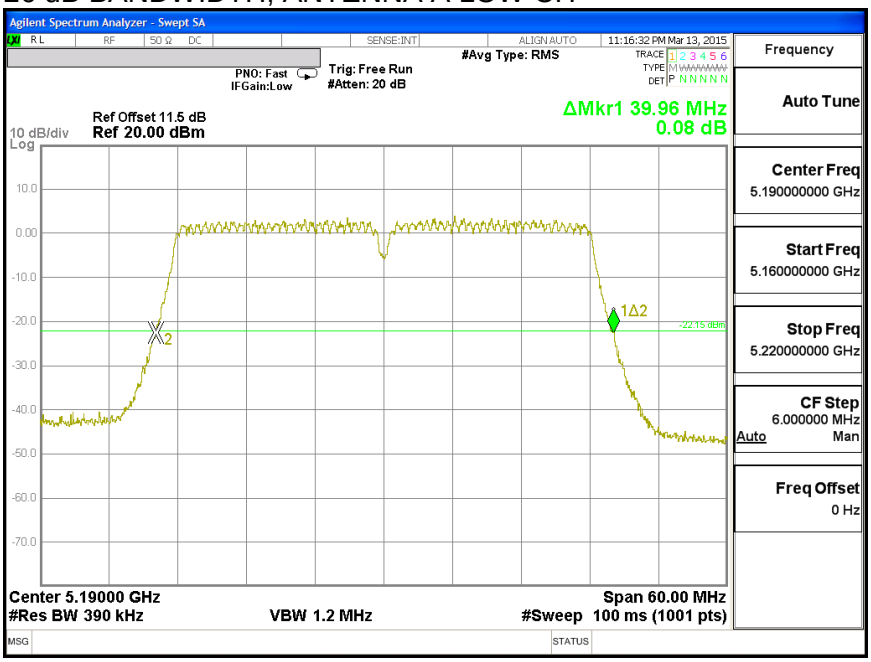

26 dB BANDWIDTH, ANTENNA A HIGH CH

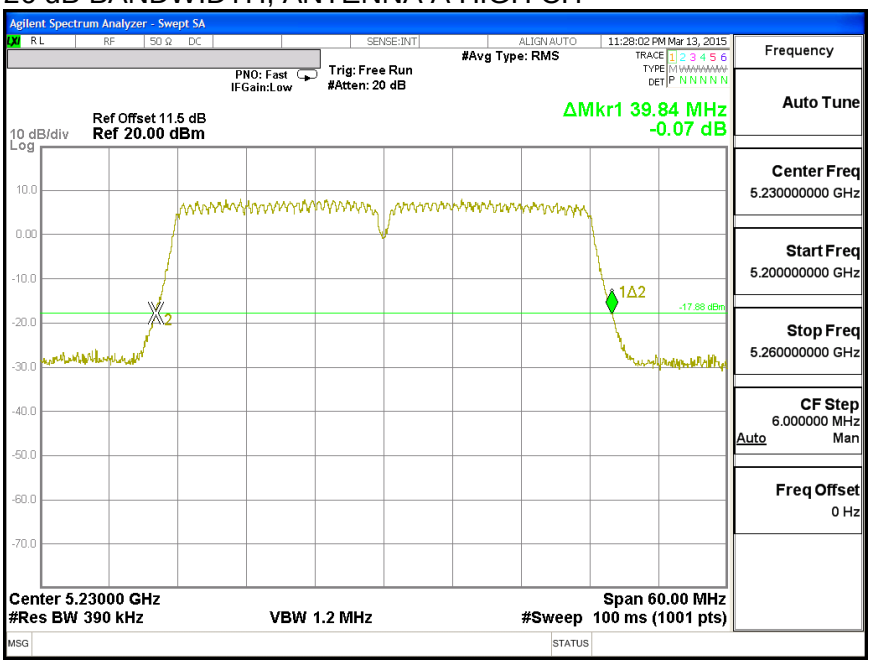

This report shall not be reproduced except in full, without the written approval of UL Verification Services Inc. .

8.8.2. 99% BANDWIDTH

LIMITS

None; for reporting purposes only.

RESULTS

Channel	Frequency (MHz)	99% BW Antenna B (MHz)	99% BW Antenna A (MHz)
Low	5190	36.063	36.233
High	5230	36.326	36.031

This report shall not be reproduced except in full, without the written approval of UL Verification Services Inc. .

99% BANDWIDTH, ANTENNA B

99% BANDWIDTH, ANTENNA B LOW CH

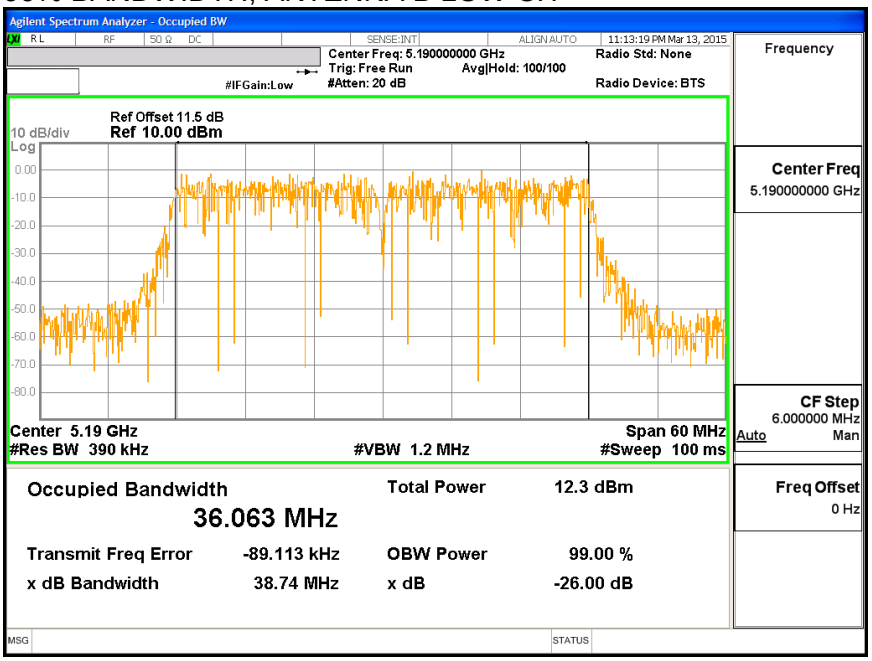

99% BANDWIDTH, ANTENNA B HIGH CH

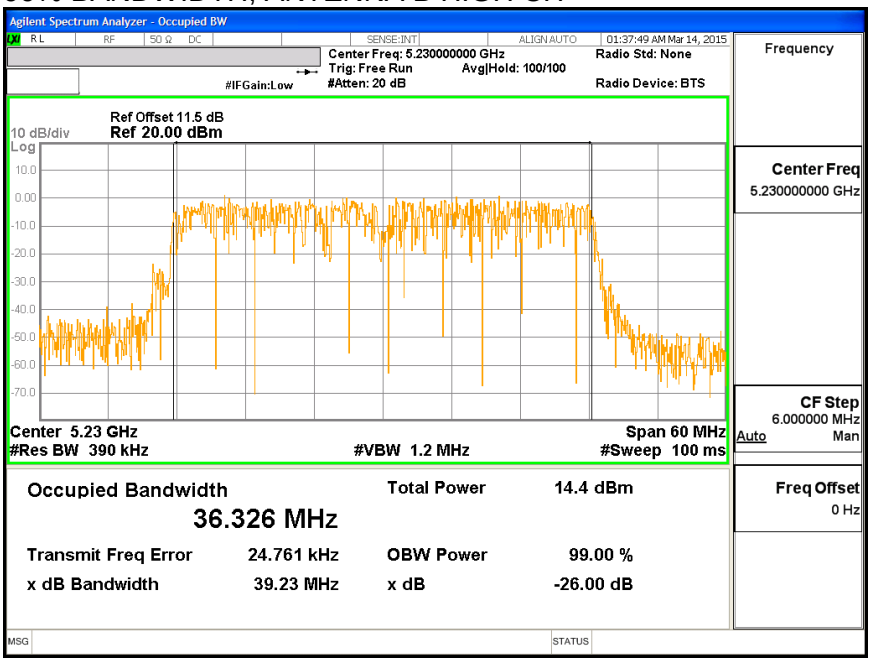

This report shall not be reproduced except in full, without the written approval of UL Verification Services Inc. .

99% BANDWIDTH, ANTENNA A

99% BANDWIDTH, ANTENNA A LOW CH

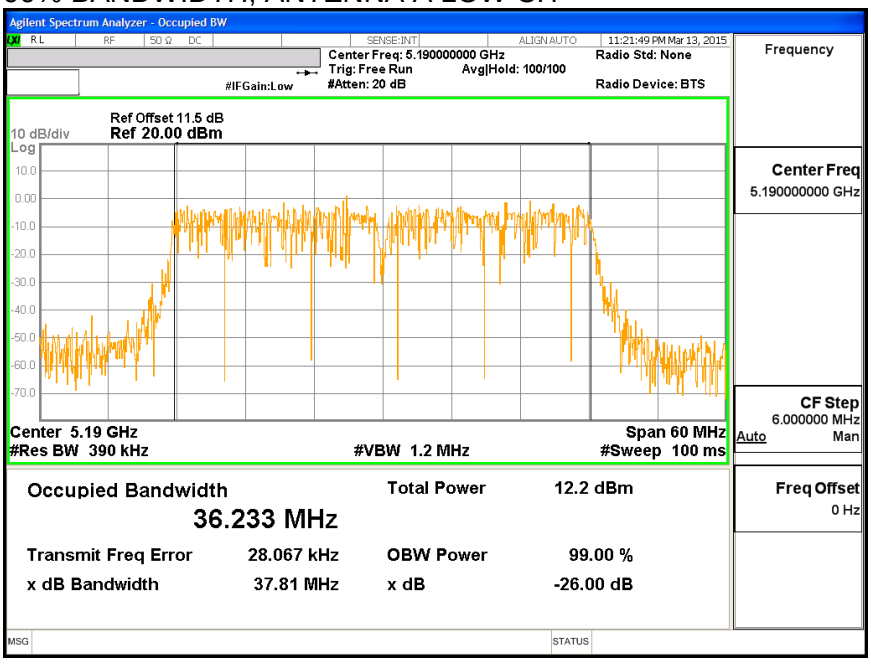

99% BANDWIDTH, ANTENNA A HIGH CH

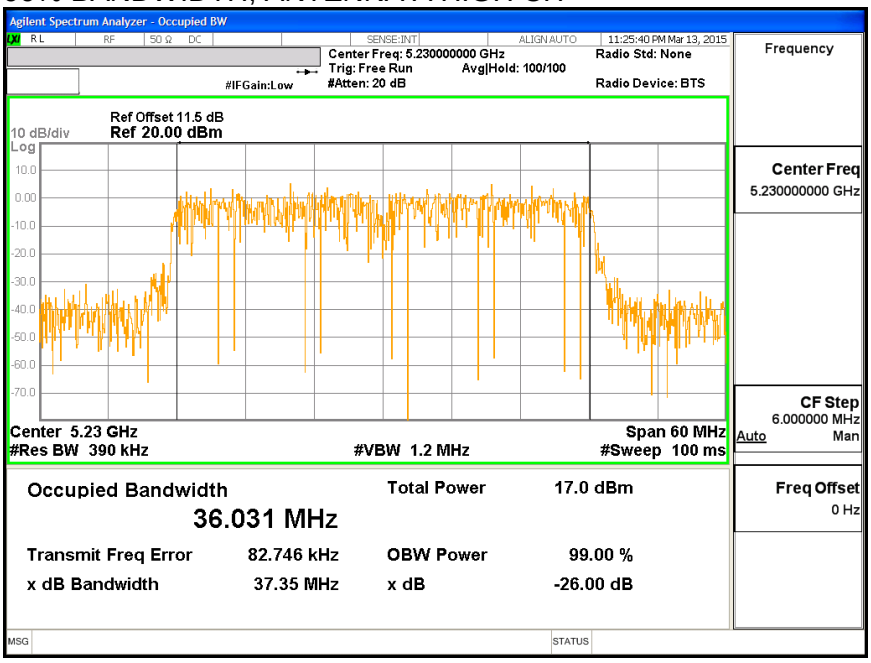

This report shall not be reproduced except in full, without the written approval of UL Verification Services Inc. .

8.8.3. AVERAGE POWER

LIMITS

None; for reporting purposes only.

RESULTS

Average Power Results

Channel	Frequency (MHz)	Antenna B Power (dBm)	Antenna A Power (dBm)	Total Power (dBm)
Low	5190	12.50	12.48	15.50
High	5230	16.43	17.00	19.73

This report shall not be reproduced except in full, without the written approval of UL Verification Services Inc. .

8.8.4. OUTPUT POWER AND PSD

LIMITS

FCC §15.407 (a) (1)

(i) For an outdoor access point operating in the band 5.15-5.25 GHz, the maximum conducted output power over the frequency band of operation shall not exceed 1 W provided the maximum antenna gain does not exceed 6 dBi. In addition, the maximum power spectral density shall not exceed 17 dBm in any 1 megahertz band. If transmitting antennas of directional gain greater than 6 dBi are used, both the maximum conducted output power and the maximum power spectral density shall be reduced by the amount in dB that the directional gain of the antenna exceeds 6 dBi. The maximum e.i.r.p. at any elevation angle above 30 degrees as measured from the horizon must not exceed 125 mW (21 dBm).

(ii) For an indoor access point operating in the band 5.15-5.25 GHz, the maximum conducted output power over the frequency band of operation shall not exceed 1 W provided the maximum antenna gain does not exceed 6 dBi. In addition, the maximum power spectral density shall not exceed 17 dBm in any 1 megahertz band. If transmitting antennas of directional gain greater than 6 dBi are used, both the maximum conducted output power and the maximum power spectral density shall be reduced by the amount in dB that the directional gain of the antenna exceeds 6 dBi.

(iii) For fixed point-to-point access points operating in the band 5.15-5.25 GHz, the maximum conducted output power over the frequency band of operation shall not exceed 1 W. Fixed point-to-point U-NII devices may employ antennas with directional gain up to 23 dBi without any corresponding reduction in the maximum conducted output power or maximum power spectral density. For fixed point-to-point transmitters that employ a directional antenna gain greater than 23 dBi, a 1 dB reduction in maximum conducted output power and maximum power spectral density is required for each 1 dB of antenna gain in excess of 23 dBi. Fixed, point-to-point operations exclude the use of point-to-multipoint systems, omnidirectional applications, and multiple collocated transmitters transmitting the same information. The operator of the U-NII device, or if the equipment is professionally installed, the installer, is responsible for ensuring that systems employing high gain directional antennas are used exclusively for fixed, point-to-point operations.

(iv) For mobile and portable client devices in the 5.15-5.25 GHz band, the maximum conducted output power over the frequency band of operation shall not exceed 250 mW provided the maximum antenna gain does not exceed 6 dBi. In addition, the maximum power spectral density shall not exceed 11 dBm in any 1 megahertz band. If transmitting antennas of directional gain greater than 6 dBi are used, both the maximum conducted output power and the maximum power spectral density shall be reduced by the amount in dB that the directional gain of the antenna exceeds 6 dBi.

This report shall not be reproduced except in full, without the written approval of UL Verification Services Inc. .

DIRECTIONAL ANTENNA GAIN

The TX chains are uncorrelated and the antenna gain is unequal among the chains. The directional gain is:

Antenna B Antenna Gain (dBi)	Antenna A Antenna Gain (dBi)	Uncorrelated Chains Directional Gain (dBi)
4.10	2.10	3.21

This report shall not be reproduced except in full, without the written approval of UL Verification Services Inc. .

RESULTS

Antenna Gain and Limits

Channel	Frequency (MHz)	Directional Gain for Power (dBi)	Directional Gain for PSD (dBi)	Power Limit (dBm)	PSD Limit (dBm)
Low	5190	3.21	3.21	24.00	11.00
High	5230	3.21	3.21	24.00	11.00

Duty Cycle CF (dB)	0.00	**Included in Calculations of Corr'd Power & PSD**

Output Power Results

Channel	Frequency (MHz)	Antenna B Meas Power (dBm)	Antenna A Meas Power (dBm)	Total Corr'd Power (dBm)	Power Limit (dBm)	Power Margin (dB)
Low	5190	12.50	12.48	15.50	24.00	-8.50
High	5230	16.43	17.00	19.73	24.00	-4.27

PSD Results

Channel	Frequency (MHz)	Antenna B Meas PSD (dBm)	Antenna A Meas PSD (dBm)	Total Corr'd PSD (dBm)	PSD Limit (dBm)	PSD Margin (dB)
Low	5190	-1.75	-1.86	1.21	11.00	-9.79
High	5230	2.09	2.83	5.49	11.00	-5.51

UL VERIFICATION SERVICES INC. FORM NO: CCSUP4701J
47173 BENICIA STREET, FREMONT, CA 94538, USA TEL: (510) 771-1000 FAX: (510) 661-0888
This report shall not be reproduced except in full, without the written approval of UL Verification Services Inc. .

PSD, ANTENNA B

PSD, ANTENNA B LOW CH

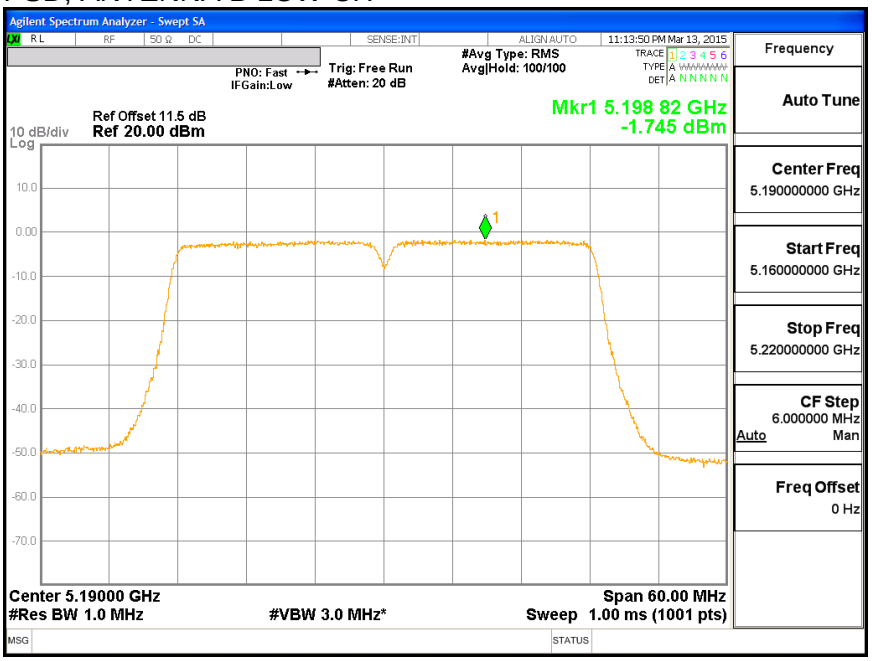

PSD, ANTENNA B HIGH CH

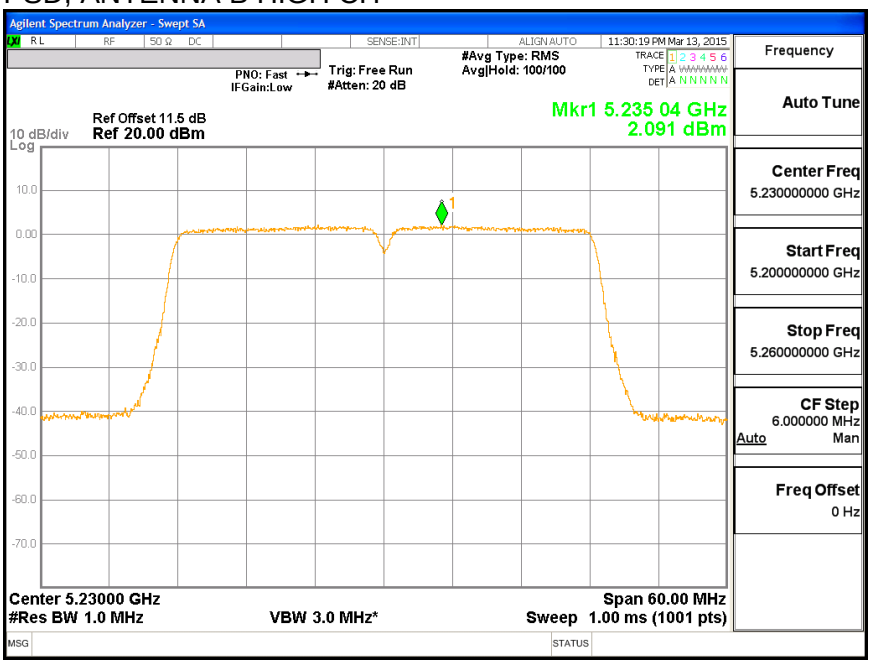

This report shall not be reproduced except in full, without the written approval of UL Verification Services Inc. .

PSD, ANTENNA A

PSD, ANTENNA A LOW CH

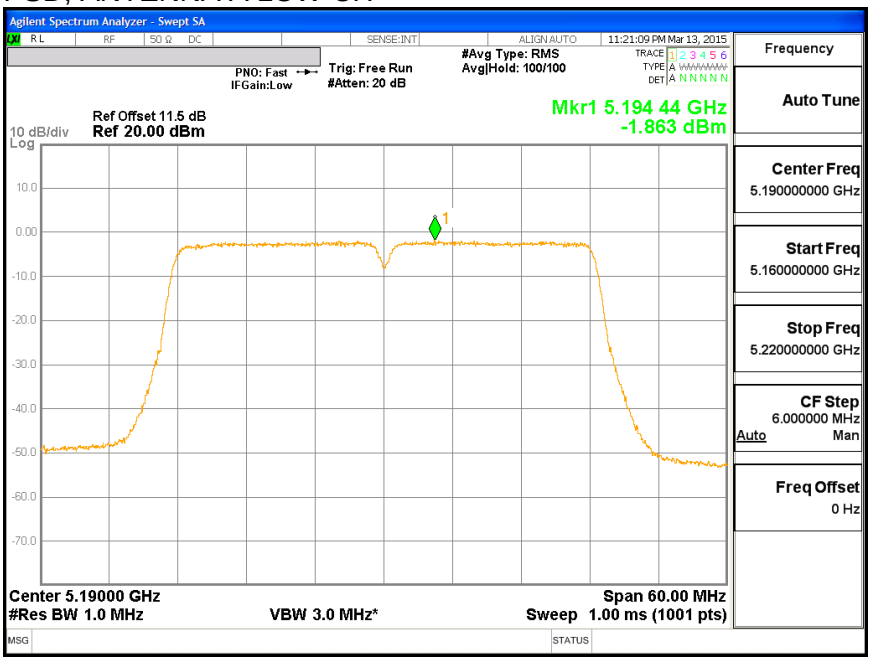

PSD, ANTENNA A HIGH CH

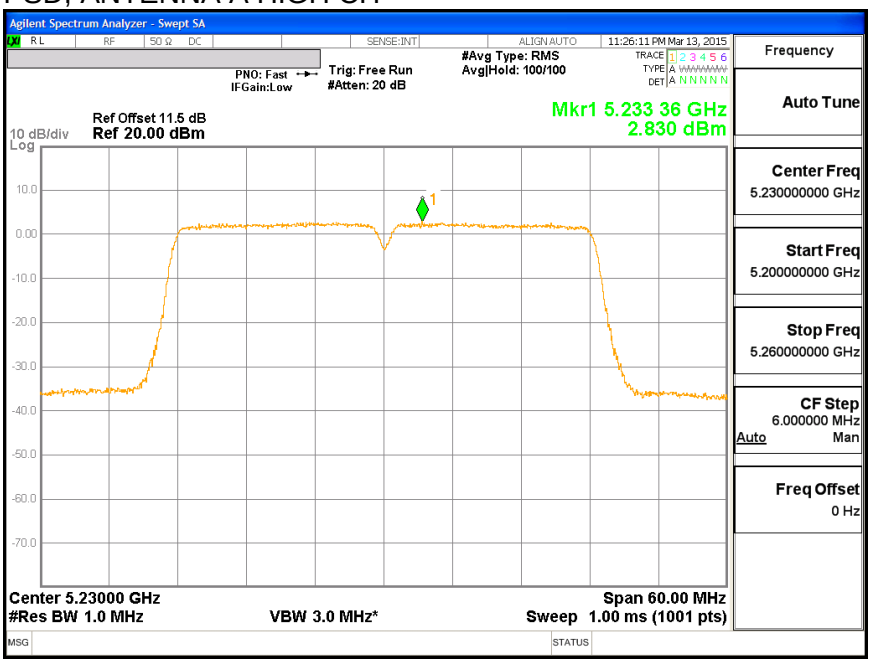

This report shall not be reproduced except in full, without the written approval of UL Verification Services Inc. .

8.9. 802.11ac VHT80 SISO MODE IN THE 5.2 GHz BAND ANTENNA B

8.9.1. 26 dB BANDWIDTH

LIMITS

None; for reporting purposes only.

RESULTS

Channel	Frequency (MHz)	26 dB Bandwidth (MHz)
Mid	5210	81.96

This report shall not be reproduced except in full, without the written approval of UL Verification Services Inc. .

26 dB BANDWIDTH

BANDWIDTH MID CH

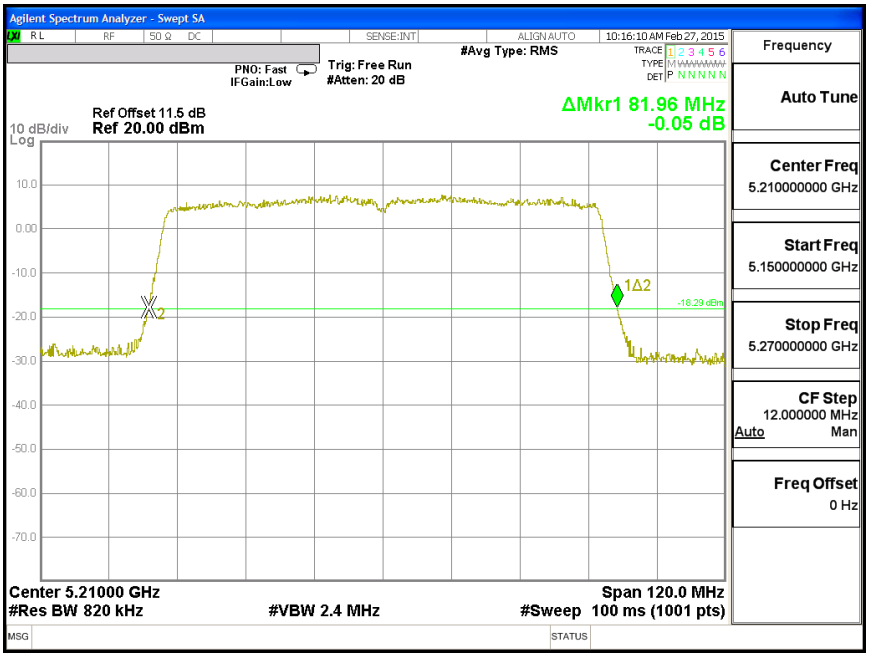

This report shall not be reproduced except in full, without the written approval of UL Verification Services Inc. .

8.9.2. 99% BANDWIDTH

LIMITS

None; for reporting purposes only.

RESULTS

Channel	Frequency (MHz)	99% Bandwidth (MHz)
Mid	5210	75.694

This report shall not be reproduced except in full, without the written approval of UL Verification Services Inc. .

99% BANDWIDTH

BANDWIDTH MID CH

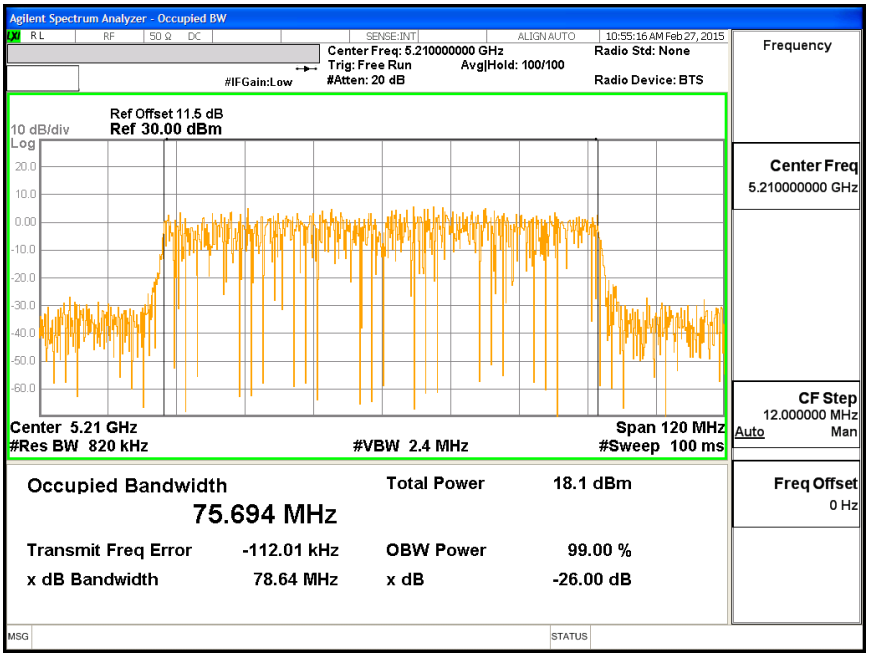

UL VERIFICATION SERVICES INC. FORM NO: CCSUP4701J
47173 BENICIA STREET, FREMONT, CA 94538, USA TEL: (510) 771-1000 FAX: (510) 661-0888
This report shall not be reproduced except in full, without the written approval of UL Verification Services Inc. .

8.9.3. AVERAGE POWER

LIMITS

None; for reporting purposes only.

RESULTS

Channel	Frequency (MHz)	Power (dBm)
Mid	5210	13.01

UL VERIFICATION SERVICES INC. FORM NO: CCSUP4701J
47173 BENICIA STREET, FREMONT, CA 94538, USA TEL: (510) 771-1000 FAX: (510) 661-0888
This report shall not be reproduced except in full, without the written approval of UL Verification Services Inc. .

8.9.4. OUTPUT POWER AND PSD

LIMITS

FCC §15.407 (a) (1)

(i) For an outdoor access point operating in the band 5.15-5.25 GHz, the maximum conducted output power over the frequency band of operation shall not exceed 1 W provided the maximum antenna gain does not exceed 6 dBi. In addition, the maximum power spectral density shall not exceed 17 dBm in any 1 megahertz band. If transmitting antennas of directional gain greater than 6 dBi are used, both the maximum conducted output power and the maximum power spectral density shall be reduced by the amount in dB that the directional gain of the antenna exceeds 6 dBi. The maximum e.i.r.p. at any elevation angle above 30 degrees as measured from the horizon must not exceed 125 mW (21 dBm).

(ii) For an indoor access point operating in the band 5.15-5.25 GHz, the maximum conducted output power over the frequency band of operation shall not exceed 1 W provided the maximum antenna gain does not exceed 6 dBi. In addition, the maximum power spectral density shall not exceed 17 dBm in any 1 megahertz band. If transmitting antennas of directional gain greater than 6 dBi are used, both the maximum conducted output power and the maximum power spectral density shall be reduced by the amount in dB that the directional gain of the antenna exceeds 6 dBi.

(iii) For fixed point-to-point access points operating in the band 5.15-5.25 GHz, the maximum conducted output power over the frequency band of operation shall not exceed 1 W. Fixed point-to-point U-NII devices may employ antennas with directional gain up to 23 dBi without any corresponding reduction in the maximum conducted output power or maximum power spectral density. For fixed point-to-point transmitters that employ a directional antenna gain greater than 23 dBi, a 1 dB reduction in maximum conducted output power and maximum power spectral density is required for each 1 dB of antenna gain in excess of 23 dBi. Fixed, point-to-point operations exclude the use of point-to-multipoint systems, omnidirectional applications, and multiple collocated transmitters transmitting the same information. The operator of the U-NII device, or if the equipment is professionally installed, the installer, is responsible for ensuring that systems employing high gain directional antennas are used exclusively for fixed, point-to-point operations.

(iv) For mobile and portable client devices in the 5.15-5.25 GHz band, the maximum conducted output power over the frequency band of operation shall not exceed 250 mW provided the maximum antenna gain does not exceed 6 dBi. In addition, the maximum power spectral density shall not exceed 11 dBm in any 1 megahertz band. If transmitting antennas of directional gain greater than 6 dBi are used, both the maximum conducted output power and the maximum power spectral density shall be reduced by the amount in dB that the directional gain of the antenna exceeds 6 dBi.

DIRECTIONAL ANTENNA GAIN

There is only one transmitter output therefore the directional gain is equal to the antenna gain.

RESULTS

UL VERIFICATION SERVICES INC. FORM NO: CCSUP4701J
47173 BENICIA STREET, FREMONT, CA 94538, USA TEL: (510) 771-1000 FAX: (510) 661-0888
This report shall not be reproduced except in full, without the written approval of UL Verification Services Inc. .

Antenna Gain and Limits

Channel	Frequency (MHz)	Directional Gain for Power (dBi)	Directional Gain for PSD (dBi)	Power Limit (dBm)	PSD Limit (dBm)
Mid	5210	4.10	4.10	24.00	11.00

Duty Cycle CF (dB)	0.16	**Included in Calculations of Corr'd Power & PSD**

Output Power Results

Channel	Frequency (MHz)	Antenna B Meas Power (dBm)	Total Corr'd Power (dBm)	Power Limit (dBm)	Power Margin (dB)
Mid	5210	13.01	13.17	24.00	-10.83

PSD Results

Channel	Frequency (MHz)	Antenna B Meas PSD (dBm)	Total Corr'd PSD (dBm)	PSD Limit (dBm)	PSD Margin (dB)
Mid	5210	-4.04	-3.88	11.00	-14.88

UL VERIFICATION SERVICES INC. FORM NO: CCSUP4701J
47173 BENICIA STREET, FREMONT, CA 94538, USA TEL: (510) 771-1000 FAX: (510) 661-0888
This report shall not be reproduced except in full, without the written approval of UL Verification Services Inc. .

PSD, ANTENNA B

PSD, ANTENNA B MID CH

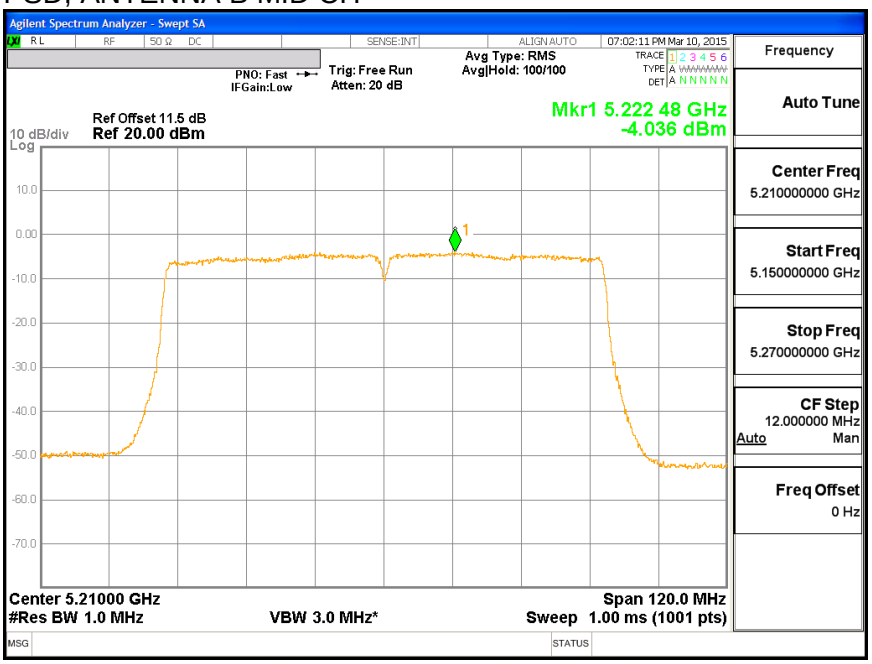

This report shall not be reproduced except in full, without the written approval of UL Verification Services Inc. .

8.10. 802.11ac VHT80 SISO MODE IN THE 5.2 GHz BAND ANTENNA A

8.10.1. 26 dB BANDWIDTH

LIMITS

None; for reporting purposes only.

RESULTS

Channel	Frequency (MHz)	26 dB Bandwidth (MHz)
Mid	5210	82.20

This report shall not be reproduced except in full, without the written approval of UL Verification Services Inc. .

26 dB BANDWIDTH

BANDWIDTH MID CH

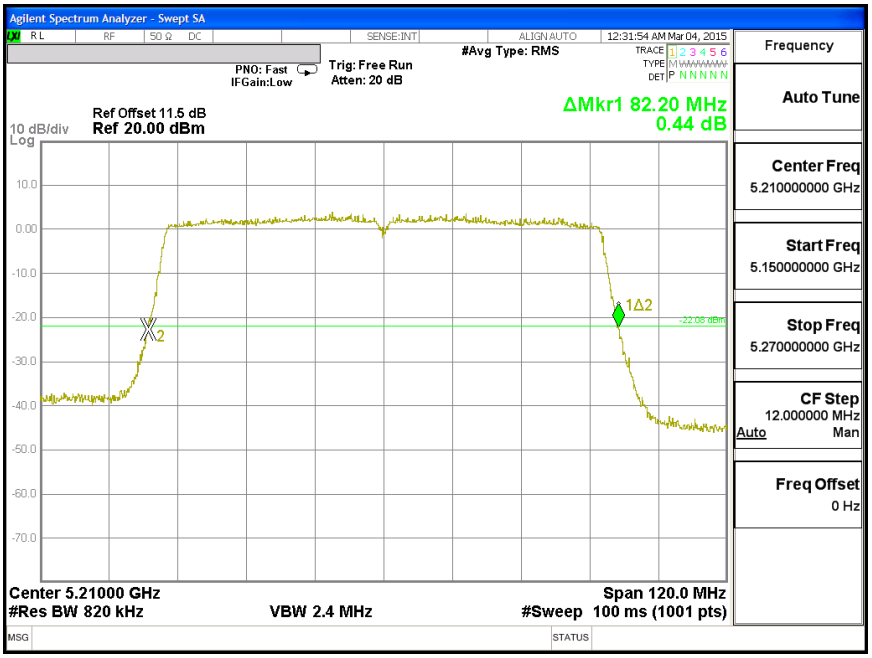

UL VERIFICATION SERVICES INC. FORM NO: CCSUP4701J
47173 BENICIA STREET, FREMONT, CA 94538, USA TEL: (510) 771-1000 FAX: (510) 661-0888
This report shall not be reproduced except in full, without the written approval of UL Verification Services Inc. .

8.10.2. 99% BANDWIDTH

LIMITS

None; for reporting purposes only.

RESULTS

Channel	Frequency (MHz)	99% Bandwidth (MHz)
Mid	5210	75.643

This report shall not be reproduced except in full, without the written approval of UL Verification Services Inc. .

99% BANDWIDTH

BANDWIDTH MID CH

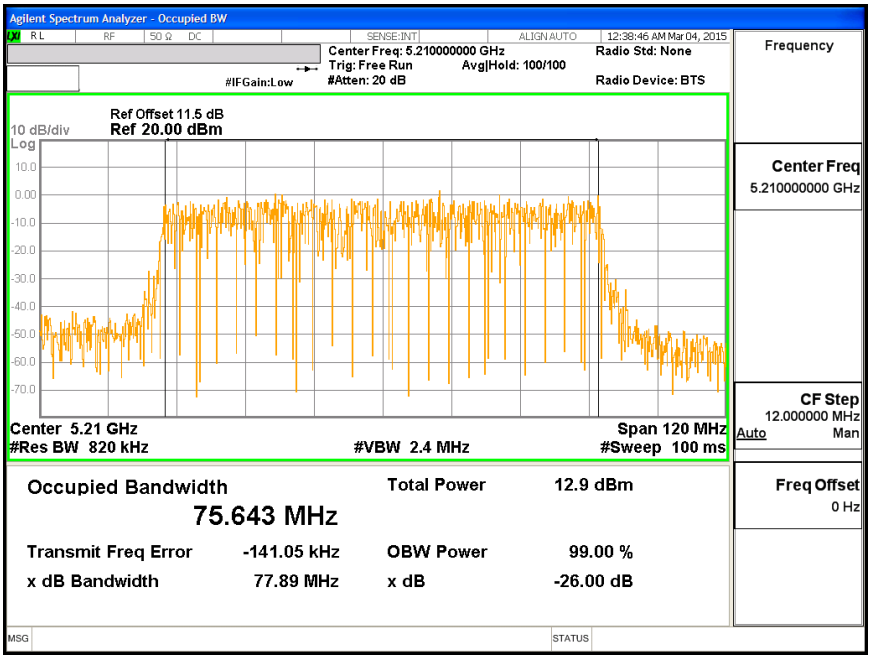

This report shall not be reproduced except in full, without the written approval of UL Verification Services Inc. .

8.10.3. AVERAGE POWER

LIMITS

None; for reporting purposes only.

RESULTS

Channel	Frequency (MHz)	Power (dBm)
Mid	5210	13.01

This report shall not be reproduced except in full, without the written approval of UL Verification Services Inc. .

8.10.4. OUTPUT POWER AND PSD

LIMITS

FCC §15.407 (a) (1)

(i) For an outdoor access point operating in the band 5.15-5.25 GHz, the maximum conducted output power over the frequency band of operation shall not exceed 1 W provided the maximum antenna gain does not exceed 6 dBi. In addition, the maximum power spectral density shall not exceed 17 dBm in any 1 megahertz band. If transmitting antennas of directional gain greater than 6 dBi are used, both the maximum conducted output power and the maximum power spectral density shall be reduced by the amount in dB that the directional gain of the antenna exceeds 6 dBi. The maximum e.i.r.p. at any elevation angle above 30 degrees as measured from the horizon must not exceed 125 mW (21 dBm).

(ii) For an indoor access point operating in the band 5.15-5.25 GHz, the maximum conducted output power over the frequency band of operation shall not exceed 1 W provided the maximum antenna gain does not exceed 6 dBi. In addition, the maximum power spectral density shall not exceed 17 dBm in any 1 megahertz band. If transmitting antennas of directional gain greater than 6 dBi are used, both the maximum conducted output power and the maximum power spectral density shall be reduced by the amount in dB that the directional gain of the antenna exceeds 6 dBi.

(iii) For fixed point-to-point access points operating in the band 5.15-5.25 GHz, the maximum conducted output power over the frequency band of operation shall not exceed 1 W. Fixed point-to-point U-NII devices may employ antennas with directional gain up to 23 dBi without any corresponding reduction in the maximum conducted output power or maximum power spectral density. For fixed point-to-point transmitters that employ a directional antenna gain greater than 23 dBi, a 1 dB reduction in maximum conducted output power and maximum power spectral density is required for each 1 dB of antenna gain in excess of 23 dBi. Fixed, point-to-point operations exclude the use of point-to-multipoint systems, omnidirectional applications, and multiple collocated transmitters transmitting the same information. The operator of the U-NII device, or if the equipment is professionally installed, the installer, is responsible for ensuring that systems employing high gain directional antennas are used exclusively for fixed, point-to-point operations.

(iv) For mobile and portable client devices in the 5.15-5.25 GHz band, the maximum conducted output power over the frequency band of operation shall not exceed 250 mW provided the maximum antenna gain does not exceed 6 dBi. In addition, the maximum power spectral density shall not exceed 11 dBm in any 1 megahertz band. If transmitting antennas of directional gain greater than 6 dBi are used, both the maximum conducted output power and the maximum power spectral density shall be reduced by the amount in dB that the directional gain of the antenna exceeds 6 dBi.

DIRECTIONAL ANTENNA GAIN

There is only one transmitter output therefore the directional gain is equal to the antenna gain.

RESULTS

UL VERIFICATION SERVICES INC. FORM NO: CCSUP4701J
47173 BENICIA STREET, FREMONT, CA 94538, USA TEL: (510) 771-1000 FAX: (510) 661-0888
This report shall not be reproduced except in full, without the written approval of UL Verification Services Inc. .

Antenna Gain and Limits

Channel	Frequency (MHz)	Directional Gain for Power (dBi)	Directional Gain for PSD (dBi)	Power Limit (dBm)	PSD Limit (dBm)
Mid	5210	2.10	2.10	24.00	11.00

Duty Cycle CF (dB)	0.16	**Included in Calculations of Corr'd Power & PSD**

Output Power Results

Channel	Frequency (MHz)	Antenna A Meas Power (dBm)	Total Corr'd Power (dBm)	Power Limit (dBm)	Power Margin (dB)
Mid	5210	13.01	13.17	24.00	-10.83

PSD Results

Channel	Frequency (MHz)	Antenna A Meas PSD (dBm)	Total Corr'd PSD (dBm)	PSD Limit (dBm)	PSD Margin (dB)
Mid	5210	-3.96	-3.80	11.00	-14.80

This report shall not be reproduced except in full, without the written approval of UL Verification Services Inc. .

PSD, ANTENNA A

PSD, ANTENNA A MID CH

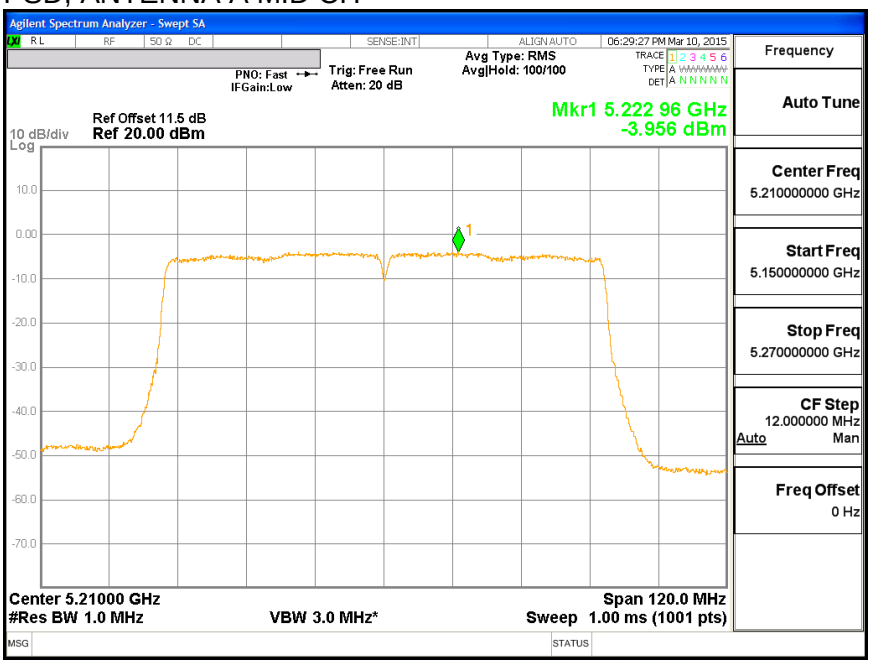

This report shall not be reproduced except in full, without the written approval of UL Verification Services Inc. .

8.11. 802.11ac VHT80 2Tx CDD MODE IN THE 5.2 GHz BAND

8.11.1. 26 dB BANDWIDTH

LIMITS

None; for reporting purposes only.

RESULTS

Channel	Frequency (MHz)	26 dB BW Antenna B (MHz)	26 dB BW Antenna A (MHz)
Mid	5210	81.96	81.60

This report shall not be reproduced except in full, without the written approval of UL Verification Services Inc. .

26 dB BANDWIDTH, ANTENNA B

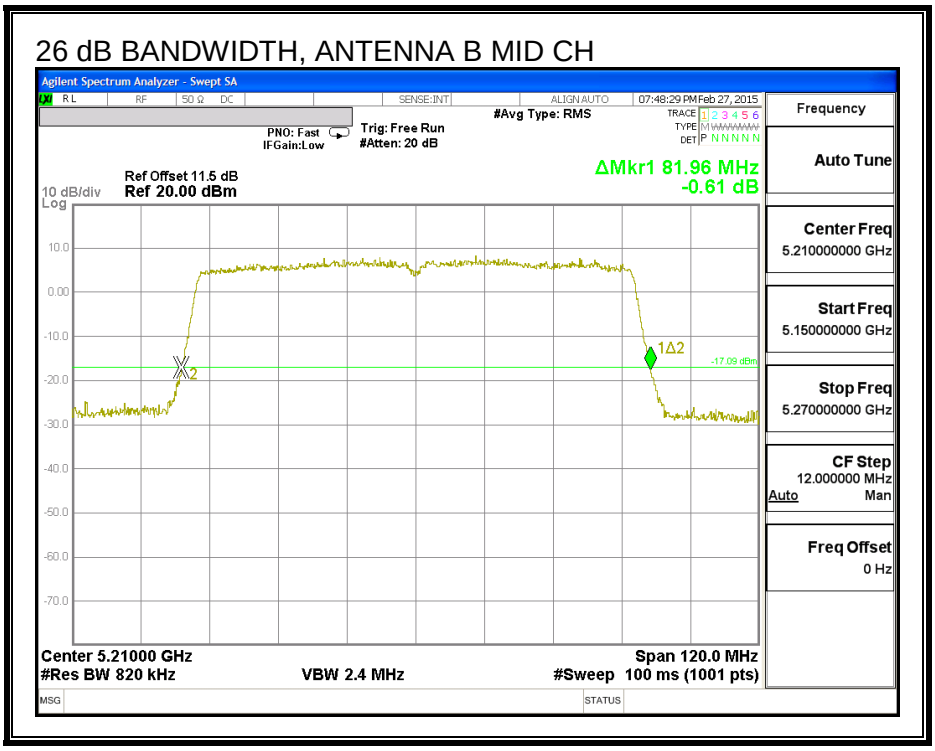

26 dB BANDWIDTH, ANTENNA A

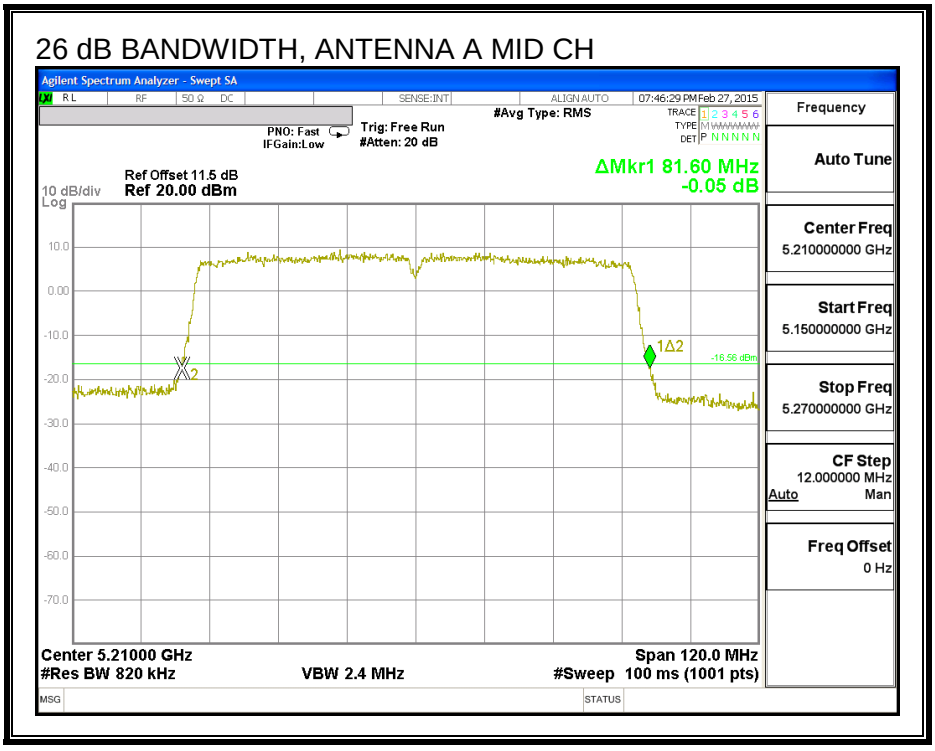

This report shall not be reproduced except in full, without the written approval of UL Verification Services Inc. .

8.11.2. 99% BANDWIDTH

LIMITS

None; for reporting purposes only.

RESULTS

Channel	Frequency (MHz)	99% BW Antenna B (MHz)	99% BW Antenna A (MHz)
Mid	5210	75.892	75.737

UL VERIFICATION SERVICES INC. FORM NO: CCSUP4701J
47173 BENICIA STREET, FREMONT, CA 94538, USA TEL: (510) 771-1000 FAX: (510) 661-0888
This report shall not be reproduced except in full, without the written approval of UL Verification Services Inc. .

99% BANDWIDTH, ANTENNA B

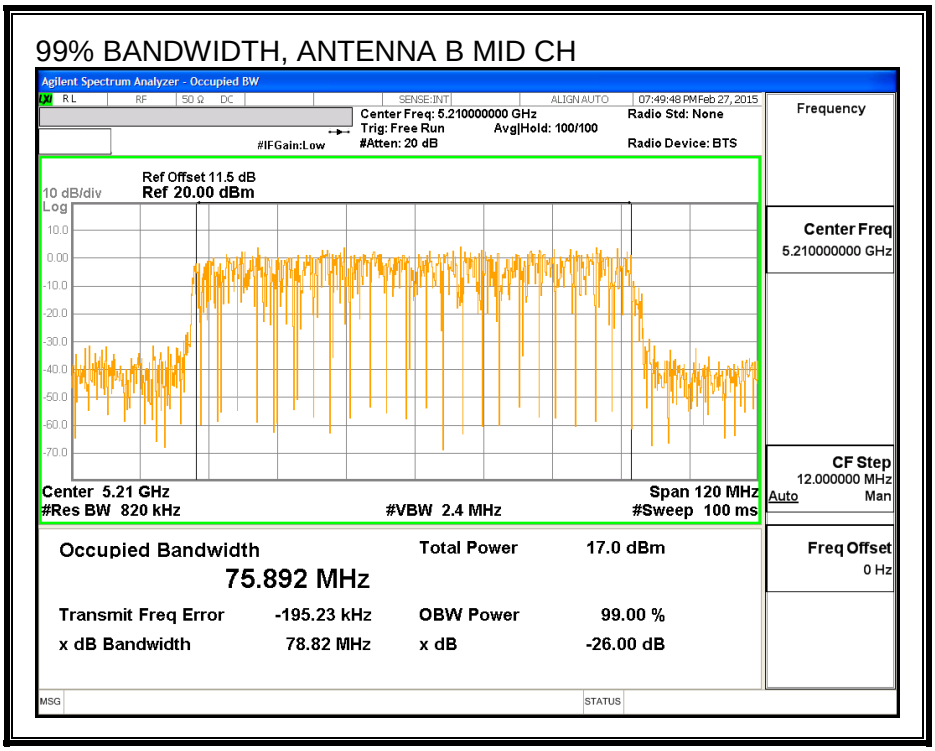

99% BANDWIDTH, ANTENNA A

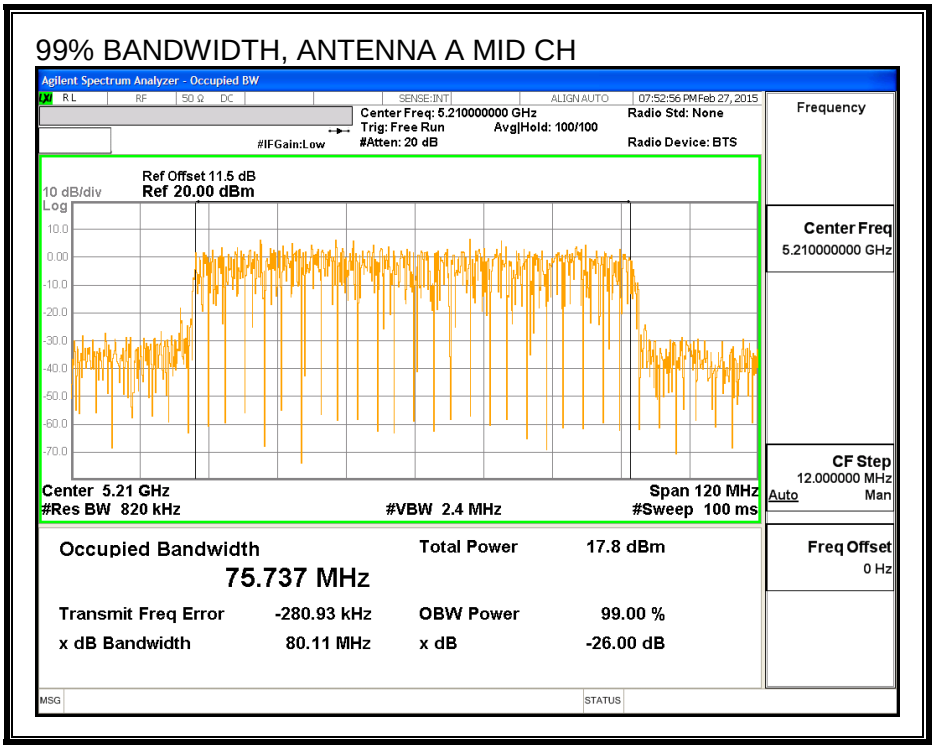

This report shall not be reproduced except in full, without the written approval of UL Verification Services Inc. .

8.11.3. AVERAGE POWER

LIMITS

None; for reporting purposes only.

RESULTS

Channel	Frequency (MHz)	Antenna B Power (dBm)	Antenna A Power (dBm)	Total Power (dBm)
Mid	5210	11.92	12.02	14.98

This report shall not be reproduced except in full, without the written approval of UL Verification Services Inc. .

8.11.4. OUTPUT POWER AND PSD

LIMITS

FCC §15.407 (a) (1)

(i) For an outdoor access point operating in the band 5.15-5.25 GHz, the maximum conducted output power over the frequency band of operation shall not exceed 1 W provided the maximum antenna gain does not exceed 6 dBi. In addition, the maximum power spectral density shall not exceed 17 dBm in any 1 megahertz band. If transmitting antennas of directional gain greater than 6 dBi are used, both the maximum conducted output power and the maximum power spectral density shall be reduced by the amount in dB that the directional gain of the antenna exceeds 6 dBi. The maximum e.i.r.p. at any elevation angle above 30 degrees as measured from the horizon must not exceed 125 mW (21 dBm).

(ii) For an indoor access point operating in the band 5.15-5.25 GHz, the maximum conducted output power over the frequency band of operation shall not exceed 1 W provided the maximum antenna gain does not exceed 6 dBi. In addition, the maximum power spectral density shall not exceed 17 dBm in any 1 megahertz band. If transmitting antennas of directional gain greater than 6 dBi are used, both the maximum conducted output power and the maximum power spectral density shall be reduced by the amount in dB that the directional gain of the antenna exceeds 6 dBi.

(iii) For fixed point-to-point access points operating in the band 5.15-5.25 GHz, the maximum conducted output power over the frequency band of operation shall not exceed 1 W. Fixed point-to-point U-NII devices may employ antennas with directional gain up to 23 dBi without any corresponding reduction in the maximum conducted output power or maximum power spectral density. For fixed point-to-point transmitters that employ a directional antenna gain greater than 23 dBi, a 1 dB reduction in maximum conducted output power and maximum power spectral density is required for each 1 dB of antenna gain in excess of 23 dBi. Fixed, point-to-point operations exclude the use of point-to-multipoint systems, omnidirectional applications, and multiple collocated transmitters transmitting the same information. The operator of the U-NII device, or if the equipment is professionally installed, the installer, is responsible for ensuring that systems employing high gain directional antennas are used exclusively for fixed, point-to-point operations.

(iv) For mobile and portable client devices in the 5.15-5.25 GHz band, the maximum conducted output power over the frequency band of operation shall not exceed 250 mW provided the maximum antenna gain does not exceed 6 dBi. In addition, the maximum power spectral density shall not exceed 11 dBm in any 1 megahertz band. If transmitting antennas of directional gain greater than 6 dBi are used, both the maximum conducted output power and the maximum power spectral density shall be reduced by the amount in dB that the directional gain of the antenna exceeds 6 dBi.

This report shall not be reproduced except in full, without the written approval of UL Verification Services Inc. .

DIRECTIONAL ANTENNA GAIN

The TX chains are uncorrelated and the antenna gain is unequal among the chains. The directional gain is:

Antenna B Antenna Gain (dBi)	Antenna A Antenna Gain (dBi)	Uncorrelated Chains Directional Gain (dBi)
4.10	2.10	3.21

The TX chains are correlated and the antenna gain is unequal among the chains. The directional gain is:

Antenna B Antenna Gain (dBi)	Antenna A Antenna Gain (dBi)	Correlated Chains Directional Gain (dBi)
4.10	2.10	6.17

UL VERIFICATION SERVICES INC. FORM NO: CCSUP4701J
47173 BENICIA STREET, FREMONT, CA 94538, USA TEL: (510) 771-1000 FAX: (510) 661-0888
This report shall not be reproduced except in full, without the written approval of UL Verification Services Inc. .

RESULTS

Antenna Gain and Limits

Channel	Frequency (MHz)	Directional Gain for Power (dBi)	Directional Gain for PSD (dBi)	Power Limit (dBm)	PSD Limit (dBm)
Mid	5210	3.21	6.17	24.00	10.83

Duty Cycle CF (dB)	0.21	**Included in Calculations of Corr'd Power & PSD**

Output Power Results

Channel	Frequency (MHz)	Antenna B Meas Power (dBm)	Antenna A Meas Power (dBm)	Total Corr'd Power (dBm)	Power Limit (dBm)	Power Margin (dB)
Mid	5210	11.92	12.02	15.19	24.00	-8.81

PSD Results

Channel	Frequency (MHz)	Antenna B Meas PSD (dBm)	Antenna A Meas PSD (dBm)	Total Corr'd PSD (dBm)	PSD Limit (dBm)	PSD Margin (dB)
Mid	5210	-5.08	-4.90	-1.77	10.83	-12.60

UL VERIFICATION SERVICES INC. FORM NO: CCSUP4701J
47173 BENICIA STREET, FREMONT, CA 94538, USA TEL: (510) 771-1000 FAX: (510) 661-0888
This report shall not be reproduced except in full, without the written approval of UL Verification Services Inc. .

PSD, ANTENNA B

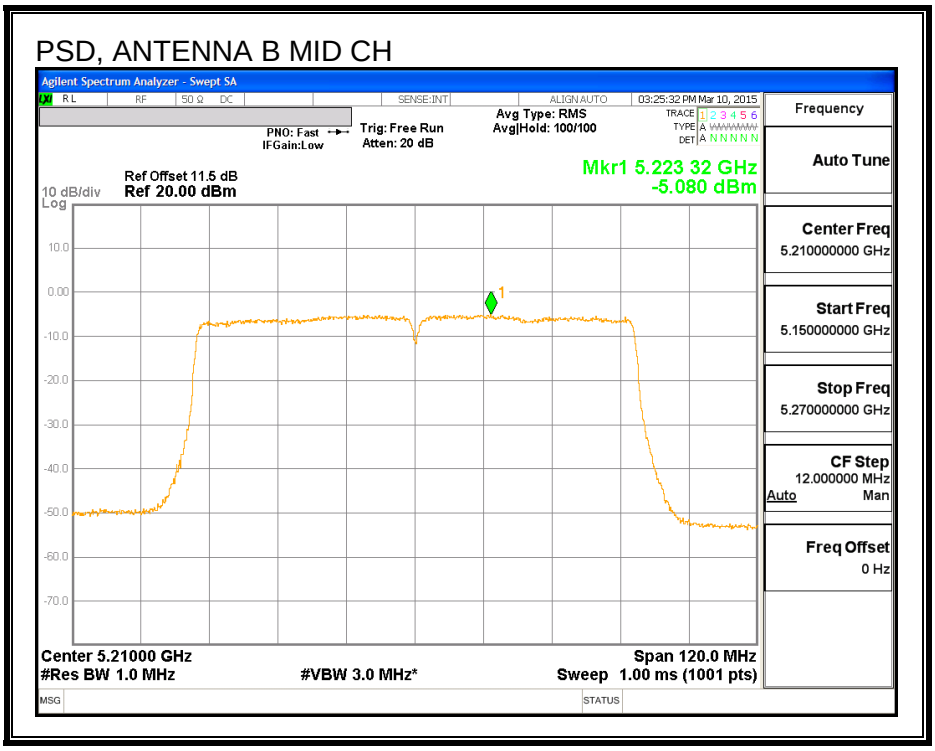

PSD, ANTENNA A

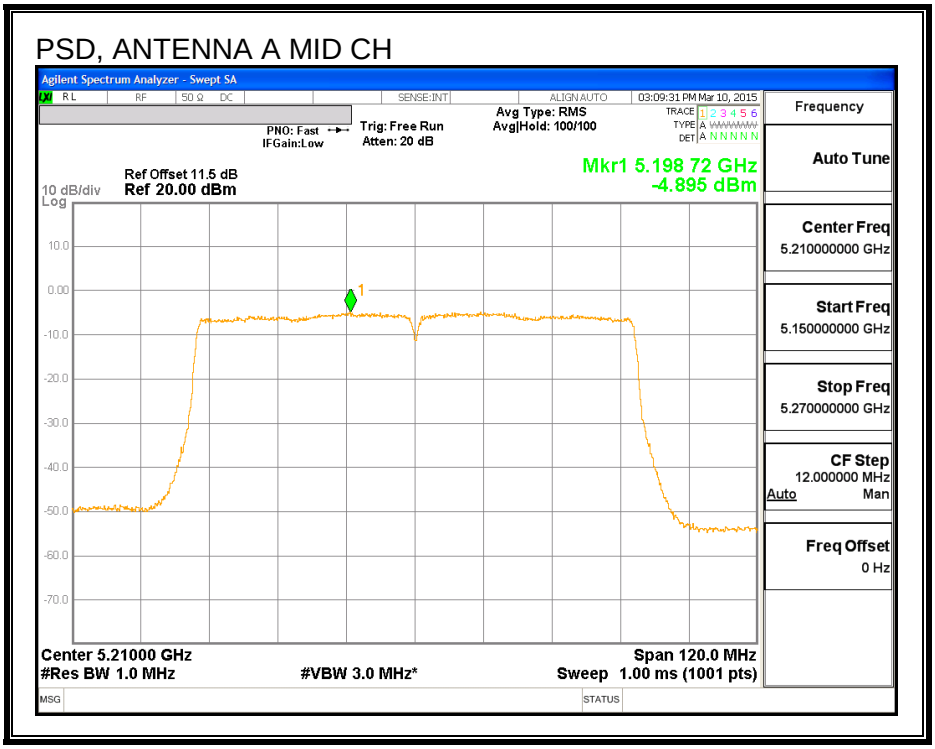

This report shall not be reproduced except in full, without the written approval of UL Verification Services Inc. .

8.12. 802.11n HT20 SISO MODE IN THE 5.3 GHz BAND ANTENNA B

8.12.1. 26 dB BANDWIDTH

LIMITS

None; for reporting purposes only.

RESULTS

Channel	Frequency (MHz)	26 dB Bandwidth (MHz)
Low	5260	22.02
Mid	5300	21.93
High	5320	21.93

This report shall not be reproduced except in full, without the written approval of UL Verification Services Inc. .

26 dB BANDWIDTH

BANDWIDTH LOW CH

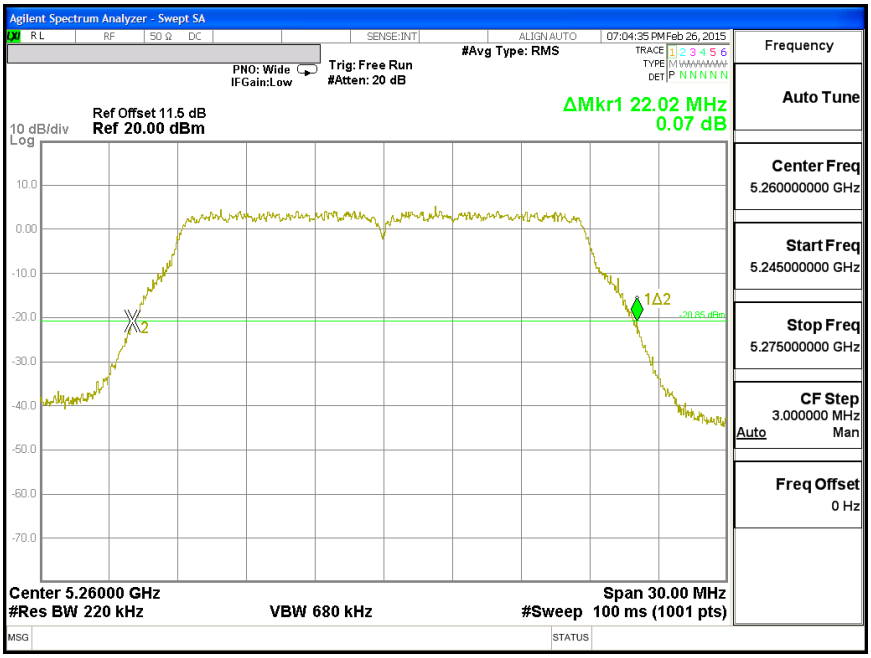

BANDWIDTH MID CH

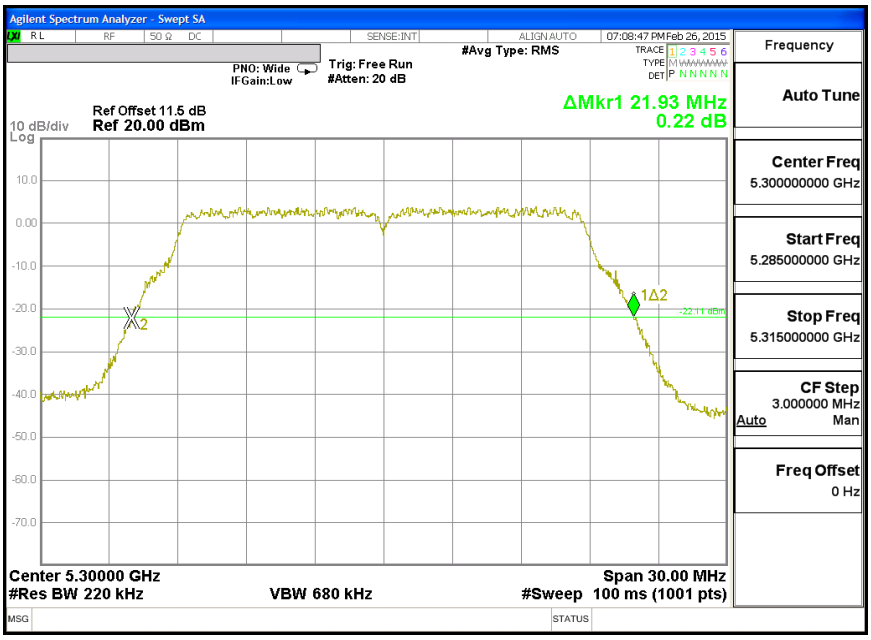

This report shall not be reproduced except in full, without the written approval of UL Verification Services Inc. .

BANDWIDTH HIGH CH

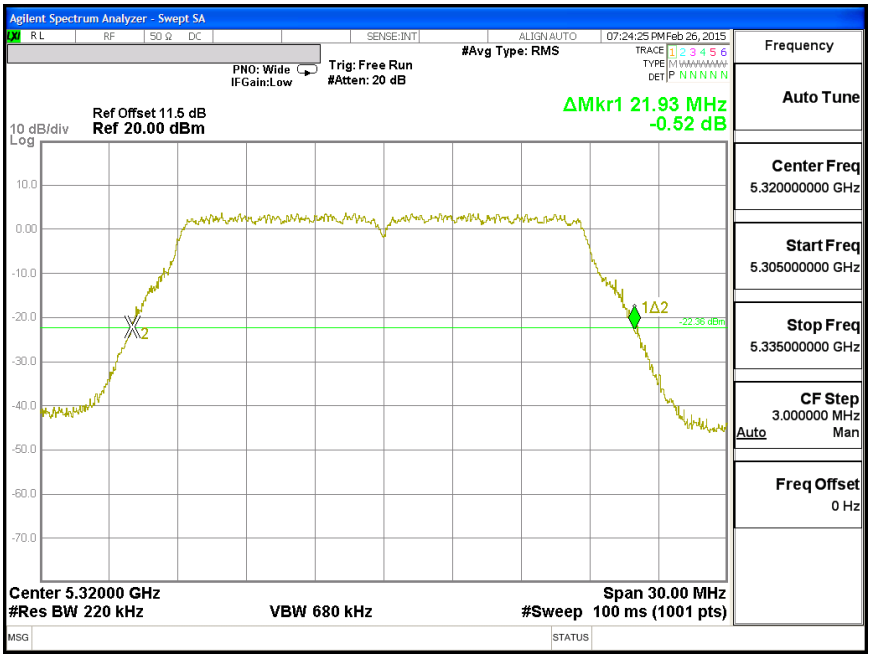

This report shall not be reproduced except in full, without the written approval of UL Verification Services Inc. .

8.12.2. 99% BANDWIDTH

LIMITS

None; for reporting purposes only.

RESULTS

Channel	Frequency (MHz)	99% Bandwidth (MHz)
Low	5260	17.7560
Mid	5300	17.7240
High	5320	17.7240

This report shall not be reproduced except in full, without the written approval of UL Verification Services Inc. .

99% BANDWIDTH

BANDWIDTH LOW CH

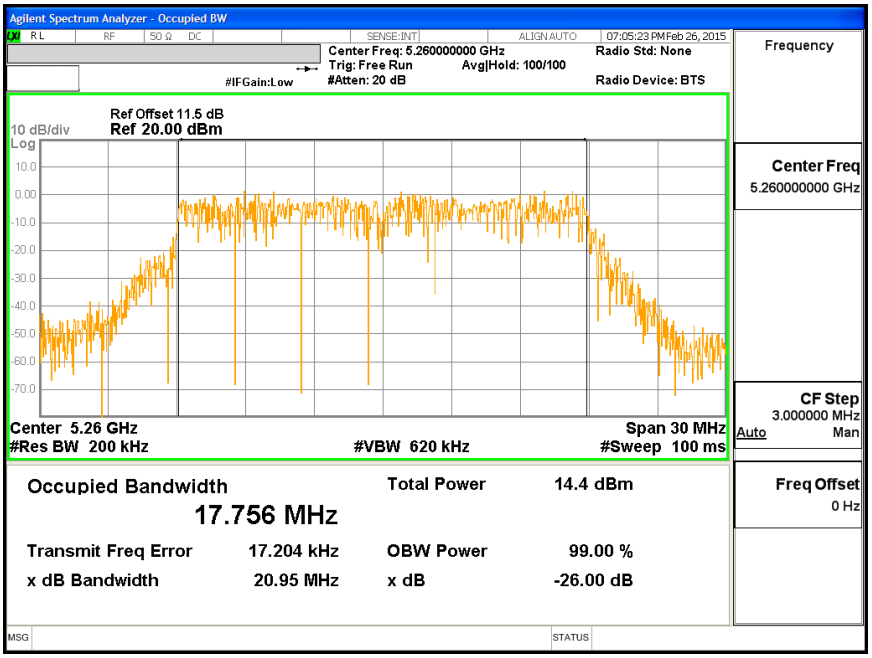

BANDWIDTH MID CH

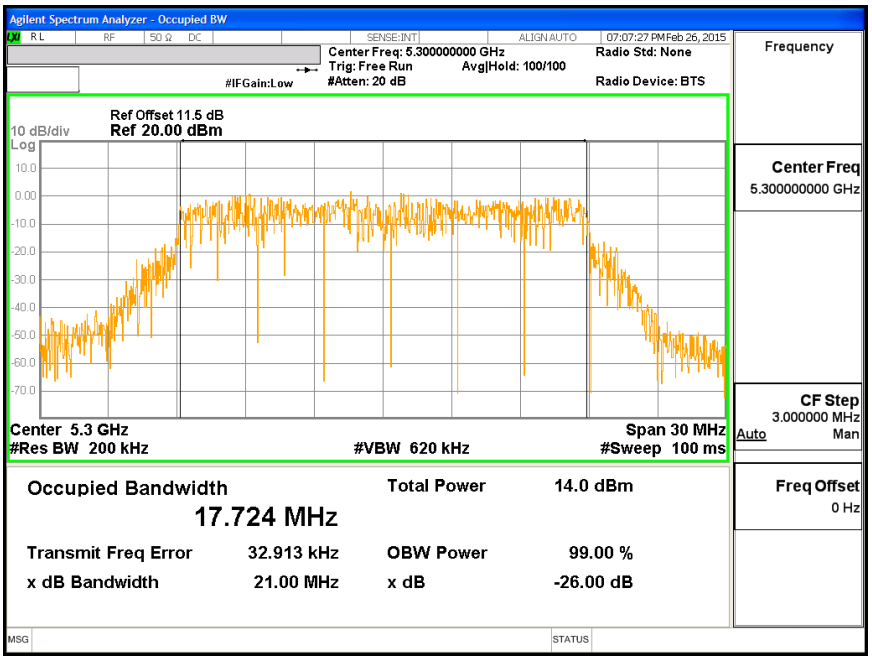

This report shall not be reproduced except in full, without the written approval of UL Verification Services Inc. .

BANDWIDTH HIGH CH

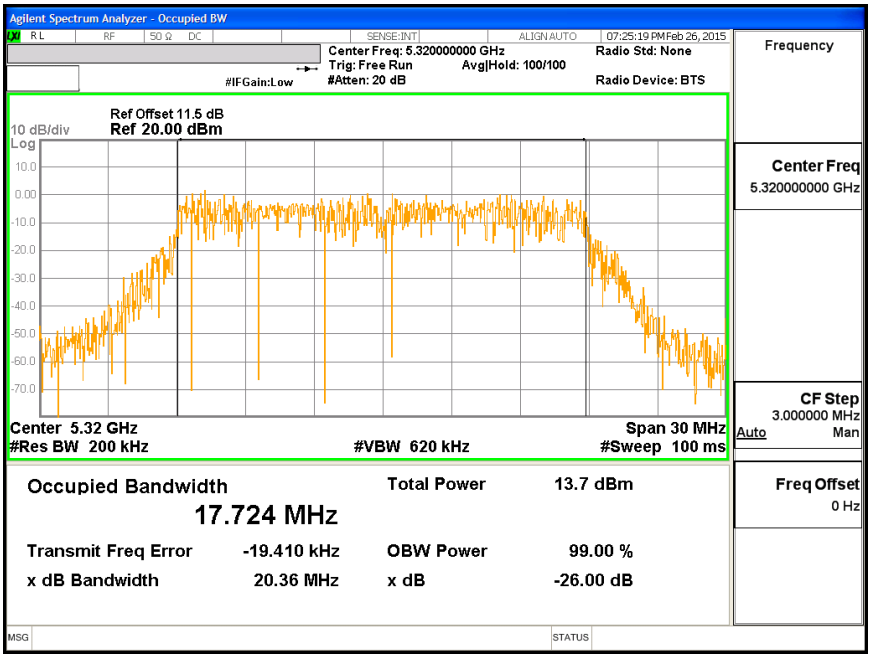

UL VERIFICATION SERVICES INC. FORM NO: CCSUP4701J
47173 BENICIA STREET, FREMONT, CA 94538, USA TEL: (510) 771-1000 FAX: (510) 661-0888
This report shall not be reproduced except in full, without the written approval of UL Verification Services Inc. .

8.12.3. AVERAGE POWER

LIMITS

None; for reporting purposes only.

RESULTS

Channel	Frequency (MHz)	Power (dBm)
Low	5260	15.42
Mid	5300	15.53
High	5320	15.40

This report shall not be reproduced except in full, without the written approval of UL Verification Services Inc. .

8.12.4. OUTPUT POWER AND PSD

LIMITS

FCC §15.407 (a) (2)

For the band 5.25–5.35 GHz, the maximum conducted output power over the frequency band of operation shall not exceed the lesser of 250 mW or 11 dBm + 10 log B, where B is the 26–dB emission bandwidth in MHz. In addition, the maximum power spectral density shall not exceed 11 dBm in any 1–MHz band. If transmitting antennas of directional gain greater than 6 dBi are used, both the maximum conducted output power and the peak power spectral density shall be reduced by the amount in dB that the directional gain of the antenna exceeds 6 dBi.

DIRECTIONAL ANTENNA GAIN

There is only one transmitter output therefore the directional gain is equal to the antenna gain.

This report shall not be reproduced except in full, without the written approval of UL Verification Services Inc. .

RESULTS

Bandwidth, Antenna Gain, and Limits

Channel	Frequency (MHz)	Min 26 dB BW (MHz)	Directional Gain (dBi)	Power Limit (dBm)	PSD Limit (dBm)
Low	5260	22.02	4.20	24.00	11.00
Mid	5300	21.93	4.20	24.00	11.00
High	5320	21.93	4.20	24.00	11.00

Duty Cycle CF (dB)	0.00	Included in Calculations of Corr'd Power & PSD

Output Power Results

Channel	Frequency (MHz)	Antenna B Meas Power (dBm)	Total Corr'd Power (dBm)	Power Limit (dBm)	Power Margin (dB)
Low	5260	15.42	15.42	24.00	-8.58
Mid	5300	15.53	15.53	24.00	-8.47
High	5320	15.40	15.40	24.00	-8.60

PSD Results

Channel	Frequency (MHz)	Antenna B Meas PSD (dBm)	Total Corr'd PSD (dBm)	PSD Limit (dBm)	PSD Margin (dB)
Low	5260	3.96	3.96	11.00	-7.04
Mid	5300	4.03	4.03	11.00	-6.97
High	5320	3.96	3.96	11.00	-7.04

This report shall not be reproduced except in full, without the written approval of UL Verification Services Inc. .

PSD, ANTENNA B

PSD, ANTENNA B LOW CH

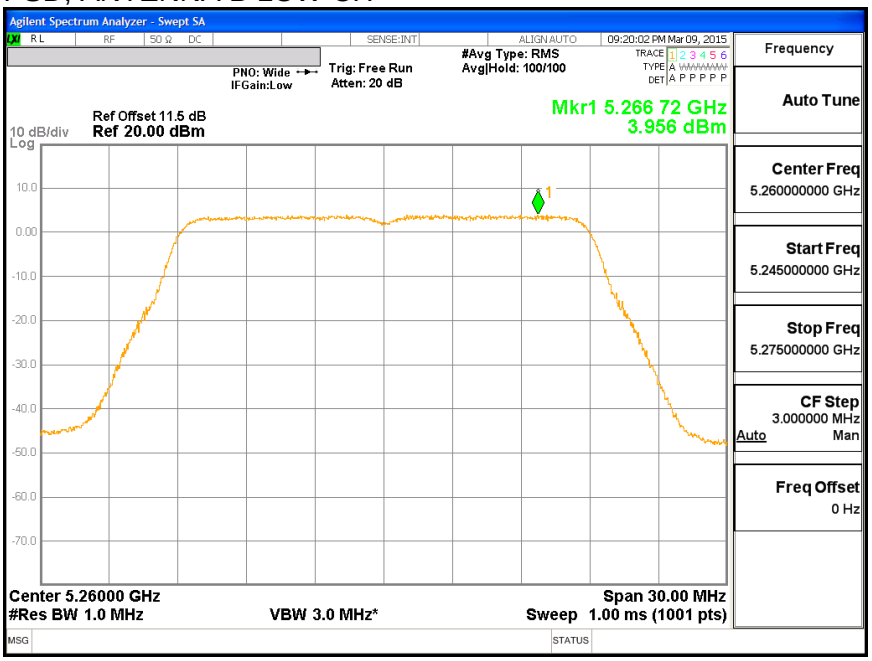

PSD, ANTENNA B MID CH

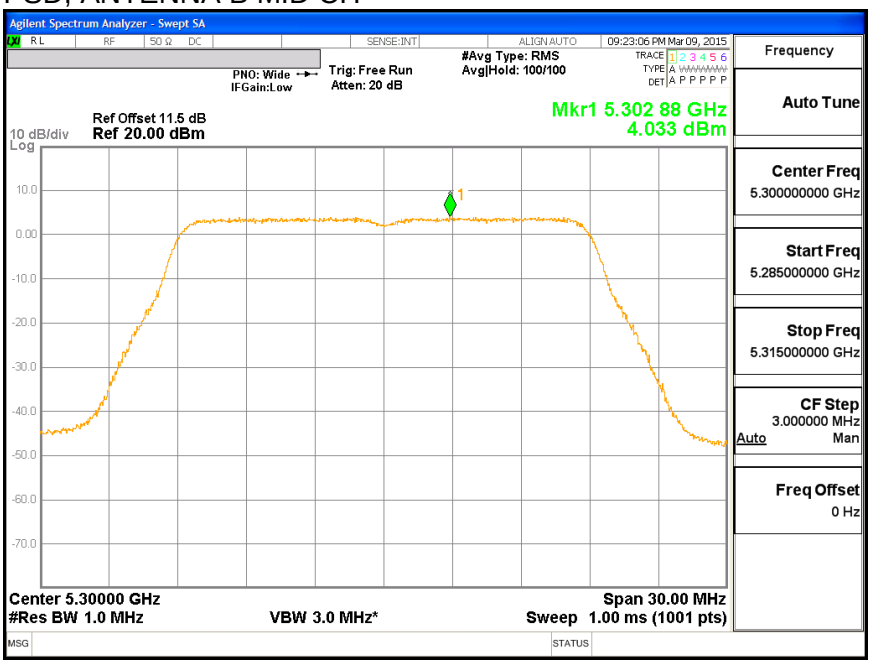

This report shall not be reproduced except in full, without the written approval of UL Verification Services Inc. .

PSD, ANTENNA B HIGH CH

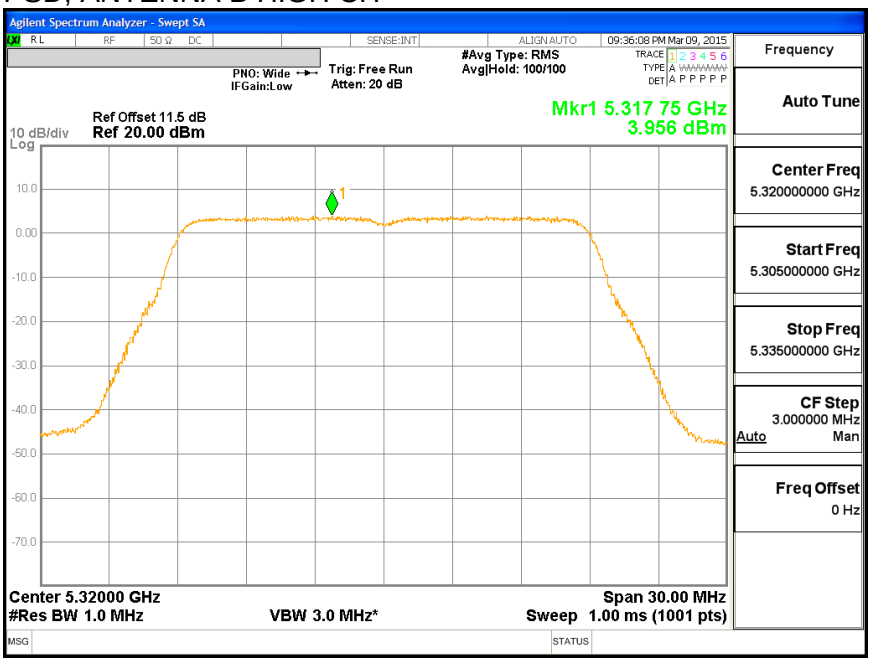

UL VERIFICATION SERVICES INC. FORM NO: CCSUP4701J
47173 BENICIA STREET, FREMONT, CA 94538, USA TEL: (510) 771-1000 FAX: (510) 661-0888
This report shall not be reproduced except in full, without the written approval of UL Verification Services Inc. .

8.13. 802.11n HT20 SISO MODE IN THE 5.3 GHz BAND ANTENNA A

8.13.1. 26 dB BANDWIDTH

LIMITS

None; for reporting purposes only.

RESULTS

Channel	Frequency (MHz)	26 dB Bandwidth (MHz)
Low	5260	22.02
Mid	5300	21.99
High	5320	22.05

This report shall not be reproduced except in full, without the written approval of UL Verification Services Inc. .

26 dB BANDWIDTH

BANDWIDTH LOW CH

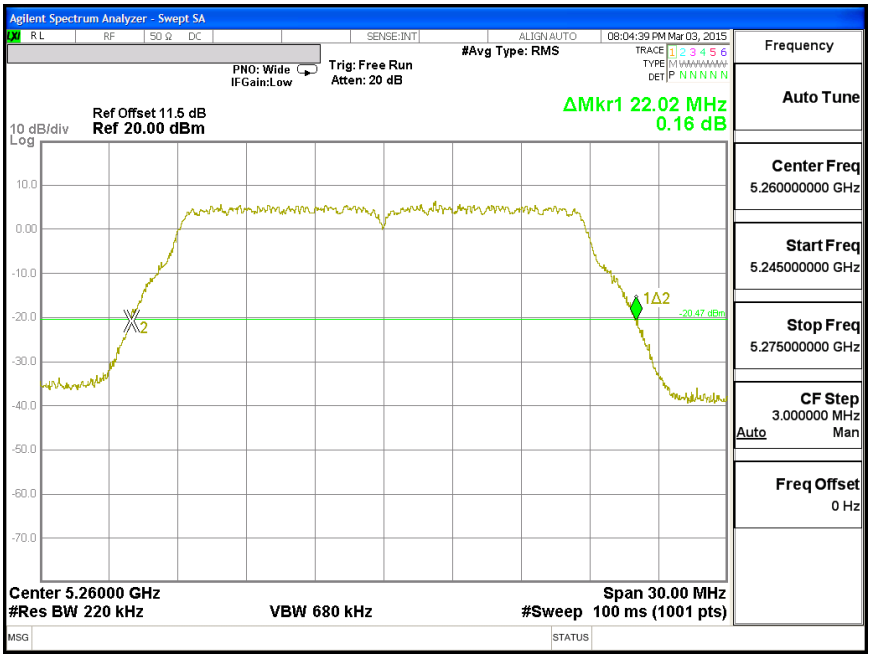

BANDWIDTH MID CH

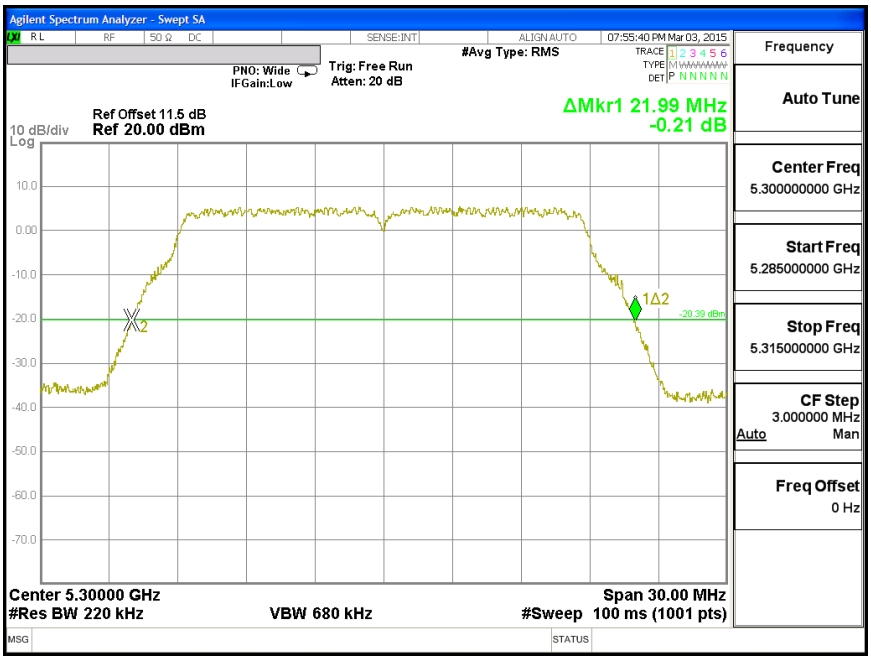

This report shall not be reproduced except in full, without the written approval of UL Verification Services Inc. .

BANDWIDTH HIGH CH

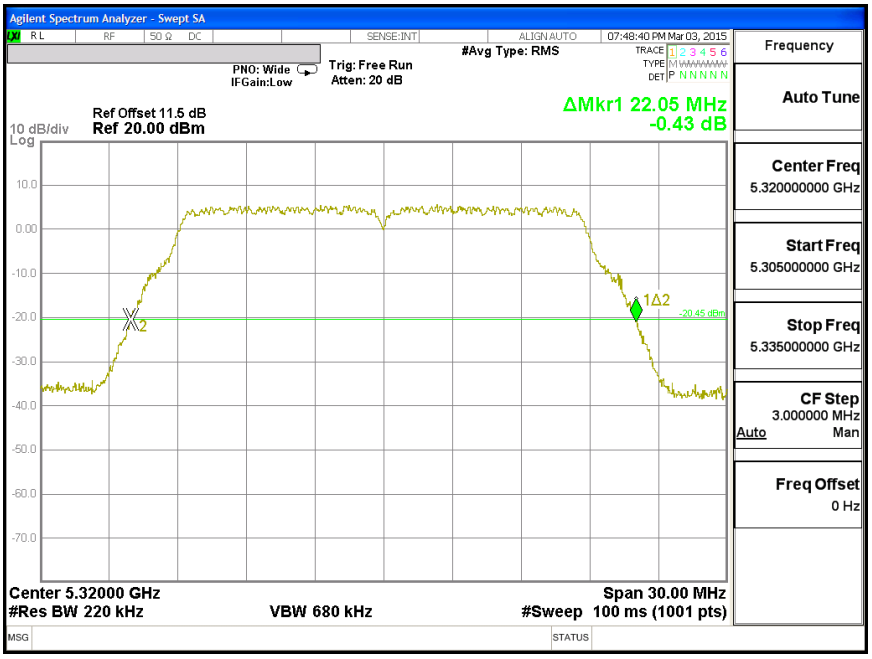

This report shall not be reproduced except in full, without the written approval of UL Verification Services Inc. .

8.13.2. 99% BANDWIDTH

LIMITS

None; for reporting purposes only.

RESULTS

Channel	Frequency (MHz)	99% Bandwidth (MHz)
Low	5260	17.755
Mid	5300	17.761
High	5320	17.661

This report shall not be reproduced except in full, without the written approval of UL Verification Services Inc. .

99% BANDWIDTH

BANDWIDTH LOW CH

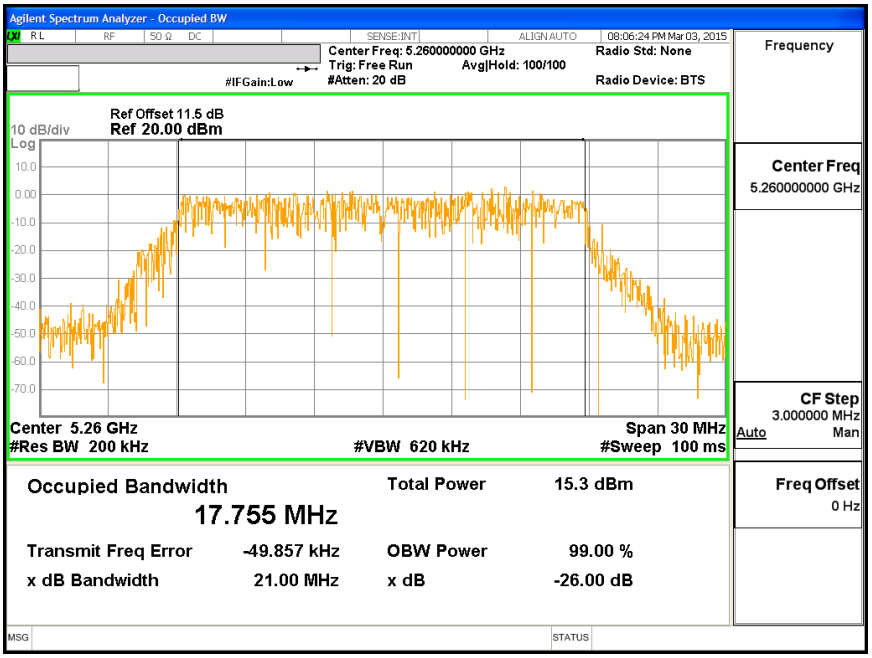

BANDWIDTH MID CH

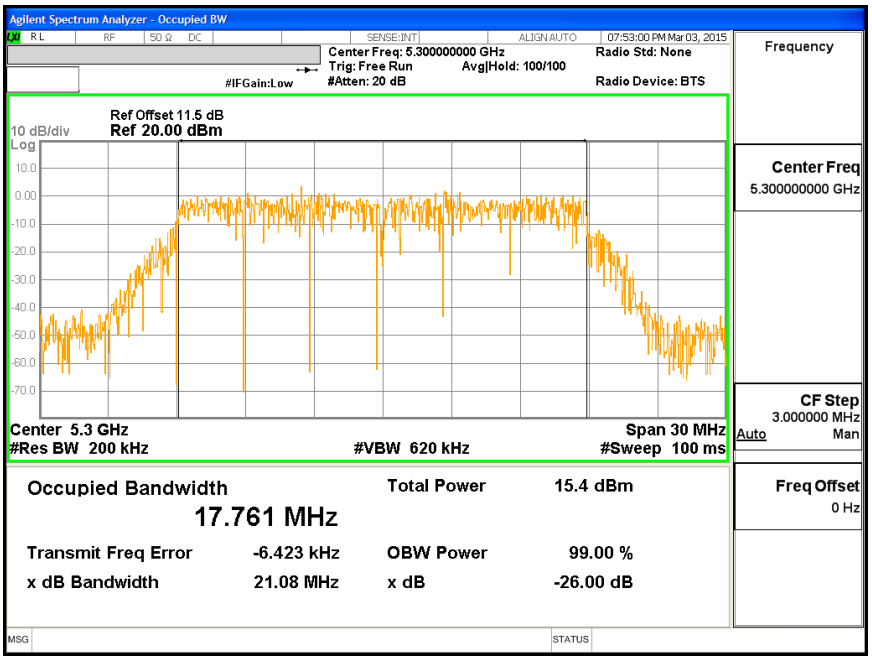

This report shall not be reproduced except in full, without the written approval of UL Verification Services Inc. .

BANDWIDTH HIGH CH

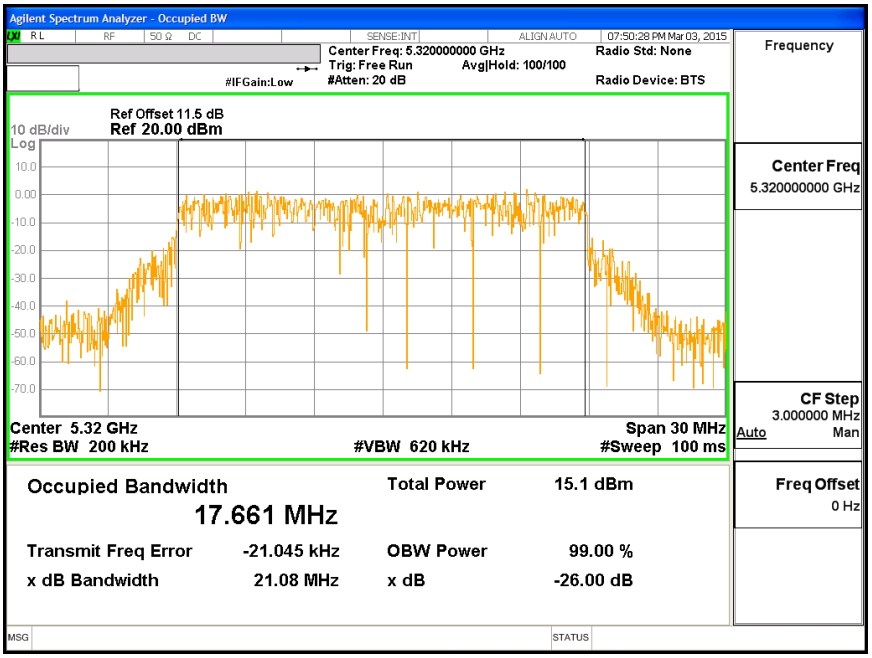

This report shall not be reproduced except in full, without the written approval of UL Verification Services Inc. .

8.13.3. AVERAGE POWER

LIMITS

None; for reporting purposes only.

RESULTS

Channel	Frequency (MHz)	Power (dBm)
Low	5260	15.98
Mid	5300	16.09
High	5320	15.92

This report shall not be reproduced except in full, without the written approval of UL Verification Services Inc. .

8.13.4. OUTPUT POWER AND PSD

LIMITS

FCC §15.407 (a) (2)

For the band 5.25–5.35 GHz, the maximum conducted output power over the frequency band of operation shall not exceed the lesser of 250 mW or 11 dBm + 10 log B, where B is the 26–dB emission bandwidth in MHz. In addition, the maximum power spectral density shall not exceed 11 dBm in any 1–MHz band. If transmitting antennas of directional gain greater than 6 dBi are used, both the maximum conducted output power and the peak power spectral density shall be reduced by the amount in dB that the directional gain of the antenna exceeds 6 dBi.

DIRECTIONAL ANTENNA GAIN

There is only one transmitter output therefore the directional gain is equal to the antenna gain.

This report shall not be reproduced except in full, without the written approval of UL Verification Services Inc. .

RESULTS

Bandwidth, Antenna Gain, and Limits

Channel	Frequency (MHz)	Min 26 dB BW (MHz)	Directional Gain (dBi)	Power Limit (dBm)	PSD Limit (dBm)
Low	5260	22.02	3.10	24.00	11.00
Mid	5300	21.99	3.10	24.00	11.00
High	5320	22.05	3.10	24.00	11.00

Duty Cycle CF (dB)	0.00	Included in Calculations of Corr'd Power & PSD

Output Power Results

Channel	Frequency (MHz)	Antenna A Meas Power (dBm)	Total Corr'd Power (dBm)	Power Limit (dBm)	Power Margin (dB)
Low	5260	15.98	15.98	24.00	-8.02
Mid	5300	16.09	16.09	24.00	-7.91
High	5320	15.92	15.92	24.00	-8.08

PSD Results

Channel	Frequency (MHz)	Antenna A Meas PSD (dBm)	Total Corr'd PSD (dBm)	PSD Limit (dBm)	PSD Margin (dB)
Low	5260	4.39	4.39	11.00	-6.61
Mid	5300	4.39	4.39	11.00	-6.61
High	5320	4.23	4.23	11.00	-6.77

This report shall not be reproduced except in full, without the written approval of UL Verification Services Inc. .

PSD, ANTENNA A

PSD, ANTENNA A LOW CH

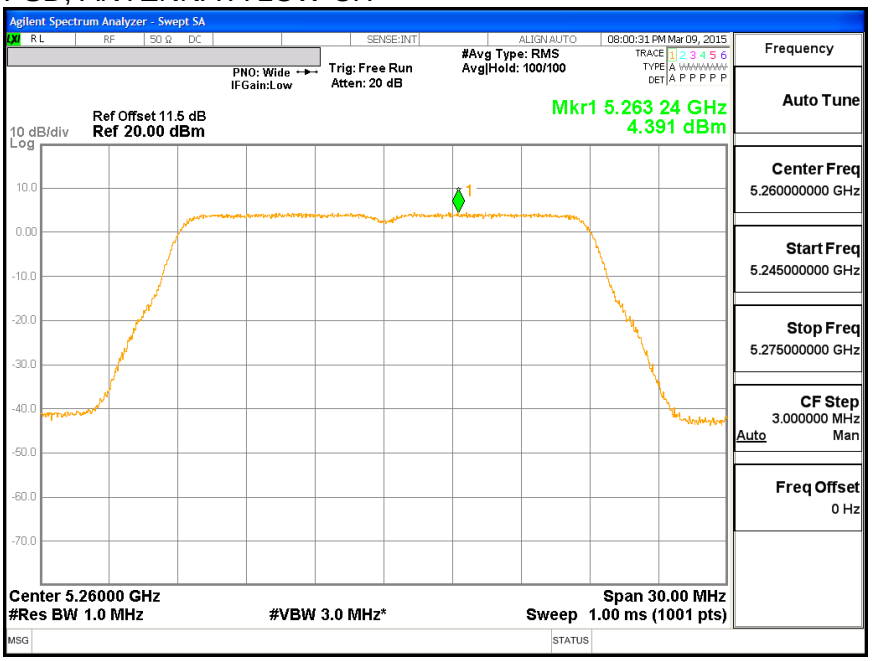

PSD, ANTENNA A MID CH

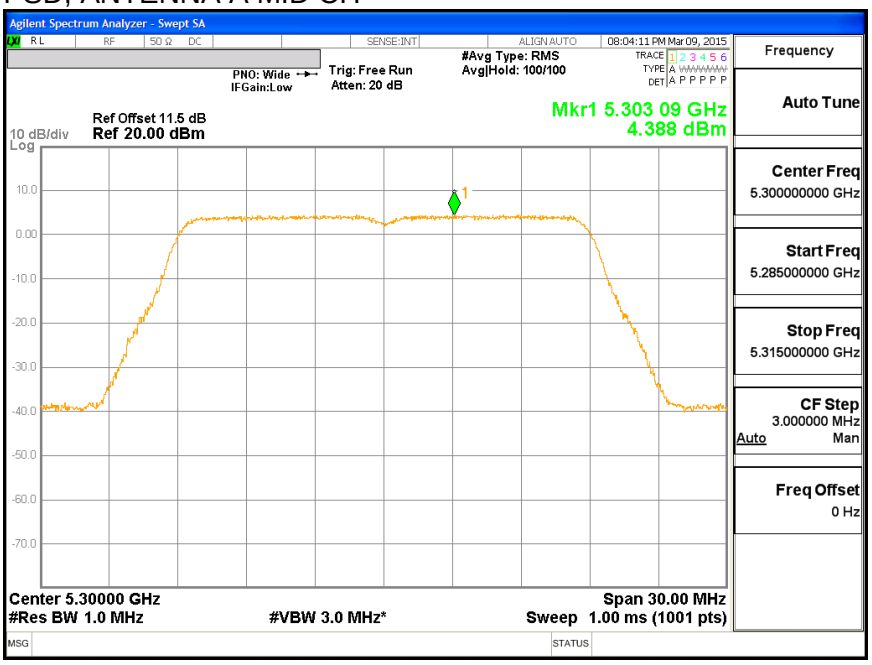

This report shall not be reproduced except in full, without the written approval of UL Verification Services Inc. .

PSD, ANTENNA A HIGH CH

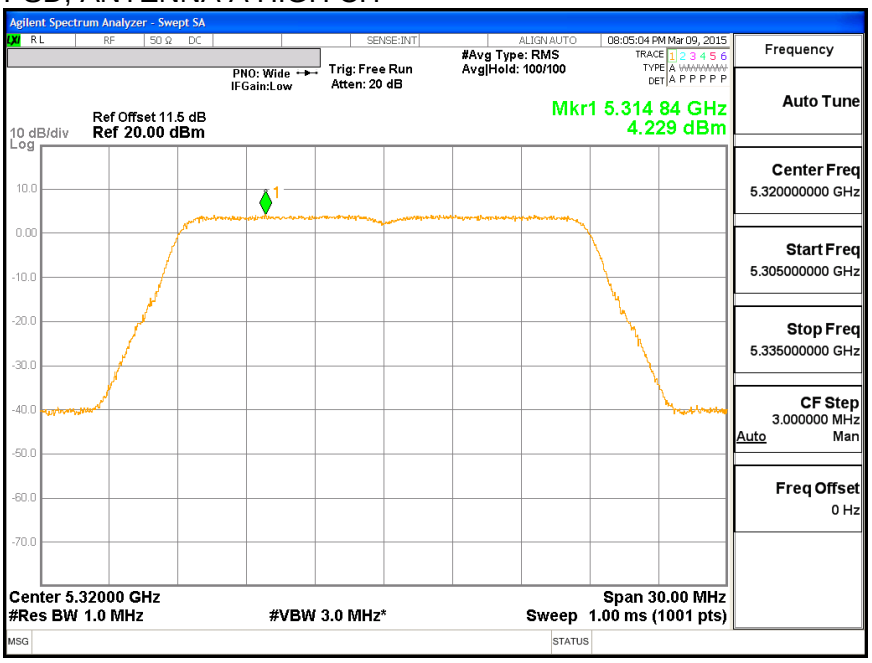

This report shall not be reproduced except in full, without the written approval of UL Verification Services Inc. .

8.14. 802.11n HT20 2Tx CDD MODE IN THE 5.3 GHz BAND

8.14.1. 26 dB BANDWIDTH

LIMITS

None; for reporting purposes only.

RESULTS

Channel	Frequency (MHz)	26 dB BW Antenna B (MHz)	26 dB BW Antenna A (MHz)
Low	5260	21.75	21.78
Mid	5300	21.87	21.78
High	5320	21.81	21.66

This report shall not be reproduced except in full, without the written approval of UL Verification Services Inc. .

26 dB BANDWIDTH, ANTENNA B

26 dB BANDWIDTH, ANTENNA B LOW CH

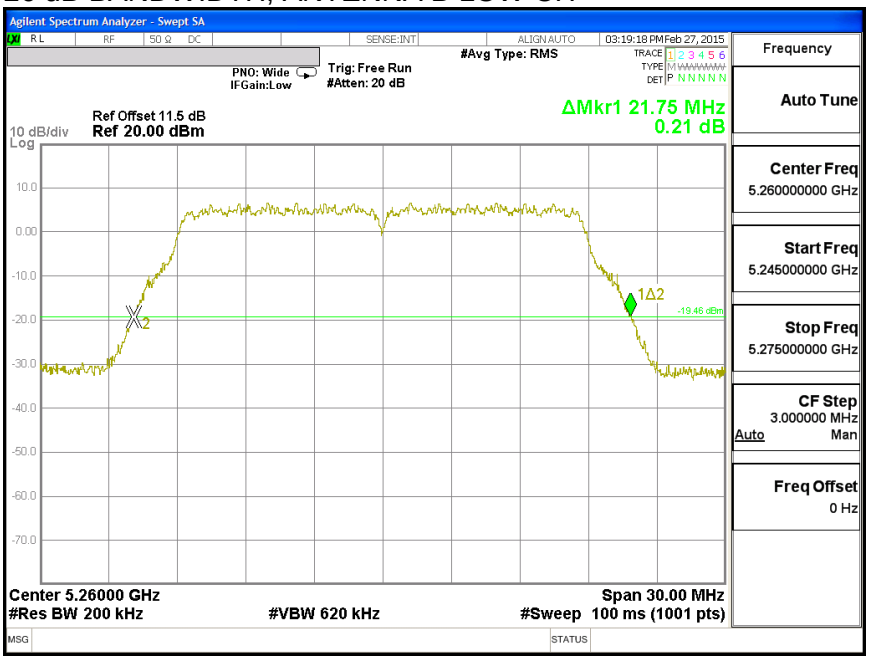

26 dB BANDWIDTH, ANTENNA B MID CH

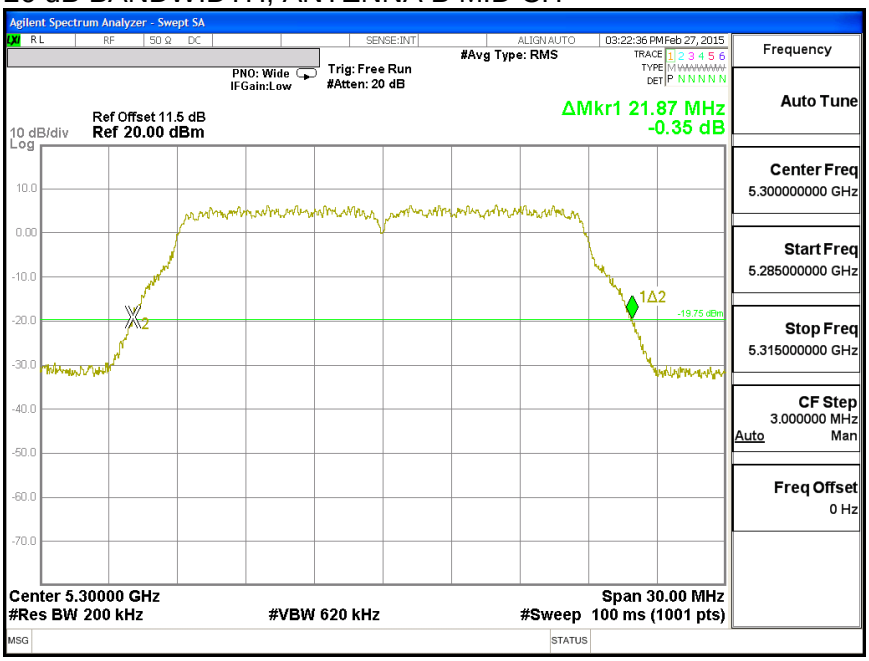

This report shall not be reproduced except in full, without the written approval of UL Verification Services Inc. .

26 dB BANDWIDTH, ANTENNA B HIGH CH

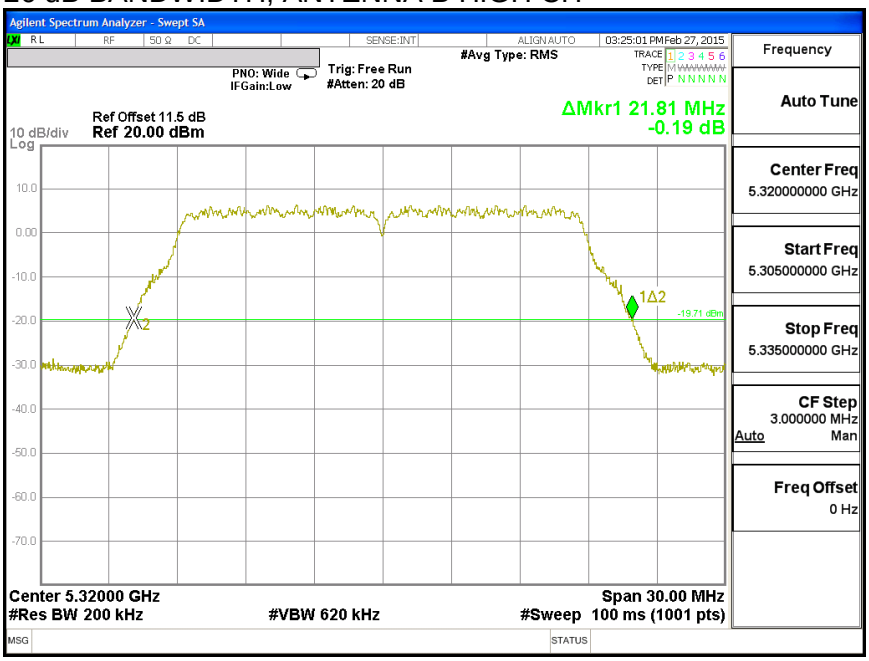

26 dB BANDWIDTH, ANTENNA A

26 dB BANDWIDTH, ANTENNA A LOW CH

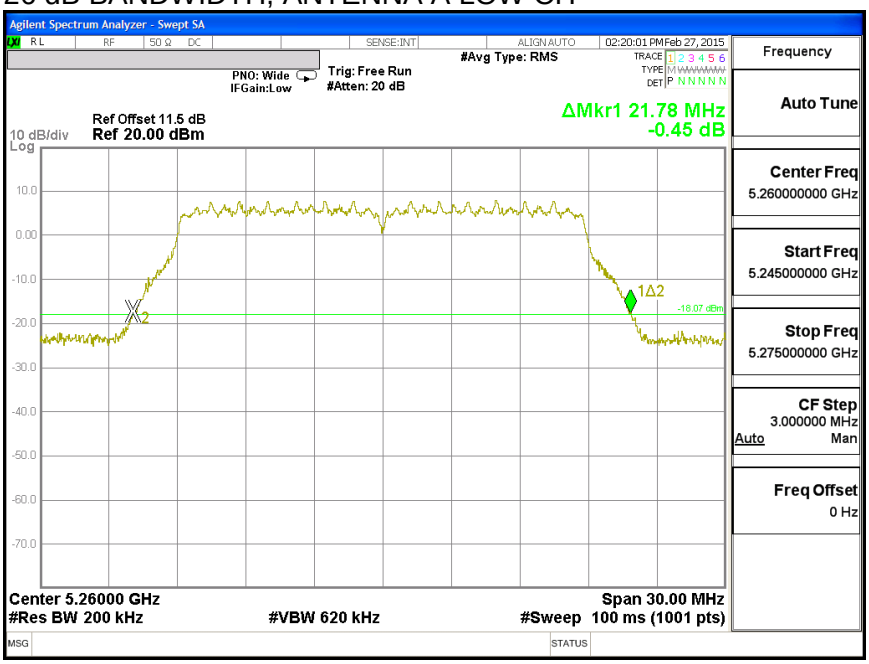

This report shall not be reproduced except in full, without the written approval of UL Verification Services Inc. .

26 dB BANDWIDTH, ANTENNA A MID CH

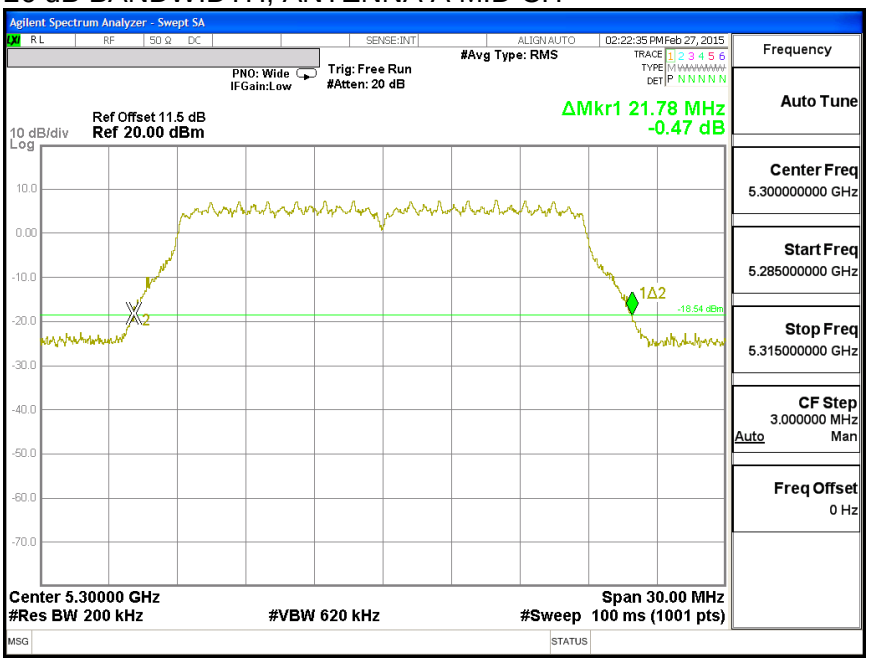

26 dB BANDWIDTH, ANTENNA A HIGH CH

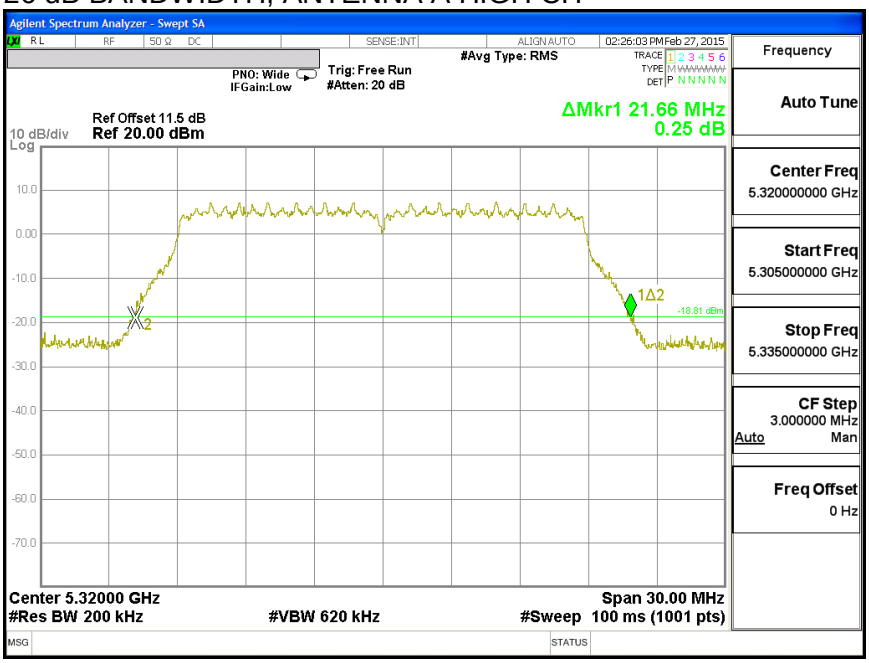

This report shall not be reproduced except in full, without the written approval of UL Verification Services Inc. .

8.14.2. 99% BANDWIDTH

LIMITS

None; for reporting purposes only.

RESULTS

Channel	Frequency (MHz)	99% BW Antenna B (MHz)	99% BW Antenna A (MHz)
Low	5260	17.692	17.742
Mid	5300	17.769	17.775
High	5320	17.766	17.804

This report shall not be reproduced except in full, without the written approval of UL Verification Services Inc. .

99% BANDWIDTH, ANTENNA B

99% BANDWIDTH, ANTENNA B LOW CH

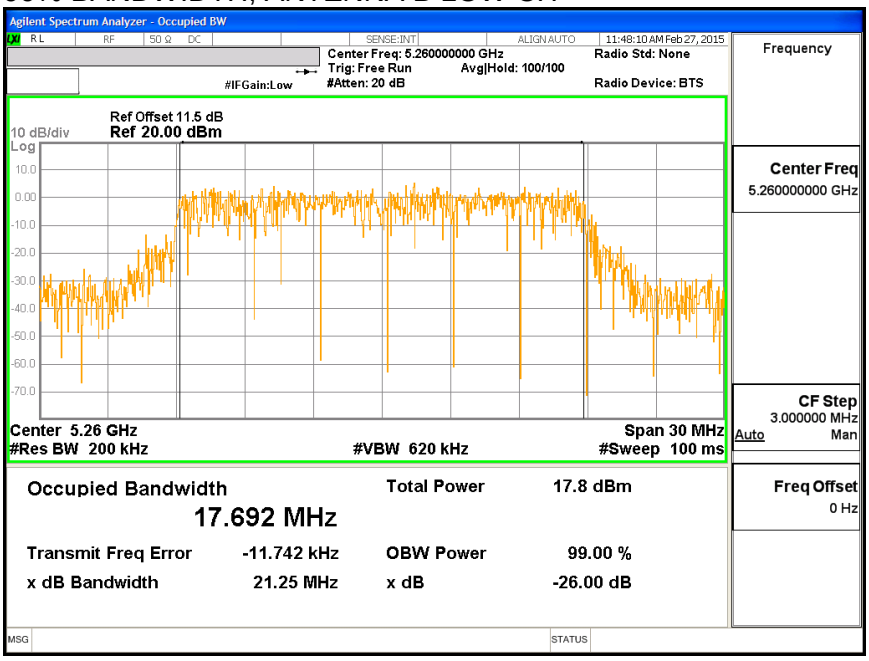

99% BANDWIDTH, ANTENNA B MID CH

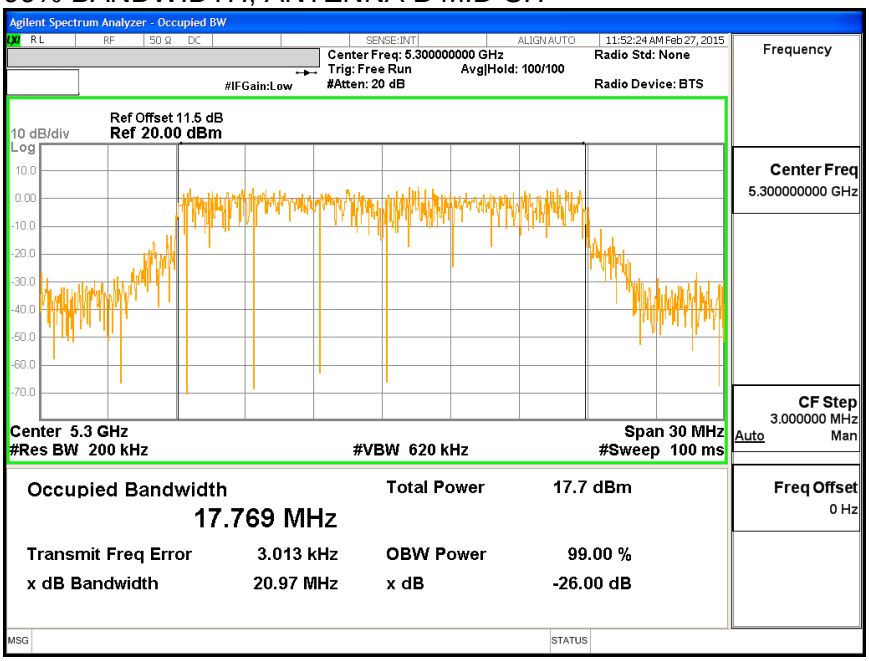

This report shall not be reproduced except in full, without the written approval of UL Verification Services Inc. .

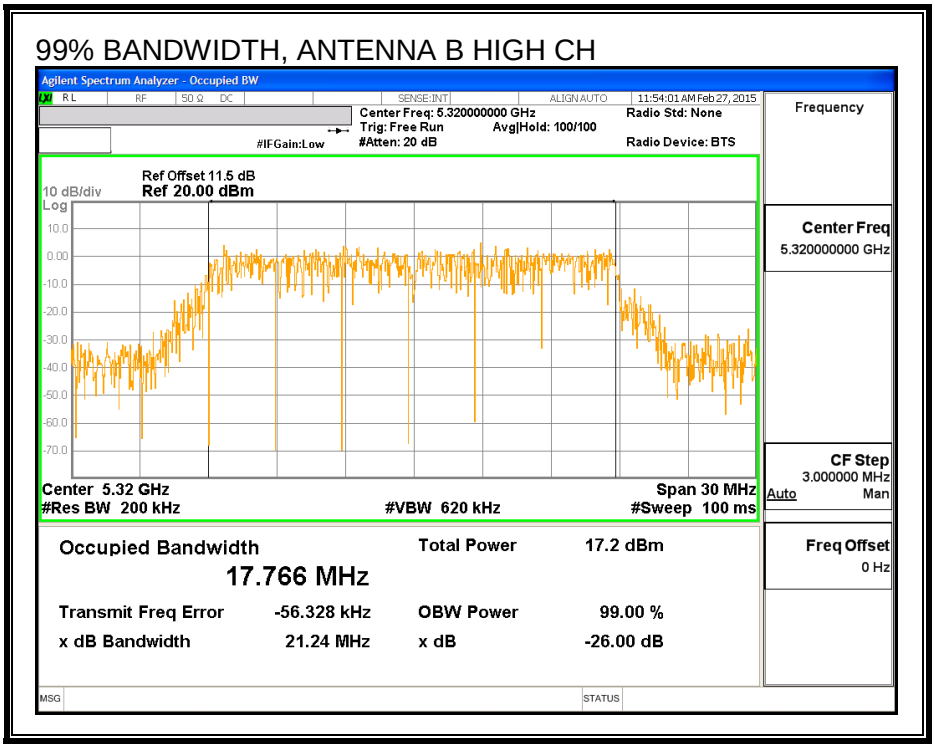

99% BANDWIDTH, ANTENNA A

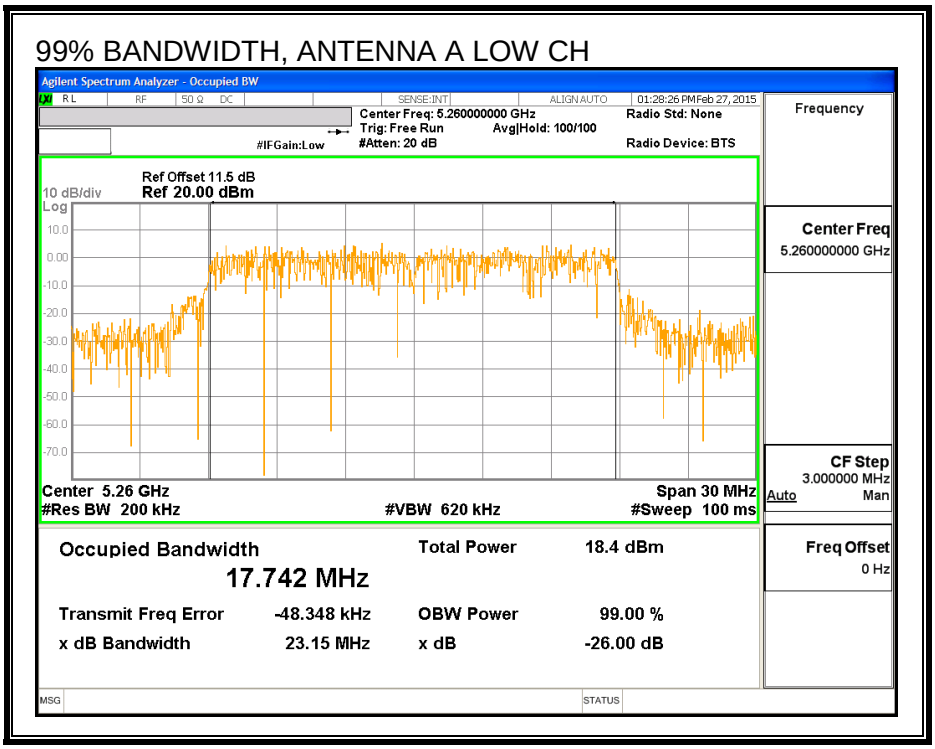

This report shall not be reproduced except in full, without the written approval of UL Verification Services Inc. .

99% BANDWIDTH, ANTENNA A MID CH

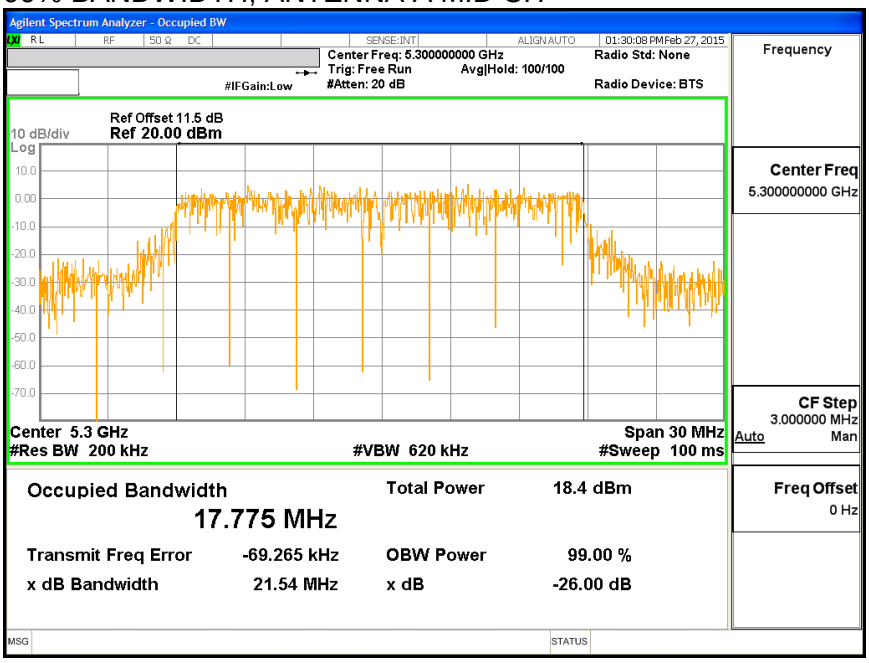

99% BANDWIDTH, ANTENNA A HIGH CH

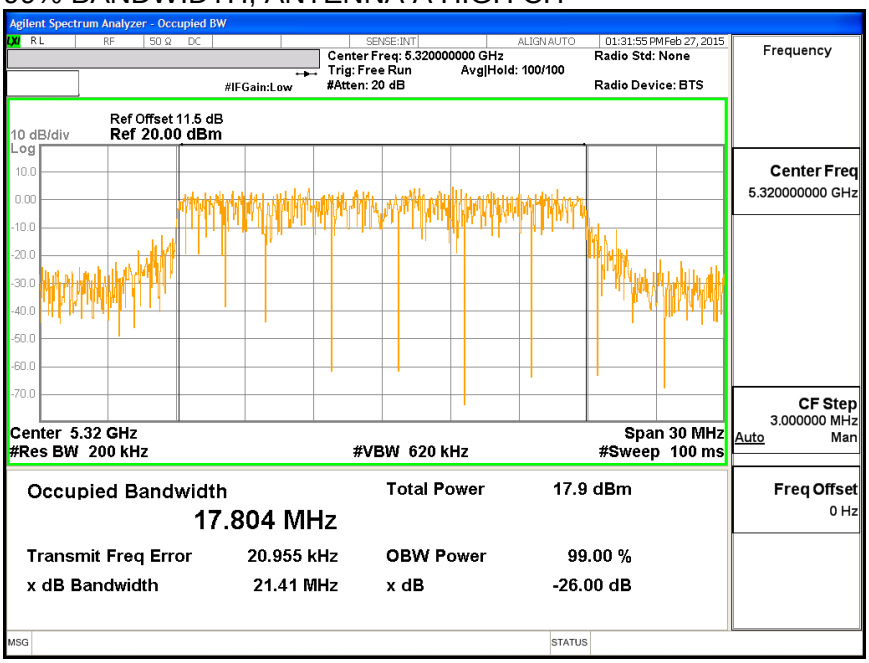

This report shall not be reproduced except in full, without the written approval of UL Verification Services Inc. .

8.14.3. AVERAGE POWER

LIMITS

None; for reporting purposes only.

RESULTS

Average Power Results

Channel	Frequency (MHz)	Antenna B Power (dBm)	Antenna A Power (dBm)	Total Power (dBm)
Low	5260	15.54	15.52	18.54
Mid	5300	15.60	15.58	18.60
High	5320	15.10	15.08	18.10

This report shall not be reproduced except in full, without the written approval of UL Verification Services Inc. .

8.14.4. OUTPUT POWER AND PSD

LIMITS

FCC §15.407 (a) (2)

For the band 5.25–5.35 GHz, the maximum conducted output power over the frequency band of operation shall not exceed the lesser of 250 mW or 11 dBm + 10 log B, where B is the 26–dB emission bandwidth in MHz. In addition, the maximum power spectral density shall not exceed 11 dBm in any 1–MHz band. If transmitting antennas of directional gain greater than 6 dBi are used, both the maximum conducted output power and the peak power spectral density shall be reduced by the amount in dB that the directional gain of the antenna exceeds 6 dBi.

DIRECTIONAL ANTENNA GAIN

The TX chains are uncorrelated and the antenna gain is unequal among the chains. The directional gain is:

Antenna B Antenna Gain (dBi)	Antenna A Antenna Gain (dBi)	Uncorrelated Chains Directional Gain (dBi)
4.20	3.10	3.68

The TX chains are correlated and the antenna gain is unequal among the chains. The directional gain is:

Antenna B Antenna Gain (dBi)	Antenna A Antenna Gain (dBi)	Correlated Chains Directional Gain (dBi)
4.20	3.10	6.68

This report shall not be reproduced except in full, without the written approval of UL Verification Services Inc. .

RESULTS

Bandwidth, Antenna Gain and Limits

Channel	Frequency (MHz)	Min 26 dB BW (MHz)	Directional Gain for Power (dBi)	Directional Gain for PSD (dBi)	Power Limit (dBm)	PSD Limit (dBm)
Low	5260	21.75	3.68	6.68	24.00	10.32
Mid	5300	21.78	3.68	6.68	24.00	10.32
High	5320	21.66	3.68	6.68	24.00	10.32

Duty Cycle CF (dB)	0.00	**Included in Calculations of Corr'd Power & PSD**

Output Power Results

Channel	Frequency (MHz)	Antenna B Meas Power (dBm)	Antenna A Meas Power (dBm)	Total Corr'd Power (dBm)	Power Limit (dBm)	Power Margin (dB)
Low	5260	15.54	15.52	18.54	24.00	-5.46
Mid	5300	15.60	15.58	18.60	24.00	-5.40
High	5320	15.10	15.08	18.10	24.00	-5.90

PSD Results

Channel	Frequency (MHz)	Antenna B Meas PSD (dBm)	Antenna A Meas PSD (dBm)	Total Corr'd PSD (dBm)	PSD Limit (dBm)	PSD Margin (dB)
Low	5260	2.88	3.90	6.43	10.32	-3.89
Mid	5300	2.98	3.93	6.49	10.32	-3.83
High	5320	2.20	3.54	5.93	10.32	-4.39

This report shall not be reproduced except in full, without the written approval of UL Verification Services Inc. .

PSD, ANTENNA B

PSD, ANTENNA B LOW CH

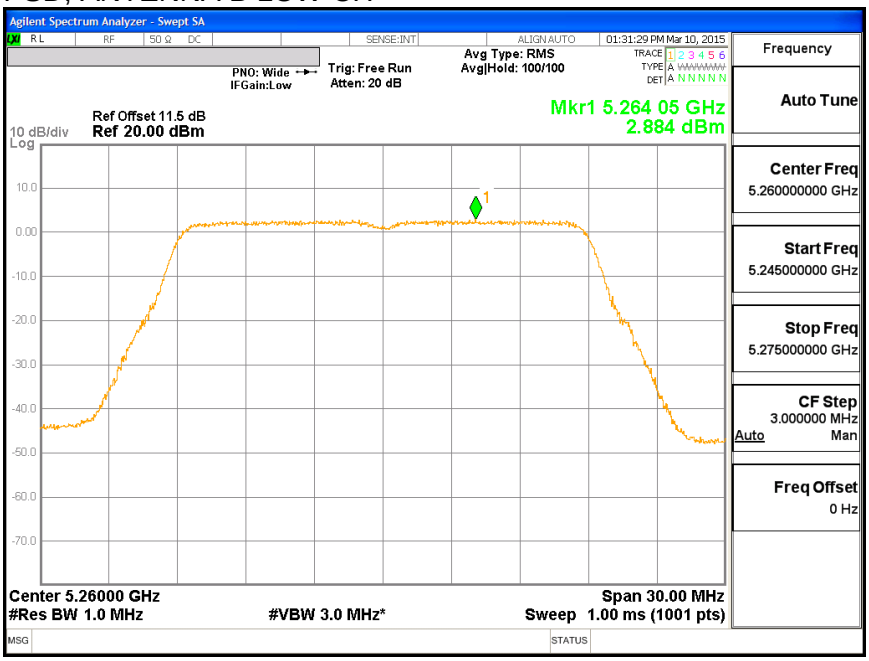

PSD, ANTENNA B MID CH

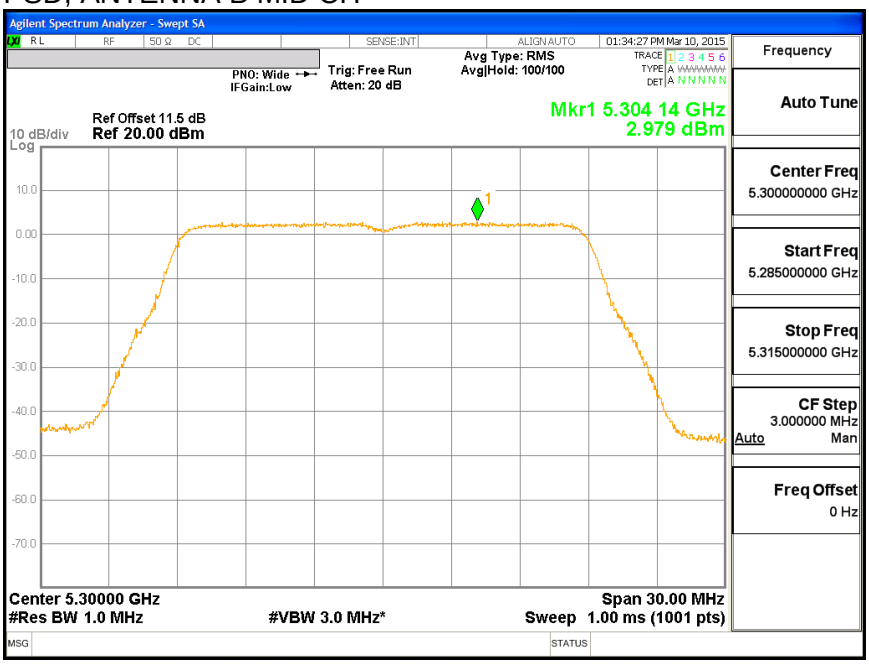

This report shall not be reproduced except in full, without the written approval of UL Verification Services Inc. .

PSD, ANTENNA B HIGH CH

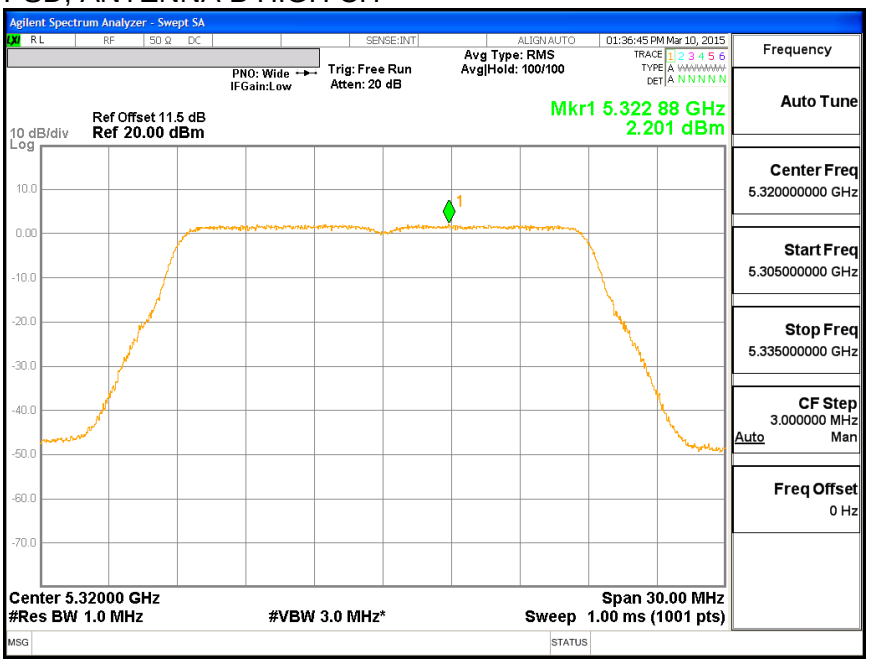

PSD, ANTENNA A

PSD, ANTENNA A LOW CH

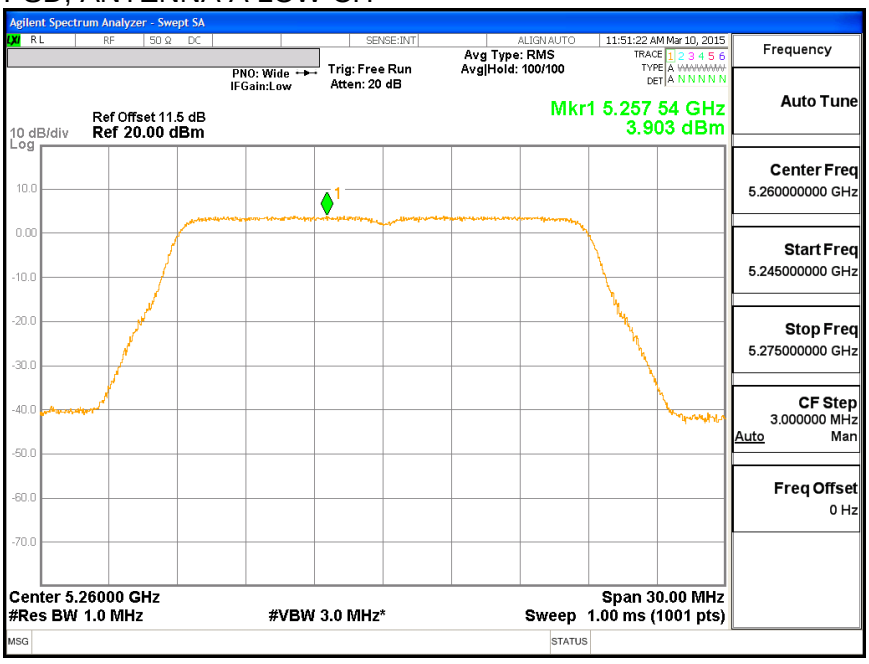

This report shall not be reproduced except in full, without the written approval of UL Verification Services Inc. .

PSD, ANTENNA A MID CH

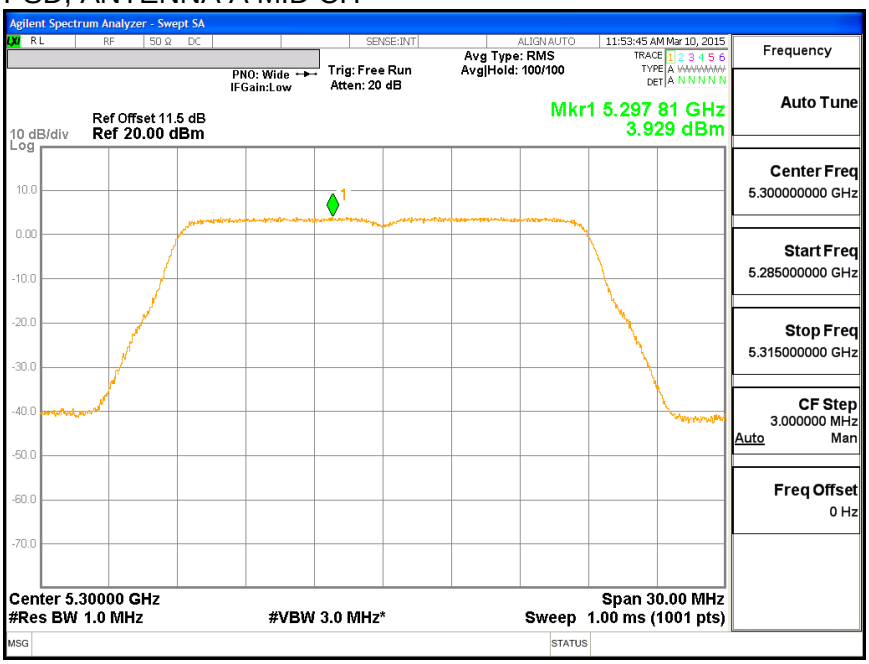

PSD, ANTENNA A HIGH CH

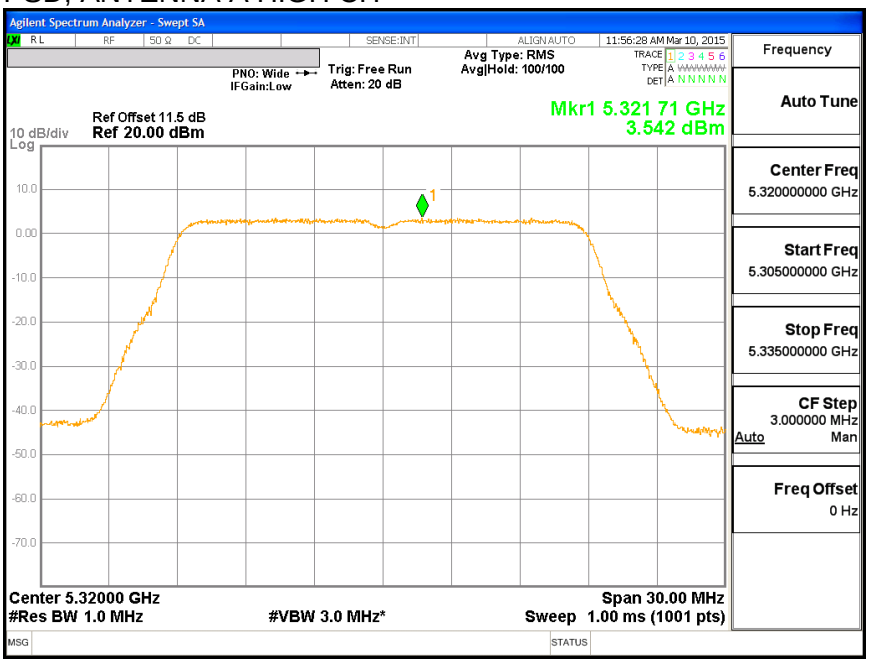

This report shall not be reproduced except in full, without the written approval of UL Verification Services Inc. .

8.15. 802.11n HT20 2Tx STBC MODE IN THE 5.3 GHz BAND

8.15.1. 26 dB BANDWIDTH

LIMITS

None; for reporting purposes only.

RESULTS

Channel	Frequency (MHz)	26 dB BW Antenna B (MHz)	26 dB BW Antenna A (MHz)
Low	5260	21.75	21.81
Mid	5300	22.05	21.84
High	5320	21.96	21.96

This report shall not be reproduced except in full, without the written approval of UL Verification Services Inc. .

26 dB BANDWIDTH, ANTENNA B

26 dB BANDWIDTH, ANTENNA B LOW CH

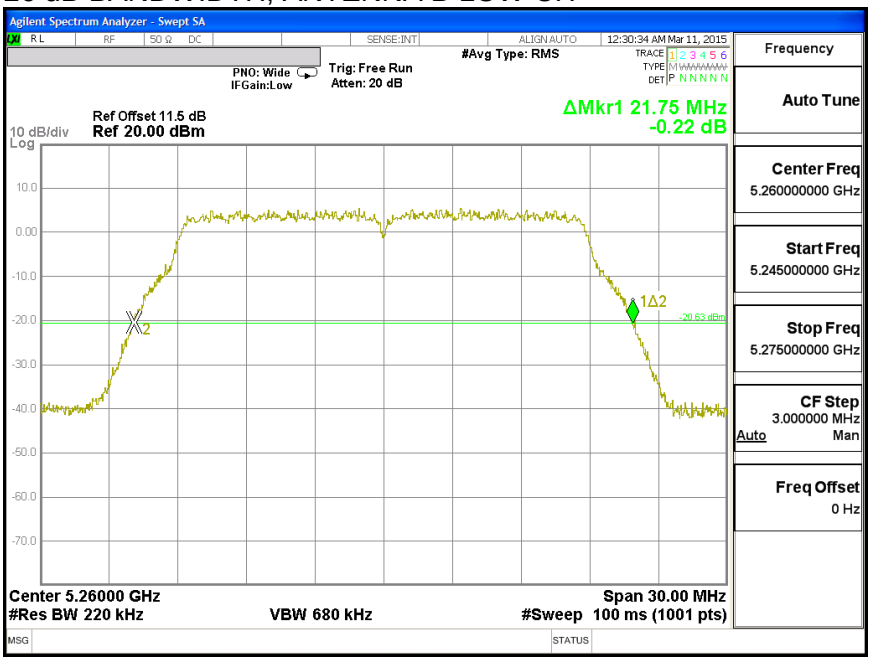

26 dB BANDWIDTH, ANTENNA B MID CH

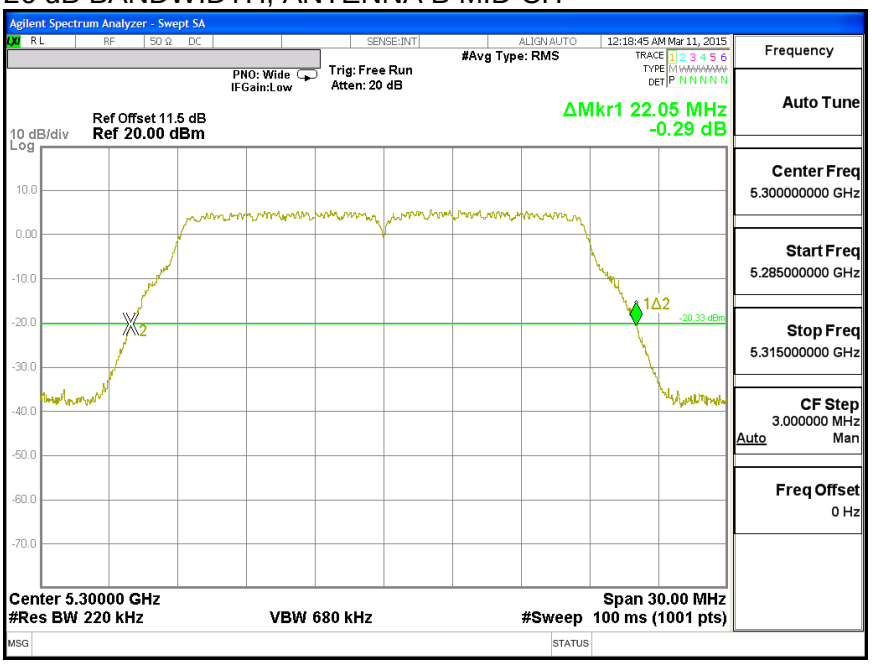

This report shall not be reproduced except in full, without the written approval of UL Verification Services Inc. .

26 dB BANDWIDTH, ANTENNA B HIGH CH

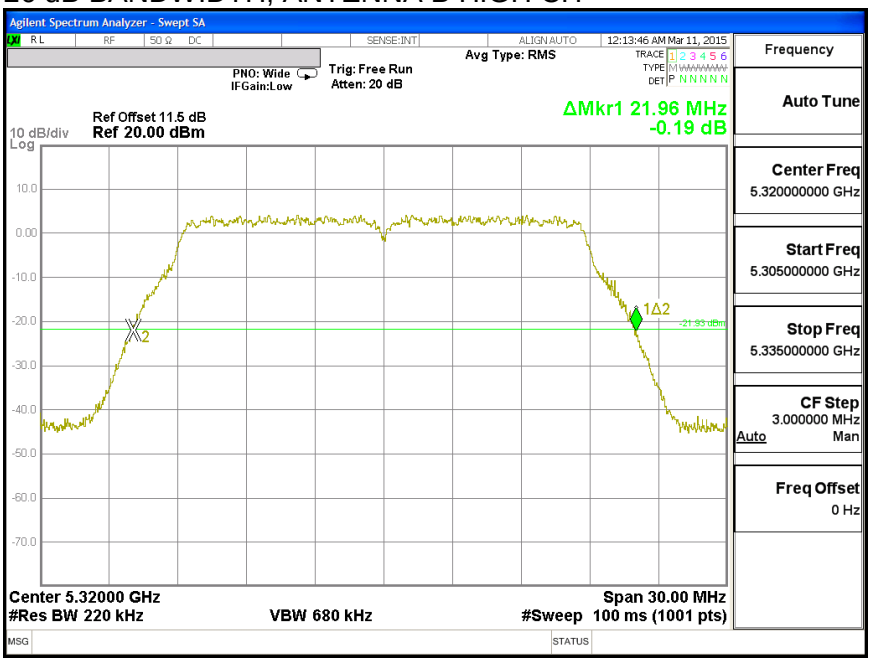

26 dB BANDWIDTH, ANTENNA A

26 dB BANDWIDTH, ANTENNA A LOW CH

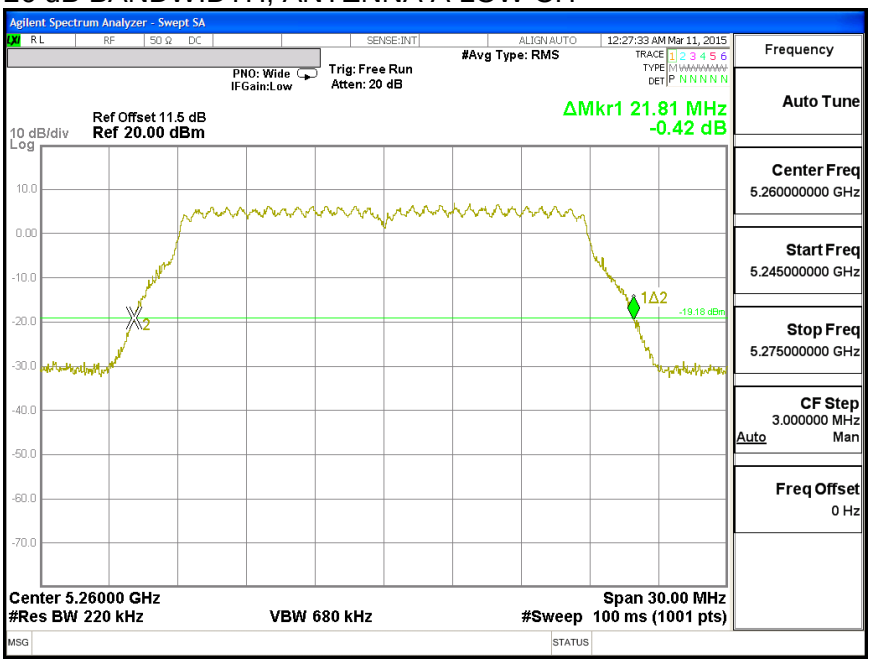

This report shall not be reproduced except in full, without the written approval of UL Verification Services Inc. .

26 dB BANDWIDTH, ANTENNA A MID CH

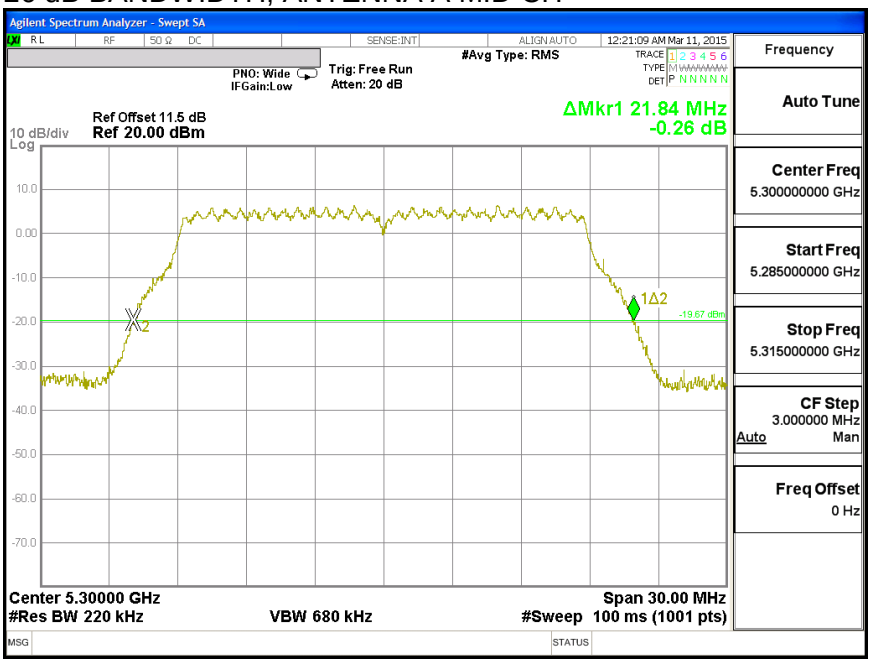

26 dB BANDWIDTH, ANTENNA A HIGH CH

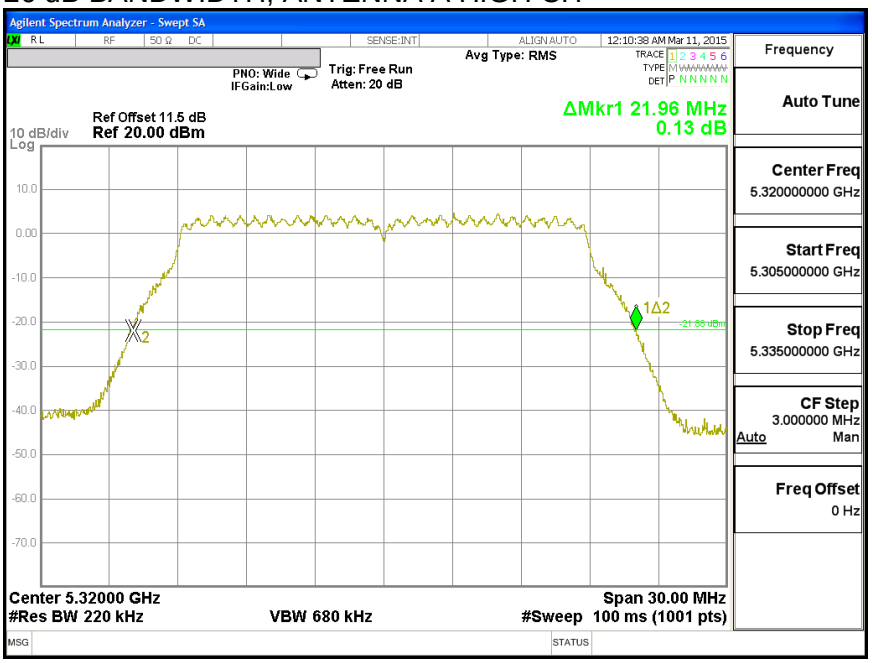

This report shall not be reproduced except in full, without the written approval of UL Verification Services Inc. .

8.15.2. 99% BANDWIDTH

LIMITS

None; for reporting purposes only.

RESULTS

Channel	Frequency (MHz)	99% BW Antenna B (MHz)	99% BW Antenna A (MHz)
Low	5260	17.686	17.678
Mid	5300	17.736	17.730
High	5320	17.718	17.689

This report shall not be reproduced except in full, without the written approval of UL Verification Services Inc. .

99% BANDWIDTH, ANTENNA B

99% BANDWIDTH, ANTENNA B LOW CH

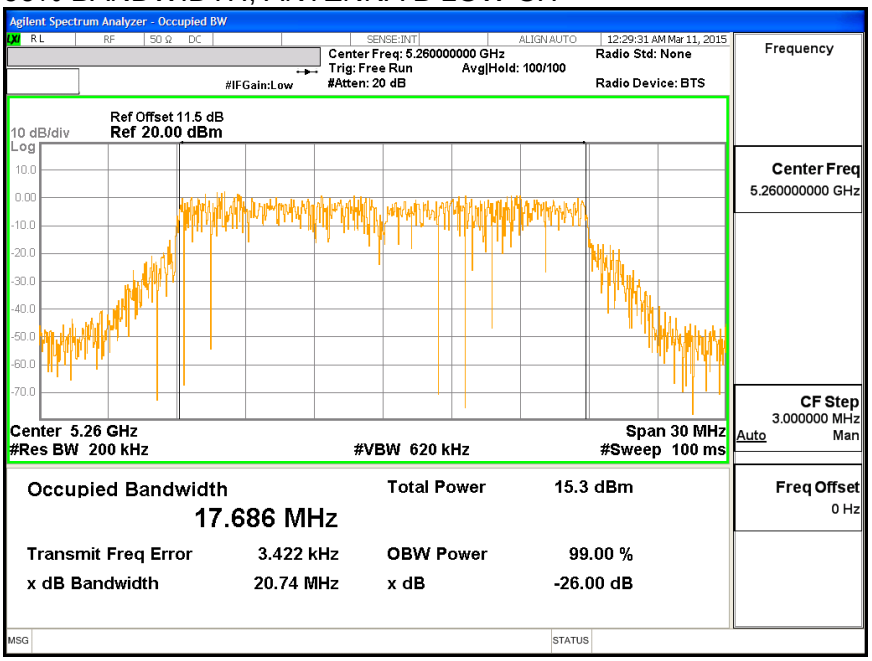

99% BANDWIDTH, ANTENNA B MID CH

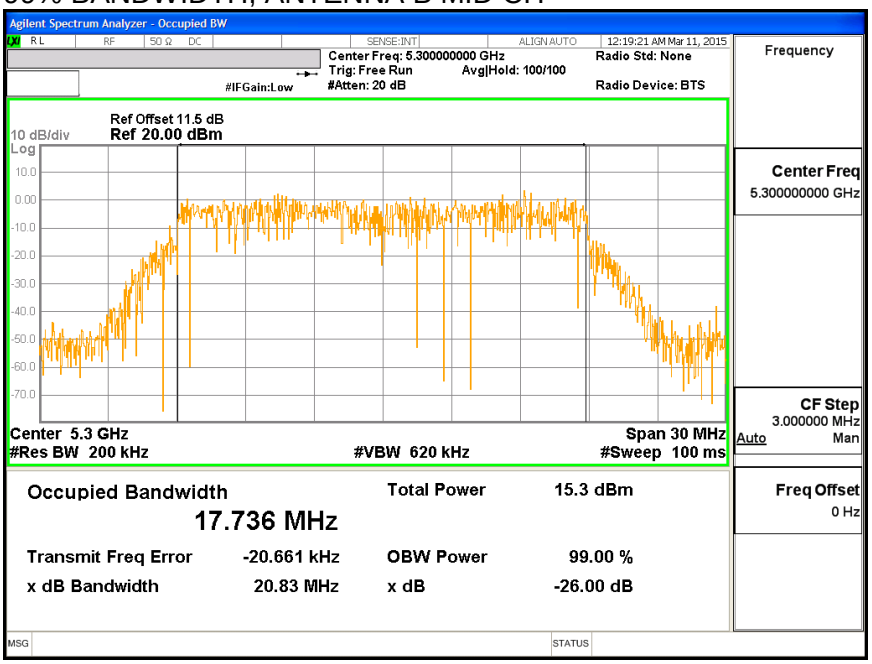

This report shall not be reproduced except in full, without the written approval of UL Verification Services Inc. .

99% BANDWIDTH, ANTENNA B HIGH CH

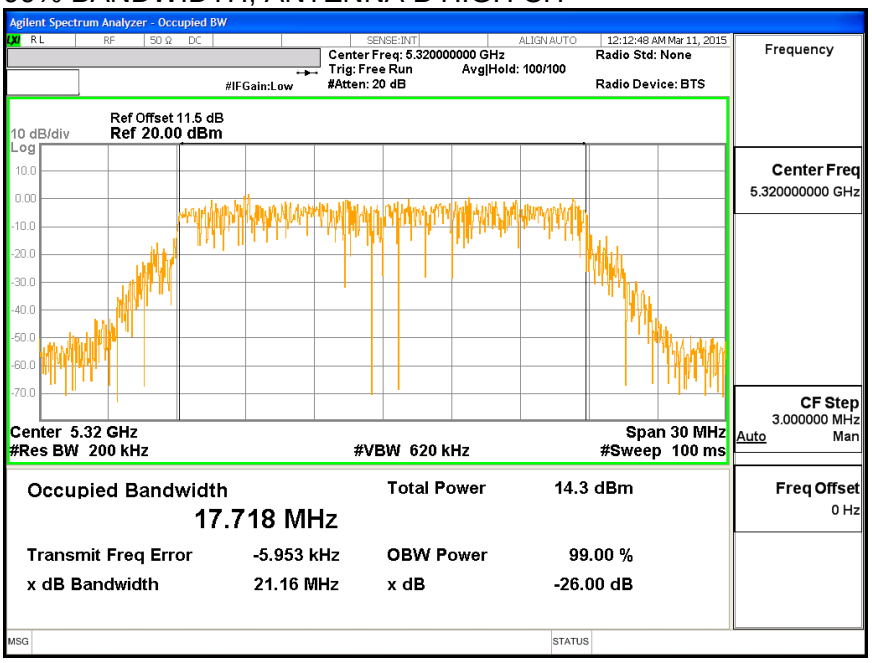

99% BANDWIDTH, ANTENNA A

99% BANDWIDTH, ANTENNA A LOW CH

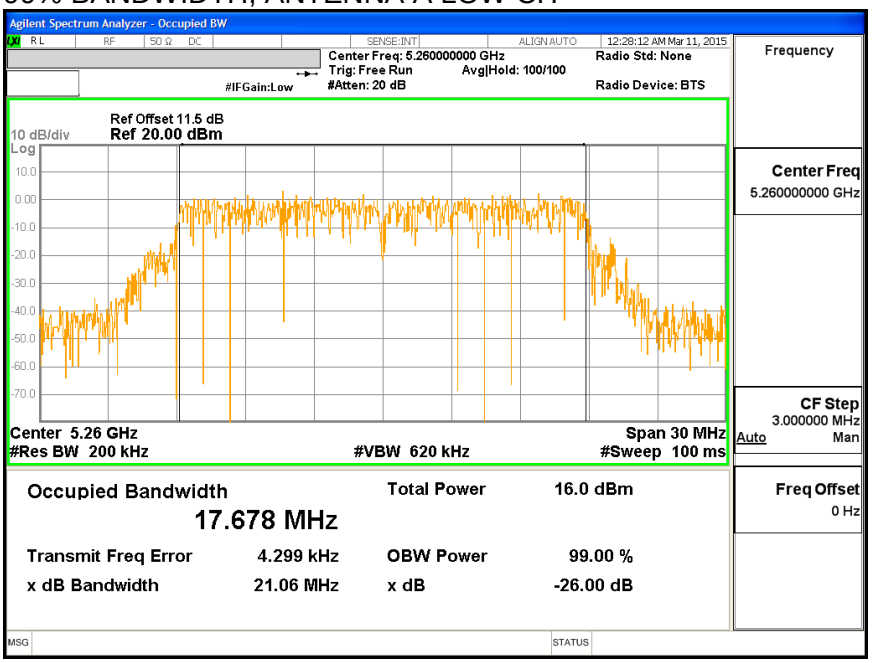

This report shall not be reproduced except in full, without the written approval of UL Verification Services Inc. .

99% BANDWIDTH, ANTENNA A MID CH

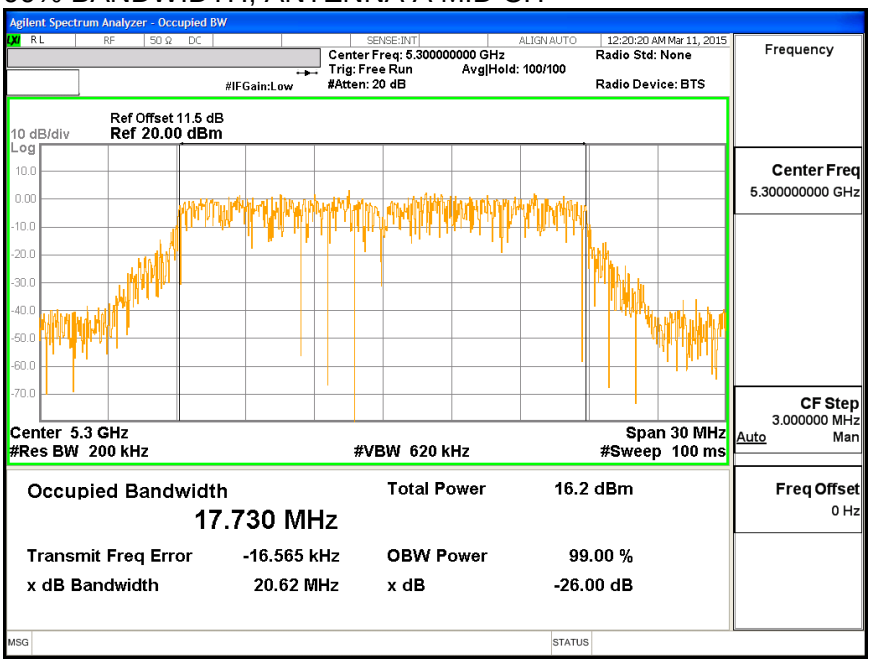

99% BANDWIDTH, ANTENNA A HIGH CH

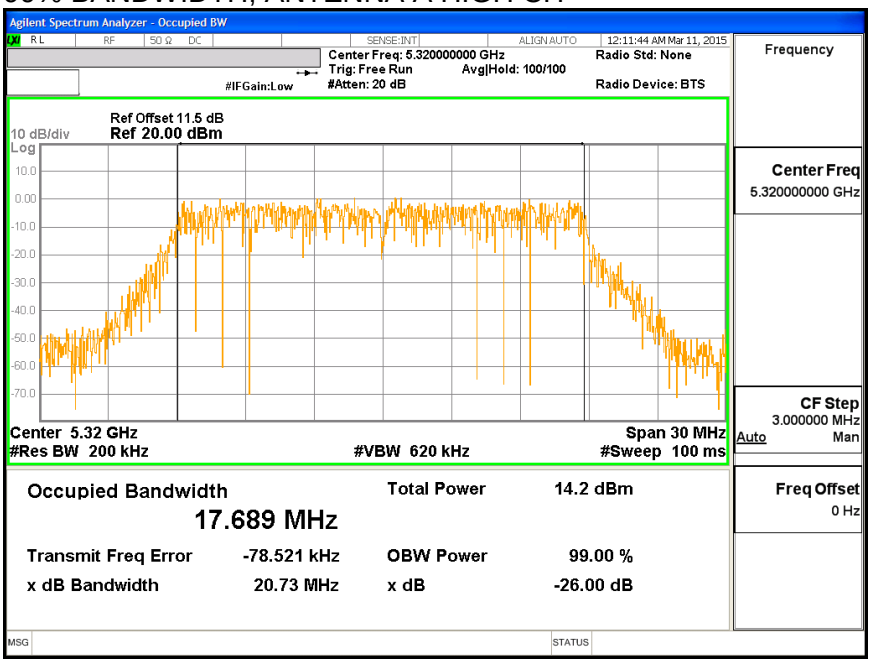

This report shall not be reproduced except in full, without the written approval of UL Verification Services Inc. .

8.15.3. AVERAGE POWER

LIMITS

None; for reporting purposes only.

RESULTS

Average Power Results

Channel	Frequency (MHz)	Antenna B Power (dBm)	Antenna A Power (dBm)	Total Power (dBm)
Low	5260	15.60	16.10	18.87
Mid	5300	15.58	16.08	18.85
High	5320	14.92	15.04	17.99

This report shall not be reproduced except in full, without the written approval of UL Verification Services Inc. .

8.15.4. OUTPUT POWER AND PSD

LIMITS

FCC §15.407 (a) (2)

For the band 5.25–5.35 GHz, the maximum conducted output power over the frequency band of operation shall not exceed the lesser of 250 mW or 11 dBm + 10 log B, where B is the 26–dB emission bandwidth in MHz. In addition, the maximum power spectral density shall not exceed 11 dBm in any 1–MHz band. If transmitting antennas of directional gain greater than 6 dBi are used, both the maximum conducted output power and the peak power spectral density shall be reduced by the amount in dB that the directional gain of the antenna exceeds 6 dBi.

DIRECTIONAL ANTENNA GAIN

The TX chains are uncorrelated and the antenna gain is unequal among the chains. The directional gain is:

Antenna B Antenna Gain (dBi)	Antenna A Antenna Gain (dBi)	Uncorrelated Chains Directional Gain (dBi)
4.20	3.10	3.68

This report shall not be reproduced except in full, without the written approval of UL Verification Services Inc. .

RESULTS

Bandwidth, Antenna Gain and Limits

Channel	Frequency (MHz)	Min 26 dB BW (MHz)	Directional Gain for Power (dBi)	Directional Gain for PSD (dBi)	Power Limit (dBm)	PSD Limit (dBm)
Low	5260	21.75	3.68	3.68	24.00	11.00
Mid	5300	21.84	3.68	3.68	24.00	11.00
High	5320	21.96	3.68	3.68	24.00	11.00

Duty Cycle CF (dB)	0.00	Included in Calculations of Corr'd Power & PSD

Output Power Results

Channel	Frequency (MHz)	Antenna B Meas Power (dBm)	Antenna A Meas Power (dBm)	Total Corr'd Power (dBm)	Power Limit (dBm)	Power Margin (dB)
Low	5260	15.60	16.10	18.87	24.00	-5.13
Mid	5300	15.58	16.08	18.85	24.00	-5.15
High	5320	14.92	15.04	17.99	24.00	-6.01

PSD Results

Channel	Frequency (MHz)	Antenna B Meas PSD (dBm)	Antenna A Meas PSD (dBm)	Total Corr'd PSD (dBm)	PSD Limit (dBm)	PSD Margin (dB)
Low	5260	4.24	4.78	7.53	11.00	-3.47
Mid	5300	4.14	4.73	7.45	11.00	-3.55
High	5320	3.41	3.61	6.52	11.00	-4.48

This report shall not be reproduced except in full, without the written approval of UL Verification Services Inc. .

PSD, ANTENNA B

PSD, ANTENNA B LOW CH

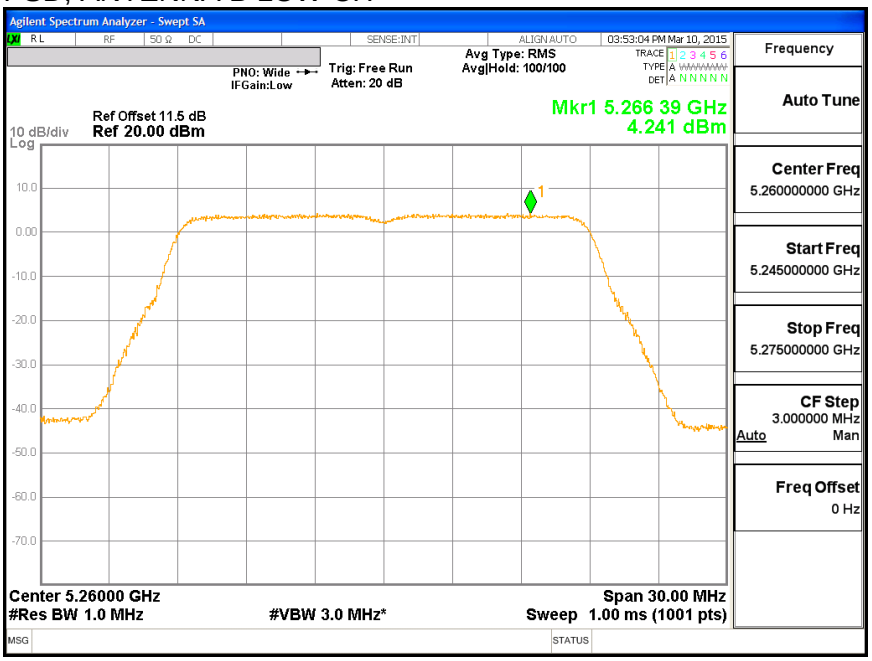

PSD, ANTENNA B MID CH

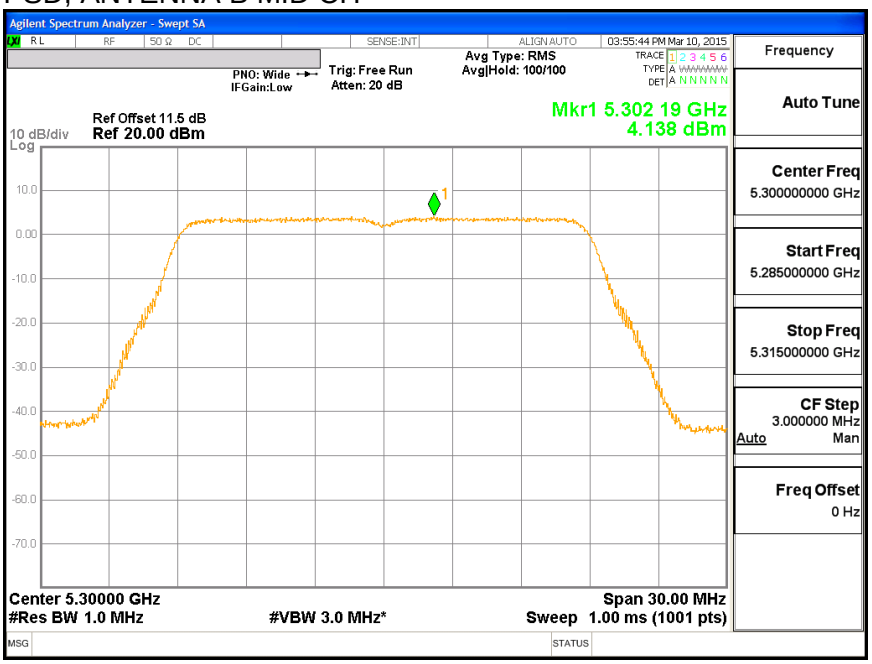

This report shall not be reproduced except in full, without the written approval of UL Verification Services Inc. .

PSD, ANTENNA B HIGH CH

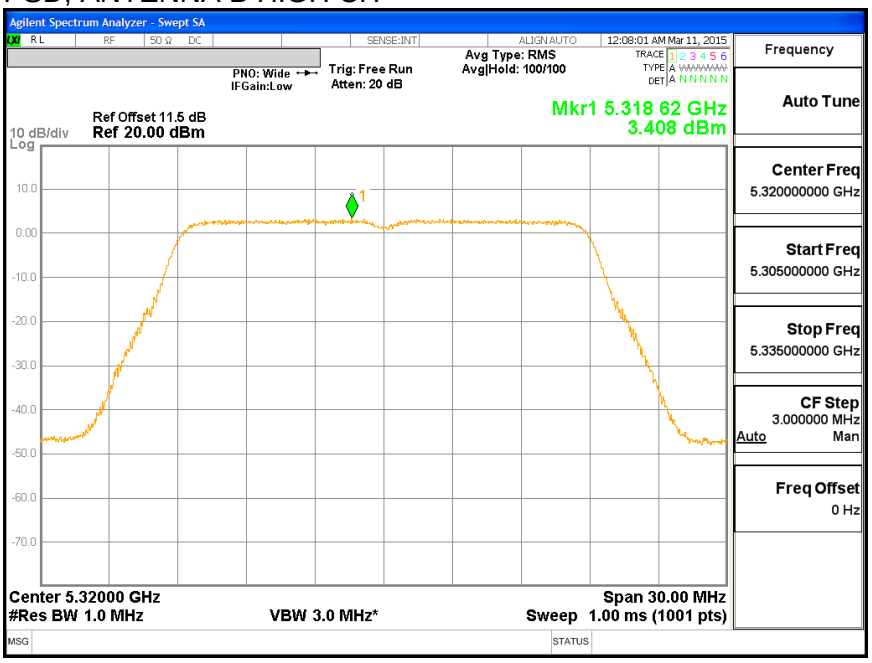

PSD, ANTENNA A

PSD, ANTENNA A LOW CH

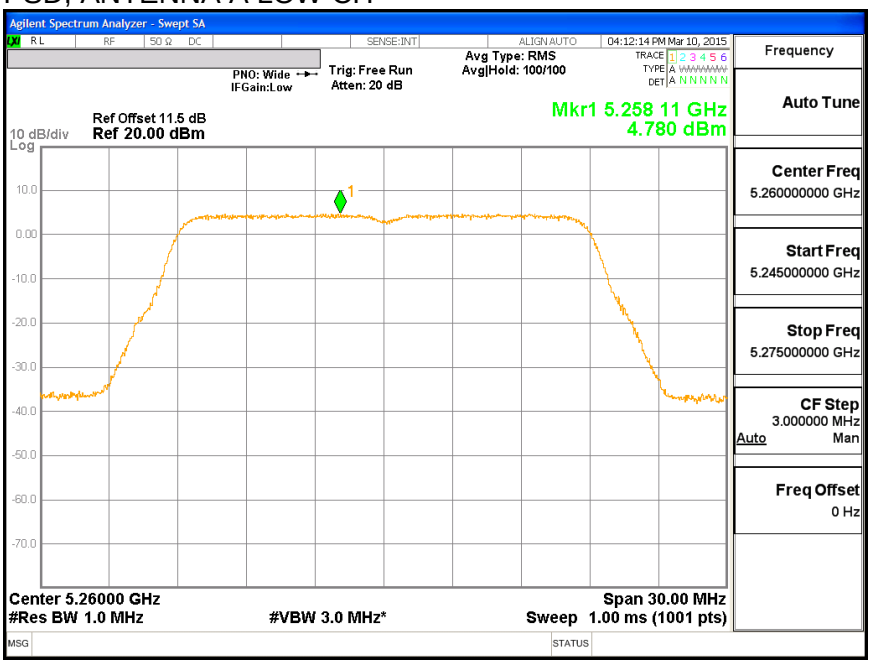

This report shall not be reproduced except in full, without the written approval of UL Verification Services Inc. .

PSD, ANTENNA A MID CH

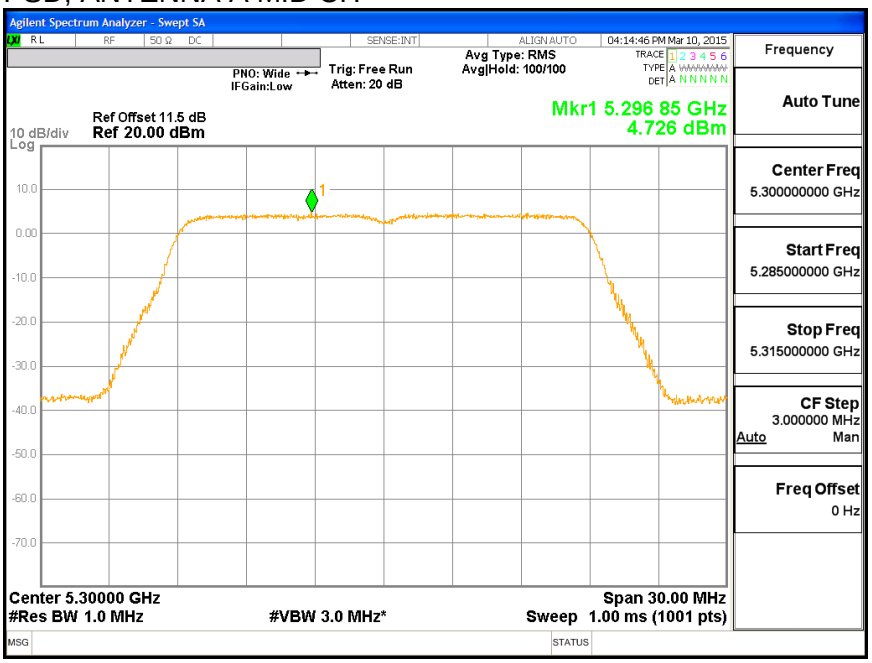

PSD, ANTENNA A HIGH CH

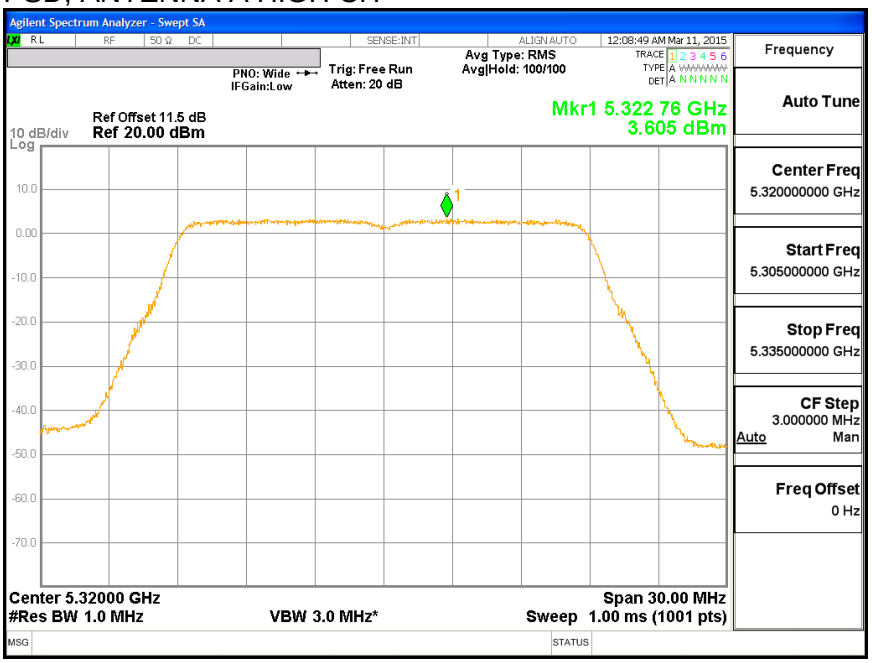

This report shall not be reproduced except in full, without the written approval of UL Verification Services Inc. .

8.16. 802.11n HT40 SISO MODE IN THE 5.3 GHz BAND ANTENNA B

8.16.1. 26 dB BANDWIDTH

LIMITS

None; for reporting purposes only.

RESULTS

Channel	Frequency (MHz)	26 dB Bandwidth (MHz)
Low	5270	40.20
High	5310	40.32

This report shall not be reproduced except in full, without the written approval of UL Verification Services Inc. .