9.9.4. HIGH CHANNEL HARMONICS AND SPURIOUS EMISSIONS

HIGH CHANNEL HORIZONTAL PLOT

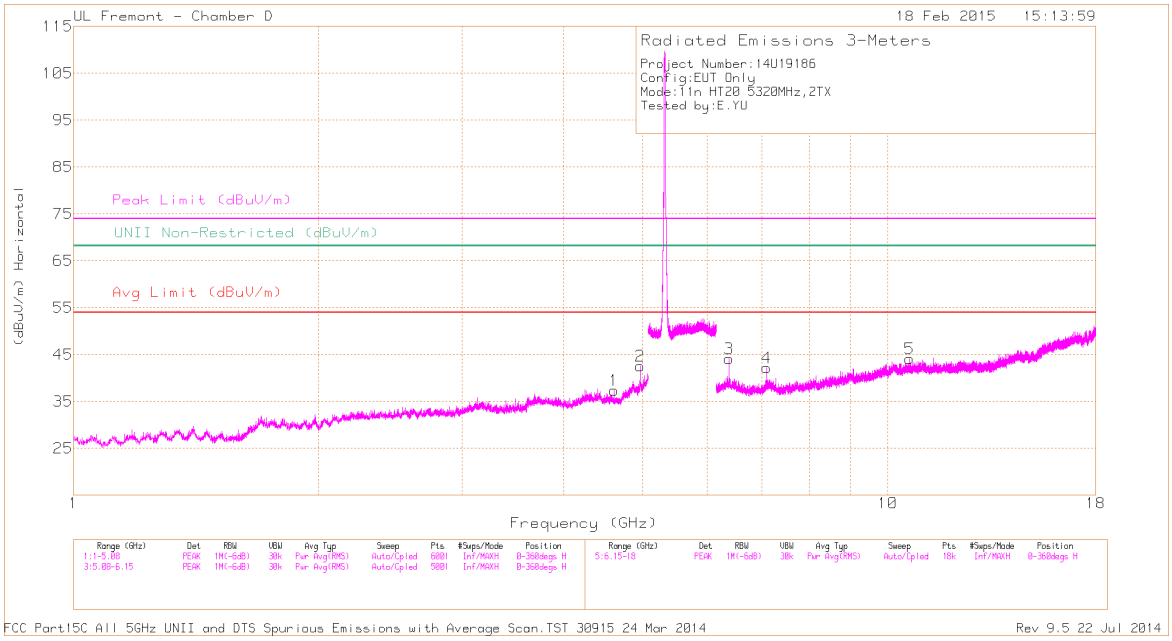

HIGH CHANNEL VERTICAL PLOT

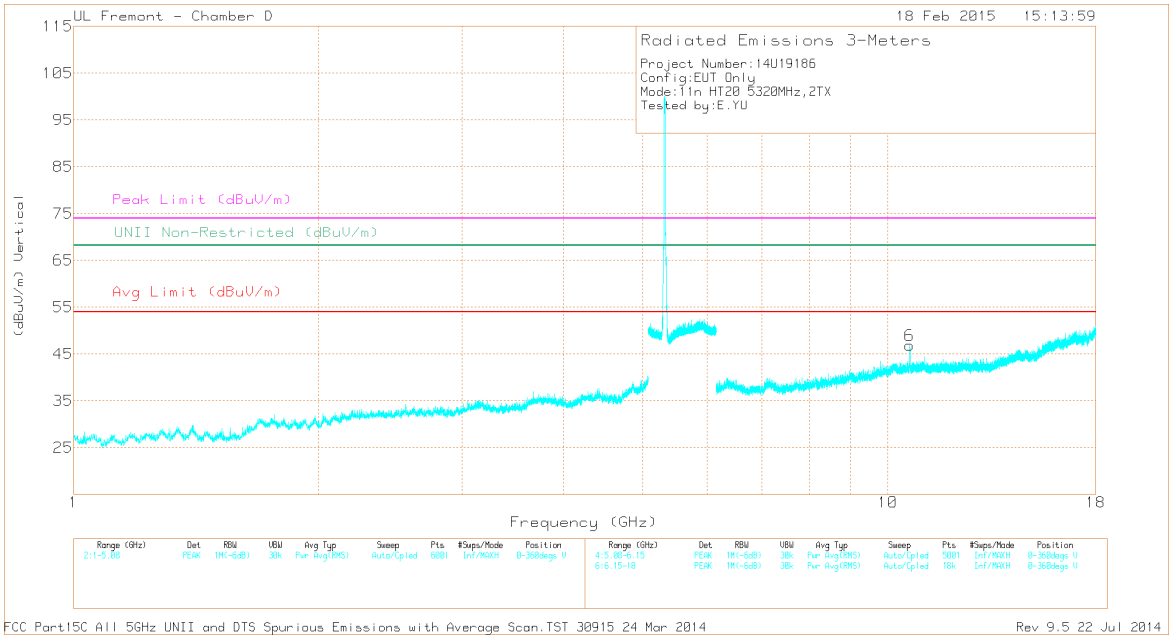

This report shall not be reproduced except in full, without the written approval of UL Verification Services Inc. .

DATA

	Frequency (GHz)	Meter Reading (dBuV)	Det	AF T711 (dB/m)	Amp/Cbl/Fltr/Pad (dB)	Corrected Reading (dBuV/m)	Avg Limit (dBuV/m)	Margin (dB)	Peak Limit (dBuV/m)	PK Margin (dB)	UNII Non-Restricted (dBuV/m)	PK Margin (dB)	Azimuth (Degs)	Height (cm)	Polarity
1	* 4.61	39.01	PK1	33.5	-26.9	45.61	-	-	74	-28.39	-	-	55	112	H
	* 4.611	29.14	AD1	33.5	-26.9	35.74	54	-18.26	-	-	-	-	55	112	H
2	* 4.965	41.93	PK1	33.9	-26.8	49.03	-	-	74	-24.97	-	-	48	108	H
	* 4.965	33.18	AD1	33.9	-26.8	40.28	54	-13.72	-	-	-	-	48	108	H
5	* 10.655	35.47	PK1	38.1	-22.1	51.47	-	-	74	-22.53	-	-	80	296	H
	* 10.64	24.24	AD1	38.1	-22	40.34	54	-13.66	-	-	-	-	80	296	H
6	* 10.633	39.66	PK1	38.1	-22	55.76	-	-	74	-18.24	-	-	22	116	V
	* 10.64	28.21	AD1	38.1	-22	44.31	54	-9.69	-	-	-	-	22	116	V
3	6.384	39.21	PK1	36	-26	49.21	-	-	-	-	68.2	-18.99	360	158	H
4	7.093	38.38	PK1	35.6	-25.1	48.88	-	-	-	-	68.2	-19.32	348	374	H

* - indicates frequency in CFR15.205/IC8.10 Restricted Band

PK1 - KDB789033 Method: Peak

AD1 - KDB789033 Method: AD Primary Power Average

This report shall not be reproduced except in full, without the written approval of UL Verification Services Inc. .

9.10. TX ABOVE 1 GHz 802.11n HT40 SISO MODE IN THE 5.3 GHz BAND

9.10.1. RESTRICTED BANDEDGE (HIGH CHANNEL)

HIGH CHANNEL HORIZONTAL PLOT

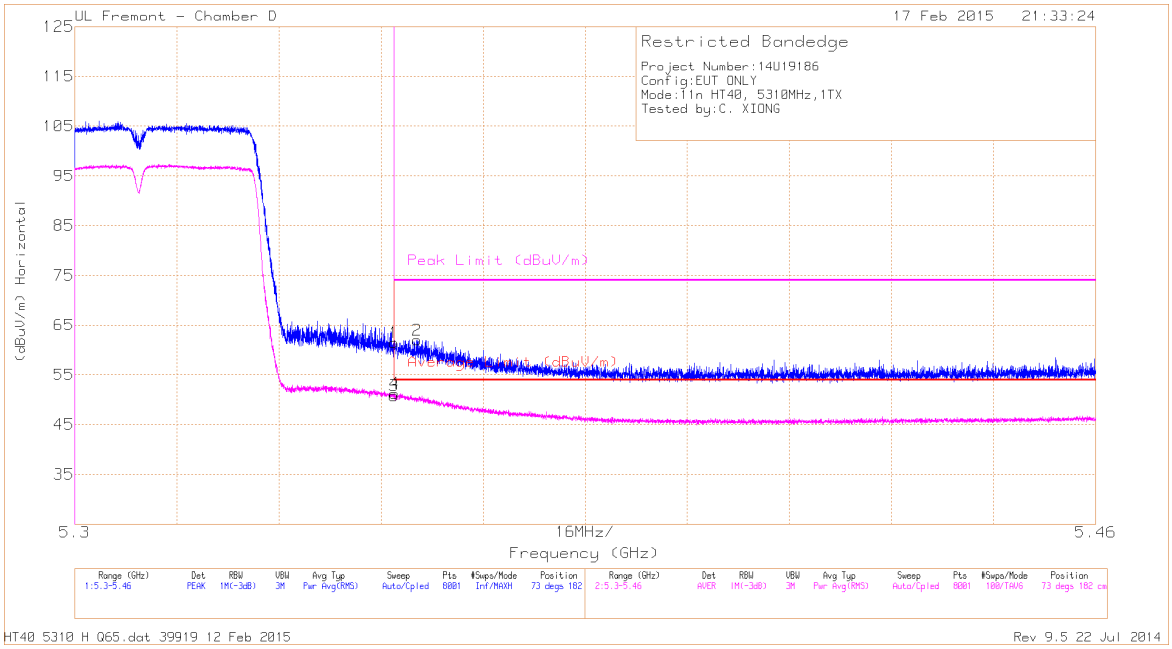

DATA

Marker	Frequency (GHz)	Meter Reading (dBuV)	Det	AF T711 (dB/m)	Amp/Cbl/Fltr/Pad (dB)	Corrected Reading (dBuV/m)	Average Limit (dBuV/m)	Margin (dB)	Peak Limit (dBuV/m)	PK Margin (dB)	Azimuth (Degs)	Height (cm)	Polarity
1	* 5.35	45.7	PK	34.3	-18.5	61.5	-	-	74	-12.5	73	182	H
3	* 5.35	35.03	RMS	34.3	-18.5	50.83	54	-3.17	-	-	73	182	H
4	* 5.35	35.47	RMS	34.3	-18.5	51.27	54	-2.73	-	-	73	182	H
2	* 5.354	46.21	PK	34.3	-18.5	62.01	-	-	74	-11.99	73	182	H

* - indicates frequency in CFR15.205/IC8.10 Restricted Band

PK - Peak detector

RMS - RMS detection

This report shall not be reproduced except in full, without the written approval of UL Verification Services Inc. .

HIGH CHANNEL VERTICAL PLOT

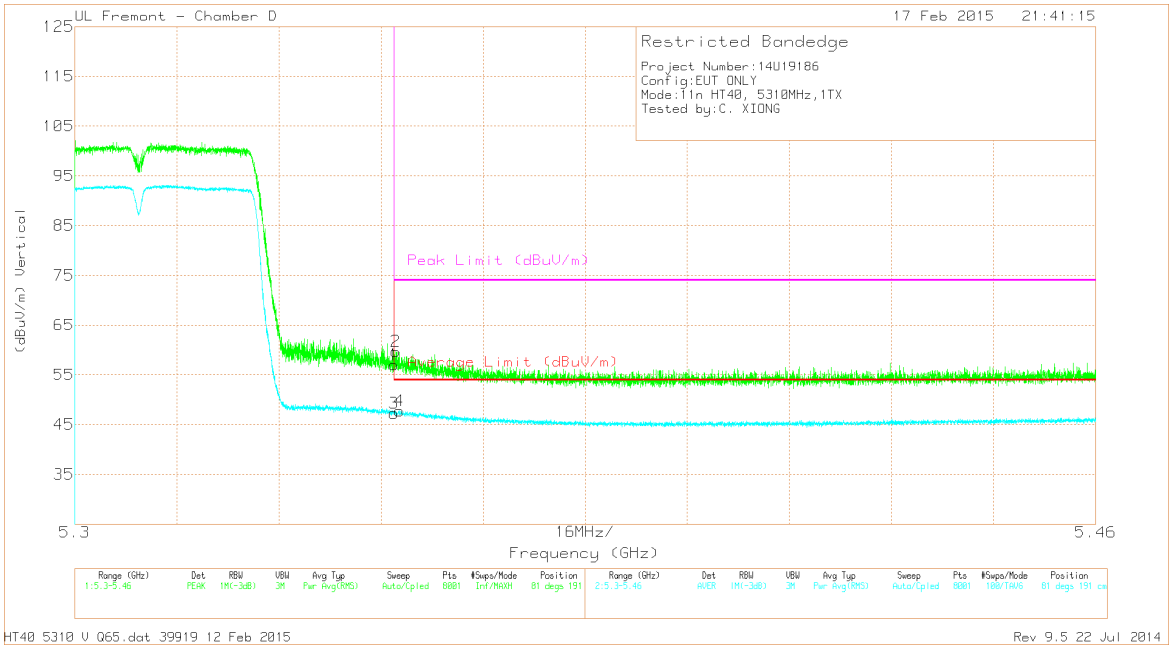

DATA

Marker	Frequency (GHz)	Meter Reading (dBuV)	Det	AF T711 (dB/m)	Amp/Cbl/Fltr/Pad (dB)	Corrected Reading (dBuV/m)	Average Limit (dBuV/m)	Margin (dB)	Peak Limit (dBuV/m)	PK Margin (dB)	Azimuth (Degs)	Height (cm)	Polarity
1	* 5.35	41.22	PK	34.3	-18.5	57.02	-	-	74	-16.98	81	191	V
2	* 5.35	43.92	PK	34.3	-18.5	59.72	-	-	74	-14.28	81	191	V
3	* 5.35	31.49	RMS	34.3	-18.5	47.29	54	-6.71	-	-	81	191	V
4	* 5.351	31.97	RMS	34.3	-18.5	47.77	54	-6.23	-	-	81	191	V

* - indicates frequency in CFR15.205/IC8.10 Restricted Band

PK - Peak detector

RMS - RMS detection

This report shall not be reproduced except in full, without the written approval of UL Verification Services Inc. .

9.10.2. LOW CHANNEL HARMONICS AND SPURIOUS EMISSIONS

LOW CHANNEL HORIZONTAL PLOT

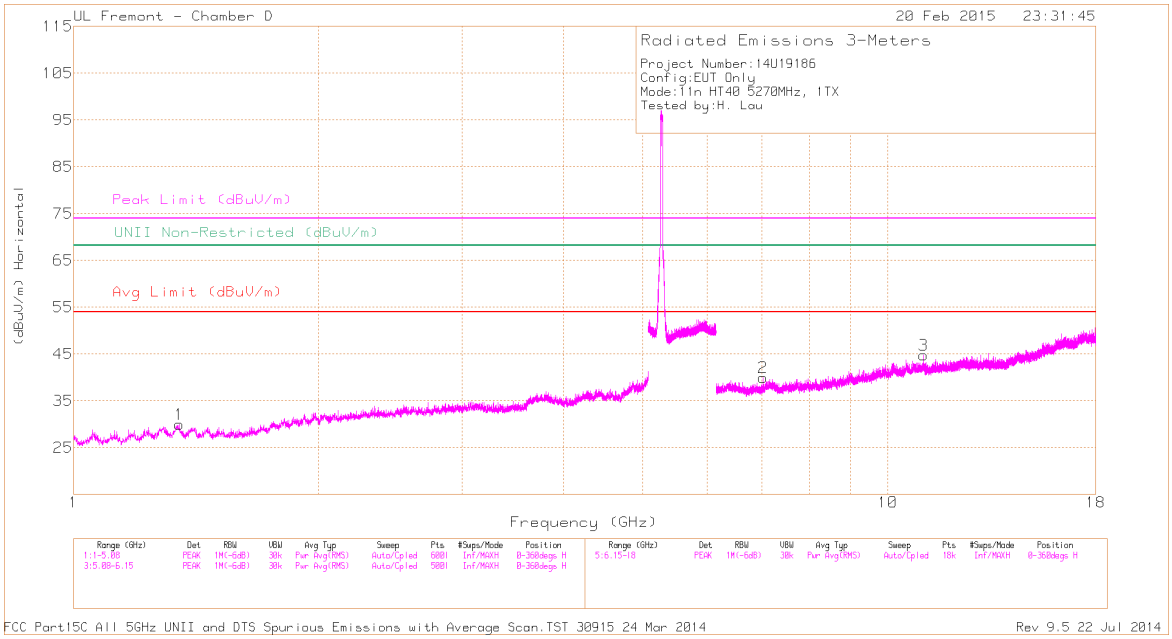

LOW CHANNEL VERTICAL PLOT

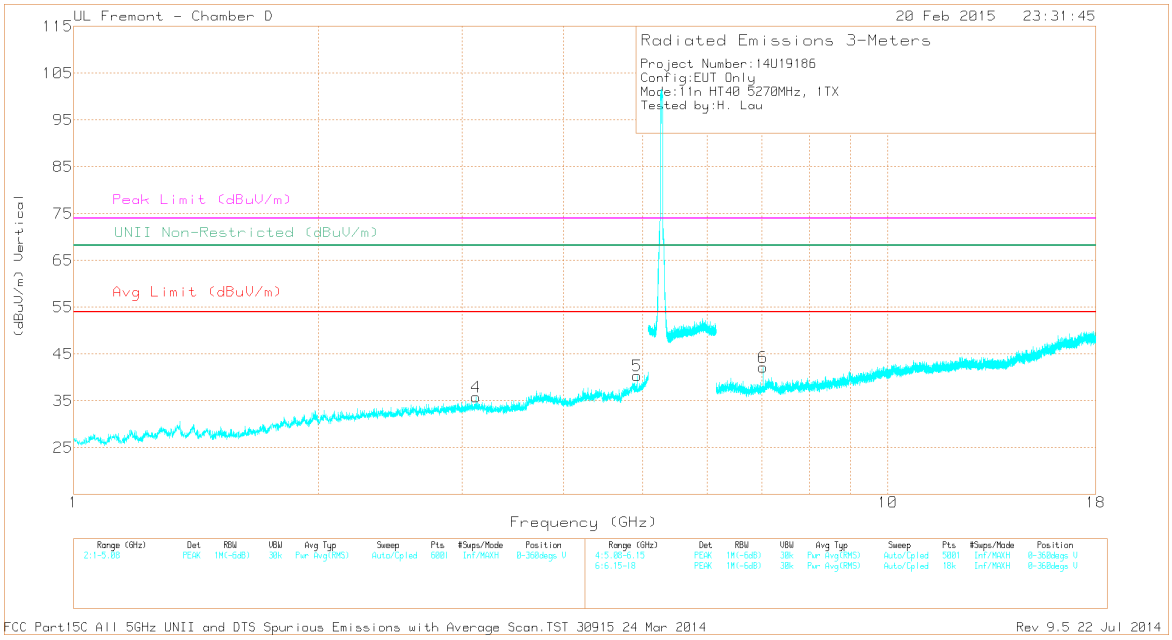

This report shall not be reproduced except in full, without the written approval of UL Verification Services Inc. .

DATA

Radiated Emissions

Marker	Frequency (GHz)	Meter Reading (dBuV)	Det	AF T344 (dB/m)	Amp/Cbl/Fltr/Pad (dB)	Corrected Reading (dBuV/m)	Avg Limit (dBuV/m)	Margin (dB)	Peak Limit (dBuV/m)	PK Margin (dB)	UNII Non-Restricted (dBuV/m)	PK Margin (dB)	Azimuth (Degs)	Height (cm)	Polarity
1	* 1.347	40.54	PK1	28.8	-31.5	37.84	-	-	74	-36.16	-	-	274	125	H
	* 1.347	29.37	AD1	28.8	-31.5	26.67	54	-27.33	-	-	-	-	274	125	H
5	* 4.919	38.06	PK1	34.1	-26.5	45.66	-	-	74	-28.34	-	-	227	166	V
	* 4.919	26.41	AD1	34.1	-26.5	34.01	54	-19.99	-	-	-	-	227	166	V
3	* 11.061	34.72	PK1	38	-21.3	51.42	-	-	74	-22.58	-	-	219	151	H
	* 11.061	23.2	AD1	38	-21.3	39.9	54	-14.1	-	-	-	-	219	151	H
4	3.122	39.12	PK1	32.8	-28.8	43.12	-	-	-	-	68.2	-25.08	145	144	V
2	7.026	38.13	PK1	35.5	-26.2	47.43	-	-	-	-	68.2	-20.77	81	200	H
6	7.027	39.75	PK1	35.5	-26.2	49.05	-	-	-	-	68.2	-19.15	350	189	V

* - indicates frequency in CFR15.205/IC8.10 Restricted Band

PK1 - KDB789033 Method: Peak

AD1 - KDB789033 Method: AD Primary Power Average

This report shall not be reproduced except in full, without the written approval of UL Verification Services Inc. .

9.10.3. HIGH CHANNEL HARMONICS AND SPURIOUS EMISSIONS

HIGH CHANNEL HORIZONTAL PLOT

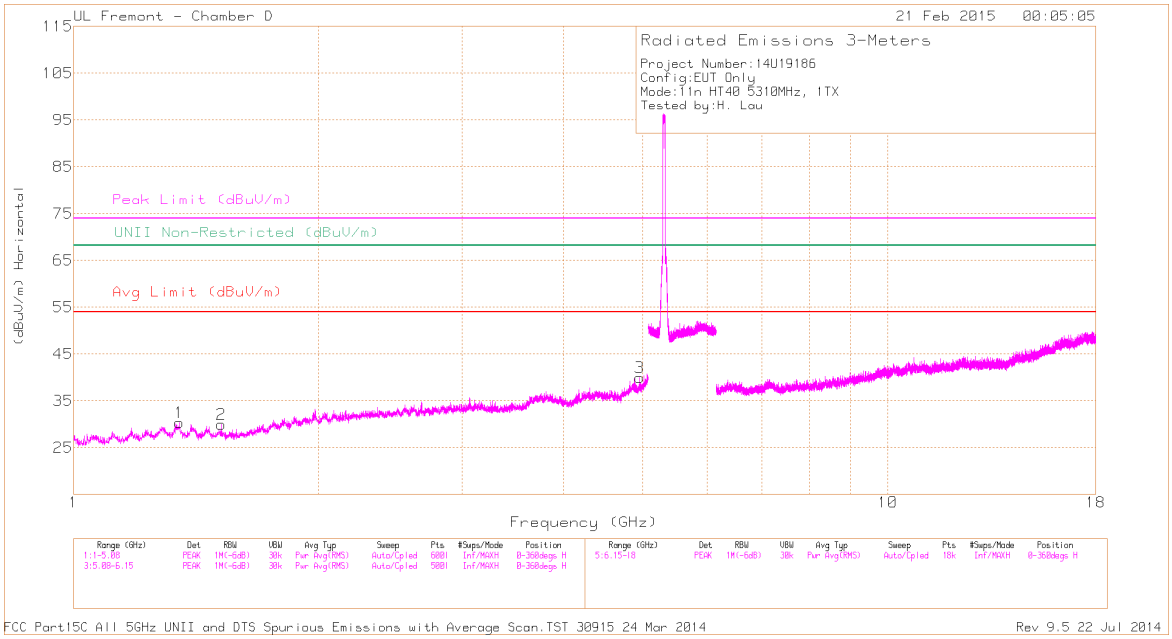

HIGH CHANNEL VERTICAL PLOT

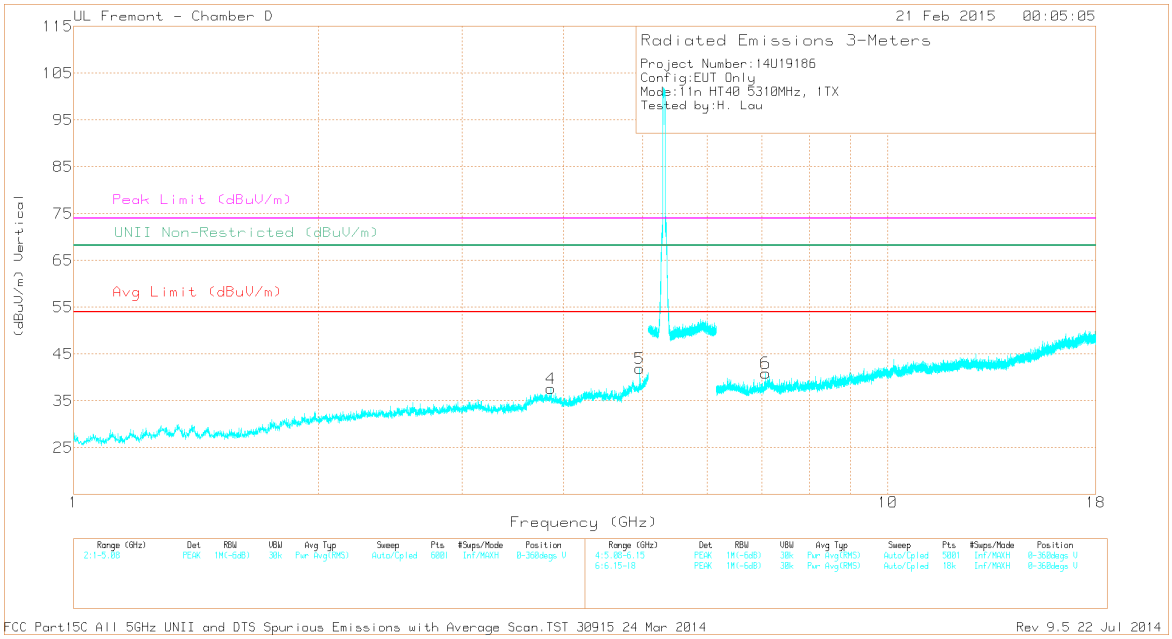

This report shall not be reproduced except in full, without the written approval of UL Verification Services Inc. .

DATA

Marker	Frequency (GHz)	Meter Reading (dBuV)	Det	AF T344 (dB/m)	Amp/Cbl/Fltr/Pad (dB)	Corrected Reading (dBuV/m)	Avg Limit (dBuV/m)	Margin (dB)	Peak Limit (dBuV/m)	PK Margin (dB)	UNII Non-Restricted (dBuV/m)	PK Margin (dB)	Azimuth (Degs)	Height (cm)	Polarity
1	* 1.35	41.12	PK1	28.8	-31.5	38.42	-	-	74	-35.58	-	-	242	126	H
	* 1.348	29.43	AD1	28.8	-31.5	26.73	54	-27.27	-	-	-	-	242	126	H
2	* 1.517	40.7	PK1	28.2	-31.8	37.1	-	-	74	-36.9	-	-	242	151	H
	* 1.517	29.19	AD1	28.2	-31.8	25.59	54	-28.41	-	-	-	-	242	151	H
3	* 4.957	38.6	PK1	34.2	-26.8	46	-	-	74	-28	-	-	93	120	H
	* 4.956	26.84	AD1	34.2	-26.8	34.24	54	-19.76	-	-	-	-	93	120	H
4	* 3.855	39.66	PK1	33.4	-28.9	44.16	-	-	74	-29.84	-	-	211	135	V
	* 3.858	27.84	AD1	33.4	-29	32.24	54	-21.76	-	-	-	-	211	135	V
5	* 4.956	41.46	PK1	34.2	-26.8	48.86	-	-	74	-25.14	-	-	37	389	V
	* 4.956	31.99	AD1	34.2	-26.8	39.39	54	-14.61	-	-	-	-	37	389	V
6	7.079	36.92	PK1	35.5	-25.3	47.12	-	-	-	-	68.2	-21.08	137	178	V

* - indicates frequency in CFR15.205/IC8.10 Restricted Band

PK1 - KDB789033 Method: Peak

AD1 - KDB789033 Method: AD Primary Power Average

UL VERIFICATION SERVICES INC. FORM NO: CCSUP4701J
47173 BENICIA STREET, FREMONT, CA 94538, USA TEL: (510) 771-1000 FAX: (510) 661-0888
This report shall not be reproduced except in full, without the written approval of UL Verification Services Inc. .

9.11. TX ABOVE 1 GHz 802.11n HT40 2Tx CDD MODE IN THE 5.3 GHz BAND

9.11.1. RESTRICTED BANDEDGE (HIGH CHANNEL)

HIGH CHANNEL HORIZONTAL PLOT

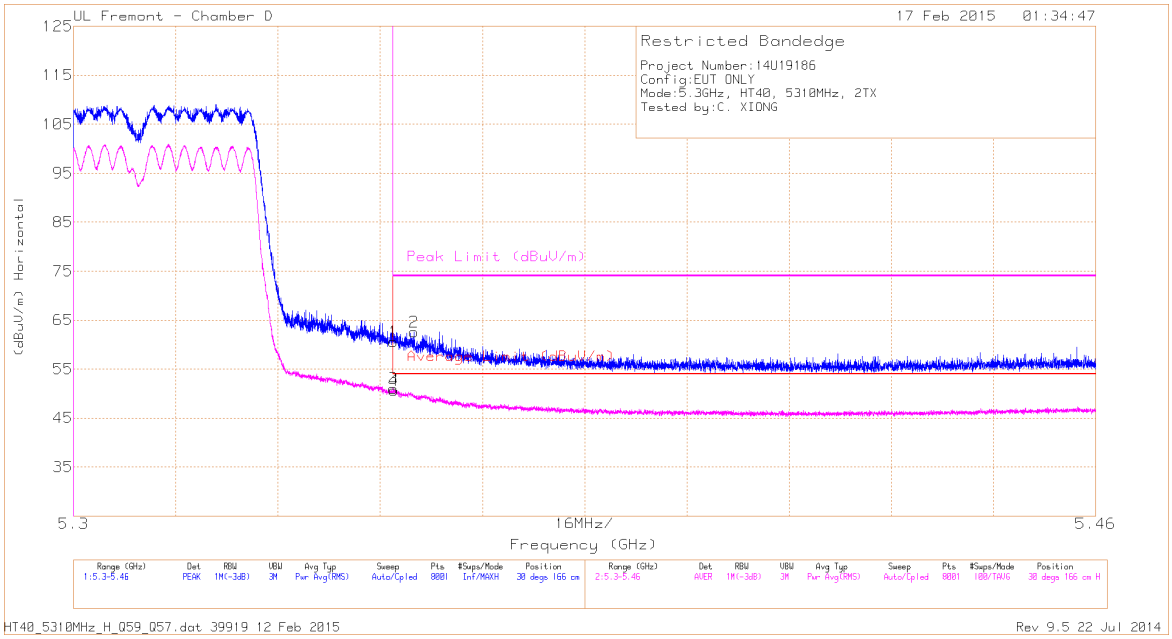

DATA

Marker	Frequency (GHz)	Meter Reading (dBuV)	Det	AF T711 (dB/m)	Amp/Cbl/ Fltr/Pad (dB)	Corrected Reading (dBuV/m)	Average Limit (dBuV/m)	Margin (dB)	Peak Limit (dBuV/m)	PK Margin (dB)	Azimuth (Degs)	Height (cm)	Polarity
1	* 5.35	44.79	PK	34.3	-18.5	60.59	-	-	74	-13.41	30	166	H
3	* 5.35	35.19	RMS	34.3	-18.5	50.99	54	-3.01	-	-	30	166	H
4	* 5.35	34.9	RMS	34.3	-18.5	50.7	54	-3.3	-	-	30	166	H
2	* 5.353	46.8	PK	34.3	-18.5	62.6	-	-	74	-11.4	30	166	H

* - indicates frequency in CFR15.205/IC8.10 Restricted Band

PK - Peak detector

This report shall not be reproduced except in full, without the written approval of UL Verification Services Inc. .

HIGH CHANNEL VERTICAL PLOT

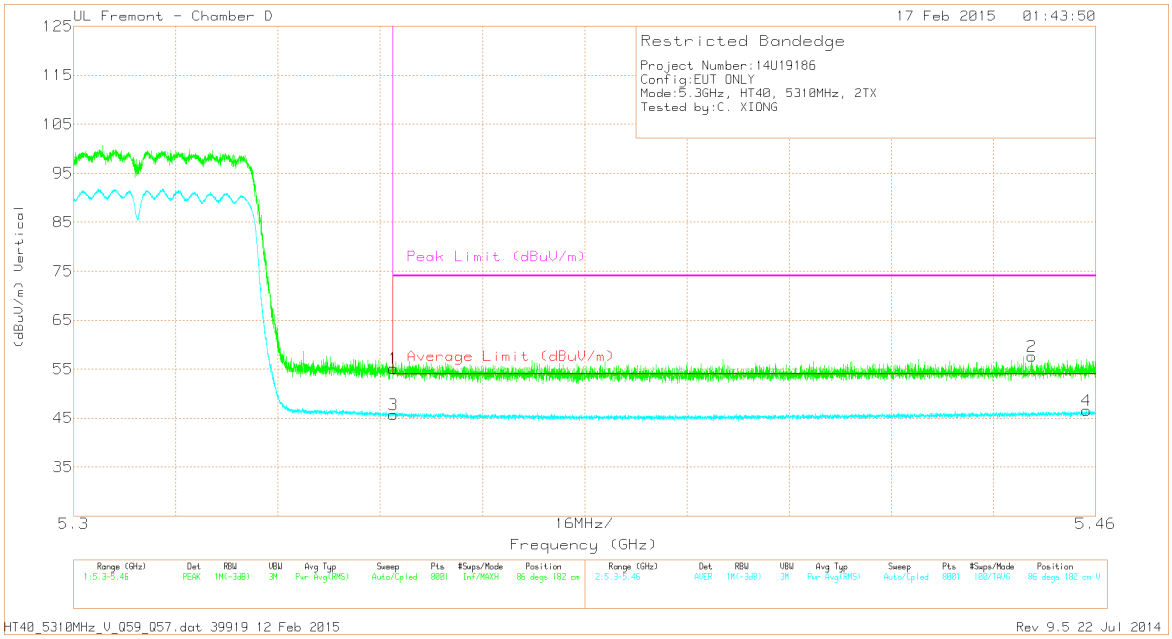

DATA

Marker	Frequency (GHz)	Meter Reading (dBuV)	Det	AF T711 (dB/m)	Amp/Cbl/Filtr/Pad (dB)	Corrected Reading (dBuV/m)	Average Limit (dBuV/m)	Margin (dB)	Peak Limit (dBuV/m)	PK Margin (dB)	Azimuth (Degs)	Height (cm)	Polarity
1	* 5.35	39.29	PK	34.3	-18.5	55.09	-	-	74	-18.91	86	182	V
3	* 5.35	29.95	RMS	34.3	-18.5	45.75	54	-8.25	-	-	86	182	V
2	* 5.45	41.26	PK	34.5	-18.1	57.66	-	-	74	-16.34	86	182	V
4	* 5.459	30.07	RMS	34.5	-18	46.57	54	-7.43	-	-	86	182	V

* - indicates frequency in CFR15.205/IC8.10 Restricted Band

PK - Peak detector

RMS - RMS detection

This report shall not be reproduced except in full, without the written approval of UL Verification Services Inc. .

9.11.2. LOW CHANNEL HARMONICS AND SPURIOUS EMISSIONS

LOW CHANNEL HORIZONTAL PLOT

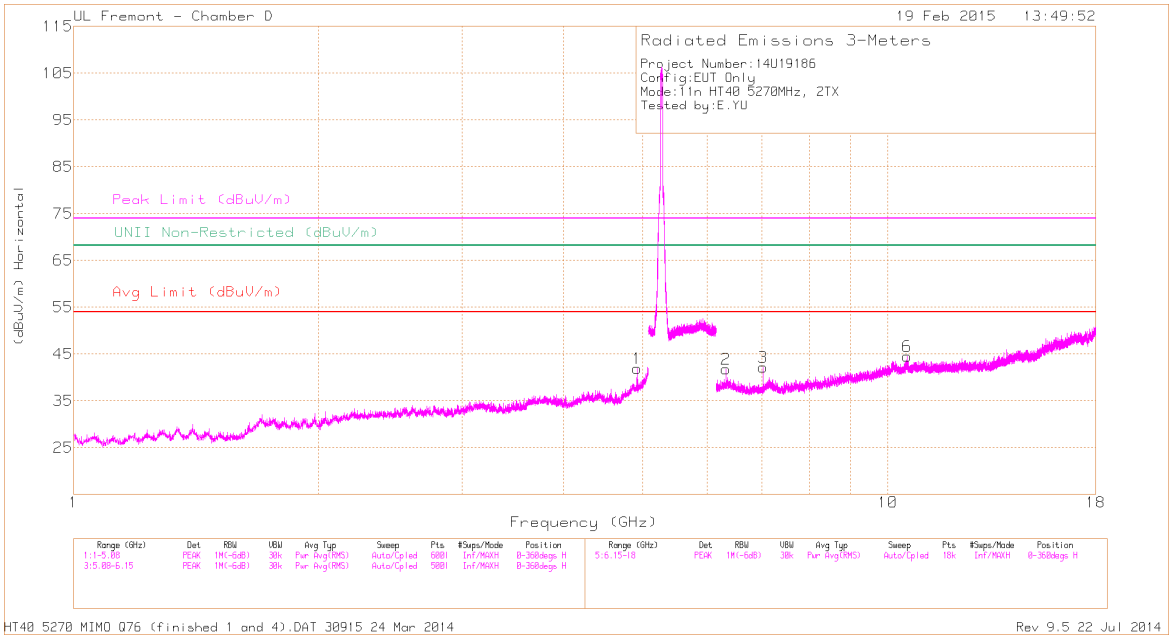

LOW CHANNEL VERTICAL PLOT

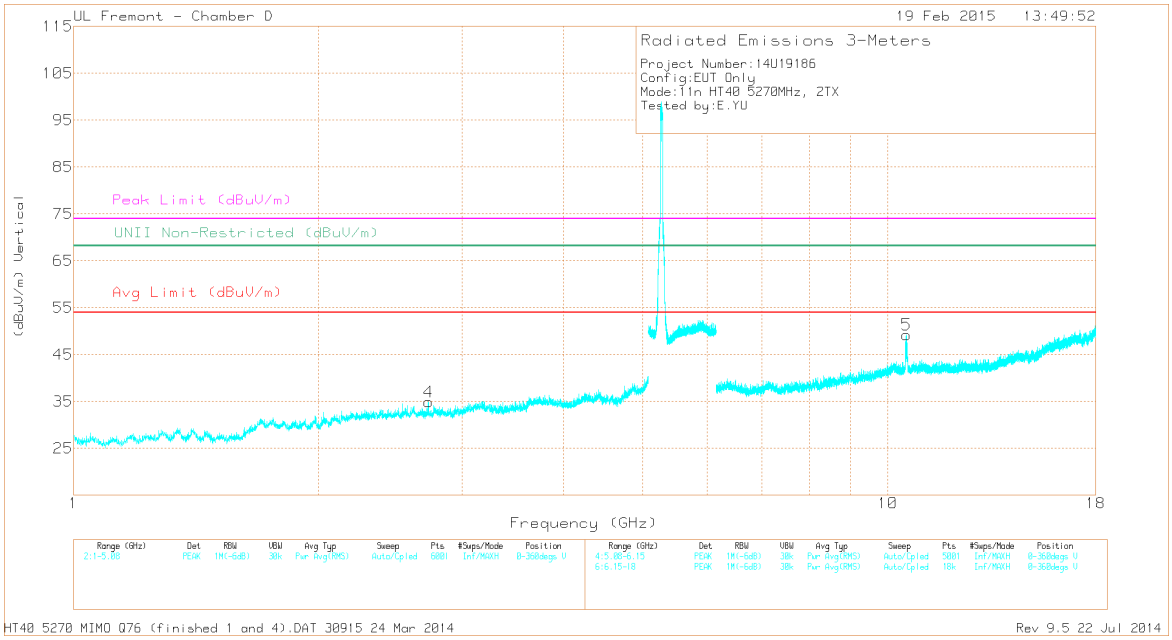

This report shall not be reproduced except in full, without the written approval of UL Verification Services Inc. .

DATA

	Frequency (GHz)	Meter Reading (dBuV)	Det	AF T711 (dB/m)	Amp/Cbl/Fltr/Pad (dB)	Corrected Reading (dBuV/m)	Avg Limit (dBuV/m)	Margin (dB)	Peak Limit (dBuV/m)	PK Margin (dB)	UNII Non-Restricted (dBuV/m)	PK Margin (dB)	Azimuth (Degs)	Height (cm)	Polarity
1	* 4.919	40.15	PK1	33.9	-26.5	47.55	-	-	74	-26.45	-	-	10	142	H
	* 4.919	31.18	AD1	33.9	-26.5	38.58	54	-15.42	-	-	-	-	10	142	H
4	* 2.726	39.93	PK1	32.4	-30.5	41.83	-	-	74	-32.17	-	-	279	350	V
	* 2.725	28.08	AD1	32.4	-30.5	29.98	54	-24.02	-	-	-	-	279	350	V
2	6.324	38.93	PK1	36	-25.8	49.13	-	-	-	-	68.2	-19.07	13	110	H
3	7.026	39.83	PK1	35.6	-26.2	49.23	-	-	-	-	68.2	-18.97	73	314	H
5	10.555	40.11	PK1	38.1	-21.7	56.51	-	-	-	-	68.2	-11.69	333	376	H
6	10.557	41.65	PK1	38.1	-21.7	58.05	-	-	-	-	68.2	-10.15	30	297	V

* - indicates frequency in CFR15.205/IC8.10 Restricted Band

PK1 - KDB789033 Method: Peak

AD1 - KDB789033 Method: AD Primary Power Average

This report shall not be reproduced except in full, without the written approval of UL Verification Services Inc. .

9.11.3. HIGH CHANNEL HARMONICS AND SPURIOUS EMISSIONS

HIGH CHANNEL HORIZONTAL PLOT

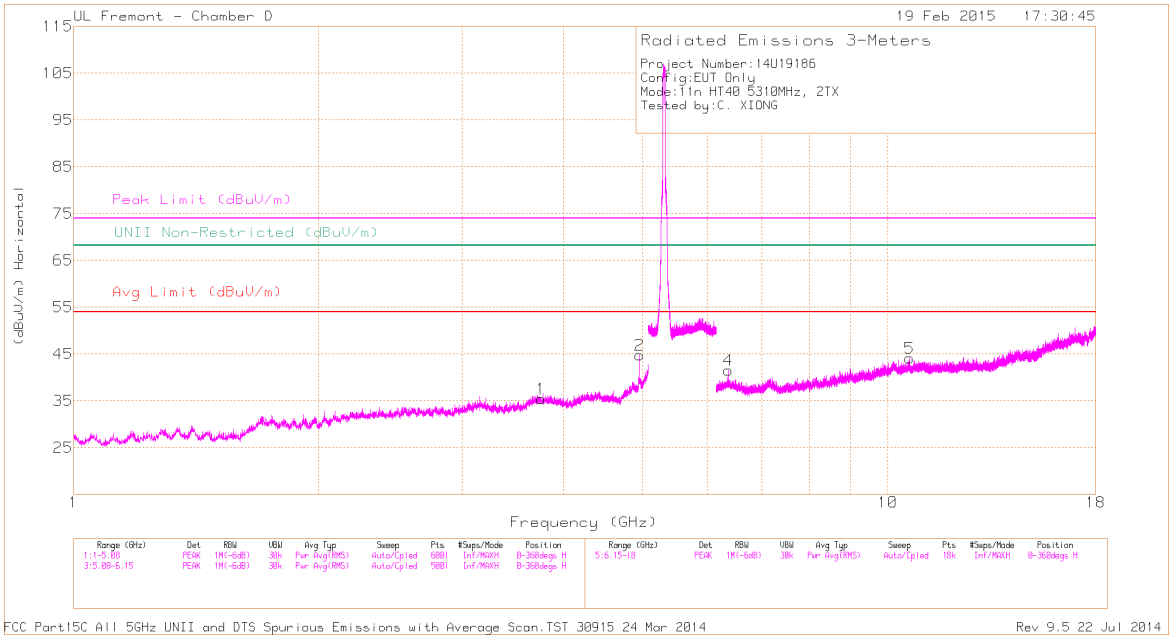

HIGH CHANNEL VERTICAL PLOT

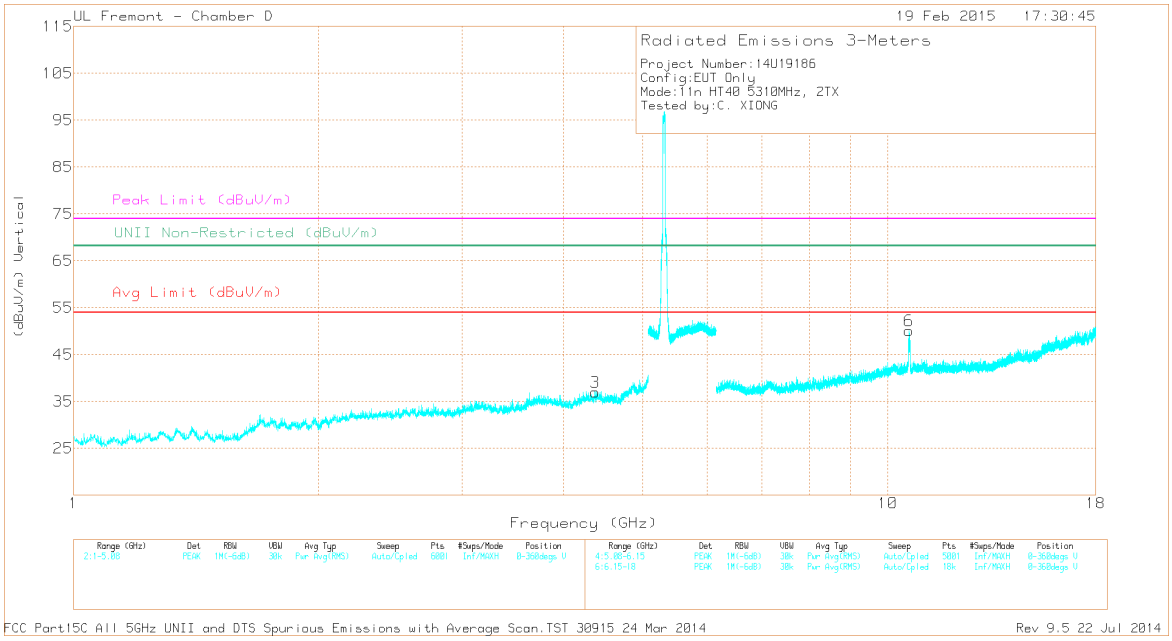

This report shall not be reproduced except in full, without the written approval of UL Verification Services Inc. .

DATA

	Frequency (GHz)	Meter Reading (dBuV)	Det	AF T711 (dB/m)	Amp/Cbl/Fltr/Pad (dB)	Corrected Reading (dBuV/m)	Avg Limit (dBuV/m)	Margin (dB)	Peak Limit (dBuV/m)	PK Margin (dB)	UNII Non-Restricted (dBuV/m)	PK Margin (dB)	Azimuth (Degs)	Height (cm)	Polarity
1	* 3.752	38.05	PK1	32.9	-29	41.95	-	-	74	-32.05	-	-	75	180	H
	* 3.753	27.41	AD1	32.9	-29	31.31	54	-22.69	-	-	-	-	75	180	H
2	* 4.956	42.71	PK1	33.9	-26.8	49.81	-	-	74	-24.19	-	-	27	106	H
	* 4.956	35.01	AD1	33.9	-26.8	42.11	54	-11.89	-	-	-	-	27	106	H
3	* 4.371	38.14	PK1	33.5	-28.1	43.54	-	-	74	-30.46	-	-	61	128	V
	* 4.373	27.14	AD1	33.5	-28	32.64	54	-21.36	-	-	-	-	61	128	V
5	* 10.64	34.37	PK1	38.1	-22	50.47	-	-	74	-23.53	-	-	43	118	H
	* 10.641	23.37	AD1	38.1	-22	39.47	54	-14.53	-	-	-	-	43	118	H
6	* 10.64	44.04	PK1	38.1	-22	60.14	-	-	74	-13.86	-	-	44	291	V
	* 10.625	30.67	AD1	38.1	-22	46.77	54	-7.23	-	-	-	-	44	291	V
4	6.372	39.27	PK1	36	-26.1	49.17	-	-	-	-	68.2	-19.03	12	100	H

* - indicates frequency in CFR15.205/IC8.10 Restricted Band

PK1 - KDB789033 Method: Peak

AD1 - KDB789033 Method: AD Primary Power Average

UL VERIFICATION SERVICES INC. FORM NO: CCSUP4701J
47173 BENICIA STREET, FREMONT, CA 94538, USA TEL: (510) 771-1000 FAX: (510) 661-0888
This report shall not be reproduced except in full, without the written approval of UL Verification Services Inc. .

9.12. TX ABOVE 1 GHz 802.11ac VHT80 1TX SISO MODE IN THE 5.3 GHz BAND

9.12.1. RESTRICTED BANDEDGE (HIGH CHANNEL, CH 58)

CHANNEL 58 HORIZONTAL PLOT

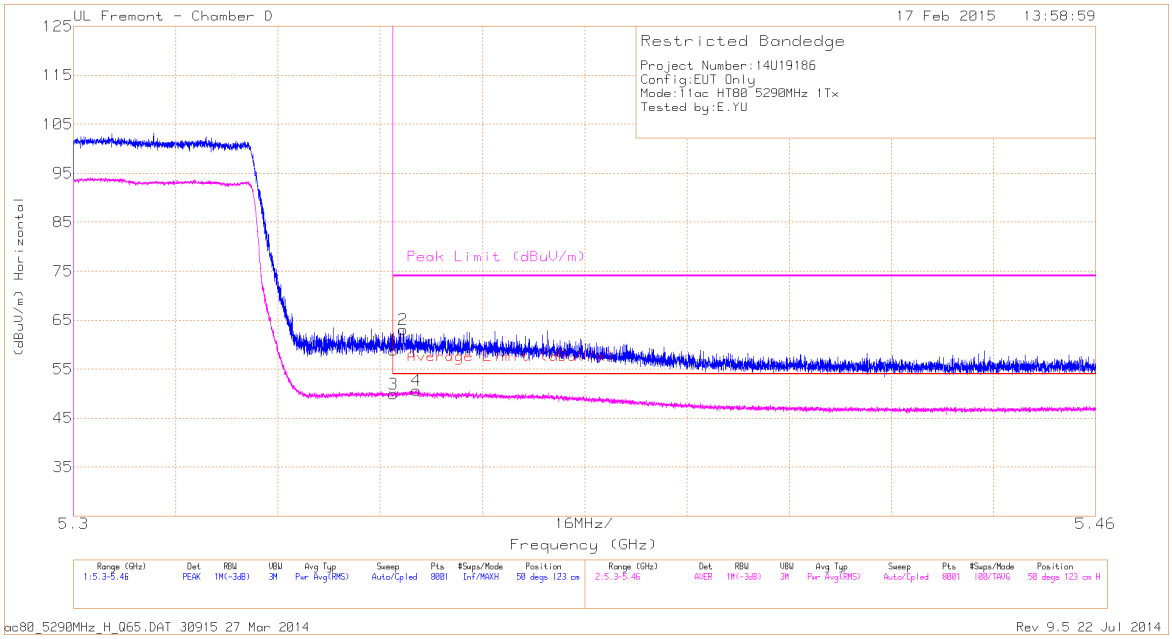

DATA

Marker	Frequency (GHz)	Meter Reading (dBuV)	Det	AF T711 (dB/m)	Amp/Cbl/Fltr/Pad (dB)	DC Corr (dB)	Corrected Reading (dBuV/m)	Average Limit (dBuV/m)	Margin (dB)	Peak Limit (dBuV/m)	PK Margin (dB)	Azimuth (Degs)	Height (cm)	Polarity
1	* 5.35	43.05	PK	34.3	-18.5	0	58.85	-	-	74	-15.15	50	123	H
3	* 5.35	33.94	RMS	34.3	-18.5	.16	49.90	54	-4.10	-	-	50	123	H
2	* 5.352	47.29	PK	34.3	-18.5	0	63.09	-	-	74	-10.91	50	123	H
4	* 5.354	34.63	RMS	34.3	-18.5	.16	50.59	54	-3.41	-	-	50	123	H

* - indicates frequency in CFR15.205/IC8.10 Restricted Band

PK - Peak detector

RMS - RMS detection

This report shall not be reproduced except in full, without the written approval of UL Verification Services Inc. .

CHANNEL 58 VERTICAL PLOT

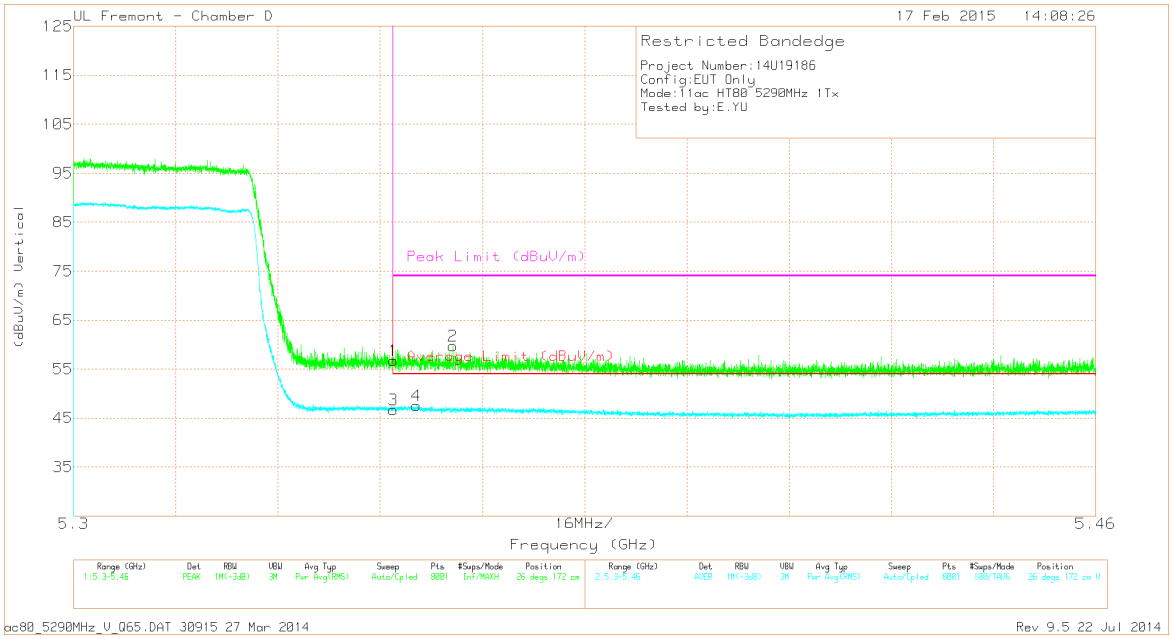

DATA

Marker	Frequency (GHz)	Meter Reading (dBuV)	Det	AF T711 (dB/m)	Amp/Cbl/F ltr/Pad (dB)	DC Corr (dB)	Corrected Reading (dBuV/m)	Average Limit (dBuV/m)	Margin (dB)	Peak Limit (dBuV/m)	PK Margin (dB)	Azimuth (Degs)	Height (cm)	Polarity
1	* 5.35	40.92	PK	34.3	-18.5	0	56.72	-	-	74	-17.28	26	172	V
3	* 5.35	30.94	RMS	34.3	-18.5	.16	46.90	54	-7.10	-	-	26	172	V
4	* 5.354	31.75	RMS	34.3	-18.5	.16	47.71	54	-6.29	-	-	26	172	V
2	* 5.359	43.98	PK	34.3	-18.5	0	59.78	-	-	74	-14.22	26	172	V

* - indicates frequency in CFR15.205/IC8.10 Restricted Band

PK - Peak detector

RMS - RMS detection

This report shall not be reproduced except in full, without the written approval of UL Verification Services Inc. .

9.12.2. HIGH CHANNEL HARMONICS AND SPURIOUS EMISSIONS

HIGH CHANNEL HORIZONTAL PLOT

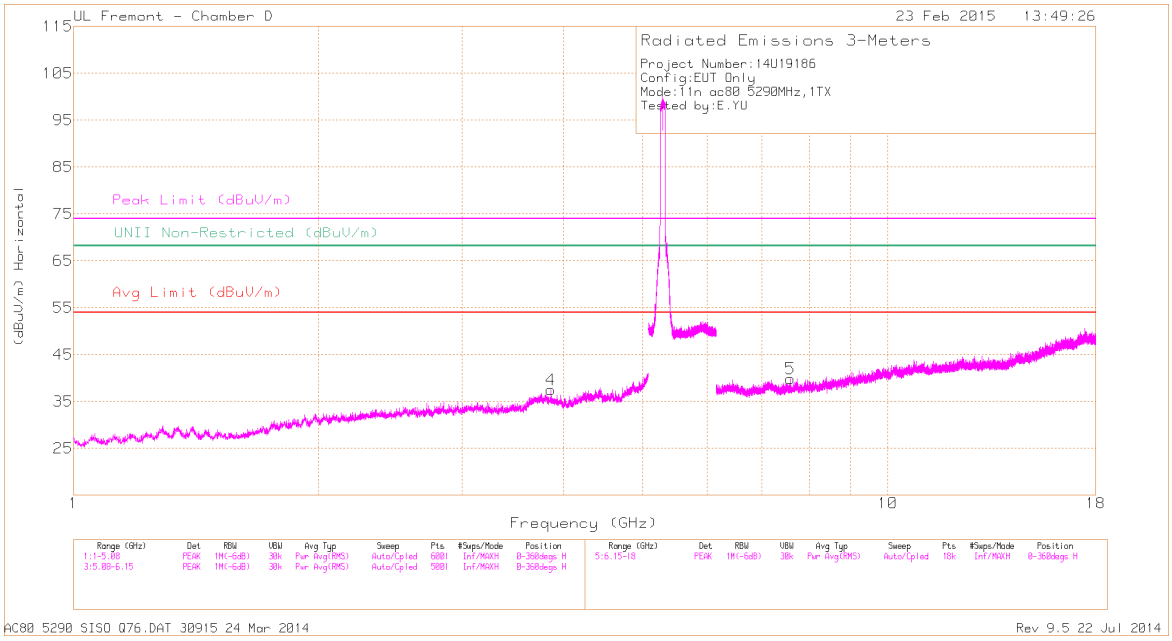

HIGH CHANNEL VERTICAL PLOT

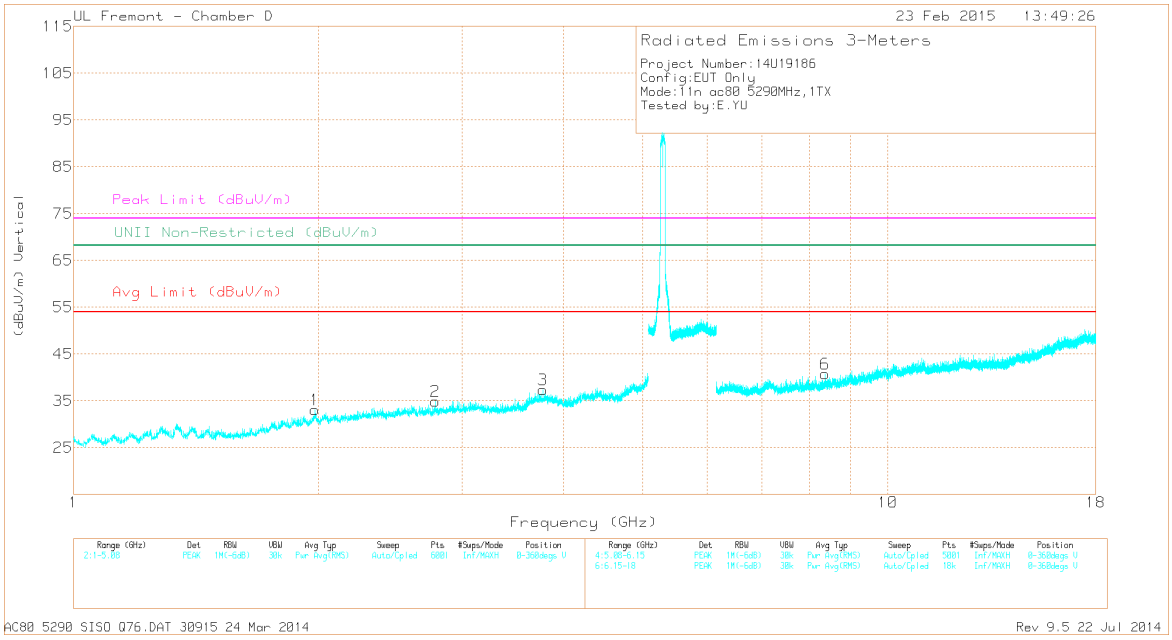

This report shall not be reproduced except in full, without the written approval of UL Verification Services Inc. .

DATA

	Frequency (GHz)	Meter Reading (dBuV)	Det	AF T344 (dB/m)	Amp/Cbl/ Fltr/Pad (dB)	DC Corr (dB)	Corrected Reading (dBuV/m)	Avg Limit (dBuV/m)	Margin (dB)	Peak Limit (dBuV/m)	PK Margin (dB)	UNII Non-Restricted (dBuV/m)	PK Margin (dB)	Azimuth (Degs)	Height (cm)	Polarity
4	* 3.858	39.29	PK1	33.4	-29	0	43.69	-	-	74	-30.31	-	-	134	206	H
	* 3.858	27.44	AD1	33.4	-29	.16	32.00	54	-22.00	-	-	-	-	134	206	H
2	* 2.781	39.71	PK1	32.5	-29.8	0	42.41	-	-	74	-31.59	-	-	3	201	V
	* 2.779	27.58	AD1	32.5	-29.9	.16	30.34	54	-23.66	-	-	-	-	3	201	V
3	* 3.77	38.39	PK1	33.3	-28.9	0	42.79	-	-	74	-31.21	-	-	52	100	V
	* 3.769	26.78	AD1	33.3	-28.9	.16	31.34	54	-22.66	-	-	-	-	52	100	V
5	* 7.593	35.92	PK1	35.6	-25.7	0	45.82	-	-	74	-28.18	-	-	217	236	H
	* 7.594	24.67	AD1	35.6	-25.7	.16	34.73	54	-19.27	-	-	-	-	217	236	H
6	* 8.38	35.59	PK1	35.7	-23.6	0	47.69	-	-	74	-26.31	-	-	87	200	V
	* 8.378	23.83	AD1	35.7	-23.6	.16	36.09	54	-17.91	-	-	-	-	87	200	V
1	1.98	43.17	PK1	31	-30.8	0	43.37	-	-	-	-	68.2	-24.83	306	365	V

* - indicates frequency in CFR15.205/IC8.10 Restricted Band

PK1 - KDB789033 Method: Peak

AD1 - KDB789033 Method: AD Primary Power Average

UL VERIFICATION SERVICES INC. FORM NO: CCSUP4701J
47173 BENICIA STREET, FREMONT, CA 94538, USA TEL: (510) 771-1000 FAX: (510) 661-0888
This report shall not be reproduced except in full, without the written approval of UL Verification Services Inc. .

9.13. TX ABOVE 1 GHz 802.11ac VHT80 2TX CDD MODE IN THE 5.3 GHz BAND

9.13.1. RESTRICTED BANDEDGE (HIGH CHANNEL, CH 58)

CHANNEL 58 HORIZONTAL PLOT

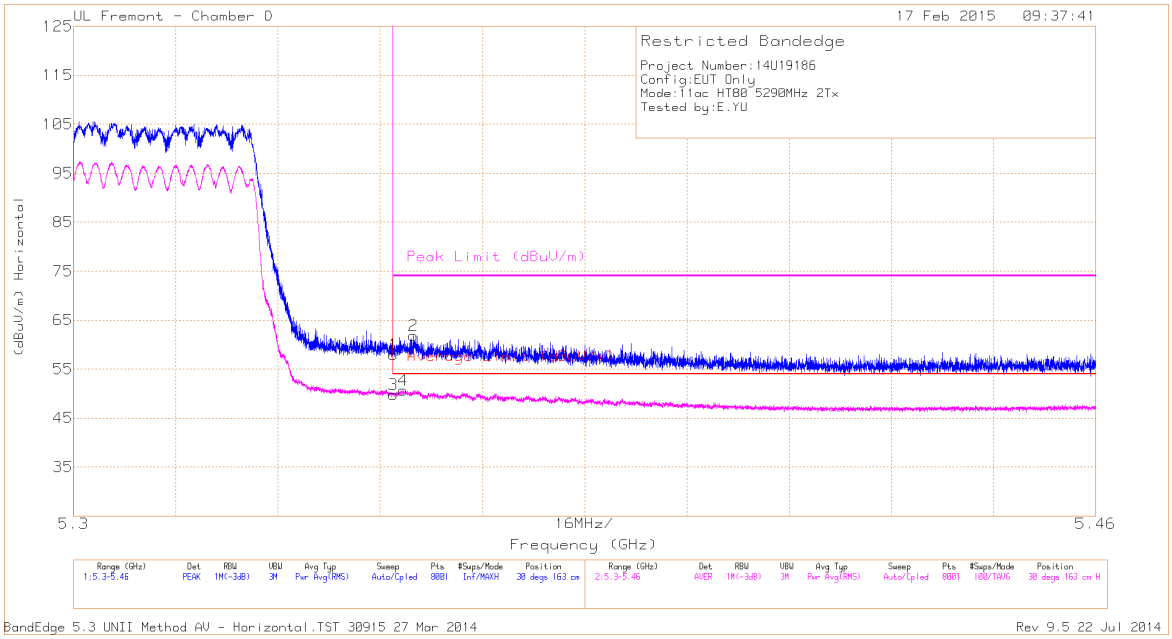

DATA

Marker	Frequency (GHz)	Meter Reading (dBuV)	Det	AF T711 (dB/m)	Amp/Cbl/Fltr/Pad (dB)	DC Corr (dB)	Corrected Reading (dBuV/m)	Average Limit (dBuV/m)	Margin (dB)	Peak Limit (dBuV/m)	PK Margin (dB)	Azimuth (Degs)	Height (cm)	Polarity
1	* 5.35	42.24	PK	34.3	-18.5	0	58.04	-	-	74	-15.96	30	163	H
2	* 5.353	46.07	PK	34.3	-18.5	0	61.87	-	-	74	-12.13	30	163	H
3	* 5.35	33.74	RMS	34.3	-18.5	.21	49.75	54	-4.25	-	-	30	163	H
4	* 5.352	34.71	RMS	34.3	-18.5	.21	50.72	54	-3.28	-	-	30	163	H

* - indicates frequency in CFR15.205/IC8.10 Restricted Band

PK - Peak detector

RMS - RMS detection

This report shall not be reproduced except in full, without the written approval of UL Verification Services Inc. .

CHANNEL 58 VERTICAL PLOT

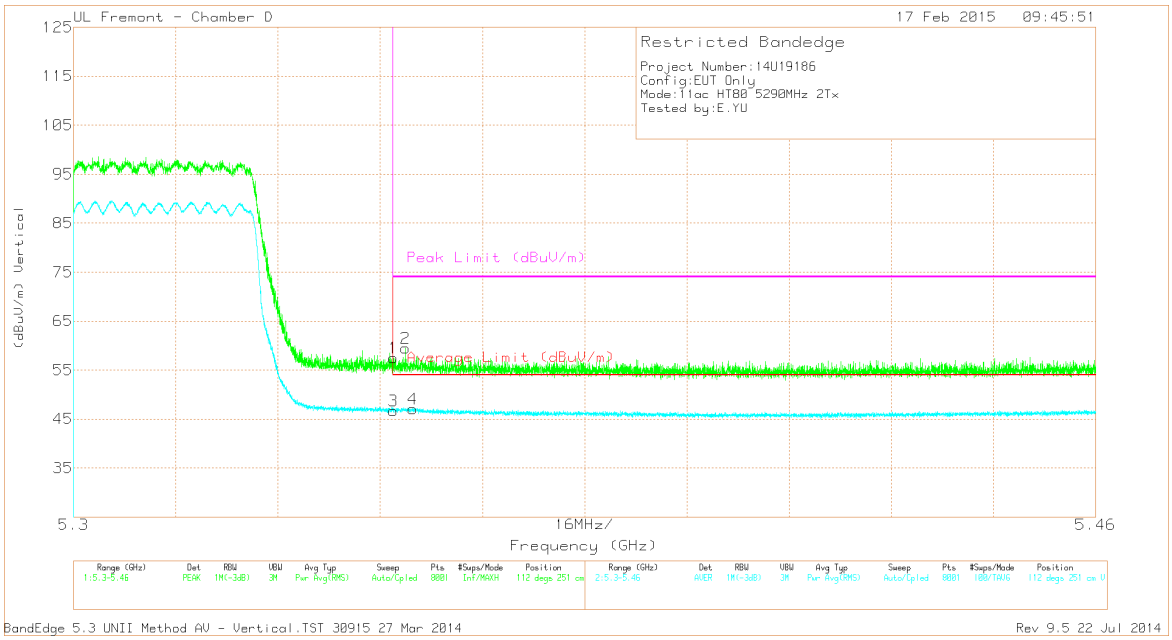

DATA

Marker	Frequency (GHz)	Meter Reading (dBuV)	Det	AF T711 (dB/m)	Amp/Cbl/Fltr/Pad (dB)	DC Corr (dB)	Corrected Reading (dBuV/m)	Average Limit (dBuV/m)	Margin (dB)	Peak Limit (dBuV/m)	PK Margin (dB)	Azimuth (Degs)	Height (cm)	Polarity
1	* 5.35	41.68	PK	34.3	-18.5	0	57.48	-	-	74	-16.52	112	251	V
2	* 5.352	43.72	PK	34.3	-18.5	0	59.52	-	-	74	-14.48	112	251	V
3	* 5.35	30.93	RMS	34.3	-18.5	.21	46.94	54	-7.06	-	-	112	251	V
4	* 5.353	31.26	RMS	34.3	-18.5	.21	47.27	54	-6.73	-	-	112	251	V

* - indicates frequency in CFR15.205/IC8.10 Restricted Band

PK - Peak detector

RMS - RMS detection

This report shall not be reproduced except in full, without the written approval of UL Verification Services Inc. .

9.13.2. HIGH CHANNEL HARMONICS AND SPURIOUS EMISSIONS

HIGH CHANNEL HORIZONTAL PLOT

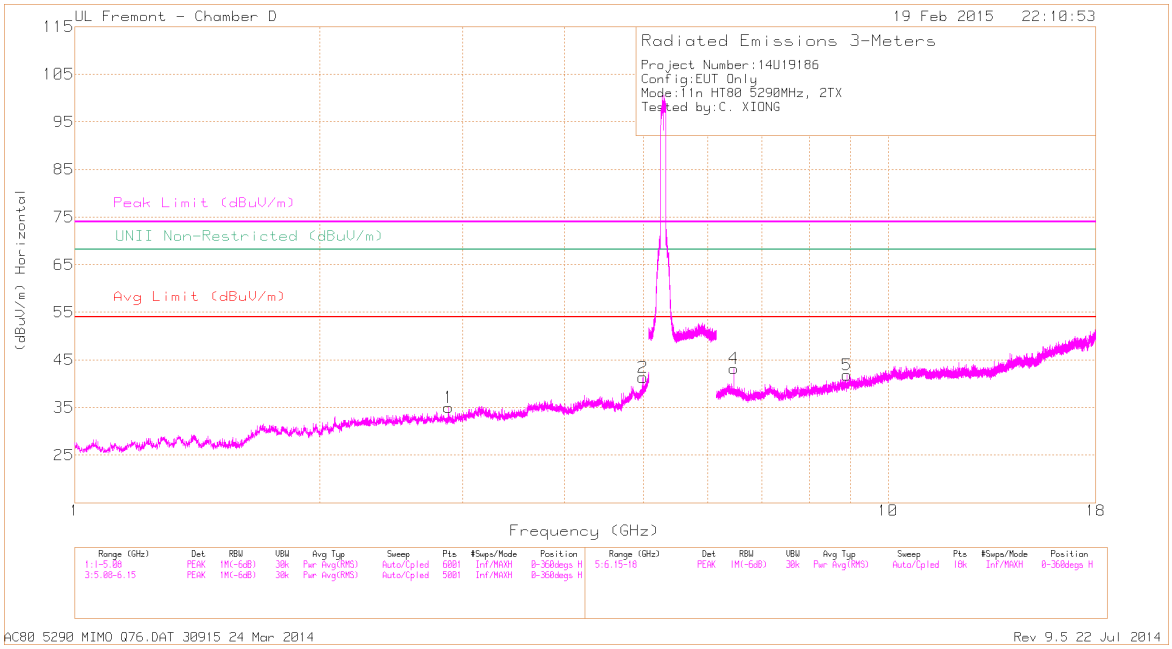

HIGH CHANNEL VERTICAL PLOT

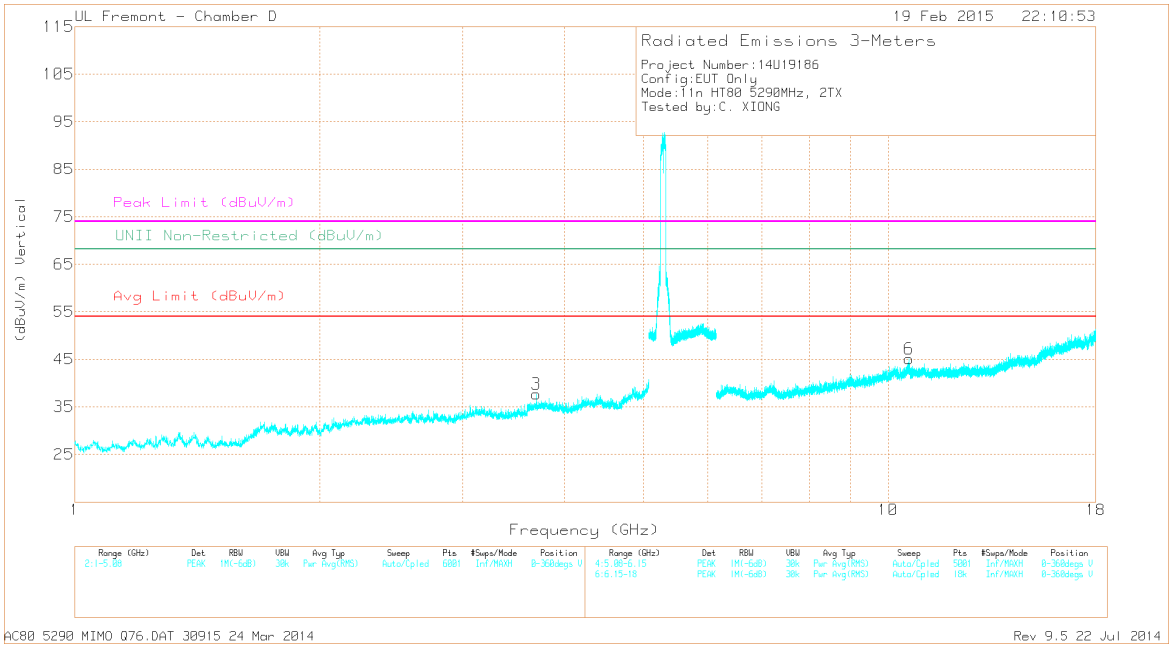

This report shall not be reproduced except in full, without the written approval of UL Verification Services Inc. .

DATA

	Frequency (GHz)	Meter Reading (dBuV)	Det	AF T711 (dB/m)	Amp/Cbl/ Fltr/Pad (dB)	DC Corr (dB)	Corrected Reading (dBuV/m)	Avg Limit (dBuV/m)	Margin (dB)	Peak Limit (dBuV/m)	PK Margin (dB)	UNII Non-Restricted (dBuV/m)	PK Margin (dB)	Azimuth (Degs)	Height (cm)	Polarity
1	* 2.882	38.3	PK1	31.9	-29.3	0	40.9	-	-	74	-33.1	-	-	359	335	H
	* 2.882	26.95	AD1	31.9	-29.3	.21	29.76	54	-24.24	-	-	-	-	359	335	H
2	* 4.996	42.45	PK1	34	-26.8	0	49.65	-	-	74	-24.35	-	-	27	224	H
	* 4.996	30.53	AD1	34	-26.8	.21	37.94	54	-16.06	-	-	-	-	27	224	H
3	* 3.693	39.05	PK1	32.9	-29.2	0	42.75	-	-	74	-31.25	-	-	59	154	V
	* 3.694	27.12	AD1	32.9	-29.2	.21	31.03	54	-22.97	-	-	-	-	59	154	V
6	* 10.605	34.95	PK1	38.1	-21.6	0	51.45	-	-	74	-22.55	-	-	157	118	V
	* 10.611	23.73	AD1	38.1	-21.7	.21	40.34	54	-13.66	-	-	-	-	157	118	V
4	6.466	39.14	PK1	35.9	-25.9	0	49.14	-	-	-	-	68.2	-19.06	318	128	H
5	8.899	35.5	PK1	36.6	-23.6	0	48.5	-	-	-	-	68.2	-19.7	272	138	H

* - indicates frequency in CFR15.205/IC8.10 Restricted Band

PK1 - KDB789033 Method: Peak

AD1 - KDB789033 Method: AD Primary Power Average

This report shall not be reproduced except in full, without the written approval of UL Verification Services Inc. .

9.14. TX ABOVE 1 GHz 802.11n HT20 SISO MODE IN THE 5.6 GHz BAND

9.14.1. RESTRICTED BANDEDGE (LOW CHANNEL)

LOW CHANNEL HORIZONTAL PLOT

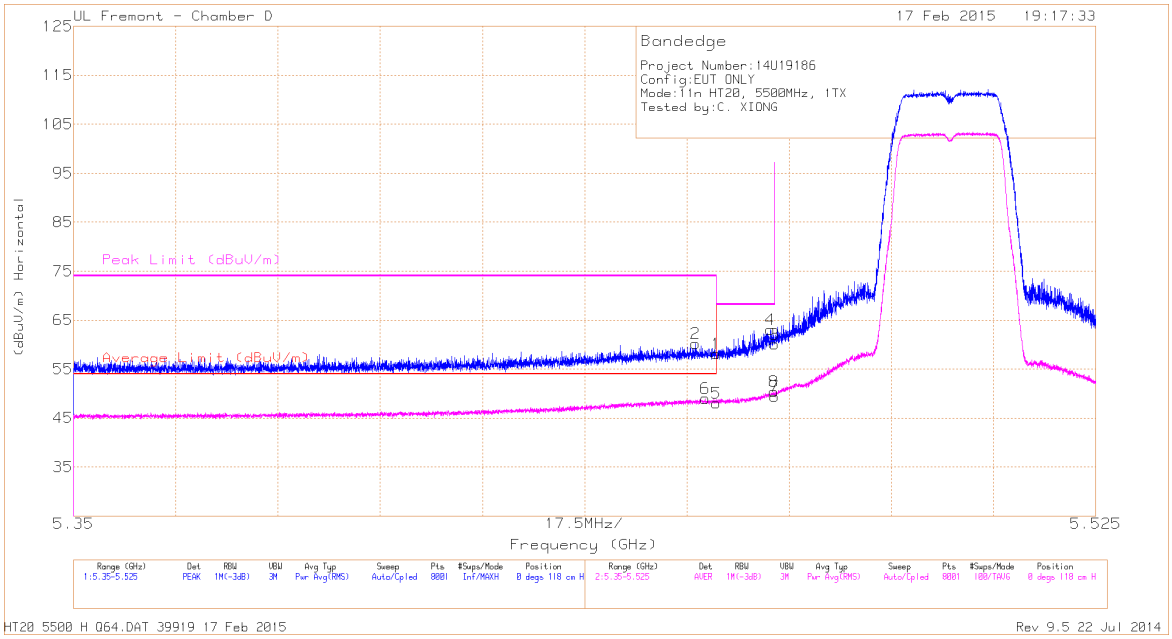

DATA

Marker	Frequency (GHz)	Meter Reading (dBuV)	Det	AF T711 (dB/m)	Amp/Cbl/Fltr/Pad (dB)	Corrected Reading (dBuV/m)	Average Limit (dBuV/m)	Margin (dB)	Peak Limit (dBuV/m)	PK Margin (dB)	Azimuth (Degs)	Height (cm)	Polarity
2	* 5.456	43.73	PK	34.5	-18	60.23	-	-	74	-13.77	0	118	H
6	* 5.458	32.49	RMS	34.5	-18	48.99	54	-5.01	-	-	0	118	H
1	* 5.46	41.64	PK	34.5	-18	58.14	-	-	74	-15.86	0	118	H
5	* 5.46	31.53	RMS	34.5	-18	48.03	54	-5.97	-	-	0	118	H
4	5.469	46.59	PK	34.5	-18	63.09	-	-	68.2	-5.11	0	118	H
3	5.47	43.58	PK	34.5	-18	60.08	-	-	68.2	-8.12	0	118	H
7	5.47	32.92	RMS	34.5	-18	49.42	-	-	-	-	0	118	H
8	5.47	33.92	RMS	34.5	-18	50.42	-	-	-	-	0	118	H

* - indicates frequency in CFR15.205/IC8.10 Restricted Band

PK - Peak detector

RMS - RMS detection

This report shall not be reproduced except in full, without the written approval of UL Verification Services Inc. .

LOW CHANNEL VERTICAL PLOT

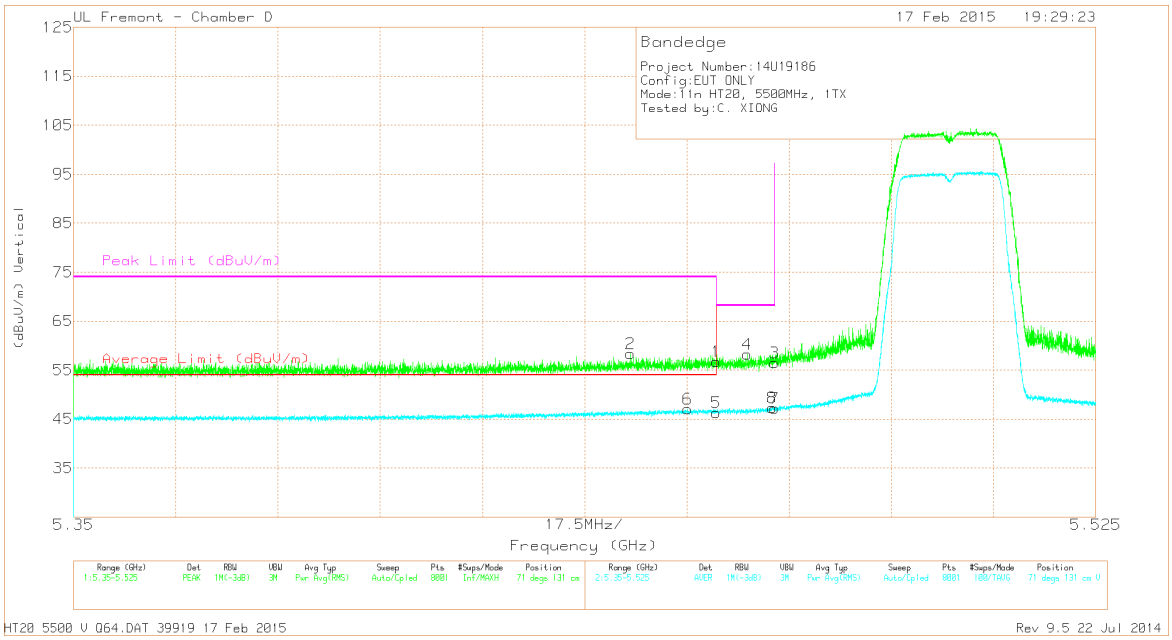

DATA

Marker	Frequency (GHz)	Meter Reading (dBuV)	Det	AF T711 (dB/m)	Amp/Cbl/ Fltr/Pad (dB)	Corrected Reading (dBuV/m)	Average Limit (dBuV/m)	Margin (dB)	Peak Limit (dBuV/m)	PK Margin (dB)	Azimuth (Degs)	Height (cm)	Polarity
2	* 5.445	42.06	PK	34.5	-18.2	58.36	-	-	74	-15.64	71	131	V
6	* 5.455	30.62	RMS	34.5	-18.1	47.02	54	-6.98	-	-	71	131	V
1	* 5.46	40.28	PK	34.5	-18	56.78	-	-	74	-17.22	71	131	V
5	* 5.46	29.87	RMS	34.5	-18	46.37	54	-7.63	-	-	71	131	V
4	5.465	41.75	PK	34.5	-18	58.25	-	-	68.2	-9.95	71	131	V
3	5.47	40.01	PK	34.5	-18	56.51	-	-	68.2	-11.69	71	131	V
7	5.47	30.65	RMS	34.5	-18	47.15	-	-	-	-	71	131	V
8	5.47	30.86	RMS	34.5	-18	47.36	-	-	-	-	71	131	V

* - indicates frequency in CFR15.205/IC8.10 Restricted Band

PK - Peak detector

RMS - RMS detection

This report shall not be reproduced except in full, without the written approval of UL Verification Services Inc. .

9.14.2. RESTRICTED BANDEDGE (HIGH CHANNEL)

HIGH CHANNEL HORIZONTAL PLOT

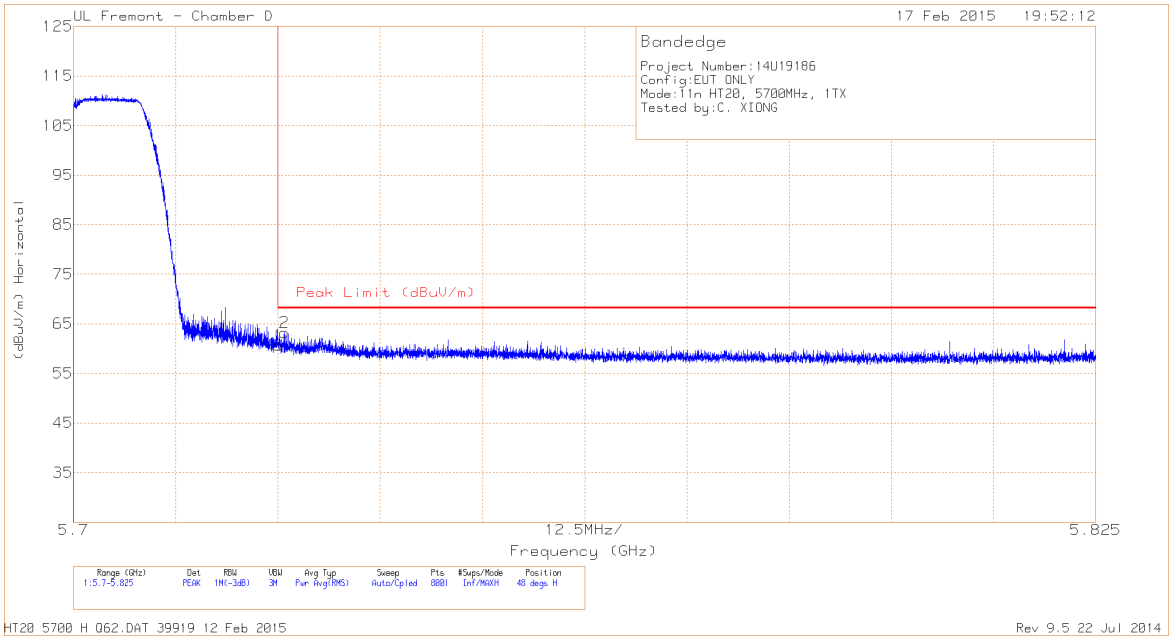

DATA

Marker	Frequency (GHz)	Meter Reading (dBuV)	Det	AF T711 (dB/m)	Amp/Cbl/Fltr /Pad (dB)	Corrected Reading (dBuV/m)	Peak Limit (dBuV/m)	PK Margin (dB)	Azimuth (Degs)	Height (cm)	Polarity
1	5.725	43.1	PK	35.2	-17.6	60.7	68.2	-7.5	48	112	H
2	5.726	45.71	PK	35.2	-17.6	63.31	68.2	-4.89	48	112	H

* - indicates frequency in CFR15.205/IC8.10 Restricted Band

PK - Peak detector

This report shall not be reproduced except in full, without the written approval of UL Verification Services Inc. .

HIGH CHANNEL VERTICAL PLOT

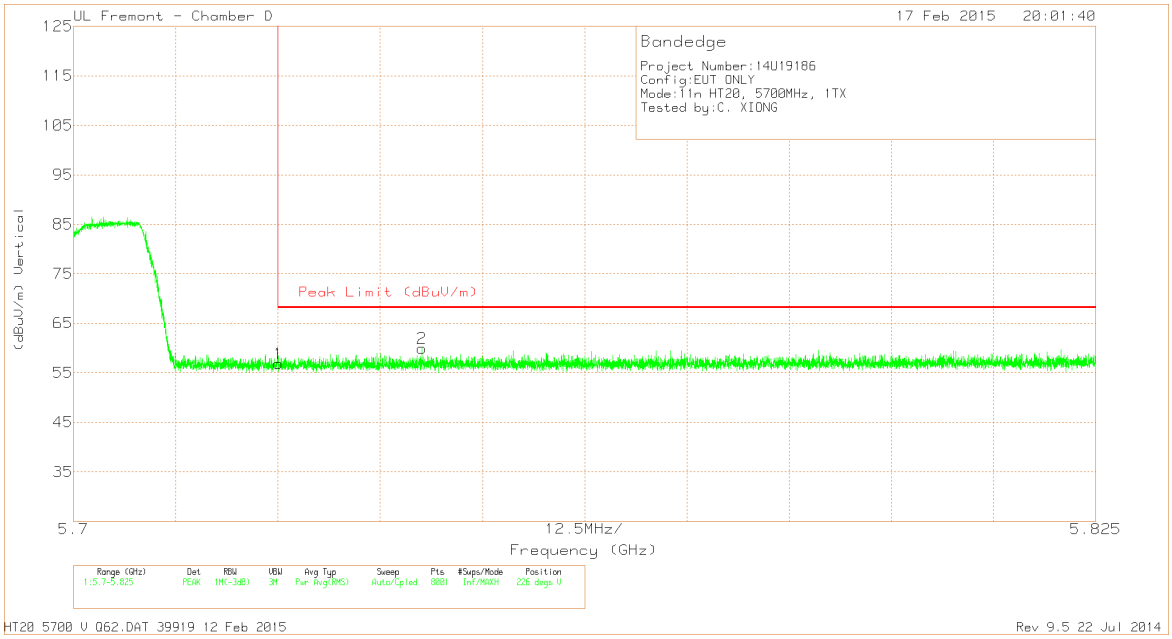

DATA

Marker	Frequency (GHz)	Meter Reading (dBuV)	Det	AF T711 (dB/m)	Amp/Cbl/Fltr/Pad (dB)	Corrected Reading (dBuV/m)	Peak Limit (dBuV/m)	PK Margin (dB)	Azimuth (Degs)	Height (cm)	Polarity
1	5.725	39.29	PK	35.2	-17.6	56.89	68.2	-11.31	226	209	V
2	5.743	42.3	PK	35.2	-17.6	59.9	68.2	-8.3	226	209	V

* - indicates frequency in CFR15.205/IC8.10 Restricted Band
PK - Peak detector

This report shall not be reproduced except in full, without the written approval of UL Verification Services Inc. .

9.14.3. LOW CHANNEL HARMONICS AND SPURIOUS EMISSIONS

LOW CHANNEL HORIZONTAL PLOT

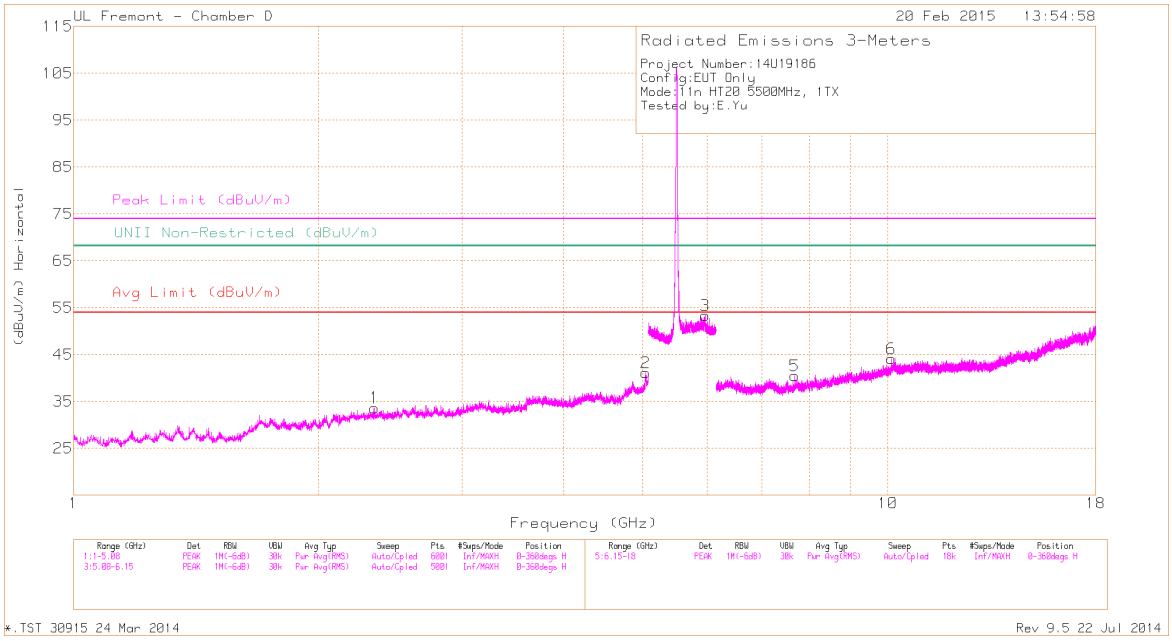

LOW CHANNEL VERTICAL PLOT

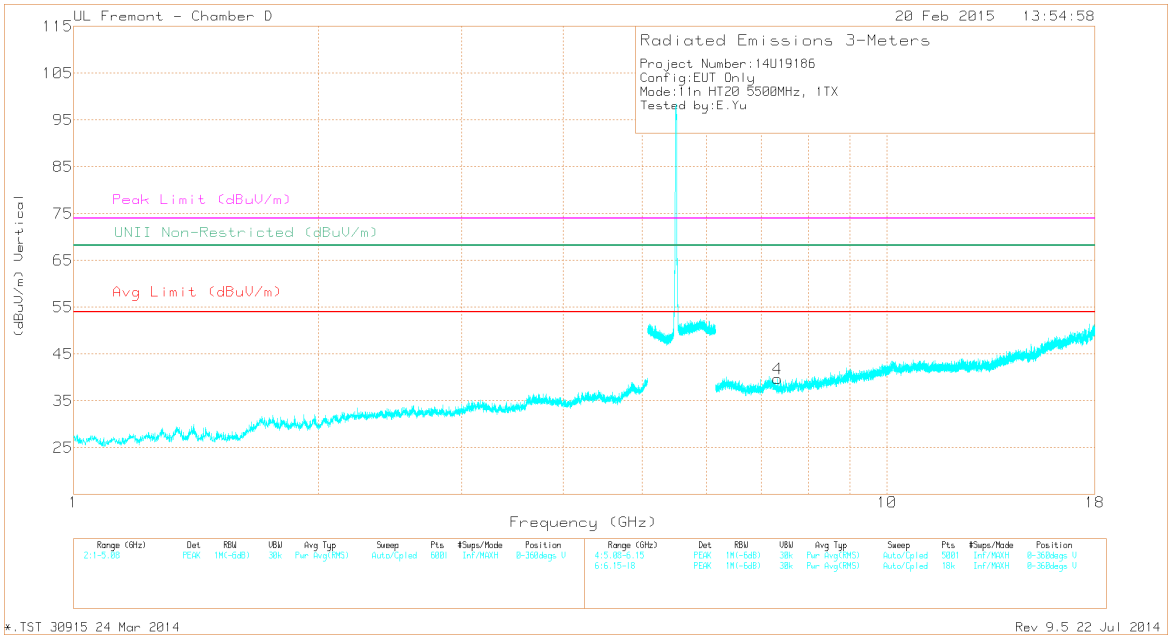

This report shall not be reproduced except in full, without the written approval of UL Verification Services Inc. .

DATA

	Frequency (GHz)	Meter Reading (dBuV)	Det	AF T711 (dB/m)	Amp/Cbl/ Fltr/Pad (dB)	Corrected Reading (dBuV/m)	Avg Limit (dBuV/m)	Margin (dB)	Peak Limit (dBuV/m)	PK Margin (dB)	UNII Non-Restricted (dBuV/m)	PK Margin (dB)	Azimuth (Degs)	Height (cm)	Polarity
1	* 2.341	39.36	PK1	32	-30.5	40.86	-	-	74	-33.14	-	-	292	100	H
	* 2.34	27.65	AD1	32	-30.5	29.15	54	-24.85	-	-	-	-	292	100	H
2	* 5.043	40.82	PK1	34	-25.6	49.22	-	-	74	-24.78	-	-	40	100	H
	* 5.042	30.24	AD1	34	-25.6	38.64	54	-15.36	-	-	-	-	40	100	H
5	* 7.689	36.12	PK1	35.7	-25.1	46.72	-	-	74	-27.28	-	-	40	100	H
	* 7.69	24.62	AD1	35.7	-25.1	35.22	54	-18.78	-	-	-	-	40	100	H
4	* 7.333	37.2	PK1	35.6	-25.9	46.9	-	-	74	-27.1	-	-	199	206	V
	* 7.333	25.09	AD1	35.6	-25.9	34.79	54	-19.21	-	-	-	-	199	206	V
3	5.962	43.62	PK1	35.5	-17.5	61.62	-	-	-	-	68.2	-6.58	348	205	H
6	10.093	33.52	PK1	37.9	-21.4	50.02	-	-	-	-	68.2	-18.18	20	122	H

* - indicates frequency in CFR15.205/IC8.10 Restricted Band
PK1 - KDB789033 Method: Peak
AD1 - KDB789033 Method: AD Primary Power Average

This report shall not be reproduced except in full, without the written approval of UL Verification Services Inc. .

9.14.4. MID CHANNEL HARMONICS AND SPURIOUS EMISSIONS

MID CHANNEL HORIZONTAL PLOT

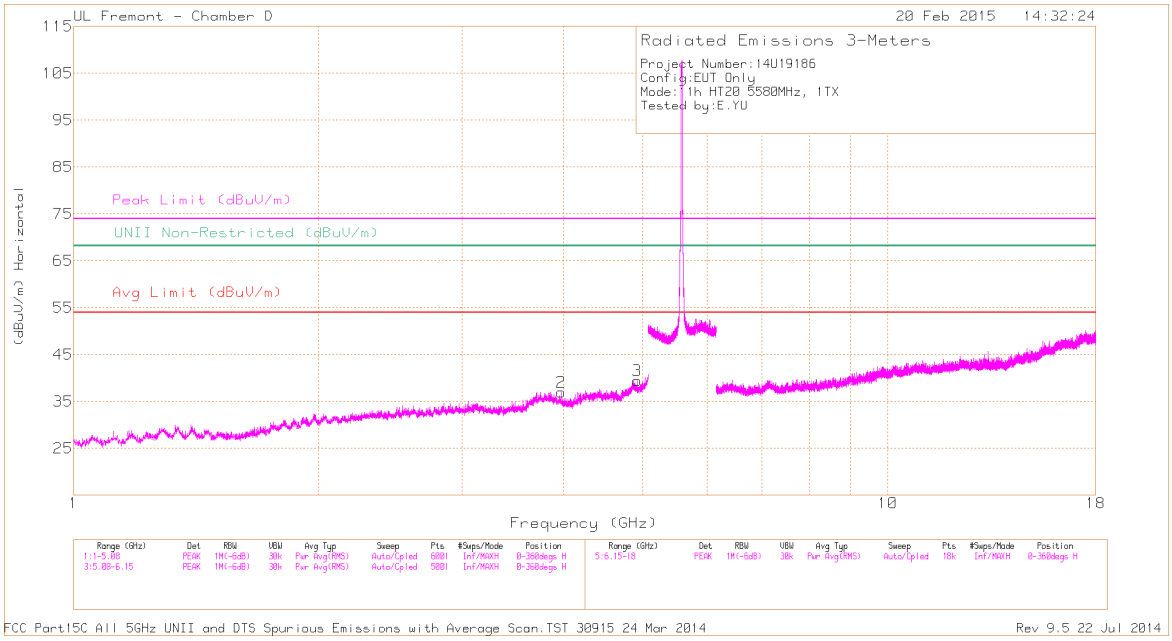

MID CHANNEL VERTICAL PLOT

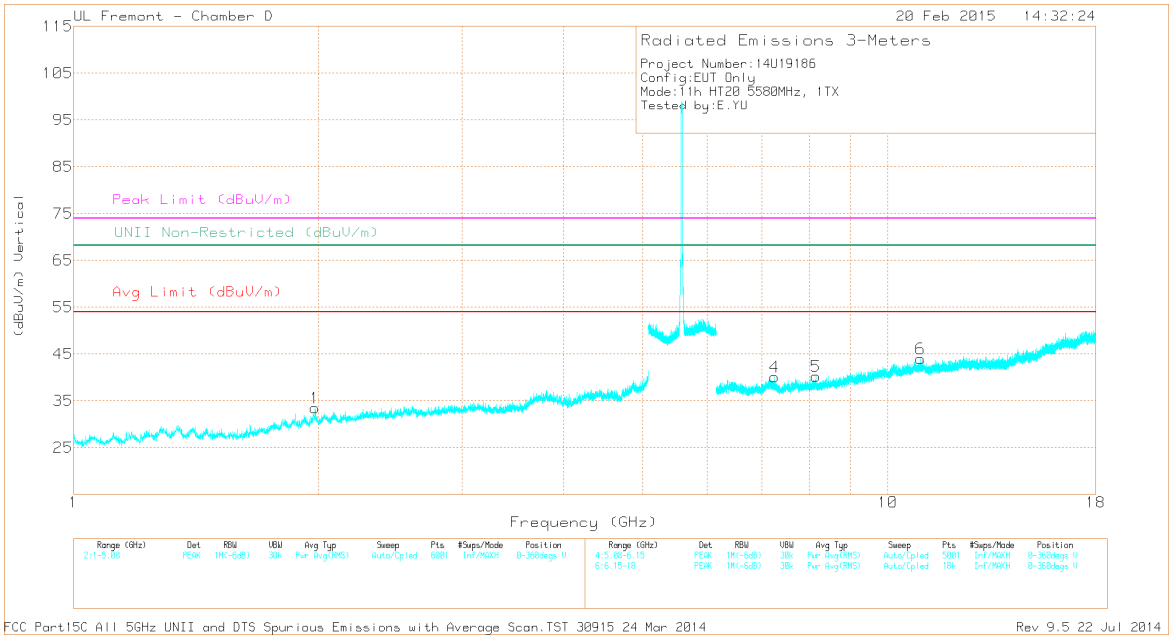

This report shall not be reproduced except in full, without the written approval of UL Verification Services Inc. .

DATA

	Frequency (GHz)	Meter Reading (dBuV)	Det	AF T344 (dB/m)	Amp/Cbl/ Fltr/Pad (dB)	Corrected Reading (dBuV/m)	Avg Limit (dBuV/m)	Margin (dB)	Peak Limit (dBuV/m)	PK Margin (dB)	UNII Non-Restricted (dBuV/m)	PK Margin (dB)	Azimuth (Degs)	Height (cm)	Polarity
2	* 3.97	37.82	PK1	33.4	-28.1	43.12	-	-	74	-30.88	-	-	196	204	H
	* 3.97	26.53	AD1	33.4	-28.1	31.83	54	-22.17	-	-	-	-	196	204	H
3	* 4.918	37.52	PK1	34.1	-26.5	45.12	-	-	74	-28.88	-	-	226	107	H
	* 4.92	26.38	AD1	34.1	-26.5	33.98	54	-20.02	-	-	-	-	226	107	H
4	* 7.262	36.24	PK1	35.5	-25	46.74	-	-	74	-27.26	-	-	105	202	V
	* 7.264	24.45	AD1	35.5	-25	34.95	54	-19.05	-	-	-	-	105	202	V
	* 8.159	36.04	PK1	35.6	-24.1	47.54	-	-	74	-26.46	-	-	19	155	V
5	* 8.159	24	AD1	35.6	-24.1	35.5	54	-18.5	-	-	-	-	19	155	V
	* 10.973	33.85	PK1	38	-21.8	50.05	-	-	74	-23.95	-	-	340	265	V
6	* 10.974	22.62	AD1	38	-21.8	38.82	54	-15.18	-	-	-	-	340	265	V
1	1.98	42.51	PK1	31	-30.8	42.71	-	-	-	-	68.2	-25.49	28	356	V

* - indicates frequency in CFR15.205/IC8.10 Restricted Band
PK1 - KDB789033 Method: Peak
AD1 - KDB789033 Method: AD Primary Power Average

UL VERIFICATION SERVICES INC. FORM NO: CCSUP4701J
47173 BENICIA STREET, FREMONT, CA 94538, USA TEL: (510) 771-1000 FAX: (510) 661-0888
This report shall not be reproduced except in full, without the written approval of UL Verification Services Inc. .

9.14.5. HIGH CHANNEL HARMONICS AND SPURIOUS EMISSIONS

HIGH CHANNEL HORIZONTAL PLOT

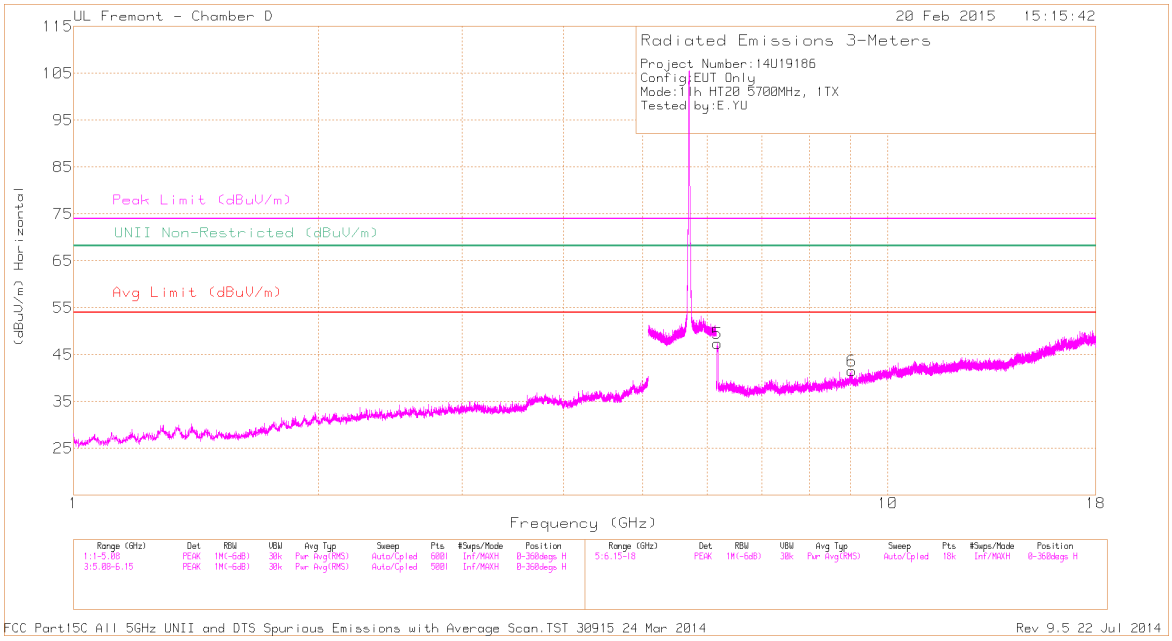

HIGH CHANNEL VERTICAL PLOT

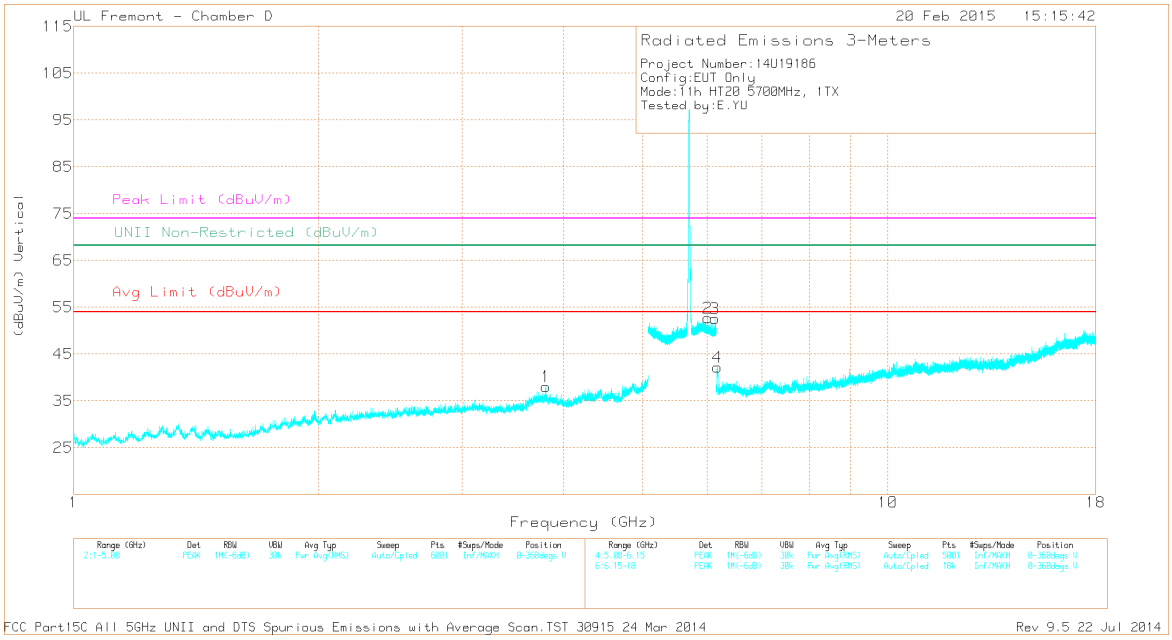

This report shall not be reproduced except in full, without the written approval of UL Verification Services Inc. .

DATA

	Frequency (GHz)	Meter Reading (dBuV)	Det	AF T344 (dB/m)	Amp/Cbl/ Fltr/Pad (dB)	Corrected Reading (dBuV/m)	Avg Limit (dBuV/m)	Margin (dB)	Peak Limit (dBuV/ m)	PK Margin (dB)	UNII Non-Restricted (dBuV/m)	PK Margin (dB)	Azimuth (Degs)	Height (cm)	Polarity
1	* 3.8	40.52	PK1	33.3	-28.7	45.12	-	-	74	-28.88	-	-	52	131	V
	* 3.8	31.33	AD1	33.3	-28.7	35.93	54	-18.07	-	-	-	-	52	131	V
6	* 9.024	34.86	PK1	36.1	-22.6	48.36	-	-	74	-25.64	-	-	40	299	H
	* 9.022	23.07	AD1	36.1	-22.6	36.57	54	-17.43	-	-	-	-	40	299	H
2	6.011	41.4	PK1	35.5	-17.7	59.2	-	-	-	-	68.2	-9	97	204	V
3	6.132	40.44	PK1	35.6	-17.6	58.44	-	-	-	-	68.2	-9.76	284	100	V
4	6.171	41.34	PK1	35.5	-26.4	50.44	-	-	-	-	68.2	-17.76	1	130	V
5	6.172	46.86	PK1	35.5	-26.4	55.96	-	-	-	-	68.2	-12.24	23	130	H

* - indicates frequency in CFR15.205/IC8.10 Restricted Band
PK1 - KDB789033 Method: Peak
AD1 - KDB789033 Method: AD Primary Power Average

This report shall not be reproduced except in full, without the written approval of UL Verification Services Inc. .

9.14.6. CHANNEL 144 HARMONICS AND SPURIOUS EMISSIONS

HIGH CHANNEL HORIZONTAL PLOT

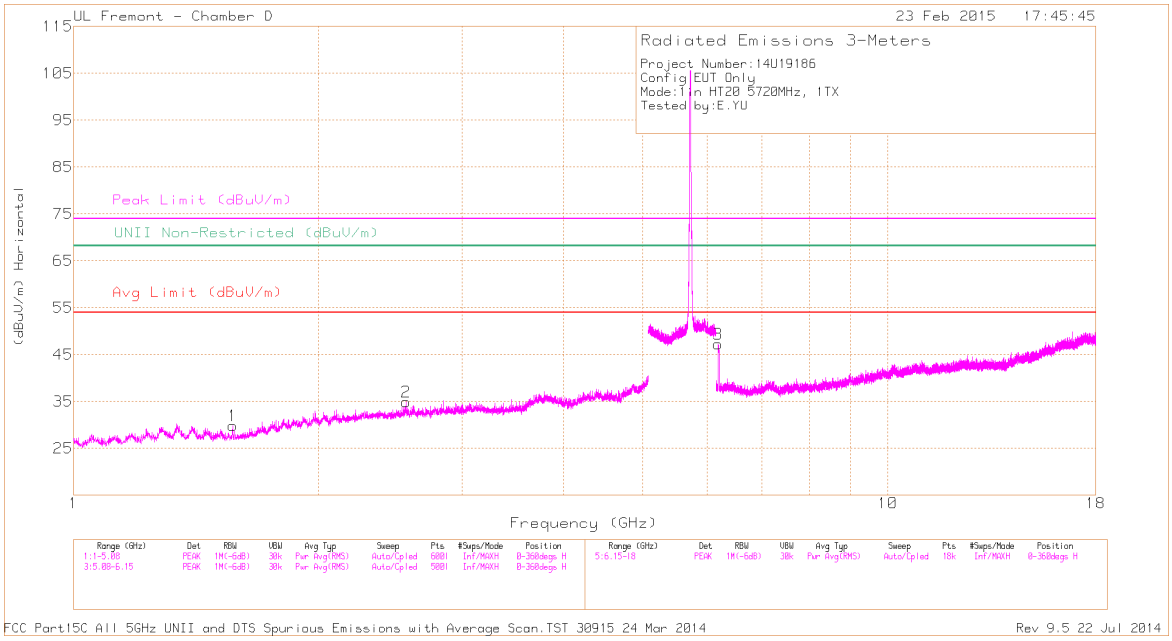

HIGH CHANNEL VERTICAL PLOT

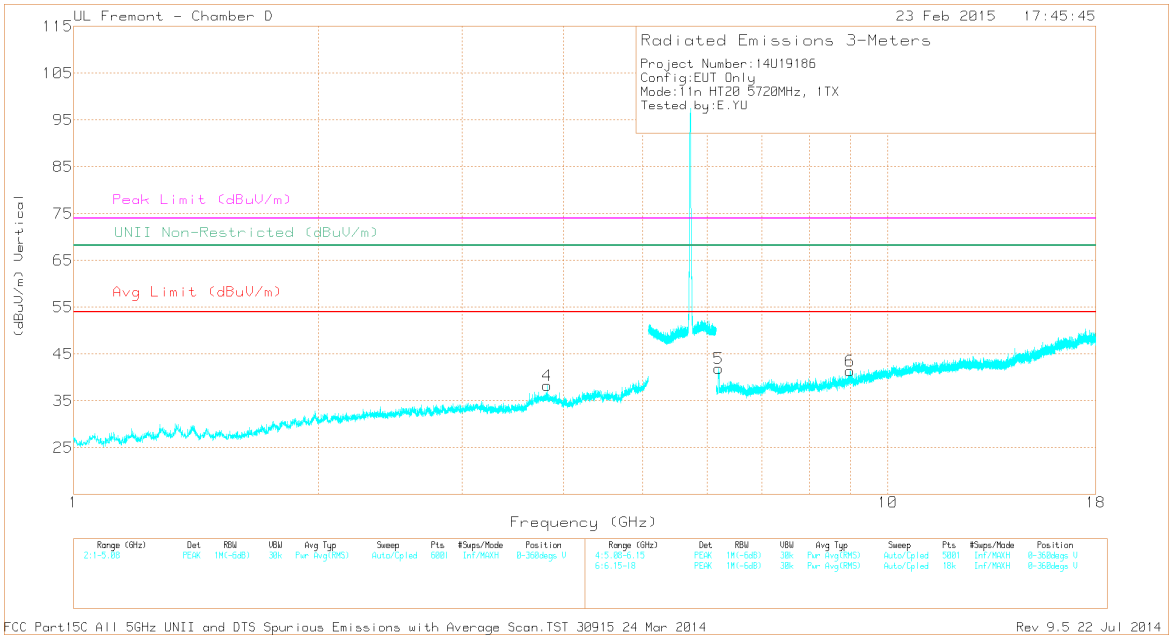

This report shall not be reproduced except in full, without the written approval of UL Verification Services Inc. .

DATA

Marker	Frequency (GHz)	Meter Reading (dBuV)	Det	AF T344 (dB/m)	Amp/Cbl/Fltr/Pad (dB)	Corrected Reading (dBuV/m)	Avg Limit (dBuV/m)	Margin (dB)	Peak Limit (dBuV/m)	PK Margin (dB)	UNII Non-Restricted (dBuV/m)	PK Margin (dB)	Azimuth (Degs)	Height (cm)	Polarity
1	* 1.57	40.39	PK1	28	-31.9	36.49	-	-	74	-37.51	-	-	281	122	H
	* 1.567	29.09	AD1	28.1	-31.9	25.29	54	-28.71	-	-	-	-	281	122	H
4	* 3.813	40.49	PK1	33.4	-28.7	45.19	-	-	74	-28.81	-	-	354	112	V
	* 3.813	31.08	AD1	33.4	-28.7	35.78	54	-18.22	-	-	-	-	354	112	V
2	2.561	39.26	PK1	32.3	-29.7	41.86	-	-	-	-	68.2	-26.34	191	161	H
5	6.194	41.1	PK1	35.5	-26.7	49.9	-	-	-	-	68.2	-18.3	3	109	V
3	6.202	46.14	PK1	35.5	-26.7	54.94	-	-	-	-	68.2	-13.26	323	258	H
6	8.991	34.42	PK1	36.1	-22.5	48.02	-	-	-	-	68.2	-20.18	104	143	V

* - indicates frequency in CFR15.205/IC8.10 Restricted Band

PK1 - KDB789033 Method: Peak

AD1 - KDB789033 Method: AD Primary Power Average

UL VERIFICATION SERVICES INC. FORM NO: CCSUP4701J
47173 BENICIA STREET, FREMONT, CA 94538, USA TEL: (510) 771-1000 FAX: (510) 661-0888
This report shall not be reproduced except in full, without the written approval of UL Verification Services Inc. .

9.15. TX ABOVE 1 GHz 802.11n HT20 2Tx CDD MODE IN THE 5.6 GHz BAND

9.15.1. RESTRICTED BANDEDGE (LOW CHANNEL)

LOW CHANNEL HORIZONTAL PLOT

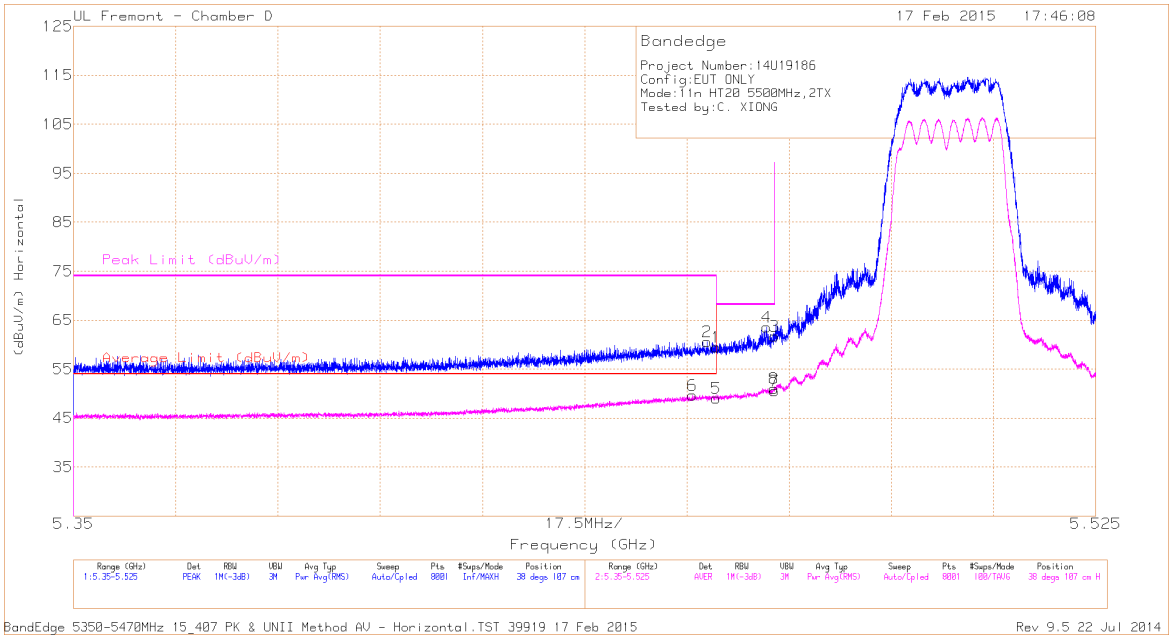

DATA

Marker	Frequency (GHz)	Meter Reading (dBuV)	Det	AF T711 (dB/m)	Amp/Cbl/Fltr/Pad (dB)	Corrected Reading (dBuV/m)	Average Limit (dBuV/m)	Margin (dB)	Peak Limit (dBuV/m)	PK Margin (dB)	Azimuth (Degs)	Height (cm)	Polarity
1	* 5.46	42.98	PK	34.5	-18	59.48	-	-	74	-14.52	38	107	H
2	* 5.458	44.05	PK	34.5	-18	60.55	-	-	74	-13.45	38	107	H
5	* 5.46	32.6	RMS	34.5	-18	49.1	54	-4.9	-	-	38	107	H
6	* 5.456	33.27	RMS	34.5	-18.1	49.67	54	-4.33	-	-	38	107	H
4	5.469	47.1	PK	34.5	-18	63.6	-	-	68.2	-4.6	38	107	H
3	5.47	45.27	PK	34.5	-18	61.77	-	-	68.2	-6.43	38	107	H
7	5.47	34.03	RMS	34.5	-18	50.53	-	-	-	-	38	107	H
8	5.47	34.56	RMS	34.5	-18	51.06	-	-	-	-	38	107	H

* - indicates frequency in CFR15.205/IC8.10 Restricted Band

PK - Peak detector

RMS - RMS detection

This report shall not be reproduced except in full, without the written approval of UL Verification Services Inc. .

LOW CHANNEL VERTICAL PLOT

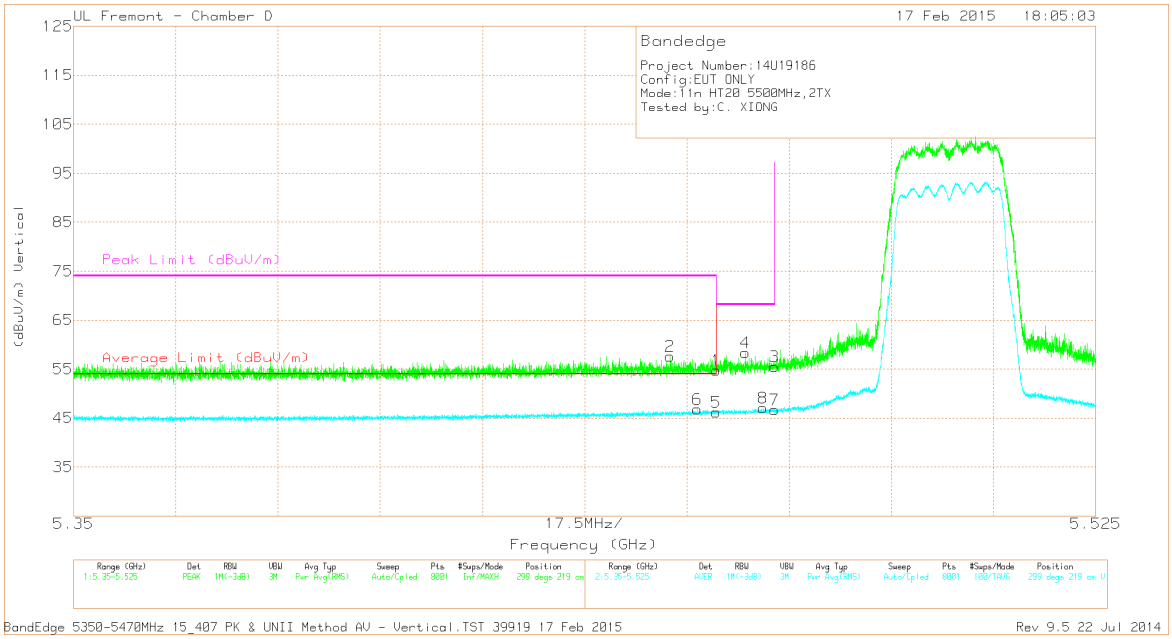

DATA

Marker	Frequency (GHz)	Meter Reading (dBuV)	Det	AF T711 (dB/m)	Amp/Cbl/Filtr/Pad (dB)	Corrected Reading (dBuV/m)	Average Limit (dBuV/m)	Margin (dB)	Peak Limit (dBuV/m)	PK Margin (dB)	Azimuth (Degs)	Height (cm)	Polarity
2	* 5.452	41.23	PK	34.5	-18.1	57.63	-	-	74	-16.37	299	219	V
6	* 5.457	30.36	RMS	34.5	-18	46.86	54	-7.14	-	-	299	219	V
1	* 5.46	38.24	PK	34.5	-18	54.74	-	-	74	-19.26	299	219	V
5	* 5.46	29.71	RMS	34.5	-18	46.21	54	-7.79	-	-	299	219	V
4	5.465	41.81	PK	34.5	-18	58.31	-	-	68.2	-9.89	299	219	V
8	5.468	30.62	RMS	34.5	-18	47.12	-	-	-	-	299	219	V
3	5.47	39.02	PK	34.5	-18	55.52	-	-	68.2	-12.68	299	219	V
7	5.47	30.22	RMS	34.5	-18	46.72	-	-	-	-	299	219	V

* - indicates frequency in CFR15.205/IC8.10 Restricted Band

PK - Peak detector

RMS - RMS detection

This report shall not be reproduced except in full, without the written approval of UL Verification Services Inc. .

9.15.2. RESTRICTED BANDEDGE (HIGH CHANNEL)

HIGH CHANNEL HORIZONTAL PLOT

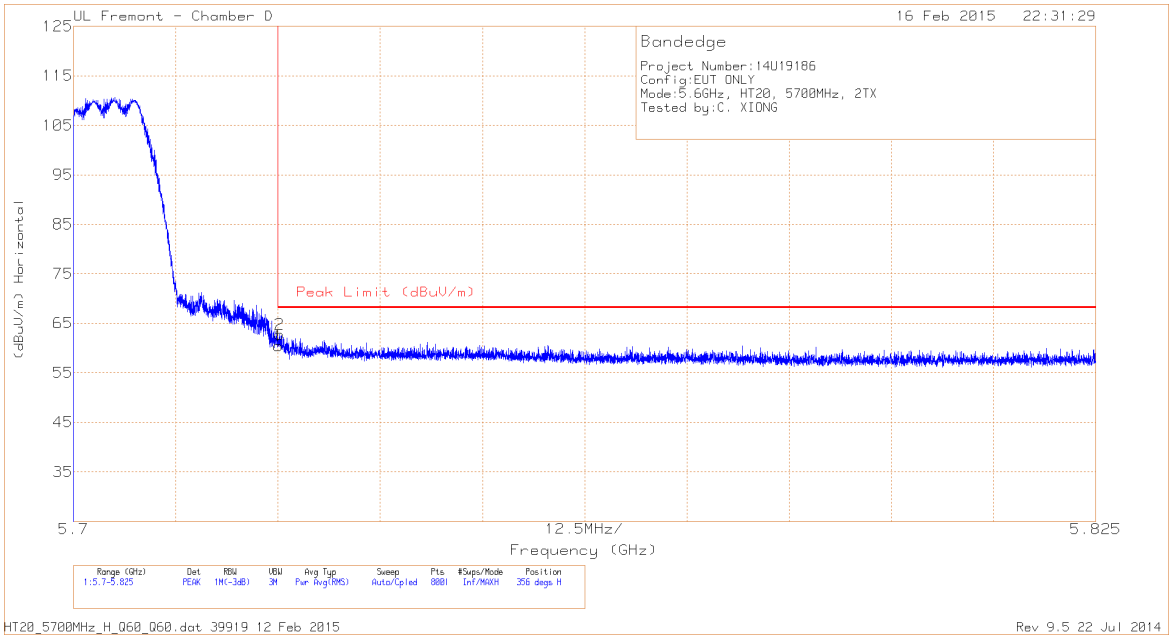

DATA

Marker	Frequency (GHz)	Meter Reading (dBuV)	Det	AF T711 (dB/m)	Amp/Cbl/Fltr /Pad (dB)	Corrected Reading (dBuV/m)	Peak Limit (dBuV/m)	PK Margin (dB)	Azimuth (Degs)	Height (cm)	Polarity
1	5.725	42.81	PK	35.2	-17.6	60.41	68.2	-7.79	356	239	H
2	5.725	45.12	PK	35.2	-17.6	62.72	68.2	-5.48	356	239	H

PK - Peak detector

This report shall not be reproduced except in full, without the written approval of UL Verification Services Inc. .

HIGH CHANNEL VERTICAL PLOT

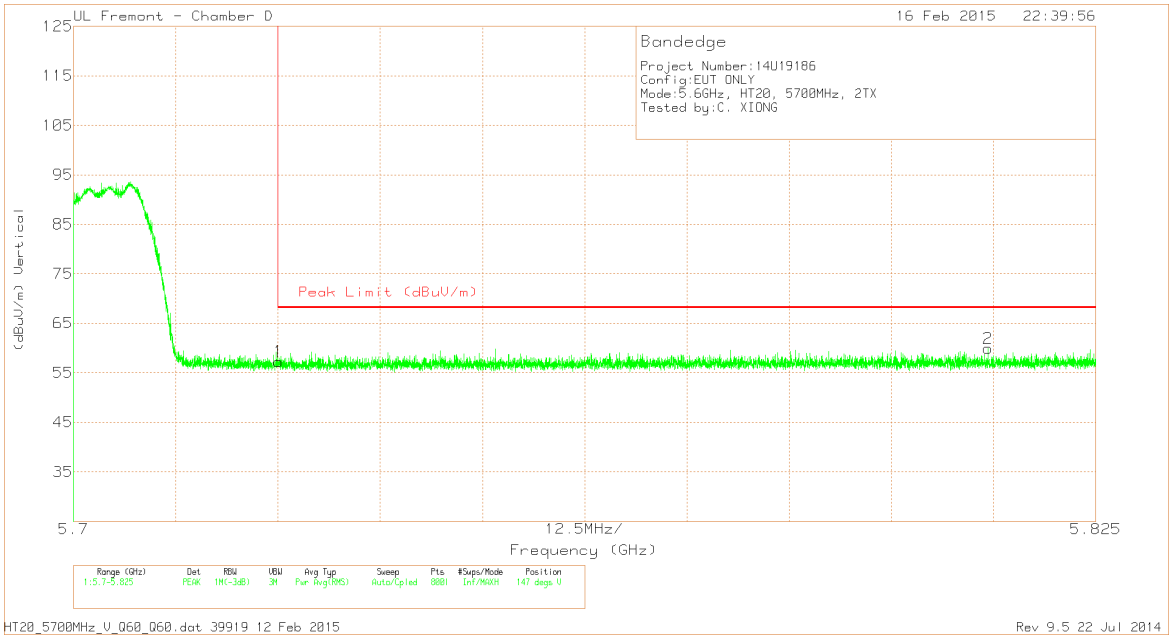

DATA

Marker	Frequency (GHz)	Meter Reading (dBuV)	Det	AF T711 (dB/m)	Amp/Cbl/Flt r/Pad (dB)	Corrected Reading (dBuV/m)	Peak Limit (dBuV/m)	PK Margin (dB)	Azimuth (Degs)	Height (cm)	Polarity
1	5.725	39.7	PK	35.2	-17.6	57.3	68.2	-10.9	147	401	V
2	5.812	42.31	PK	35.4	-17.8	59.91	68.2	-8.29	147	401	V

PK - Peak detector

This report shall not be reproduced except in full, without the written approval of UL Verification Services Inc. .

9.15.3. LOW CHANNEL HARMONICS AND SPURIOUS EMISSIONS

LOW CHANNEL HORIZONTAL PLOT

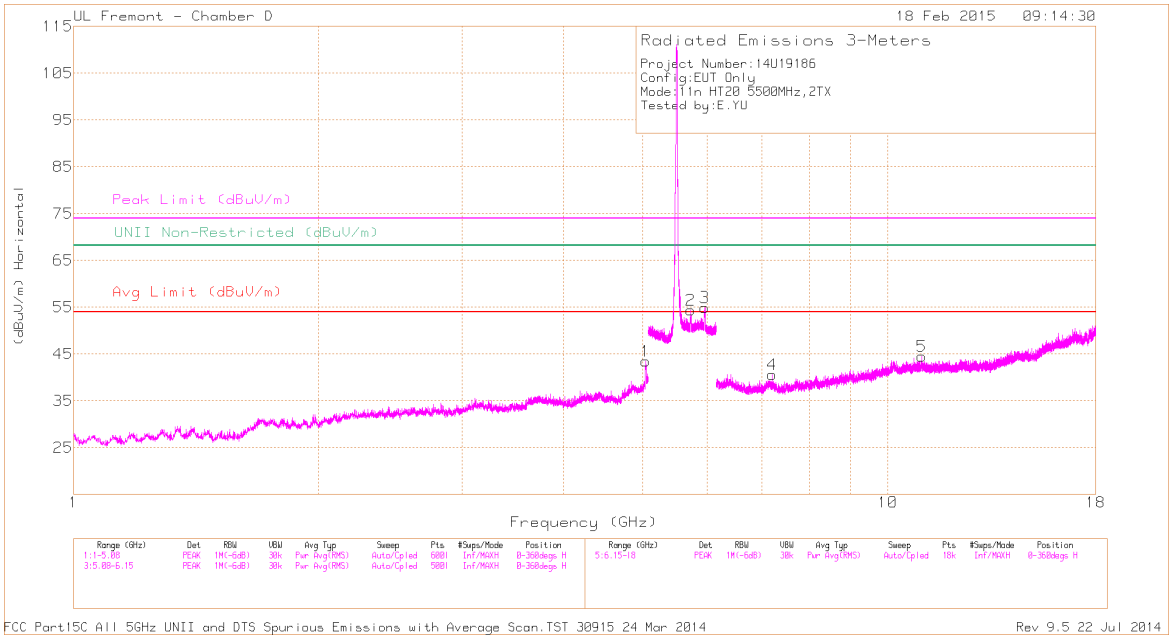

LOW CHANNEL VERTICAL PLOT

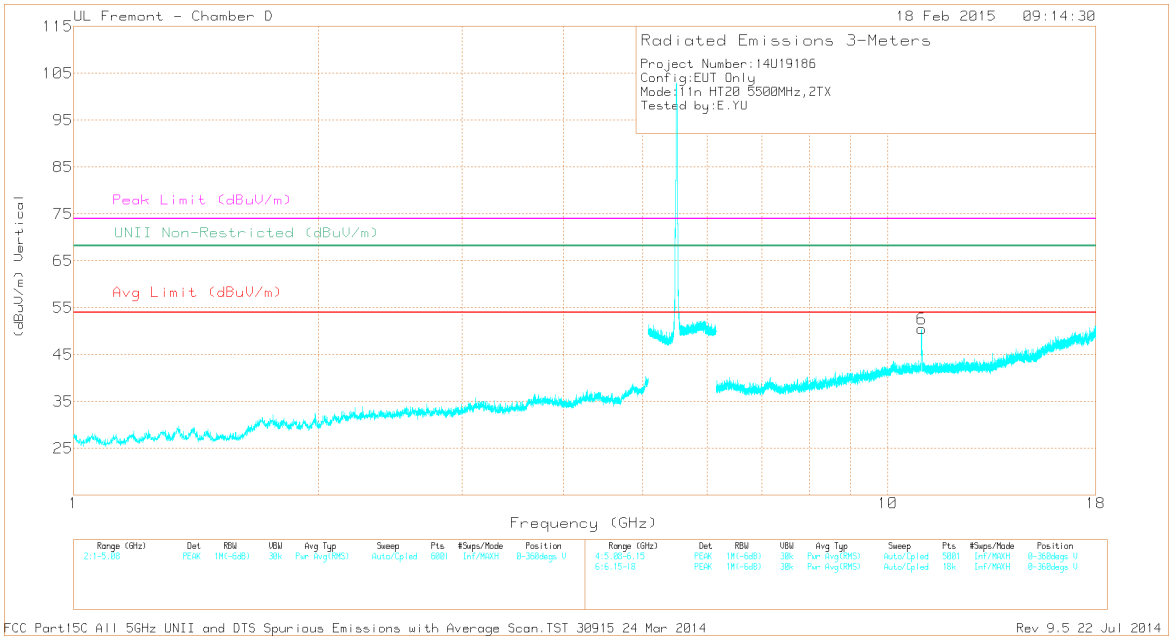

This report shall not be reproduced except in full, without the written approval of UL Verification Services Inc. .

DATA

	Frequency (GHz)	Meter Reading (dBuV)	Det	AF T711 (dB/m)	Amp/Cbl/Fltr/Pad (dB)	Corrected Reading (dBuV/m)	Avg Limit (dBuV/m)	Margin (dB)	Peak Limit (dBuV/m)	PK Margin (dB)	UNII Non-Restricted (dBuV/m)	PK Margin (dB)	Azimuth (Degs)	Height (cm)	Polarity
1	* 5.04	42.65	PK1	34	-25.6	51.05	-	-	74	-22.95	-	-	348	144	H
	* 5.045	32.35	AD1	34	-25.6	40.75	54	-13.25	-	-	-	-	348	144	H
5	* 11	37.37	PK1	38.3	-21.6	54.07	-	-	74	-19.93	-	-	271	253	H
	* 11	25.8	AD1	38.3	-21.6	42.5	54	-11.5	-	-	-	-	271	253	H
6	* 11	44.1	PK1	38.3	-21.6	60.8	-	-	74	-13.2	-	-	3	178	V
	* 11	32.24	AD1	38.3	-21.6	48.94	54	-5.06	-	-	-	-	3	178	V
2	5.725	44.26	PK1	35.2	-17.6	61.86	-	-	-	-	68.2	-6.34	37	155	H
3	5.963	45.64	PK1	35.5	-17.5	63.64	-	-	-	-	68.2	-4.56	31	118	H
4	7.194	35.87	PK1	35.6	-24.3	47.17	-	-	-	-	68.2	-21.03	292	205	H

* - indicates frequency in CFR15.205/IC8.10 Restricted Band

PK1 - KDB789033 Method: Peak

AD1 - KDB789033 Method: AD Primary Power Average

This report shall not be reproduced except in full, without the written approval of UL Verification Services Inc. .

9.15.4. MID CHANNEL HARMONICS AND SPURIOUS EMISSIONS

MID CHANNEL HORIZONTAL PLOT

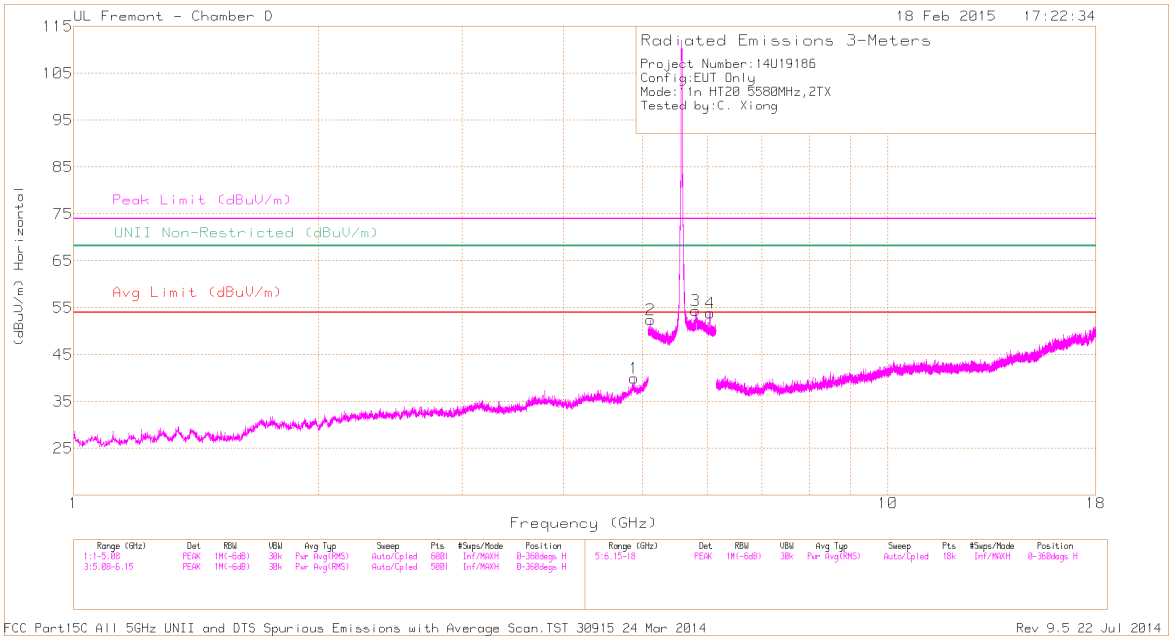

MID CHANNEL VERTICAL PLOT

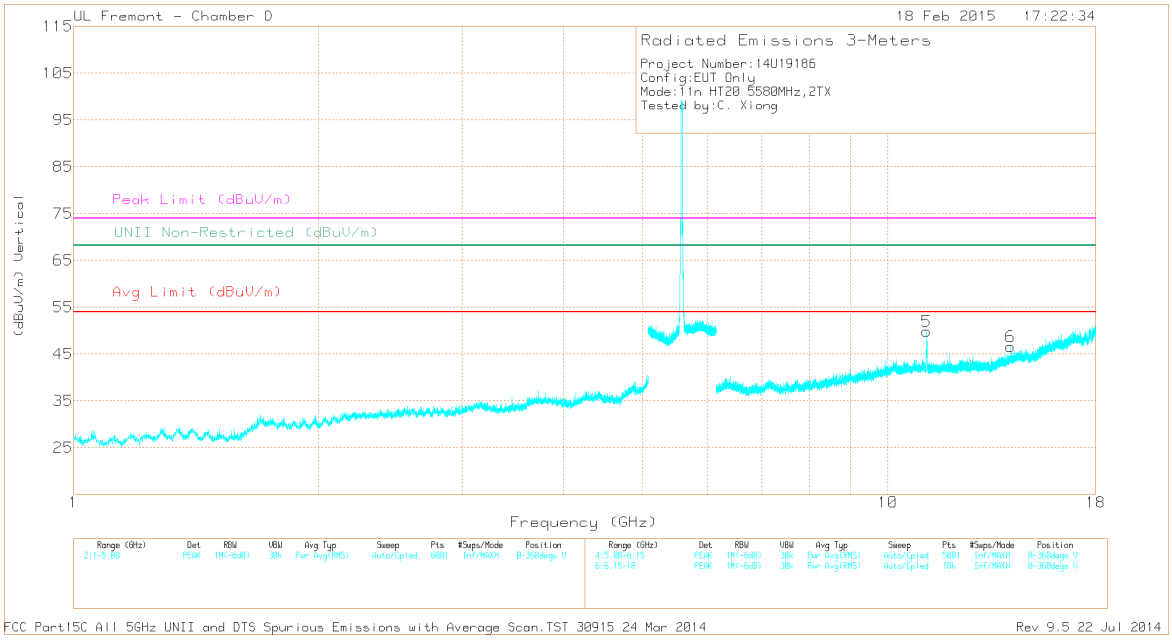

This report shall not be reproduced except in full, without the written approval of UL Verification Services Inc. .

DATA

	Frequency (GHz)	Meter Reading (dBuV)	Det	AF T711 (dB/m)	Amp/Cbl/Fltr/Pad (dB)	Corrected Reading (dBuV/m)	Avg Limit (dBuV/m)	Margin (dB)	Peak Limit (dBuV/m)	PK Margin (dB)	UNII Non-Restricted (dBuV/m)	PK Margin (dB)	Azimuth (Degs)	Height (cm)	Polarity
1	* 4.882	37.55	PK1	33.9	-25.3	46.15	-	-	74	-27.85	-	-	16	134	H
	* 4.882	27.77	AD1	33.9	-25.4	36.27	54	-17.73	-	-	-	-	16	134	H
2	* 5.113	43.3	PK1	34.1	-18.5	58.9	-	-	74	-15.1	-	-	11	176	H
	* 5.115	32.45	AD1	34.1	-18.5	48.05	54	-5.95	-	-	-	-	11	176	H
4	* 11.165	43.32	PK1	38.3	-21.9	59.72	-	-	74	-14.28	-	-	224	144	V
	* 11.16	30.63	AD1	38.3	-21.9	47.03	54	-6.97	-	-	-	-	224	144	V
3	5.805	45.16	PK1	35.4	-17.8	62.76	-	-	-	-	68.2	-5.44	12	110	H
4	6.045	44.25	PK1	35.6	-17.7	62.15	-	-	-	-	68.2	-6.05	47	101	H
6	14.133	35.29	PK1	39.7	-22.7	52.29	-	-	-	-	68.2	-15.91	276	222	V

* - indicates frequency in CFR15.205/IC8.10 Restricted Band

PK1 - KDB789033 Method: Peak

AD1 - KDB789033 Method: AD Primary Power Average

This report shall not be reproduced except in full, without the written approval of UL Verification Services Inc. .

9.15.5. HIGH CHANNEL HARMONICS AND SPURIOUS EMISSIONS

HIGH CHANNEL HORIZONTAL PLOT

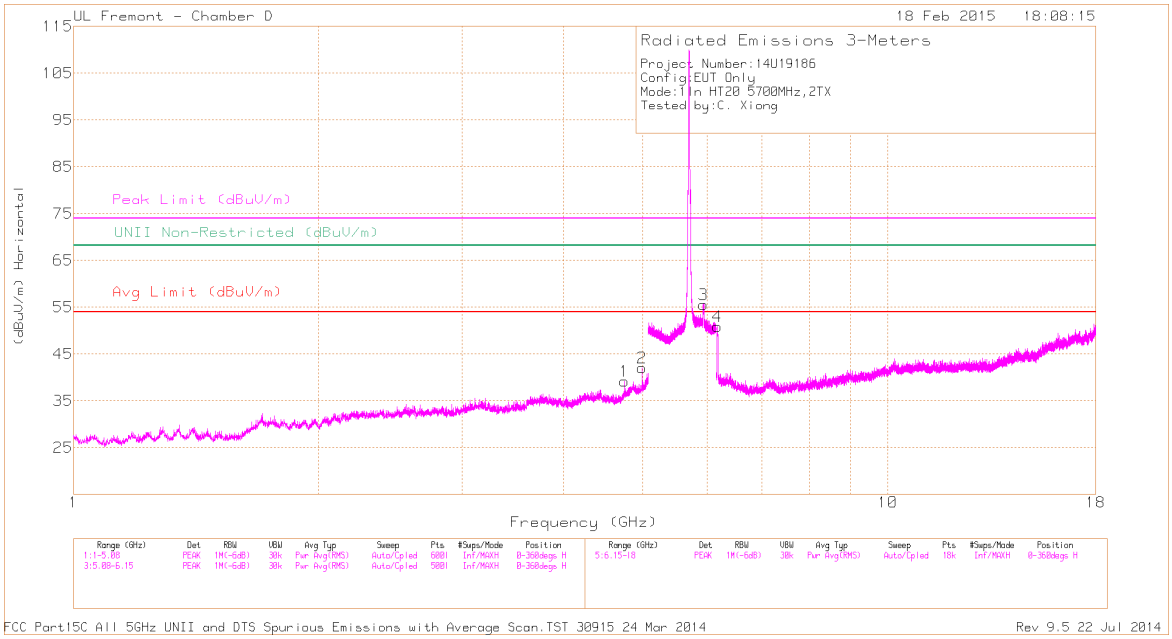

HIGH CHANNEL VERTICAL PLOT

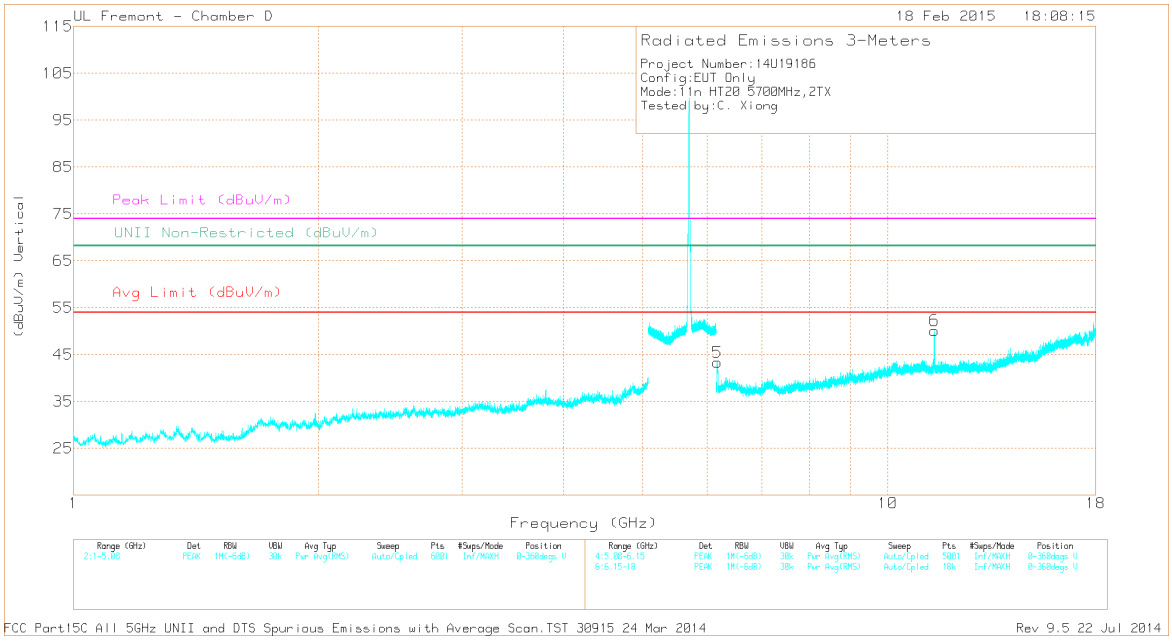

This report shall not be reproduced except in full, without the written approval of UL Verification Services Inc. .

DATA

	Frequency (GHz)	Meter Reading (dBuV)	Det	AF T711 (dB/m)	Amp/Cbl/Fltr/Pad (dB)	Corrected Reading (dBuV/m)	Avg Limit (dBuV/m)	Margin (dB)	Peak Limit (dBuV/m)	PK Margin (dB)	UNII Non-Restricted (dBuV/m)	PK Margin (dB)	Azimuth (Degs)	Height (cm)	Polarity
1	* 4.75	40.02	PK1	33.9	-27.6	46.32	-	-	74	-27.68	-	-	24	100	H
	* 4.75	30.7	AD1	33.9	-27.6	37	54	-17	-	-	-	-	24	100	H
2	* 4.987	42.32	PK1	34	-26.9	49.42	-	-	74	-24.58	-	-	13	166	H
	* 4.988	34.12	AD1	34	-26.9	41.22	54	-12.78	-	-	-	-	13	166	H
6	* 11.397	44.97	PK1	38.2	-21.8	61.37	-	-	74	-12.63	-	-	53	106	V
	* 11.4	31.84	AD1	38.2	-21.8	48.24	54	-5.76	-	-	-	-	53	106	V
3	5.929	45.97	PK1	35.4	-17.4	63.97	-	-	-	-	68.2	-4.23	31	134	H
5	6.174	49.4	PK1	35.9	-26.4	58.9	-	-	-	-	68.2	-9.3	31	103	H
4	6.175	41.76	PK1	35.9	-26.4	51.26	-	-	-	-	68.2	-16.94	8	100	V

* - indicates frequency in CFR15.205/IC8.10 Restricted Band

PK1 - KDB789033 Method: Peak

AD1 - KDB789033 Method: AD Primary Power Average

This report shall not be reproduced except in full, without the written approval of UL Verification Services Inc. .

9.15.6. CHANNEL 144 HARMONICS AND SPURIOUS EMISSIONS

HIGH CHANNEL HORIZONTAL PLOT

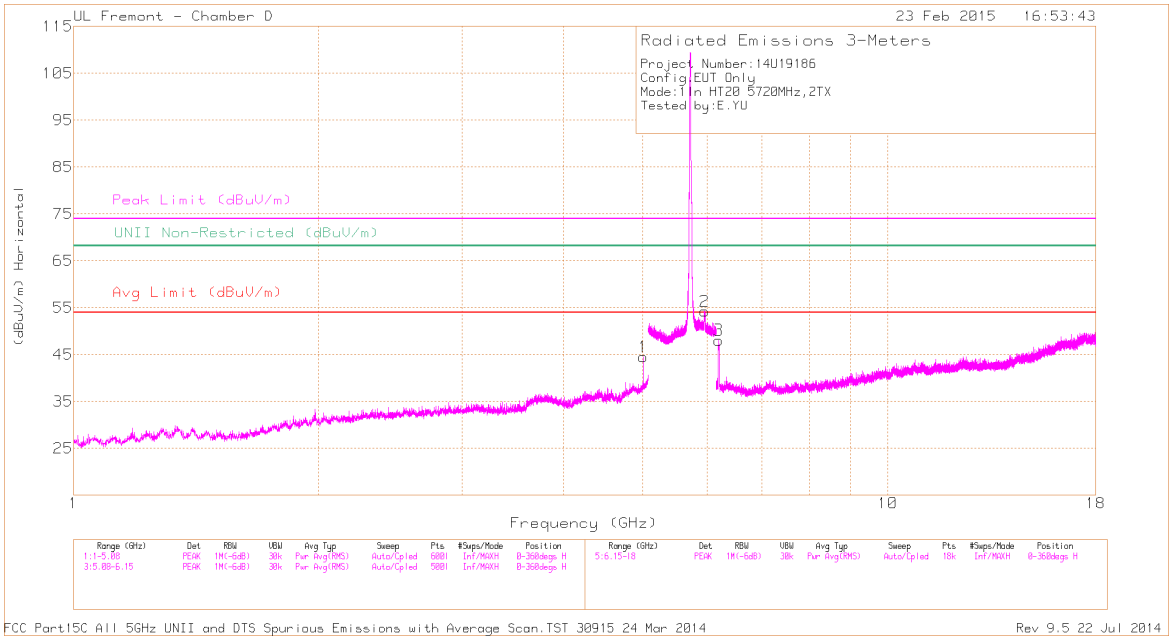

HIGH CHANNEL VERTICAL PLOT

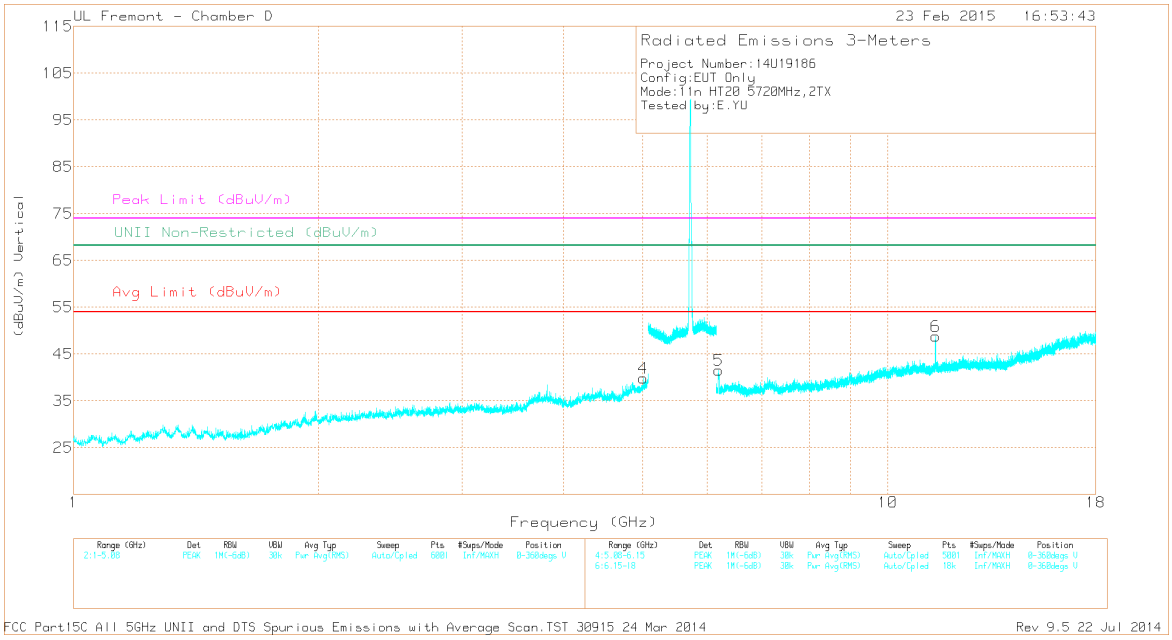

This report shall not be reproduced except in full, without the written approval of UL Verification Services Inc. .

DATA

Marker	Frequency (GHz)	Meter Reading (dBuV)	Det	AF T344 (dB/m)	Amp/Cbl/Fltr/Pad (dB)	Corrected Reading (dBuV/m)	Avg Limit (dBuV/m)	Margin (dB)	Peak Limit (dBuV/m)	PK Margin (dB)	UNII Non-Restricted (dBuV/m)	PK Margin (dB)	Azimuth (Degs)	Height (cm)	Polarity
1	* 5.005	43.13	PK1	34.3	-26.7	50.73	-	-	74	-23.27	-	-	321	136	H
	* 5.005	35.76	AD1	34.3	-26.7	43.36	54	-10.64	-	-	-	-	321	136	H
4	* 5.005	40.11	PK1	34.3	-26.7	47.71	-	-	74	-26.29	-	-	354	183	V
	* 5.005	30.32	AD1	34.3	-26.7	37.92	54	-16.08	-	-	-	-	354	183	V
6	* 11.44	42.4	PK1	38	-21.7	58.7	-	-	74	-15.3	-	-	353	144	V
	* 11.44	29.78	AD1	38	-21.7	46.08	54	-7.92	-	-	-	-	353	144	V
2	5.957	40.14	PK1	35.3	-17.4	58.04	-	-	-	-	68.2	-10.16	17	143	H
3	6.193	46.6	PK1	35.5	-26.6	55.5	-	-	-	-	68.2	-12.7	21	109	H
5	6.202	41.22	PK1	35.5	-26.7	50.02	-	-	-	-	68.2	-18.18	71	100	V

* - indicates frequency in CFR15.205/IC8.10 Restricted Band

PK1 - KDB789033 Method: Peak

AD1 - KDB789033 Method: AD Primary Power Average

UL VERIFICATION SERVICES INC. FORM NO: CCSUP4701J
47173 BENICIA STREET, FREMONT, CA 94538, USA TEL: (510) 771-1000 FAX: (510) 661-0888
This report shall not be reproduced except in full, without the written approval of UL Verification Services Inc. .

9.16. TX ABOVE 1 GHz 802.11n HT40 SISO MODE IN THE 5.6 GHz BAND

9.16.1. RESTRICTED BANDEDGE (LOW CHANNEL)

LOW CHANNEL HORIZONTAL PLOT

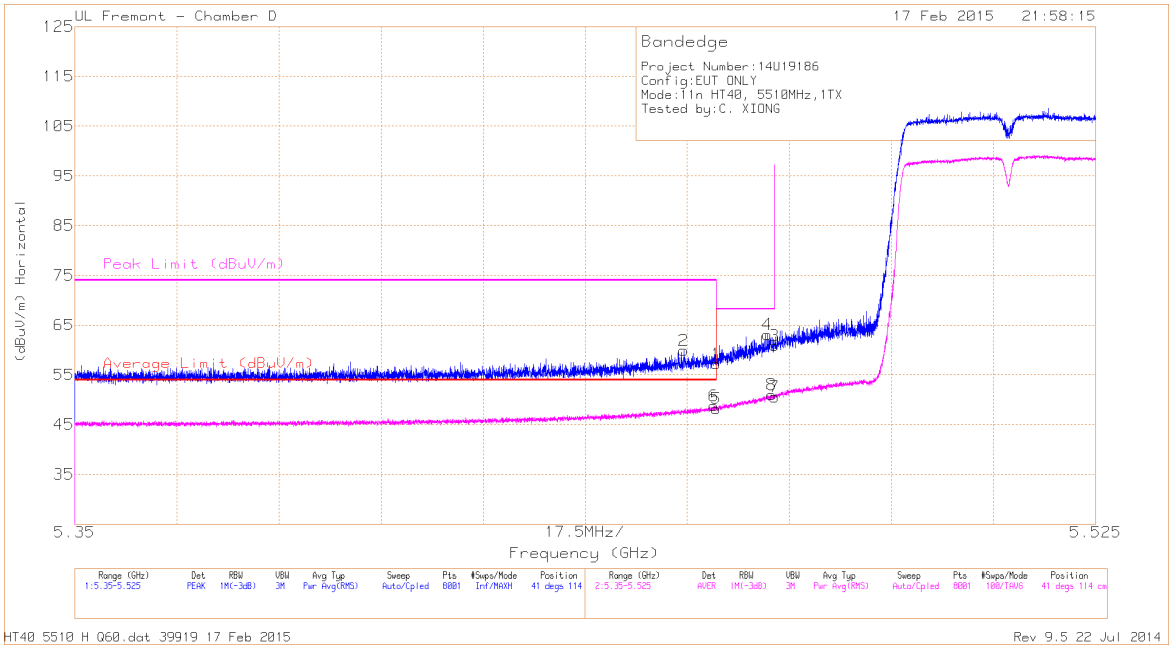

DATA

Marker	Frequency (GHz)	Meter Reading (dBuV)	Det	AF T711 (dB/m)	Amp/Cbl/Filtr/Pad (dB)	Corrected Reading (dBuV/m)	Average Limit (dBuV/m)	Margin (dB)	Peak Limit (dBuV/m)	PK Margin (dB)	Azimuth (Degs)	Height (cm)	Polarity
2	* 5.454	43.5	PK	34.5	-18.1	59.9	-	-	74	-14.1	41	114	H
1	* 5.46	40.72	PK	34.5	-18	57.22	-	-	74	-16.78	41	114	H
5	* 5.46	31.75	RMS	34.5	-18	48.25	54	-5.75	-	-	41	114	H
6	* 5.46	32.31	RMS	34.5	-18	48.81	54	-5.19	-	-	41	114	H
4	5.469	46.62	PK	34.5	-18	63.12	-	-	68.2	-5.08	41	114	H
8	5.469	34.53	RMS	34.5	-18	51.03	-	-	-	-	41	114	H
3	5.47	44.41	PK	34.5	-18	60.91	-	-	68.2	-7.29	41	114	H
7	5.47	34.08	RMS	34.5	-18	50.58	-	-	-	-	41	114	H

* - indicates frequency in CFR15.205/IC8.10 Restricted Band

PK - Peak detector

RMS - RMS detection

This report shall not be reproduced except in full, without the written approval of UL Verification Services Inc. .

LOW CHANNEL VERTICAL PLOT

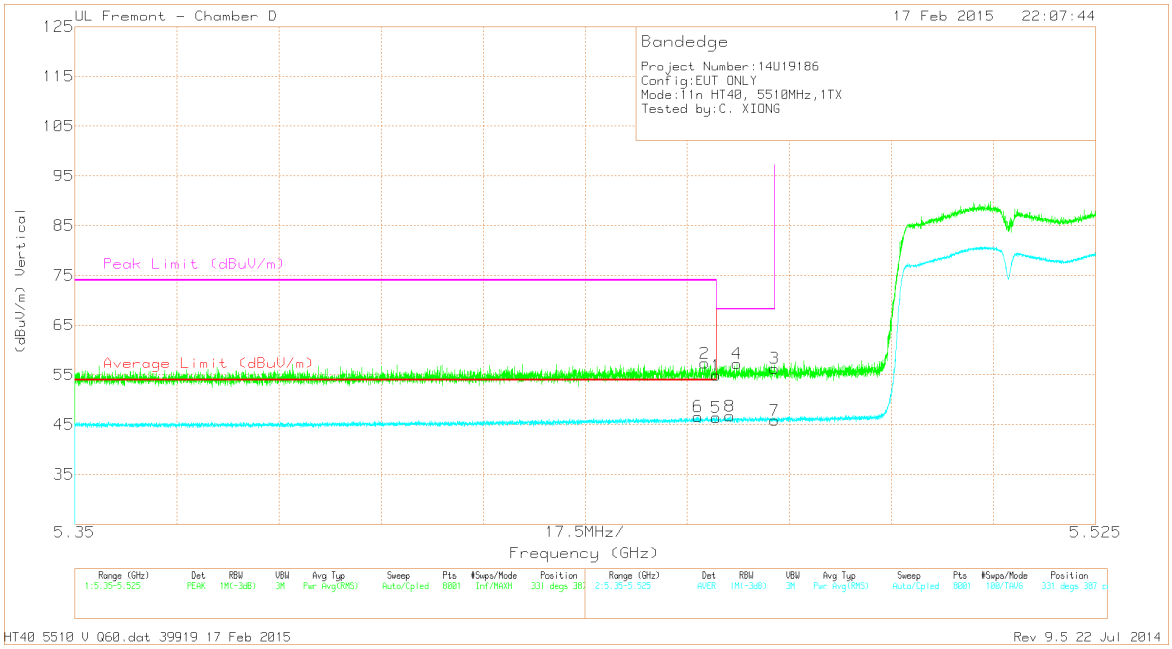

DATA

Marker	Frequency (GHz)	Meter Reading (dBuV)	Det	AF T711 (dB/m)	Amp/Cbl/Fltr/Pad (dB)	Corrected Reading (dBuV/m)	Average Limit (dBuV/m)	Margin (dB)	Peak Limit (dBuV/m)	PK Margin (dB)	Azimuth (Degs)	Height (cm)	Polarity
6	* 5.457	30.13	RMS	34.5	-18	46.63	54	-7.37	-	-	331	387	V
2	* 5.458	40.83	PK	34.5	-18	57.33	-	-	74	-16.67	331	387	V
1	* 5.46	38.42	PK	34.5	-18	54.92	-	-	74	-19.08	331	387	V
5	* 5.46	29.93	RMS	34.5	-18	46.43	54	-7.57	-	-	331	387	V
8	5.462	30.1	RMS	34.5	-17.9	46.7	-	-	-	-	331	387	V
4	5.463	40.78	PK	34.5	-18	57.28	-	-	68.2	-10.92	331	387	V
3	5.47	39.81	PK	34.5	-18	56.31	-	-	68.2	-11.89	331	387	V
7	5.47	29.36	RMS	34.5	-18	45.86	-	-	-	-	331	387	V

* - indicates frequency in CFR15.205/IC8.10 Restricted Band

PK - Peak detector

RMS - RMS detection

This report shall not be reproduced except in full, without the written approval of UL Verification Services Inc. .

9.16.2. RESTRICTED BANDEDGE (HIGH CHANNEL)

HIGH CHANNEL HORIZONTAL PLOT

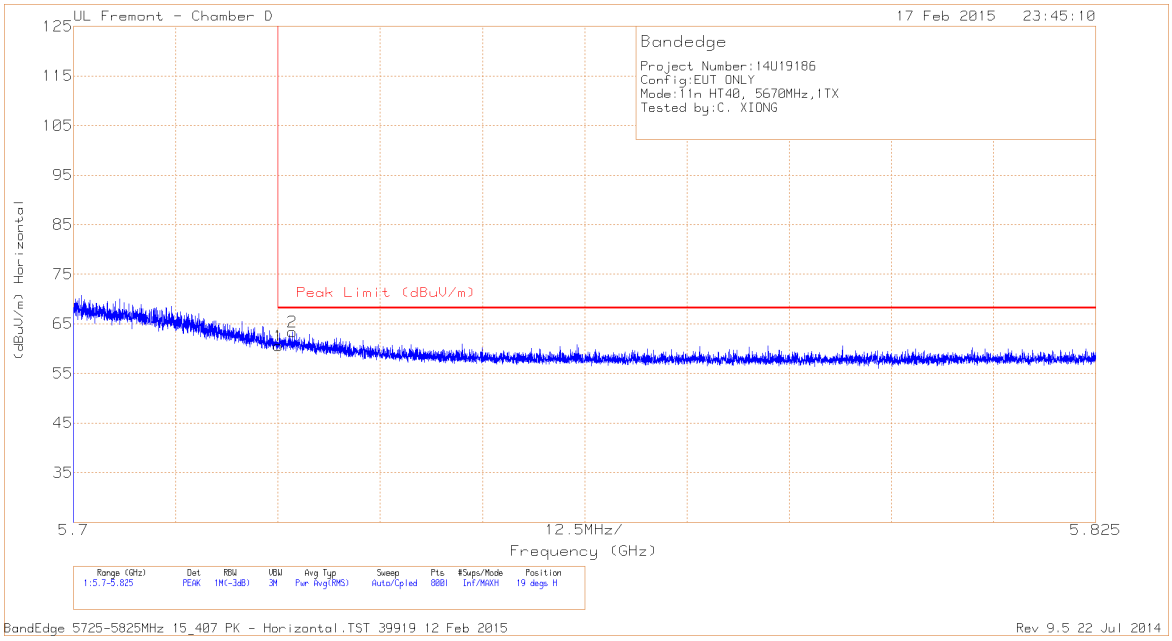

DATA

Marker	Frequency (GHz)	Meter Reading (dBuV)	Det	AF T711 (dB/m)	Amp/Cbl/Fltr /Pad (dB)	Corrected Reading (dBuV/m)	Peak Limit (dBuV/m)	PK Margin (dB)	Azimuth (Degs)	Height (cm)	Polarity
1	5.725	42.92	PK	35.2	-17.6	60.52	68.2	-7.68	19	126	H
2	5.727	45.82	PK	35.2	-17.6	63.42	68.2	-4.78	19	126	H

PK - Peak detector

This report shall not be reproduced except in full, without the written approval of UL Verification Services Inc. .

HIGH CHANNEL VERTICAL PLOT

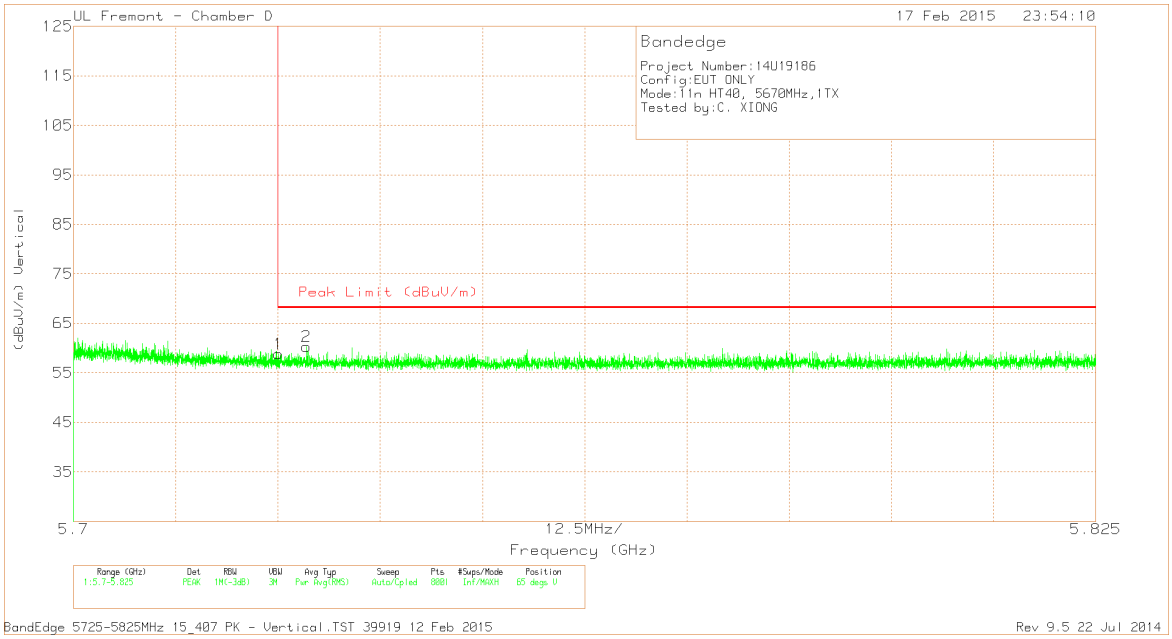

DATA

Marker	Frequency (GHz)	Meter Reading (dBuV)	Det	AF T711 (dB/m)	Amp/Cbl/Fltr /Pad (dB)	Corrected Reading (dBuV/m)	Peak Limit (dBuV/m)	PK Margin (dB)	Azimuth (Degs)	Height (cm)	Polarity
1	5.725	41.24	PK	35.2	-17.6	58.84	68.2	-9.36	65	128	V
2	5.729	42.69	PK	35.2	-17.6	60.29	68.2	-7.91	65	128	V

PK - Peak detector

This report shall not be reproduced except in full, without the written approval of UL Verification Services Inc. .

9.16.3. LOW CHANNEL HARMONICS AND SPURIOUS EMISSIONS

LOW CHANNEL HORIZONTAL PLOT

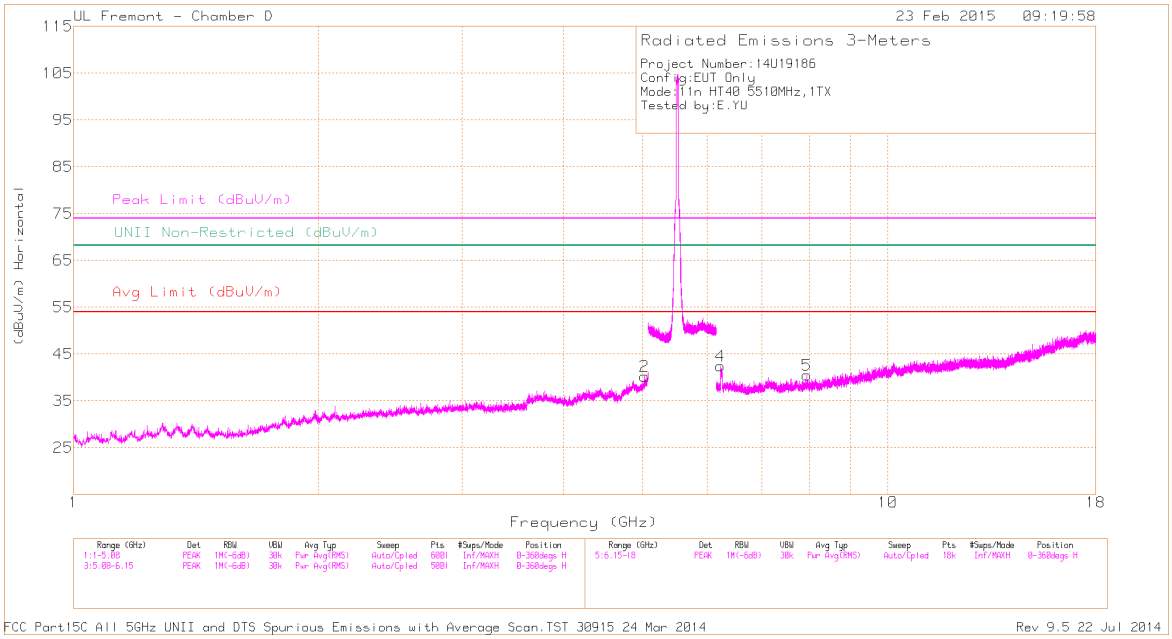

LOW CHANNEL VERTICAL PLOT

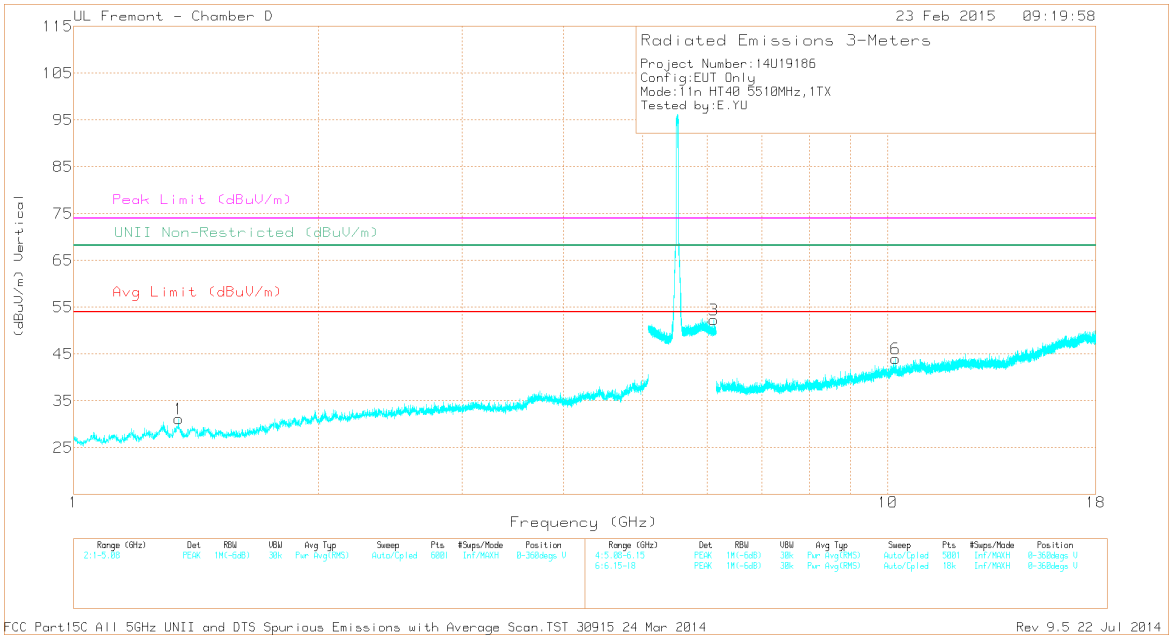

This report shall not be reproduced except in full, without the written approval of UL Verification Services Inc. .

DATA

	Frequency (GHz)	Meter Reading (dBuV)	Det	AF T344 (dB/m)	Amp/Cbl/Fltr/Pad (dB)	Corrected Reading (dBuV/m)	Avg Limit (dBuV/m)	Margin (dB)	Peak Limit (dBuV/m)	PK Margin (dB)	UNII Non-Restricted (dBuV/m)	PK Margin (dB)	Azimuth (Degs)	Height (cm)	Polarity
2	* 5.03	38.33	PK1	34.3	-25.8	46.83	-	-	74	-27.17	-	-	347	121	H
	* 5.03	26.71	AD1	34.3	-25.8	35.21	54	-18.79	-	-	-	-	347	121	H
1	* 1.347	41.35	PK1	28.8	-31.5	38.65	-	-	74	-35.35	-	-	164	205	V
	* 1.344	29.57	AD1	28.8	-31.5	26.87	54	-27.13	-	-	-	-	164	205	V
3	6.113	40.93	PK1	35.6	-17.7	58.83	-	-	-	-	68.2	-9.37	46	100	V
4	6.246	41.23	PK1	35.4	-26.7	49.93	-	-	-	-	68.2	-18.27	45	123	H
5	7.954	35.57	PK1	35.7	-24.1	47.17	-	-	-	-	68.2	-21.03	108	100	H
6	10.223	33.7	PK1	37.2	-20.9	50	-	-	-	-	68.2	-18.2	108	205	V

* - indicates frequency in CFR15.205/IC8.10 Restricted Band

PK1 - KDB789033 Method: Peak

AD1 - KDB789033 Method: AD Primary Power Average

This report shall not be reproduced except in full, without the written approval of UL Verification Services Inc. .

9.16.4. MID CHANNEL HARMONICS AND SPURIOUS EMISSIONS

MID CHANNEL HORIZONTAL PLOT

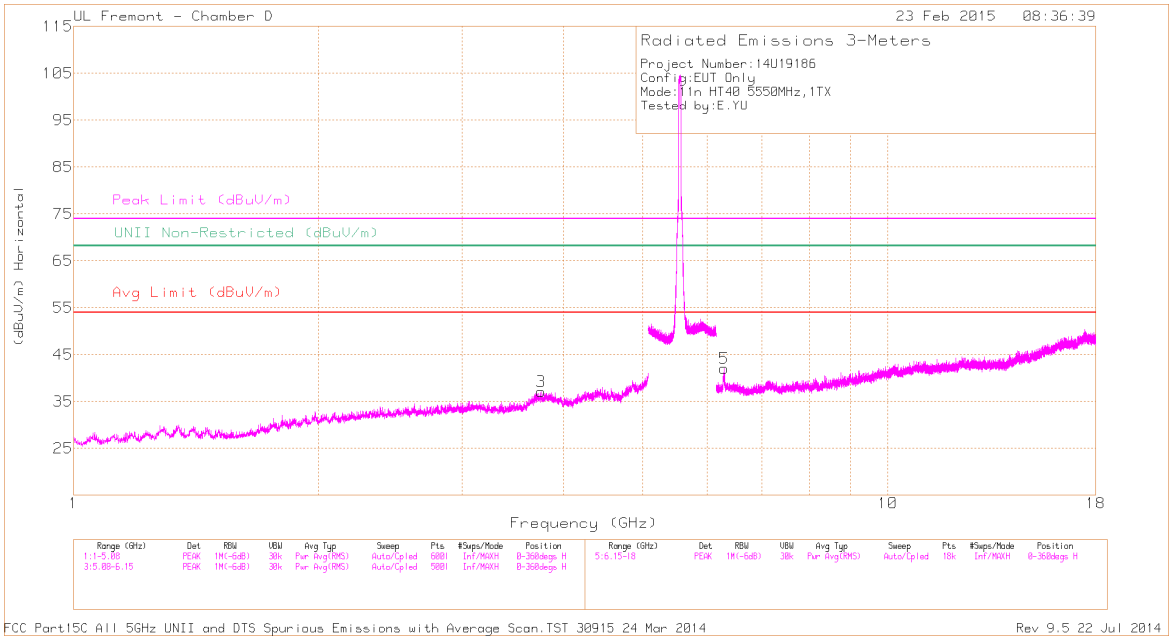

MID CHANNEL VERTICAL PLOT

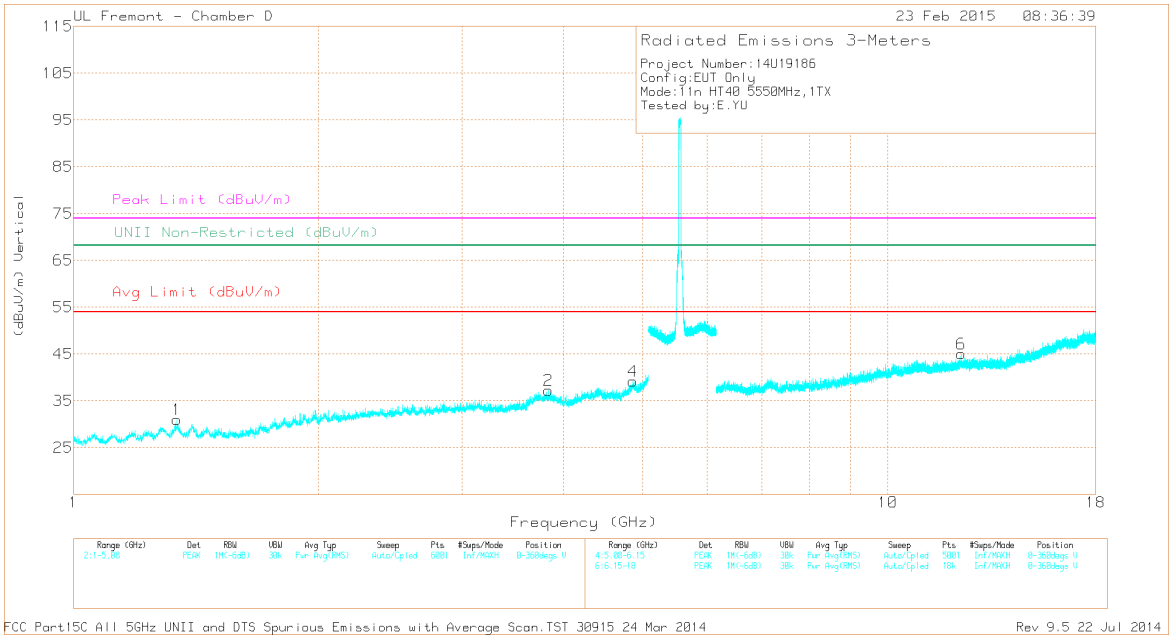

This report shall not be reproduced except in full, without the written approval of UL Verification Services Inc. .

DATA

	Frequency (GHz)	Meter Reading (dBuV)	Det	AF T344 (dB/m)	Amp/Cbl/Fltr/Pad (dB)	Corrected Reading (dBuV/m)	Avg Limit (dBuV/m)	Margin (dB)	Peak Limit (dBuV/m)	PK Margin (dB)	UNII Non-Restricted (dBuV/m)	PK Margin (dB)	Azimuth (Degs)	Height (cm)	Polarity
3	* 3.746	38.71	PK1	33.3	-29	43.01	-	-	74	-30.99	-	-	6	204	H
	* 3.747	27.19	AD1	33.3	-29	31.49	54	-22.51	-	-	-	-	6	204	H
1	* 1.34	41.01	PK1	28.8	-31.5	38.31	-	-	74	-35.69	-	-	117	100	V
	* 1.34	29.62	AD1	28.8	-31.5	26.92	54	-27.08	-	-	-	-	117	100	V
2	* 3.831	38.3	PK1	33.4	-28.8	42.9	-	-	74	-31.1	-	-	260	158	V
	* 3.834	27.27	AD1	33.4	-28.8	31.87	54	-22.13	-	-	-	-	260	158	V
4	* 4.862	36.58	PK1	34.1	-25.4	45.28	-	-	74	-28.72	-	-	260	285	V
	* 4.862	26.17	AD1	34.1	-25.4	34.87	54	-19.13	-	-	-	-	260	285	V
6	* 12.313	34.88	PK1	39	-22.1	51.78	-	-	74	-22.22	-	-	82	205	V
	* 12.313	23.74	AD1	39	-22.1	40.64	54	-13.36	-	-	-	-	82	205	V
5	6.299	40.36	PK1	35.4	-26.2	49.56	-	-	-	-	68.2	-18.64	0	102	H

* - indicates frequency in CFR15.205/IC8.10 Restricted Band

PK1 - KDB789033 Method: Peak

AD1 - KDB789033 Method: AD Primary Power Average

UL VERIFICATION SERVICES INC. FORM NO: CCSUP4701J
47173 BENICIA STREET, FREMONT, CA 94538, USA TEL: (510) 771-1000 FAX: (510) 661-0888
This report shall not be reproduced except in full, without the written approval of UL Verification Services Inc. .

9.16.5. HIGH CHANNEL HARMONICS AND SPURIOUS EMISSIONS

HIGH CHANNEL HORIZONTAL PLOT

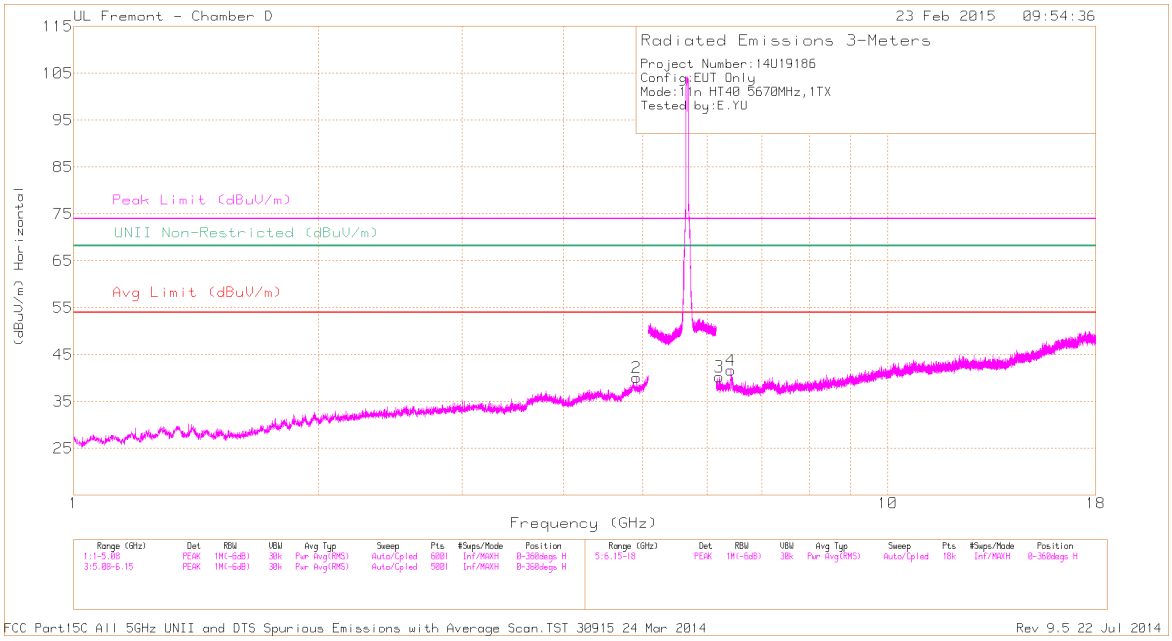

HIGH CHANNEL VERTICAL PLOT

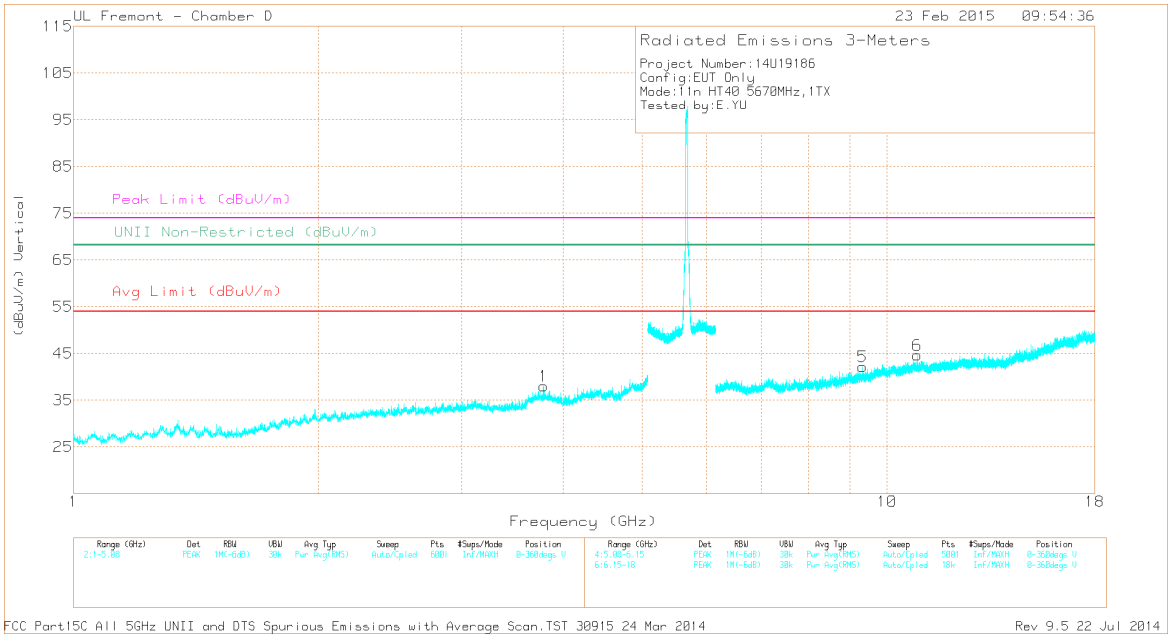

This report shall not be reproduced except in full, without the written approval of UL Verification Services Inc. .

DATA

	Frequency (GHz)	Meter Reading (dBuV)	Det	AF T344 (dB/m)	Amp/Cbl/Fltr/Pad (dB)	Corrected Reading (dBuV/m)	Avg Limit (dBuV/m)	Margin (dB)	Peak Limit (dBuV/m)	PK Margin (dB)	UNII Non-Restricted (dBuV/m)	PK Margin (dB)	Azimuth (Degs)	Height (cm)	Polarity
2	* 4.914	39.49	PK1	34.1	-26.4	47.19	-	-	74	-26.81	-	-	99	113	H
	* 4.914	29.32	AD1	34.1	-26.4	37.02	54	-16.98	-	-	-	-	99	113	H
1	* 3.781	37.93	PK1	33.3	-28.9	42.33	-	-	74	-31.67	-	-	118	205	V
	* 3.78	27.47	AD1	33.3	-28.9	31.87	54	-22.13	-	-	-	-	118	205	V
5	* 9.331	35.1	PK1	36.4	-21.9	49.6	-	-	74	-24.4	-	-	245	205	V
	* 9.331	23.62	AD1	36.4	-21.9	38.12	54	-15.88	-	-	-	-	245	205	V
6	* 10.9	34.47	PK1	38	-21.6	50.87	-	-	74	-23.13	-	-	88	100	V
	* 10.901	23.17	AD1	38	-21.6	39.57	54	-14.43	-	-	-	-	88	100	V
3	6.206	37.34	PK1	35.4	-26.7	46.04	-	-	-	-	68.2	-22.16	156	242	H
4	6.424	39.42	PK1	35.4	-26.3	48.52	-	-	-	-	68.2	-19.68	321	112	H

* - indicates frequency in CFR15.205/IC8.10 Restricted Band

PK1 - KDB789033 Method: Peak

AD1 - KDB789033 Method: AD Primary Power Average

This report shall not be reproduced except in full, without the written approval of UL Verification Services Inc. .

9.16.6. CHANNEL 142 HARMONICS AND SPURIOUS EMISSIONS

CHANNEL 142 HORIZONTAL PLOT

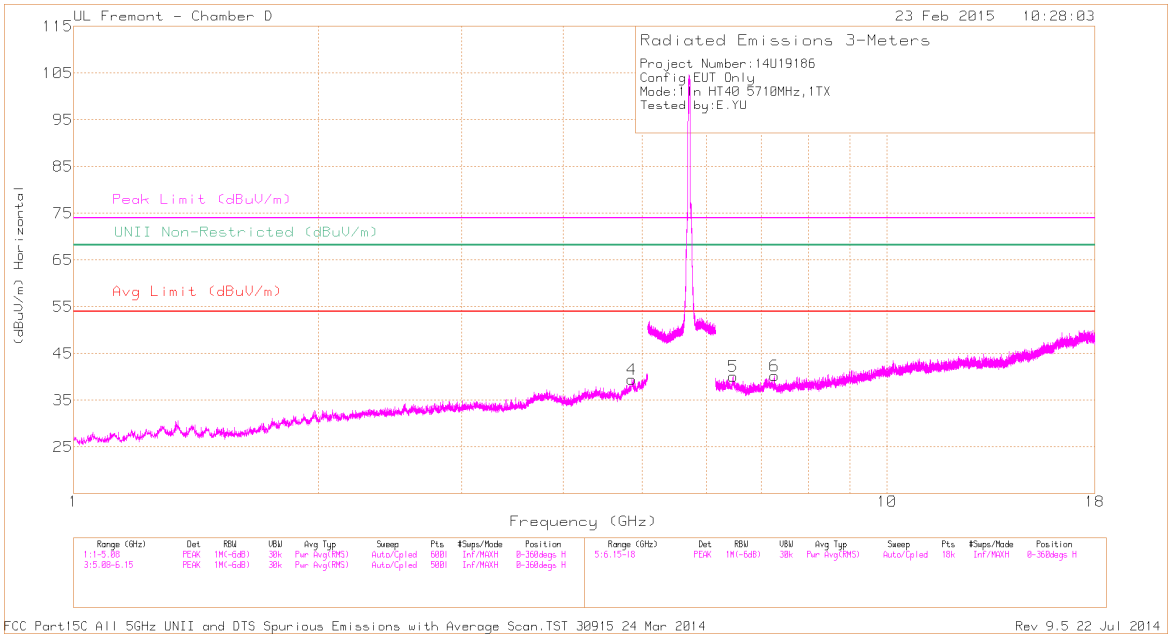

CHANNEL 142 VERTICAL PLOT

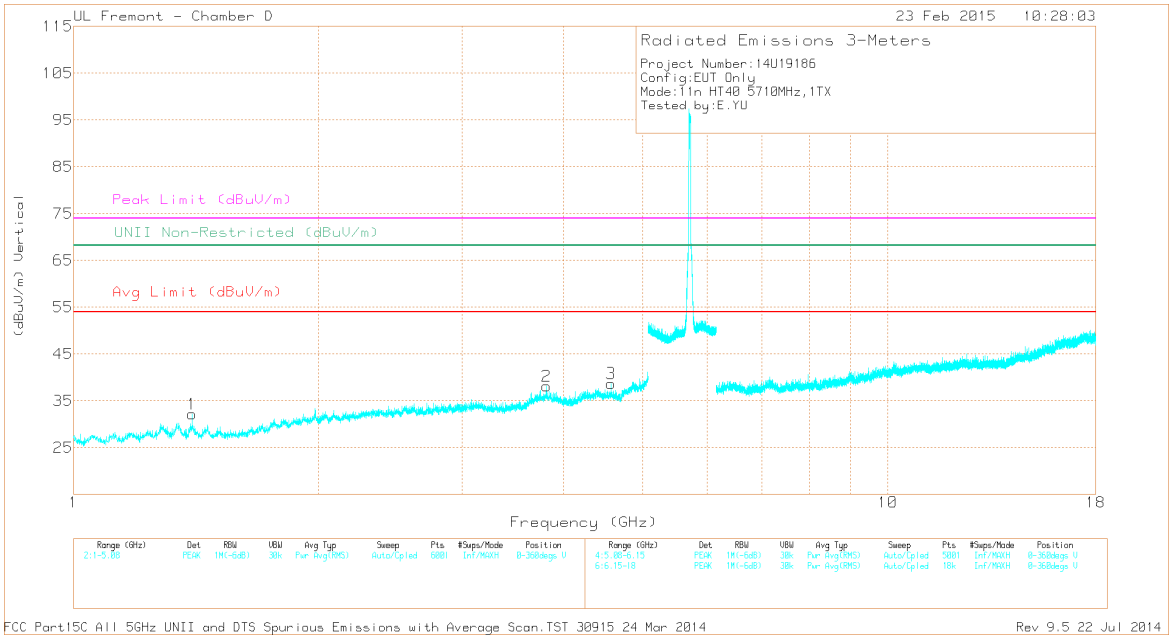

This report shall not be reproduced except in full, without the written approval of UL Verification Services Inc. .

DATA

	Frequency (GHz)	Meter Reading (dBuV)	Det	AF T344 (dB/m)	Amp/Cbl/ Fltr/Pad (dB)	Corrected Reading (dBuV/m)	Avg Limit (dBuV/m)	Margin (dB)	Peak Limit (dBuV/m)	PK Margin (dB)	UNII Non-Restricted (dBuV/m)	PK Margin (dB)	Azimuth (Degs)	Height (cm)	Polarity
4	* 4.856	37.79	PK1	34.1	-25.6	46.29	-	-	74	-27.71	-	-	276	175	H
	* 4.854	25.97	AD1	34.1	-25.7	34.37	54	-19.63	-	-	-	-	276	175	H
1	* 1.397	40.76	PK1	28.6	-31.4	37.96	-	-	74	-36.04	-	-	109	377	V
	* 1.4	29.05	AD1	28.6	-31.4	26.25	54	-27.75	-	-	-	-	109	377	V
2	* 3.806	40.66	PK1	33.4	-28.6	45.46	-	-	74	-28.54	-	-	359	218	V
	* 3.807	31	AD1	33.4	-28.6	35.8	54	-18.2	-	-	-	-	359	218	V
3	* 4.568	39.64	PK1	34.1	-27.5	46.24	-	-	74	-27.76	-	-	25	151	V
	* 4.568	27.97	AD1	34.1	-27.5	34.57	54	-19.43	-	-	-	-	25	151	V
6	* 7.276	36.03	PK1	35.5	-25.1	46.43	-	-	74	-27.57	-	-	265	100	H
	* 7.277	24.76	AD1	35.5	-25.1	35.16	54	-18.84	-	-	-	-	265	100	H
5	6.472	36.33	PK1	35.5	-25.7	46.13	-	-	-	-	68.2	-22.07	116	100	H

* - indicates frequency in CFR15.205/IC8.10 Restricted Band

PK1 - KDB789033 Method: Peak

AD1 - KDB789033 Method: AD Primary Power Average

This report shall not be reproduced except in full, without the written approval of UL Verification Services Inc. .

9.17. TX ABOVE 1 GHz 802.11n HT40 2Tx CDD MODE IN THE 5.6 GHz BAND

9.17.1. RESTRICTED BANDEDGE (LOW CHANNEL)

LOW CHANNEL HORIZONTAL PLOT

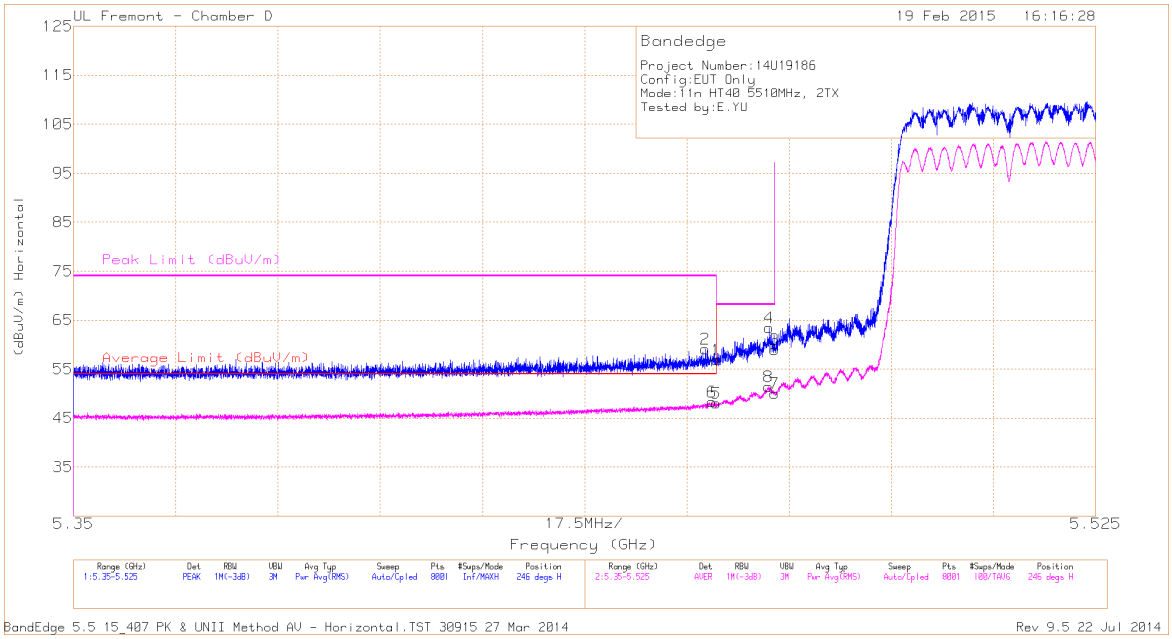

DATA

Marker	Frequency (GHz)	Meter Reading (dBuV)	Det	AF T711 (dB/m)	Amp/Cbl/Fltr/Pad (dB)	Corrected Reading (dBuV/m)	Average Limit (dBuV/m)	Margin (dB)	Peak Limit (dBuV/m)	PK Margin (dB)	Azimuth (Degs)	Height (cm)	Polarity
2	* 5.458	42.63	PK	34.5	-18	59.13	-	-	74	-14.87	246	127	H
6	* 5.459	31.78	RMS	34.5	-18	48.28	54	-5.72	-	-	246	127	H
1	* 5.46	40.32	PK	34.5	-18	56.82	-	-	74	-17.18	246	127	H
5	* 5.46	31.55	RMS	34.5	-18	48.05	54	-5.95	-	-	246	127	H
4	5.469	46.95	PK	34.5	-18	63.45	-	-	68.2	-4.75	246	127	H
8	5.469	34.91	RMS	34.5	-18	51.41	-	-	-	-	246	127	H
3	5.47	42.44	PK	34.5	-18	58.94	-	-	68.2	-9.26	246	127	H
7	5.47	33.6	RMS	34.5	-18	50.1	-	-	-	-	246	127	H

* - indicates frequency in CFR15.205/IC8.10 Restricted Band

PK - Peak detector

RMS - RMS detection

This report shall not be reproduced except in full, without the written approval of UL Verification Services Inc. .

LOW CHANNEL VERTICAL PLOT

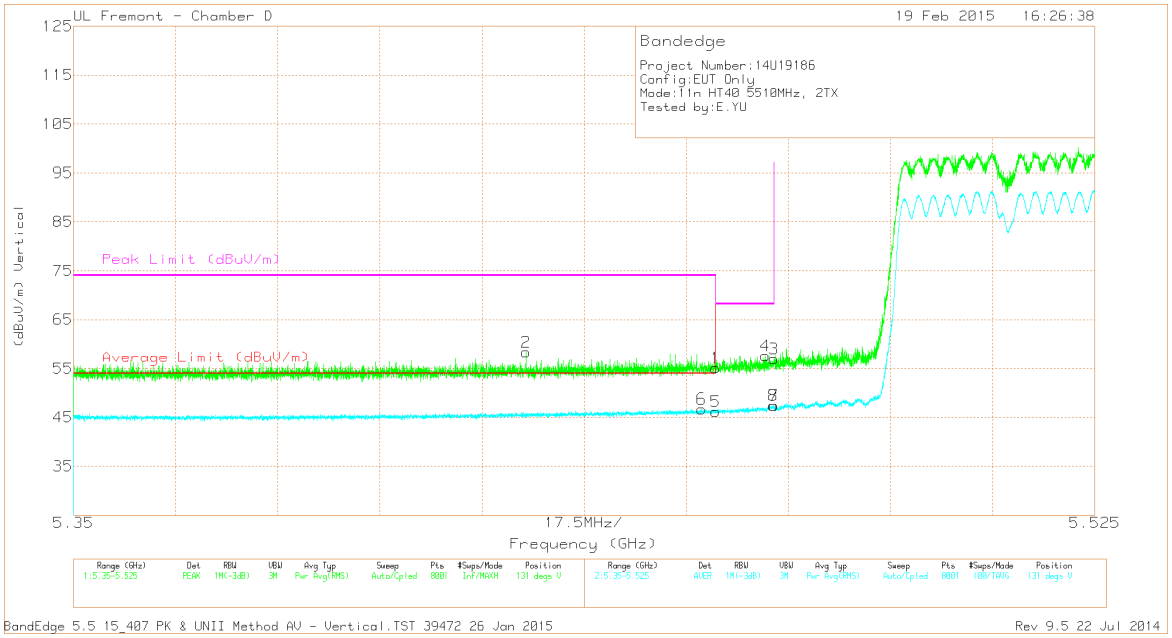

DATA

Marker	Frequency (GHz)	Meter Reading (dBuV)	Det	AF T711 (dB/m)	Amp/Cbl/Fltr/Pad (dB)	Corrected Reading (dBuV/m)	Average Limit (dBuV/m)	Margin (dB)	Peak Limit (dBuV/m)	PK Margin (dB)	Azimuth (Degs)	Height (cm)	Polarity
2	* 5.428	42.24	PK	34.4	-18.3	58.34	-	-	74	-15.66	131	105	V
6	* 5.458	30.25	RMS	34.5	-18	46.75	54	-7.25	-	-	131	105	V
1	* 5.46	38.62	PK	34.5	-18	55.12	-	-	74	-18.88	131	105	V
5	* 5.46	29.66	RMS	34.5	-18	46.16	54	-7.84	-	-	131	105	V
4	5.469	41.15	PK	34.5	-18	57.65	-	-	68.2	-10.55	131	105	V
3	5.47	40.48	PK	34.5	-18	56.98	-	-	68.2	-11.22	131	105	V
7	5.47	30.96	RMS	34.5	-18	47.46	-	-	-	-	131	105	V
8	5.47	30.92	RMS	34.5	-18	47.42	-	-	-	-	131	105	V

* - indicates frequency in CFR15.205/IC8.10 Restricted Band

PK - Peak detector

RMS - RMS detection

This report shall not be reproduced except in full, without the written approval of UL Verification Services Inc. .

9.17.2. RESTRICTED BANDEDGE (HIGH CHANNEL)

HIGH CHANNEL HORIZONTAL PLOT

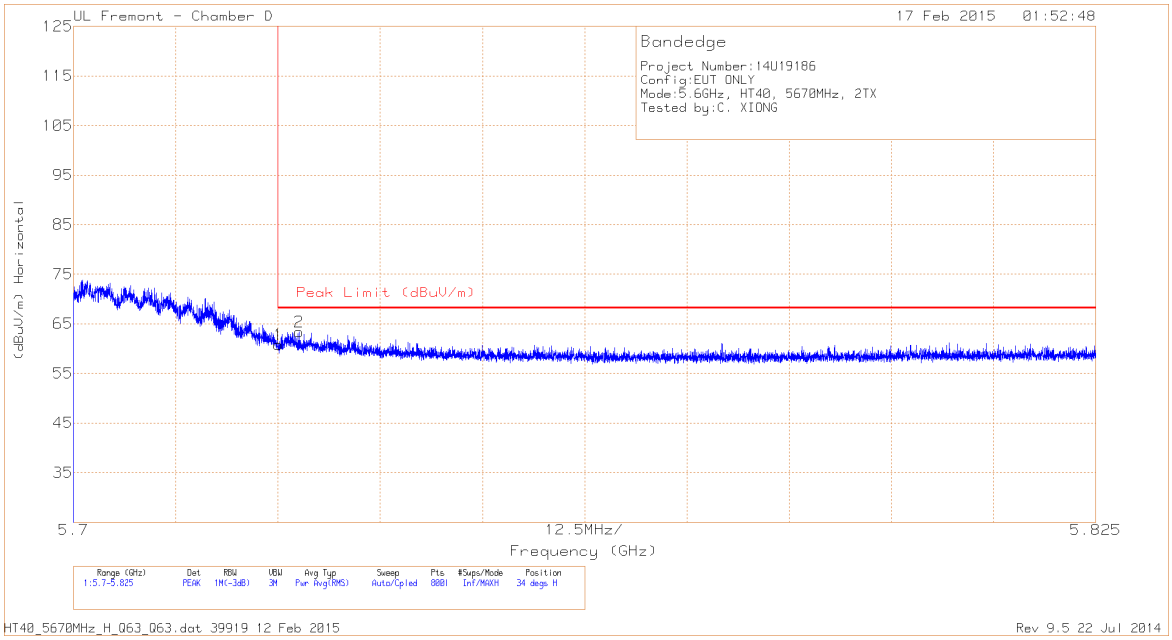

DATA

Marker	Frequency (GHz)	Meter Reading (dBuV)	Det	AF T711 (dB/m)	Amp/Cbl/Fltr /Pad (dB)	Corrected Reading (dBuV/m)	Peak Limit (dBuV/m)	PK Margin (dB)	Azimuth (Degs)	Height (cm)	Polarity
1	5.725	43.15	PK	35.2	-17.6	60.75	68.2	-7.45	34	142	H
2	5.728	45.73	PK	35.2	-17.6	63.33	68.2	-4.87	34	142	H

PK - Peak detector

This report shall not be reproduced except in full, without the written approval of UL Verification Services Inc. .

HIGH CHANNEL VERTICAL PLOT

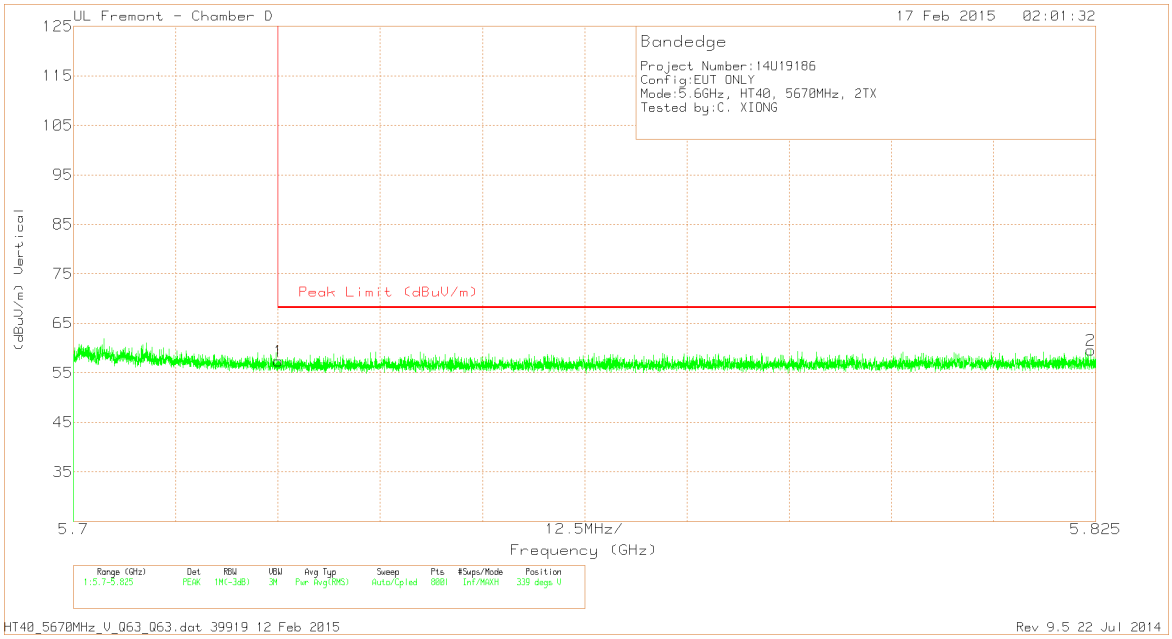

DATA

Marker	Frequency (GHz)	Meter Reading (dBuV)	Det	AF T711 (dB/m)	Amp/Cbl/Fltr /Pad (dB)	Corrected Reading (dBuV/m)	Peak Limit (dBuV/m)	PK Margin (dB)	Azimuth (Degs)	Height (cm)	Polarity
1	5.725	39.71	PK	35.2	-17.6	57.31	68.2	-10.89	339	115	V
2	5.824	41.97	PK	35.4	-17.8	59.57	68.2	-8.63	339	115	V

PK - Peak detector

This report shall not be reproduced except in full, without the written approval of UL Verification Services Inc. .

9.17.3. LOW CHANNEL HARMONICS AND SPURIOUS EMISSIONS

LOW CHANNEL HORIZONTAL PLOT

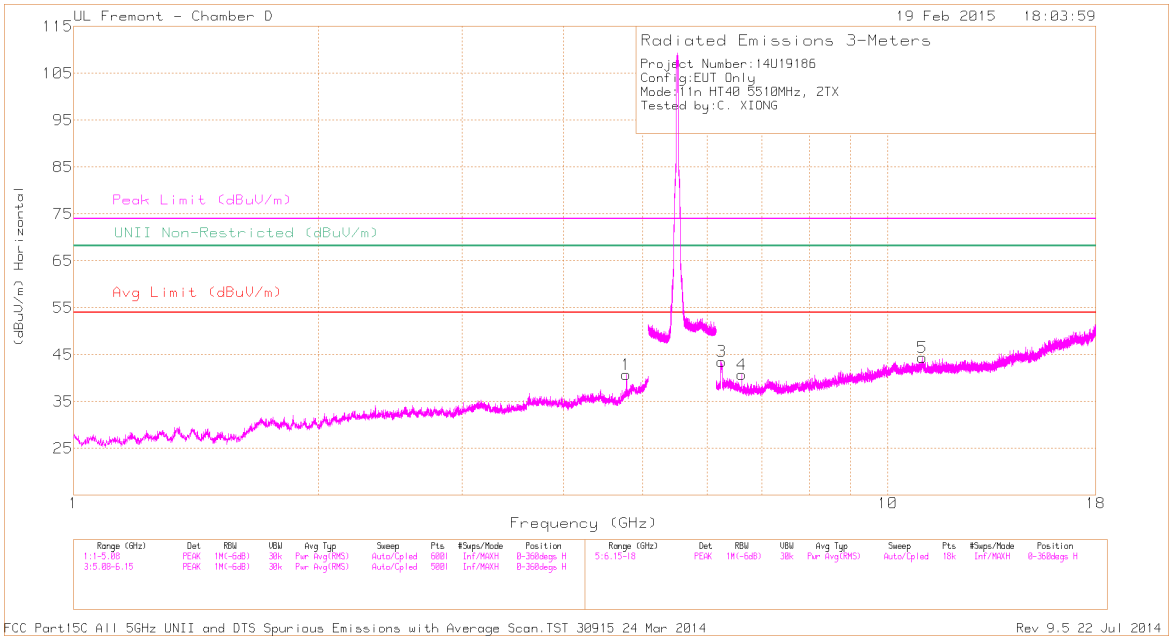

LOW CHANNEL VERTICAL PLOT

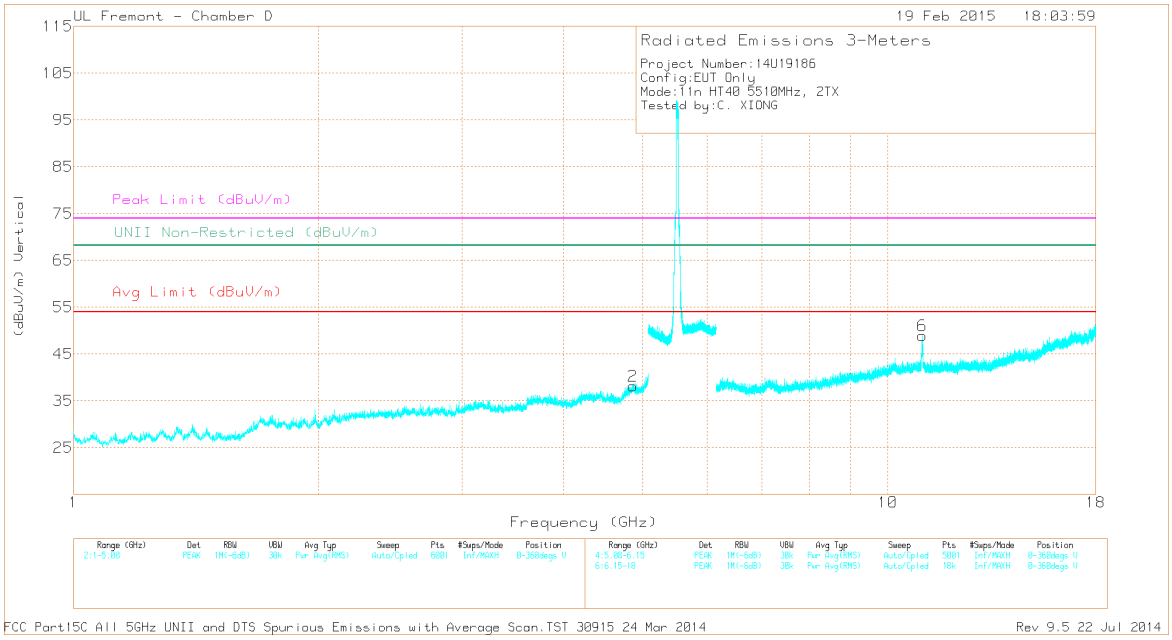

This report shall not be reproduced except in full, without the written approval of UL Verification Services Inc. .

DATA

	Frequency (GHz)	Meter Reading (dBuV)	Det	AF T711 (dB/m)	Amp/Cbl/Fltr/Pad (dB)	Corrected Reading (dBuV/m)	Avg Limit (dBuV/m)	Margin (dB)	Peak Limit (dBuV/m)	PK Margin (dB)	UNII Non-Restricted (dBuV/m)	PK Margin (dB)	Azimuth (Degs)	Height (cm)	Polarity
1	* 4.776	41.24	PK1	34	-27.5	47.74	-	-	74	-26.26	-	-	4	182	H
	* 4.775	32.47	AD1	34	-27.5	38.97	54	-15.03	-	-	-	-	4	182	H
2	* 4.859	37.28	PK1	33.9	-25.5	45.68	-	-	74	-28.32	-	-	11	171	V
	* 4.86	25.86	AD1	33.9	-25.5	34.26	54	-19.74	-	-	-	-	11	171	V
5	* 11.018	34.68	PK1	38.3	-21.5	51.48	-	-	74	-22.52	-	-	8	113	H
	* 11.017	24.14	AD1	38.3	-21.5	40.94	54	-13.06	-	-	-	-	8	113	H
6	* 11.02	41.07	PK1	38.3	-21.5	57.87	-	-	74	-16.13	-	-	34	383	V
	* 11.02	29.74	AD1	38.3	-21.5	46.54	54	-7.46	-	-	-	-	34	383	V
3	6.241	42.79	PK1	36	-26.7	52.09	-	-	-	-	68.2	-16.11	3	100	H
4	6.612	38.17	PK1	35.8	-26	47.97	-	-	-	-	68.2	-20.23	3	103	H

* - indicates frequency in CFR15.205/IC8.10 Restricted Band

PK1 - KDB789033 Method: Peak

AD1 - KDB789033 Method: AD Primary Power Average

This report shall not be reproduced except in full, without the written approval of UL Verification Services Inc. .

9.17.4. MID CHANNEL HARMONICS AND SPURIOUS EMISSIONS

MID CHANNEL HORIZONTAL PLOT

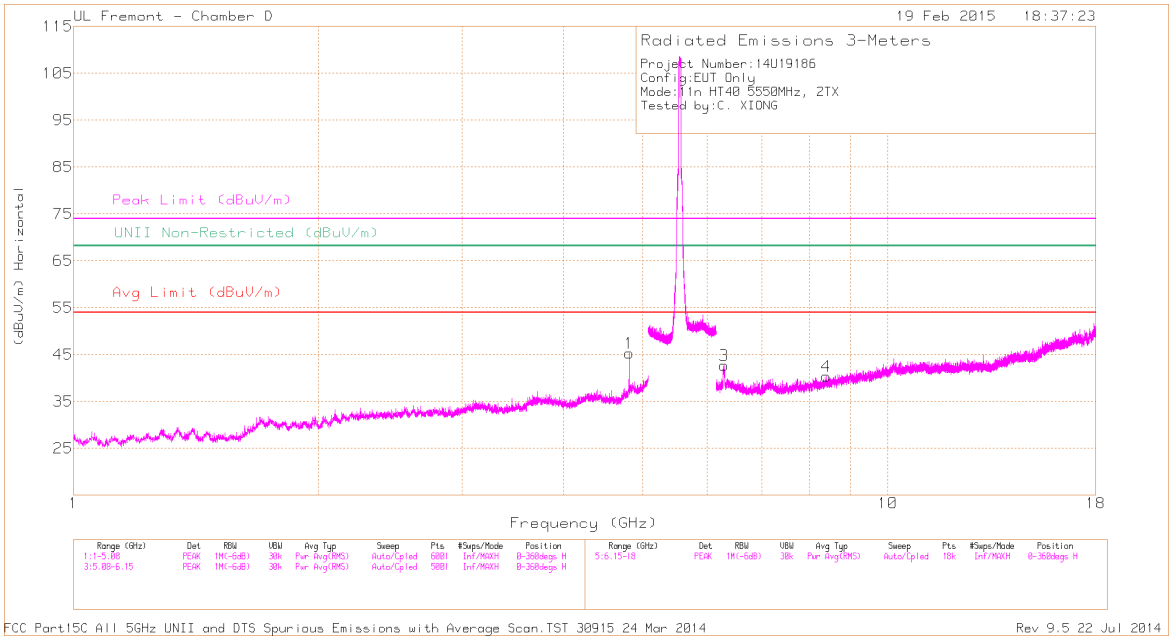

MID CHANNEL VERTICAL PLOT

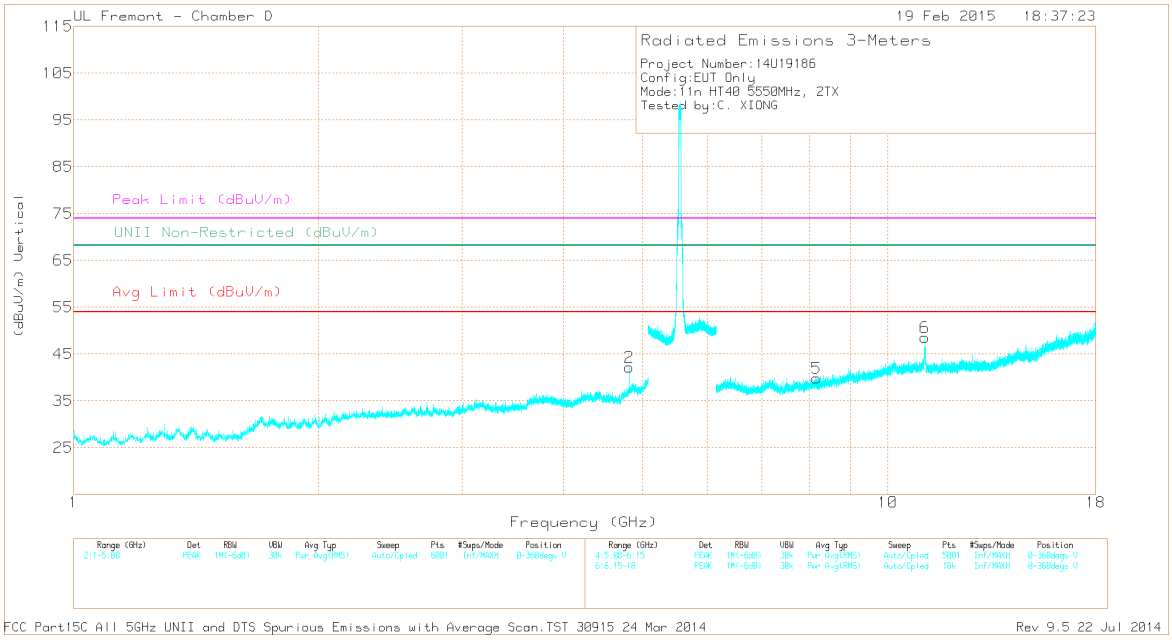

This report shall not be reproduced except in full, without the written approval of UL Verification Services Inc. .

DATA

	Frequency (GHz)	Meter Reading (dBuV)	Det	AF T711 (dB/m)	Amp/Cbl/Fltr/Pad (dB)	Corrected Reading (dBuV/m)	Avg Limit (dBuV/m)	Margin (dB)	Peak Limit (dBuV/m)	PK Margin (dB)	UNII Non-Restricted (dBuV/m)	PK Margin (dB)	Azimuth (Degs)	Height (cm)	Polarity
1	* 4.81	43.24	PK1	34	-27.5	49.74	-	-	74	-24.26	-	-	312	158	H
	* 4.81	36.55	AD1	34	-27.5	43.05	54	-10.95	-	-	-	-	312	158	H
2	* 4.81	40.77	PK1	34	-27.5	47.27	-	-	74	-26.73	-	-	11	195	V
	* 4.81	31.81	AD1	34	-27.5	38.31	54	-15.69	-	-	-	-	11	195	V
4	* 8.404	35.35	PK1	36.1	-24.1	47.35	-	-	74	-26.65	-	-	4	107	H
	* 8.403	24.44	AD1	36.1	-24.1	36.44	54	-17.56	-	-	-	-	4	107	H
5	* 8.169	34.78	PK1	36.1	-24.3	46.58	-	-	74	-27.42	-	-	18	117	V
	* 8.167	24.51	AD1	36.1	-24.3	36.31	54	-17.69	-	-	-	-	18	117	V
6	* 11.1	42.33	PK1	38.4	-21.8	58.93	-	-	74	-15.07	-	-	35	343	V
	* 11.1	29.35	AD1	38.4	-21.8	45.95	54	-8.05	-	-	-	-	35	343	V
3	6.289	40.55	PK1	36	-26.3	50.25	-	-	-	-	68.2	-17.95	0	105	H

* - indicates frequency in CFR15.205/IC8.10 Restricted Band

PK1 - KDB789033 Method: Peak

AD1 - KDB789033 Method: AD Primary Power Average

This report shall not be reproduced except in full, without the written approval of UL Verification Services Inc. .

9.17.5. HIGH CHANNEL HARMONICS AND SPURIOUS EMISSIONS

HIGH CHANNEL HORIZONTAL PLOT

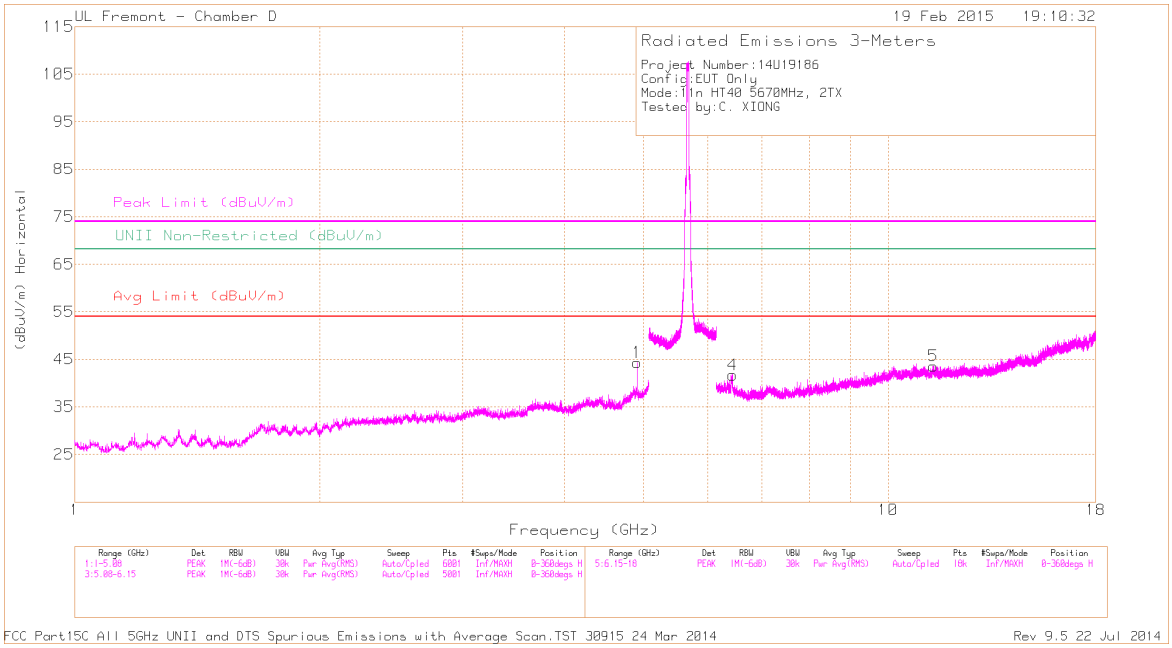

HIGH CHANNEL VERTICAL PLOT

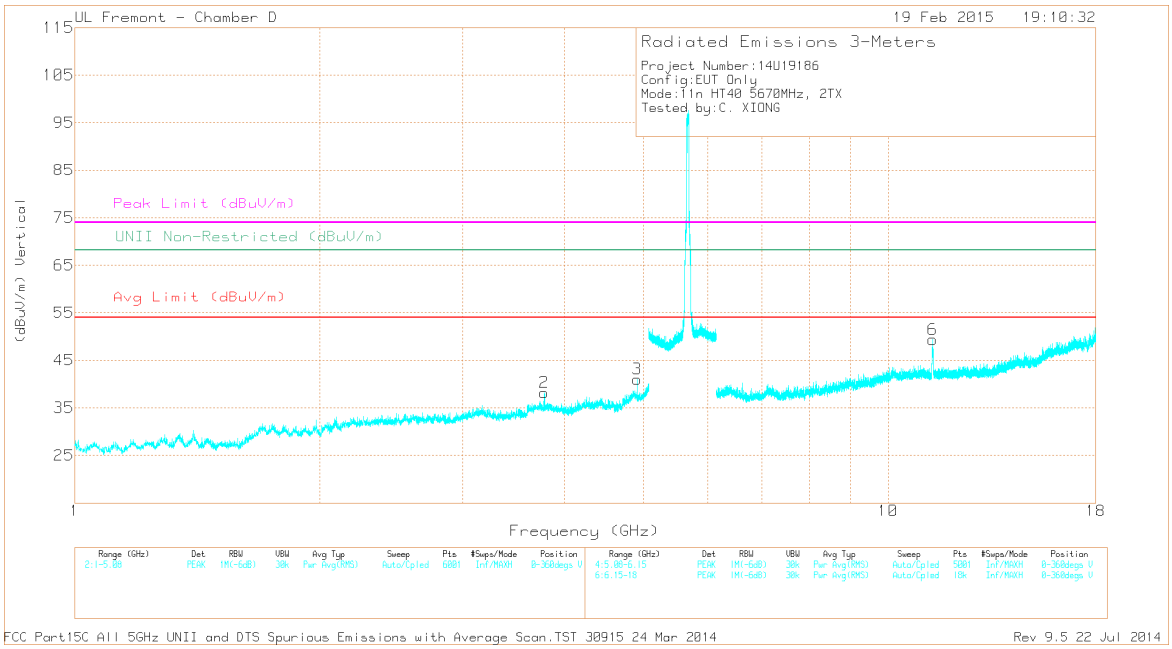

This report shall not be reproduced except in full, without the written approval of UL Verification Services Inc. .

DATA

	Frequency (GHz)	Meter Reading (dBuV)	Det	AF T711 (dB/m)	Amp/Cbl/Fltr/Pad (dB)	Corrected Reading (dBuV/m)	Avg Limit (dBuV/m)	Margin (dB)	Peak Limit (dBuV/m)	PK Margin (dB)	UNII Non-Restricted (dBuV/m)	PK Margin (dB)	Azimuth (Degs)	Height (cm)	Polarity
1	* 4.914	42.33	PK1	33.9	-26.4	49.83	-	-	74	-24.17	-	-	49	208	H
	* 4.914	35.4	AD1	33.9	-26.4	42.9	54	-11.1	-	-	-	-	49	208	H
2	* 3.78	41.01	PK1	32.9	-28.9	45.01	-	-	74	-28.99	-	-	61	102	V
	* 3.78	31.45	AD1	32.9	-28.9	35.45	54	-18.55	-	-	-	-	61	102	V
3	* 4.914	39.84	PK1	33.9	-26.4	47.34	-	-	74	-26.66	-	-	342	165	V
	* 4.914	30.89	AD1	33.9	-26.4	38.39	54	-15.61	-	-	-	-	342	165	V
5	* 11.358	34.66	PK1	38.2	-21.8	51.06	-	-	74	-22.94	-	-	6	112	H
	* 11.36	23.92	AD1	38.2	-21.8	40.32	54	-13.68	-	-	-	-	6	112	H
6	* 11.34	43.91	PK1	38.2	-22.1	60.01	-	-	74	-13.99	-	-	43	102	V
	* 11.34	31.49	AD1	38.2	-22.1	47.59	54	-6.41	-	-	-	-	43	102	V
4	6.435	39.96	PK1	36	-26.3	49.66	-	-	-	-	68.2	-18.54	0	104	H

* - indicates frequency in CFR15.205/IC8.10 Restricted Band

PK1 - KDB789033 Method: Peak

AD1 - KDB789033 Method: AD Primary Power Average

This report shall not be reproduced except in full, without the written approval of UL Verification Services Inc. .

9.17.6. CHANNEL 142 HARMONICS AND SPURIOUS EMISSIONS

CHANNEL 142 HORIZONTAL PLOT

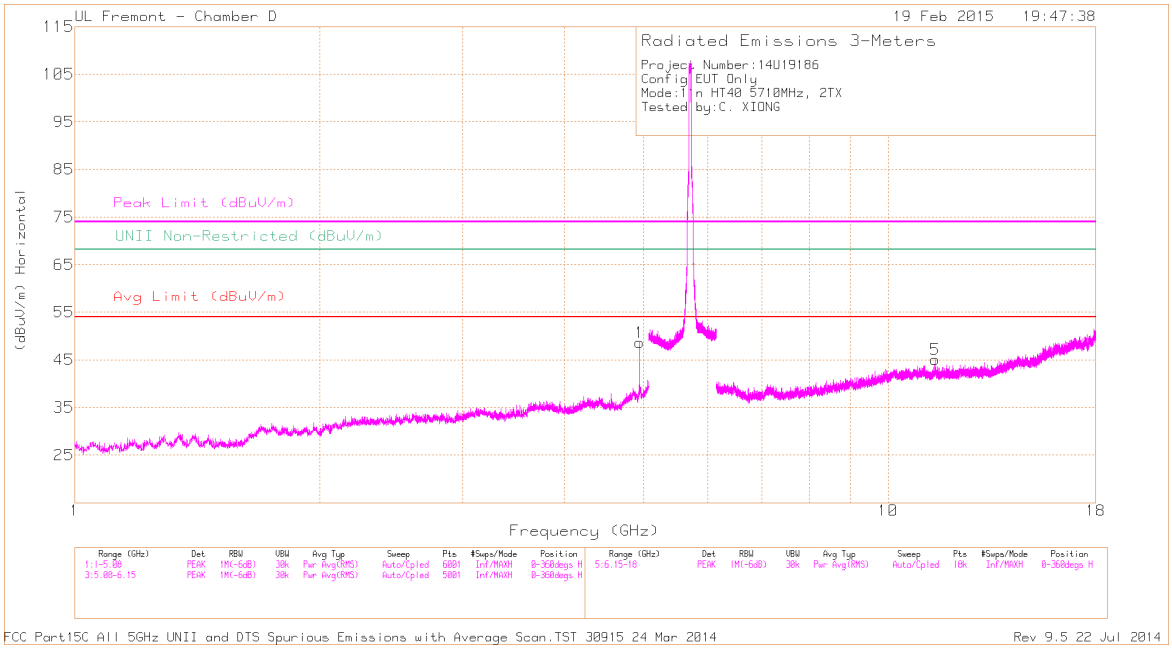

CHANNEL 142 VERTICAL PLOT

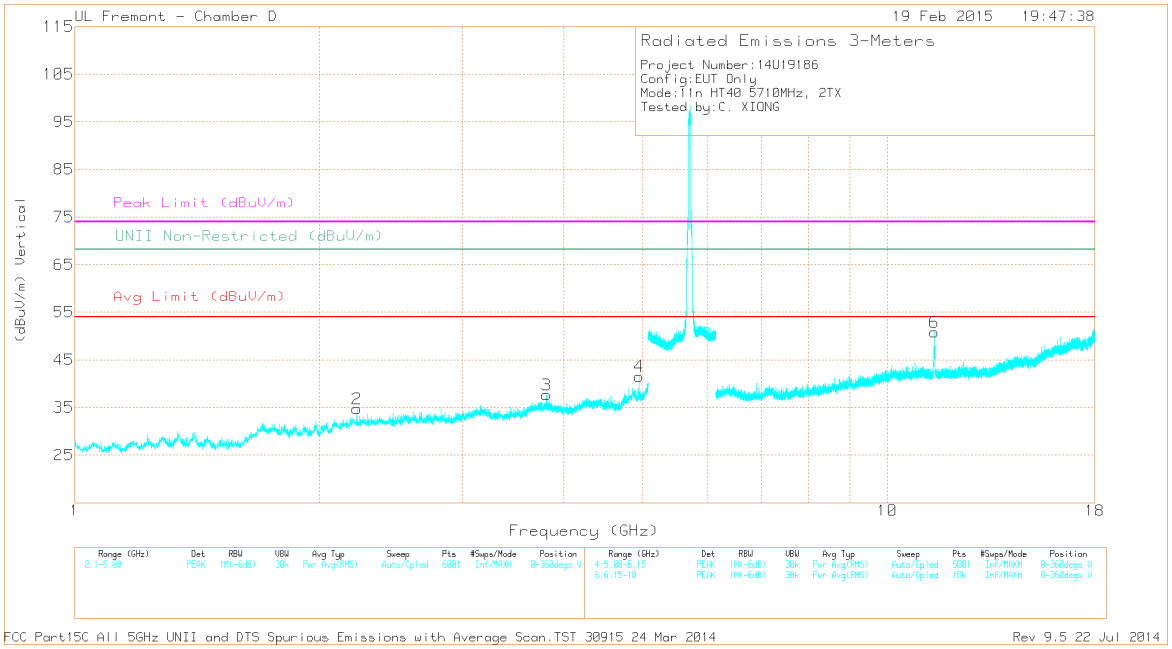

This report shall not be reproduced except in full, without the written approval of UL Verification Services Inc. .

DATA

	Frequency (GHz)	Meter Reading (dBuV)	Det	AF T711 (dB/m)	Amp/Cbl/Fltr/Pad (dB)	Corrected Reading (dBuV/m)	Avg Limit (dBuV/m)	Margin (dB)	Peak Limit (dBuV/m)	PK Margin (dB)	UNII Non-Restricted (dBuV/m)	PK Margin (dB)	Azimuth (Degs)	Height (cm)	Polarity
1	* 4.949	44.88	PK1	33.9	-26.9	51.88	-	-	74	-22.12	-	-	319	153	H
	* 4.949	40.22	AD1	33.9	-26.9	47.22	54	-6.78	-	-	-	-	319	153	H
2	* 2.221	39.24	PK1	32	-31	40.24	-	-	74	-33.76	-	-	14	136	V
	* 2.222	28.37	AD1	32	-30.9	29.47	54	-24.53	-	-	-	-	14	136	V
3	* 3.807	40.56	PK1	32.9	-28.6	44.86	-	-	74	-29.14	-	-	64	276	V
	* 3.807	31.88	AD1	32.9	-28.6	36.18	54	-17.82	-	-	-	-	64	276	V
4	* 4.948	40.96	PK1	33.9	-26.9	47.96	-	-	74	-26.04	-	-	352	167	V
	* 4.949	32.85	AD1	33.9	-26.9	39.85	54	-14.15	-	-	-	-	352	167	V
5	* 11.43	36.48	PK1	38.2	-21.6	53.08	-	-	74	-20.92	-	-	339	300	H
	* 11.43	25.09	AD1	38.2	-21.6	41.69	54	-12.31	-	-	-	-	339	300	H
6	* 11.42	41.92	PK1	38.2	-21.6	58.52	-	-	74	-15.48	-	-	45	335	V
	* 11.42	28.44	AD1	38.2	-21.6	45.04	54	-8.96	-	-	-	-	45	335	V

* - indicates frequency in CFR15.205/IC8.10 Restricted Band

PK1 - KDB789033 Method: Peak

AD1 - KDB789033 Method: AD Primary Power Average

This report shall not be reproduced except in full, without the written approval of UL Verification Services Inc. .

9.18. TX ABOVE 1 GHz 802.11ac VHT80 1TX SISO MODE IN THE 5.6 GHz BAND

9.18.1. RESTRICTED BANDEDGE (LOW CHANNEL)

LOW CHANNEL HORIZONTAL PLOT

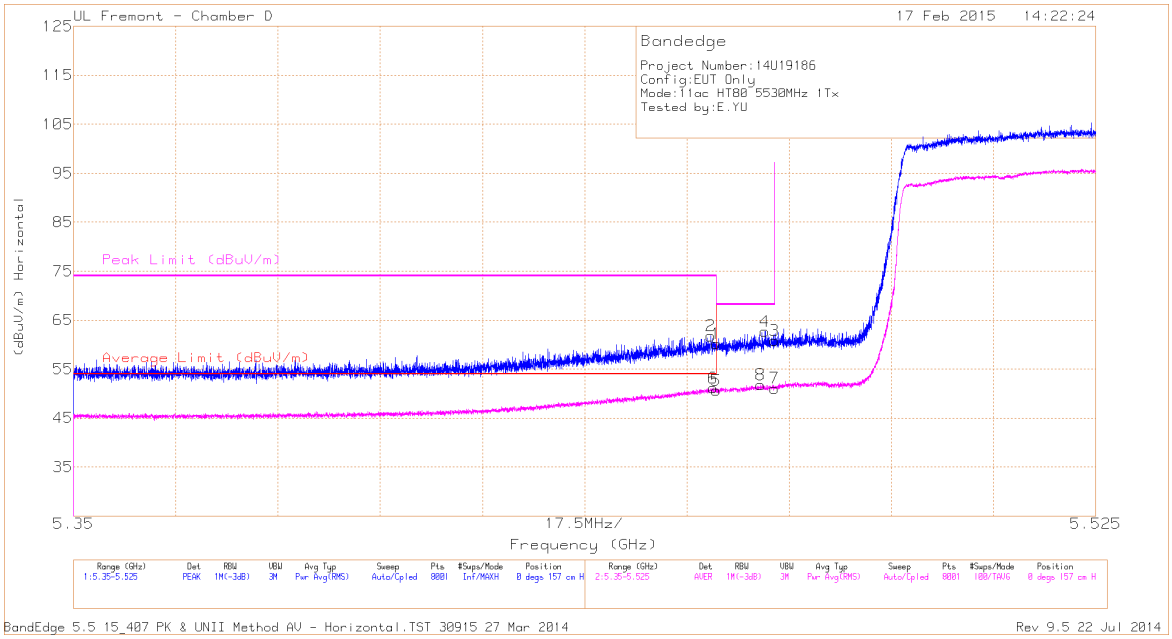

DATA

Marker	Frequency (GHz)	Meter Reading (dBuV)	Det	AF T711 (dB/m)	Amp/Cbl/Fltr/Pad (dB)	DC Corr (dB)	Corrected Reading (dBuV/m)	Average Limit (dBuV/m)	Margin (dB)	Peak Limit (dBuV/m)	PK Margin (dB)	Azimuth (Degs)	Height (cm)	Polarity
2	* 5.459	45.28	PK	34.5	-18	0	61.78	-	-	74	-12.22	0	157	H
6	* 5.459	34.45	RMS	34.5	-18	.16	51.11	54	-2.89	-	-	0	157	H
1	* 5.46	43.69	PK	34.5	-18	0	60.19	-	-	74	-13.81	0	157	H
5	* 5.46	33.98	RMS	34.5	-18	.16	50.64	54	-3.36	-	-	0	157	H
4	5.468	46.19	PK	34.5	-18	0	62.69	-	-	68.2	-5.51	0	157	H
8	5.468	35.13	RMS	34.5	-18	.16	51.79	-	-	-	-	0	157	H
3	5.47	44.29	PK	34.5	-18	0	60.79	-	-	68.2	-7.41	0	157	H
7	5.47	34.39	RMS	34.5	-18	.16	51.05	-	-	-	-	0	157	H

* - indicates frequency in CFR15.205/IC8.10 Restricted Band

PK - Peak detector

RMS - RMS detection

This report shall not be reproduced except in full, without the written approval of UL Verification Services Inc. .

LOW CHANNEL VERTICAL PLOT

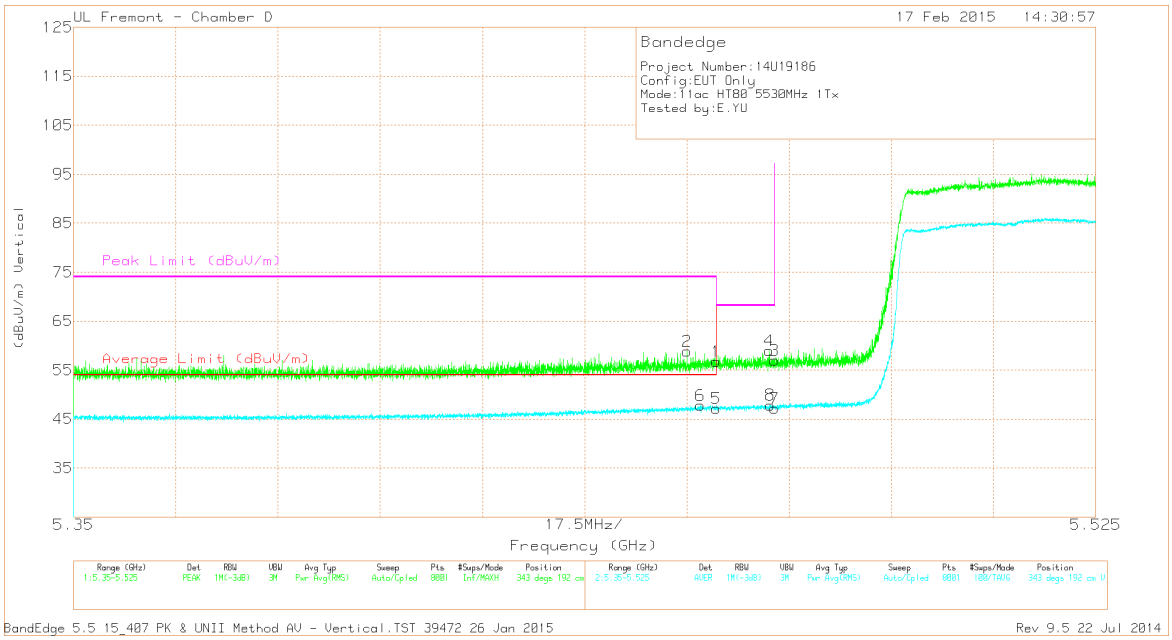

DATA

Marker	Frequency (GHz)	Meter Reading (dBuV)	Det	AF T711 (dB/m)	Amp/Cbl/Fltr/Pad (dB)	DC Corr (dB)	Corrected Reading (dBuV/m)	Average Limit (dBuV/m)	Margin (dB)	Peak Limit (dBuV/m)	PK Margin (dB)	Azimuth (Degs)	Height (cm)	Polarity
2	* 5.455	42.49	PK	34.5	-18.1	0	58.89	-	-	74	-15.11	343	192	V
6	* 5.457	31.09	RMS	34.5	-18	.16	47.75	54	-6.25	-	-	343	192	V
1	* 5.46	40.3	PK	34.5	-18	0	56.8	-	-	74	-17.2	343	192	V
5	* 5.46	30.48	RMS	34.5	-18	.16	47.13	54	-6.87	-	-	343	192	V
4	5.469	42.45	PK	34.5	-18	0	58.95	-	-	68.2	-9.25	343	192	V
8	5.469	31.16	RMS	34.5	-18	.16	47.82	-	-	-	-	343	192	V
3	5.47	40.49	PK	34.5	-18	0	56.99	-	-	68.2	-11.21	343	192	V
7	5.47	30.53	RMS	34.5	-18	.16	47.19	-	-	-	-	343	192	V

* - indicates frequency in CFR15.205/IC8.10 Restricted Band

PK - Peak detector

RMS - RMS detection

This report shall not be reproduced except in full, without the written approval of UL Verification Services Inc. .

9.18.2. LOW CHANNEL HARMONICS AND SPURIOUS EMISSIONS

LOW CHANNEL HORIZONTAL PLOT

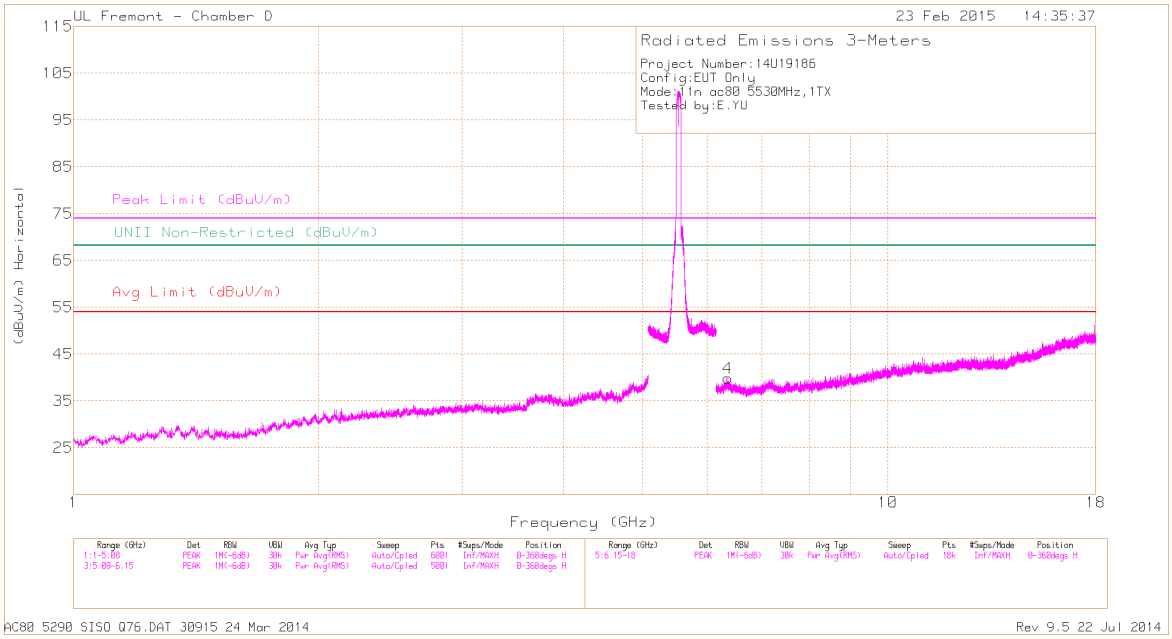

LOW CHANNEL VERTICAL PLOT

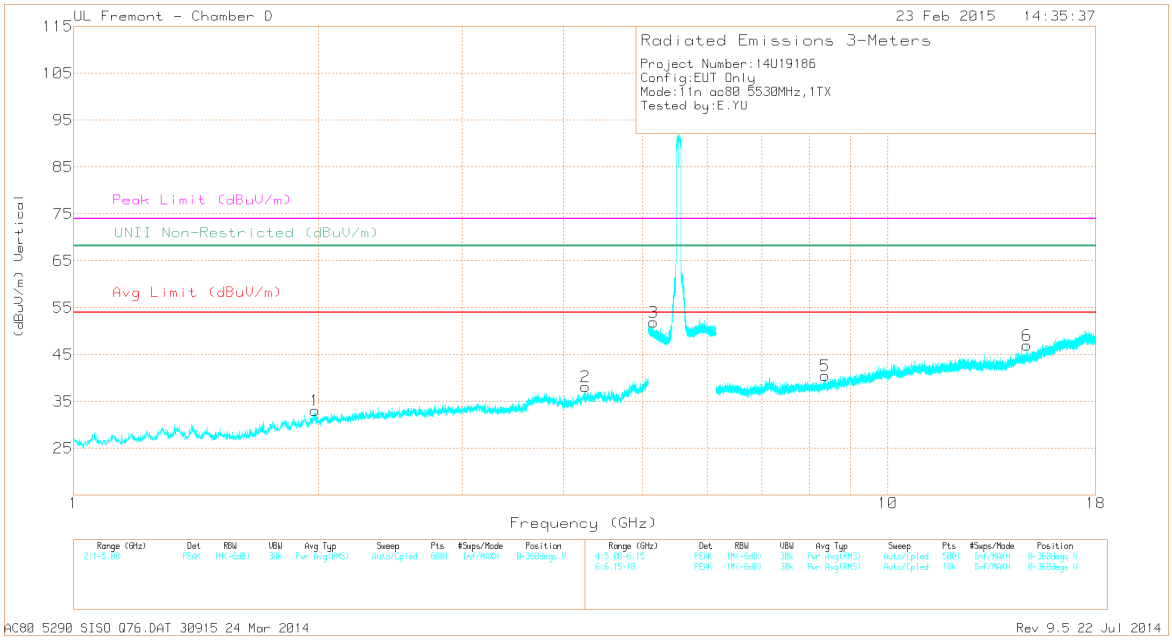

This report shall not be reproduced except in full, without the written approval of UL Verification Services Inc. .

DATA

	Frequency (GHz)	Meter Reading (dBuV)	Det	AF T344 (dB/m)	Amp/Cbl/ Fltr/Pad (dB)	DC Corr (dB)	Corrected Reading (dBuV/m)	Avg Limit (dBuV/m)	Margin (dB)	Peak Limit (dBuV/m)	PK Margin (dB)	UNII Non-Restricted (dBuV/m)	PK Margin (dB)	Azimuth (Degs)	Height (cm)	Polarity
2	* 4.254	38.02	PK1	33.5	-27.7	0	43.82	-	-	74	-30.18	-	-	119	200	V
	* 4.254	26.4	AD1	33.5	-27.7	.16	32.36	54	-21.64	-	-	-	-	119	200	V
5	* 8.366	35.96	PK1	35.7	-23.9	0	47.76	-	-	74	-26.24	-	-	45	205	V
	* 8.367	23.7	AD1	35.7	-23.9	.16	35.66	54	-18.34	-	-	-	-	45	205	V
1	1.98	43.49	PK1	31	-30.8	0	43.69	-	-	-	-	68.2	-24.51	43	369	V
3	5.155	42.12	PK1	34.3	-18.5	0	57.92	-	-	-	-	68.2	-10.28	87	183	V
4	6.355	36.87	PK1	35.4	-25.9	0	46.37	-	-	-	-	68.2	-21.83	82	100	H
6	14.812	35.46	PK1	39.7	-22.5	0	52.66	-	-	-	-	68.2	-15.54	203	150	V

* - indicates frequency in CFR15.205/IC8.10 Restricted Band

PK1 - KDB789033 Method: Peak

AD1 - KDB789033 Method: AD Primary Power Average

UL VERIFICATION SERVICES INC. FORM NO: CCSUP4701J
47173 BENICIA STREET, FREMONT, CA 94538, USA TEL: (510) 771-1000 FAX: (510) 661-0888
This report shall not be reproduced except in full, without the written approval of UL Verification Services Inc. .

9.18.3. MID CHANNEL HARMONICS AND SPURIOUS EMISSIONS

MID CHANNEL HORIZONTAL PLOT

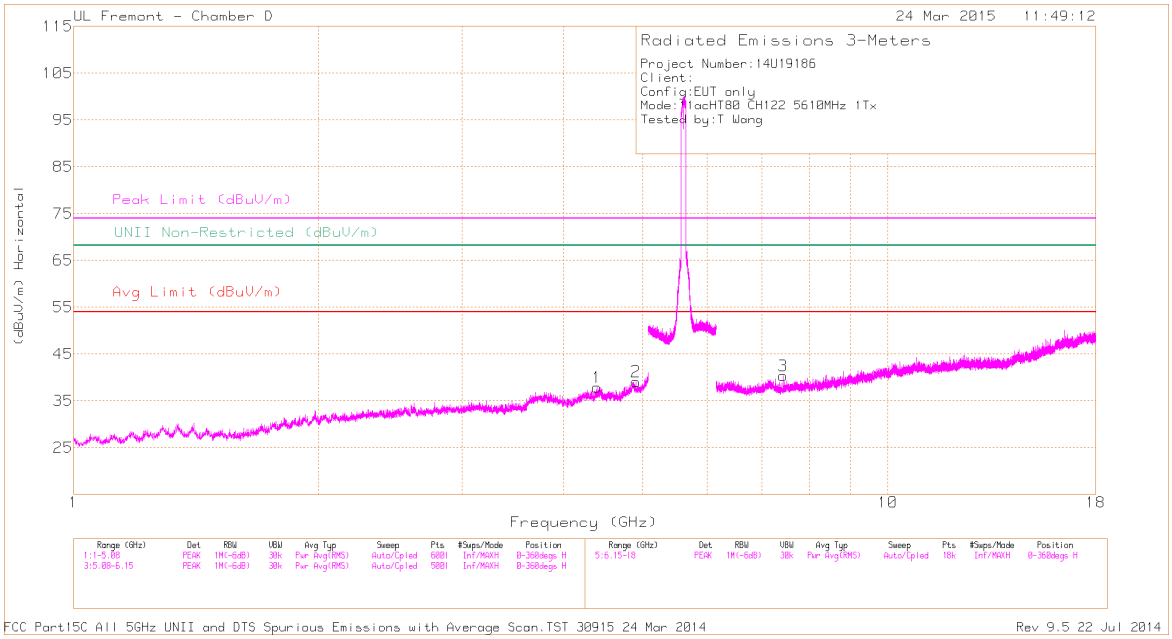

MID CHANNEL VERTICAL PLOT

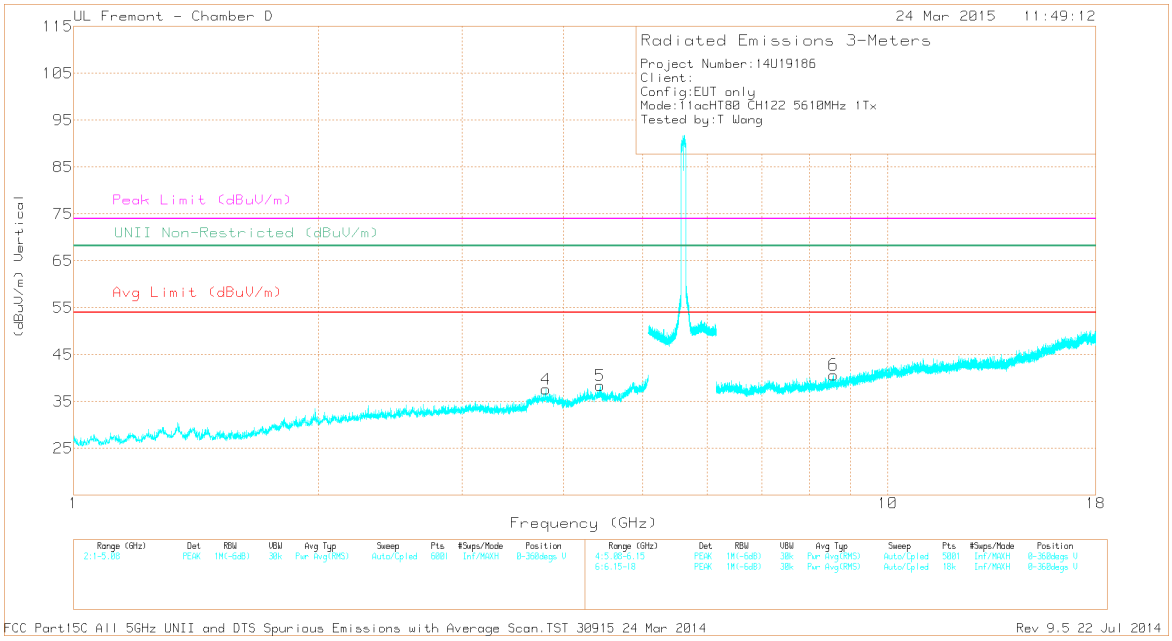

This report shall not be reproduced except in full, without the written approval of UL Verification Services Inc. .

DATA

Marker	Frequency (GHz)	Meter Reading (dBuV)	Det	AF T344 (dB/m)	Amp/Cbl/Fltr/ Pad (dB)	DC Corr (dB)	Corrected Reading (dBuV/m)	Avg Limit (dBuV/m)	Margin (dB)	Peak Limit (dBuV/m)	PK Margin (dB)	UNII Non-Restricted (dBuV/m)	PK Margin (dB)	Azimuth (Degs)	Height (cm)	Polarity
1	* 4.905	37.18	PK1	34.1	-26.1	0	45.18	-	-	74	-28.82	-	-	356	169	H
	* 4.907	25.66	AD1	34.1	-26.2	.16	33.72	54	-20.28	-	-	-	-	356	169	H
2	* 4.395	38.08	PK1	33.9	-27.6	0	44.38	-	-	74	-29.62	-	-	361	174	H
	* 4.394	26.27	AD1	33.9	-27.6	.16	32.73	54	-21.27	-	-	-	-	361	174	H
4	* 3.804	39.39	PK1	33.4	-28.6	0	44.19	-	-	74	-29.81	-	-	164	337	V
	* 3.805	27.03	AD1	33.4	-28.6	.16	31.99	54	-22.01	-	-	-	-	164	337	V
3	* 7.435	35.24	PK1	35.5	-25	0	45.74	-	-	74	-28.26	-	-	343	178	H
	* 7.434	24.52	AD1	35.5	-25	.16	35.18	54	-18.82	-	-	-	-	343	178	H
5	4.43	37.75	PK1	33.9	-27.5	0	44.15	-	-	-	-	68.2	-24.05	168	342	V
6	8.572	35.02	PK1	35.8	-23.1	0	47.72	-	-	-	-	68.2	-20.48	176	344	V

* - indicates frequency in CFR15.205/IC8.10 Restricted Band

PK1 - KDB789033 Method: Peak

AD1 - KDB789033 Method: AD Primary Power Average

This report shall not be reproduced except in full, without the written approval of UL Verification Services Inc. .

9.18.4. CHANNEL 138 HARMONICS AND SPURIOUS EMISSIONS

HIGH CHANNEL HORIZONTAL PLOT

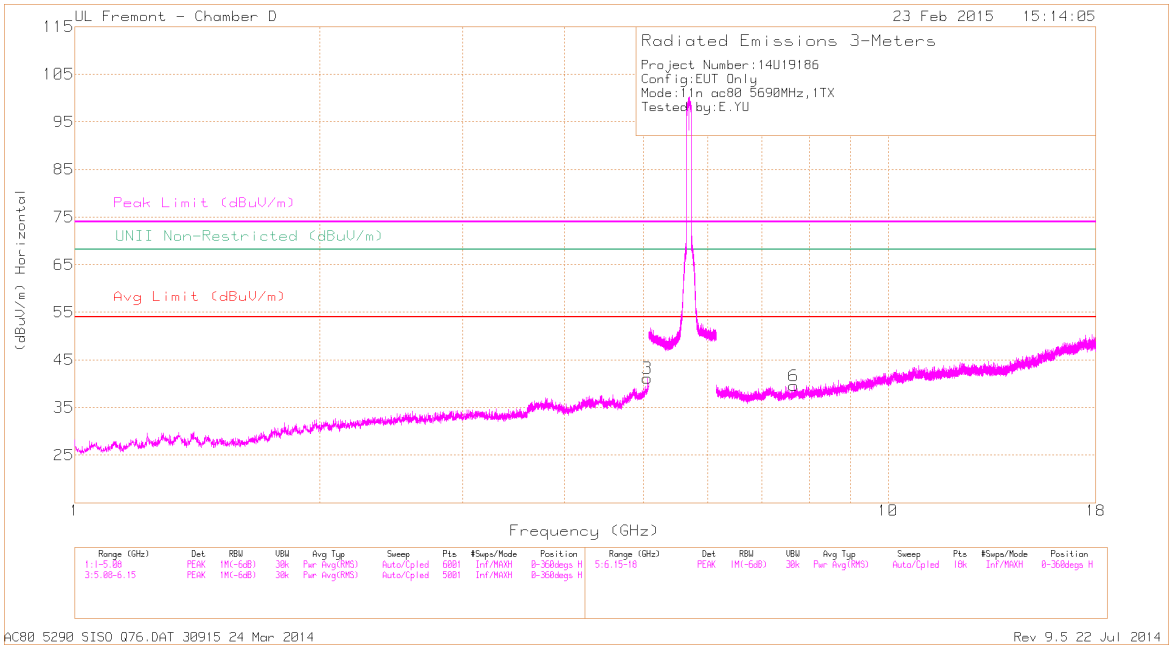

HIGH CHANNEL VERTICAL PLOT

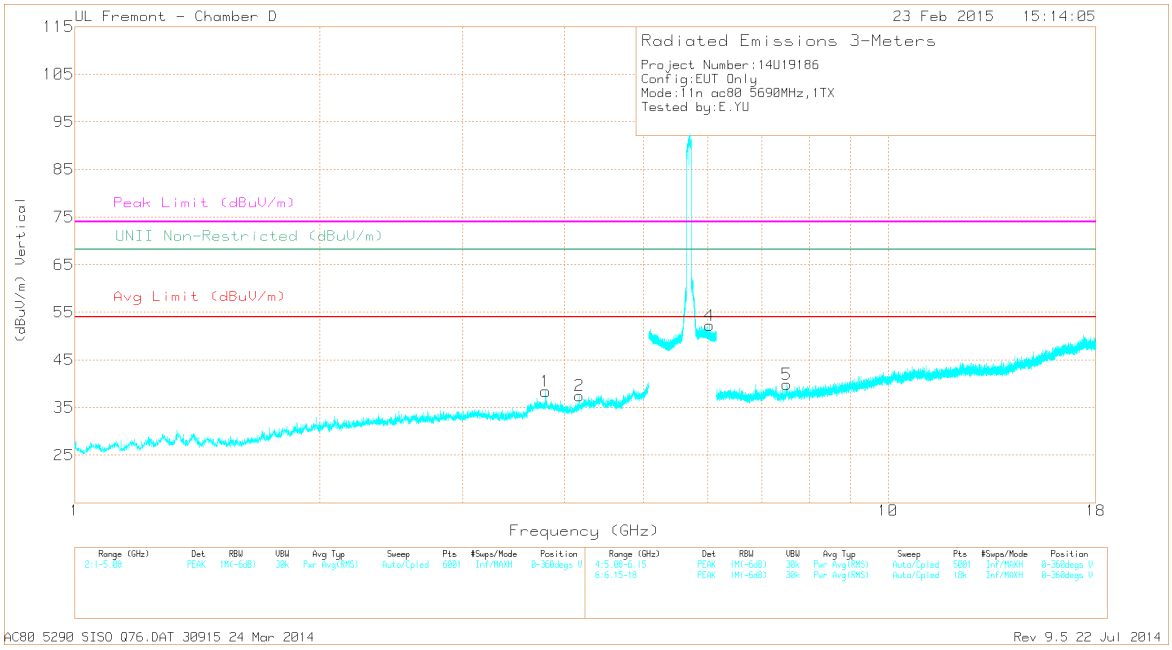

This report shall not be reproduced except in full, without the written approval of UL Verification Services Inc. .

DATA

Marker	Frequency (GHz)	Meter Reading (dBuV)	Det	AF T344 (dB/m)	Amp/Cbl/ Fltr/Pad (dB)	DC Corr (dB)	Corrected Reading (dBuV/ m)	Avg Limit (dBuV/m)	Margin (dB)	Peak Limit (dBuV/m)	PK Margin (dB)	UNII Non-Restricted (dBuV/m)	PK Margin (dB)	Azimuth (Degs)	Height (cm)	Polarity
3	* 5.057	39.66	PK1	34.3	-25.9	0	48.06	-	-	74	-25.94	-	-	191	136	H
	* 5.058	29.96	AD1	34.3	-25.9	.16	38.52	54	-15.48	-	-	-	-	191	136	H
1	* 3.793	40.86	PK1	33.3	-28.7	0	45.46	-	-	74	-28.54	-	-	224	142	V
	* 3.793	31.41	AD1	33.3	-28.7	.16	36.17	54	-17.83	-	-	-	-	224	142	V
2	* 4.175	38.35	PK1	33.5	-28.3	0	43.55	-	-	74	-30.45	-	-	64	156	V
	* 4.175	26.65	AD1	33.5	-28.3	.16	32.01	54	-21.99	-	-	-	-	64	156	V
6	* 7.658	36.76	PK1	35.6	-25.4	0	46.96	-	-	74	-27.04	-	-	346	204	H
	* 7.658	24.67	AD1	35.6	-25.4	.16	35.03	54	-18.97	-	-	-	-	346	204	H
5	* 7.506	35.95	PK1	35.5	-24.4	0	47.05	-	-	74	-26.95	-	-	129	180	V
	* 7.505	24.66	AD1	35.5	-24.3	.16	36.02	54	-17.98	-	-	-	-	129	180	V
4	6.035	41.54	PK1	35.5	-17.7	0	59.34	-	-	-	-	68.2	-8.86	129	100	V

* - indicates frequency in CFR15.205/IC8.10 Restricted Band

PK1 - KDB789033 Method: Peak

AD1 - KDB789033 Method: AD Primary Power Average

UL VERIFICATION SERVICES INC. FORM NO: CCSUP4701J
47173 BENICIA STREET, FREMONT, CA 94538, USA TEL: (510) 771-1000 FAX: (510) 661-0888
This report shall not be reproduced except in full, without the written approval of UL Verification Services Inc. .

9.19. TX ABOVE 1 GHz 802.11ac VHT80 2TX CDD MODE IN THE 5.6 GHz BAND

9.19.1. RESTRICTED BANDEDGE (LOW CHANNEL)

LOW CHANNEL HORIZONTAL PLOT

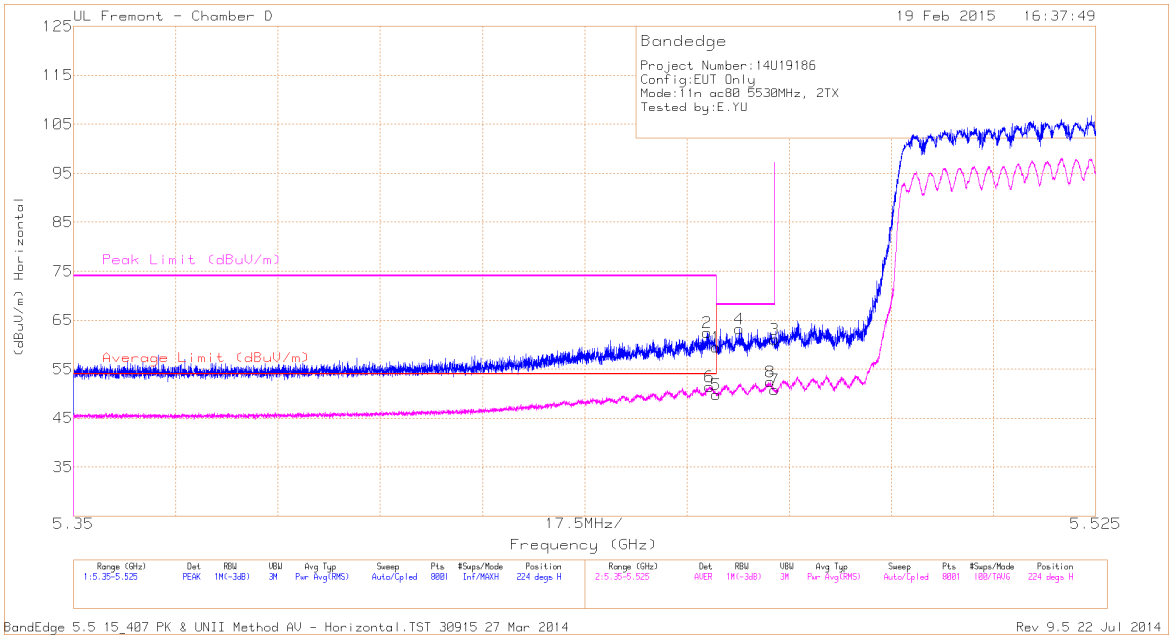

DATA

Marker	Frequency (GHz)	Meter Reading (dBuV)	Det	AF T711 (dB/m)	Amp/Cbl/Fltr/Pad (dB)	DC Corr (dB)	Corrected Reading (dBuV/m)	Average Limit (dBuV/m)	Margin (dB)	Peak Limit (dBuV/m)	PK Margin (dB)	Azimuth (Degs)	Height (cm)	Polarity
2	* 5.458	45.93	PK	34.5	-18	0	62.43	-	-	74	-11.57	224	108	H
6	* 5.459	34.68	RMS	34.5	-18	.21	51.39	54	-2.61	-	-	224	108	H
1	* 5.46	42.99	PK	34.5	-18	0	59.49	-	-	74	-14.51	224	108	H
5	* 5.46	33.03	RMS	34.5	-18	.21	49.74	54	-4.26	-	-	224	108	H
4	5.464	46.76	PK	34.5	-18	0	63.26	-	-	68.2	-4.94	224	108	H
8	5.469	35.74	RMS	34.5	-18	.21	52.45	-	-	-	-	224	108	H
3	5.47	44.61	PK	34.5	-18	0	61.11	-	-	68.2	-7.09	224	108	H
7	5.47	34.09	RMS	34.5	-18	.21	50.8	-	-	-	-	224	108	H

* - indicates frequency in CFR15.205/IC8.10 Restricted Band

PK - Peak detector

RMS - RMS detection

This report shall not be reproduced except in full, without the written approval of UL Verification Services Inc. .

LOW CHANNEL VERTICAL PLOT

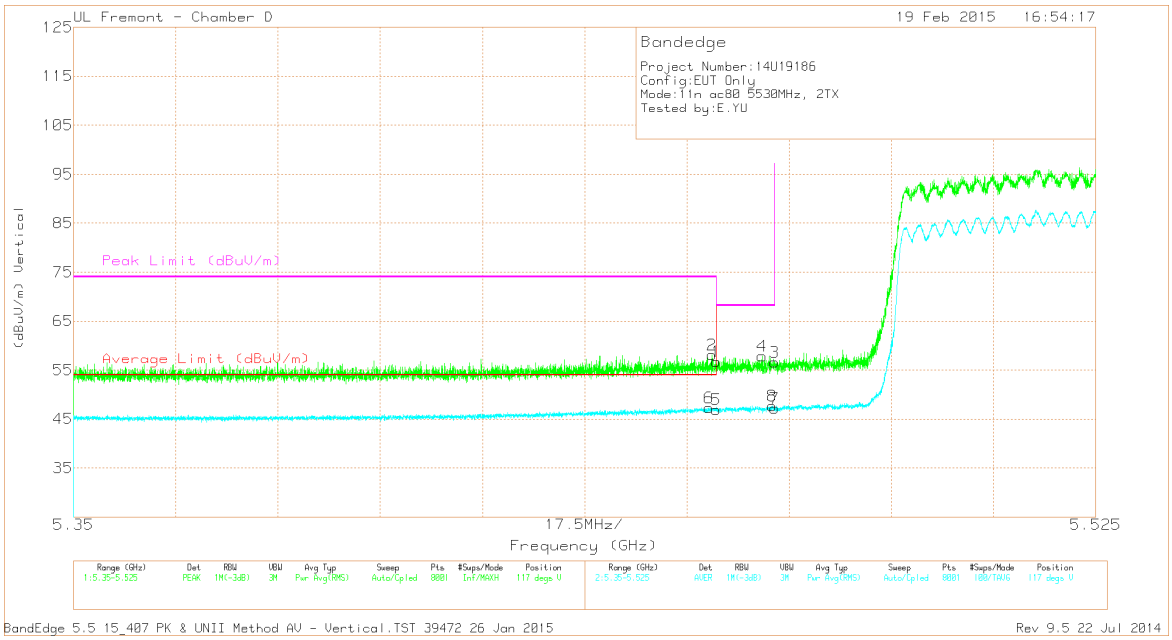

DATA

Marker	Frequency (GHz)	Meter Reading (dBuV)	Det	AF T711 (dB/m)	Amp/Cbl/Fltr/Pad (dB)	DC Corr (dB)	Corrected Reading (dBuV/m)	Average Limit (dBuV/m)	Margin (dB)	Peak Limit (dBuV/m)	PK Margin (dB)	Azimuth (Degs)	Height (cm)	Polarity
2	* 5.459	41.66	PK	34.5	-18	0	58.16	-	-	74	-15.84	117	103	V
6	* 5.459	30.63	RMS	34.5	-18	.21	47.34	54	-6.66	-	-	117	103	V
1	* 5.46	40.3	PK	34.5	-18	0	56.8	-	-	74	-17.2	117	103	V
5	* 5.46	30.28	RMS	34.5	-18	.21	46.99	54	-7.01	-	-	117	103	V
4	5.468	41.41	PK	34.5	-18	0	57.91	-	-	68.2	-10.29	117	103	V
3	5.47	40.13	PK	34.5	-18	0	56.63	-	-	68.2	-11.57	117	103	V
7	5.47	30.47	RMS	34.5	-18	.21	47.18	-	-	-	-	117	103	V
8	5.47	30.98	RMS	34.5	-18	.21	47.69	-	-	-	-	117	103	V

* - indicates frequency in CFR15.205/IC8.10 Restricted Band

PK - Peak detector

RMS - RMS detection

This report shall not be reproduced except in full, without the written approval of UL Verification Services Inc. .

9.19.2. LOW CHANNEL HARMONICS AND SPURIOUS EMISSIONS

LOW CHANNEL HORIZONTAL PLOT

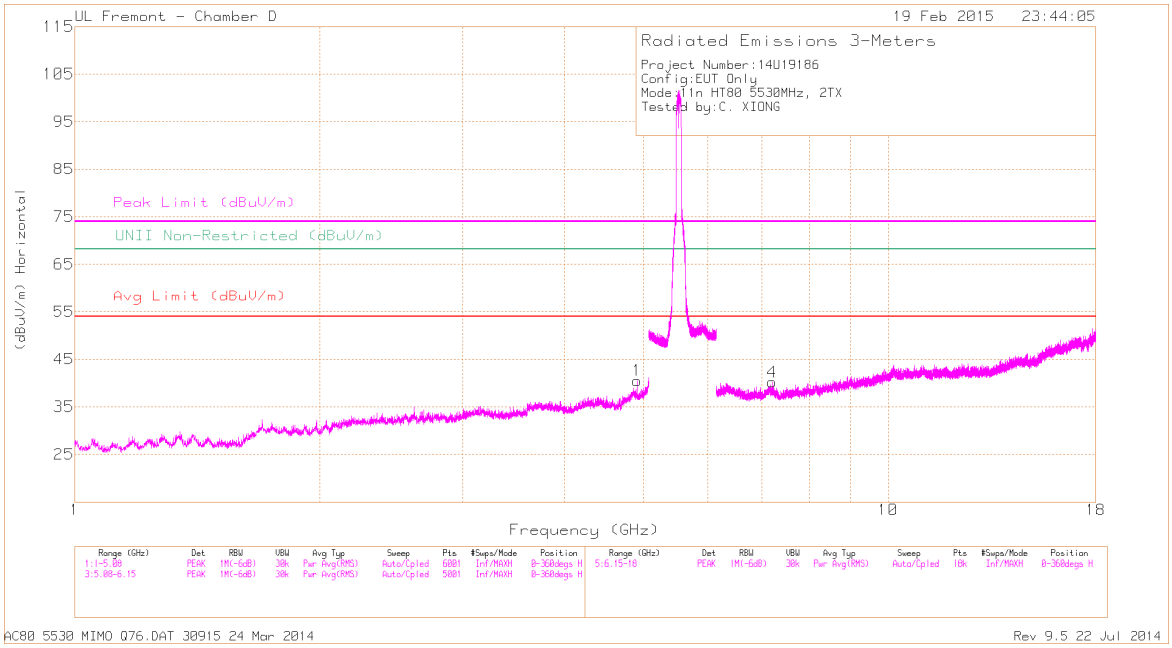

LOW CHANNEL VERTICAL PLOT

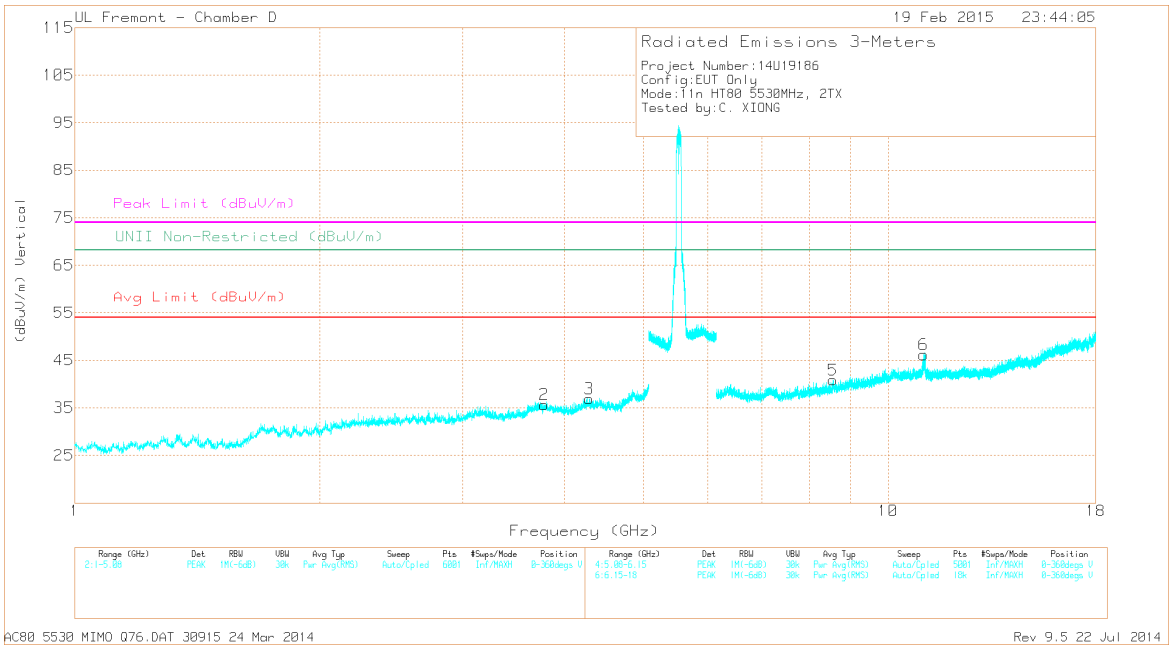

This report shall not be reproduced except in full, without the written approval of UL Verification Services Inc. .

DATA

	Frequency (GHz)	Meter Reading (dBuV)	Det	AF T711 (dB/m)	Amp/Cbl/ Fltr/Pad (dB)	DC Corr (dB)	Corrected Reading (dBuV/m)	Avg Limit (dBuV/m)	Margin (dB)	Peak Limit (dBuV/m)	PK Margin (dB)	UNII Non-Restricted (dBuV/m)	PK Margin (dB)	Azimuth (Degs)	Height (cm)	Polarity
1	* 4.915	39.85	PK1	33.9	-26.4	0	47.35	-	-	74	-26.65	-	-	321	142	H
	* 4.915	31.02	AD1	33.9	-26.4	.21	38.73	54	-15.27	-	-	-	-	321	142	H
2	* 3.778	38.15	PK1	32.9	-28.9	0	42.15	-	-	74	-31.85	-	-	132	125	V
	* 3.776	27.21	AD1	32.9	-28.9	.21	31.42	54	-22.58	-	-	-	-	132	125	V
3	* 4.287	37.81	PK1	33.4	-28	0	43.21	-	-	74	-30.79	-	-	94	125	V
	* 4.288	26.83	AD1	33.4	-28	.21	32.44	54	-21.56	-	-	-	-	94	125	V
6	* 11.068	38.04	PK1	38.3	-21.4	0	54.94	-	-	74	-19.06	-	-	224	318	V
	* 11.071	26.73	AD1	38.3	-21.4	.21	43.84	54	-10.16	-	-	-	-	224	318	V
4	7.204	35.63	PK1	35.6	-24.1	0	47.13	-	-	-	-	68.2	-21.07	164	107	H
5	8.558	35.68	PK1	36.3	-23	0	48.98	-	-	-	-	68.2	-19.22	63	146	V

* - indicates frequency in CFR15.205/IC8.10 Restricted Band

PK1 - KDB789033 Method: Peak

AD1 - KDB789033 Method: AD Primary Power Average

UL VERIFICATION SERVICES INC. FORM NO: CCSUP4701J
47173 BENICIA STREET, FREMONT, CA 94538, USA TEL: (510) 771-1000 FAX: (510) 661-0888
This report shall not be reproduced except in full, without the written approval of UL Verification Services Inc. .

9.19.3. MID CHANNEL HARMONICS AND SPURIOUS EMISSIONS

MID CHANNEL HORIZONTAL PLOT

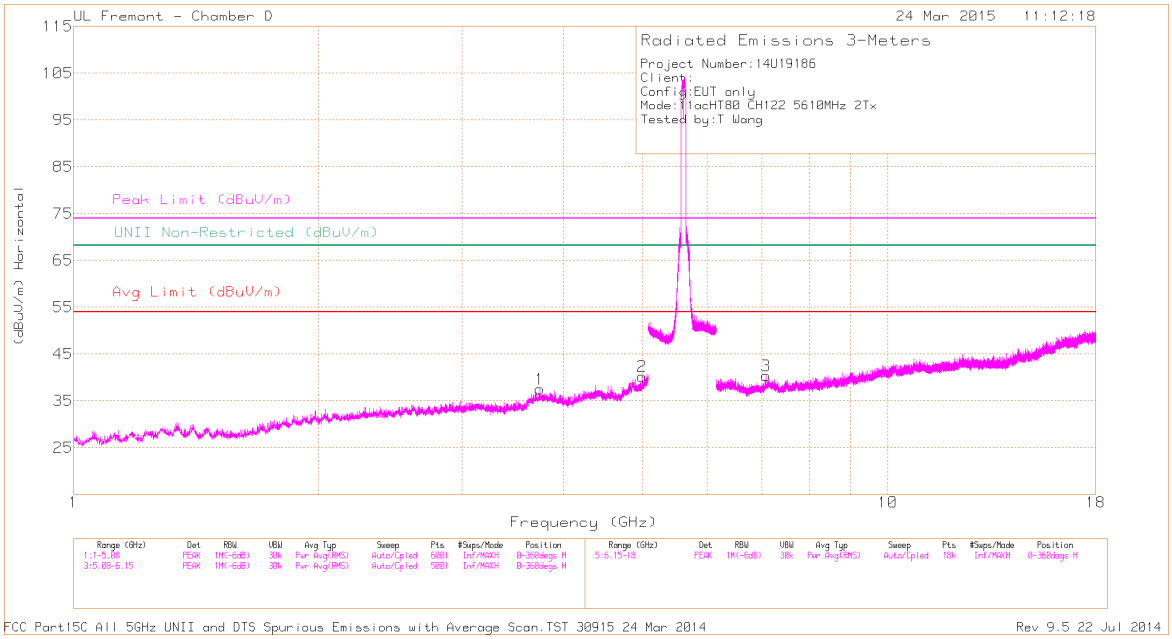

MID CHANNEL VERTICAL PLOT

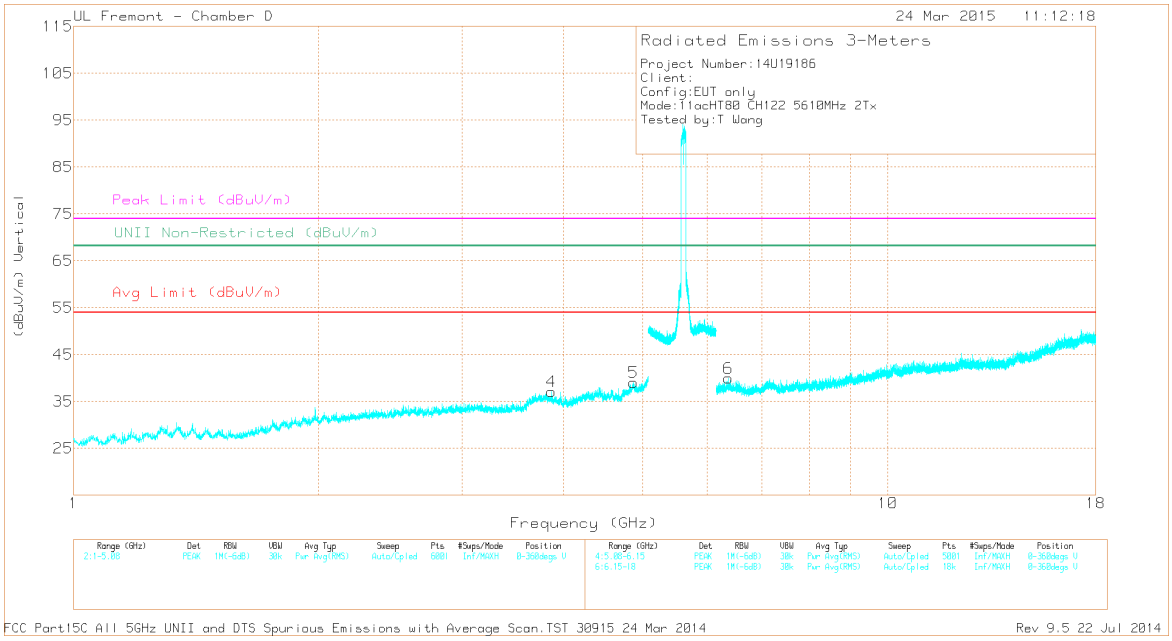

This report shall not be reproduced except in full, without the written approval of UL Verification Services Inc. .

DATA

Marker	Frequency (GHz)	Meter Reading (dBuV)	Det	AF T344 (dB/m)	Amp/Cbl/ Fltr/Pad (dB)	DC Corr (dB)	Corrected Reading (dBuV/m)	Avg Limit (dBuV/m)	Margin (dB)	Peak Limit (dBuV/m)	PK Margin (dB)	UNII Non-Restricted (dBuV/m)	PK Margin (dB)	Azimuth (Degs)	Height (cm)	Polarity
2	* 4.987	40.24	PK1	34.2	-26.9	0	47.54	-	-	74	-26.46	-	-	27	114	H
	* 4.987	30.21	AD1	34.2	-26.9	.21	37.54	54	-16.46	-	-	-	-	27	114	H
1	* 3.74	39.91	PK1	33.3	-29.1	0	44.11	-	-	74	-29.89	-	-	35	117	H
	* 3.74	27.88	AD1	33.3	-29.1	.21	32.11	54	-21.89	-	-	-	-	35	117	H
5	* 4.872	36.58	PK1	34.1	-25.2	0	45.48	-	-	74	-28.52	-	-	194	196	V
	* 4.872	25.04	AD1	34.1	-25.2	.21	33.97	54	-20.03	-	-	-	-	194	196	V
4	* 3.86	39.46	PK1	33.4	-29	0	43.86	-	-	74	-30.14	-	-	201	224	V
	* 3.861	27.9	AD1	33.4	-29	.21	32.6	54	-21.4	-	-	-	-	201	224	V
6	6.371	36.6	PK1	35.4	-26.1	0	45.9	-	-	-	-	68.2	-22.3	196	231	V
3	7.082	36.39	PK1	35.5	-25.3	0	46.59	-	-	-	-	68.2	-21.61	45	119	H

* - indicates frequency in CFR 47, Part 15 and Industry Canada RSS-Restricted Band.
PK1 - KDB789033 Method: Peak
AD1 - KDB789033 Method: AD Primary Power Average
FCC Part15C All 5GHz UNII and DTS Spurious Emissions with Average Scan.TST 30915 24 Mar 2014
Rev 9.5 22 Jul 2014

UL VERIFICATION SERVICES INC. FORM NO: CCSUP4701J
47173 BENICIA STREET, FREMONT, CA 94538, USA TEL: (510) 771-1000 FAX: (510) 661-0888
This report shall not be reproduced except in full, without the written approval of UL Verification Services Inc. .

9.19.4. CHANNEL 138 HARMONICS AND SPURIOUS EMISSIONS

HIGH CHANNEL HORIZONTAL PLOT

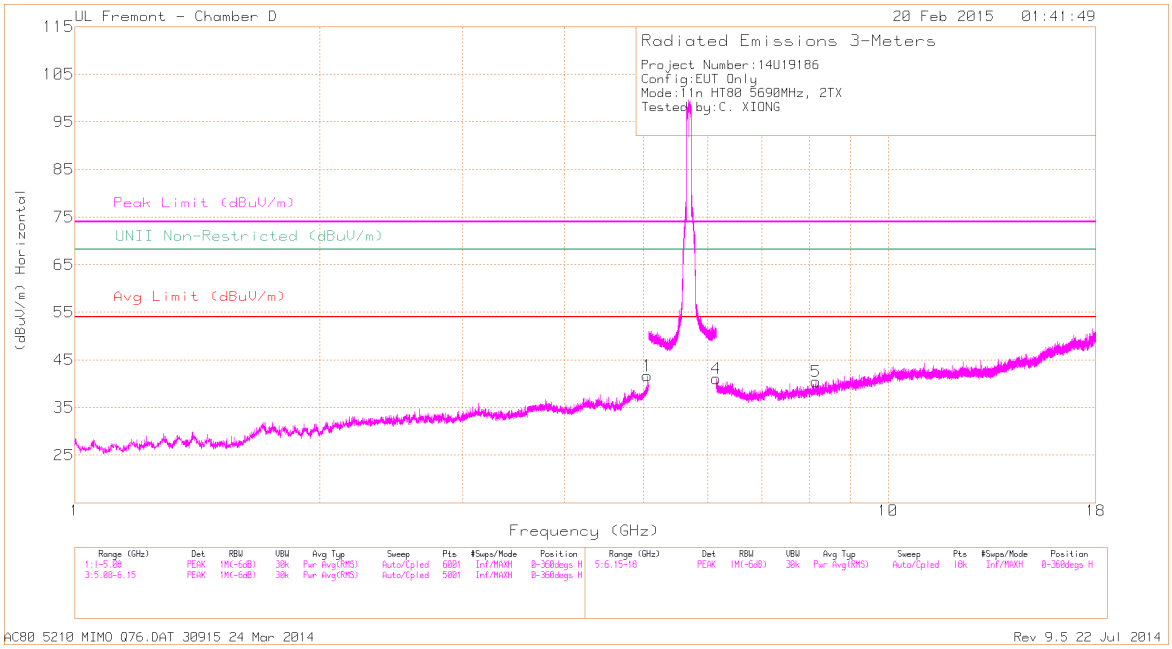

HIGH CHANNEL VERTICAL PLOT

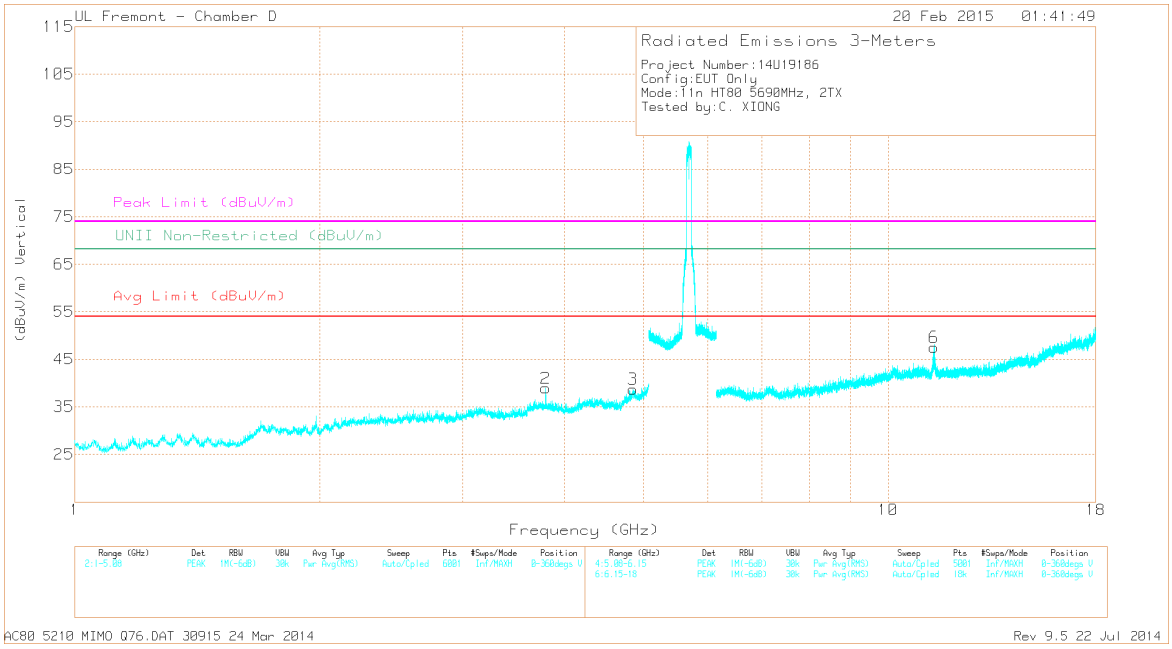

This report shall not be reproduced except in full, without the written approval of UL Verification Services Inc. .

DATA

	Frequency (GHz)	Meter Reading (dBuV)	Det	AF T711 (dB/m)	Amp/Cbl/ Fltr/Pad (dB)	DC Corr (dB)	Corrected Reading (dBuV/m)	Avg Limit (dBuV/m)	Margin (dB)	Peak Limit (dBuV/m)	PK Margin (dB)	UNII Non-Restricted (dBuV/m)	PK Margin (dB)	Azimuth (Degs)	Height (cm)	Polarity
1	* 5.058	40.42	PK1	34	-25.9	0	48.52	-	-	74	-25.48	-	-	0	185	H
	* 5.058	30.15	AD1	34	-25.9	.21	38.46	54	-15.54	-	-	-	-	0	185	H
2	* 3.793	41.27	PK1	32.9	-28.7	0	45.47	-	-	74	-28.53	-	-	5	189	V
	* 3.793	33.08	AD1	32.9	-28.7	.21	37.49	54	-16.51	-	-	-	-	5	189	V
3	* 4.855	37.45	PK1	33.9	-25.7	0	45.65	-	-	74	-28.35	-	-	18	175	V
	* 4.856	26.04	AD1	33.9	-25.6	.21	34.55	54	-19.45	-	-	-	-	18	175	V
5	* 8.147	35.88	PK1	36.1	-23.8	0	48.18	-	-	74	-25.82	-	-	88	122	H
	* 8.148	24.47	AD1	36.1	-23.8	.21	36.98	54	-17.02	-	-	-	-	89	122	H
6	* 11.38	40.31	PK1	38.2	-21.8	0	56.71	-	-	74	-17.29	-	-	55	108	V
	* 11.383	28.2	AD1	38.2	-21.8	.21	44.81	54	-9.19	-	-	-	-	55	108	V
4	6.15	39.77	PK1	35.9	-26.5	0	49.17	-	-	-	-	68.2	-19.03	49	162	H

* - indicates frequency in CFR15.205/IC8.10 Restricted Band

PK1 - KDB789033 Method: Peak

AD1 - KDB789033 Method: AD Primary Power Average

UL VERIFICATION SERVICES INC. FORM NO: CCSUP4701J
47173 BENICIA STREET, FREMONT, CA 94538, USA TEL: (510) 771-1000 FAX: (510) 661-0888
This report shall not be reproduced except in full, without the written approval of UL Verification Services Inc. .

9.20. TX ABOVE 1 GHz 802.11n HT20 SISO MODE IN THE 5.8 GHz BAND

9.20.1. RESTRICTED BANDEDGE (LOW CHANNEL)

LOW CHANNEL HORIZONTAL PLOT

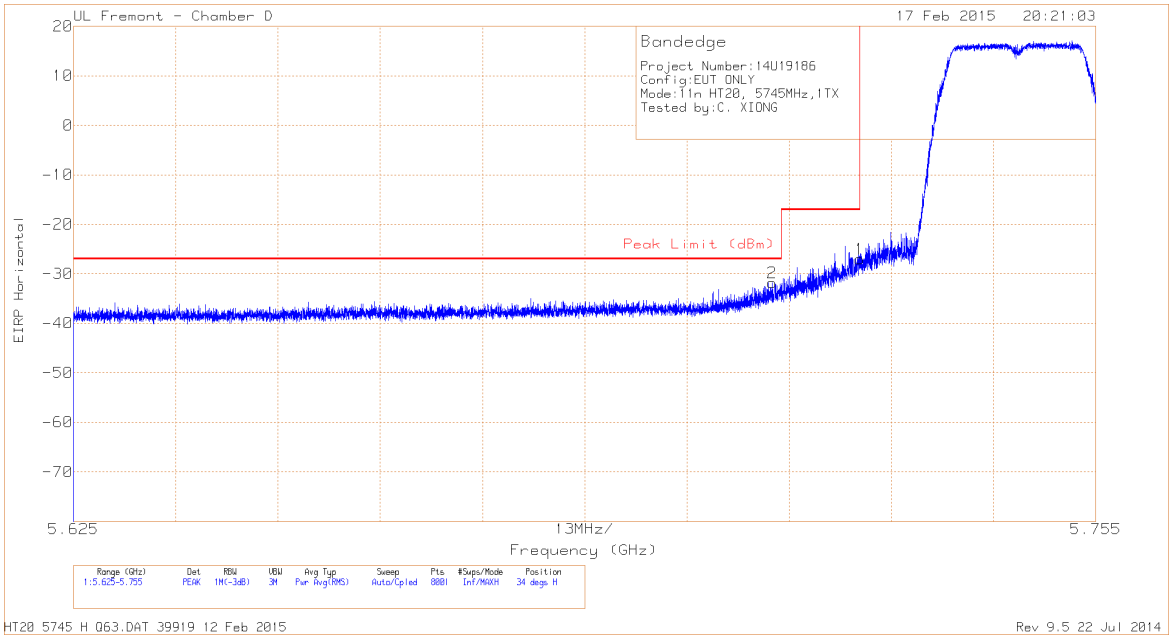

DATA

Marker	Frequency (GHz)	Meter Reading (dBm)	Det	AF T711 (dB/m)	Amp/Cbl/Fltr/Pad (dB)	Conversion Factor (dB)	Corrected Reading EIRP	Peak Limit (dBm)	PK Margin (dB)	Azimuth (Degs)	Height (cm)	Polarity
2	5.714	-61.29	PK	35.2	-17.5	11.8	-31.79	-27	-4.79	34	112	H
1	5.725	-56.39	PK	35.2	-17.6	11.8	-26.99	-17	-9.99	34	112	H

* - indicates frequency in CFR15.205/IC8.10 Restricted Band

PK - Peak detector

This report shall not be reproduced except in full, without the written approval of UL Verification Services Inc. .

LOW CHANNEL VERTICAL PLOT

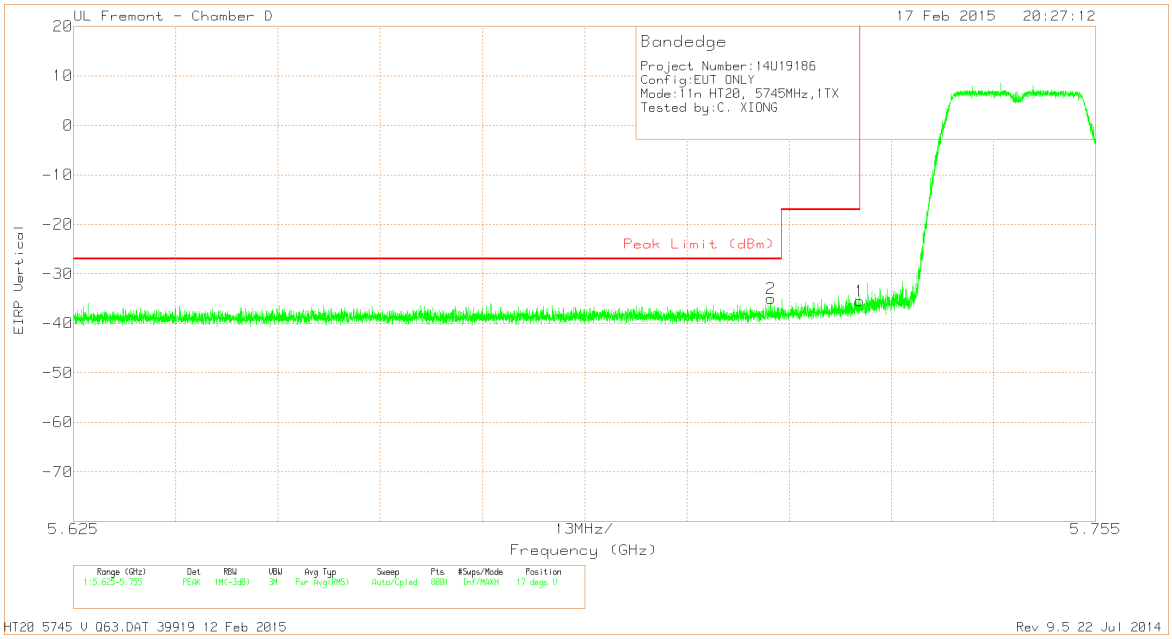

DATA

Marker	Frequency (GHz)	Meter Reading (dBm)	Det	AF T711 (dB/m)	Amp/Cbl/ Fltr/Pad (dB)	Conversion Factor (dB)	Corrected Reading EIRP	Peak Limit (dBm)	PK Margin (dB)	Azimuth (Degs)	Height (cm)	Polarity
2	5.714	-64.54	PK	35.2	-17.5	11.8	-35.04	-27	-8.04	17	114	V
1	5.725	-64.83	PK	35.2	-17.6	11.8	-35.43	-17	-18.43	17	114	V

* - indicates frequency in CFR15.205/IC8.10 Restricted Band

PK - Peak detector

This report shall not be reproduced except in full, without the written approval of UL Verification Services Inc. .

9.20.2. RESTRICTED BANDEDGE (HIGH CHANNEL)

HIGH CHANNEL HORIZONTAL PLOT

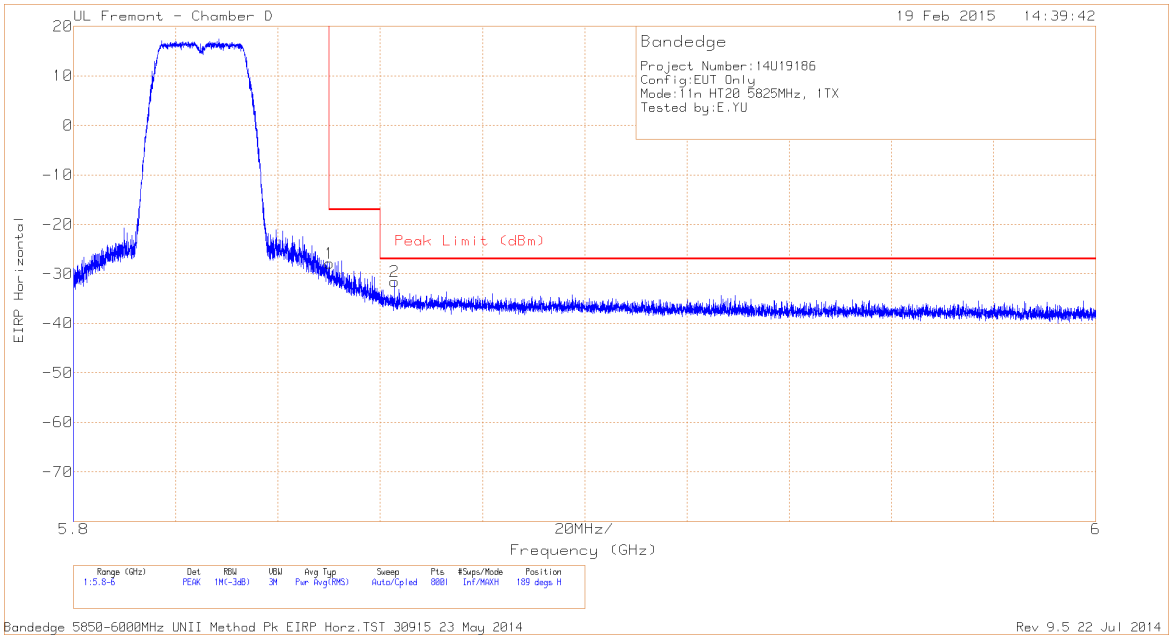

DATA

Marker	Frequency (GHz)	Meter Reading (dBm)	Det	AF T711 (dB/m)	Amp/Cbl/ Fltr/Pad (dB)	Conversion Factor (dB)	Corrected Reading EIRP	Peak Limit (dBm)	PK Margin (dB)	Azimuth (Degs)	Height (cm)	Polarity
1	5.85	-57.33	PK	35.4	-17.7	11.8	-27.83	-17	-10.83	189	119	H
2	5.863	-61.14	PK	35.4	-17.6	11.8	-31.54	-27	-4.54	189	119	H

PK - Peak detector

This report shall not be reproduced except in full, without the written approval of UL Verification Services Inc. .

HIGH CHANNEL VERTICAL PLOT

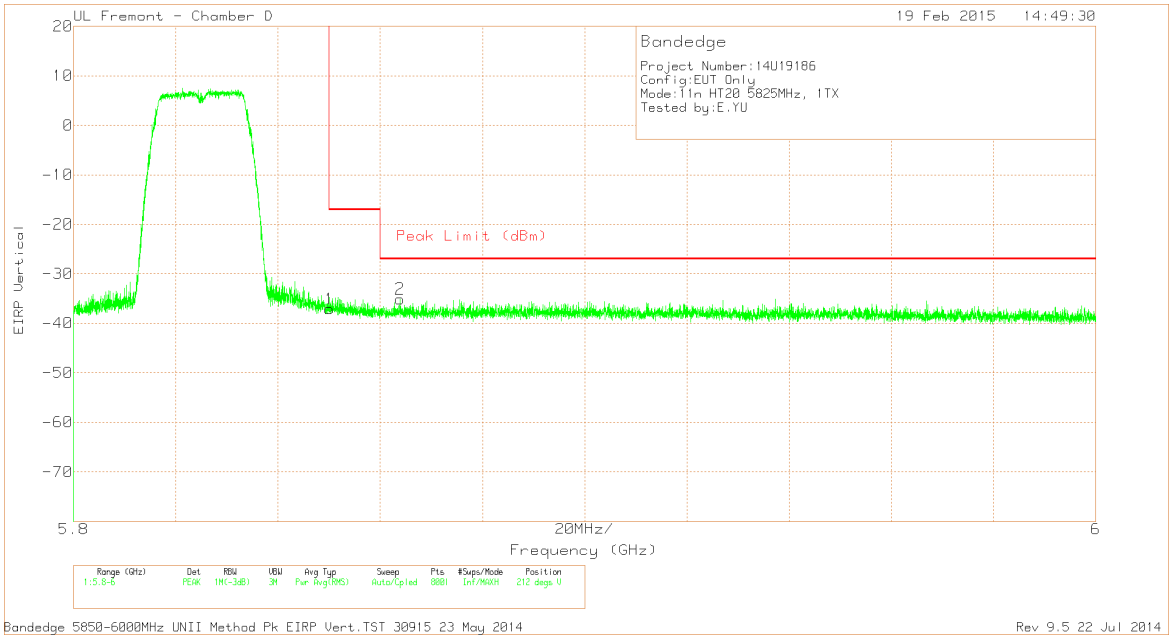

DATA

Marker	Frequency (GHz)	Meter Reading (dBm)	Det	AF T711 (dB/m)	Amp/Cbl/ Fltr/Pad (dB)	Conversion Factor (dB)	Corrected Reading EIRP	Peak Limit (dBm)	PK Margin (dB)	Azimuth (Degs)	Height (cm)	Polarity
1	5.85	-66.62	PK	35.4	-17.7	11.8	-37.12	-17	-20.12	212	99	V
2	5.864	-64.65	PK	35.4	-17.6	11.8	-35.05	-27	-8.05	212	99	V

PK - Peak detector

This report shall not be reproduced except in full, without the written approval of UL Verification Services Inc. .

9.20.3. HARMONICS AND SPURIOUS EMISSIONS

LOW CHANNEL HORIZONTAL PLOT

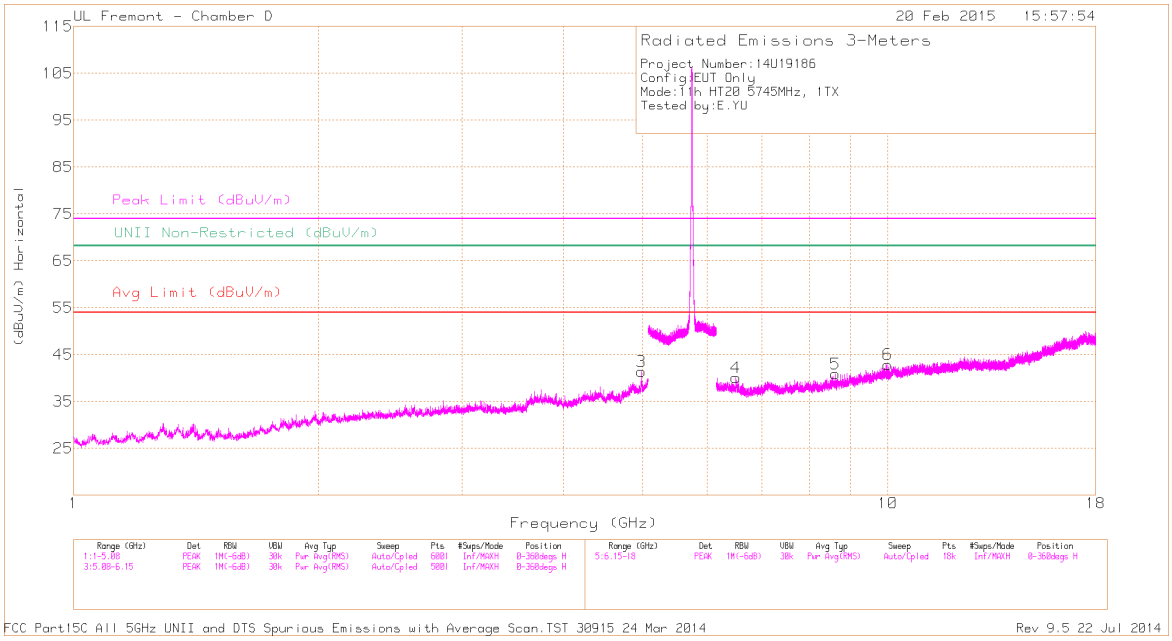

LOW CHANNEL VERTICAL PLOT

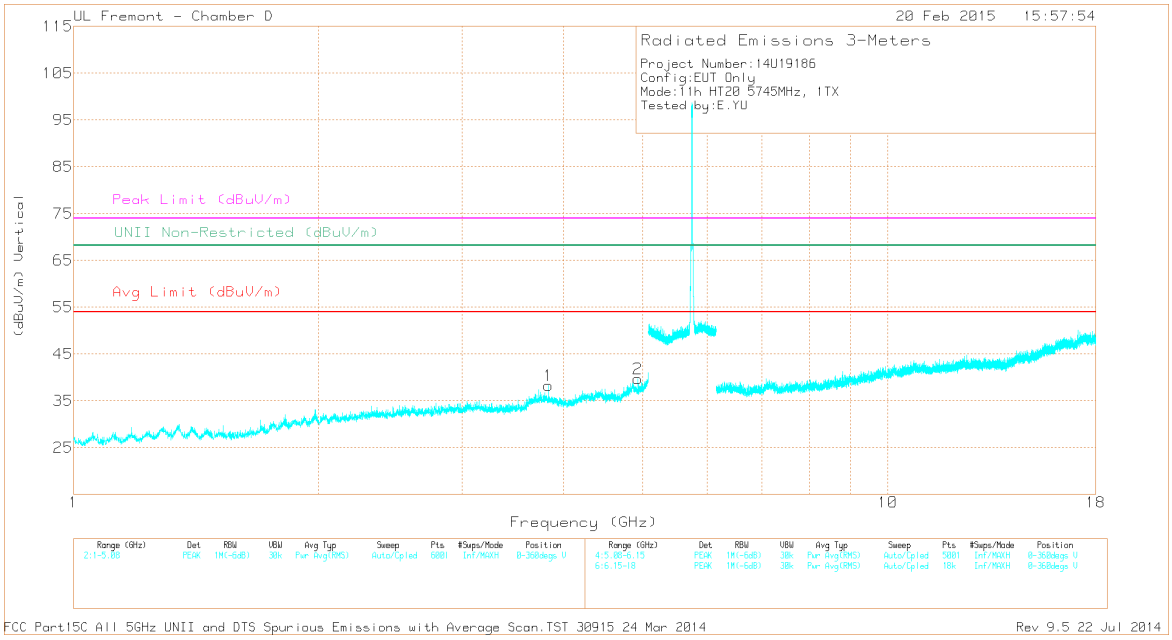

This report shall not be reproduced except in full, without the written approval of UL Verification Services Inc. .

DATA

	Frequency (GHz)	Meter Reading (dBuV)	Det	AF T344 (dB/m)	Amp/Cbl/Fltr/Pad (dB)	Corrected Reading (dBuV/m)	Avg Limit (dBuV/m)	Margin (dB)	Peak Limit (dBuV/m)	PK Margin (dB)	UNII Non-Restricted (dBuV/m)	PK Margin (dB)	Azimuth (Degs)	Height (cm)	Polarity
3	* 4.979	41.4	PK1	34.2	-26.9	48.7	-	-	74	-25.3	-	-	23	125	H
	* 4.979	31.43	AD1	34.2	-26.9	38.73	54	-15.27	-	-	-	-	23	125	H
1	* 3.83	40.76	PK1	33.4	-28.8	45.36	-	-	74	-28.64	-	-	347	121	V
	* 3.83	31.07	AD1	33.4	-28.8	35.67	54	-18.33	-	-	-	-	347	121	V
2	* 4.932	37.46	PK1	34.1	-26.7	44.86	-	-	74	-29.14	-	-	160	184	V
	* 4.931	25.86	AD1	34.1	-26.7	33.26	54	-20.74	-	-	-	-	160	184	V
4	6.508	37.61	PK1	35.5	-25.8	47.31	-	-	-	-	68.2	-20.89	57	205	H
5	8.62	34.09	PK1	35.8	-22.7	47.19	-	-	-	-	68.2	-21.01	95	205	H
6	9.99	34.44	PK1	37.1	-21.8	49.74	-	-	-	-	68.2	-18.46	337	105	H

* - indicates frequency in CFR15.205/IC8.10 Restricted Band

PK1 - KDB789033 Method: Peak

AD1 - KDB789033 Method: AD Primary Power Average

UL VERIFICATION SERVICES INC. FORM NO: CCSUP4701J
47173 BENICIA STREET, FREMONT, CA 94538, USA TEL: (510) 771-1000 FAX: (510) 661-0888
This report shall not be reproduced except in full, without the written approval of UL Verification Services Inc. .

9.20.4. HARMONICS AND SPURIOUS EMISSIONS

MID CHANNEL HORIZONTAL PLOT

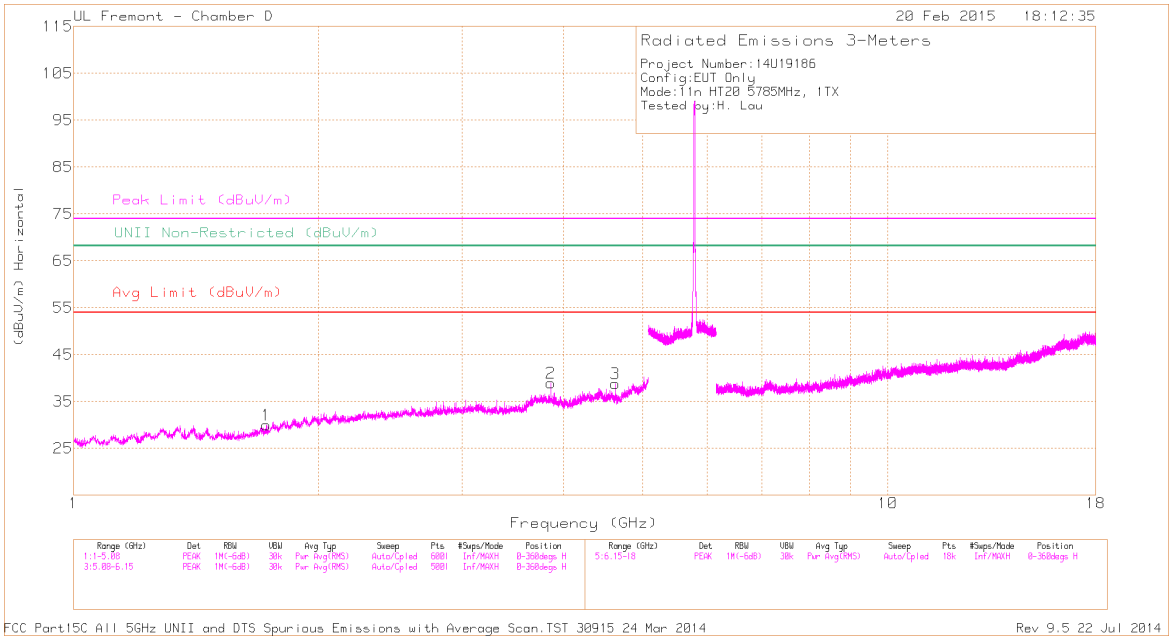

MID CHANNEL VERTICAL PLOT

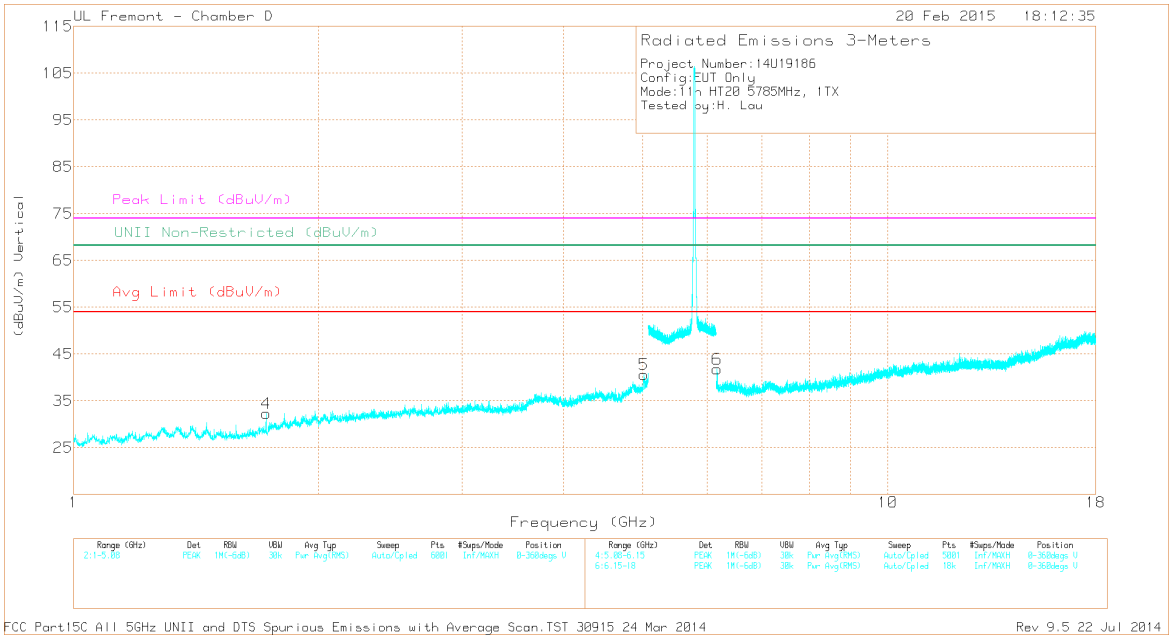

This report shall not be reproduced except in full, without the written approval of UL Verification Services Inc. .

DATA

Marker	Frequency (GHz)	Meter Reading (dBuV)	Det	AF T344 (dB/m)	Amp/Cbl/Fltr/Pad (dB)	Corrected Reading (dBuV/m)	Avg Limit (dBuV/m)	Margin (dB)	Peak Limit (dBuV/m)	PK Margin (dB)	UNII Non-Restricted (dBuV/m)	PK Margin (dB)	Azimuth (Degs)	Height (cm)	Polarity
2	* 3.857	41.34	PK1	33.4	-29	45.74	-	-	74	-28.26	-	-	13	209	H
	* 3.857	33.39	AD1	33.4	-29	37.79	54	-16.21	-	-	-	-	13	209	H
3	* 4.628	39.91	PK1	34.1	-27.1	46.91	-	-	74	-27.09	-	-	23	327	H
	* 4.628	30.21	AD1	34.1	-27.1	37.21	54	-16.79	-	-	-	-	23	327	H
5	* 5.014	41	PK1	34.3	-26.4	48.9	-	-	74	-25.1	-	-	25	189	V
	* 5.014	31.34	AD1	34.3	-26.4	39.24	54	-14.76	-	-	-	-	25	189	V
1	1.724	39.41	PK1	29.1	-31.2	37.31	-	-	-	-	68.2	-30.89	92	173	H
4	1.724	44.95	PK1	29.1	-31.2	42.85	-	-	-	-	68.2	-25.35	165	178	V
6	6.17	41.44	PK1	35.5	-26.4	50.54	-	-	-	-	68.2	-17.66	18	286	V

* - indicates frequency in CFR15.205/IC8.10 Restricted Band

PK1 - KDB789033 Method: Peak

AD1 - KDB789033 Method: AD Primary Power Average

UL VERIFICATION SERVICES INC. FORM NO: CCSUP4701J
47173 BENICIA STREET, FREMONT, CA 94538, USA TEL: (510) 771-1000 FAX: (510) 661-0888
This report shall not be reproduced except in full, without the written approval of UL Verification Services Inc. .

9.20.5. HARMONICS AND SPURIOUS EMISSIONS

HIGH CHANNEL HORIZONTAL PLOT

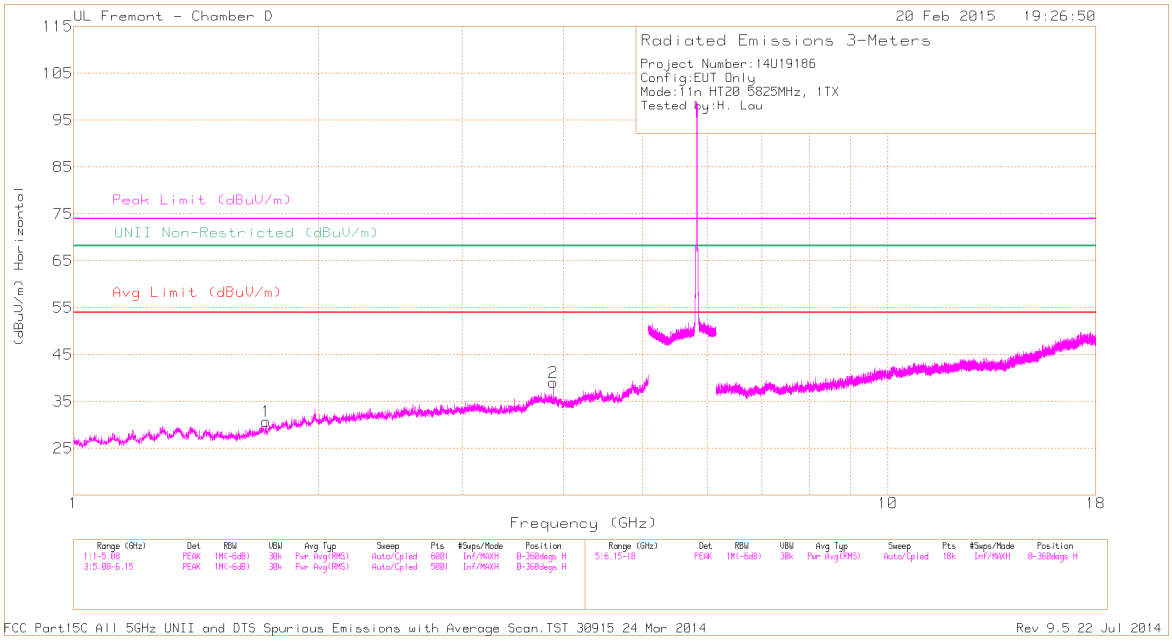

HIGH CHANNEL VERTICAL PLOT

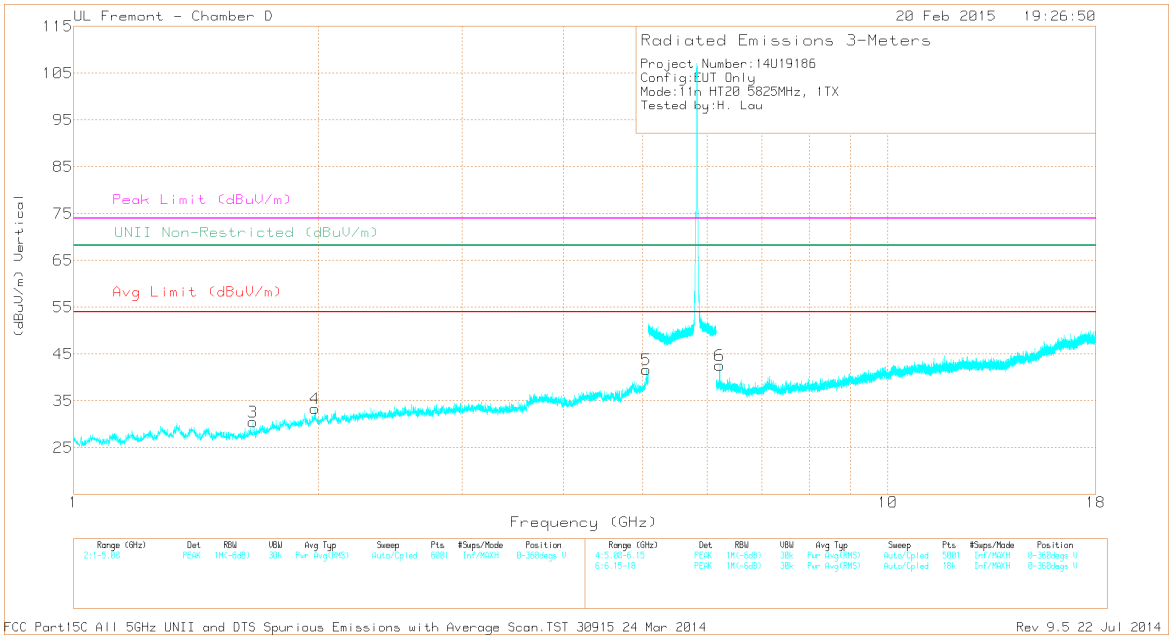

This report shall not be reproduced except in full, without the written approval of UL Verification Services Inc. .

DATA

Marker	Frequency (GHz)	Meter Reading (dBuV)	Det	AF T344 (dB/m)	Amp/Cbl/Fltr/Pad (dB)	Corrected Reading (dBuV/m)	Avg Limit (dBuV/m)	Margin (dB)	Peak Limit (dBuV/m)	PK Margin (dB)	UNII Non-Restricted (dBuV/m)	PK Margin (dB)	Azimuth (Degs)	Height (cm)	Polarity
2	* 3.883	41.92	PK1	33.4	-29.1	46.22	-	-	74	-27.78	-	-	11	260	H
	* 3.883	33.68	AD1	33.4	-29.1	37.98	54	- 16.02	-	-	-	-	11	260	H
5	* 5.049	40.58	PK1	34.3	-25.7	49.18	-	-	74	-24.82	-	-	52	339	V
	* 5.048	29.35	AD1	34.3	-25.7	37.95	54	- 16.05	-	-	-	-	52	339	V
3	1.66	40.1	PK1	28.4	-31.3	37.2	-	-	-	-	68.2	-31	91	216	V
1	1.724	39.71	PK1	29.1	-31.2	37.61	-	-	-	-	68.2	-30.59	53	100	H
4	1.98	42.61	PK1	31	-30.8	42.81	-	-	-	-	68.2	-25.39	0	365	V
6	6.213	41.8	PK1	35.4	-26.7	50.5	-	-	-	-	68.2	-17.7	18	160	V

* - indicates frequency in CFR15.205/IC8.10 Restricted Band

PK1 - KDB789033 Method: Peak

AD1 - KDB789033 Method: AD Primary Power Average

This report shall not be reproduced except in full, without the written approval of UL Verification Services Inc. .

9.21. TX ABOVE 1 GHz 802.11n HT20 2Tx CDD MODE IN THE 5.8 GHz BAND

9.21.1. RESTRICTED BANDEDGE (LOW CHANNEL)

LOW CHANNEL HORIZONTAL PLOT

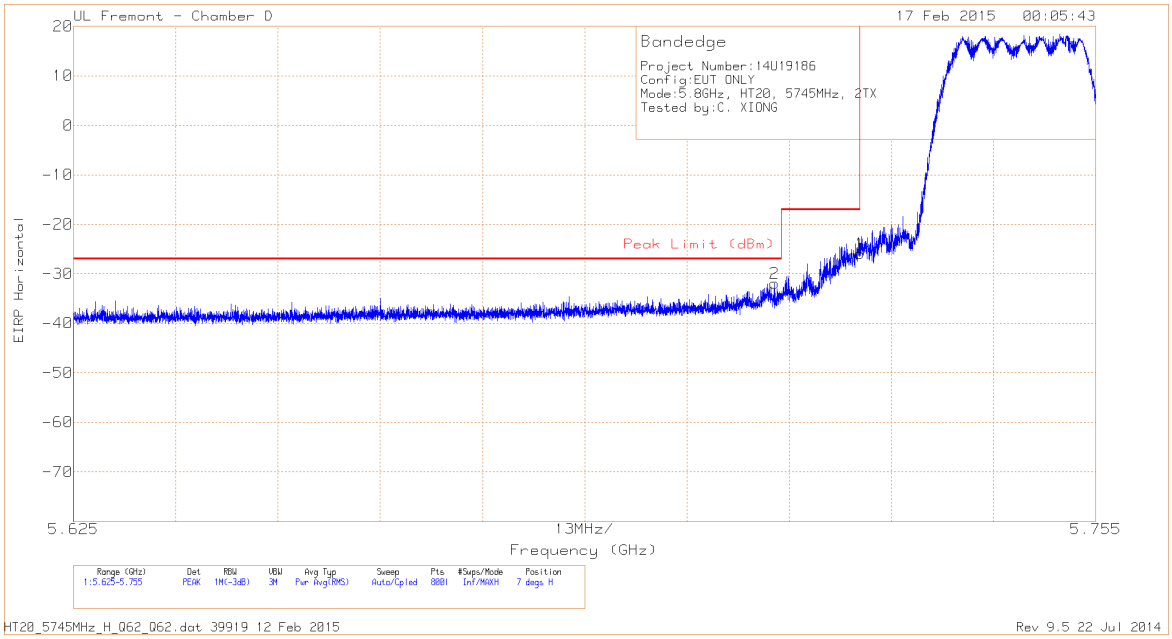

DATA

Marker	Frequency (GHz)	Meter Reading (dBm)	Det	AF T711 (dB/m)	Amp/Cbl/Fltr/Pad (dB)	Conversion Factor (dB)	Corrected Reading EIRP	Peak Limit (dBm)	PK Margin (dB)	Azimuth (Degs)	Height (cm)	Polarity
2	5.714	-61.47	PK	35.2	-17.5	11.8	-31.97	-27	-4.97	7	151	H
1	5.725	-55.25	PK	35.2	-17.6	11.8	-25.85	-17	-8.85	7	151	H

PK - Peak detector

This report shall not be reproduced except in full, without the written approval of UL Verification Services Inc. .

LOW CHANNEL VERTICAL PLOT

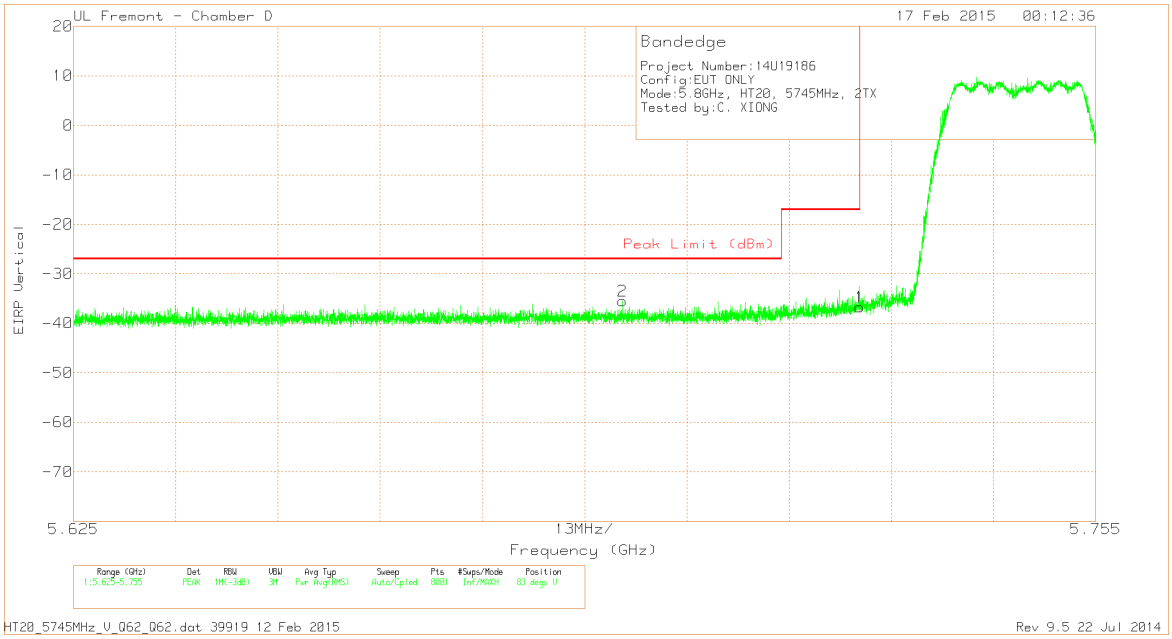

DATA

Marker	Frequency (GHz)	Meter Reading (dBm)	Det	AF T711 (dB/m)	Amp/Cbl/Fltr/Pad (dB)	Conversion Factor (dB)	Corrected Reading EIRP	Peak Limit (dBm)	PK Margin (dB)	Azimuth (Degs)	Height (cm)	Polarity
2	5.695	-65.1	PK	35.1	-17.3	11.8	-35.5	-27	-8.5	83	168	V
1	5.725	-66.08	PK	35.2	-17.6	11.8	-36.68	-17	-19.68	83	168	V

PK - Peak detector

This report shall not be reproduced except in full, without the written approval of UL Verification Services Inc. .

9.21.2. RESTRICTED BANDEDGE (HIGH CHANNEL)

HIGH CHANNEL HORIZONTAL PLOT

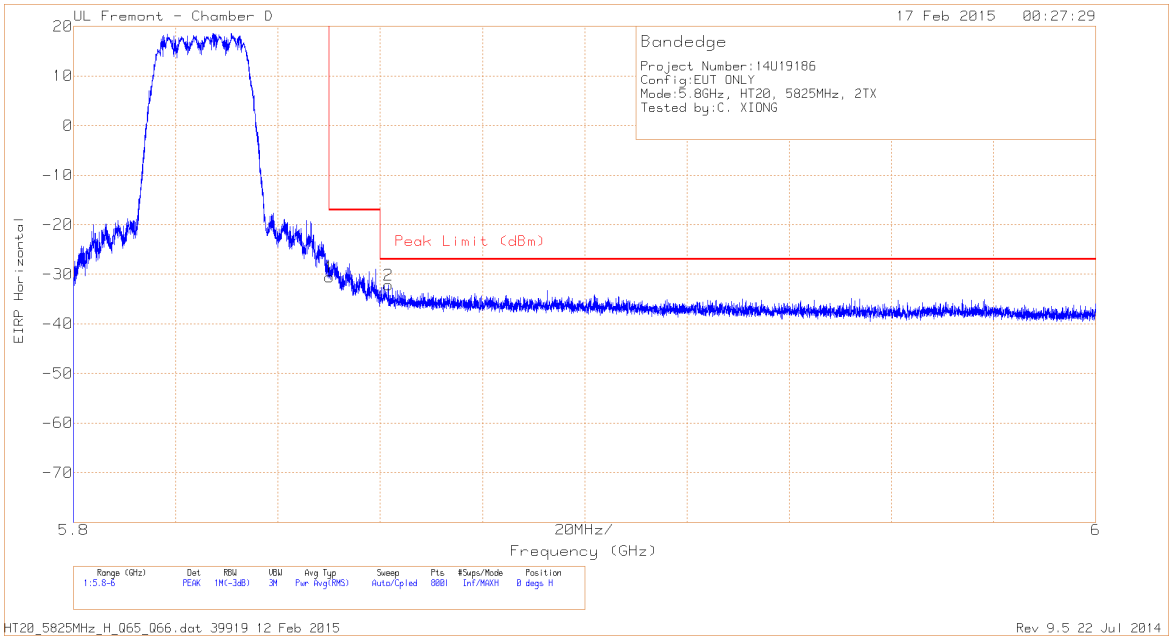

DATA

Marker	Frequency (GHz)	Meter Reading (dBm)	Det	AF T711 (dB/m)	Amp/Cbl/Fltr/Pad (dB)	Conversion Factor (dB)	Corrected Reading EIRP	Peak Limit (dBm)	PK Margin (dB)	Azimuth (Degs)	Height (cm)	Polarity
1	5.85	-60.03	PK	35.4	-17.7	11.8	-30.53	-17	-13.53	0	116	H
2	5.862	-61.71	PK	35.4	-17.6	11.8	-32.11	-27	-5.11	0	116	H

PK - Peak detector

This report shall not be reproduced except in full, without the written approval of UL Verification Services Inc. .

HIGH CHANNEL VERTICAL PLOT

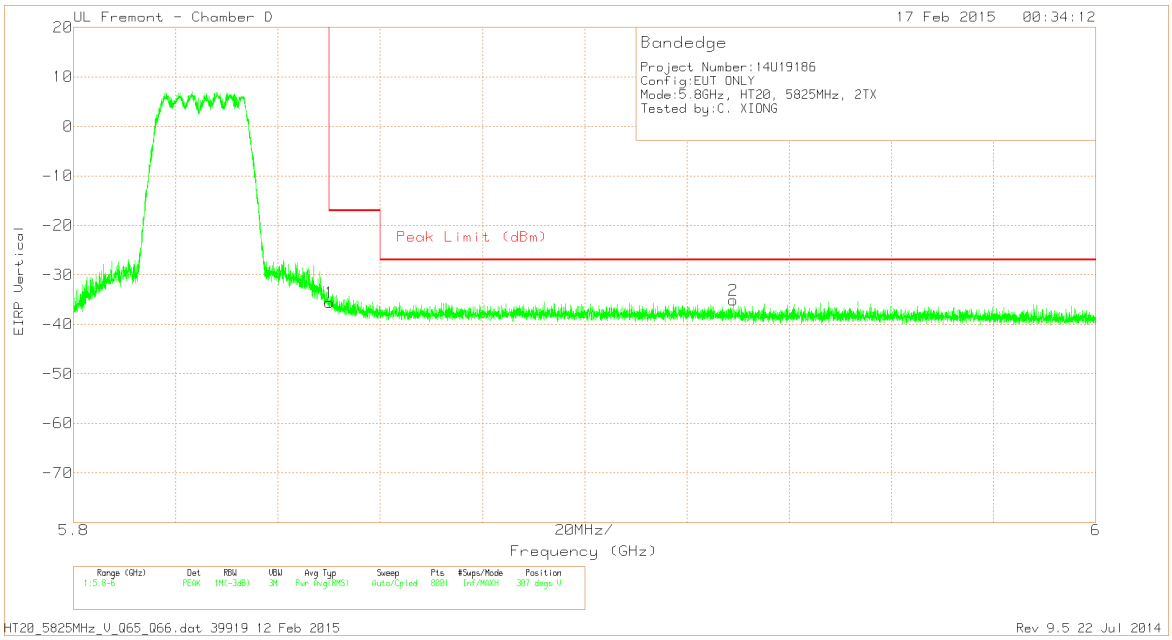

DATA

Marker	Frequency (GHz)	Meter Reading (dBm)	Det	AF T711 (dB/m)	Amp/Cbl/Fltr/Pad (dB)	Conversion Factor (dB)	Corrected Reading EIRP	Peak Limit (dBm)	PK Margin (dB)	Azimuth (Degs)	Height (cm)	Polarity
1	5.85	-65.14	PK	35.4	-17.7	11.8	-35.64	-17	-18.64	307	112	V
2	5.929	-64.95	PK	35.4	-17.4	11.8	-35.15	-27	-8.15	307	112	V

PK - Peak detector

UL VERIFICATION SERVICES INC. FORM NO: CCSUP4701J
47173 BENICIA STREET, FREMONT, CA 94538, USA TEL: (510) 771-1000 FAX: (510) 661-0888
This report shall not be reproduced except in full, without the written approval of UL Verification Services Inc. .