140: Back of EUT Facing Phantom LTE 13 50%RB Middle CH23230
Date: 24/07/2014
DUT: A1600; Type: FCC ID: BCGA1600

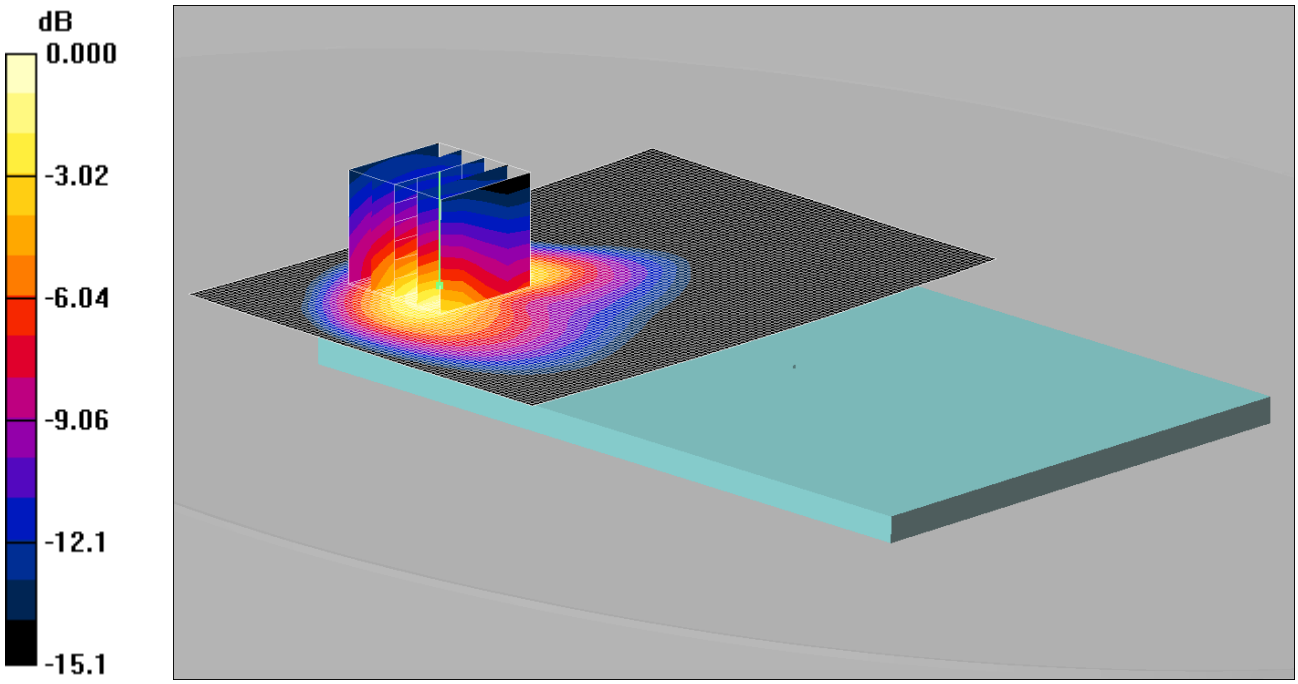

0 dB = 1.14mW/g

Communication System: LTE - Band 13 / 10MHz Channel; Frequency: 782 MHz;Duty Cycle: 1:1
Medium: 750 MHz MSL Medium parameters used (interpolated): f = 782 MHz; σ = 0.957 mho/m; ε_r = 54.5; ρ = 1000 kg/m^3
Phantom section: Flat Section
DASY4 Configuration:
- Probe: ET3DV6 - SN1586; ConvF(6.32, 6.32, 6.32);
- Sensor-Surface: 4mm (Mechanical Surface Detection)
- Electronics: DAE3 Sn450; Calibrated: 31/10/2013
- Phantom: ELI v5.0; Type: QDOVA002AA; Serial: TP:xxxx
- Measurement SW: DASY4, V4.7 Build 80; Postprocessing SW: SEMCAD, V1.8 Build 186

Back of EUT Facing Phantom - Middle/Area Scan (111x81x1): Measurement grid: dx=15mm, dy=15mm
Maximum value of SAR (interpolated) = 0.875 mW/g
Back of EUT Facing Phantom - Middle/Zoom Scan (5x5x7) (5x5x7)/Cube 0: Measurement grid: dx=8mm, dy=8mm, dz=5mm
Reference Value = 29.5 V/m; Power Drift = -0.027 dB
Peak SAR (extrapolated) = 2.40 W/kg
SAR(1 g) = 0.980 mW/g; SAR(10 g) = 0.502 mW/g
Maximum value of SAR (measured) = 1.14 mW/g

This report shall not be reproduced except in full, without the written approval of UL Verification Services Ltd.

141: Back of EUT Facing Phantom LTE 13 100%RB CH23230
Date: 24/07/2014
DUT: A1600; Type: FCC ID: BCGA1600

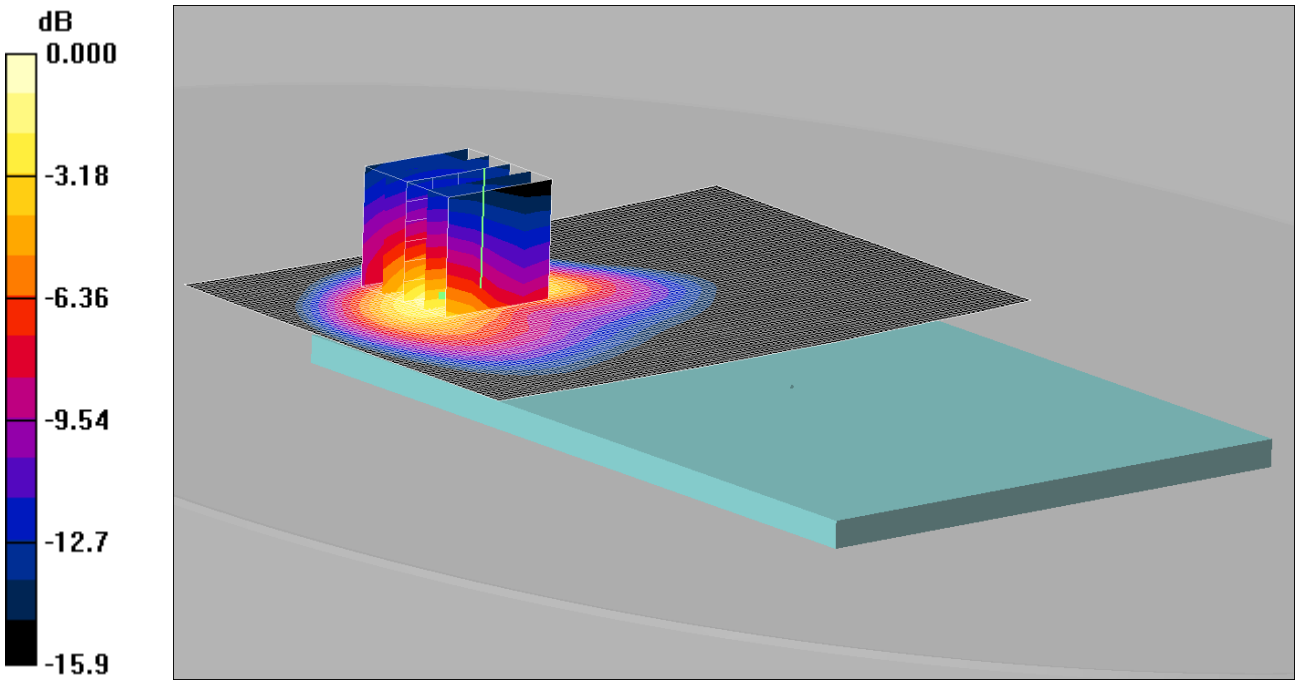

0 dB = 1.28mW/g

Communication System: LTE - Band 13 / 10MHz Channel; Frequency: 782 MHz;Duty Cycle: 1:1
Medium: 750 MHz MSL Medium parameters used (interpolated): f = 782 MHz; σ = 0.957 mho/m; ε_r = 54.5; ρ = 1000 kg/m^3
Phantom section: Flat Section
DASY4 Configuration:
- Probe: ET3DV6 - SN1586; ConvF(6.32, 6.32, 6.32);
- Sensor-Surface: 4mm (Mechanical Surface Detection)
- Electronics: DAE3 Sn450; Calibrated: 31/10/2013
- Phantom: ELI v5.0; Type: QDOVA002AA; Serial: TP:xxxx
- Measurement SW: DASY4, V4.7 Build 80; Postprocessing SW: SEMCAD, V1.8 Build 186

Back of EUT Facing Phantom - Middle/Area Scan (111x81x1): Measurement grid: dx=15mm, dy=15mm
Maximum value of SAR (interpolated) = 0.878 mW/g
Back of EUT Facing Phantom - Middle/Zoom Scan (5x5x7) (5x5x7)/Cube 0: Measurement grid: dx=8mm, dy=8mm, dz=5mm
Reference Value = 30.0 V/m; Power Drift = -0.129 dB
Peak SAR (extrapolated) = 2.34 W/kg
SAR(1 g) = 1.02 mW/g; SAR(10 g) = 0.506 mW/g
Maximum value of SAR (measured) = 1.28 mW/g

This report shall not be reproduced except in full, without the written approval of UL Verification Services Ltd.

142: Top of EUT Facing Phantom LTE 13 1RB Low CH23230
Date: 24/07/2014
DUT: A1600; Type: FCC ID: BCGA1600

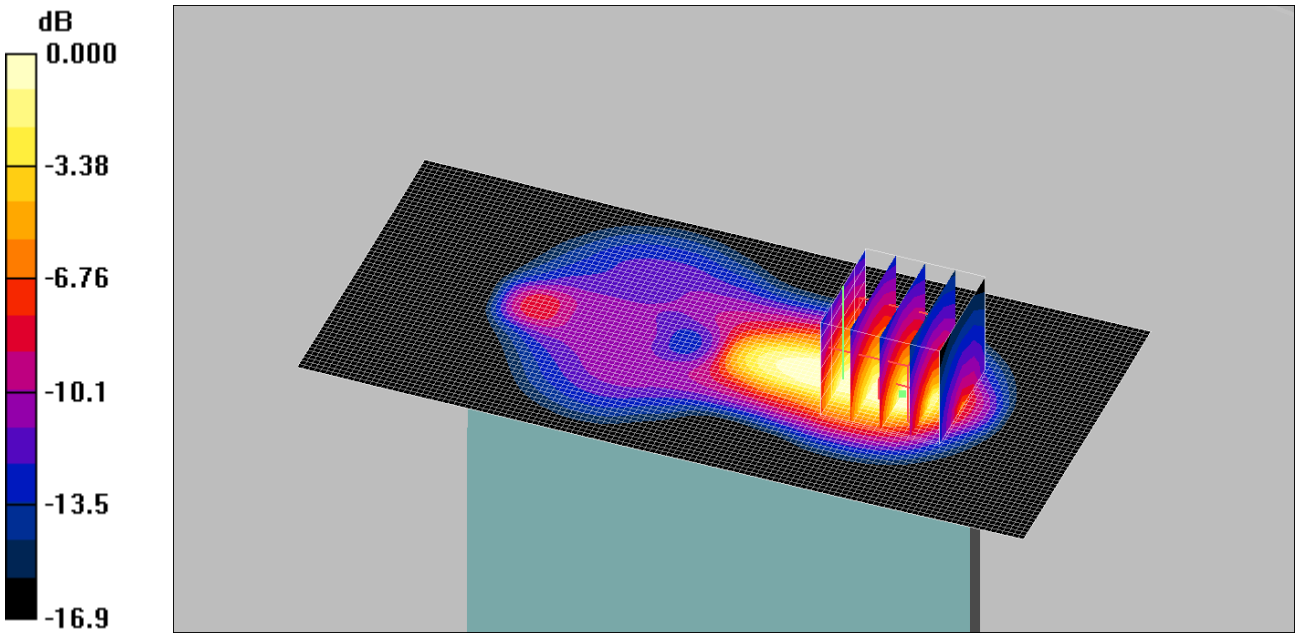

0 dB = 0.779mW/g

Communication System: LTE - Band 13 / 10MHz Channel; Frequency: 782 MHz;Duty Cycle: 1:1
Medium: 750 MHz MSL Medium parameters used (interpolated): f = 782 MHz; σ = 0.957 mho/m; ε_r = 54.5; ρ = 1000 kg/m^3
Phantom section: Flat Section
DASY4 Configuration:
- Probe: ET3DV6 - SN1586; ConvF(6.32, 6.32, 6.32);
- Sensor-Surface: 4mm (Mechanical Surface Detection)
- Electronics: DAE3 Sn450; Calibrated: 31/10/2013
- Phantom: ELI v5.0; Type: QDOVA002AA; Serial: TP:xxxx
- Measurement SW: DASY4, V4.7 Build 80; Postprocessing SW: SEMCAD, V1.8 Build 186

Top of EUT Facing Phantom - Mid/Area Scan (61x131x1): Measurement grid: dx=15mm, dy=15mm
Maximum value of SAR (interpolated) = 0.975 mW/g
Top of EUT Facing Phantom - Mid/Zoom Scan (5x5x7) (5x5x7)/Cube 0: Measurement grid: dx=8mm, dy=8mm, dz=5mm
Reference Value = 13.2 V/m; Power Drift = 0.175 dB
Peak SAR (extrapolated) = 1.57 W/kg
SAR(1 g) = 0.627 mW/g; SAR(10 g) = 0.331 mW/g
Maximum value of SAR (measured) = 0.779 mW/g

This report shall not be reproduced except in full, without the written approval of UL Verification Services Ltd.

143: Top of EUT Facing Phantom LTE 13 50%RB Middle CH23230
Date: 24/07/2014
DUT: A1600; Type: FCC ID: BCGA1600

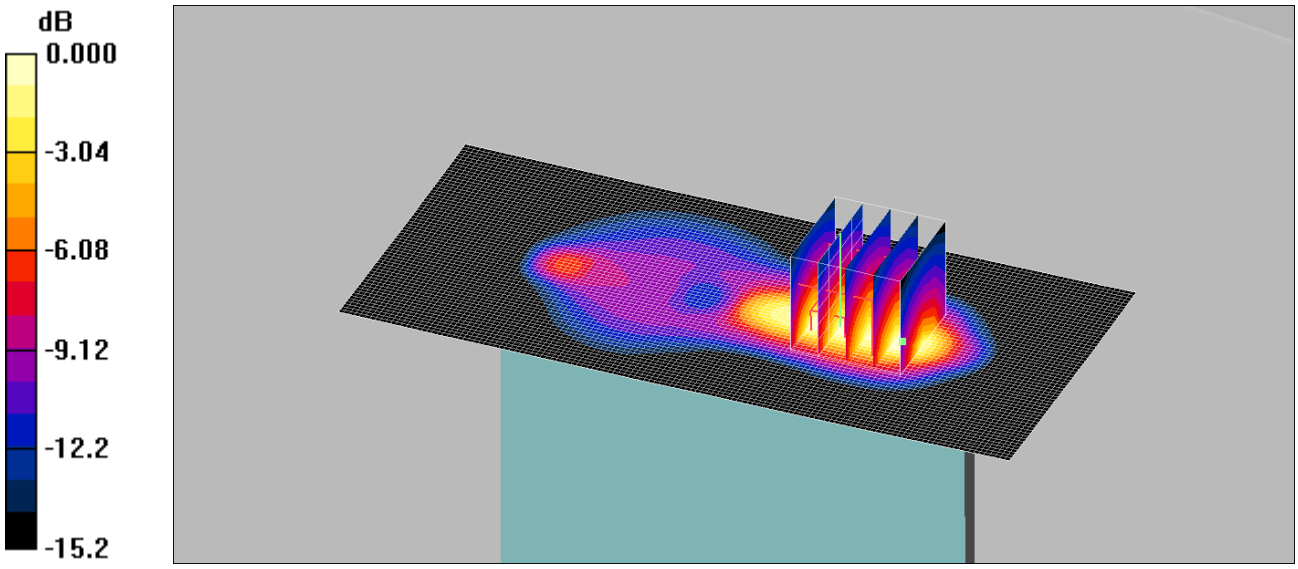

0 dB = 0.791mW/g

Communication System: LTE - Band 13 / 10MHz Channel; Frequency: 782 MHz;Duty Cycle: 1:1
Medium: 750 MHz MSL Medium parameters used (interpolated): f = 782 MHz; σ = 0.957 mho/m; ε_r = 54.5; ρ = 1000 kg/m^3
Phantom section: Flat Section
DASY4 Configuration:
- Probe: ET3DV6 - SN1586; ConvF(6.32, 6.32, 6.32);
- Sensor-Surface: 4mm (Mechanical Surface Detection)
- Electronics: DAE3 Sn450; Calibrated: 31/10/2013
- Phantom: ELI v5.0; Type: QDOVA002AA; Serial: TP:xxxx
- Measurement SW: DASY4, V4.7 Build 80; Postprocessing SW: SEMCAD, V1.8 Build 186

Top of EUT Facing Phantom - Mid/Area Scan (61x131x1): Measurement grid: dx=15mm, dy=15mm
Maximum value of SAR (interpolated) = 0.897 mW/g
Top of EUT Facing Phantom - Mid/Zoom Scan (5x5x7) 2 2 (5x5x7)/Cube 0: Measurement grid: dx=8mm, dy=8mm, dz=5mm
Reference Value = 13.7 V/m; Power Drift = 0.159 dB
Peak SAR (extrapolated) = 1.44 W/kg
SAR(1 g) = 0.652 mW/g; SAR(10 g) = 0.333 mW/g
Maximum value of SAR (measured) = 0.791 mW/g

This report shall not be reproduced except in full, without the written approval of UL Verification Services Ltd.

144: Right Hand Side of EUT Facing Phantom LTE 13 1RB Low CH23230
Date: 24/07/2014
DUT: A1600; Type: FCC ID: BCGA1600

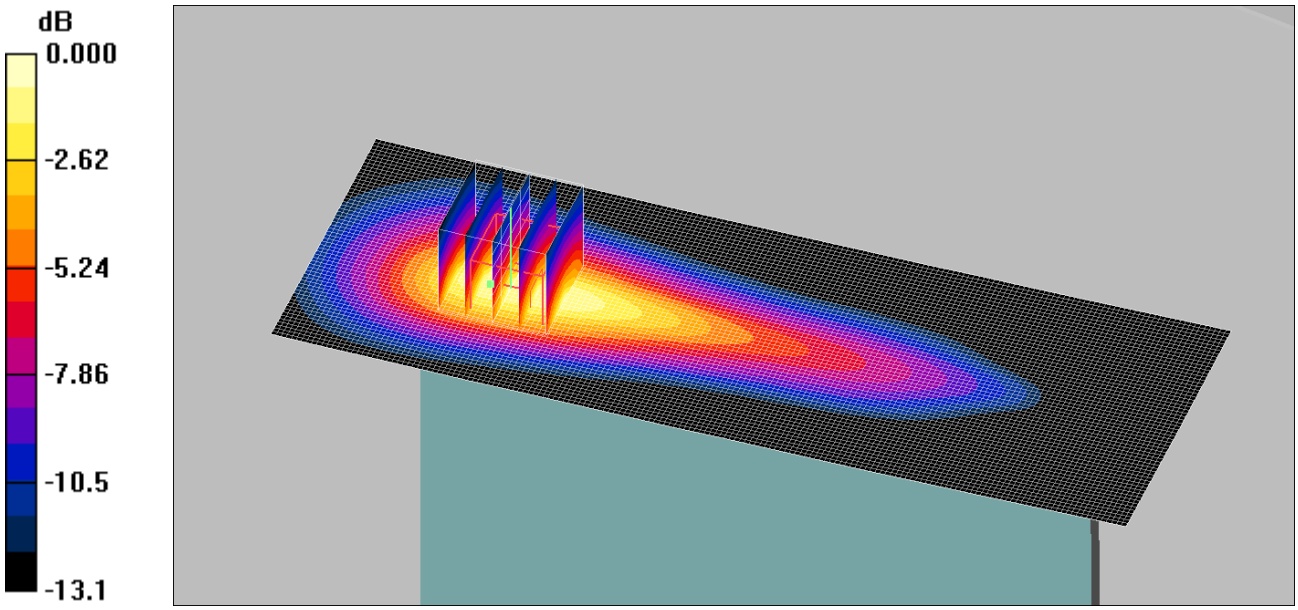

0 dB = 0.155mW/g

Communication System: LTE - Band 13 / 10MHz Channel; Frequency: 782 MHz;Duty Cycle: 1:1
Medium: 750 MHz MSL Medium parameters used (interpolated): f = 782 MHz; σ = 0.957 mho/m; ε_r = 54.5; ρ = 1000 kg/m^3
Phantom section: Flat Section
DASY4 Configuration:
- Probe: ET3DV6 - SN1586; ConvF(6.32, 6.32, 6.32);
- Sensor-Surface: 4mm (Mechanical Surface Detection)
- Electronics: DAE3 Sn450; Calibrated: 31/10/2013
- Phantom: ELI v5.0; Type: QDOVA002AA; Serial: TP:xxxx
- Measurement SW: DASY4, V4.7 Build 80; Postprocessing SW: SEMCAD, V1.8 Build 186

Right Hand Side of EUT Facing Phantom - Mid/Area Scan (61x171x1): Measurement grid: dx=15mm, dy=15mm
Maximum value of SAR (interpolated) = 0.126 mW/g
Right Hand Side of EUT Facing Phantom - Mid/Zoom Scan (5x5x7) 2 2 2 2 (5x5x7)/Cube 0: Measurement grid: dx=8mm, dy=8mm, dz=5mm
Reference Value = 7.21 V/m; Power Drift = -0.026 dB
Peak SAR (extrapolated) = 0.251 W/kg
SAR(1 g) = 0.132 mW/g; SAR(10 g) = 0.073 mW/g
Maximum value of SAR (measured) = 0.155 mW/g

This report shall not be reproduced except in full, without the written approval of UL Verification Services Ltd.

145: Right Hand Side of EUT Facing Phantom LTE 13 50%RB Mid CH23230
Date: 24/07/2014
DUT: A1600; Type: FCC ID: BCGA1600

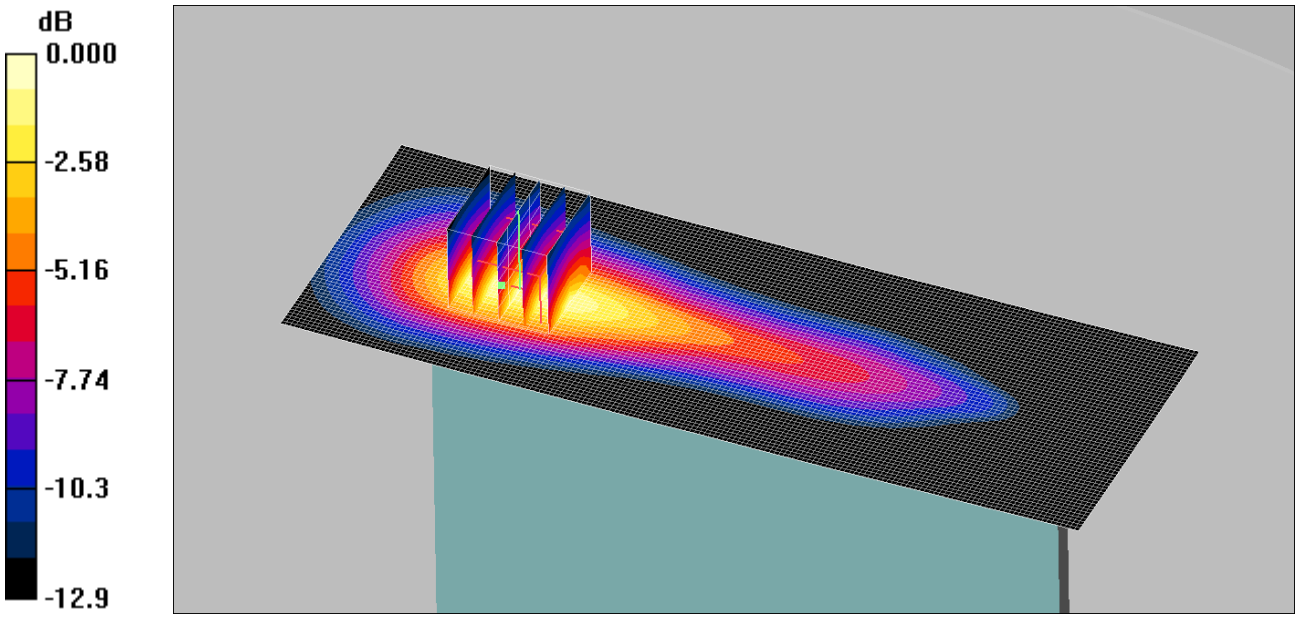

0 dB = 0.140mW/g

Communication System: LTE - Band 13 / 10MHz Channel; Frequency: 782 MHz;Duty Cycle: 1:1
Medium: 750 MHz MSL Medium parameters used (interpolated): f = 782 MHz; σ = 0.957 mho/m; ε_r = 54.5; ρ = 1000 kg/m^3
Phantom section: Flat Section
DASY4 Configuration:
- Probe: ET3DV6 - SN1586; ConvF(6.32, 6.32, 6.32);
- Sensor-Surface: 4mm (Mechanical Surface Detection)
- Electronics: DAE3 Sn450; Calibrated: 31/10/2013
- Phantom: ELI v5.0; Type: QDOVA002AA; Serial: TP:xxxx
- Measurement SW: DASY4, V4.7 Build 80; Postprocessing SW: SEMCAD, V1.8 Build 186

Right Hand Side of EUT Facing Phantom - Mid/Area Scan (61x171x1): Measurement grid: dx=15mm, dy=15mm
Maximum value of SAR (interpolated) = 0.115 mW/g
Right Hand Side of EUT Facing Phantom - Mid/Zoom Scan (5x5x7) (5x5x7)/Cube 0: Measurement grid: dx=8mm, dy=8mm, dz=5mm
Reference Value = 6.80 V/m; Power Drift = -0.125 dB
Peak SAR (extrapolated) = 0.232 W/kg
SAR(1 g) = 0.122 mW/g; SAR(10 g) = 0.068 mW/g
Maximum value of SAR (measured) = 0.140 mW/g

This report shall not be reproduced except in full, without the written approval of UL Verification Services Ltd.

146: Back of EUT Facing Phantom LTE 17 1RB Low CH23790
Date: 25/07/2014
DUT: A1600; Type: FCC ID: BCGA1600

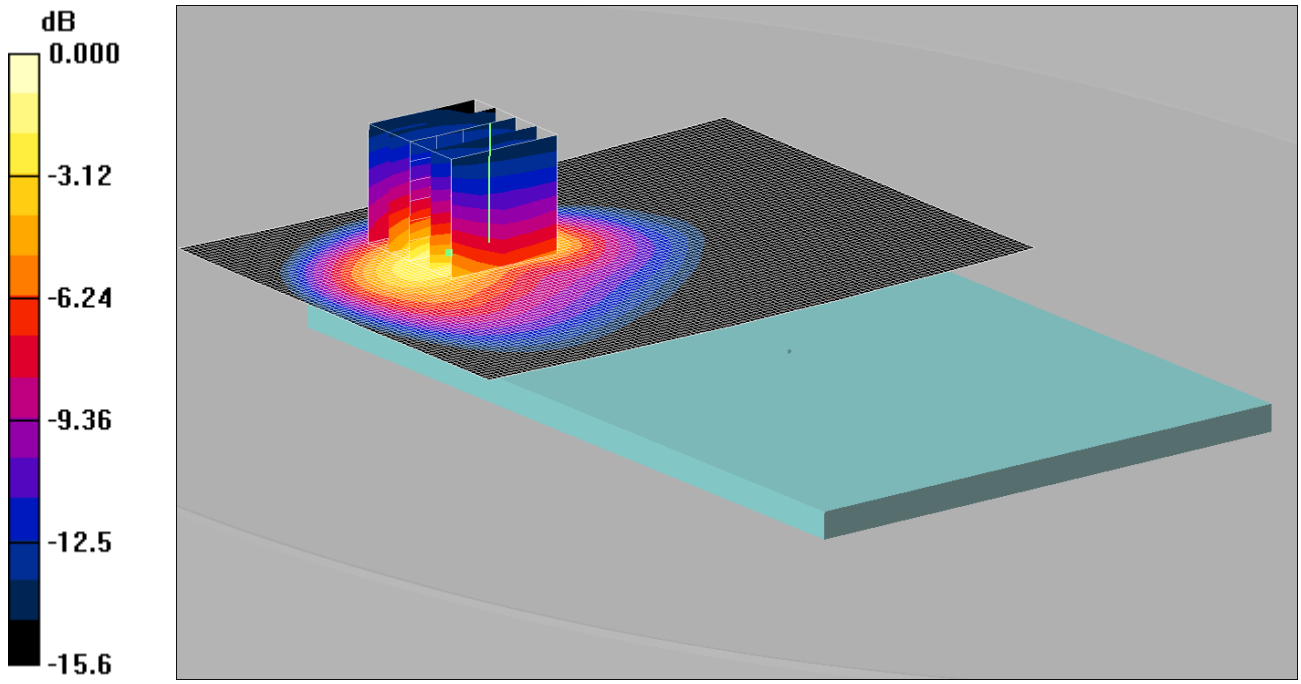

0 dB = 1.41mW/g

Communication System: LTE - Band 17 / 10MHz Channel; Frequency: 710 MHz;Duty Cycle: 1:1
Medium: 750 MHz MSL Medium parameters used (interpolated): f = 710 MHz; σ = 0.913 mho/m; ε_r = 54.9; ρ = 1000 kg/m^3
Phantom section: Flat Section
DASY4 Configuration:
- Probe: ET3DV6 - SN1586; ConvF(6.32, 6.32, 6.32);
- Sensor-Surface: 4mm (Mechanical Surface Detection)
- Electronics: DAE3 Sn450; Calibrated: 31/10/2013
- Phantom: ELI v5.0; Type: QDOVA002AA; Serial: TP:xxxx
- Measurement SW: DASY4, V4.7 Build 80; Postprocessing SW: SEMCAD, V1.8 Build 186

Back of EUT Facing Phantom - Middle/Area Scan (111x81x1): Measurement grid: dx=15mm, dy=15mm
Maximum value of SAR (interpolated) = 0.913 mW/g
Back of EUT Facing Phantom - Middle/Zoom Scan (5x5x7) (5x5x7)/Cube 0: Measurement grid: dx=8mm, dy=8mm, dz=5mm
Reference Value = 26.8 V/m; Power Drift = -0.041 dB
Peak SAR (extrapolated) = 2.89 W/kg
SAR(1 g) = 1.13 mW/g; SAR(10 g) = 0.533 mW/g
Maximum value of SAR (measured) = 1.41 mW/g

This report shall not be reproduced except in full, without the written approval of UL Verification Services Ltd.

147: Back of EUT Facing Phantom LTE 17 1RB Middle CH23780
Date: 25/07/2014
DUT: A1600; Type: FCC ID: BCGA1600

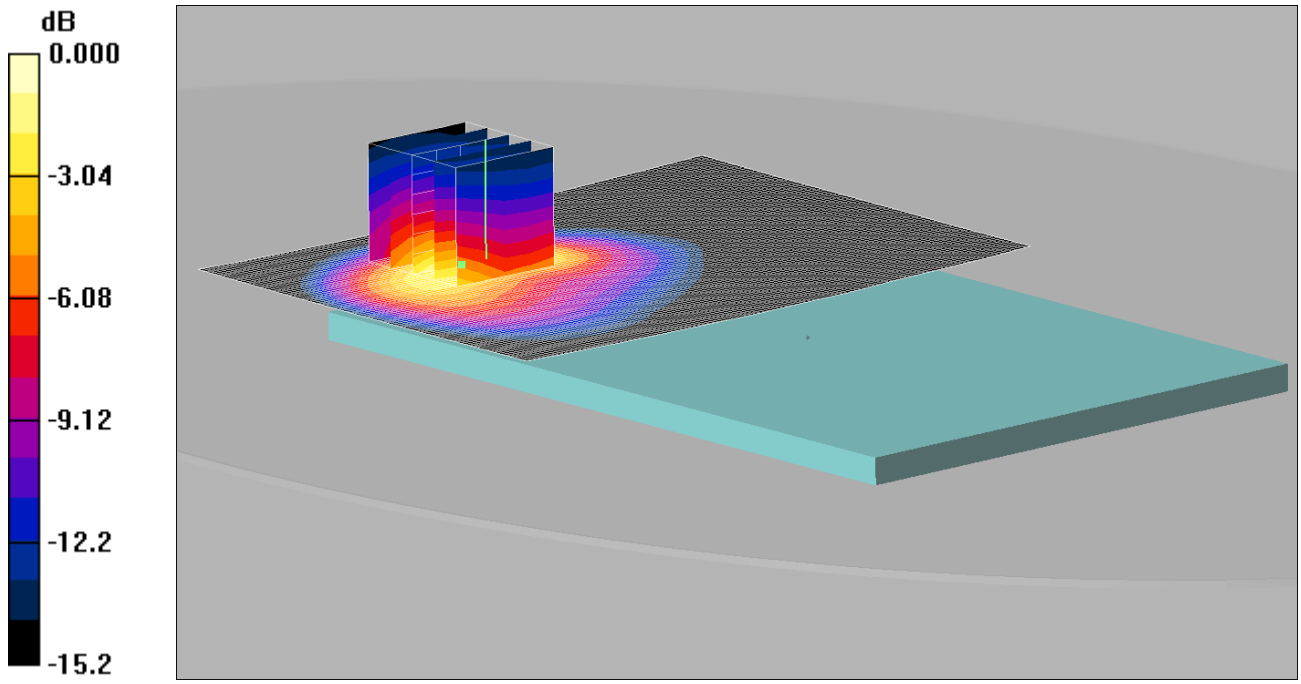

0 dB = 1.29mW/g

Communication System: LTE - Band 17 / 10MHz Channel; Frequency: 709 MHz;Duty Cycle: 1:1
Medium: 750 MHz MSL Medium parameters used (interpolated): f = 709 MHz; σ = 0.912 mho/m; ε_r = 54.9; ρ = 1000 kg/m^3
Phantom section: Flat Section
DASY4 Configuration:
- Probe: ET3DV6 - SN1586; ConvF(6.32, 6.32, 6.32);
- Sensor-Surface: 4mm (Mechanical Surface Detection)
- Electronics: DAE3 Sn450; Calibrated: 31/10/2013
- Phantom: ELI v5.0; Type: QDOVA002AA; Serial: TP:xxxx
- Measurement SW: DASY4, V4.7 Build 80; Postprocessing SW: SEMCAD, V1.8 Build 186

Back of EUT Facing Phantom - Low/Area Scan (111x81x1): Measurement grid: dx=15mm, dy=15mm
Maximum value of SAR (interpolated) = 0.884 mW/g
Back of EUT Facing Phantom - Low/Zoom Scan (5x5x7) (5x5x7)/Cube 0: Measurement grid: dx=8mm, dy=8mm, dz=5mm
Reference Value = 27.2 V/m; Power Drift = -0.019 dB
Peak SAR (extrapolated) = 2.66 W/kg
SAR(1 g) = 1.09 mW/g; SAR(10 g) = 0.526 mW/g
Maximum value of SAR (measured) = 1.29 mW/g

This report shall not be reproduced except in full, without the written approval of UL Verification Services Ltd.

148: Back of EUT Facing Phantom LTE 17 1RB Low CH23800
Date: 25/07/2014
DUT: A1600; Type: FCC ID: BCGA1600

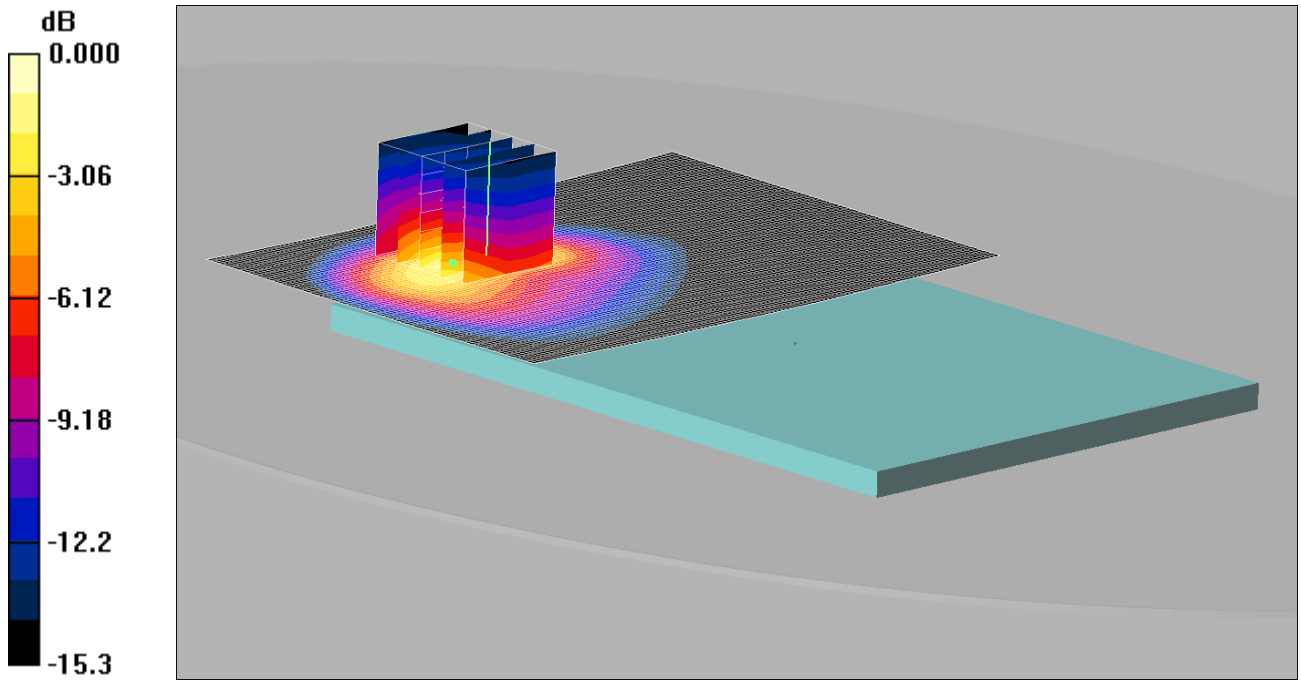

0 dB = 1.33mW/g

Communication System: LTE - Band 17 / 10MHz Channel; Frequency: 711 MHz;Duty Cycle: 1:1
Medium: 750 MHz MSL Medium parameters used (interpolated): f = 711 MHz; σ = 0.914 mho/m; ε_r = 54.8; ρ = 1000 kg/m^3
Phantom section: Flat Section
DASY4 Configuration:
- Probe: ET3DV6 - SN1586; ConvF(6.32, 6.32, 6.32);
- Sensor-Surface: 4mm (Mechanical Surface Detection)
- Electronics: DAE3 Sn450; Calibrated: 31/10/2013
- Phantom: ELI v5.0; Type: QDOVA002AA; Serial: TP:xxxx
- Measurement SW: DASY4, V4.7 Build 80; Postprocessing SW: SEMCAD, V1.8 Build 186

Back of EUT Facing Phantom - High/Area Scan (111x81x1): Measurement grid: dx=15mm, dy=15mm
Maximum value of SAR (interpolated) = 0.900 mW/g
Back of EUT Facing Phantom - High/Zoom Scan (5x5x7) (5x5x7)/Cube 0: Measurement grid: dx=8mm, dy=8mm, dz=5mm
Reference Value = 27.1 V/m; Power Drift = -0.041 dB
Peak SAR (extrapolated) = 2.77 W/kg
SAR(1 g) = 1.09 mW/g; SAR(10 g) = 0.516 mW/g
Maximum value of SAR (measured) = 1.33 mW/g

This report shall not be reproduced except in full, without the written approval of UL Verification Services Ltd.

149: Back of EUT Facing Phantom LTE 17 50%RB Low CH23790
Date: 25/07/2014
DUT: A1600; Type: FCC ID: BCGA1600

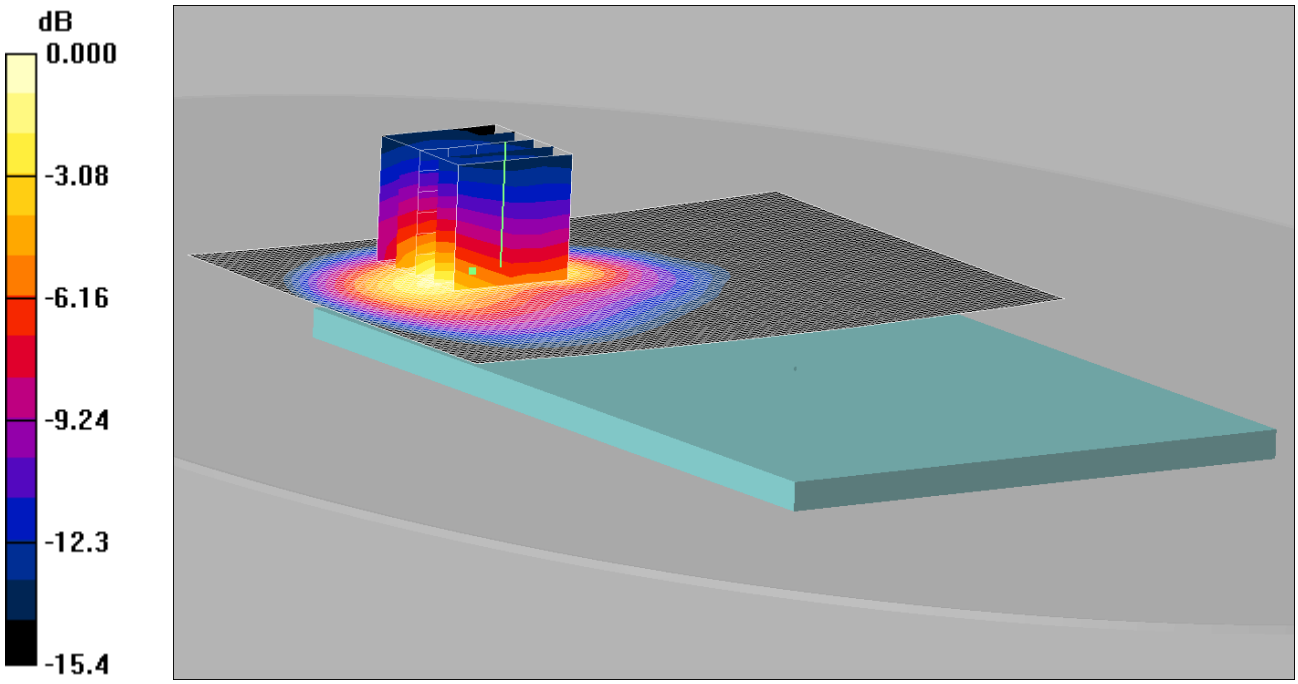

0 dB = 1.28mW/g

Communication System: LTE - Band 17 / 10MHz Channel; Frequency: 710 MHz;Duty Cycle: 1:1
Medium: 750 MHz MSL Medium parameters used (interpolated): f = 710 MHz; σ = 0.913 mho/m; ε_r = 54.9; ρ = 1000 kg/m^3
Phantom section: Flat Section
DASY4 Configuration:
- Probe: ET3DV6 - SN1586; ConvF(6.32, 6.32, 6.32);
- Sensor-Surface: 4mm (Mechanical Surface Detection)
- Electronics: DAE3 Sn450; Calibrated: 31/10/2013
- Phantom: ELI v5.0; Type: QDOVA002AA; Serial: TP:xxxx
- Measurement SW: DASY4, V4.7 Build 80; Postprocessing SW: SEMCAD, V1.8 Build 186

Back of EUT Facing Phantom - Middle/Area Scan (111x81x1): Measurement grid: dx=15mm, dy=15mm
Maximum value of SAR (interpolated) = 0.902 mW/g
Back of EUT Facing Phantom - Middle/Zoom Scan (5x5x7) (5x5x7)/Cube 0: Measurement grid: dx=8mm, dy=8mm, dz=5mm
Reference Value = 26.9 V/m; Power Drift = 0.004 dB
Peak SAR (extrapolated) = 2.78 W/kg
SAR(1 g) = 1.11 mW/g; SAR(10 g) = 0.536 mW/g
Maximum value of SAR (measured) = 1.28 mW/g

This report shall not be reproduced except in full, without the written approval of UL Verification Services Ltd.

150: Back of EUT Facing Phantom LTE 17 50%RB Low CH23780
Date: 25/07/2014
DUT: A1600; Type: FCC ID: BCGA1600

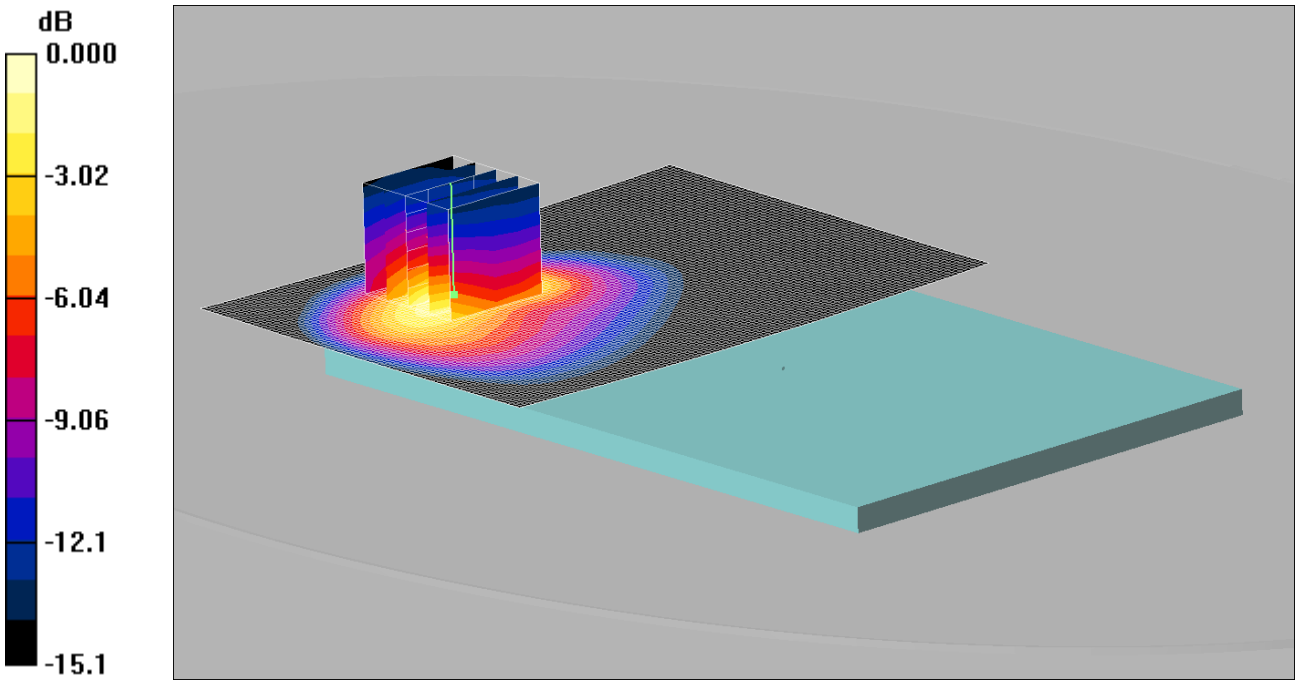

0 dB = 1.25mW/g

Communication System: LTE - Band 17 / 10MHz Channel; Frequency: 709 MHz;Duty Cycle: 1:1
Medium: 750 MHz MSL Medium parameters used (interpolated): f = 709 MHz; σ = 0.912 mho/m; ε_r = 54.9; ρ = 1000 kg/m^3
Phantom section: Flat Section
DASY4 Configuration:
- Probe: ET3DV6 - SN1586; ConvF(6.32, 6.32, 6.32);
- Sensor-Surface: 4mm (Mechanical Surface Detection)
- Electronics: DAE3 Sn450; Calibrated: 31/10/2013
- Phantom: ELI v5.0; Type: QDOVA002AA; Serial: TP:xxxx
- Measurement SW: DASY4, V4.7 Build 80; Postprocessing SW: SEMCAD, V1.8 Build 186

Back of EUT Facing Phantom - Low/Area Scan (111x81x1): Measurement grid: dx=15mm, dy=15mm
Maximum value of SAR (interpolated) = 0.902 mW/g
Back of EUT Facing Phantom - Low/Zoom Scan (5x5x7) (5x5x7)/Cube 0: Measurement grid: dx=8mm, dy=8mm, dz=5mm
Reference Value = 27.5 V/m; Power Drift = -0.069 dB
Peak SAR (extrapolated) = 2.71 W/kg
SAR(1 g) = 1.09 mW/g; SAR(10 g) = 0.532 mW/g
Maximum value of SAR (measured) = 1.25 mW/g

This report shall not be reproduced except in full, without the written approval of UL Verification Services Ltd.

151: Back of EUT Facing Phantom LTE 17 50%RB Low CH23800
Date: 25/07/2014
DUT: A1600; Type: FCC ID: BCGA1600

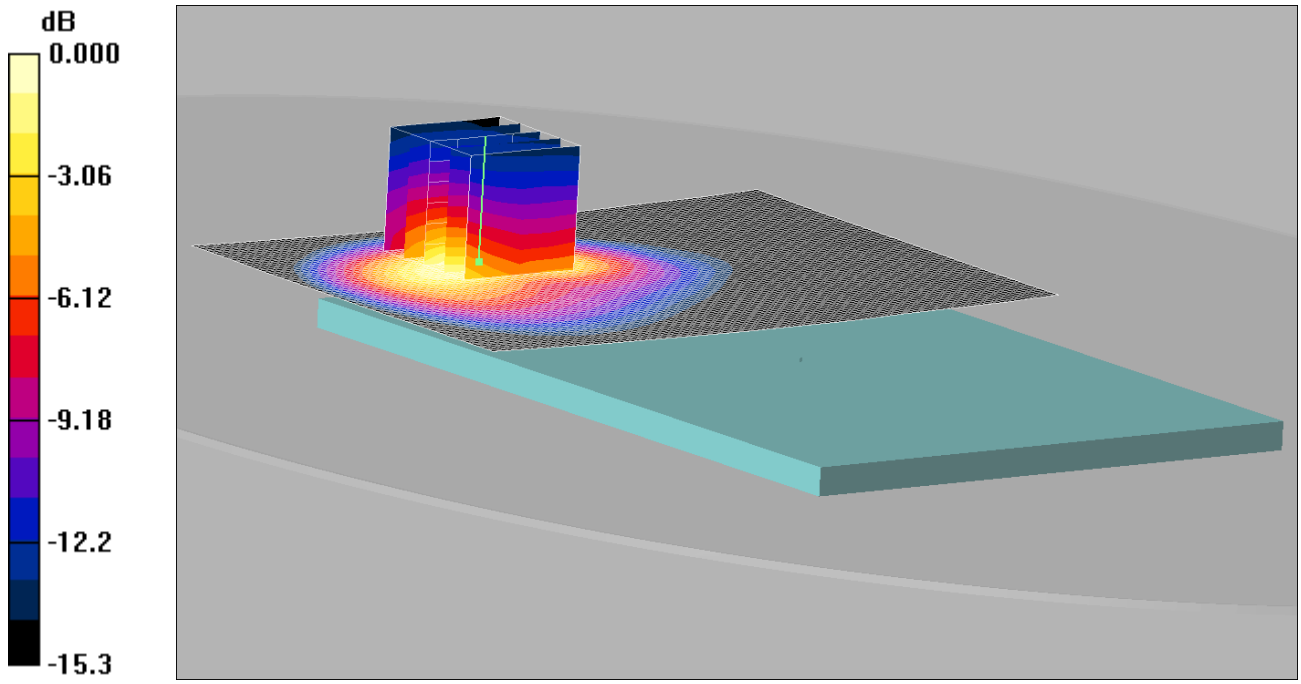

0 dB = 1.14mW/g

Communication System: LTE - Band 17 / 10MHz Channel; Frequency: 711 MHz;Duty Cycle: 1:1
Medium: 750 MHz MSL Medium parameters used (interpolated): f = 711 MHz; σ = 0.914 mho/m; ε_r = 54.8; ρ = 1000 kg/m^3
Phantom section: Flat Section
DASY4 Configuration:
- Probe: ET3DV6 - SN1586; ConvF(6.32, 6.32, 6.32);
- Sensor-Surface: 4mm (Mechanical Surface Detection)
- Electronics: DAE3 Sn450; Calibrated: 31/10/2013
- Phantom: ELI v5.0; Type: QDOVA002AA; Serial: TP:xxxx
- Measurement SW: DASY4, V4.7 Build 80; Postprocessing SW: SEMCAD, V1.8 Build 186

Back of EUT Facing Phantom - High/Area Scan (111x81x1): Measurement grid: dx=15mm, dy=15mm
Maximum value of SAR (interpolated) = 0.895 mW/g
Back of EUT Facing Phantom - High/Zoom Scan (5x5x7) (5x5x7)/Cube 0: Measurement grid: dx=8mm, dy=8mm, dz=5mm
Reference Value = 32.1 V/m; Power Drift = 0.018 dB
Peak SAR (extrapolated) = 2.97 W/kg
SAR(1 g) = 1.09 mW/g; SAR(10 g) = 0.520 mW/g
Maximum value of SAR (measured) = 1.14 mW/g

This report shall not be reproduced except in full, without the written approval of UL Verification Services Ltd.

152: Back of EUT Facing Phantom LTE 17 100%RB CH23800
Date: 25/07/2014
DUT: A1600; Type: FCC ID: BCGA1600

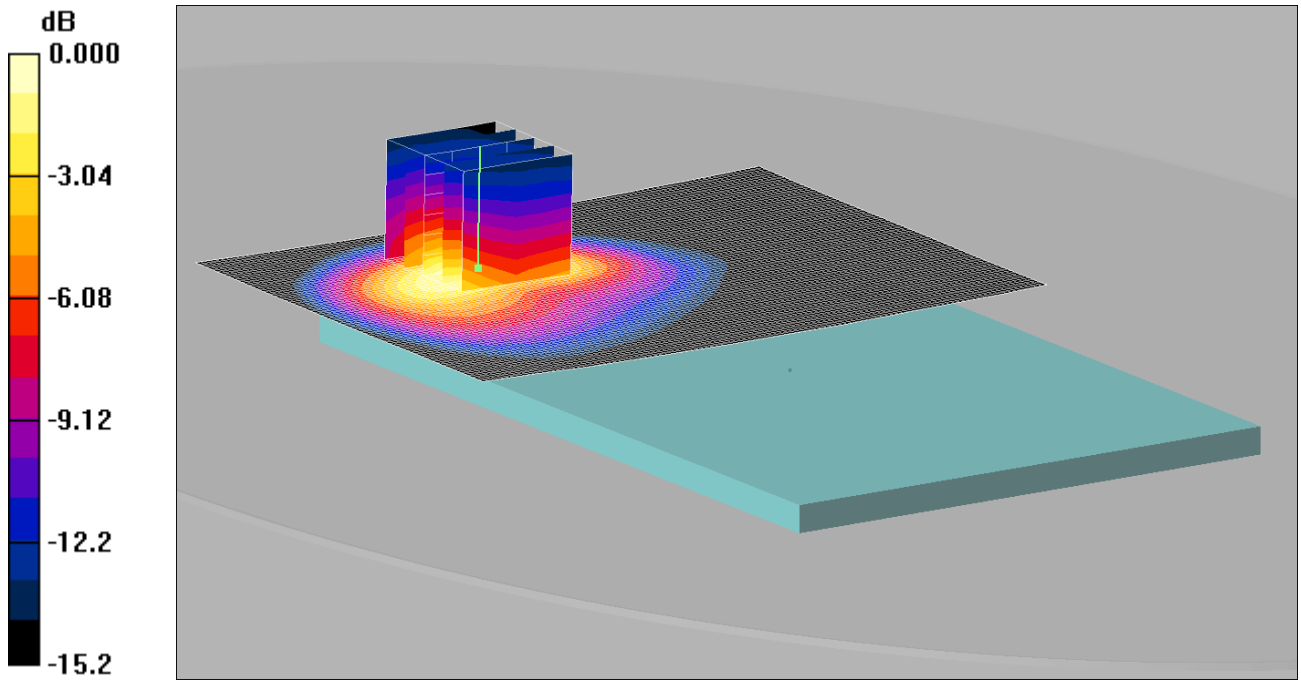

0 dB = 1.15mW/g

Communication System: LTE - Band 17 / 10MHz Channel; Frequency: 711 MHz;Duty Cycle: 1:1
Medium: 750 MHz MSL Medium parameters used (interpolated): f = 711 MHz; σ = 0.914 mho/m; ε_r = 54.8; ρ = 1000 kg/m^3
Phantom section: Flat Section
DASY4 Configuration:
- Probe: ET3DV6 - SN1586; ConvF(6.32, 6.32, 6.32);
- Sensor-Surface: 4mm (Mechanical Surface Detection)
- Electronics: DAE3 Sn450; Calibrated: 31/10/2013
- Phantom: ELI v5.0; Type: QDOVA002AA; Serial: TP:xxxx
- Measurement SW: DASY4, V4.7 Build 80; Postprocessing SW: SEMCAD, V1.8 Build 186

Back of EUT Facing Phantom - High/Area Scan (111x81x1): Measurement grid: dx=15mm, dy=15mm
Maximum value of SAR (interpolated) = 0.896 mW/g
Back of EUT Facing Phantom - High/Zoom Scan (5x5x7) (5x5x7)/Cube 0: Measurement grid: dx=8mm, dy=8mm, dz=5mm
Reference Value = 27.2 V/m; Power Drift = 0.083 dB
Peak SAR (extrapolated) = 3.00 W/kg
SAR(1 g) = 1.11 mW/g; SAR(10 g) = 0.529 mW/g
Maximum value of SAR (measured) = 1.15 mW/g

This report shall not be reproduced except in full, without the written approval of UL Verification Services Ltd.

153: Top of EUT Facing Phantom LTE 17 1RB Low CH23790
Date: 25/07/2014
DUT: A1600; Type: FCC ID: BCGA1600

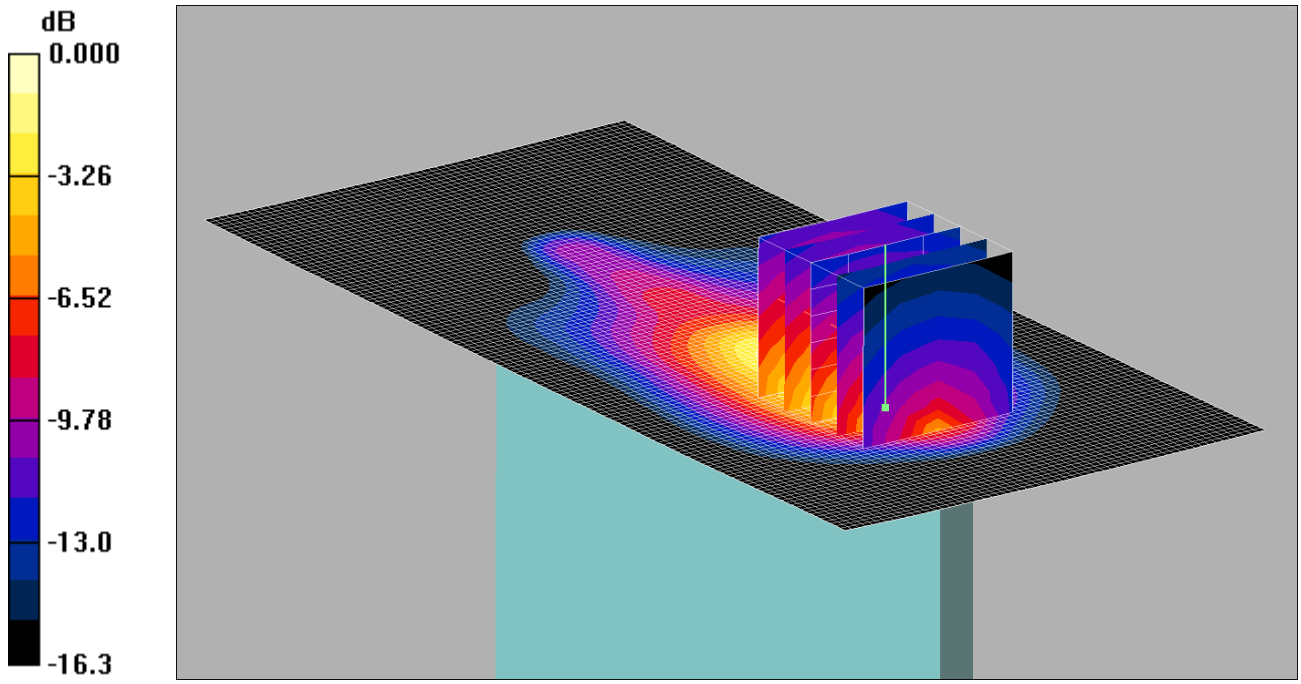

0 dB = 0.572mW/g

Communication System: LTE - Band 17 / 10MHz Channel; Frequency: 710 MHz;Duty Cycle: 1:1
Medium: 750 MHz MSL Medium parameters used (interpolated): f = 710 MHz; σ = 0.913 mho/m; ε_r = 54.9; ρ = 1000 kg/m^3
Phantom section: Flat Section
DASY4 Configuration:
- Probe: ET3DV6 - SN1586; ConvF(6.32, 6.32, 6.32);
- Sensor-Surface: 4mm (Mechanical Surface Detection)
- Electronics: DAE3 Sn450; Calibrated: 31/10/2013
- Phantom: ELI v5.0; Type: QDOVA002AA; Serial: TP:xxxx
- Measurement SW: DASY4, V4.7 Build 80; Postprocessing SW: SEMCAD, V1.8 Build 186

Top of EUT Facing Phantom - Middle/Area Scan (61x131x1): Measurement grid: dx=15mm, dy=15mm
Maximum value of SAR (interpolated) = 0.678 mW/g
Top of EUT Facing Phantom - Middle/Zoom Scan (5x5x7) (5x5x7)/Cube 0: Measurement grid: dx=8mm, dy=8mm, dz=5mm
Reference Value = 22.7 V/m; Power Drift = -0.087 dB
Peak SAR (extrapolated) = 1.46 W/kg
SAR(1 g) = 0.478 mW/g; SAR(10 g) = 0.232 mW/g
Maximum value of SAR (measured) = 0.572 mW/g

This report shall not be reproduced except in full, without the written approval of UL Verification Services Ltd.

154: Top of EUT Facing Phantom LTE 17 50%RB Low CH23790
Date: 25/07/2014
DUT: A1600; Type: FCC ID: BCGA1600

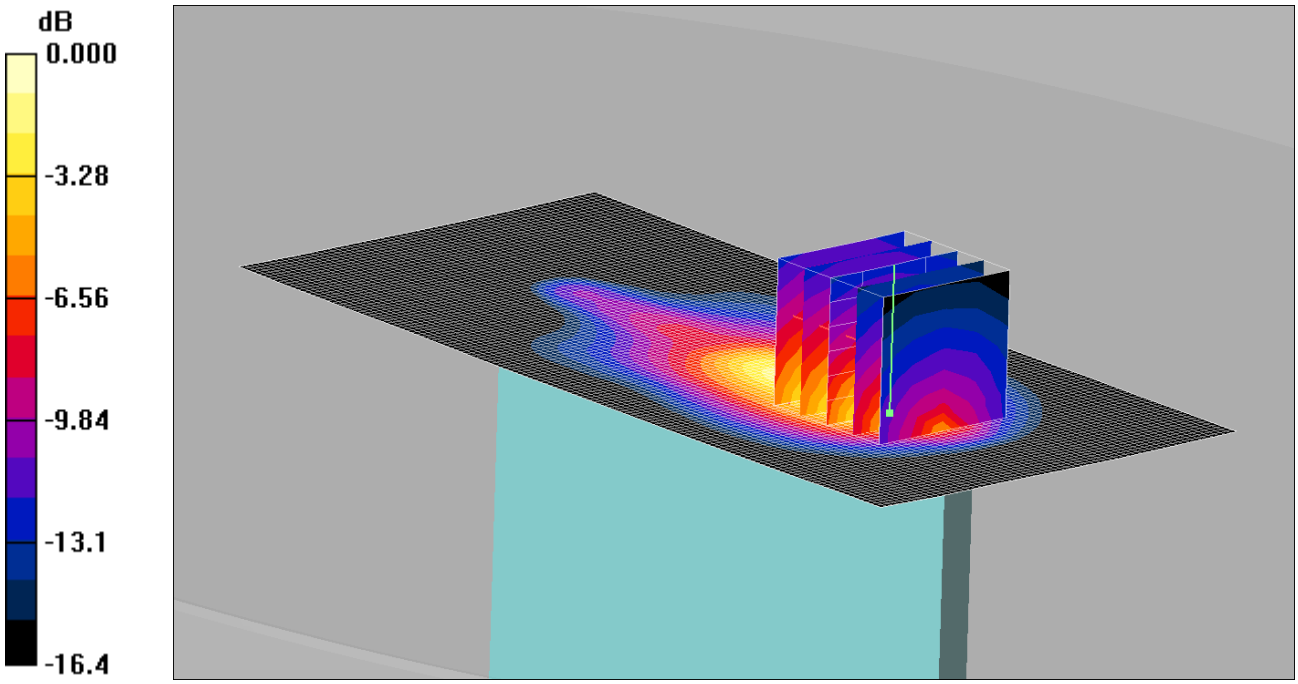

0 dB = 0.593mW/g

Communication System: LTE - Band 17 / 10MHz Channel; Frequency: 710 MHz;Duty Cycle: 1:1
Medium: 750 MHz MSL Medium parameters used (interpolated): f = 710 MHz; σ = 0.913 mho/m; ε_r = 54.9; ρ = 1000 kg/m^3
Phantom section: Flat Section
DASY4 Configuration:
- Probe: ET3DV6 - SN1586; ConvF(6.32, 6.32, 6.32);
- Sensor-Surface: 4mm (Mechanical Surface Detection)
- Electronics: DAE3 Sn450; Calibrated: 31/10/2013
- Phantom: ELI v5.0; Type: QDOVA002AA; Serial: TP:xxxx
- Measurement SW: DASY4, V4.7 Build 80; Postprocessing SW: SEMCAD, V1.8 Build 186

Top of EUT Facing Phantom - Middle/Area Scan (61x131x1): Measurement grid: dx=15mm, dy=15mm
Maximum value of SAR (interpolated) = 0.663 mW/g
Top of EUT Facing Phantom - Middle/Zoom Scan (5x5x7) (5x5x7)/Cube 0: Measurement grid: dx=8mm, dy=8mm, dz=5mm
Reference Value = 22.7 V/m; Power Drift = -0.160 dB
Peak SAR (extrapolated) = 1.47 W/kg
SAR(1 g) = 0.487 mW/g; SAR(10 g) = 0.232 mW/g
Maximum value of SAR (measured) = 0.593 mW/g

This report shall not be reproduced except in full, without the written approval of UL Verification Services Ltd.

155: Right Side of EUT Facing Phantom LTE 17 1RB Low CH23790
Date: 25/07/2014
DUT: A1600; Type: FCC ID: BCGA1600

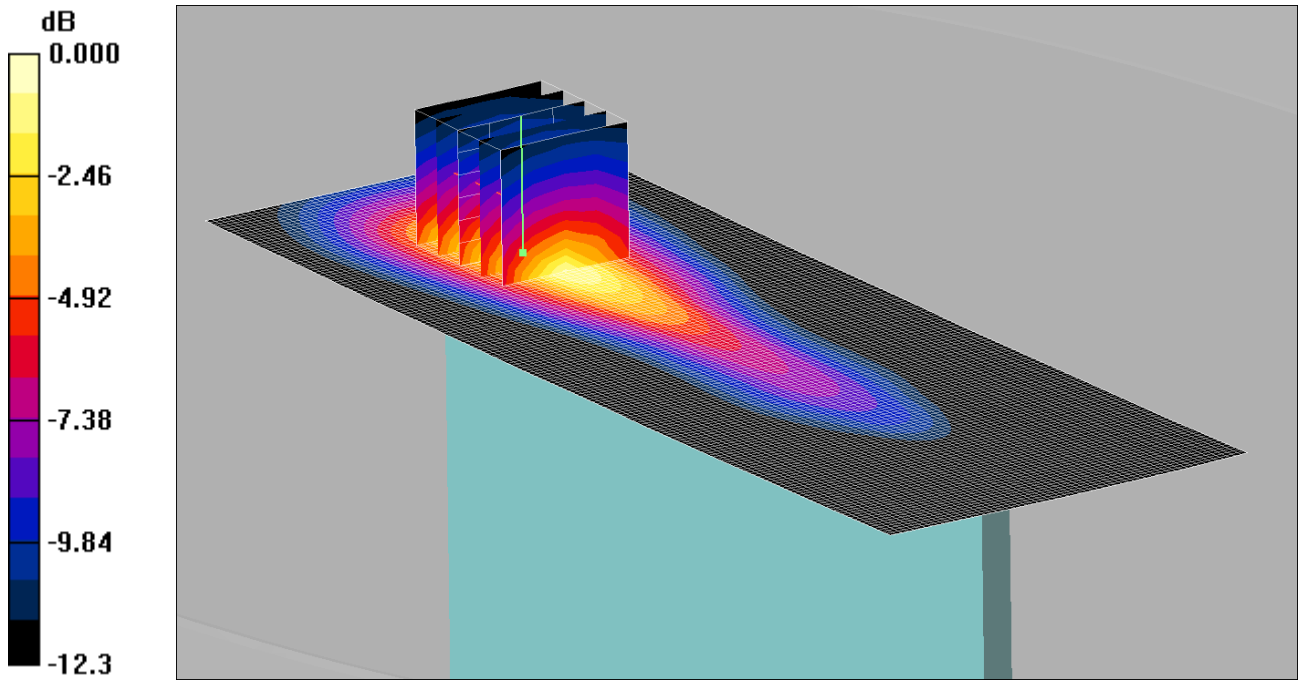

0 dB = 0.077mW/g

Communication System: LTE - Band 17 / 10MHz Channel; Frequency: 710 MHz;Duty Cycle: 1:1
Medium: 750 MHz MSL Medium parameters used (interpolated): f = 710 MHz; σ = 0.913 mho/m; ε_r = 54.9; ρ = 1000 kg/m^3
Phantom section: Flat Section
DASY4 Configuration:
- Probe: ET3DV6 - SN1586; ConvF(6.32, 6.32, 6.32);
- Sensor-Surface: 4mm (Mechanical Surface Detection)
- Electronics: DAE3 Sn450; Calibrated: 31/10/2013
- Phantom: ELI v5.0; Type: QDOVA002AA; Serial: TP:xxxx
- Measurement SW: DASY4, V4.7 Build 80; Postprocessing SW: SEMCAD, V1.8 Build 186

Top of EUT Facing Phantom - Middle/Area Scan (61x171x1): Measurement grid: dx=15mm, dy=15mm
Maximum value of SAR (interpolated) = 0.070 mW/g
Top of EUT Facing Phantom - Middle/Zoom Scan (5x5x7) (5x5x7)/Cube 0: Measurement grid: dx=8mm, dy=8mm, dz=5mm
Reference Value = 7.98 V/m; Power Drift = 0.026 dB
Peak SAR (extrapolated) = 0.133 W/kg
SAR(1 g) = 0.066 mW/g; SAR(10 g) = 0.036 mW/g
Maximum value of SAR (measured) = 0.077 mW/g

Note: SAR level measured is very low as equivalent to noise floor.

This report shall not be reproduced except in full, without the written approval of UL Verification Services Ltd.

156: Right Side of EUT Facing Phantom LTE 17 50%RB Low CH23790
Date: 25/07/2014
DUT: A1600; Type: FCC ID: BCGA1600

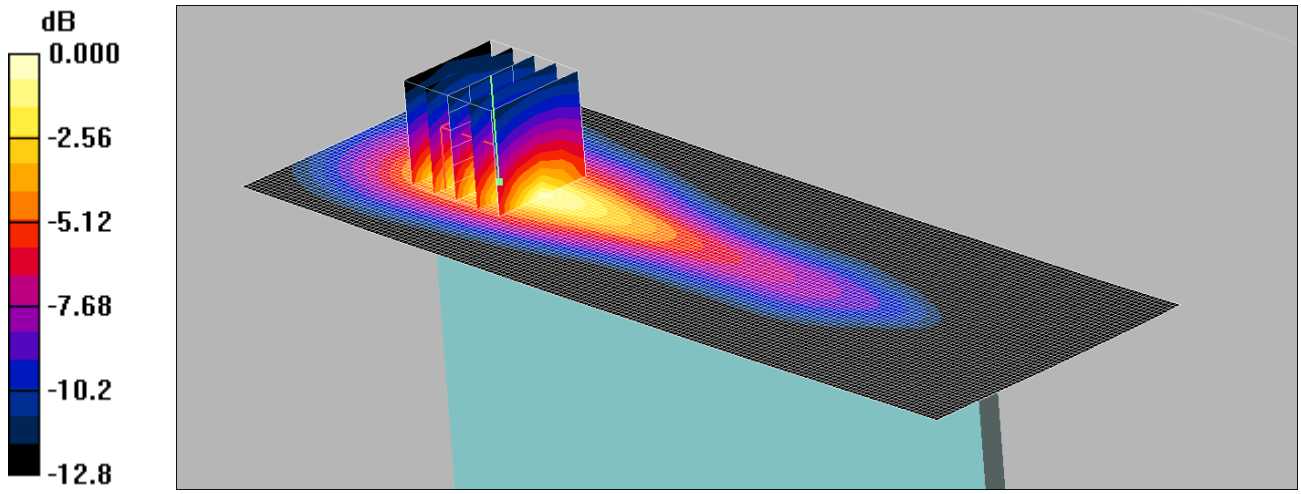

0 dB = 0.080mW/g

Communication System: LTE - Band 17 / 10MHz Channel; Frequency: 710 MHz;Duty Cycle: 1:1
Medium: 750 MHz MSL Medium parameters used (interpolated): f = 710 MHz; σ = 0.913 mho/m; ε_r = 54.9; ρ = 1000 kg/m^3
Phantom section: Flat Section
DASY4 Configuration:
- Probe: ET3DV6 - SN1586; ConvF(6.32, 6.32, 6.32);
- Sensor-Surface: 4mm (Mechanical Surface Detection)
- Electronics: DAE3 Sn450; Calibrated: 31/10/2013
- Phantom: ELI v5.0; Type: QDOVA002AA; Serial: TP:xxxx
- Measurement SW: DASY4, V4.7 Build 80; Postprocessing SW: SEMCAD, V1.8 Build 186

Top of EUT Facing Phantom - Middle/Area Scan (61x171x1): Measurement grid: dx=15mm, dy=15mm
Maximum value of SAR (interpolated) = 0.074 mW/g

Top of EUT Facing Phantom - Middle/Zoom Scan (5x5x7) (5x5x7)/Cube 0: Measurement grid: dx=8mm, dy=8mm, dz=5mm
Reference Value = 8.27 V/m; Power Drift = -0.036 dB
Peak SAR (extrapolated) = 0.135 W/kg
SAR(1 g) = 0.068 mW/g; SAR(10 g) = 0.037 mW/g
Maximum value of SAR (measured) = 0.080 mW/g

Note: SAR level measured is very low as equivalent to noise floor.

This report shall not be reproduced except in full, without the written approval of UL Verification Services Ltd.

157: Back of EUT Facing Phantom LTE Band 25 1RB Low CH26365
Date: 24/07/14
DUT: A1600; Type: FCC ID: BCGA1600

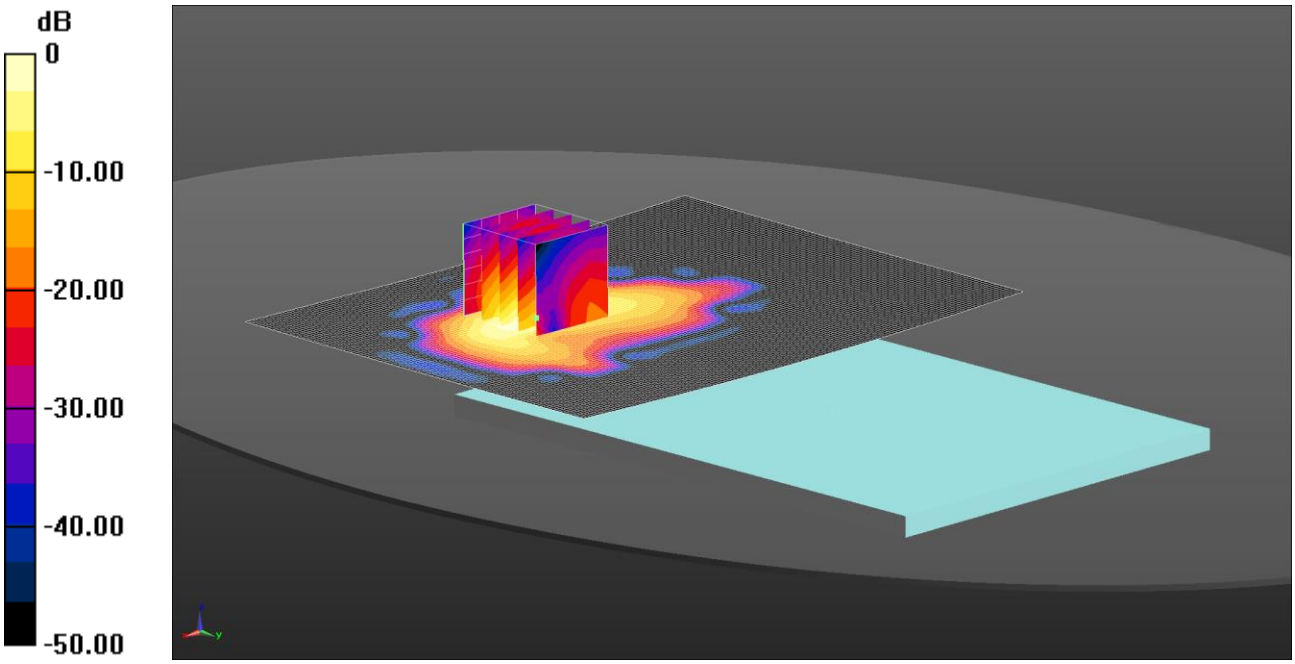

0 dB = 1.01 W/kg = 0.04 dBW/kg

Communication System: UID 0, LTE Band 25 (0); Frequency: 1882.5 MHz;Duty Cycle: 1:1
Medium: 1900 MHz /MSL Medium parameters used (interpolated): f = 1882.5 MHz; σ = 1.531 S/m; ε_r = 53.555; ρ = 1000 kg/m^3
Phantom section: Flat Section
DASY4 Configuration:
- Probe: EX3DV4 - SN3995; ConvF(7.74, 7.74, 7.74); Calibrated: 09/05/14;
- Sensor-Surface: 4mm (Mechanical Surface Detection)
- Electronics: DAE4 Sn1435; Calibrated: 15/04/14
- Phantom: ELI v5.0 (30deg probe tilt); Type: QDOVA002AA; Serial: TP:xxxx
- ; SEMCAD X Version 14.6.10 (7331)

Configuration/Back of EUT Facing Phantom - Low/Area Scan (131x101x1): Interpolated grid: dx=1.500 mm, dy=1.500 mm
Maximum value of SAR (interpolated) = 1.01 W/kg
Configuration/Back of EUT Facing Phantom - Low/Zoom Scan (5x5x7) 2 (5x5x7)/Cube 0: Measurement grid: dx=8mm, dy=8mm, dz=5mm
Reference Value = 6.681 V/m; Power Drift = 0.14 dB
Peak SAR (extrapolated) = 1.74 W/kg
SAR(1 g) = 0.873 W/kg; SAR(10 g) = 0.387 W/kg
Maximum value of SAR (measured) = 1.04 W/kg

This report shall not be reproduced except in full, without the written approval of UL Verification Services Ltd.

158: Back of EUT Facing Phantom LTE Band 25 1RB Low CH26140
Date: 24/07/14
DUT: A1600; Type: FCC ID: BCGA1600

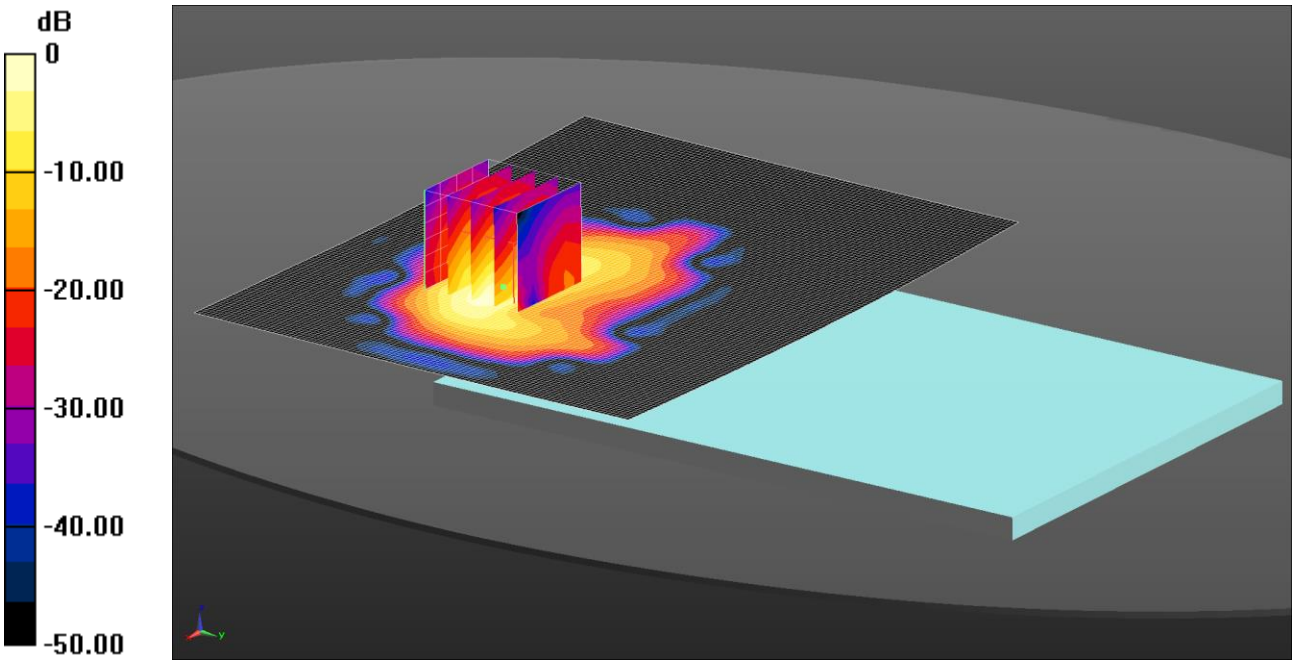

0 dB = 1.08 W/kg = 0.34 dBW/kg

Communication System: UID 0, LTE Band 25 (0); Frequency: 1860 MHz;Duty Cycle: 1:1
Medium: 1900 MHz /MSL Medium parameters used (interpolated): f = 1860 MHz; σ = 1.509 S/m; ε_r = 53.635; ρ = 1000 kg/m^3
Phantom section: Flat Section
DASY4 Configuration:
- Probe: EX3DV4 - SN3995; ConvF(7.74, 7.74, 7.74); Calibrated: 09/05/14;
- Sensor-Surface: 4mm (Mechanical Surface Detection)
- Electronics: DAE4 Sn1435; Calibrated: 15/04/14
- Phantom: ELI v5.0 (30deg probe tilt); Type: QDOVA002AA; Serial: TP:xxxx
- ; SEMCAD X Version 14.6.10 (7331)

Configuration/Back of EUT Facing Phantom - Low/Area Scan (131x101x1): Interpolated grid: dx=1.500 mm, dy=1.500 mm
Maximum value of SAR (interpolated) = 1.08 W/kg
Configuration/Back of EUT Facing Phantom - Low/Zoom Scan (5x5x7) 2 (5x5x7)/Cube 0: Measurement grid: dx=8mm, dy=8mm, dz=5mm
Reference Value = 6.651 V/m; Power Drift = 0.11 dB
Peak SAR (extrapolated) = 1.87 W/kg
SAR(1 g) = 0.926 W/kg; SAR(10 g) = 0.410 W/kg
Maximum value of SAR (measured) = 1.09 W/kg

This report shall not be reproduced except in full, without the written approval of UL Verification Services Ltd.

159: Back of EUT Facing Phantom LTE Band 25 1RB Low CH26590
Date: 24/07/14
DUT: A1600; Type: FCC ID: BCGA1600

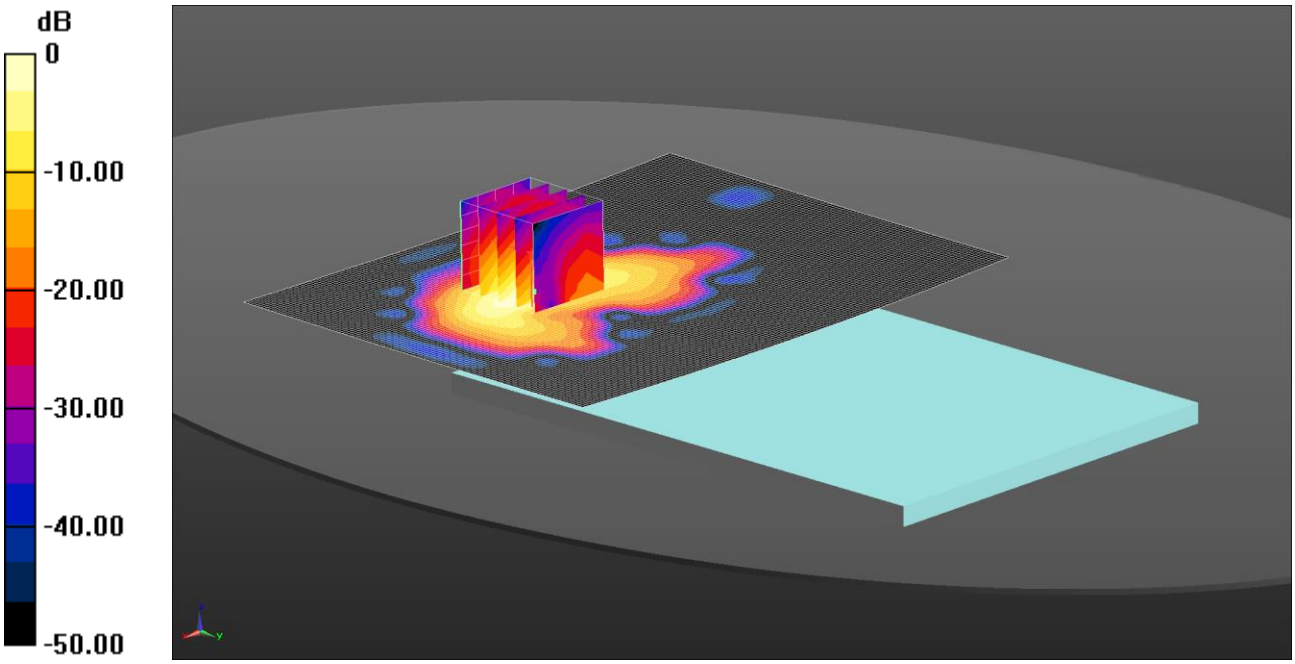

0 dB = 1.01 W/kg = 0.06 dBW/kg

Communication System: UID 0, LTE Band 25 (0); Frequency: 1905 MHz;Duty Cycle: 1:1
Medium: 1900 MHz /MSL Medium parameters used (interpolated): f = 1905 MHz; σ = 1.554 S/m; ε_r = 53.475; ρ = 1000 kg/m^3
Phantom section: Flat Section
DASY4 Configuration:
- Probe: EX3DV4 - SN3995; ConvF(7.74, 7.74, 7.74); Calibrated: 09/05/14;
- Sensor-Surface: 4mm (Mechanical Surface Detection)
- Electronics: DAE4 Sn1435; Calibrated: 15/04/14
- Phantom: ELI v5.0 (30deg probe tilt); Type: QDOVA002AA; Serial: TP:xxxx
- ; SEMCAD X Version 14.6.10 (7331)

Configuration/Back of EUT Facing Phantom - Low/Area Scan (131x101x1): Interpolated grid: dx=1.500 mm, dy=1.500 mm
Maximum value of SAR (interpolated) = 1.01 W/kg
Configuration/Back of EUT Facing Phantom - Low/Zoom Scan (5x5x7) 2 (5x5x7)/Cube 0: Measurement grid: dx=8mm, dy=8mm, dz=5mm
Reference Value = 6.983 V/m; Power Drift = 0.08 dB
Peak SAR (extrapolated) = 1.75 W/kg
SAR(1 g) = 0.875 W/kg; SAR(10 g) = 0.387 W/kg
Maximum value of SAR (measured) = 1.04 W/kg

This report shall not be reproduced except in full, without the written approval of UL Verification Services Ltd.

160: Back of EUT Facing Phantom LTE Band 25 50% RB Middle CH26365
Date: 24/07/14
DUT: A1600; Type: FCC ID: BCGA1600

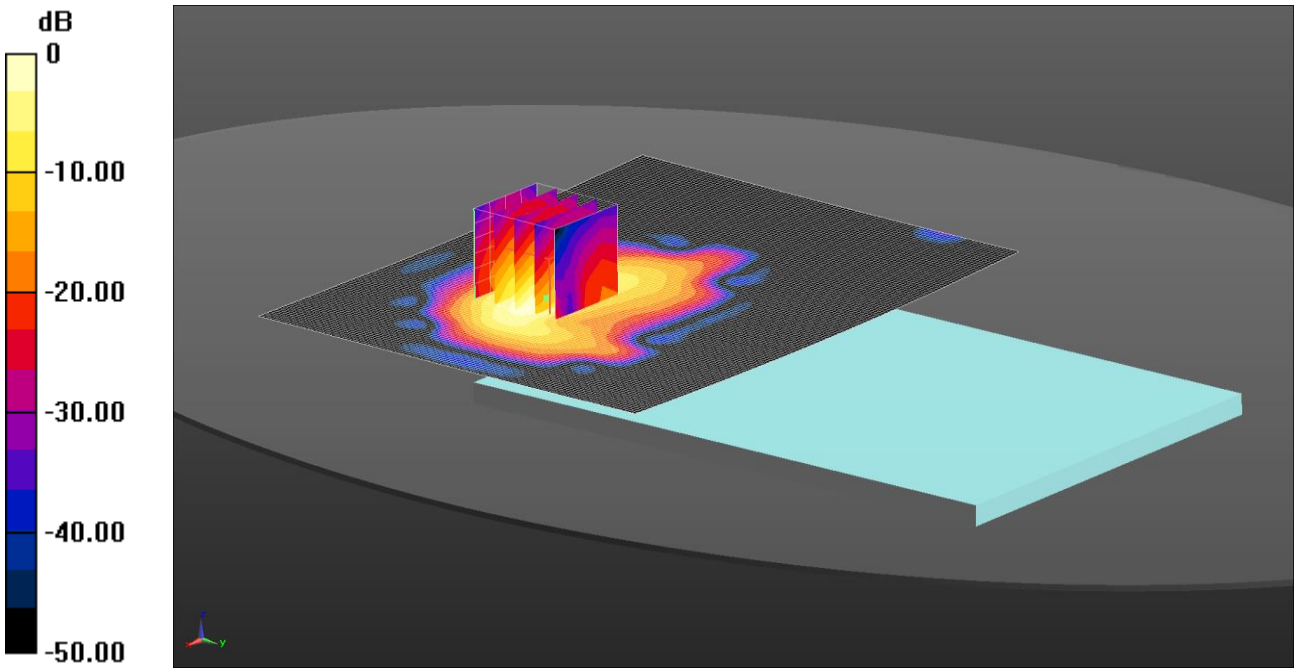

0 dB = 1.07 W/kg = 0.28 dBW/kg

Communication System: UID 0, LTE Band 25 (0); Frequency: 1882.5 MHz;Duty Cycle: 1:1
Medium: 1900 MHz /MSL Medium parameters used (interpolated): f = 1882.5 MHz; σ = 1.531 S/m; ε_r = 53.555; ρ = 1000 kg/m^3
Phantom section: Flat Section
DASY4 Configuration:
- Probe: EX3DV4 - SN3995; ConvF(7.74, 7.74, 7.74); Calibrated: 09/05/14;
- Sensor-Surface: 4mm (Mechanical Surface Detection)
- Electronics: DAE4 Sn1435; Calibrated: 15/04/14
- Phantom: ELI v5.0 (30deg probe tilt); Type: QDOVA002AA; Serial: TP:xxxx
- ; SEMCAD X Version 14.6.10 (7331)

Configuration/Back of EUT Facing Phantom - Low/Area Scan (131x101x1): Interpolated grid: dx=1.500 mm, dy=1.500 mm
Maximum value of SAR (interpolated) = 1.07 W/kg
Configuration/Back of EUT Facing Phantom - Low/Zoom Scan (5x5x7) 2 (5x5x7)/Cube 0: Measurement grid: dx=8mm, dy=8mm, dz=5mm
Reference Value = 6.743 V/m; Power Drift = 0.14 dB
Peak SAR (extrapolated) = 1.87 W/kg
SAR(1 g) = 0.929 W/kg; SAR(10 g) = 0.413 W/kg
Maximum value of SAR (measured) = 1.11 W/kg

This report shall not be reproduced except in full, without the written approval of UL Verification Services Ltd.

161: Back of EUT Facing Phantom LTE Band 25 50% RB Middle CH26140
Date: 24/07/14
DUT: A1600; Type: FCC ID: BCGA1600

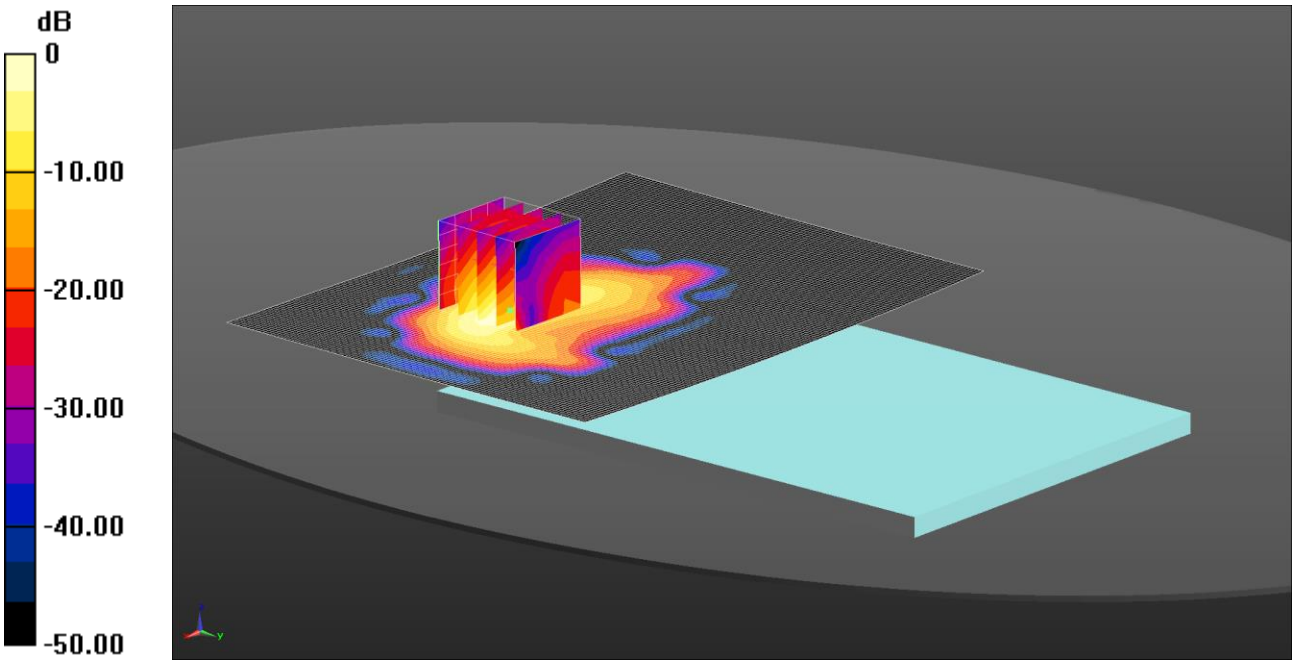

0 dB = 1.11 W/kg = 0.44 dBW/kg

Communication System: UID 0, LTE Band 25 (0); Frequency: 1860 MHz;Duty Cycle: 1:1
Medium: 1900 MHz /MSL Medium parameters used (interpolated): f = 1860 MHz; σ = 1.509 S/m; ε_r = 53.635; ρ = 1000 kg/m^3
Phantom section: Flat Section
DASY4 Configuration:
- Probe: EX3DV4 - SN3995; ConvF(7.74, 7.74, 7.74); Calibrated: 09/05/14;
- Sensor-Surface: 4mm (Mechanical Surface Detection)
- Electronics: DAE4 Sn1435; Calibrated: 15/04/14
- Phantom: ELI v5.0 (30deg probe tilt); Type: QDOVA002AA; Serial: TP:xxxx
- ; SEMCAD X Version 14.6.10 (7331)

Configuration/Back of EUT Facing Phantom - Low/Area Scan (131x101x1): Interpolated grid: dx=1.500 mm, dy=1.500 mm
Maximum value of SAR (interpolated) = 1.11 W/kg
Configuration/Back of EUT Facing Phantom - Low/Zoom Scan (5x5x7) 2 (5x5x7)/Cube 0: Measurement grid: dx=8mm, dy=8mm, dz=5mm
Reference Value = 6.669 V/m; Power Drift = 0.02 dB
Peak SAR (extrapolated) = 1.88 W/kg
SAR(1 g) = 0.941 W/kg; SAR(10 g) = 0.418 W/kg
Maximum value of SAR (measured) = 1.13 W/kg

This report shall not be reproduced except in full, without the written approval of UL Verification Services Ltd.

162: Back of EUT Facing Phantom LTE Band 25 50% RB Middle CH26590
Date: 24/07/14
DUT: A1600; Type: FCC ID: BCGA1600

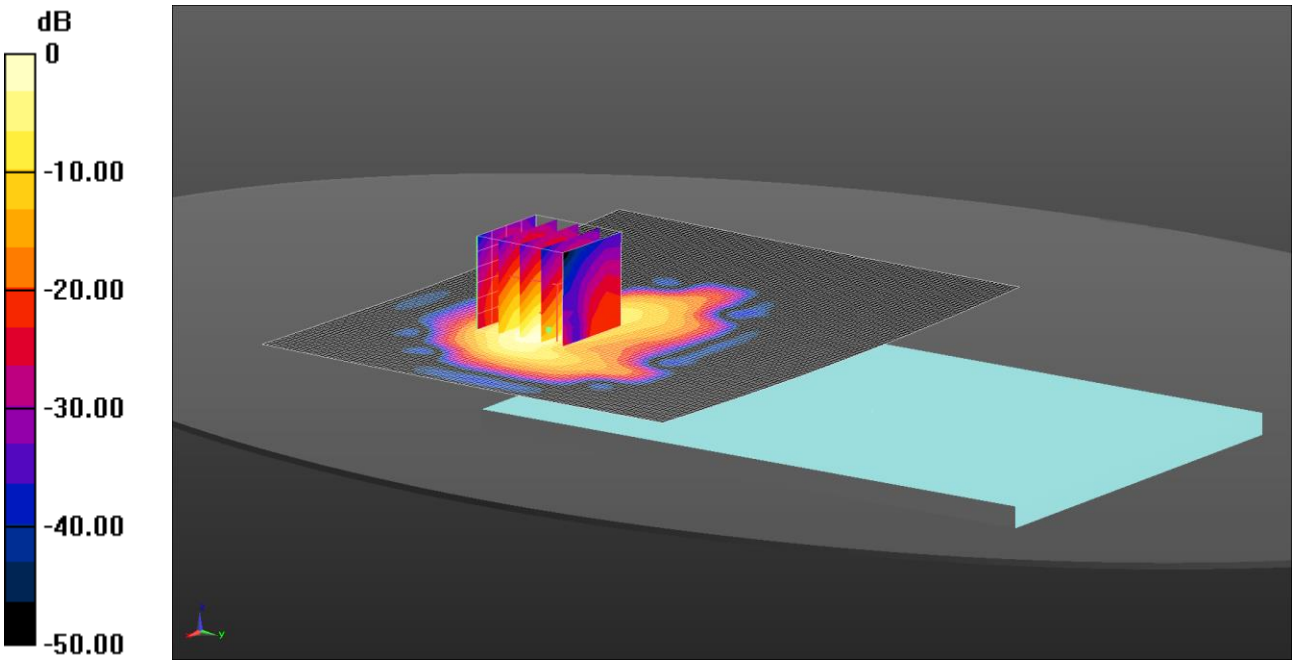

0 dB = 1.03 W/kg = 0.14 dBW/kg

Communication System: UID 0, LTE Band 25 (0); Frequency: 1905 MHz;Duty Cycle: 1:1
Medium: 1900 MHz /MSL Medium parameters used (interpolated): f = 1905 MHz; σ = 1.554 S/m; ε_r = 53.475; ρ = 1000 kg/m^3
Phantom section: Flat Section
DASY4 Configuration:
- Probe: EX3DV4 - SN3995; ConvF(7.74, 7.74, 7.74); Calibrated: 09/05/14;
- Sensor-Surface: 4mm (Mechanical Surface Detection)
- Electronics: DAE4 Sn1435; Calibrated: 15/04/14
- Phantom: ELI v5.0 (30deg probe tilt); Type: QDOVA002AA; Serial: TP:xxxx
- ; SEMCAD X Version 14.6.10 (7331)

Configuration/Back of EUT Facing Phantom - Low/Area Scan (131x101x1): Interpolated grid: dx=1.500 mm, dy=1.500 mm
Maximum value of SAR (interpolated) = 1.03 W/kg
Configuration/Back of EUT Facing Phantom - Low/Zoom Scan (5x5x7) 2 (5x5x7)/Cube 0: Measurement grid: dx=8mm, dy=8mm, dz=5mm
Reference Value = 6.841 V/m; Power Drift = 0.05 dB
Peak SAR (extrapolated) = 1.84 W/kg
SAR(1 g) = 0.909 W/kg; SAR(10 g) = 0.403 W/kg
Maximum value of SAR (measured) = 1.09 W/kg

This report shall not be reproduced except in full, without the written approval of UL Verification Services Ltd.

163: Back of EUT Facing Phantom LTE Band 25 100% RB Middle CH26365
Date: 24/07/14
DUT: A1600; Type: FCC ID: BCGA1600

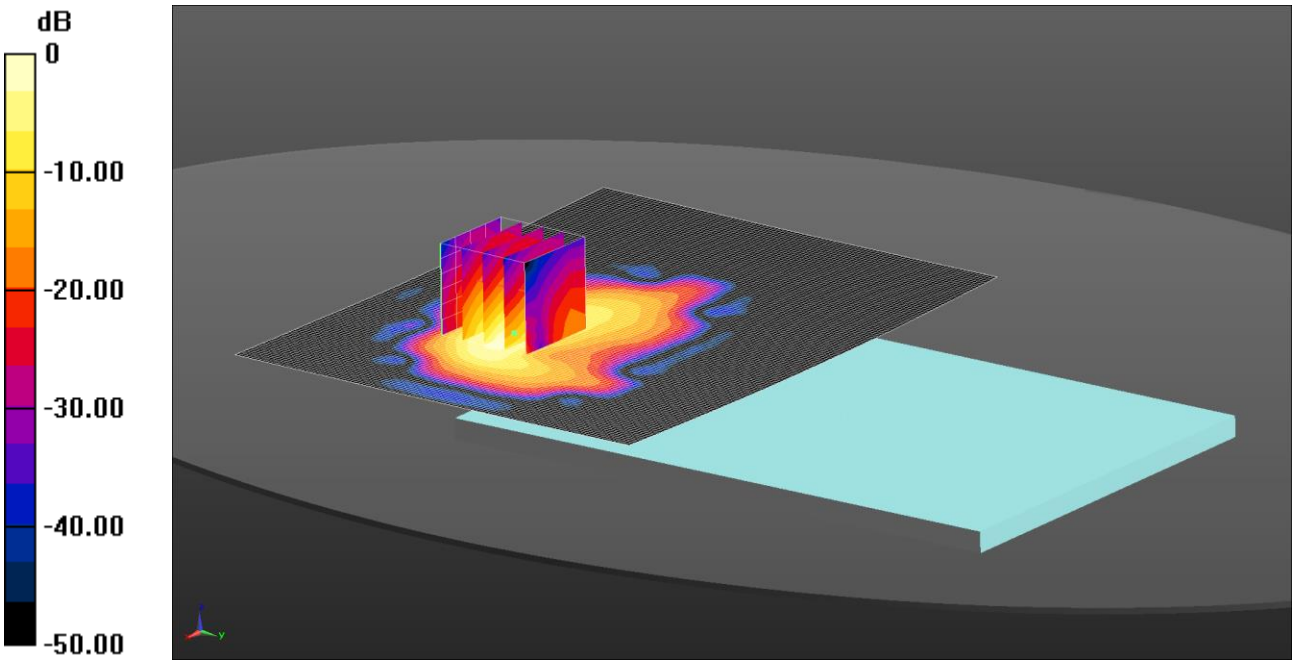

0 dB = 1.00 W/kg = 0.01 dBW/kg

Communication System: UID 0, LTE Band 25 (0); Frequency: 1882.5 MHz;Duty Cycle: 1:1
Medium: 1900 MHz /MSL Medium parameters used (interpolated): f = 1882.5 MHz; σ = 1.531 S/m; ε_r = 53.555; ρ = 1000 kg/m^3
Phantom section: Flat Section
DASY4 Configuration:
- Probe: EX3DV4 - SN3995; ConvF(7.74, 7.74, 7.74); Calibrated: 09/05/14;
- Sensor-Surface: 4mm (Mechanical Surface Detection)
- Electronics: DAE4 Sn1435; Calibrated: 15/04/14
- Phantom: ELI v5.0 (30deg probe tilt); Type: QDOVA002AA; Serial: TP:xxxx
- ; SEMCAD X Version 14.6.10 (7331)

Configuration/Back of EUT Facing Phantom - Low/Area Scan (131x101x1): Interpolated grid: dx=1.500 mm, dy=1.500 mm
Maximum value of SAR (interpolated) = 1.00 W/kg
Configuration/Back of EUT Facing Phantom - Low/Zoom Scan (5x5x7) 2 (5x5x7)/Cube 0: Measurement grid: dx=8mm, dy=8mm, dz=5mm
Reference Value = 6.588 V/m; Power Drift = 0.04 dB
Peak SAR (extrapolated) = 1.77 W/kg
SAR(1 g) = 0.879 W/kg; SAR(10 g) = 0.390 W/kg
Maximum value of SAR (measured) = 1.03 W/kg

This report shall not be reproduced except in full, without the written approval of UL Verification Services Ltd.

164: Top of EUT Facing Phantom LTE Band 25 1RB Low CH26265
Date: 24/07/14
DUT: A1600; Type: FCC ID: BCGA1600

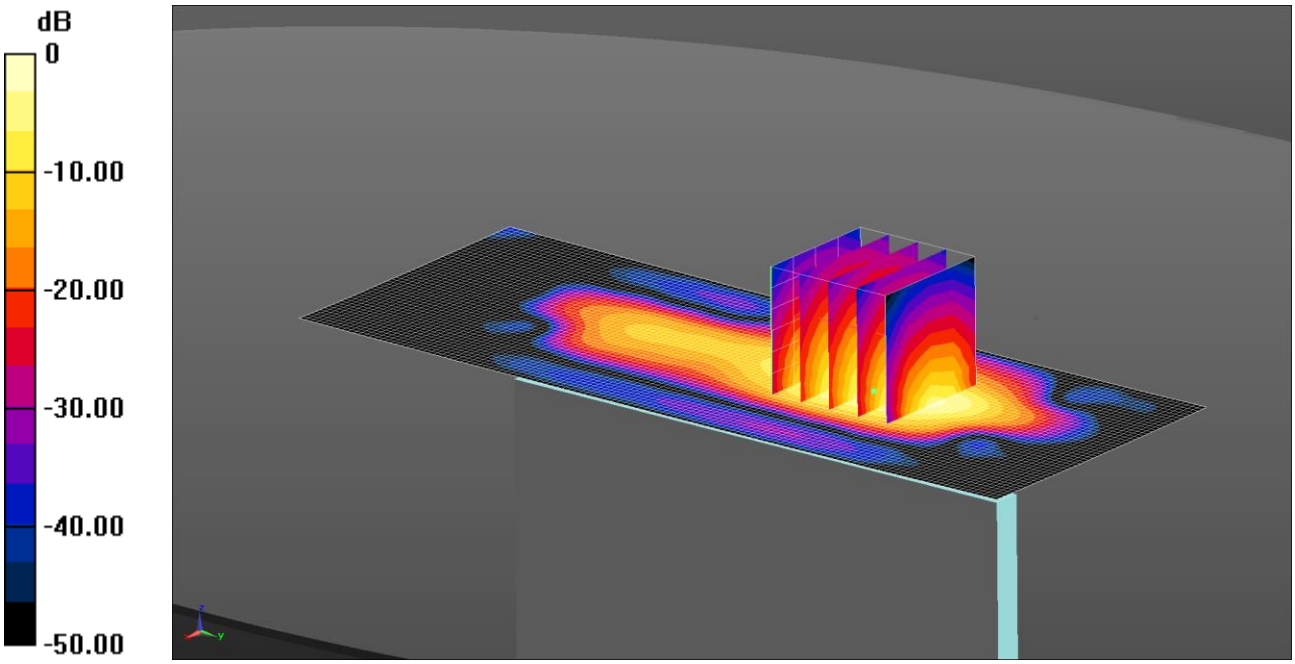

0 dB = 1.04 W/kg = 0.17 dBW/kg

Communication System: UID 0, LTE Band 25 (0); Frequency: 1882.5 MHz;Duty Cycle: 1:1
Medium: 1900 MHz /MSL Medium parameters used (interpolated): f = 1882.5 MHz; σ = 1.531 S/m; ε_r = 53.555; ρ = 1000 kg/m^3
Phantom section: Flat Section
DASY4 Configuration:
- Probe: EX3DV4 - SN3995; ConvF(7.74, 7.74, 7.74); Calibrated: 09/05/14;
- Sensor-Surface: 4mm (Mechanical Surface Detection)
- Electronics: DAE4 Sn1435; Calibrated: 15/04/14
- Phantom: ELI v5.0 (30deg probe tilt); Type: QDOVA002AA; Serial: TP:xxxx
- ; SEMCAD X Version 14.6.10 (7331)

Configuration/Top of EUT Facing Phantom - Low/Area Scan (51x131x1): Interpolated grid: dx=1.500 mm, dy=1.500 mm
Maximum value of SAR (interpolated) = 1.04 W/kg
Configuration/Top of EUT Facing Phantom - Low/Zoom Scan (5x5x7) 2 (5x5x7)/Cube 0: Measurement grid: dx=8mm, dy=8mm, dz=5mm
Reference Value = 22.94 V/m; Power Drift = 0.02 dB
Peak SAR (extrapolated) = 1.42 W/kg
SAR(1 g) = 0.725 W/kg; SAR(10 g) = 0.338 W/kg
Maximum value of SAR (measured) = 0.813 W/kg

This report shall not be reproduced except in full, without the written approval of UL Verification Services Ltd.

165: Top of EUT Facing Phantom LTE Band 25 50% RB Middle CH26365
Date: 24/07/14
DUT: A1600; Type: FCC ID: BCGA1600

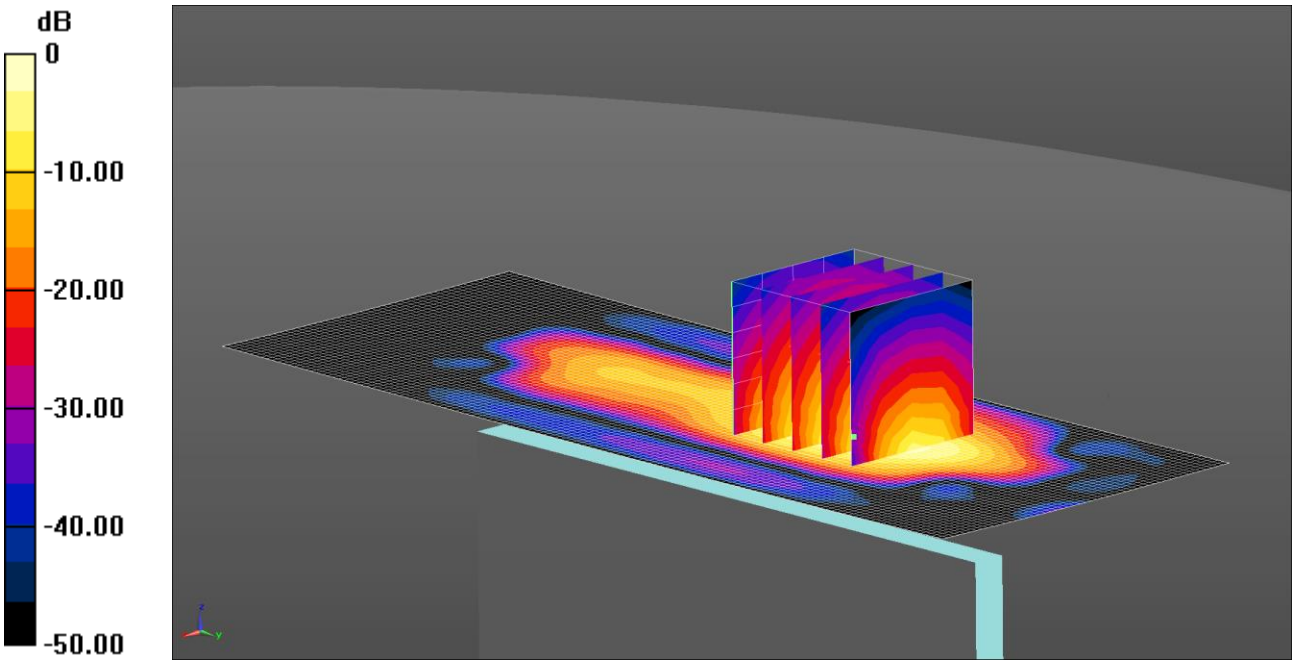

0 dB = 1.21 W/kg = 0.83 dBW/kg

Communication System: UID 0, LTE Band 25 (0); Frequency: 1882.5 MHz;Duty Cycle: 1:1
Medium: 1900 MHz /MSL Medium parameters used (interpolated): f = 1882.5 MHz; σ = 1.531 S/m; ε_r = 53.555; ρ = 1000 kg/m^3
Phantom section: Flat Section
DASY4 Configuration:
- Probe: EX3DV4 - SN3995; ConvF(7.74, 7.74, 7.74); Calibrated: 09/05/14;
- Sensor-Surface: 4mm (Mechanical Surface Detection)
- Electronics: DAE4 Sn1435; Calibrated: 15/04/14
- Phantom: ELI v5.0 (30deg probe tilt); Type: QDOVA002AA; Serial: TP:xxxx
- ; SEMCAD X Version 14.6.10 (7331)

Configuration/Top of EUT Facing Phantom - Low/Area Scan (51x131x1): Interpolated grid: dx=1.500 mm, dy=1.500 mm
Maximum value of SAR (interpolated) = 1.21 W/kg
Configuration/Top of EUT Facing Phantom - Low/Zoom Scan (5x5x7) 2 (5x5x7)/Cube 0: Measurement grid: dx=8mm, dy=8mm, dz=5mm
Reference Value = 21.99 V/m; Power Drift = 0.10 dB
Peak SAR (extrapolated) = 1.68 W/kg
SAR(1 g) = 0.858 W/kg; SAR(10 g) = 0.400 W/kg
Maximum value of SAR (measured) = 0.965 W/kg

This report shall not be reproduced except in full, without the written approval of UL Verification Services Ltd.

166: Top of EUT Facing Phantom LTE Band 25 50% RB Middle CH26140
Date: 24/07/14
DUT: A1600; Type: FCC ID: BCGA1600

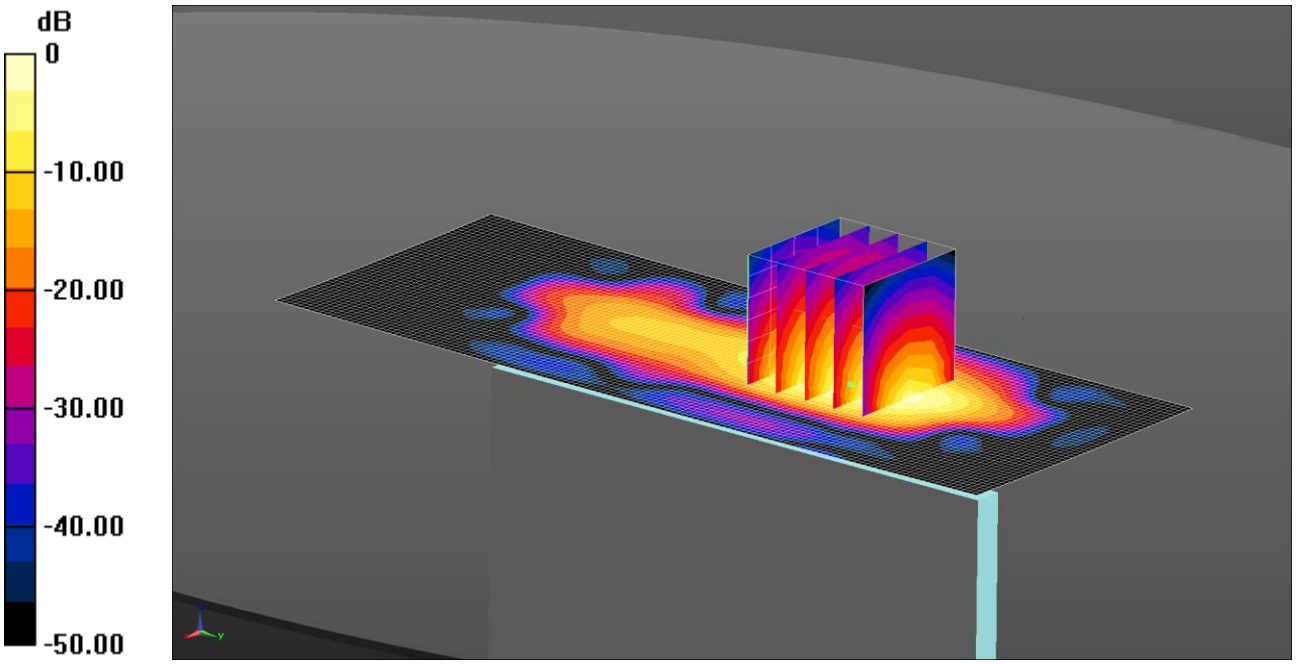

0 dB = 1.17 W/kg = 0.68 dBW/kg

Communication System: UID 0, LTE Band 25 (0); Frequency: 1860 MHz;Duty Cycle: 1:1
Medium: 1900 MHz /MSL Medium parameters used (interpolated): f = 1860 MHz; σ = 1.509 S/m; ε_r = 53.635; ρ = 1000 kg/m^3
Phantom section: Flat Section
DASY4 Configuration:
- Probe: EX3DV4 - SN3995; ConvF(7.74, 7.74, 7.74); Calibrated: 09/05/14;
- Sensor-Surface: 4mm (Mechanical Surface Detection)
- Electronics: DAE4 Sn1435; Calibrated: 15/04/14
- Phantom: ELI v5.0 (30deg probe tilt); Type: QDOVA002AA; Serial: TP:xxxx
- ; SEMCAD X Version 14.6.10 (7331)

Configuration/Top of EUT Facing Phantom - Low/Area Scan (51x131x1): Interpolated grid: dx=1.500 mm, dy=1.500 mm
Maximum value of SAR (interpolated) = 1.17 W/kg
Configuration/Top of EUT Facing Phantom - Low/Zoom Scan (5x5x7) 2 (5x5x7)/Cube 0: Measurement grid: dx=8mm, dy=8mm, dz=5mm
Reference Value = 21.57 V/m; Power Drift = 0.08 dB
Peak SAR (extrapolated) = 1.56 W/kg
SAR(1 g) = 0.797 W/kg; SAR(10 g) = 0.371 W/kg
Maximum value of SAR (measured) = 0.908 W/kg

This report shall not be reproduced except in full, without the written approval of UL Verification Services Ltd.

167: Top of EUT Facing Phantom LTE Band 25 50% RB Middle CH26590
Date: 25/07/14
DUT: A1600; Type: FCC ID: BCGA1600

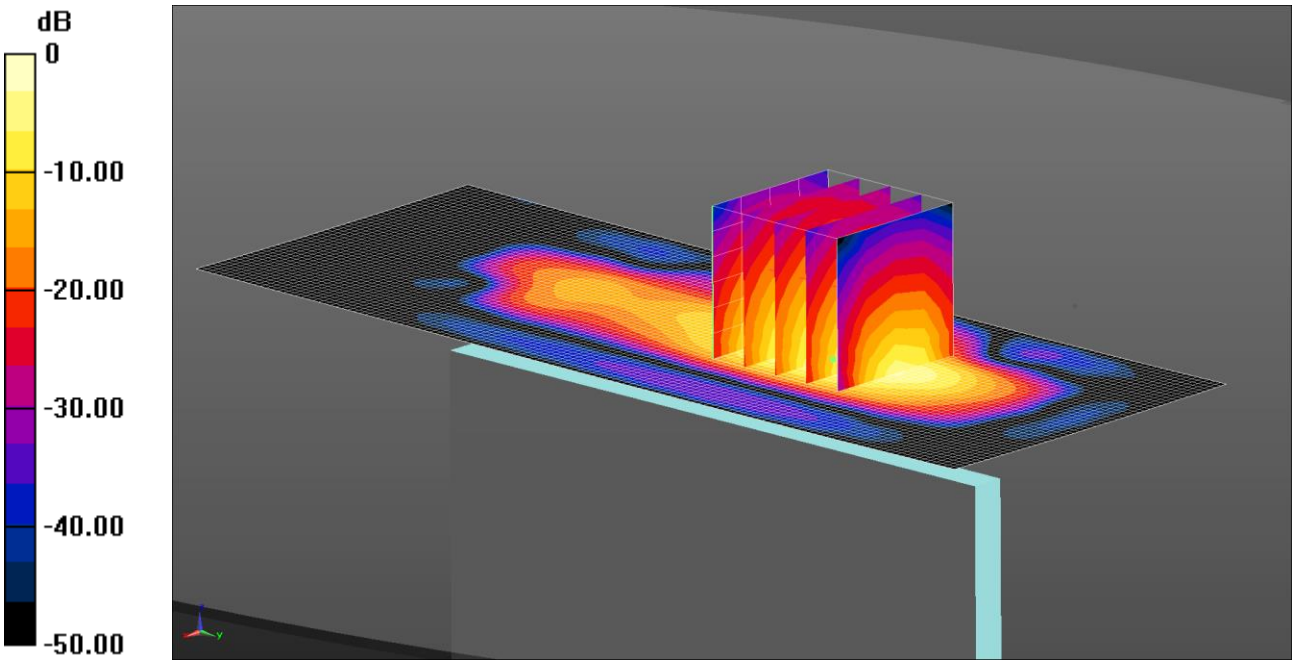

0 dB = 1.44 W/kg = 1.59 dBW/kg

Communication System: UID 0, LTE Band 25 (0); Frequency: 1905 MHz;Duty Cycle: 1:1
Medium: 1900 MHz /MSL Medium parameters used (interpolated): f = 1905 MHz; σ = 1.554 S/m; ε_r = 53.475; ρ = 1000 kg/m^3
Phantom section: Flat Section
DASY4 Configuration:
- Probe: EX3DV4 - SN3995; ConvF(7.74, 7.74, 7.74); Calibrated: 09/05/14;
- Sensor-Surface: 4mm (Mechanical Surface Detection)
- Electronics: DAE4 Sn1435; Calibrated: 15/04/14
- Phantom: ELI v5.0 (30deg probe tilt); Type: QDOVA002AA; Serial: TP:xxxx
- ; SEMCAD X Version 14.6.10 (7331)

Configuration/Top of EUT Facing Phantom - Low/Area Scan (51x131x1): Interpolated grid: dx=1.500 mm, dy=1.500 mm
Maximum value of SAR (interpolated) = 1.44 W/kg
Configuration/Top of EUT Facing Phantom - Low/Zoom Scan (5x5x7) 2 (5x5x7)/Cube 0: Measurement grid: dx=8mm, dy=8mm, dz=5mm
Reference Value = 23.04 V/m; Power Drift = 0.06 dB
Peak SAR (extrapolated) = 1.65 W/kg
SAR(1 g) = 0.838 W/kg; SAR(10 g) = 0.386 W/kg
Maximum value of SAR (measured) = 0.946 W/kg

This report shall not be reproduced except in full, without the written approval of UL Verification Services Ltd.

168: Top of EUT Facing Phantom LTE Band 25 100% RB Middle CH26365
Date: 25/07/2014
DUT: A1600; Type: FCC ID: BCGA1600

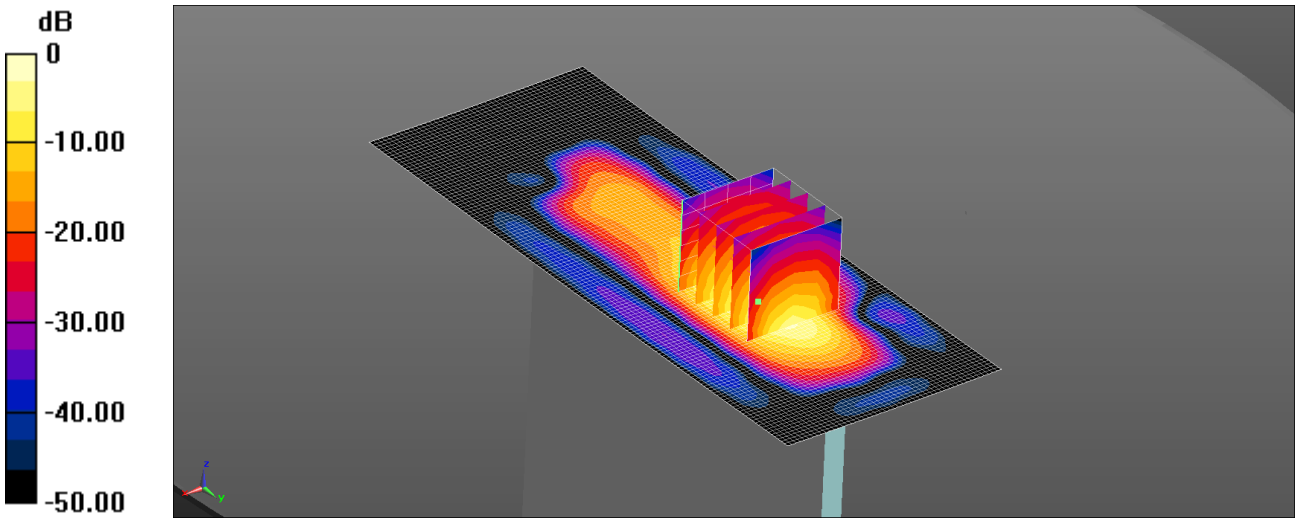

0 dB = 1.33 W/kg = 1.24 dBW/kg

Communication System: UID 0, LTE Band 25 (0); Frequency: 1882.5 MHz;Duty Cycle: 1:1
Medium: 1900 MHz /MSL Medium parameters used (interpolated): f = 1882.5 MHz; σ = 1.531 S/m; ε_r = 53.555; ρ = 1000 kg/m^3
Phantom section: Flat Section
DASY4 Configuration:
- Probe: EX3DV4 - SN3995; ConvF(7.74, 7.74, 7.74); Calibrated: 09/05/2014;
- Sensor-Surface: 4mm (Mechanical Surface Detection)
- Electronics: DAE4 Sn1435; Calibrated: 15/04/2014
- Phantom: ELI v5.0 (30deg probe tilt); Type: QDOVA002AA; Serial: TP:xxxx
- ; SEMCAD X Version 14.6.10 (7164)

Configuration/Top of EUT Facing Phantom - Low/Area Scan (51x131x1): Interpolated grid: dx=1.500 mm, dy=1.500 mm
Maximum value of SAR (interpolated) = 1.33 W/kg

Configuration/Top of EUT Facing Phantom - Low/Zoom Scan (5x5x7) 2 (5x5x7)/Cube 0: Measurement grid: dx=8mm, dy=8mm, dz=5mm
Reference Value = 22.562 V/m; Power Drift = 0.05 dB
Peak SAR (extrapolated) = 1.52 W/kg
SAR(1 g) = 0.770 W/kg; SAR(10 g) = 0.357 W/kg
Maximum value of SAR (measured) = 0.890 W/kg

This report shall not be reproduced except in full, without the written approval of UL Verification Services Ltd.

169: Right of EUT Facing Phantom LTE Band 25 1RB Low CH26365
Date: 25/07/14
DUT: A1600; Type: FCC ID: BCGA1600

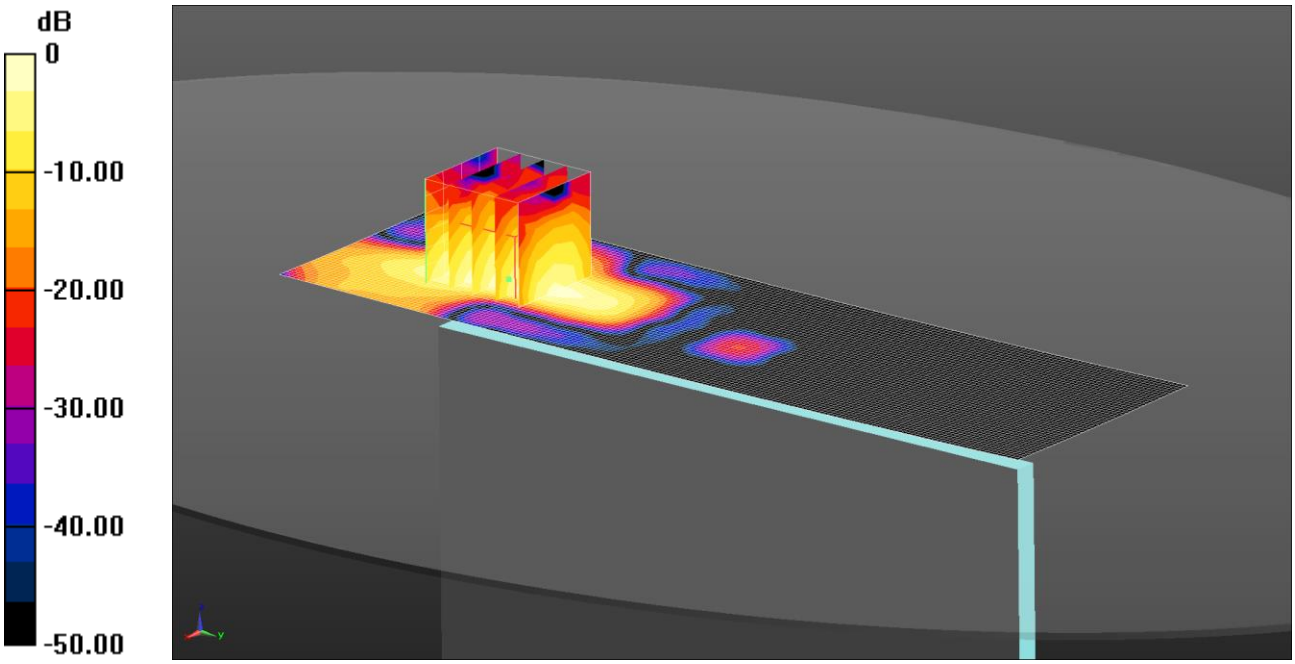

0 dB = 0.145 W/kg = -8.38 dBW/kg

Communication System: UID 0, LTE Band 25 (0); Frequency: 1882.5 MHz;Duty Cycle: 1:1
Medium: 1900 MHz /MSL Medium parameters used (interpolated): f = 1882.5 MHz; σ = 1.531 S/m; ε_r = 53.555; ρ = 1000 kg/m^3
Phantom section: Flat Section
DASY4 Configuration:
- Probe: EX3DV4 - SN3995; ConvF(7.74, 7.74, 7.74); Calibrated: 09/05/14;
- Sensor-Surface: 4mm (Mechanical Surface Detection)
- Electronics: DAE4 Sn1435; Calibrated: 15/04/14
- Phantom: ELI v5.0 (30deg probe tilt); Type: QDOVA002AA; Serial: TP:xxxx
- ; SEMCAD X Version 14.6.10 (7331)

Configuration/Right of EUT Facing Phantom - Low/Area Scan (51x171x1): Interpolated grid: dx=1.500 mm, dy=1.500 mm
Maximum value of SAR (interpolated) = 0.145 W/kg
Configuration/Right of EUT Facing Phantom - Low/Zoom Scan (5x5x7) 2 2 (5x5x7)/Cube 0: Measurement grid: dx=8mm, dy=8mm, dz=5mm
Reference Value = 5.695 V/m; Power Drift = 0.09 dB
Peak SAR (extrapolated) = 0.194 W/kg
SAR(1 g) = 0.099 W/kg; SAR(10 g) = 0.046 W/kg
Maximum value of SAR (measured) = 0.119 W/kg

Note: SAR level measured is very low as equivalent to noise floor.

This report shall not be reproduced except in full, without the written approval of UL Verification Services Ltd.

170: Right of EUT Facing Phantom LTE Band 25 50% RB Middle CH26365
Date: 25/07/14
DUT: A1600; Type: FCC ID: BCGA1600

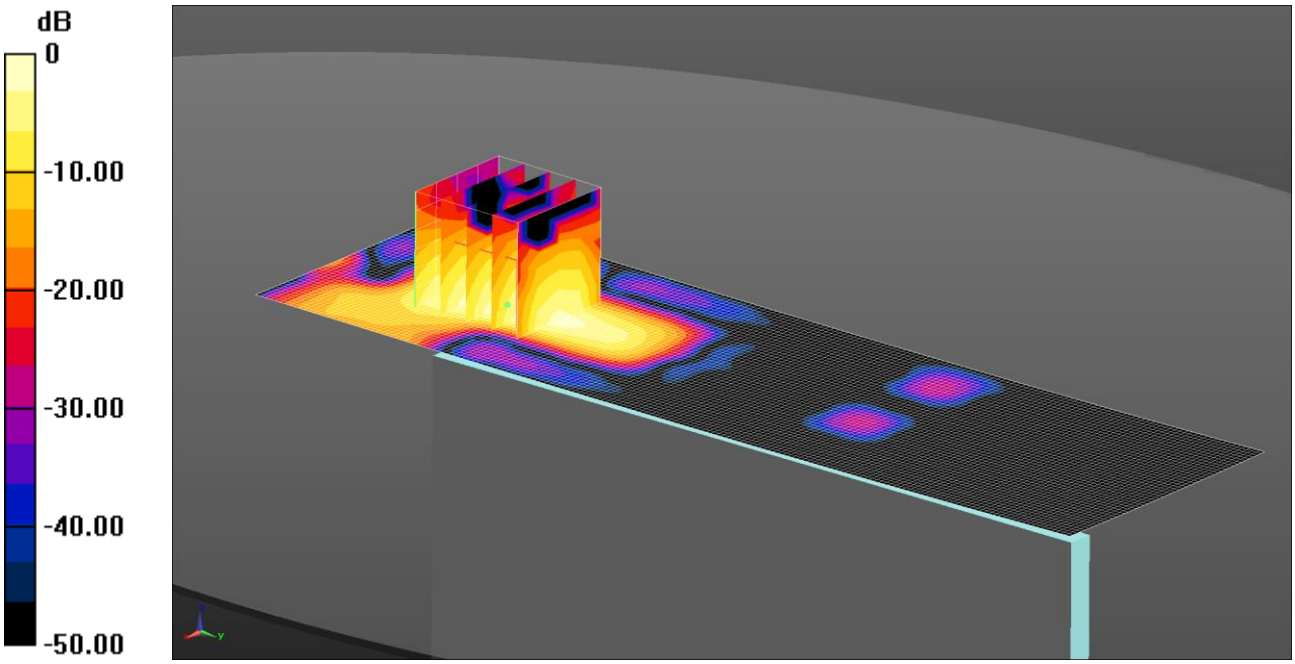

0 dB = 0.173 W/kg = -7.61 dBW/kg

Communication System: UID 0, LTE Band 25 (0); Frequency: 1882.5 MHz;Duty Cycle: 1:1
Medium: 1900 MHz /MSL Medium parameters used (interpolated): f = 1882.5 MHz; σ = 1.531 S/m; ε_r = 53.555; ρ = 1000 kg/m^3
Phantom section: Flat Section
DASY4 Configuration:
- Probe: EX3DV4 - SN3995; ConvF(7.74, 7.74, 7.74); Calibrated: 09/05/14;
- Sensor-Surface: 4mm (Mechanical Surface Detection)
- Electronics: DAE4 Sn1435; Calibrated: 15/04/14
- Phantom: ELI v5.0 (30deg probe tilt); Type: QDOVA002AA; Serial: TP:xxxx
- ; SEMCAD X Version 14.6.10 (7331)

Configuration/Right of EUT Facing Phantom - Low/Area Scan (51x171x1): Interpolated grid: dx=1.500 mm, dy=1.500 mm
Maximum value of SAR (interpolated) = 0.173 W/kg
Configuration/Right of EUT Facing Phantom - Low/Zoom Scan (5x5x7) (5x5x7)/Cube 0: Measurement grid: dx=8mm, dy=8mm, dz=5mm
Reference Value = 5.804 V/m; Power Drift = 0.10 dB
Peak SAR (extrapolated) = 0.214 W/kg
SAR(1 g) = 0.105 W/kg; SAR(10 g) = 0.047 W/kg
Maximum value of SAR (measured) = 0.123 W/kg

This report shall not be reproduced except in full, without the written approval of UL Verification Services Ltd.

171: Back of EUT Facing Phantom LTE 26 1RB Mid CH26965
Date: 23/07/2014
DUT: A1600; Type: FCC ID: BCGA1600

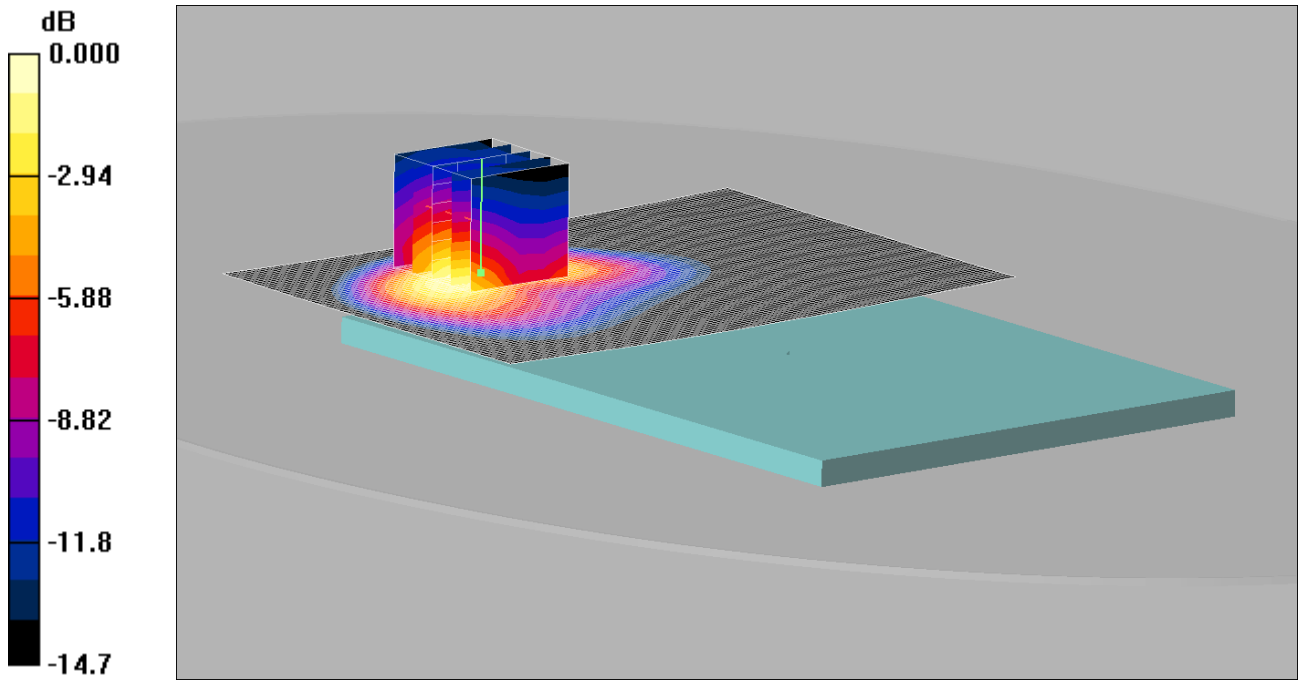

0 dB = 1.11mW/g

Communication System: LTE Band 26 / 15MHz; Frequency: 841.5 MHz;Duty Cycle: 1:1
Medium: 900 MHz MSL Medium parameters used (interpolated): f = 841.5 MHz; σ = 0.985 mho/m; ε_r = 56.6; ρ = 1000 kg/m^3
Phantom section: Flat Section
DASY4 Configuration:
- Probe: ET3DV6 - SN1586; ConvF(6.22, 6.22, 6.22);
- Sensor-Surface: 4mm (Mechanical Surface Detection)
- Electronics: DAE3 Sn450; Calibrated: 31/10/2013
- Phantom: ELI v5.0; Type: QDOVA002AA; Serial: TP:xxxx
- Measurement SW: DASY4, V4.7 Build 80; Postprocessing SW: SEMCAD, V1.8 Build 186

Back of EUT Facing Phantom - High/Area Scan (111x81x1): Measurement grid: dx=15mm, dy=15mm
Maximum value of SAR (interpolated) = 0.963 mW/g
Back of EUT Facing Phantom - High/Zoom Scan (5x5x7) (5x5x7)/Cube 0: Measurement grid: dx=8mm, dy=8mm, dz=5mm
Reference Value = 28.1 V/m; Power Drift = 0.052 dB
Peak SAR (extrapolated) = 2.16 W/kg
SAR(1 g) = 1.03 mW/g; SAR(10 g) = 0.530 mW/g
Maximum value of SAR (measured) = 1.11 mW/g

This report shall not be reproduced except in full, without the written approval of UL Verification Services Ltd.

172: Back of EUT Facing Phantom LTE 26 50%RB Mid CH26965
Date: 23/07/2014
DUT: A1600; Type: FCC ID: BCGA1600

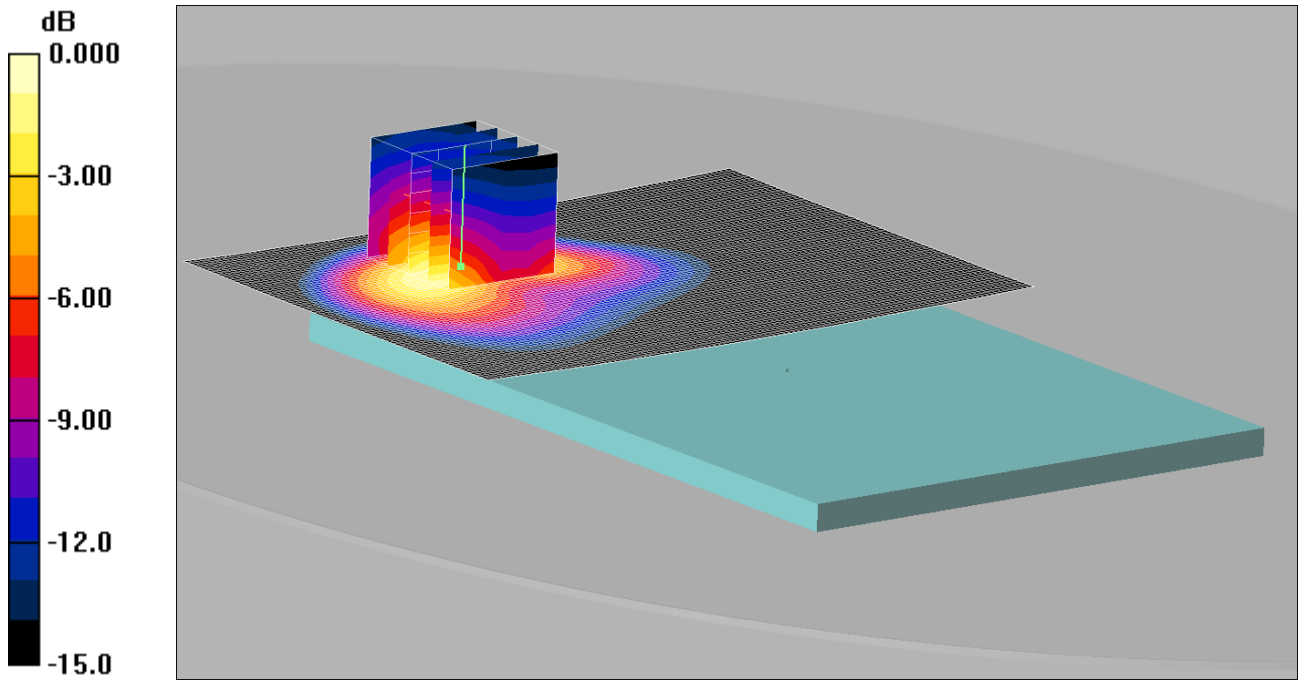

0 dB = 1.15mW/g

Communication System: LTE Band 26 / 15MHz; Frequency: 841.5 MHz;Duty Cycle: 1:1
Medium: 900 MHz MSL Medium parameters used (interpolated): f = 841.5 MHz; σ = 0.985 mho/m; ε_r = 56.6; ρ = 1000 kg/m^3
Phantom section: Flat Section
DASY4 Configuration:
- Probe: ET3DV6 - SN1586; ConvF(6.22, 6.22, 6.22);
- Sensor-Surface: 4mm (Mechanical Surface Detection)
- Electronics: DAE3 Sn450; Calibrated: 31/10/2013
- Phantom: ELI v5.0; Type: QDOVA002AA; Serial: TP:xxxx
- Measurement SW: DASY4, V4.7 Build 80; Postprocessing SW: SEMCAD, V1.8 Build 186

Back of EUT Facing Phantom - High/Area Scan (111x81x1): Measurement grid: dx=15mm, dy=15mm
Maximum value of SAR (interpolated) = 0.977 mW/g
Back of EUT Facing Phantom - High/Zoom Scan (5x5x7) (5x5x7)/Cube 0: Measurement grid: dx=8mm, dy=8mm, dz=5mm
Reference Value = 33.3 V/m; Power Drift = -0.002 dB
Peak SAR (extrapolated) = 2.24 W/kg
SAR(1 g) = 1.05 mW/g; SAR(10 g) = 0.532 mW/g
Maximum value of SAR (measured) = 1.15 mW/g

This report shall not be reproduced except in full, without the written approval of UL Verification Services Ltd.

173: Back of EUT Facing Phantom LTE 26 100%RB Mid CH26965
Date: 23/07/2014
DUT: A1600; Type: FCC ID: BCGA1600

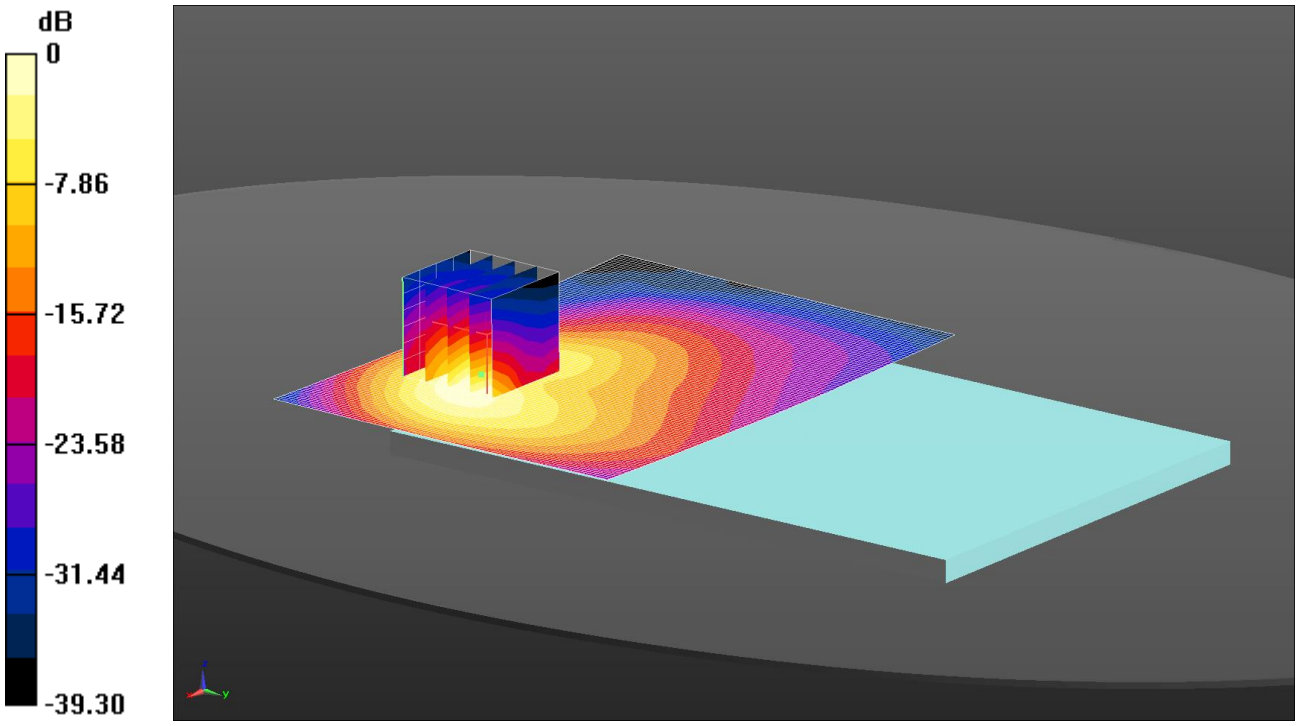

0 dB = 1.10 W/kg = 0.41 dBW/kg

Communication System: UID 0, LTE Band 26 / 15MHz; Frequency: 841.5 MHz;Duty Cycle: 1:1
Medium: 900 MHz MSL Medium parameters used (interpolated): f = 841.5 MHz; σ = 0.985 S/m; ε_r = 56.598; ρ = 1000 kg/m^3
Phantom section: Flat Section
DASY4 Configuration:
- Probe: ET3DV6 - SN1586; ConvF(6.22, 6.22, 6.22); Calibrated: 22/05/2014;
- Sensor-Surface: 4mm (Mechanical Surface Detection)
- Electronics: DAE3 Sn450; Calibrated: 31/10/2013
- Phantom: ELI v5.0; Type: QDOVA002AA; Serial: TP:xxxx
- ; SEMCAD X Version 14.6.10 (7164)

Configuration/Back of EUT Facing Phantom - High/Area Scan (111x81x1): Interpolated grid: dx=1.500 mm, dy=1.500 mm
Maximum value of SAR (interpolated) = 1.10 W/kg
Configuration/Back of EUT Facing Phantom - High/Zoom Scan (5x5x7) (5x5x7)/Cube 0: Measurement grid: dx=8mm, dy=8mm, dz=5mm
Reference Value = 14.620 V/m; Power Drift = 0.03 dB
Peak SAR (extrapolated) = 2.27 W/kg
SAR(1 g) = 1.07 W/kg; SAR(10 g) = 0.549 W/kg
Maximum value of SAR (measured) = 1.19 W/kg

This report shall not be reproduced except in full, without the written approval of UL Verification Services Ltd.

174: Top of EUT Facing Phantom LTE 26 1RB Mid CH26965
Date: 23/07/2014
DUT: A1600; Type: FCC ID: BCGA1600

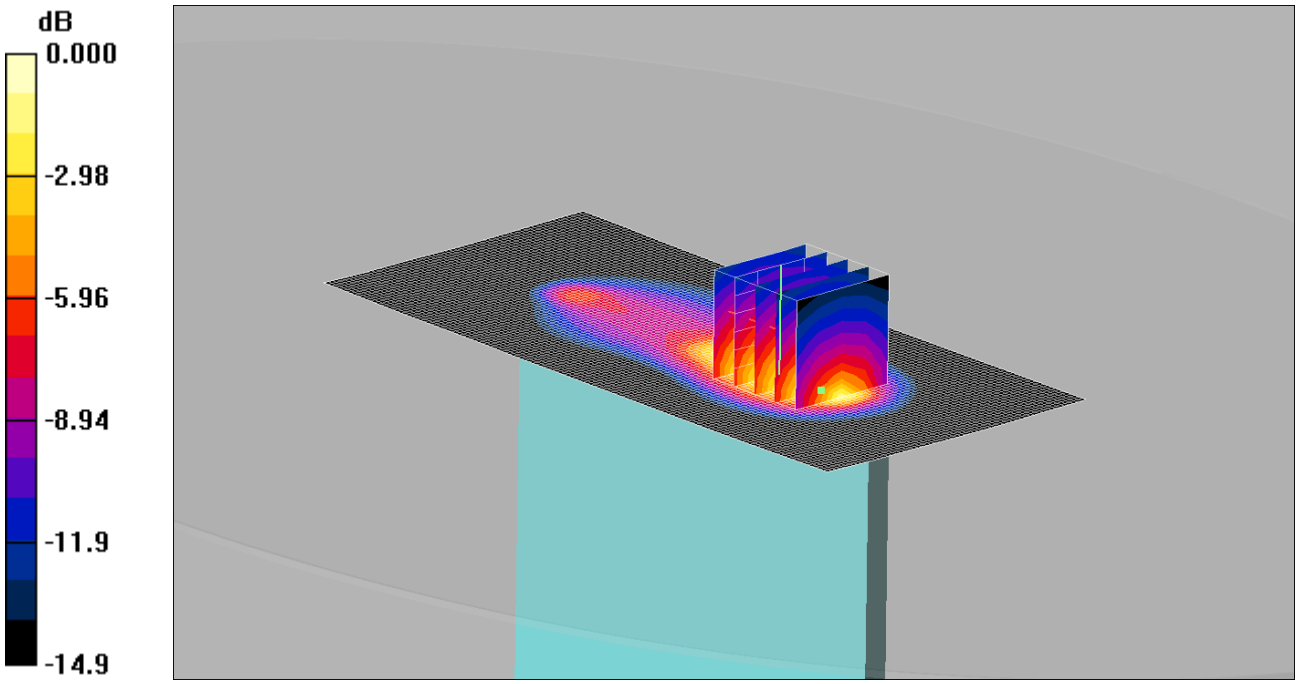

0 dB = 1.06mW/g

Communication System: LTE Band 26 / 15MHz; Frequency: 841.5 MHz;Duty Cycle: 1:1
Medium: 900 MHz MSL Medium parameters used (interpolated): f = 841.5 MHz; σ = 0.985 mho/m; ε_r = 56.6; ρ = 1000 kg/m^3
Phantom section: Flat Section
DASY4 Configuration:
- Probe: ET3DV6 - SN1586; ConvF(6.22, 6.22, 6.22);
- Sensor-Surface: 4mm (Mechanical Surface Detection)
- Electronics: DAE3 Sn450; Calibrated: 31/10/2013
- Phantom: ELI v5.0; Type: QDOVA002AA; Serial: TP:xxxx
- Measurement SW: DASY4, V4.7 Build 80; Postprocessing SW: SEMCAD, V1.8 Build 186

Top of EUT Facing Phantom - High/Area Scan (61x131x1): Measurement grid: dx=15mm, dy=15mm
Maximum value of SAR (interpolated) = 1.18 mW/g
Top of EUT Facing Phantom - High/Zoom Scan (5x5x7) (5x5x7)/Cube 0: Measurement grid: dx=8mm, dy=8mm, dz=5mm
Reference Value = 19.6 V/m; Power Drift = 0.151 dB
Peak SAR (extrapolated) = 1.78 W/kg
SAR(1 g) = 0.911 mW/g; SAR(10 g) = 0.507 mW/g
Maximum value of SAR (measured) = 1.06 mW/g

This report shall not be reproduced except in full, without the written approval of UL Verification Services Ltd.

175: Top of EUT Facing Phantom LTE 26 50%RB Mid CH26965
Date: 23/07/2014
DUT: A1600; Type: FCC ID: BCGA1600

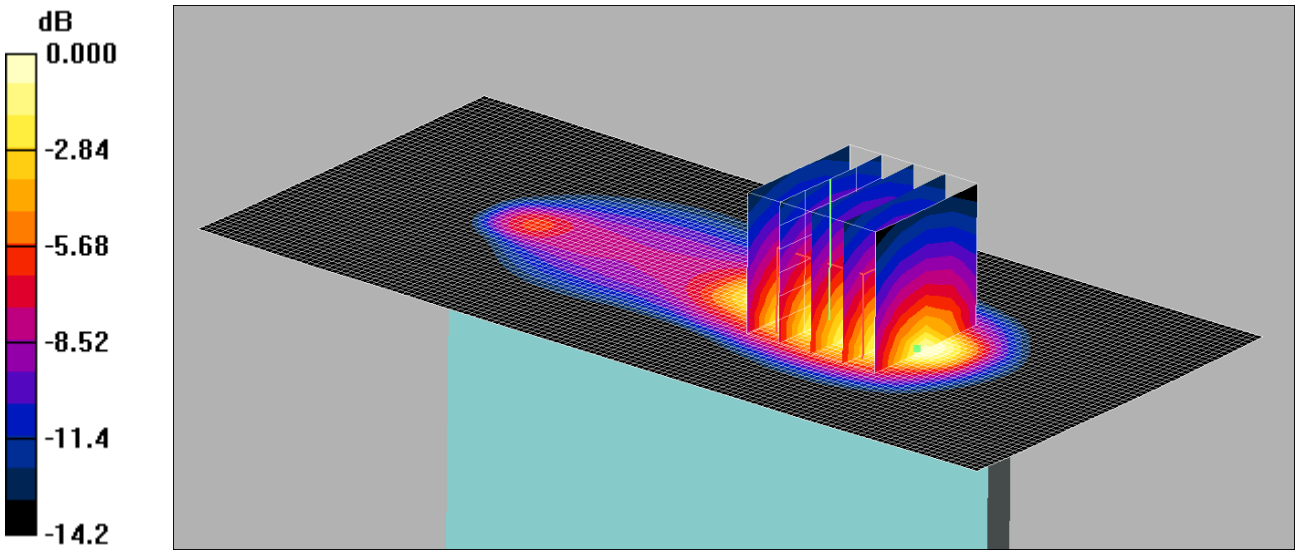

0 dB = 1.05mW/g

Communication System: LTE Band 26 / 15MHz; Frequency: 841.5 MHz;Duty Cycle: 1:1
Medium: 900 MHz MSL Medium parameters used (interpolated): f = 841.5 MHz; σ = 0.985 mho/m; ε_r = 56.6; ρ = 1000 kg/m^3
Phantom section: Flat Section
DASY4 Configuration:
- Probe: ET3DV6 - SN1586; ConvF(6.22, 6.22, 6.22);
- Sensor-Surface: 4mm (Mechanical Surface Detection)
- Electronics: DAE3 Sn450; Calibrated: 31/10/2013
- Phantom: ELI v5.0; Type: QDOVA002AA; Serial: TP:xxxx
- Measurement SW: DASY4, V4.7 Build 80; Postprocessing SW: SEMCAD, V1.8 Build 186

Top of EUT Facing Phantom - High/Area Scan (61x131x1): Measurement grid: dx=15mm, dy=15mm
Maximum value of SAR (interpolated) = 1.17 mW/g

Top of EUT Facing Phantom - High/Zoom Scan (5x5x7) 2 2 (5x5x7)/Cube 0: Measurement grid: dx=8mm, dy=8mm, dz=5mm
Reference Value = 19.5 V/m; Power Drift = 0.012 dB
Peak SAR (extrapolated) = 1.73 W/kg
SAR(1 g) = 0.906 mW/g; SAR(10 g) = 0.501 mW/g

Maximum value of SAR (measured) = 1.05 mW/g

This report shall not be reproduced except in full, without the written approval of UL Verification Services Ltd.

176: Top of EUT Facing Phantom LTE 26 100%RB Mid CH26965
Date: 23/07/2014
DUT: A1600; Type: FCC ID: BCGA1600

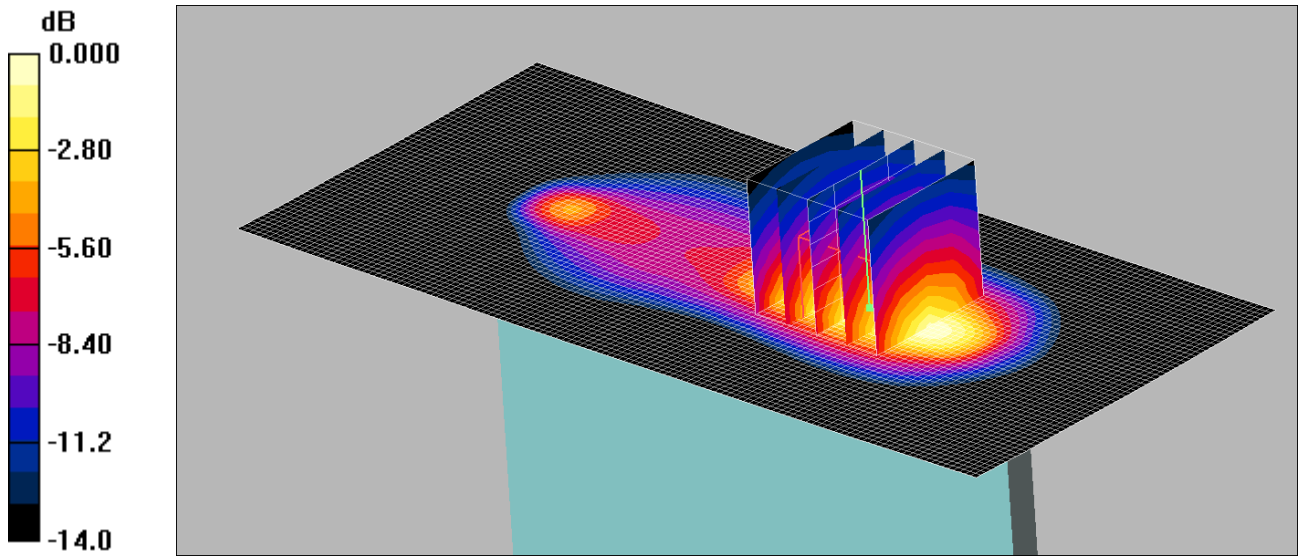

0 dB = 0.944mW/g

Communication System: LTE Band 26 / 15MHz; Frequency: 841.5 MHz;Duty Cycle: 1:1
Medium: 900 MHz MSL Medium parameters used (interpolated): f = 841.5 MHz; σ = 0.985 mho/m; ε_r = 56.6; ρ = 1000 kg/m^3
Phantom section: Flat Section
DASY4 Configuration:
- Probe: ET3DV6 - SN1586; ConvF(6.22, 6.22, 6.22);
- Sensor-Surface: 4mm (Mechanical Surface Detection)
- Electronics: DAE3 Sn450; Calibrated: 31/10/2013
- Phantom: ELI v5.0; Type: QDOVA002AA; Serial: TP:xxxx
- Measurement SW: DASY4, V4.7 Build 80; Postprocessing SW: SEMCAD, V1.8 Build 186

Top of EUT Facing Phantom - High/Area Scan (61x131x1): Measurement grid: dx=15mm, dy=15mm
Maximum value of SAR (interpolated) = 0.953 mW/g

Top of EUT Facing Phantom - High/Zoom Scan (5x5x7) (5x5x7)/Cube 0: Measurement grid: dx=8mm, dy=8mm, dz=5mm
Reference Value = 18.7 V/m; Power Drift = 0.170 dB
Peak SAR (extrapolated) = 1.41 W/kg
SAR(1 g) = 0.797 mW/g; SAR(10 g) = 0.436 mW/g
Maximum value of SAR (measured) = 0.944 mW/g

This report shall not be reproduced except in full, without the written approval of UL Verification Services Ltd.

177: Right of EUT Facing Phantom LTE 26 1RB Mid CH26965
Date: 23/07/2014
DUT: A1600; Type: FCC ID: BCGA1600

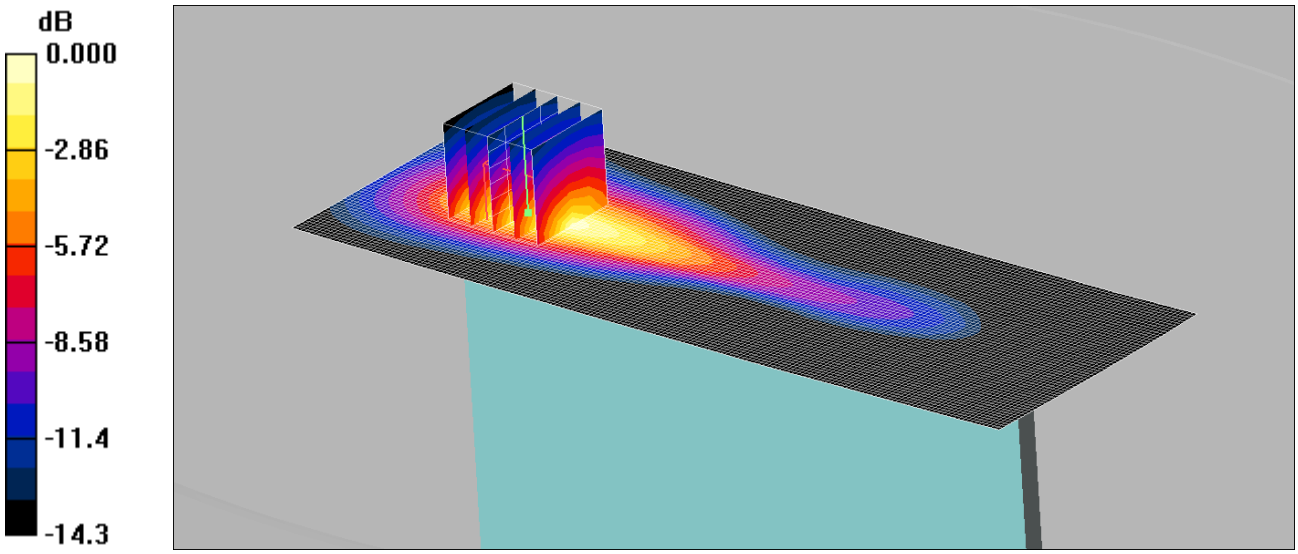

0 dB = 0.185mW/g

Communication System: LTE Band 26 / 15MHz; Frequency: 841.5 MHz;Duty Cycle: 1:1
Medium: 900 MHz MSL Medium parameters used (interpolated): f = 841.5 MHz; σ = 0.985 mho/m; ε_r = 56.6; ρ = 1000 kg/m^3
Phantom section: Flat Section
DASY4 Configuration:
- Probe: ET3DV6 - SN1586; ConvF(6.22, 6.22, 6.22);
- Sensor-Surface: 4mm (Mechanical Surface Detection)
- Electronics: DAE3 Sn450; Calibrated: 31/10/2013
- Phantom: ELI v5.0; Type: QDOVA002AA; Serial: TP:xxxx
- Measurement SW: DASY4, V4.7 Build 80; Postprocessing SW: SEMCAD, V1.8 Build 186

Right of EUT Facing Phantom - High/Area Scan (61x171x1): Measurement grid: dx=15mm, dy=15mm
Maximum value of SAR (interpolated) = 0.196 mW/g

Right of EUT Facing Phantom - High/Zoom Scan (5x5x7) (5x5x7)/Cube 0: Measurement grid: dx=8mm, dy=8mm, dz=5mm
Reference Value = 6.24 V/m; Power Drift = 0.057 dB
Peak SAR (extrapolated) = 0.314 W/kg
SAR(1 g) = 0.150 mW/g; SAR(10 g) = 0.078 mW/g
Maximum value of SAR (measured) = 0.185 mW/g

This report shall not be reproduced except in full, without the written approval of UL Verification Services Ltd.

178: Right of EUT Facing Phantom LTE 26 50%RB Mid CH26965
Date: 23/07/2014
DUT: A1600; Type: FCC ID: BCGA1600

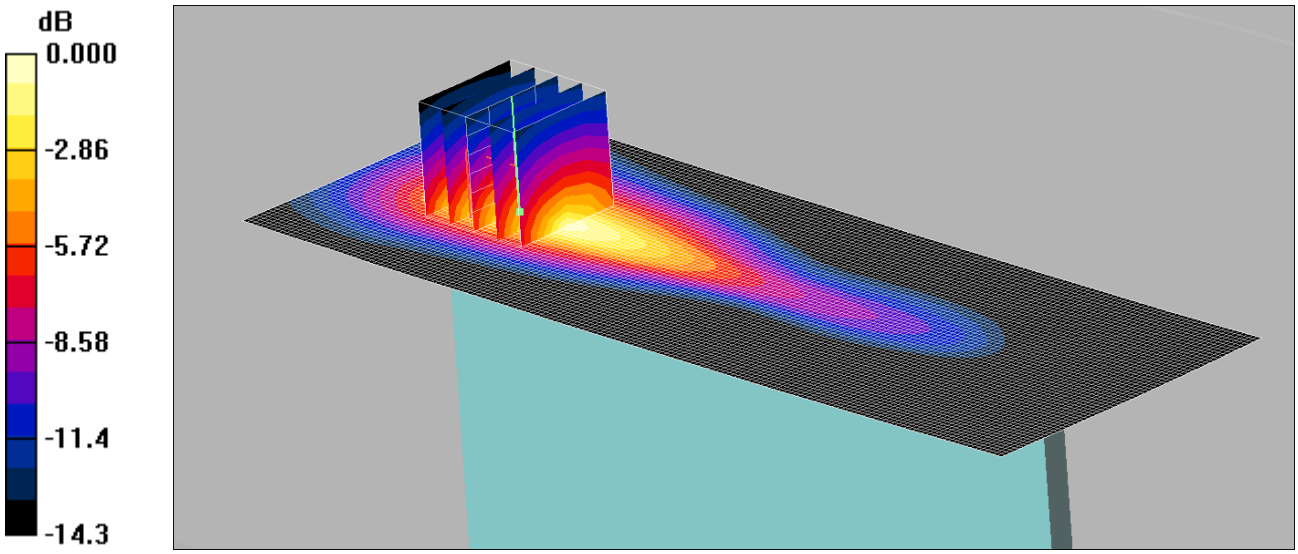

0 dB = 0.188mW/g

Communication System: LTE Band 26 / 15MHz; Frequency: 841.5 MHz;Duty Cycle: 1:1
Medium: 900 MHz MSL Medium parameters used (interpolated): f = 841.5 MHz; σ = 0.985 mho/m; ε_r = 56.6; ρ = 1000 kg/m^3
Phantom section: Flat Section
DASY4 Configuration:
- Probe: ET3DV6 - SN1586; ConvF(6.22, 6.22, 6.22);
- Sensor-Surface: 4mm (Mechanical Surface Detection)
- Electronics: DAE3 Sn450; Calibrated: 31/10/2013
- Phantom: ELI v5.0; Type: QDOVA002AA; Serial: TP:xxxx
- Measurement SW: DASY4, V4.7 Build 80; Postprocessing SW: SEMCAD, V1.8 Build 186

Right of EUT Facing Phantom - High/Area Scan (61x171x1): Measurement grid: dx=15mm, dy=15mm
Maximum value of SAR (interpolated) = 0.197 mW/g

Right of EUT Facing Phantom - High/Zoom Scan (5x5x7) (5x5x7)/Cube 0: Measurement grid: dx=8mm, dy=8mm, dz=5mm
Reference Value = 6.37 V/m; Power Drift = -0.002 dB
Peak SAR (extrapolated) = 0.315 W/kg
SAR(1 g) = 0.152 mW/g; SAR(10 g) = 0.079 mW/g
Maximum value of SAR (measured) = 0.188 mW/g

This report shall not be reproduced except in full, without the written approval of UL Verification Services Ltd.

179: Back Of EUT Facing Phantom Wi-Fi 802.11b 1Mbps Antenna 1 CH6
Date: 21/7/2014
DUT: A1600; Type: FCC ID: BCGA1600

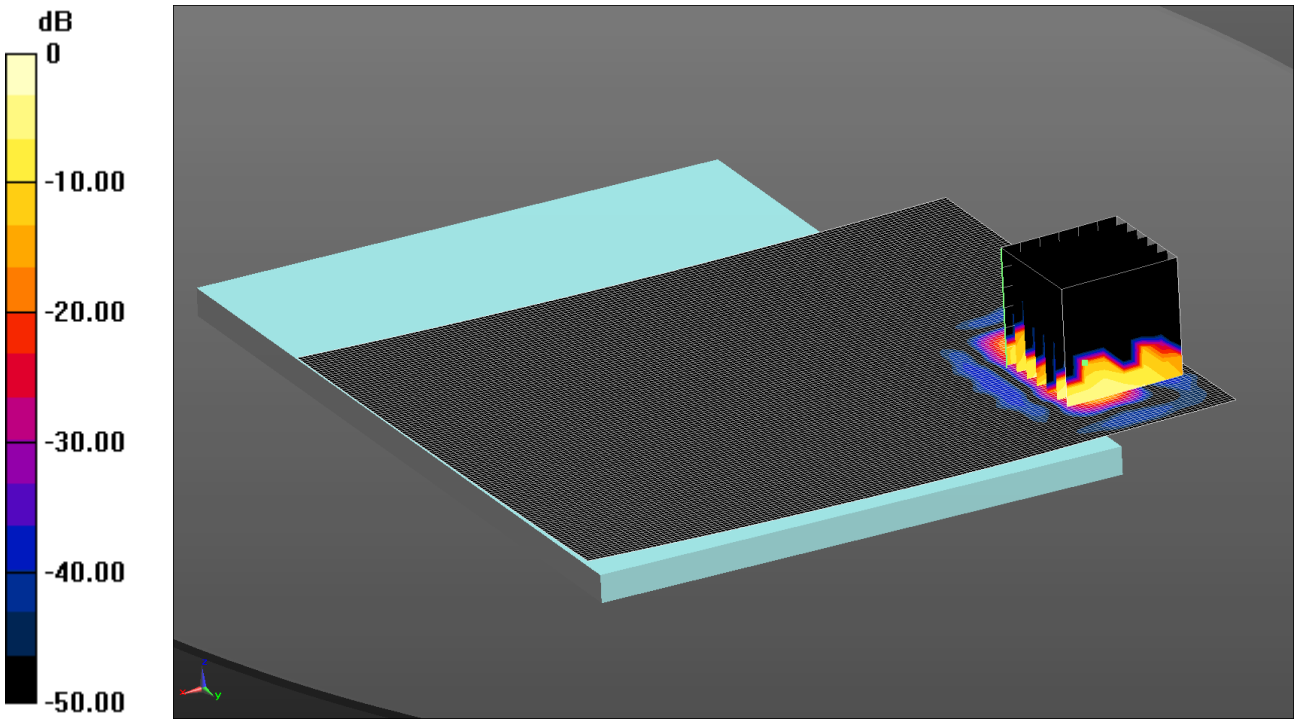

0 dB = 0.0428 W/kg = -13.69 dBW/kg

Communication System: UID 0, WLAN 802.11 (0); Frequency: 2437 MHz;Duty Cycle: 1:1
Medium: 2450 MSL Medium parameters used (interpolated): f = 2437 MHz; σ = 1.911 S/m; ε_r = 50.878; ρ = 1000 kg/m^3
Phantom section: Flat Section
DASY4 Configuration:
- Probe: EX3DV4 - SN3814; ConvF(7.01, 7.01, 7.01); Calibrated: 24/9/2013;
- Sensor-Surface: 4mm (Mechanical Surface Detection)
- Electronics: DAE4 Sn1438; Calibrated: 12/5/2014
- Phantom: ELI v5.0 (30deg probe tilt); Type: QDOVA002AA; Serial: TP:xxxx
- ; SEMCAD X Version 14.6.10 (7331)

Configuration/Middle of EUT Facing Phantom - Middle 2/Area Scan (141x121x1): Interpolated grid: dx=1.200 mm, dy=1.200 mm
Maximum value of SAR (interpolated) = 0.0428 W/kg

Configuration/Middle of EUT Facing Phantom - Middle 2/Zoom Scan (7x7x7) 2 (7x7x7)/Cube 0: Measurement grid: dx=5mm, dy=5mm, dz=5mm
Reference Value = 6.91 V/m; Power Drift = 0.02 dB
Peak SAR (extrapolated) = 0.0600 W/kg
SAR(1 g) = 0.014 W/kg; SAR(10 g) = 0.00501 W/kg
Maximum value of SAR (measured) = 0.0149 W/kg

Note: SAR level measured is very low as equivalent to noise floor.

This report shall not be reproduced except in full, without the written approval of UL Verification Services Ltd.

180: Left Of EUT Facing Phantom Wi-Fi 802.11b 1Mbps Antenna 1 CH6
Date: 21/7/2014
DUT: A1600; Type: FCC ID: BCGA1600

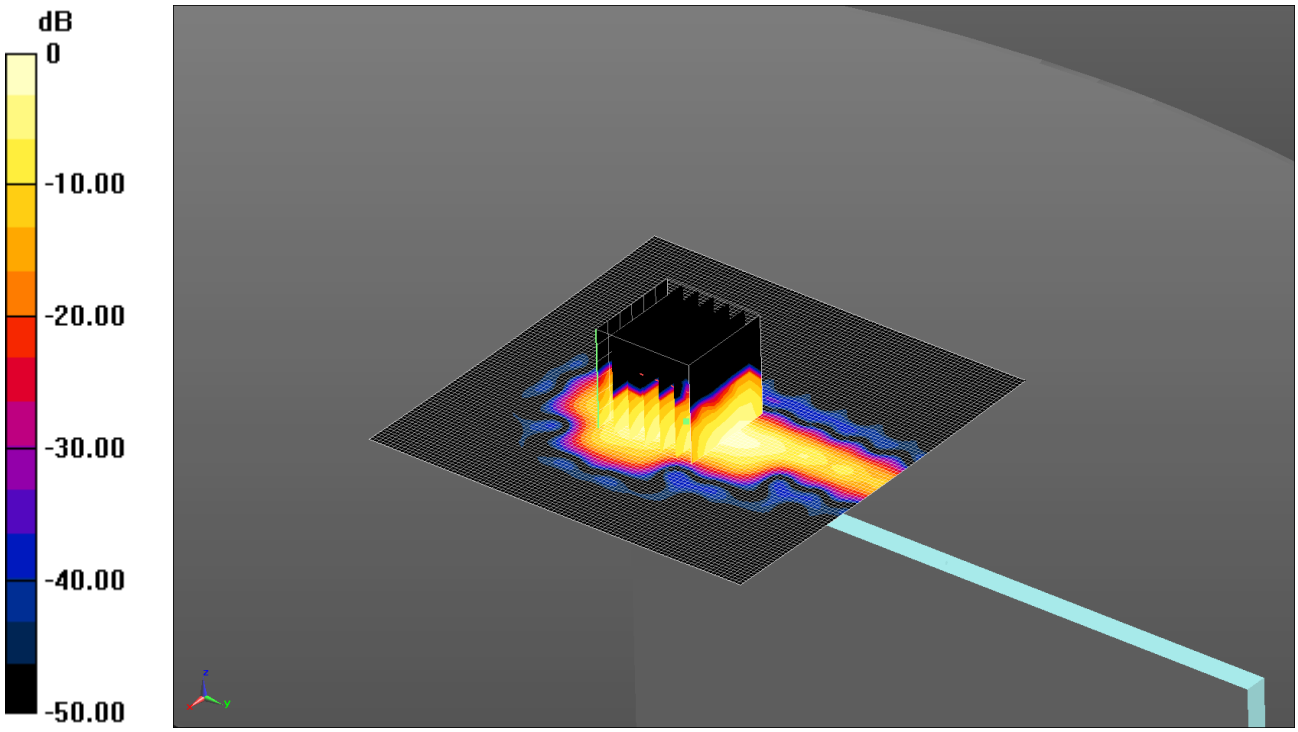

0 dB = 0.0869 W/kg = -10.61 dBW/kg

Communication System: UID 0, WLAN 802.11 (0); Frequency: 2437 MHz;Duty Cycle: 1:1
Medium: 2450 MSL Medium parameters used (interpolated): f = 2437 MHz; σ = 1.911 S/m; ε_r = 50.878; ρ = 1000 kg/m^3
Phantom section: Flat Section
DASY4 Configuration:
- Probe: EX3DV4 - SN3814; ConvF(7.01, 7.01, 7.01); Calibrated: 24/9/2013;
- Sensor-Surface: 4mm (Mechanical Surface Detection)
- Electronics: DAE4 Sn1438; Calibrated: 12/5/2014
- Phantom: ELI v5.0 (30deg probe tilt); Type: QDOVA002AA; Serial: TP:xxxx
- ; SEMCAD X Version 14.6.10 (7331)

Configuration/Left Hand Side of EUT Facing Phantom - Middle/Area Scan (101x101x1): Interpolated grid: dx=1.200 mm, dy=1.200 mm
Maximum value of SAR (interpolated) = 0.0869 W/kg

Configuration/Left Hand Side of EUT Facing Phantom - Middle/Zoom Scan (7x7x7) (7x7x7)/Cube 0: Measurement grid: dx=5mm, dy=5mm, dz=5mm
Reference Value = 5.317 V/m; Power Drift = -0.06 dB
Peak SAR (extrapolated) = 0.0570 W/kg
SAR(1 g) = 0.033 W/kg; SAR(10 g) = 0.014 W/kg
Maximum value of SAR (measured) = 0.0529 W/kg

Note: SAR level measured is very low as equivalent to noise floor.

This report shall not be reproduced except in full, without the written approval of UL Verification Services Ltd.

181: Bottom Of EUT Facing Phantom Wi-Fi 802.11b 1Mbps Antenna 1 CH6
Date: 21/7/2014
DUT: A1600; Type: FCC ID: BCGA1600

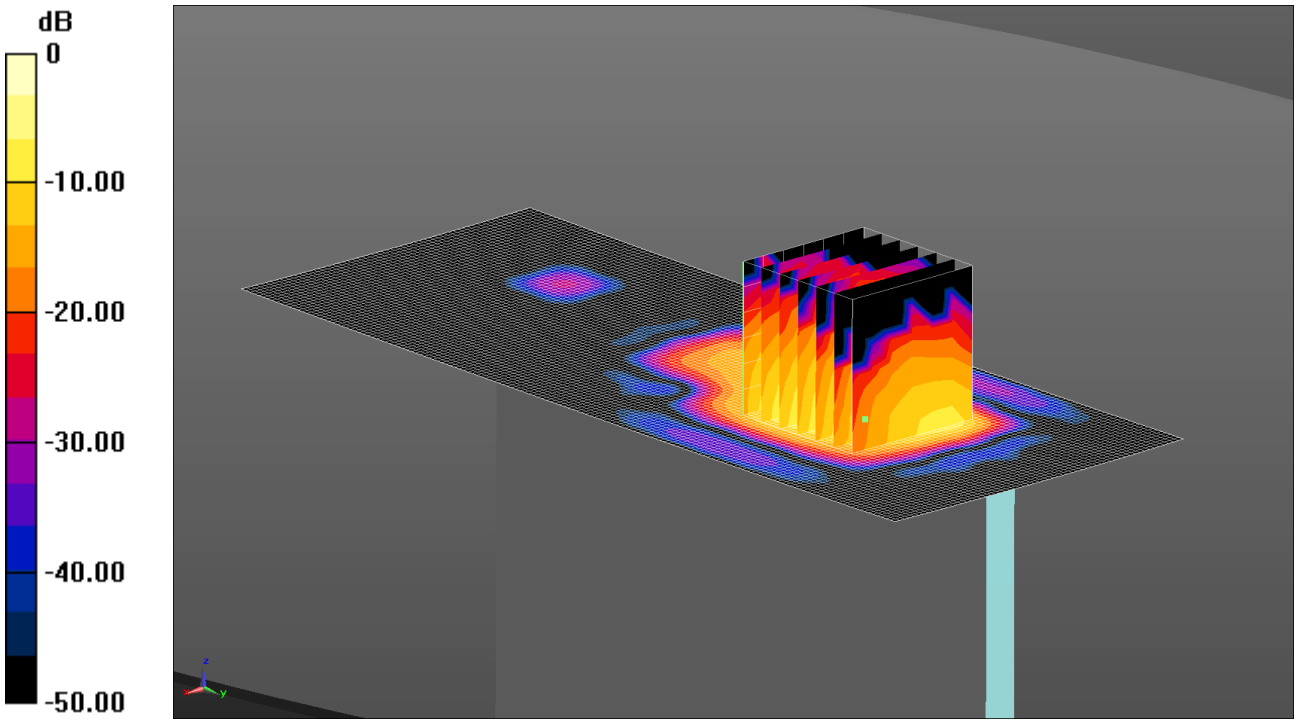

0 dB = 0.413 W/kg = -3.84 dBW/kg

Communication System: UID 0, WLAN 802.11 (0); Frequency: 2437 MHz;Duty Cycle: 1:1
Medium: 2450 MSL Medium parameters used (interpolated): f = 2437 MHz; σ = 1.911 S/m; ε_r = 50.878; ρ = 1000 kg/m^3
Phantom section: Flat Section
DASY4 Configuration:
- Probe: EX3DV4 - SN3814; ConvF(7.01, 7.01, 7.01); Calibrated: 24/9/2013;
- Sensor-Surface: 4mm (Mechanical Surface Detection)
- Electronics: DAE4 Sn1438; Calibrated: 12/5/2014
- Phantom: ELI v5.0 (30deg probe tilt); Type: QDOVA002AA; Serial: TP:xxxx
- ; SEMCAD X Version 14.6.10 (7331)

Configuration/Bottom of EUT Facing Phantom - Middle/Area Scan (61x151x1): Interpolated grid: dx=1.200 mm, dy=1.200 mm
Maximum value of SAR (interpolated) = 0.413 W/kg

Configuration/Bottom of EUT Facing Phantom - Middle/Zoom Scan (7x7x7) (7x7x7)/Cube 0: Measurement grid: dx=5mm, dy=5mm, dz=5mm
Reference Value = 6.418 V/m; Power Drift = -0.18 dB
Peak SAR (extrapolated) = 0.973 W/kg
SAR(1 g) = 0.309 W/kg; SAR(10 g) = 0.096 W/kg
Maximum value of SAR (measured) = 0.383 W/kg

This report shall not be reproduced except in full, without the written approval of UL Verification Services Ltd.

182: Back Of EUT Facing Phantom Wi-Fi 802.11n 6.5Mbps Antenna 1 CH6
Date: 22/7/2014
DUT: A1600; Type: FCC ID: BCGA1600

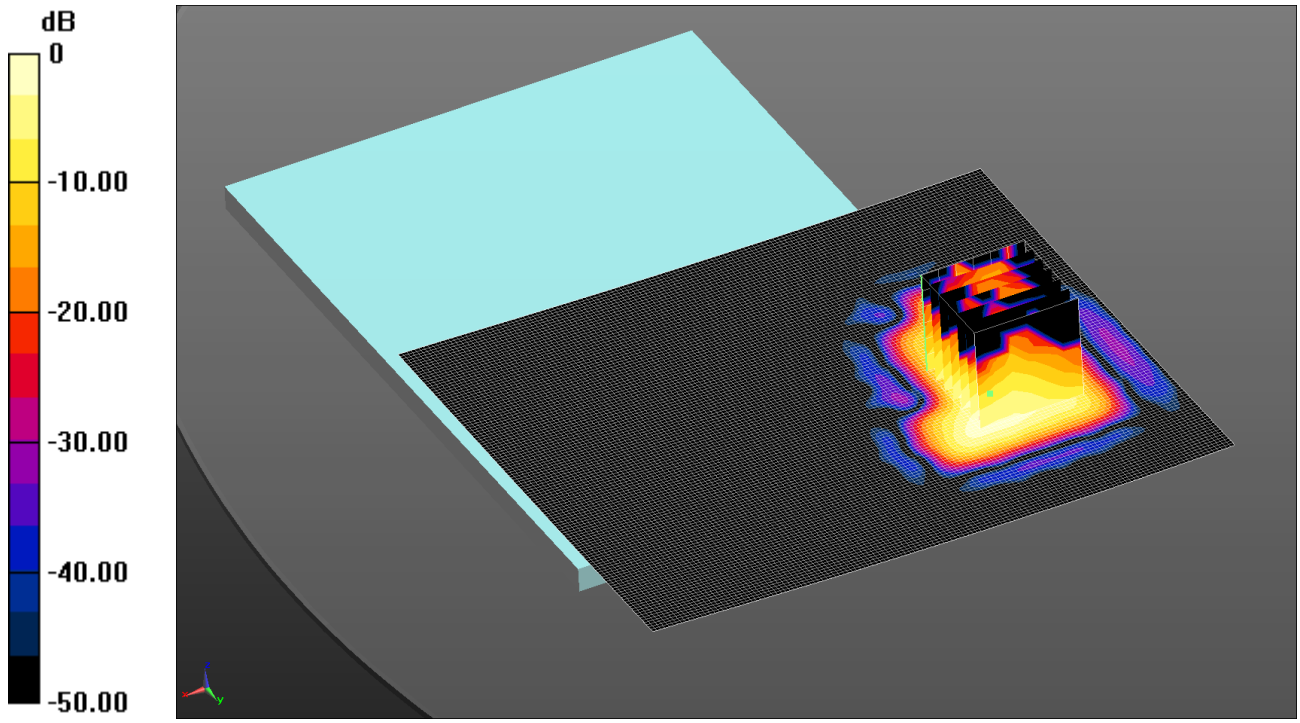

0 dB = 0.0860 W/kg = -10.66 dBW/kg

Communication System: UID 0, WLAN 802.11 (0); Frequency: 2437 MHz;Duty Cycle: 1:1
Medium: 2450 MSL Medium parameters used (interpolated): f = 2437 MHz; σ = 1.911 S/m; ε_r = 50.878; ρ = 1000 kg/m^3
Phantom section: Flat Section
DASY4 Configuration:
- Probe: EX3DV4 - SN3814; ConvF(7.01, 7.01, 7.01); Calibrated: 24/9/2013;
- Sensor-Surface: 4mm (Mechanical Surface Detection)
- Electronics: DAE4 Sn1438; Calibrated: 12/5/2014
- Phantom: ELI v5.0 (30deg probe tilt); Type: QDOVA002AA; Serial: TP:xxxx
- ; SEMCAD X Version 14.6.10 (7331)

Configuration/Back of EUT Facing Phantom - Middle 2/Area Scan (141x121x1): Interpolated grid: dx=1.200 mm, dy=1.200 mm
Maximum value of SAR (interpolated) = 0.0860 W/kg

Configuration/Back of EUT Facing Phantom - Middle 2/Zoom Scan (7x7x7) 2 2 (7x7x7)/Cube 0: Measurement grid: dx=5mm, dy=5mm, dz=5mm
Reference Value = 4.117 V/m; Power Drift = 0.03 dB
Peak SAR (extrapolated) = 0.106 W/kg
SAR(1 g) = 0.056 W/kg; SAR(10 g) = 0.026 W/kg.
Maximum value of SAR (measured) = 0.0638 W/kg

This report shall not be reproduced except in full, without the written approval of UL Verification Services Ltd.

183: Left of EUT Facing Phantom Wi-Fi 802.11n 6.5Mbps Antenna 1 CH6
Date: 22/7/2014
DUT: A1600; Type: FCC ID: BCGA1600

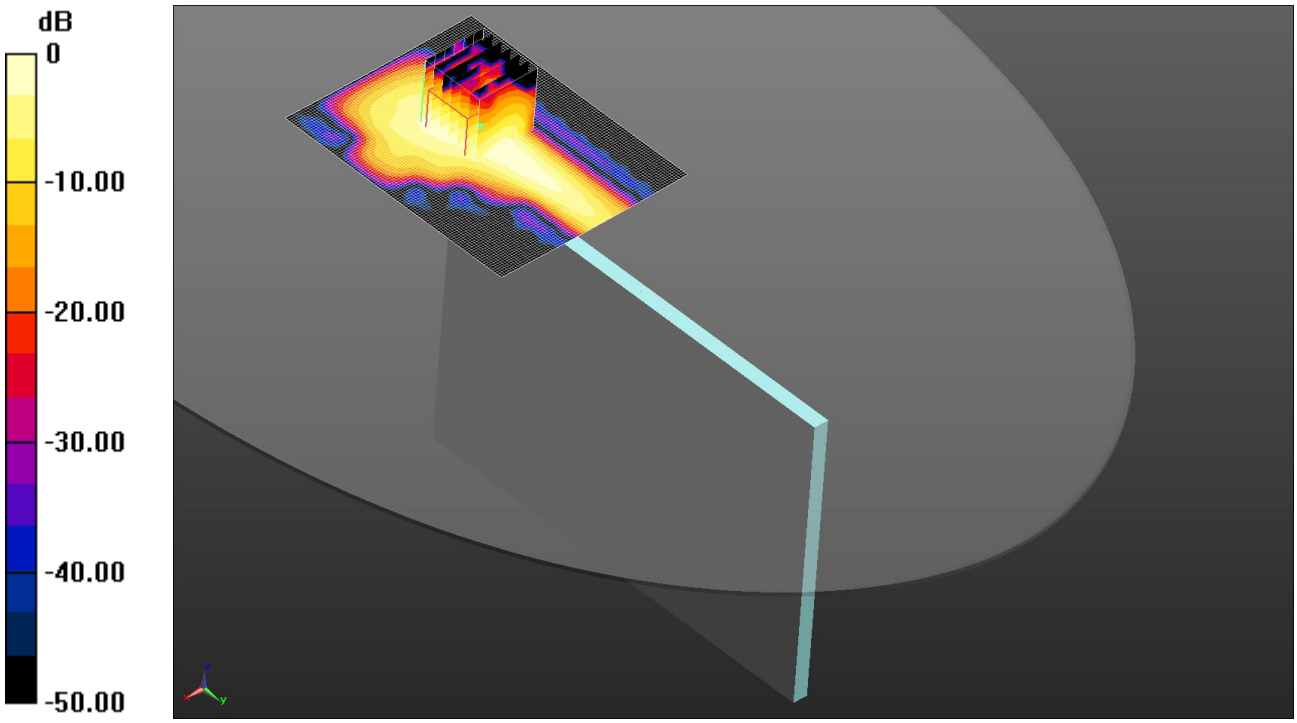

0 dB = 0.167 W/kg = -7.78 dBW/kg

Communication System: UID 0, WLAN 802.11 (0); Frequency: 2437 MHz;Duty Cycle: 1:1
Medium: 2450 MSL Medium parameters used (interpolated): f = 2437 MHz; σ = 1.911 S/m; ε_r = 50.878; ρ = 1000 kg/m^3
Phantom section: Flat Section
DASY4 Configuration:
- Probe: EX3DV4 - SN3814; ConvF(7.01, 7.01, 7.01); Calibrated: 24/9/2013;
- Sensor-Surface: 4mm (Mechanical Surface Detection)
- Electronics: DAE4 Sn1438; Calibrated: 12/5/2014
- Phantom: ELI v5.0 (30deg probe tilt); Type: QDOVA002AA; Serial: TP:xxxx
- ; SEMCAD X Version 14.6.10 (7331)

Configuration/Left Hand Side of EUT Facing Phantom - Middle 2/Area Scan (81x101x1): Interpolated grid: dx=1.200 mm, dy=1.200 mm
Maximum value of SAR (interpolated) = 0.167 W/kg

Configuration/Left Hand Side of EUT Facing Phantom - Middle 2/Zoom Scan (7x7x7) (7x7x7)/Cube 0: Measurement grid: dx=5mm, dy=5mm, dz=5mm
Reference Value = 8.208 V/m; Power Drift = -0.14 dB
Peak SAR (extrapolated) = 0.303 W/kg
SAR(1 g) = 0.126 W/kg; SAR(10 g) = 0.059 W/kg
Maximum value of SAR (measured) = 0.142 W/kg

This report shall not be reproduced except in full, without the written approval of UL Verification Services Ltd.

184: Bottom of EUT Facing Phantom Wi-Fi 802.11n 6.5Mbps Antenna 1 CH6
Date: 23/7/2014
DUT: A1600; Type: FCC ID: BCGA1600

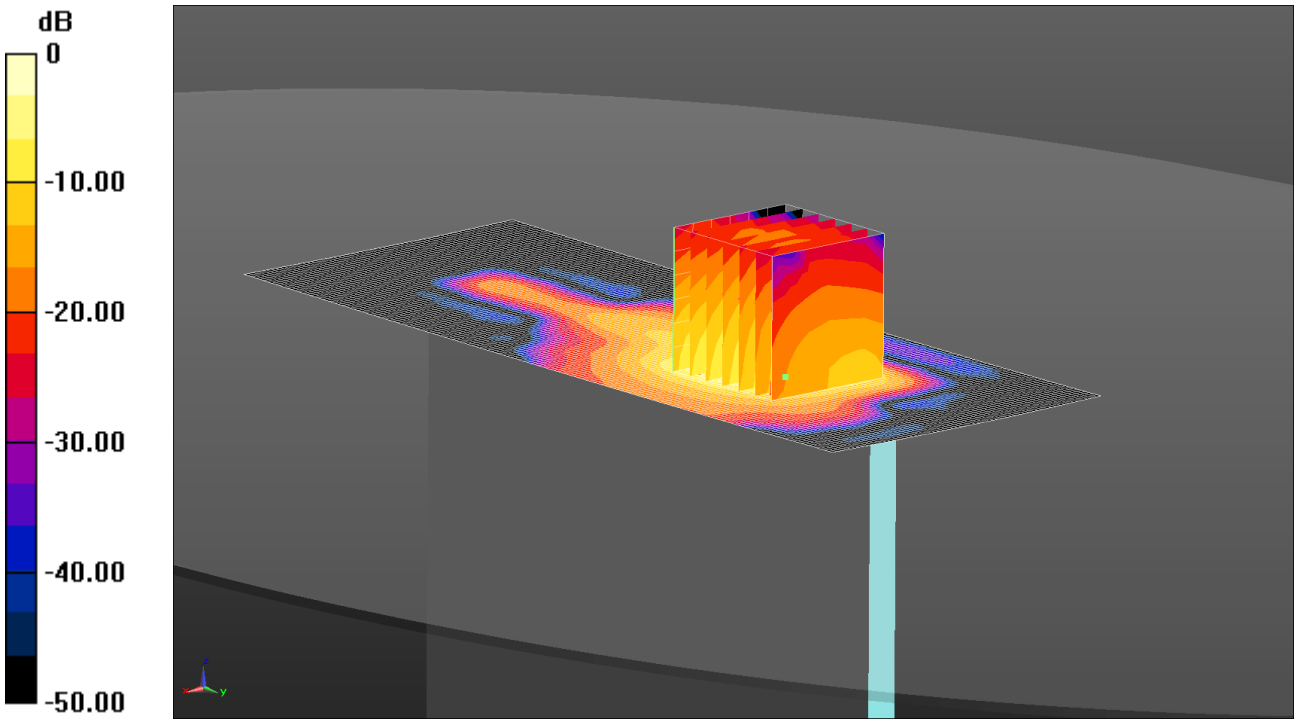

0 dB = 1.04 W/kg = 0.19 dBW/kg

Communication System: UID 0, WLAN 802.11 (0); Frequency: 2437 MHz;Duty Cycle: 1:1
Medium: 2450 MSL Medium parameters used (interpolated): f = 2437 MHz; σ = 1.911 S/m; ε_r = 50.878; ρ = 1000 kg/m^3
Phantom section: Flat Section
DASY4 Configuration:
- Probe: EX3DV4 - SN3814; ConvF(7.01, 7.01, 7.01); Calibrated: 24/9/2013;
- Sensor-Surface: 4mm (Mechanical Surface Detection)
- Electronics: DAE4 Sn1438; Calibrated: 12/5/2014
- Phantom: ELI v5.0 (30deg probe tilt); Type: QDOVA002AA; Serial: TP:xxxx
- ; SEMCAD X Version 14.6.10 (7331)

Configuration/Bottom of EUT Facing Phantom - Middle/Area Scan 2 (61x151x1): Interpolated grid: dx=1.200 mm, dy=1.200 mm
Maximum value of SAR (interpolated) = 1.04 W/kg

Configuration/Bottom of EUT Facing Phantom - Middle/Zoom Scan (7x7x7) (7x7x7)/Cube 0: Measurement grid: dx=5mm, dy=5mm, dz=5mm
Reference Value = 9.693 V/m; Power Drift = 0.04 dB
Peak SAR (extrapolated) = 3.08 W/kg
SAR(1 g) = 1.01 W/kg; SAR(10 g) = 0.330 W/kg
Maximum value of SAR (measured) = 1.31 W/kg

This report shall not be reproduced except in full, without the written approval of UL Verification Services Ltd.

185: Bottom of EUT Facing Phantom Wi-Fi 802.11n 6.5Mbps Antenna 1 CH1
Date: 23/7/2014
DUT: A1600; Type: FCC ID: BCGA1600

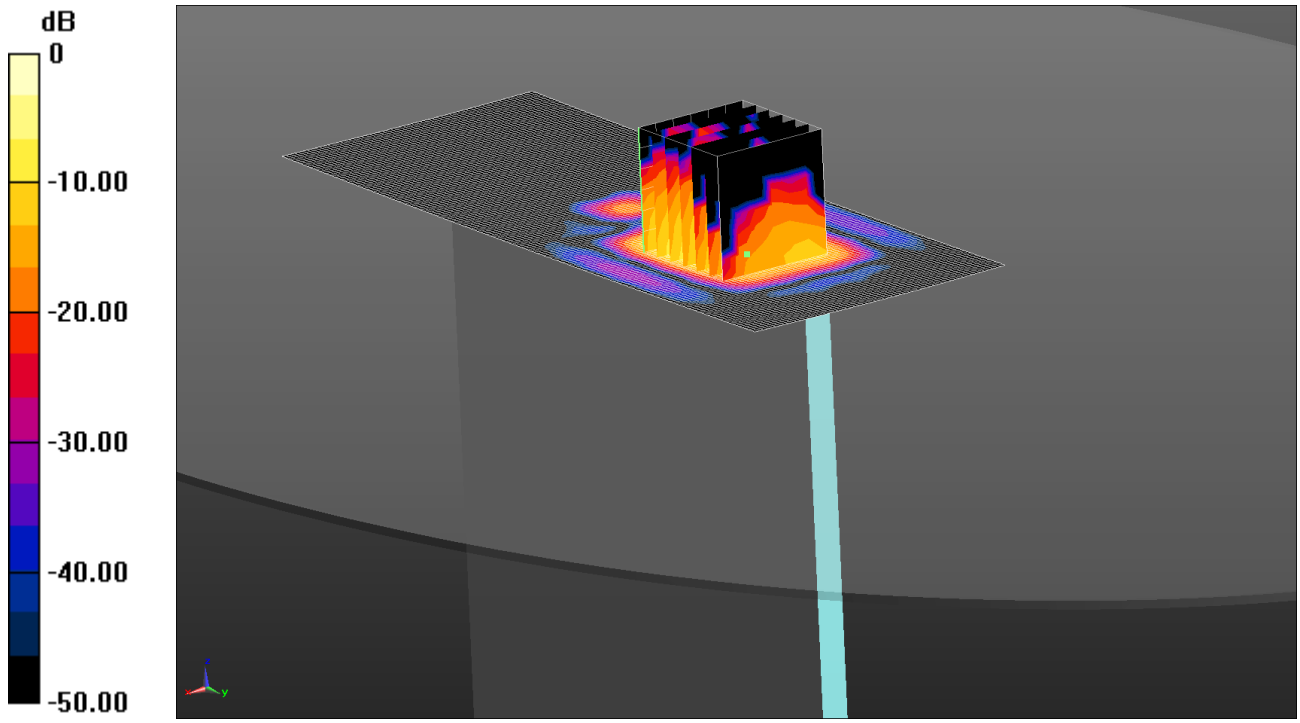

0 dB = 0.237 W/kg = -6.25 dBW/kg

Communication System: UID 0, WLAN 802.11 (0); Frequency: 2412 MHz;Duty Cycle: 1:1
Medium: 2450 MSL Medium parameters used (interpolated): f = 2412 MHz; σ = 1.886 S/m; ε_r = 50.934; ρ = 1000 kg/m^3
Phantom section: Flat Section
DASY4 Configuration:
- Probe: EX3DV4 - SN3814; ConvF(7.01, 7.01, 7.01); Calibrated: 24/9/2013;
- Sensor-Surface: 4mm (Mechanical Surface Detection)
- Electronics: DAE4 Sn1438; Calibrated: 12/5/2014
- Phantom: ELI v5.0 (30deg probe tilt); Type: QDOVA002AA; Serial: TP:xxxx
- ; SEMCAD X Version 14.6.10 (7331)

Configuration/Bottom of EUT Facing Phantom - Middle/Area Scan 2 (61x151x1): Interpolated grid: dx=1.200 mm, dy=1.200 mm
Maximum value of SAR (interpolated) = 0.237 W/kg

Configuration/Bottom of EUT Facing Phantom - Middle/Zoom Scan (7x7x7) (7x7x7)/Cube 0: Measurement grid: dx=5mm, dy=5mm, dz=5mm
Reference Value = 5.820 V/m; Power Drift = 0.16 dB
Peak SAR (extrapolated) = 0.548 W/kg
SAR(1 g) = 0.182 W/kg; SAR(10 g) = 0.057 W/kg
Maximum value of SAR (measured) = 0.229 W/kg

This report shall not be reproduced except in full, without the written approval of UL Verification Services Ltd.

186: Bottom of EUT Facing Phantom Wi-Fi 802.11n 6.5Mbps Antenna 1 CH11
Date: 23/7/2014
DUT: A1600; Type: FCC ID: BCGA1600

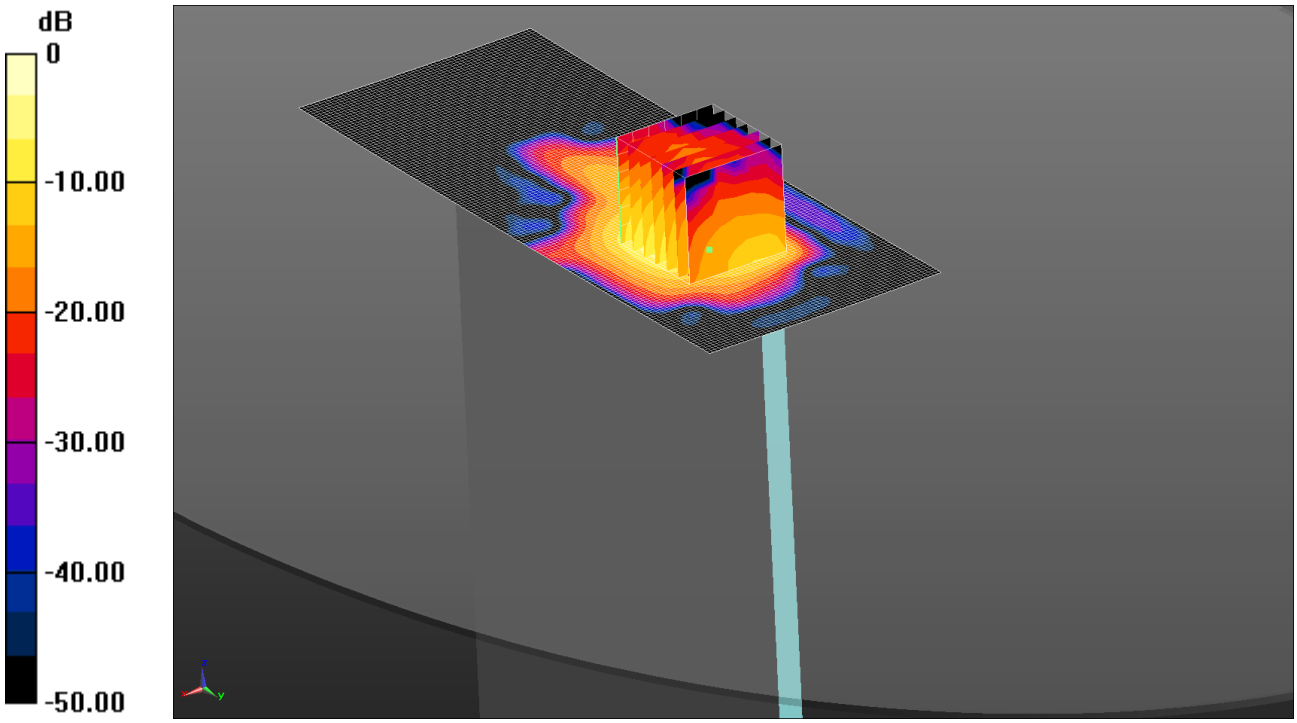

0 dB = 0.787 W/kg = -1.04 dBW/kg

Communication System: UID 0, WLAN 802.11 (0); Frequency: 2462 MHz;Duty Cycle: 1:1
Medium: 2450 MSL Medium parameters used (interpolated): f = 2462 MHz; σ = 1.936 S/m; ε_r = 50.816; ρ = 1000 kg/m^3
Phantom section: Flat Section
DASY4 Configuration:
- Probe: EX3DV4 - SN3814; ConvF(7.01, 7.01, 7.01); Calibrated: 24/9/2013;
- Sensor-Surface: 4mm (Mechanical Surface Detection)
- Electronics: DAE4 Sn1438; Calibrated: 12/5/2014
- Phantom: ELI v5.0 (30deg probe tilt); Type: QDOVA002AA; Serial: TP:xxxx
- ; SEMCAD X Version 14.6.10 (7331)

Configuration/Bottom of EUT Facing Phantom - Middle/Area Scan 2 (61x151x1): Interpolated grid: dx=1.200 mm, dy=1.200 mm
Maximum value of SAR (interpolated) = 0.787 W/kg

Configuration/Bottom of EUT Facing Phantom - Middle/Zoom Scan (7x7x7) (7x7x7)/Cube 0: Measurement grid: dx=5mm, dy=5mm, dz=5mm
Reference Value = 11.30 V/m; Power Drift = 0.01 dB
Peak SAR (extrapolated) = 1.87 W/kg
SAR(1 g) = 0.616 W/kg; SAR(10 g) = 0.199 W/kg
Maximum value of SAR (measured) = 0.823 W/kg

This report shall not be reproduced except in full, without the written approval of UL Verification Services Ltd.

187: Back Of EUT Facing Phantom Wi-Fi 802.11n 6.5Mbps Antenna 1+2 (MIMO) CH6
Date: 22/7/2014
DUT: A1600; Type: FCC ID: BCGA1600

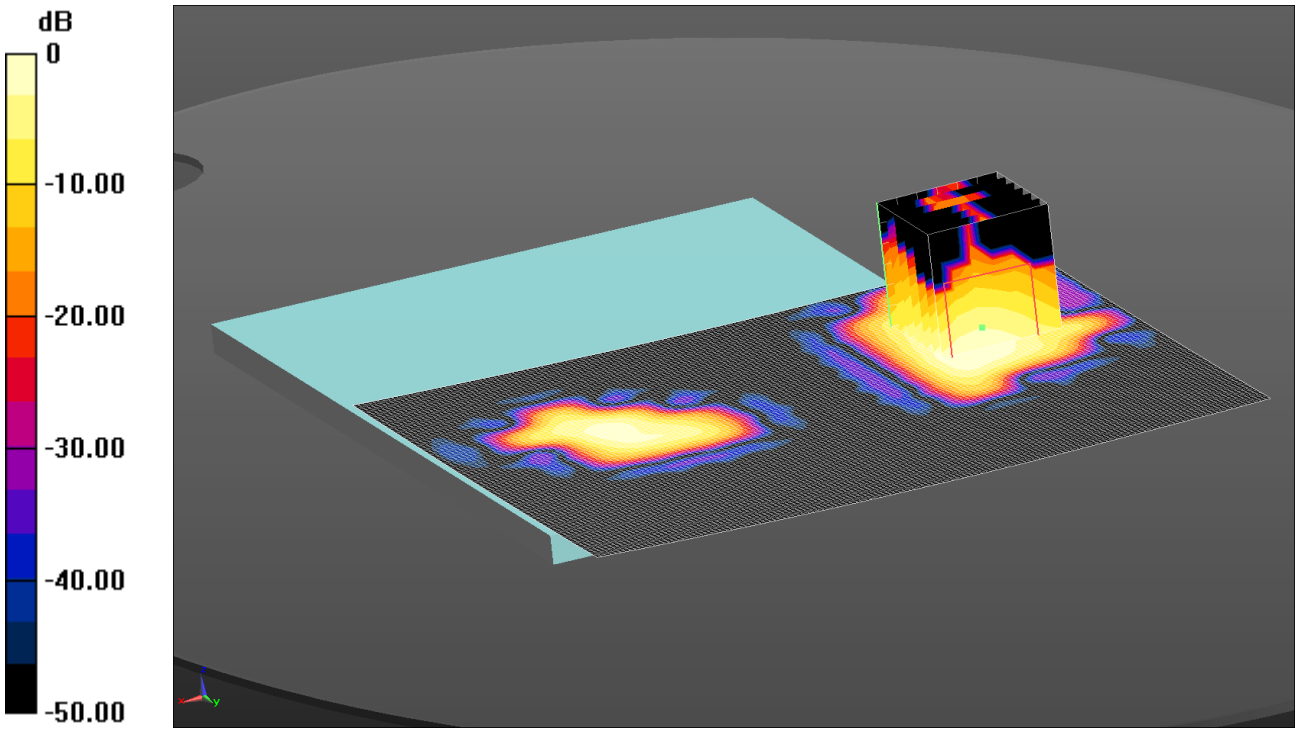

0 dB = 0.0699 W/kg = -11.55 dBW/kg

Communication System: UID 0, WLAN 802.11 (0); Frequency: 2437 MHz;Duty Cycle: 1:1
Medium: 2450 MSL Medium parameters used (interpolated): f = 2437 MHz; σ = 1.911 S/m; ε_r = 50.878; ρ = 1000 kg/m^3
Phantom section: Flat Section
DASY4 Configuration:
- Probe: EX3DV4 - SN3814; ConvF(7.01, 7.01, 7.01); Calibrated: 24/9/2013;
- Sensor-Surface: 4mm (Mechanical Surface Detection)
- Electronics: DAE4 Sn1438; Calibrated: 12/5/2014
- Phantom: ELI v5.0 (30deg probe tilt); Type: QDOVA002AA; Serial: TP:xxxx
- ; SEMCAD X Version 14.6.10 (7331)

Configuration/Back of EUT Facing Phantom - Middle 2/Area Scan (141x121x1): Interpolated grid: dx=1.200 mm, dy=1.200 mm
Maximum value of SAR (interpolated) = 0.0699 W/kg

Configuration/Back of EUT Facing Phantom - Middle 2/Zoom Scan (7x7x7) (7x7x7)/Cube 0: Measurement grid: dx=5mm, dy=5mm, dz=5mm
Reference Value = 9.67 V/m; Power Drift = -0.04 dB
Peak SAR (extrapolated) = 0.0880 W/kg
SAR(1 g) = 0.046 W/kg; SAR(10 g) = 0.022 W/kg
Maximum value of SAR (measured) = 0.0533 W/kg

Note: SAR level measured is very low as equivalent to noise floor.

This report shall not be reproduced except in full, without the written approval of UL Verification Services Ltd.

188: Right Hand Side of EUT Facing Phantom Wi-Fi 802.11n 6.5Mbps Antenna 1+2 (MIMO) CH6
Date: 22/7/2014
DUT: A1600; Type: FCC ID: BCGA1600

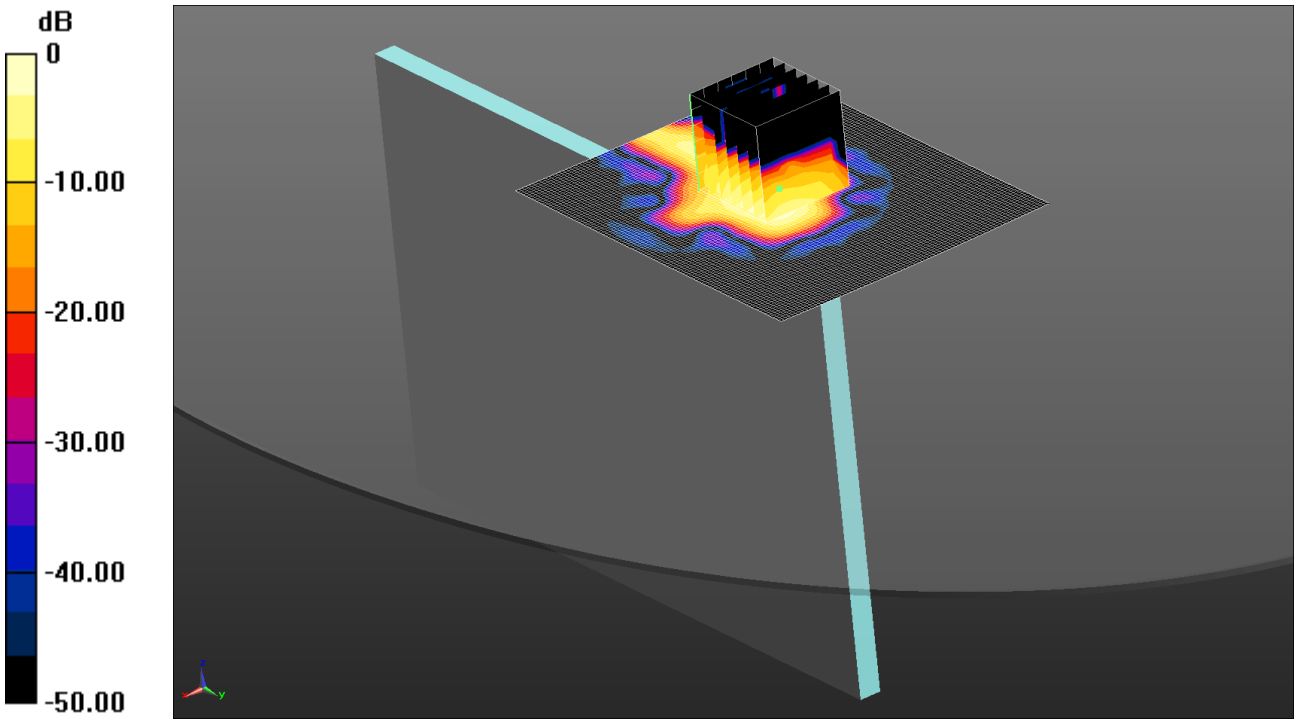

0 dB = 0.0758 W/kg = -11.21 dBW/kg

Communication System: UID 0, WLAN 802.11 (0); Frequency: 2437 MHz;Duty Cycle: 1:1
Medium: 2450 MSL Medium parameters used (interpolated): f = 2437 MHz; σ = 1.911 S/m; ε_r = 50.878; ρ = 1000 kg/m^3
Phantom section: Flat Section
DASY4 Configuration:
- Probe: EX3DV4 - SN3814; ConvF(7.01, 7.01, 7.01); Calibrated: 24/9/2013;
- Sensor-Surface: 4mm (Mechanical Surface Detection)
- Electronics: DAE4 Sn1438; Calibrated: 12/5/2014
- Phantom: ELI v5.0 (30deg probe tilt); Type: QDOVA002AA; Serial: TP:xxxx
- ; SEMCAD X Version 14.6.10 (7331)

Configuration/Right Hand Side of EUT Facing Phantom - Middle 2/Area Scan (81x101x1): Interpolated grid: dx=1.200 mm, dy=1.200 mm.
Maximum value of SAR (interpolated) = 0.0758 W/kg

Configuration/Right Hand Side of EUT Facing Phantom - Middle 2/Zoom Scan (7x7x7) (7x7x7)/Cube 0: Measurement grid: dx=5mm, dy=5mm, dz=5mm
Reference Value = 6.096 V/m; Power Drift = 0.06 dB
Peak SAR (extrapolated) = 0.125 W/kg
SAR(1 g) = 0.056 W/kg; SAR(10 g) = 0.022 W/kg
Maximum value of SAR (measured) = 0.0692 W/kg

Note: SAR level measured is very low as equivalent to noise floor.

This report shall not be reproduced except in full, without the written approval of UL Verification Services Ltd.

189: Left Hand Side of EUT Facing Phantom Wi-Fi 802.11n 6.5Mbps Antenna 1+2 (MIMO) CH6
Date: 22/7/2014
DUT: A1600; Type: FCC ID: BCGA1600

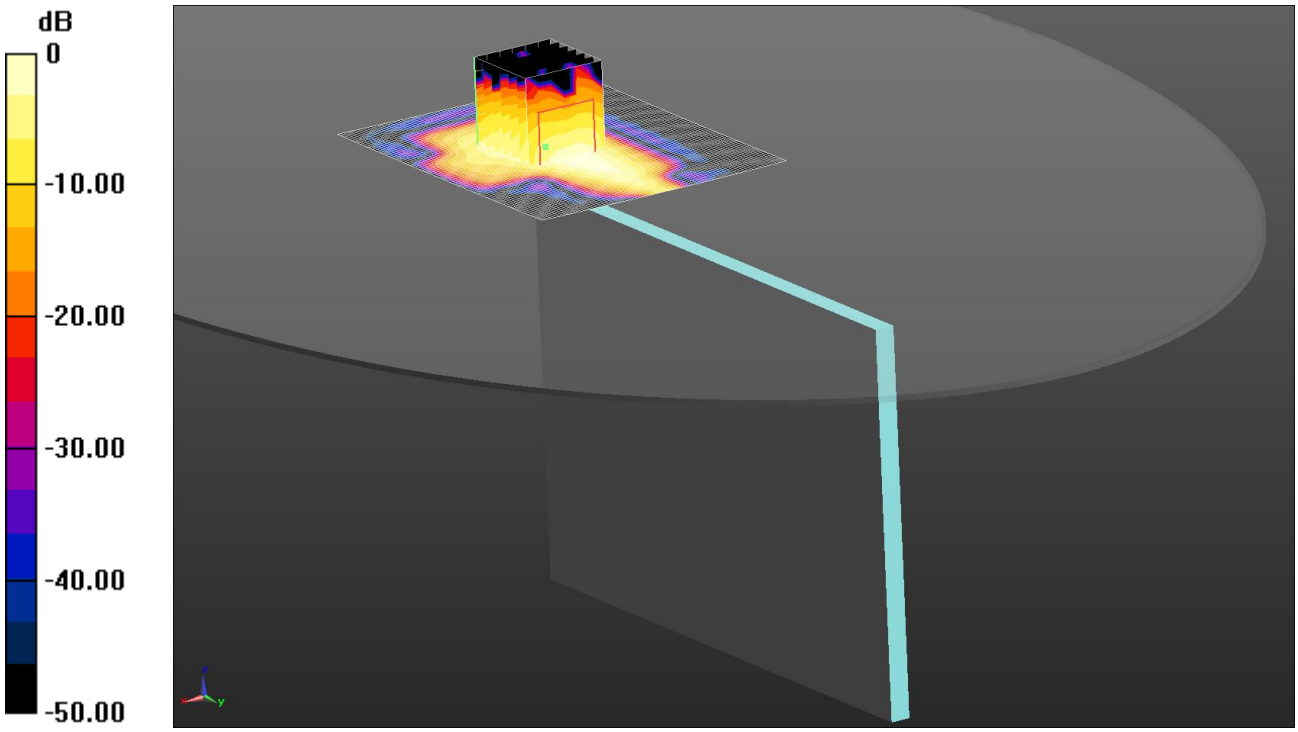

0 dB = 0.180 W/kg = -7.44 dBW/kg

Communication System: UID 0, WLAN 802.11 (0); Frequency: 2437 MHz;Duty Cycle: 1:1
Medium: 2450 MSL Medium parameters used (interpolated): f = 2437 MHz; σ = 1.911 S/m; ε_r = 50.878; ρ = 1000 kg/m^3
Phantom section: Flat Section
DASY4 Configuration:
- Probe: EX3DV4 - SN3814; ConvF(7.01, 7.01, 7.01); Calibrated: 24/9/2013;
- Sensor-Surface: 4mm (Mechanical Surface Detection)
- Electronics: DAE4 Sn1438; Calibrated: 12/5/2014
- Phantom: ELI v5.0 (30deg probe tilt); Type: QDOVA002AA; Serial: TP:xxxx
- ; SEMCAD X Version 14.6.10 (7331)

Configuration/Left Hand Side of EUT Facing Phantom - Middle 2/Area Scan (81x101x1): Interpolated grid: dx=1.200 mm, dy=1.200 mm
Maximum value of SAR (interpolated) = 0.180 W/kg

Configuration/Left Hand Side of EUT Facing Phantom - Middle 2/Zoom Scan (7x7x7) (7x7x7)/Cube 0: Measurement grid: dx=5mm, dy=5mm, dz=5mm
Reference Value = 9.020 V/m; Power Drift = -0.04 dB
Peak SAR (extrapolated) = 0.350 W/kg
SAR(1 g) = 0.139 W/kg; SAR(10 g) = 0.063 W/kg
Maximum value of SAR (measured) = 0.158 W/kg

This report shall not be reproduced except in full, without the written approval of UL Verification Services Ltd.

190: Bottom of EUT Facing Phantom Wi-Fi 802.11n 6.5Mbps Antenna 1+2 (MIMO) CH6
Date: 22/7/2014
DUT: A1600; Type: FCC ID: BCGA1600

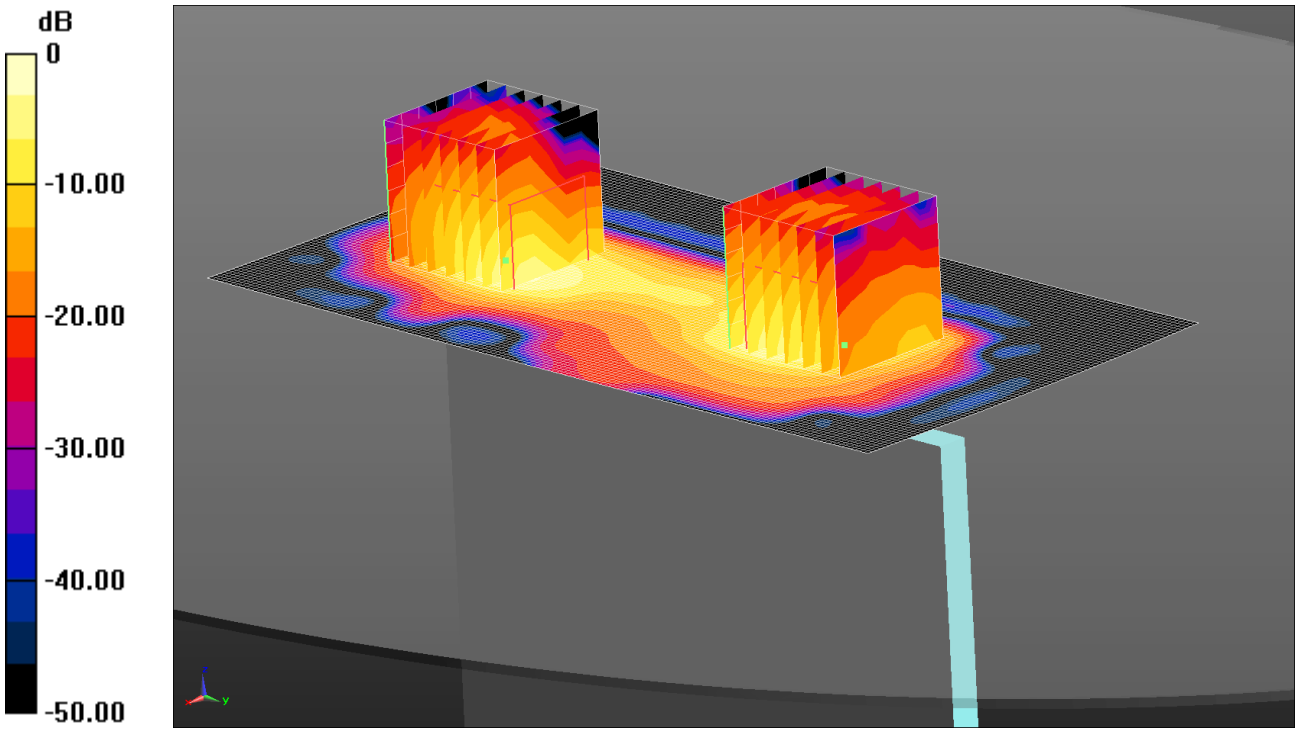

0 dB = 0.988 W/kg = -0.05 dBW/kg

Communication System: UID 0, WLAN 802.11 (0); Frequency: 2437 MHz;Duty Cycle: 1:1
Medium: 2450 MSL Medium parameters used (interpolated): f = 2437 MHz; σ = 1.911 S/m; ε_r = 50.878; ρ = 1000 kg/m^3
Phantom section: Flat Section
DASY4 Configuration:
- Probe: EX3DV4 - SN3814; ConvF(7.01, 7.01, 7.01); Calibrated: 24/9/2013;
- Sensor-Surface: 4mm (Mechanical Surface Detection)
- Electronics: DAE4 Sn1438; Calibrated: 12/5/2014
- Phantom: ELI v5.0 (30deg probe tilt); Type: QDOVA002AA; Serial: TP:xxxx
- ; SEMCAD X Version 14.6.10 (7331)

Configuration/Bottom of EUT Facing Phantom - Middle 2/Area Scan 2 (81x151x1): Interpolated grid: dx=1.200 mm, dy=1.200 mm
Maximum value of SAR (interpolated) = 0.988 W/kg

Configuration/Bottom of EUT Facing Phantom - Middle 2/Zoom Scan (7x7x7) (7x7x7)/Cube 0: Measurement grid: dx=5mm, dy=5mm, dz=5mm
Reference Value = 7.853 V/m; Power Drift = 0.10 dB
Peak SAR (extrapolated) = 2.83 W/kg
SAR(1 g) = 0.937 W/kg; SAR(10 g) = 0.308 W/kg
Maximum value of SAR (measured) = 1.20 W/kg

Configuration/Bottom of EUT Facing Phantom - Middle 2/Zoom Scan (7x7x7) (7x7x7)/Cube 1: Measurement grid: dx=5mm, dy=5mm, dz=5mm
Reference Value = 7.853 V/m; Power Drift = 0.10 dB
Peak SAR (extrapolated) = 2.57 W/kg
SAR(1 g) = 0.810 W/kg; SAR(10 g) = 0.266 W/kg
Maximum value of SAR (measured) = 1.07 W/kg

This report shall not be reproduced except in full, without the written approval of UL Verification Services Ltd.

191: Bottom of EUT Facing Phantom Wi-Fi 802.11n 6.5Mbps Antenna 1+2 (MIMO) CH1
Date: 22/7/2014
DUT: A1600; Type: FCC ID: BCGA1600

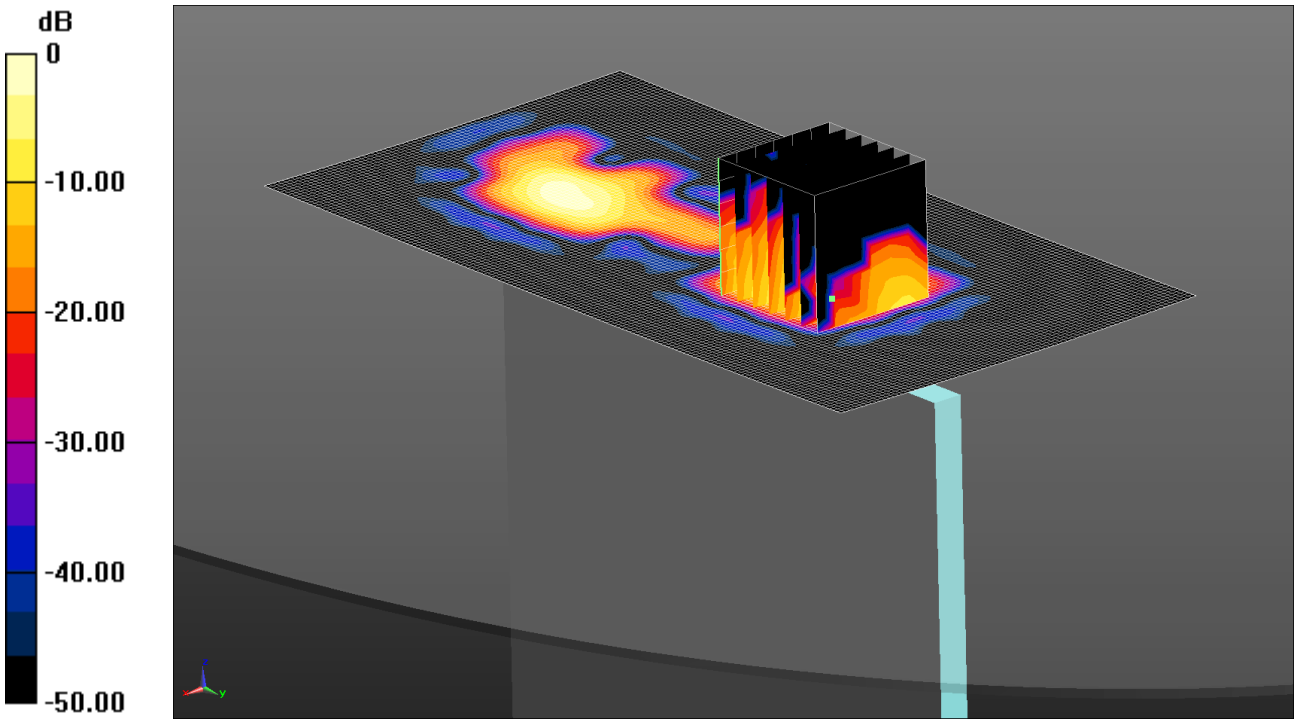

0 dB = 0.226 W/kg = -6.45 dBW/kg

Communication System: UID 0, WLAN 802.11 (0); Frequency: 2412 MHz;Duty Cycle: 1:1
Medium: 2450 MSL Medium parameters used (interpolated): f = 2412 MHz; σ = 1.886 S/m; ε_r = 50.934; ρ = 1000 kg/m^3
Phantom section: Flat Section
DASY4 Configuration:
- Probe: EX3DV4 - SN3814; ConvF(7.01, 7.01, 7.01); Calibrated: 24/9/2013;
- Sensor-Surface: 4mm (Mechanical Surface Detection)
- Electronics: DAE4 Sn1438; Calibrated: 12/5/2014
- Phantom: ELI v5.0 (30deg probe tilt); Type: QDOVA002AA; Serial: TP:xxxx
- ; SEMCAD X Version 14.6.10 (7331)

Configuration/Bottom of EUT Facing Phantom - Low/Area Scan 2 (81x151x1): Interpolated grid: dx=1.200 mm, dy=1.200 mm
Maximum value of SAR (interpolated) = 0.226 W/kg

Configuration/Bottom of EUT Facing Phantom - Low/Zoom Scan (7x7x7) (7x7x7)/Cube 0: Measurement grid: dx=5mm, dy=5mm, dz=5mm
Reference Value = 2.165 V/m; Power Drift = 0.04 dB
Peak SAR (extrapolated) = 0.629 W/kg
SAR(1 g) = 0.116 W/kg; SAR(10 g) = 0.036 W/kg
Maximum value of SAR (measured) = 0.143 W/kg

This report shall not be reproduced except in full, without the written approval of UL Verification Services Ltd.

192: Bottom of EUT Facing Phantom Wi-Fi 802.11n 6.5Mbps Antenna 1+2 (MIMO) CH11
Date: 22/7/2014
DUT: A1600; Type: FCC ID: BCGA1600

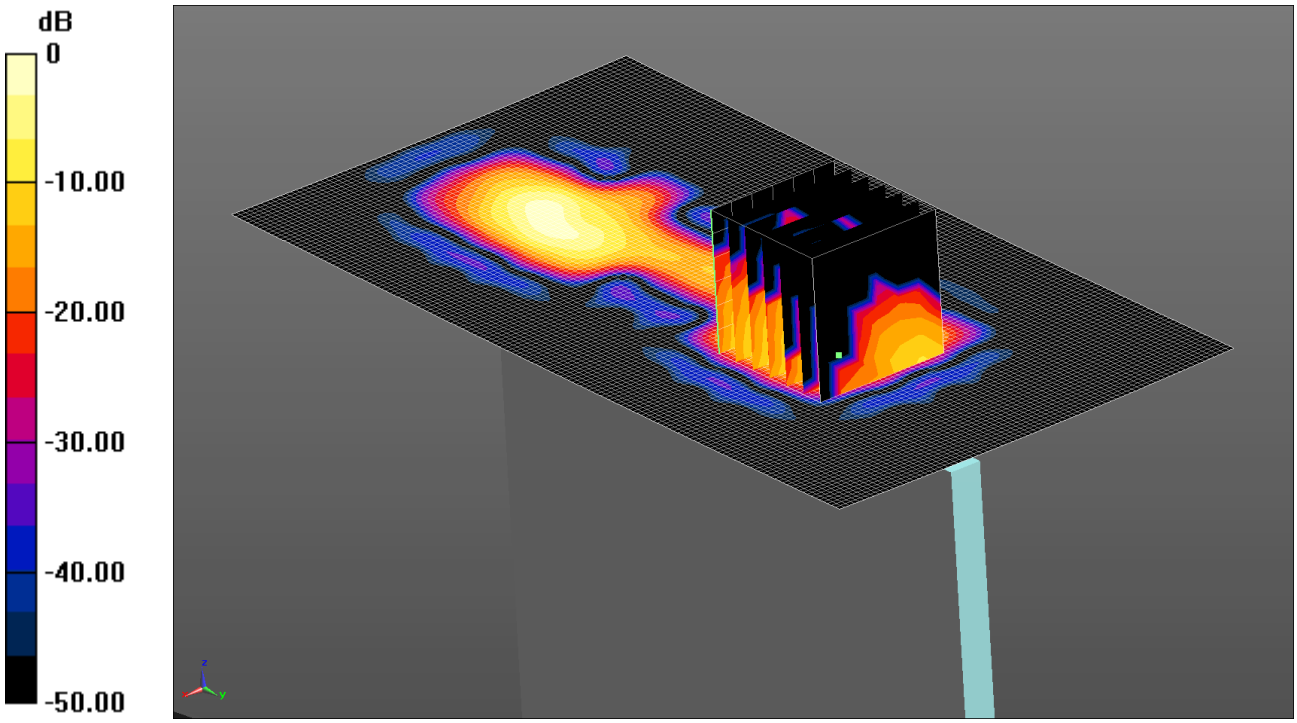

0 dB = 0.239 W/kg = -6.21 dBW/kg

Communication System: UID 0, WLAN 802.11 (0); Frequency: 2462 MHz;Duty Cycle: 1:1
Medium: 2450 MSL Medium parameters used (interpolated): f = 2462 MHz; σ = 1.936 S/m; ε_r = 50.816; ρ = 1000 kg/m^3
Phantom section: Flat Section
DASY4 Configuration:
- Probe: EX3DV4 - SN3814; ConvF(7.01, 7.01, 7.01); Calibrated: 24/9/2013;
- Sensor-Surface: 4mm (Mechanical Surface Detection)
- Electronics: DAE4 Sn1438; Calibrated: 12/5/2014
- Phantom: ELI v5.0 (30deg probe tilt); Type: QDOVA002AA; Serial: TP:xxxx
- ; SEMCAD X Version 14.6.10 (7331)

Configuration/Bottom of EUT Facing Phantom - Low/Area Scan 2 (81x151x1): Interpolated grid: dx=1.200 mm, dy=1.200 mm
Maximum value of SAR (interpolated) = 0.239 W/kg

Configuration/Bottom of EUT Facing Phantom - Low/Zoom Scan (7x7x7) (7x7x7)/Cube 0: Measurement grid: dx=5mm, dy=5mm, dz=5mm
Reference Value = 2.461 V/m; Power Drift = 0.18 dB
Peak SAR (extrapolated) = 0.310 W/kg
SAR(1 g) = 0.130 W/kg; SAR(10 g) = 0.041 W/kg
Maximum value of SAR (measured) = 0.165 W/kg

This report shall not be reproduced except in full, without the written approval of UL Verification Services Ltd.

193: Bottom of EUT Facing Phantom Wi-Fi 802.11n 6.5Mbps Antenna 1 CH6 Variant 2
Date: 04/09/2014
DUT: A1600; Type: FCC ID: BCGA1600

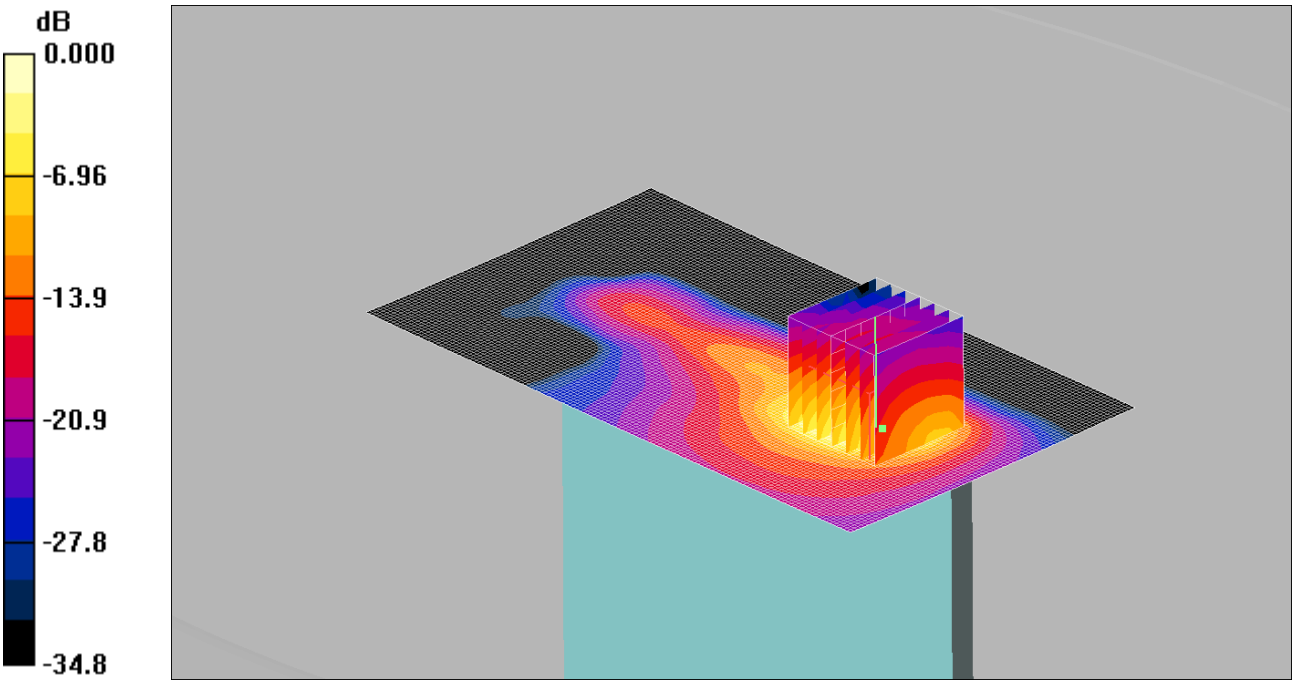

0 dB = 1.11mW/g

Communication System: WLAN; Frequency: 2437 MHz;Duty Cycle: 1:1
Medium: 2450 MHz MSL Medium parameters used (interpolated): f = 2437 MHz; σ = 2.03 mho/m; εr = 50.6; ρ = 1000 kg/m3
Phantom section: Flat Section
DASY4 Configuration:
- Probe: ES3DV3 - SN3304; ConvF(4.24, 4.24, 4.24);
- Sensor-Surface: 4mm (Mechanical Surface Detection)
- Electronics: DAE3 Sn432; Calibrated: 20/08/2014
- Phantom: ELI v5.0; Type: QDOVA002AA; Serial: TP:xxxx
- Measurement SW: DASY4, V4.7 Build 80; Postprocessing SW: SEMCAD, V1.8 Build 186
Bottom of EUT Facing Phantom - Middle/Area Scan (81x141x1): Measurement grid: dx=12mm, dy=12mm
Maximum value of SAR (interpolated) = 1.34 mW/g
Bottom of EUT Facing Phantom - Middle/Zoom Scan (7x7x7) 2 2 (7x7x7)/Cube 0: Measurement grid: dx=5mm, dy=5mm, dz=5mm
Reference Value = 17.0 V/m; Power Drift = -0.031 dB
Peak SAR (extrapolated) = 2.83 W/kg
SAR(1 g) = 0.900 mW/g; SAR(10 g) = 0.301 mW/g
Maximum value of SAR (measured) = 1.11 mW/g

This report shall not be reproduced except in full, without the written approval of UL Verification Services Ltd.

194: Back Of EUT Facing Phantom Wi-Fi 802.11a 6Mbps Antenna 2 SISO CH48
Date: 29/7/2014
DUT: A1600; Type: FCC ID: BCGA1600



0 dB = 0 W/kg = -999.00 dBW/kg

Communication System: UID 0, WLAN 802.11 (0); Frequency: 5240 MHz;Duty Cycle: 1:1
Medium: 5200/5500/5800 MHz MSL Medium parameters used (interpolated): f = 5240 MHz; σ = 5.32 S/m; ε_r = 49.558; ρ = 1000 kg/m^3
Phantom section: Flat Section
DASY4 Configuration:
- Probe: EX3DV4 - SN3814; ConvF(4.44, 4.44, 4.44); Calibrated: 24/9/2013;
- Sensor-Surface: 4mm (Mechanical Surface Detection)
- Electronics: DAE4 Sn1438; Calibrated: 12/5/2014
- Phantom: ELI v5.0 (30deg probe tilt); Type: QDOVA002AA; Serial: TP:xxxx
- ; SEMCAD X Version 14.6.10 (7331)

Configuration/Back of EUT Facing Phantom- Middle 2/Area Scan (151x211x1): Interpolated grid: dx=1.000 mm, dy=1.000 mm
Maximum value of SAR (interpolated) = 0 W/kg

Note: SAR level measured is very low as equivalent to noise floor on Area Scan, hence the Zoom was not evaluated by DASY.

This report shall not be reproduced except in full, without the written approval of UL Verification Services Ltd.

195: Right Hand Side Of EUT Facing Phantom Wi-Fi 802.11a 6Mbps Antenna 2 SISO CH48
Date: 29/7/2014
DUT: A1600; Type: FCC ID: BCGA1600

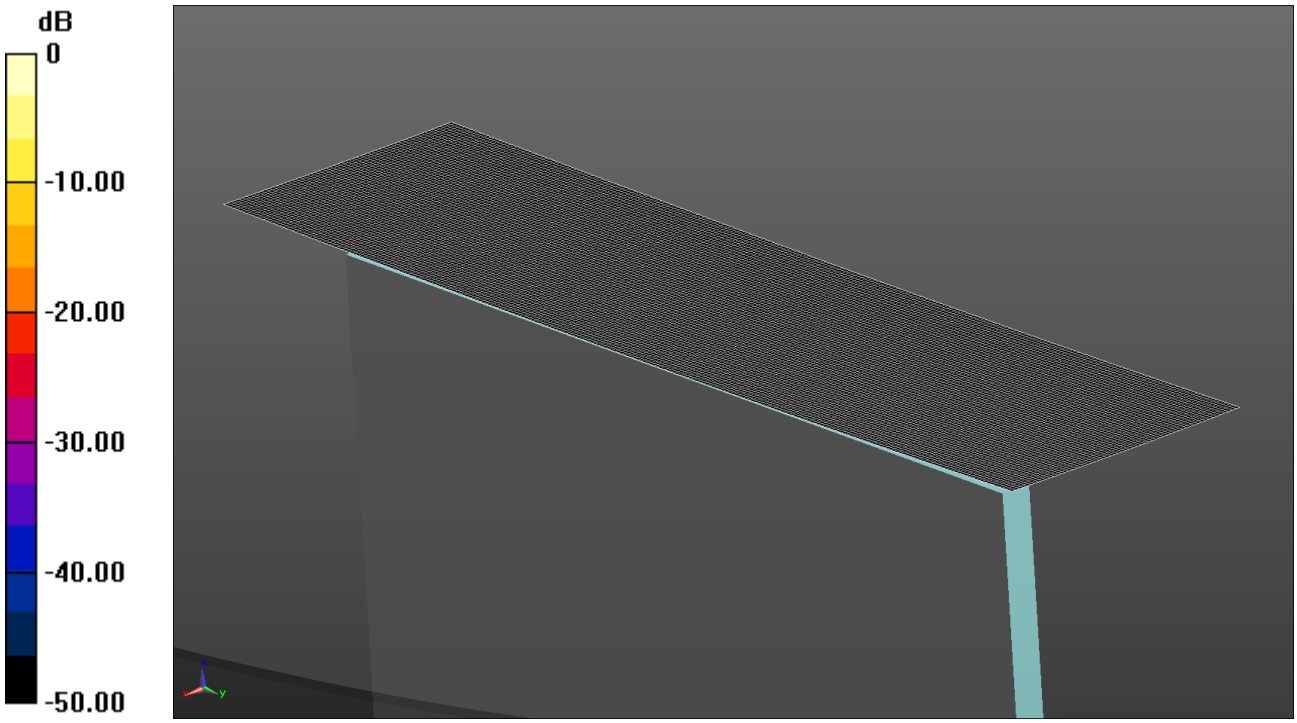

0 dB = 0 W/kg = -999.00 dBW/kg

Communication System: UID 0, WLAN 802.11 (0); Frequency: 5240 MHz;Duty Cycle: 1:1
Medium: 5200/5500/5800 MHz MSL Medium parameters used (interpolated): f = 5240 MHz; σ = 5.515 S/m; ε_r = 48.966; ρ = 1000 kg/m^3
Phantom section: Flat Section
DASY4 Configuration:
- Probe: EX3DV4 - SN3814; ConvF(4.44, 4.44, 4.44); Calibrated: 24/9/2013;
- Sensor-Surface: 4mm (Mechanical Surface Detection)
- Electronics: DAE4 Sn1438; Calibrated: 12/5/2014
- Phantom: ELI v5.0 (30deg probe tilt); Type: QDOVA002AA; Serial: TP:xxxx
- ; SEMCAD X Version 14.6.10 (7331)

Configuration/Back of EUT Facing Phantom- Middle 2/Area Scan (61x241x1): Interpolated grid: dx=1.000 mm, dy=1.000 mm
Maximum value of SAR (interpolated) = 0 W/kg

Note: SAR level measured is very low as equivalent to noise floor on Area Scan, hence the Zoom was not evaluated by DASY.

This report shall not be reproduced except in full, without the written approval of UL Verification Services Ltd.

196: Bottom Of EUT Facing Phantom Wi-Fi 802.11a 6Mbps Antenna 2 SISO CH48
Date: 29/7/2014
DUT: A1600; Type: FCC ID: BCGA1600

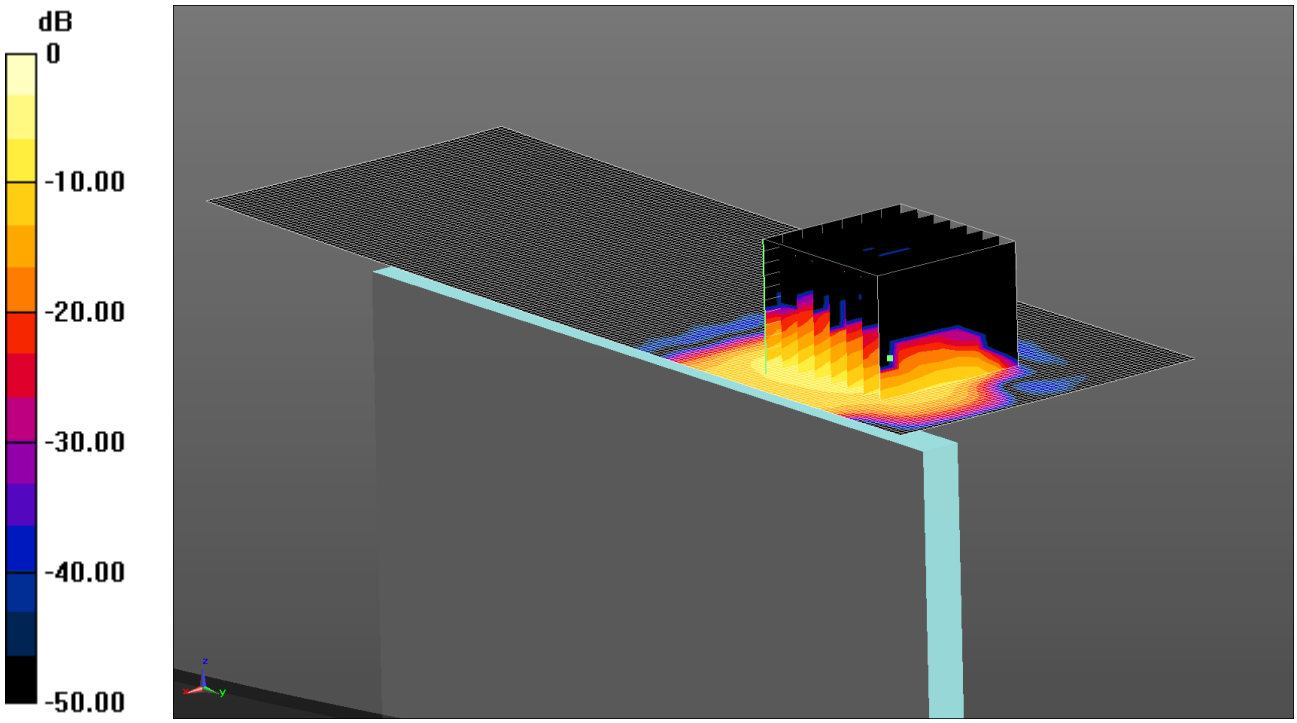

0 dB = 0.855 W/kg = -0.68 dBW/kg

Communication System: UID 0, WLAN 802.11 (0); Frequency: 5240 MHz;Duty Cycle: 1:1
Medium: 5200/5500/5800 MHz MSL Medium parameters used (interpolated): f = 5240 MHz; σ = 5.32 S/m; ε_r = 49.558; ρ = 1000 kg/m^3
Phantom section: Flat Section
DASY4 Configuration:
- Probe: EX3DV4 - SN3814; ConvF(4.44, 4.44, 4.44); Calibrated: 24/9/2013;
- Sensor-Surface: 4mm (Mechanical Surface Detection), Sensor-Surface: 2mm (Mechanical Surface Detection)
- Electronics: DAE4 Sn1438; Calibrated: 12/5/2014
- Phantom: ELI v5.0 (30deg probe tilt); Type: QDOVA002AA; Serial: TP:xxxx
- ; SEMCAD X Version 14.6.10 (7331)

Configuration/Bottom of EUT Facing Phantom- Middle/Area Scan 2 (61x171x1): Interpolated grid: dx=1.000 mm, dy=1.000 mm
Maximum value of SAR (interpolated) = 0.783 W/kg

Configuration/Bottom of EUT Facing Phantom- Middle/Zoom Scan (5-6 GHz) (7x7x12) 2 2 (8x8x12)/Cube 0:
Measurement grid: dx=4mm, dy=4mm, dz=2mm
Reference Value = 2.698 V/m; Power Drift = 0.80 dB
Peak SAR (extrapolated) = 1.63 W/kg
SAR(1 g) = 0.428 W/kg; SAR(10 g) = 0.127 W/kg
Maximum value of SAR (measured) = 0.855 W/kg

This report shall not be reproduced except in full, without the written approval of UL Verification Services Ltd.

197: Back Of EUT Facing Phantom Wi-Fi 802.11n HT20 Antenna 1 6Mbps SISO CH48
Date: 30/7/2014
DUT: A1600; Type: FCC ID: BCGA1600



0 dB = 0 W/kg = -999.00 dBW/kg

Communication System: UID 0, WLAN 802.11 (0); Frequency: 5240 MHz;Duty Cycle: 1:1
Medium: 5200/5500/5800 MHz MSL Medium parameters used (interpolated): f = 5240 MHz; σ = 5.32 S/m; ε_r = 49.558; ρ = 1000 kg/m^3
Phantom section: Flat Section
DASY4 Configuration:
- Probe: EX3DV4 - SN3814; ConvF(4.44, 4.44, 4.44); Calibrated: 24/9/2013;
- Sensor-Surface: 4mm (Mechanical Surface Detection)
- Electronics: DAE4 Sn1438; Calibrated: 12/5/2014
- Phantom: ELI v5.0 (30deg probe tilt); Type: QDOVA002AA; Serial: TP:xxxx
- ; SEMCAD X Version 14.6.10 (7331)

Configuration/Back of EUT Facing Phantom- Middle 2/Area Scan 2 (61x81x1): Interpolated grid: dx=2.500 mm, dy=2.500 mm
Maximum value of SAR (interpolated) = 0 W/kg
Configuration/Back of EUT Facing Phantom- Middle 2/Area Scan (151x211x1): Interpolated grid: dx=1.000 mm, dy=1.000 mm

Note: SAR level measured is very low as equivalent to noise floor on Area Scan, hence the Zoom was not evaluated by DASY.

This report shall not be reproduced except in full, without the written approval of UL Verification Services Ltd.

198: Left Hand Side Of EUT Facing Phantom Wi-Fi 802.11n HT20 Antenna 1 6Mbps SISO CH48
Date: 1/8/2014
DUT: A1600; Type: FCC ID: BCGA1600

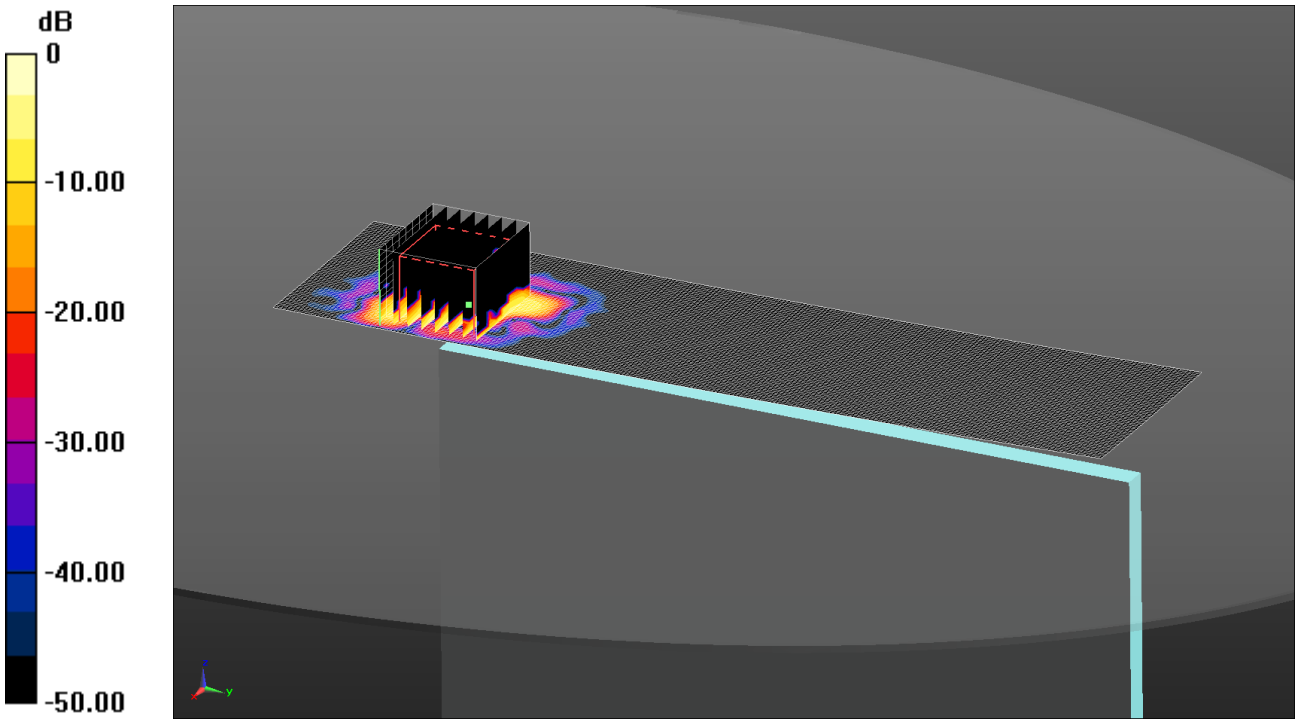

0 dB = 0.172 W/kg = -7.64 dBW/kg

Communication System: UID 0, WLAN 802.11 (0); Frequency: 5240 MHz;Duty Cycle: 1:1
Medium: 5200/5500/5800 MHz MSL Medium parameters used (interpolated): f = 5240 MHz; σ = 5.32 S/m; ε_r = 49.558; ρ = 1000 kg/m^3
Phantom section: Flat Section
DASY4 Configuration:
- Probe: EX3DV4 - SN3814; ConvF(4.44, 4.44, 4.44); Calibrated: 24/9/2013;
- Sensor-Surface: 4mm (Mechanical Surface Detection), Sensor-Surface: 2mm (Mechanical Surface Detection)
- Electronics: DAE4 Sn1438; Calibrated: 12/5/2014
- Phantom: ELI v5.0 (30deg probe tilt); Type: QDOVA002AA; Serial: TP:xxxx
- ; SEMCAD X Version 14.6.10 (7331)

Configuration/Left Hand Side of EUT Facing Phantom- Middle 2/Area Scan (61x241x1): Interpolated grid: dx=1.000 mm, dy=1.000 mm
Maximum value of SAR (interpolated) = 0.0873 W/kg
Configuration/Left Hand Side of EUT Facing Phantom- Middle 2/Zoom Scan (5-6 GHz) (7x7x12) 2 2 (9x8x12)/Cube 0:
Measurement grid: dx=4mm, dy=4mm, dz=2mm
Reference Value = 4.959 V/m; Power Drift = -0.13 dB
Peak SAR (extrapolated) = 0.594 W/kg
SAR(1 g) = 0.061 W/kg; SAR(10 g) = 0.024 W/kg
Maximum value of SAR (measured) = 0.172 W/kg

This report shall not be reproduced except in full, without the written approval of UL Verification Services Ltd.

199: Bottom Of EUT Facing Phantom Wi-Fi 802.11n HT20 Antenna 1 6Mbps SISO CH48
Date: 1/8/2014
DUT: A1600; Type: FCC ID: BCGA1600

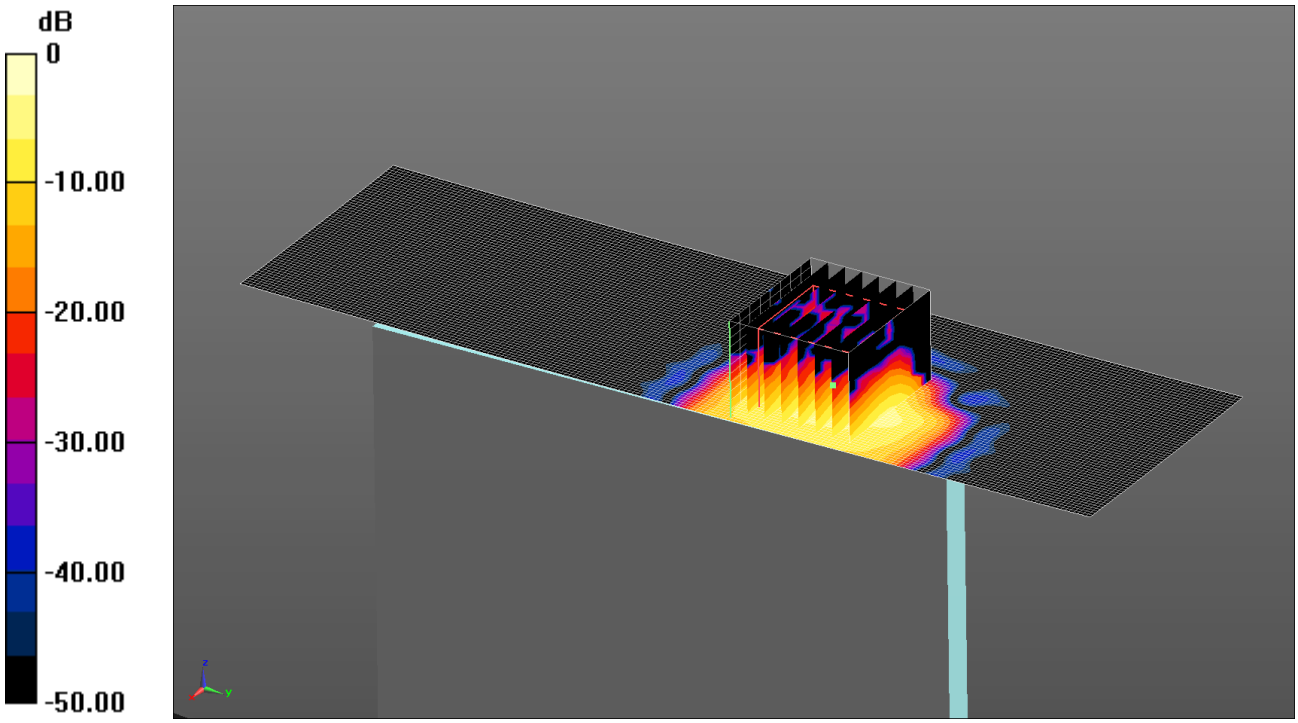

0 dB = 1.29 W/kg = 1.11 dBW/kg

Communication System: UID 0, WLAN 802.11 (0); Frequency: 5240 MHz;Duty Cycle: 1:1
Medium: 5200/5500/5800 MHz MSL Medium parameters used (interpolated): f = 5240 MHz; σ = 5.32 S/m; ε_r = 49.558; ρ = 1000 kg/m^3
Phantom section: Flat Section
DASY4 Configuration:
- Probe: EX3DV4 - SN3814; ConvF(4.44, 4.44, 4.44); Calibrated: 24/9/2013;
- Sensor-Surface: 4mm (Mechanical Surface Detection), Sensor-Surface: 2mm (Mechanical Surface Detection)
- Electronics: DAE4 Sn1438; Calibrated: 12/5/2014
- Phantom: ELI v5.0 (30deg probe tilt); Type: QDOVA002AA; Serial: TP:xxxx
- ; SEMCAD X Version 14.6.10 (7331)

Configuration/Bottom of EUT Facing Phantom- Middle 2/Area Scan (61x201x1): Interpolated grid: dx=1.000 mm, dy=1.000 mm
Maximum value of SAR (interpolated) = 0.908 W/kg
Configuration/Bottom of EUT Facing Phantom- Middle 2/Zoom Scan (5-6 GHz) (7x7x12) 2 2 (9x8x12)/Cube 0:
Measurement grid: dx=4mm, dy=4mm, dz=2mm
Reference Value = 6.079 V/m; Power Drift = 0.06 dB
Peak SAR (extrapolated) = 2.43 W/kg
SAR(1 g) = 0.673 W/kg; SAR(10 g) = 0.226 W/kg
Maximum value of SAR (measured) = 1.29 W/kg

This report shall not be reproduced except in full, without the written approval of UL Verification Services Ltd.

200: Back Of EUT Facing Phantom Wi-Fi 802.11n HT20 Antenna 2 6Mbps SISO CH48
Date: 1/8/2014
DUT: A1600; Type: FCC ID: BCGA1600



0 dB = 0 W/kg = -999.00 dBW/kg

Communication System: UID 0, WLAN 802.11 (0); Frequency: 5240 MHz;Duty Cycle: 1:1
Medium: 5200/5500/5800 MHz MSL Medium parameters used (interpolated): f = 5240 MHz; σ = 5.32 S/m; ε_r = 49.558; ρ = 1000 kg/m^3
Phantom section: Flat Section
DASY4 Configuration:
- Probe: EX3DV4 - SN3814; ConvF(4.44, 4.44, 4.44); Calibrated: 24/9/2013;
- Sensor-Surface: 4mm (Mechanical Surface Detection)
- Electronics: DAE4 Sn1438; Calibrated: 12/5/2014
- Phantom: ELI v5.0 (30deg probe tilt); Type: QDOVA002AA; Serial: TP:xxxx
- ; SEMCAD X Version 14.6.10 (7331)

Configuration/Back of EUT Facing Phantom- Middle 2/Area Scan (181x121x1): Interpolated grid: dx=1.000 mm, dy=1.000 mm
Maximum value of SAR (interpolated) = 0 W/kg

Note: SAR level measured is very low as equivalent to noise floor on Area Scan, hence the Zoom was not evaluated by DASY.

This report shall not be reproduced except in full, without the written approval of UL Verification Services Ltd.

201: Right Hand Side Of EUT Facing Phantom Wi-Fi 802.11n HT20 Antenna 2 6Mbps SISO CH48
Date: 1/8/2014
DUT: A1600; Type: FCC ID: BCGA1600



0 dB = 0 W/kg = -999.00 dBW/kg

Communication System: UID 0, WLAN 802.11 (0); Frequency: 5240 MHz;Duty Cycle: 1:1
Medium: 5200/5500/5800 MHz MSL Medium parameters used (interpolated): f = 5240 MHz; σ = 5.32 S/m; ε_r = 49.558; ρ = 1000 kg/m^3
Phantom section: Flat Section
DASY4 Configuration:
- Probe: EX3DV4 - SN3814; ConvF(4.44, 4.44, 4.44); Calibrated: 24/9/2013;
- Sensor-Surface: 4mm (Mechanical Surface Detection)
- Electronics: DAE4 Sn1438; Calibrated: 12/5/2014
- Phantom: ELI v5.0 (30deg probe tilt); Type: QDOVA002AA; Serial: TP:xxxx
- ; SEMCAD X Version 14.6.10 (7331)

Configuration/Right Hand Side of EUT Facing Phantom- Middle 2/Area Scan (61x241x1): Interpolated grid: dx=1.000 mm, dy=1.000 mm
Maximum value of SAR (interpolated) = 0 W/kg

Note: SAR level measured is very low as equivalent to noise floor on Area Scan, hence the Zoom was not evaluated by DASY.

This report shall not be reproduced except in full, without the written approval of UL Verification Services Ltd.

202: Bottom Of EUT Facing Phantom Wi-Fi 802.11n HT20 Antenna 2 6Mbps SISO CH48
Date: 1/8/2014
DUT: A1600; Type: FCC ID: BCGA1600

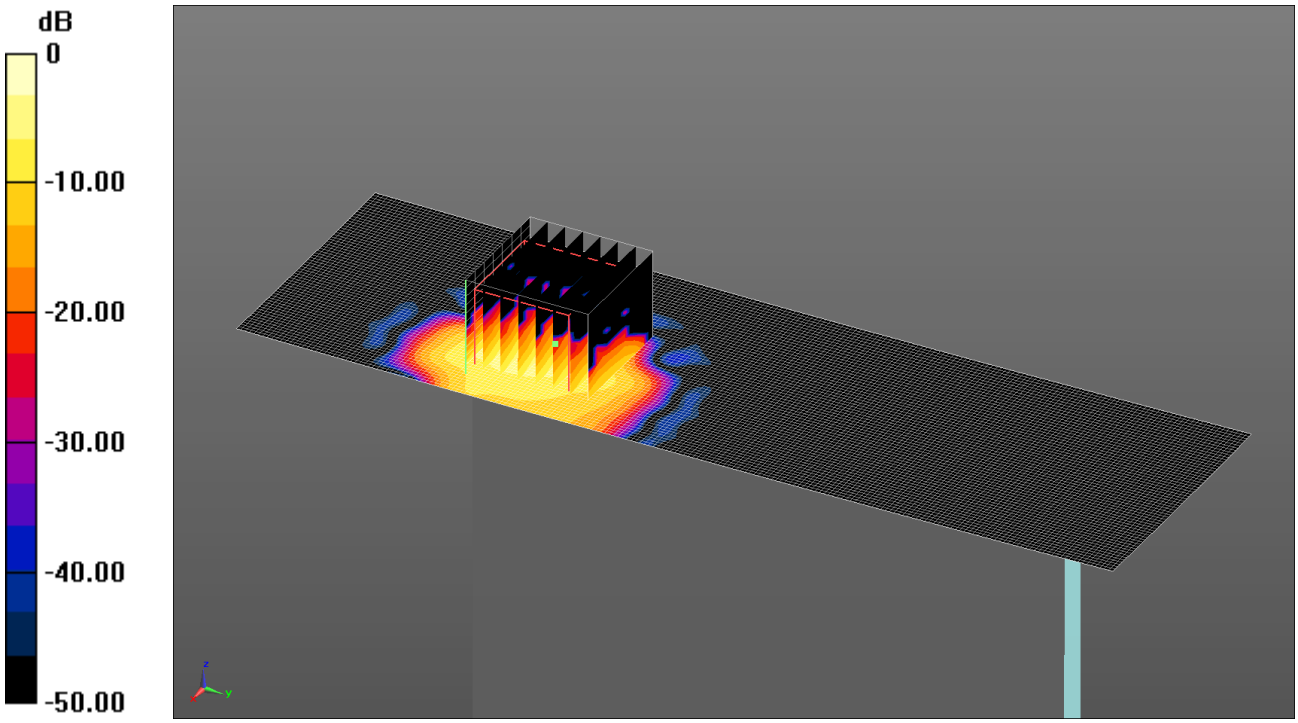

0 dB = 0.765 W/kg = -1.16 dBW/kg

Communication System: UID 0, WLAN 802.11 (0); Frequency: 5240 MHz;Duty Cycle: 1:1
Medium: 5200/5500/5800 MHz MSL Medium parameters used (interpolated): f = 5240 MHz; σ = 5.32 S/m; ε_r = 49.558; ρ = 1000 kg/m^3
Phantom section: Flat Section
DASY4 Configuration:
- Probe: EX3DV4 - SN3814; ConvF(4.44, 4.44, 4.44); Calibrated: 24/9/2013;
- Sensor-Surface: 4mm (Mechanical Surface Detection), Sensor-Surface: 2mm (Mechanical Surface Detection)
- Electronics: DAE4 Sn1438; Calibrated: 12/5/2014
- Phantom: ELI v5.0 (30deg probe tilt); Type: QDOVA002AA; Serial: TP:xxxx
- ; SEMCAD X Version 14.6.10 (7331)

Configuration/Bottom of EUT Facing Phantom- Middle 2/Area Scan (61x201x1): Interpolated grid: dx=1.000 mm, dy=1.000 mm
Maximum value of SAR (interpolated) = 0.687 W/kg
Configuration/Bottom of EUT Facing Phantom- Middle 2/Zoom Scan (5-6 GHz) (7x7x12) 2 2 (8x8x12)/Cube 0:
Measurement grid: dx=4mm, dy=4mm, dz=2mm
Reference Value = 5.78 V/m; Power Drift = -0.06 dB
Peak SAR (extrapolated) = 1.48 W/kg
SAR(1 g) = 0.385 W/kg; SAR(10 g) = 0.117 W/kg
Maximum value of SAR (measured) = 0.765 W/kg

This report shall not be reproduced except in full, without the written approval of UL Verification Services Ltd.

203: Back Of EUT Facing Phantom Wi-Fi 802.11n HT20 Ant 1&2 6Mbps MIMO CH48
Date: 4/8/2014
DUT: A1600; Type: FCC ID: BCGA1600



0 dB = 0.0653 W/kg = -11.85 dBW/kg

Communication System: UID 0, WLAN 802.11 (0); Frequency: 5240 MHz;Duty Cycle: 1:1
Medium: 5200/5500/5800 MHz MSL Medium parameters used (interpolated): f = 5240 MHz; σ = 5.345 S/m; ε_r = 47.713; ρ = 1000 kg/m^3
Phantom section: Flat Section
DASY4 Configuration:
- Probe: EX3DV4 - SN3814; ConvF(4.44, 4.44, 4.44); Calibrated: 24/9/2013;
- Sensor-Surface: 4mm (Mechanical Surface Detection), Sensor-Surface: 2mm (Mechanical Surface Detection)
- Electronics: DAE4 Sn1438; Calibrated: 12/5/2014
- Phantom: ELI v5.0 (30deg probe tilt); Type: QDOVA002AA; Serial: TP:xxxx
- ; SEMCAD X Version 14.6.10 (7331)

Configuration/Back of EUT Facing Phantom- Middle 2/Area Scan (151x101x1): Interpolated grid: dx=1.000 mm, dy=1.000 mm
Maximum value of SAR (interpolated) = 0.0217 W/kg
Configuration/Back of EUT Facing Phantom- Middle 2/Zoom Scan (5-6 GHz) (7x7x12) 2 2 (8x8x12)/Cube 0:
Measurement grid: dx=4mm, dy=4mm, dz=2mm
Reference Value = 3.01 V/m; Power Drift = 0.20 dB
Peak SAR (extrapolated) = 0.418 W/kg
SAR(1 g) = 0.035 W/kg; SAR(10 g) = 0.013 W/kg
Maximum value of SAR (measured) = 0.0653 W/kg

Note: SAR level measured is very low as equivalent to noise floor.

This report shall not be reproduced except in full, without the written approval of UL Verification Services Ltd.

204: Right Hand Side Of EUT Facing Phantom Wi-Fi 802.11n HT20 Ant 1&2 6Mbps MIMO CH48
Date: 5/8/2014
DUT: A1600; Type: FCC ID: BCGA1600



0 dB = 0 W/kg = -999.00 dBW/kg

Communication System: UID 0, WLAN 802.11 (0); Frequency: 5240 MHz;Duty Cycle: 1:1
Medium: 5200/5500/5800 MHz MSL Medium parameters used (interpolated): f = 5240 MHz; σ = 5.345 S/m; ε_r = 47.713; ρ = 1000 kg/m^3
Phantom section: Flat Section
DASY4 Configuration:
- Probe: EX3DV4 - SN3814; ConvF(4.44, 4.44, 4.44); Calibrated: 24/9/2013;
- Sensor-Surface: 4mm (Mechanical Surface Detection)
- Electronics: DAE4 Sn1438; Calibrated: 12/5/2014
- Phantom: ELI v5.0 (30deg probe tilt); Type: QDOVA002AA; Serial: TP:xxxx
- ; SEMCAD X Version 14.6.10 (7331)

Configuration/Right Hand Side of EUT Facing Phantom- Middle 2/Area Scan 2 (31x91x1): Interpolated grid: dx=2.500 mm, dy=2.500 mm

Maximum value of SAR (interpolated) = 0 W/kg

Note: SAR level measured is very low as equivalent to noise floor on Area Scan, hence the Zoom was not evaluated by DASY.

This report shall not be reproduced except in full, without the written approval of UL Verification Services Ltd.

205: Left Hand Side Of EUT Facing Phantom Wi-Fi 802.11n HT20 Ant 1&2 6Mbps MIMO CH48
Date: 5/8/2014
DUT: A1600; Type: FCC ID: BCGA1600

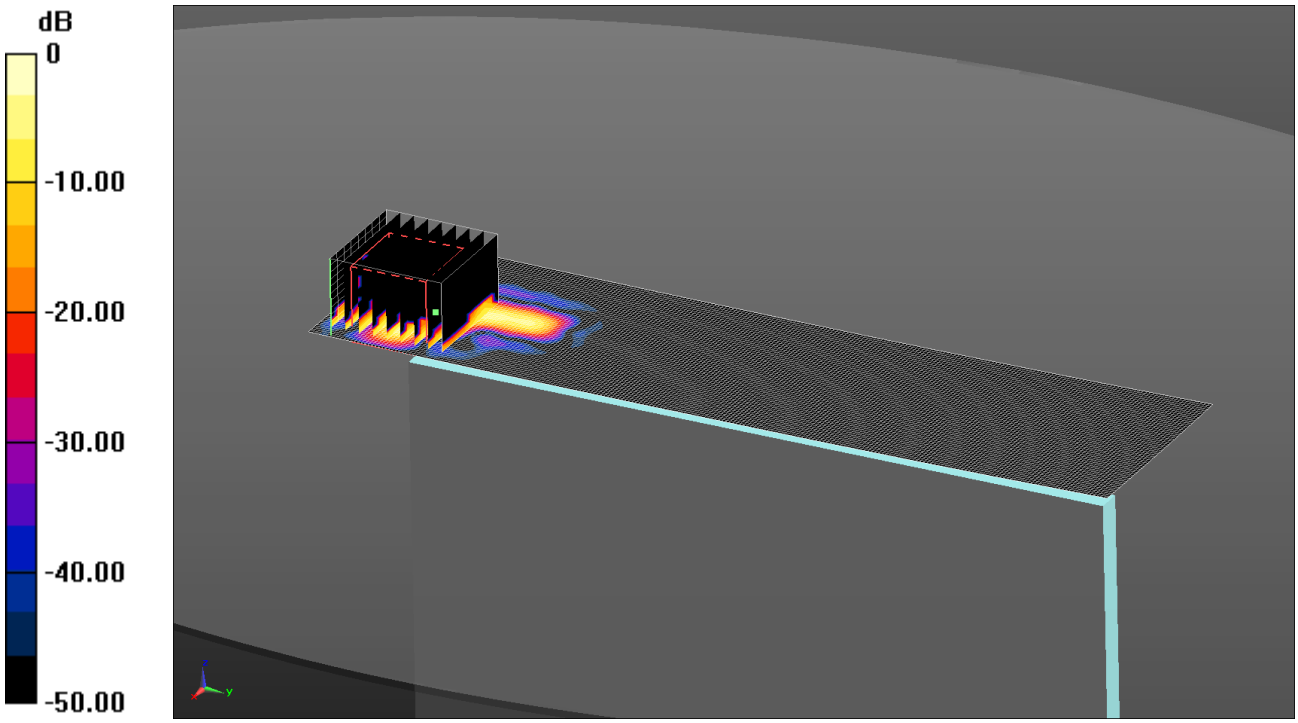

0 dB = 0.144 W/kg = -8.42 dBW/kg

Communication System: UID 0, WLAN 802.11 (0); Frequency: 5240 MHz;Duty Cycle: 1:1
Medium: 5200/5500/5800 MHz MSL Medium parameters used (interpolated): f = 5240 MHz; σ = 5.345 S/m; ε_r = 47.713; ρ = 1000 kg/m^3
Phantom section: Flat Section
DASY4 Configuration:
- Probe: EX3DV4 - SN3814; ConvF(4.44, 4.44, 4.44); Calibrated: 24/9/2013;
- Sensor-Surface: 4mm (Mechanical Surface Detection), Sensor-Surface: 2mm (Mechanical Surface Detection)
- Electronics: DAE4 Sn1438; Calibrated: 12/5/2014
- Phantom: ELI v5.0 (30deg probe tilt); Type: QDOVA002AA; Serial: TP:xxxx
- ; SEMCAD X Version 14.6.10 (7331)

Configuration/Left Hand Side of EUT Facing Phantom- Middle 2/Area Scan (61x231x1): Interpolated grid: dx=1.000 mm, dy=1.000 mm
Maximum value of SAR (interpolated) = 0.197 W/kg

Configuration/Left Hand Side of EUT Facing Phantom- Middle 2/Zoom Scan (5-6 GHz) (7x7x12) 2 2 (9x9x12)/Cube 0:
Measurement grid: dx=4mm, dy=4mm, dz=2mm
Reference Value = 4.163 V/m; Power Drift = 0.18 dB
Peak SAR (extrapolated) = 0.343 W/kg
SAR(1 g) = 0.053 W/kg; SAR(10 g) = 0.020 W/kg
Maximum value of SAR (measured) = 0.144 W/kg

Note: SAR level measured is very low as equivalent to noise floor.

This report shall not be reproduced except in full, without the written approval of UL Verification Services Ltd.

206: Bottom Of EUT Facing Phantom Wi-Fi 802.11n HT20 Ant 1&2 6Mbps MIMO CH48
Date: 5/8/2014
DUT: A1600; Type: FCC ID: BCGA1600

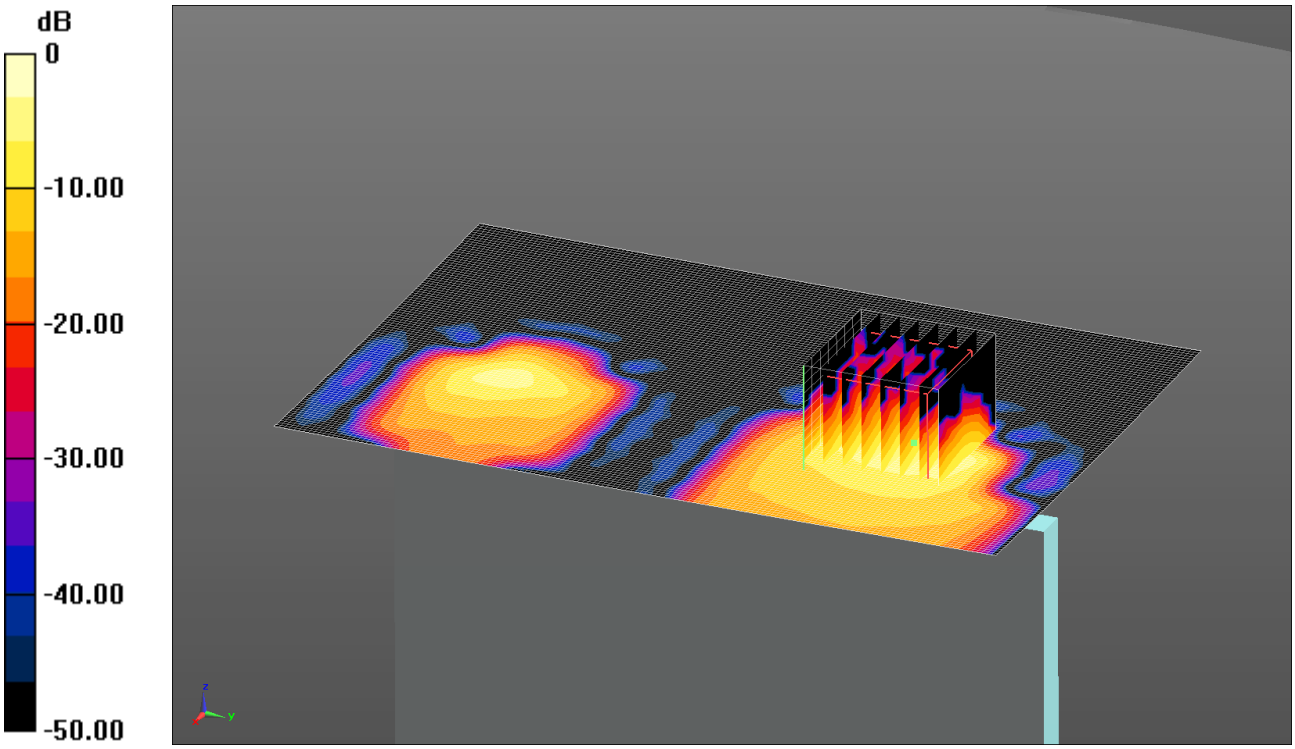

0 dB = 1.32 W/kg = 1.21 dBW/kg

Communication System: UID 0, WLAN 802.11 (0); Frequency: 5240 MHz;Duty Cycle: 1:1
Medium: 5200/5500/5800 MHz MSL Medium parameters used (interpolated): f = 5240 MHz; σ = 5.345 S/m; ε_r = 47.713; ρ = 1000 kg/m^3
Phantom section: Flat Section
DASY4 Configuration:
- Probe: EX3DV4 - SN3814; ConvF(4.44, 4.44, 4.44); Calibrated: 24/9/2013;
- Sensor-Surface: 4mm (Mechanical Surface Detection), Sensor-Surface: 2mm (Mechanical Surface Detection)
- Electronics: DAE4 Sn1438; Calibrated: 12/5/2014
- Phantom: ELI v5.0 (30deg probe tilt); Type: QDOVA002AA; Serial: TP:xxxx
- ; SEMCAD X Version 14.6.10 (7331)

Configuration/Bottom of EUT Facing Phantom- Middle 2 2/Area Scan (101x151x1): Interpolated grid: dx=1.000 mm, dy=1.000 mm
Maximum value of SAR (interpolated) = 0.895 W/kg
Configuration/Bottom of EUT Facing Phantom- Middle 2 2/Zoom Scan (5-6 GHz) (7x7x12) (8x8x12)/Cube 0:
Measurement grid: dx=4mm, dy=4mm, dz=2mm
Reference Value = 10.30 V/m; Power Drift = -0.11 dB
Peak SAR (extrapolated) = 2.38 W/kg
SAR(1 g) = 0.671 W/kg; SAR(10 g) = 0.224 W/kg
Maximum value of SAR (measured) = 1.32 W/kg

This report shall not be reproduced except in full, without the written approval of UL Verification Services Ltd.

207: Back Of EUT Facing Phantom Wi-Fi 802.11n HT40 Antenna 1 13,5 Mbps SISO CH46
Date: 31/7/2014
DUT: A1600; Type: FCC ID: BCGA1600

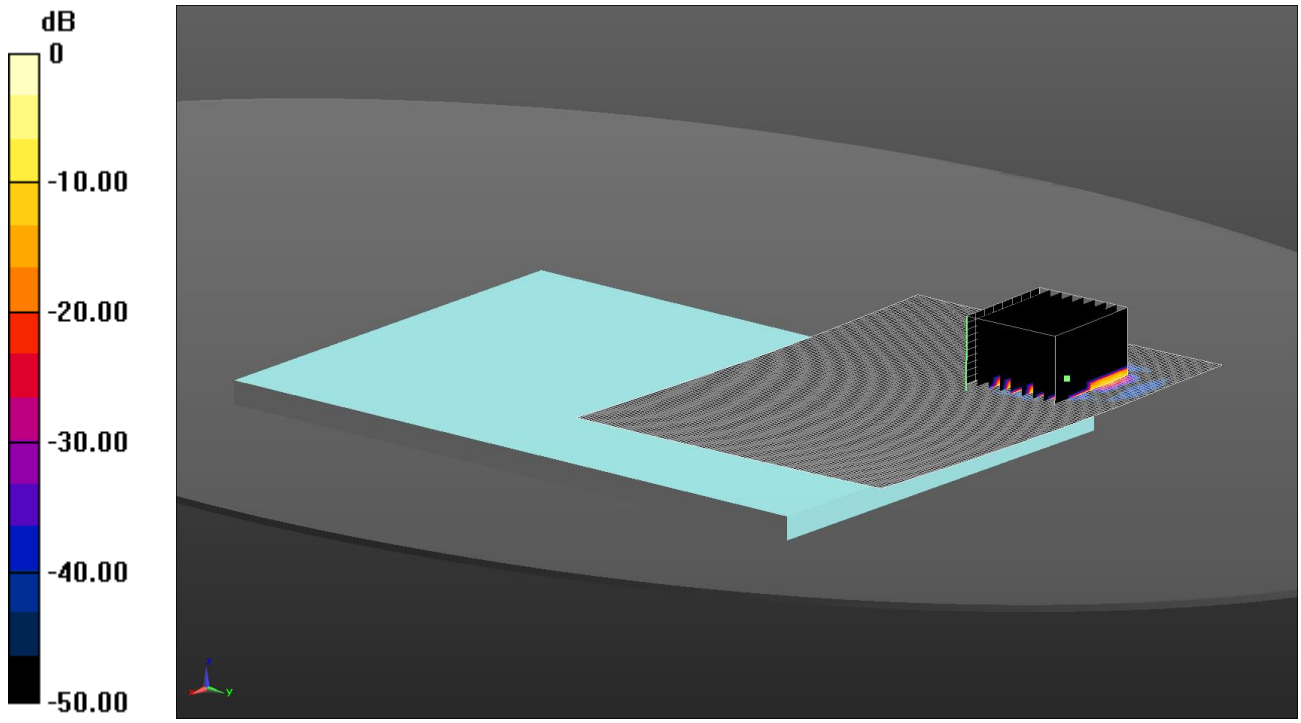

0 dB = 0.0759 W/kg = -11.20 dBW/kg

Communication System: UID 0, WLAN 802.11 (0); Frequency: 5230 MHz;Duty Cycle: 1:1
Medium: 5200/5500/5800 MHz MSL Medium parameters used (interpolated): f = 5230 MHz; σ = 5.3 S/m; ε_r = 49.578; ρ = 1000 kg/m^3
Phantom section: Flat Section
DASY4 Configuration:
- Probe: EX3DV4 - SN3814; ConvF(4.44, 4.44, 4.44); Calibrated: 24/9/2013;
- Sensor-Surface: 4mm (Mechanical Surface Detection), Sensor-Surface: 2mm (Mechanical Surface Detection)
- Electronics: DAE4 Sn1438; Calibrated: 12/5/2014
- Phantom: ELI v5.0 (30deg probe tilt); Type: QDOVA002AA; Serial: TP:xxxx
- ; SEMCAD X Version 14.6.10 (7331)

Configuration/Back of EUT Facing Phantom- Middle 2/Area Scan 3 (151x111x1): Interpolated grid: dx=1.000 mm, dy=1.000 mm
Maximum value of SAR (interpolated) = 0.0538 W/kg
Configuration/Back of EUT Facing Phantom- Middle 2/Zoom Scan (5-6 GHz) (7x7x12) 2 2 (9x9x12)/Cube 0:
Measurement grid: dx=4mm, dy=4mm, dz=2mm
Reference Value =3.665 V/m; Power Drift = -0.10 dB
Peak SAR (extrapolated) = 0.329 W/kg
SAR(1 g) = 0.030 W/kg; SAR(10 g) = 0.012 W/kg
Maximum value of SAR (measured) = 0.0759 W/kg

Note: SAR level measured is very low as equivalent to noise floor.

This report shall not be reproduced except in full, without the written approval of UL Verification Services Ltd.

208: Left Hand Side Of EUT Facing Phantom Wi-Fi HT40 802.11n Antenna 1 13,5 Mbps SISO CH46
Date: 31/7/2014
DUT: A1600; Type: FCC ID: BCGA1600

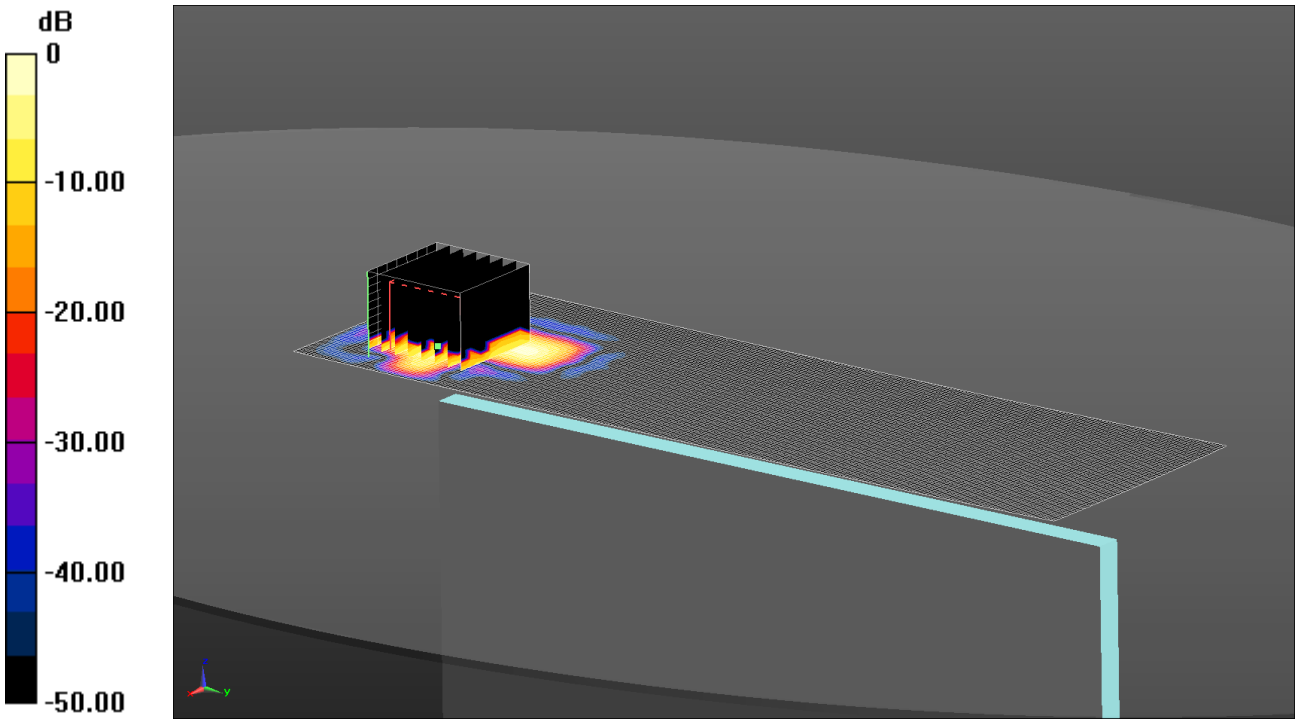

0 dB = 0.145 W/kg = -8.39 dBW/kg

Communication System: UID 0, WLAN 802.11 (0); Frequency: 5230 MHz;Duty Cycle: 1:1
Medium: 5200/5500/5800 MHz MSL Medium parameters used (interpolated): f = 5230 MHz; σ = 5.3 S/m; ε_r = 49.578; ρ = 1000 kg/m^3
Phantom section: Flat Section
DASY4 Configuration:
- Probe: EX3DV4 - SN3814; ConvF(4.44, 4.44, 4.44); Calibrated: 24/9/2013;
- Sensor-Surface: 4mm (Mechanical Surface Detection), Sensor-Surface: 2mm (Mechanical Surface Detection)
- Electronics: DAE4 Sn1438; Calibrated: 12/5/2014
- Phantom: ELI v5.0 (30deg probe tilt); Type: QDOVA002AA; Serial: TP:xxxx
- ; SEMCAD X Version 14.6.10 (7331)

Configuration/Left of EUT Facing Phantom- Middle 2/Area Scan (71x231x1): Interpolated grid: dx=1.000 mm, dy=1.000 mm
Maximum value of SAR (interpolated) = 0.199 W/kg
Configuration/Left of EUT Facing Phantom- Middle 2/Zoom Scan (5-6 GHz) (7x7x12) 2 2 (8x8x12)/Cube 0:
Measurement grid: dx=4mm, dy=4mm, dz=2mm
Reference Value = 6.89 V/m; Power Drift = 0.03 dB
Peak SAR (extrapolated) = 0.291 W/kg
SAR(1 g) = 0.052 W/kg; SAR(10 g) = 0.020 W/kg
Maximum value of SAR (measured) = 0.145 W/kg

Note: SAR level measured is very low as equivalent to noise floor.

This report shall not be reproduced except in full, without the written approval of UL Verification Services Ltd.

209: Bottom Of EUT Facing Phantom Wi-Fi 802.11n HT40 Antenna 1 13,5 Mbps SISO CH46
Date: 31/7/2014
DUT: A1600; Type: FCC ID: BCGA1600

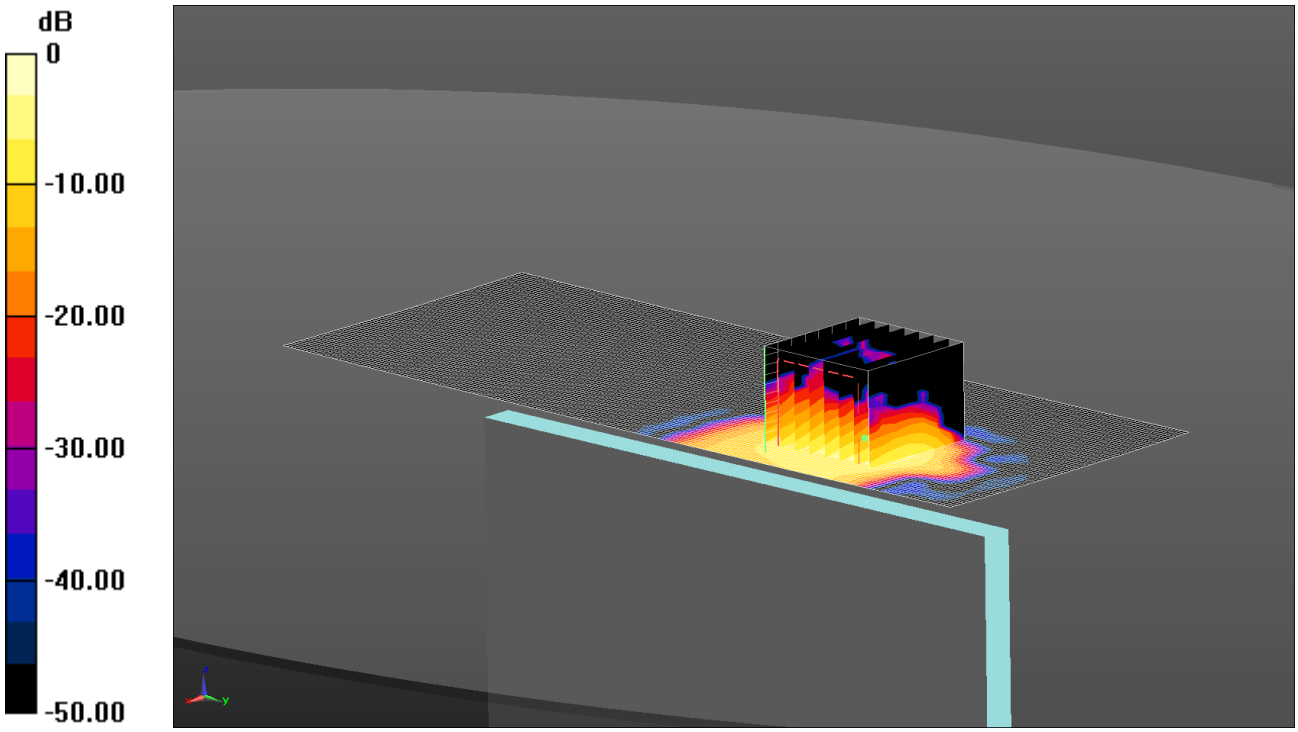

0 dB = 1.36 W/kg = 1.34 dBW/kg

Communication System: UID 0, WLAN 802.11 (0); Frequency: 5230 MHz;Duty Cycle: 1:1
Medium: 5200/5500/5800 MHz MSL Medium parameters used (interpolated): f = 5230 MHz; σ = 5.3 S/m; ε_r = 49.578; ρ = 1000 kg/m^3
Phantom section: Flat Section
DASY4 Configuration:
- Probe: EX3DV4 - SN3814; ConvF(4.44, 4.44, 4.44); Calibrated: 24/9/2013;
- Sensor-Surface: 4mm (Mechanical Surface Detection), Sensor-Surface: 2mm (Mechanical Surface Detection)
- Electronics: DAE4 Sn1438; Calibrated: 12/5/2014
- Phantom: ELI v5.0 (30deg probe tilt); Type: QDOVA002AA; Serial: TP:xxxx
- ; SEMCAD X Version 14.6.10 (7331)

Configuration/Left of EUT Facing Phantom- Middle 2/Area Scan (71x181x1): Interpolated grid: dx=1.000 mm, dy=1.000 mm
Maximum value of SAR (interpolated) = 1.24 W/kg
Configuration/Left of EUT Facing Phantom- Middle 2/Zoom Scan (5-6 GHz) (7x7x12) 2 2 (8x8x12)/Cube 0:
Measurement grid: dx=4mm, dy=4mm, dz=2mm
Reference Value = 13.64 V/m; Power Drift = 0.03 dB
Peak SAR (extrapolated) = 2.44 W/kg
SAR(1 g) = 0.691 W/kg; SAR(10 g) = 0.231 W/kg
Maximum value of SAR (measured) = 1.36 W/kg

This report shall not be reproduced except in full, without the written approval of UL Verification Services Ltd.

210: Back Of EUT Facing Phantom Wi-Fi 802.11n HT40 Antenna 2 13,5 Mbps SISO CH46
Date: 31/7/2014
DUT: A1600; Type: FCC ID: BCGA1600

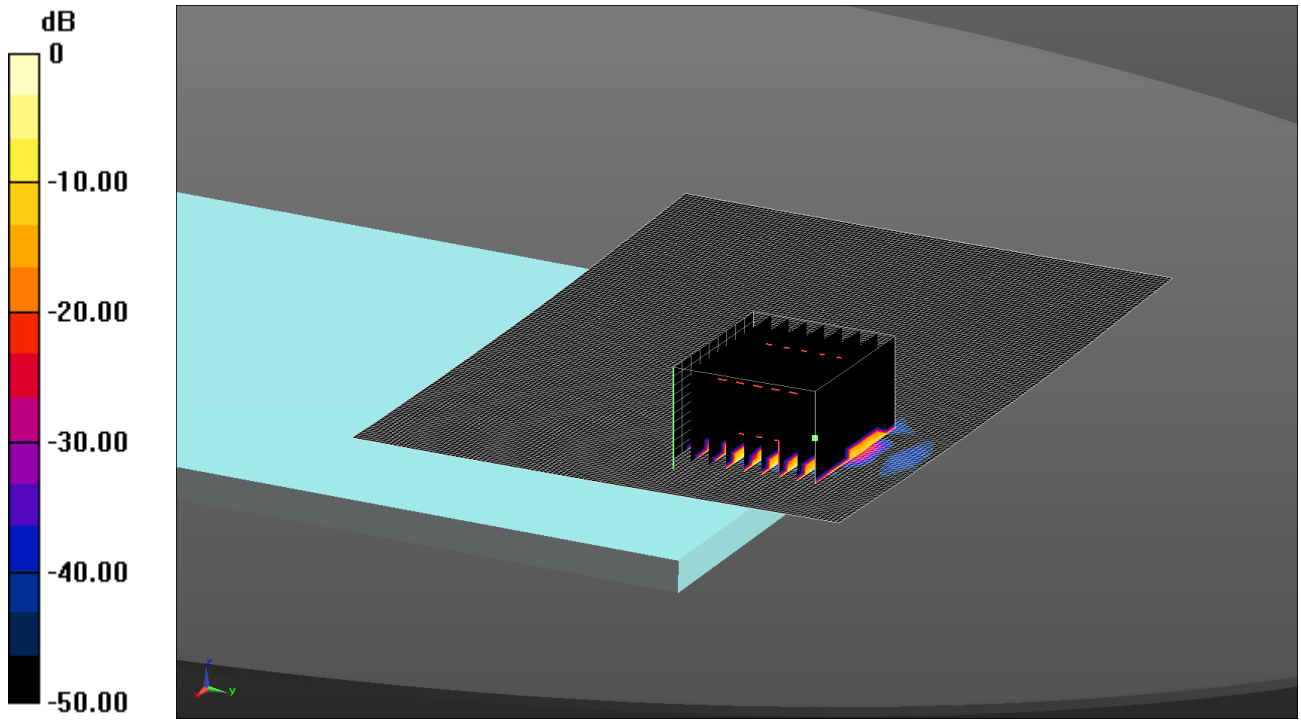

0 dB = 0.0899 W/kg = -10.46 dBW/kg

Communication System: UID 0, WLAN 802.11 (0); Frequency: 5230 MHz;Duty Cycle: 1:1
Medium: 5200/5500/5800 MHz MSL Medium parameters used (interpolated): f = 5230 MHz; σ = 5.3 S/m; ε_r = 49.578; ρ = 1000 kg/m^3
Phantom section: Flat Section
DASY4 Configuration:
- Probe: EX3DV4 - SN3814; ConvF(4.44, 4.44, 4.44); Calibrated: 24/9/2013;
- Sensor-Surface: 4mm (Mechanical Surface Detection), Sensor-Surface: 2mm (Mechanical Surface Detection)
- Electronics: DAE4 Sn1438; Calibrated: 12/5/2014
- Phantom: ELI v5.0 (30deg probe tilt); Type: QDOVA002AA; Serial: TP:xxxx
- ; SEMCAD X Version 14.6.10 (7331)

Configuration/Back of EUT Facing Phantom- Middle 2/Area Scan 3 (151x111x1): Interpolated grid: dx=1.000 mm, dy=1.000 mm
Maximum value of SAR (interpolated) = 0.0701 W/kg
Configuration/Back of EUT Facing Phantom- Middle 2/Zoom Scan (5-6 GHz) (7x7x12) 2 2 (10x9x12)/Cube 0:
Measurement grid: dx=4mm, dy=4mm, dz=2mm
Reference Value = 2.155 V/m; Power Drift = 0.045 dB
Peak SAR (extrapolated) = 0.388 W/kg
SAR(1 g) = 0.035 W/kg; SAR(10 g) = 0.015 W/kg
Maximum value of SAR (measured) = 0.0899 W/kg

Note: SAR level measured is very low as equivalent to noise floor.

This report shall not be reproduced except in full, without the written approval of UL Verification Services Ltd.

211: Right Of EUT Facing Phantom Wi-Fi 802.11n HT40 Antenna 2 13,5 Mbps SISO CH46
Date: 31/7/2014
DUT: A1600; Type: FCC ID: BCGA1600



0 dB = 0 W/kg = -999.00 dBW/kg

Communication System: UID 0, WLAN 802.11 (0); Frequency: 5230 MHz;Duty Cycle: 1:1
Medium: 5200/5500/5800 MHz MSL Medium parameters used (interpolated): f = 5230 MHz; σ = 5.3 S/m; ε_r = 49.578; ρ = 1000 kg/m^3
Phantom section: Flat Section
DASY4 Configuration:
- Probe: EX3DV4 - SN3814; ConvF(4.44, 4.44, 4.44); Calibrated: 24/9/2013;
- Sensor-Surface: 4mm (Mechanical Surface Detection)
- Electronics: DAE4 Sn1438; Calibrated: 12/5/2014
- Phantom: ELI v5.0 (30deg probe tilt); Type: QDOVA002AA; Serial: TP:xxxx
- ; SEMCAD X Version 14.6.10 (7331)

Configuration/Right of EUT Facing Phantom- Middle 2/Area Scan 3 (121x111x1): Interpolated grid: dx=1.000 mm, dy=1.000 mm
Maximum value of SAR (interpolated) = 0 W/kg

Note: SAR level measured is very low as equivalent to noise floor on Area Scan, hence the Zoom was not evaluated by DASY.

This report shall not be reproduced except in full, without the written approval of UL Verification Services Ltd.

212: Bottom Of EUT Facing Phantom Wi-Fi 802.11n HT40 Antenna 2 13,5 Mbps SISO CH46
Date: 1/8/2014
DUT: A1600; Type: FCC ID: BCGA1600

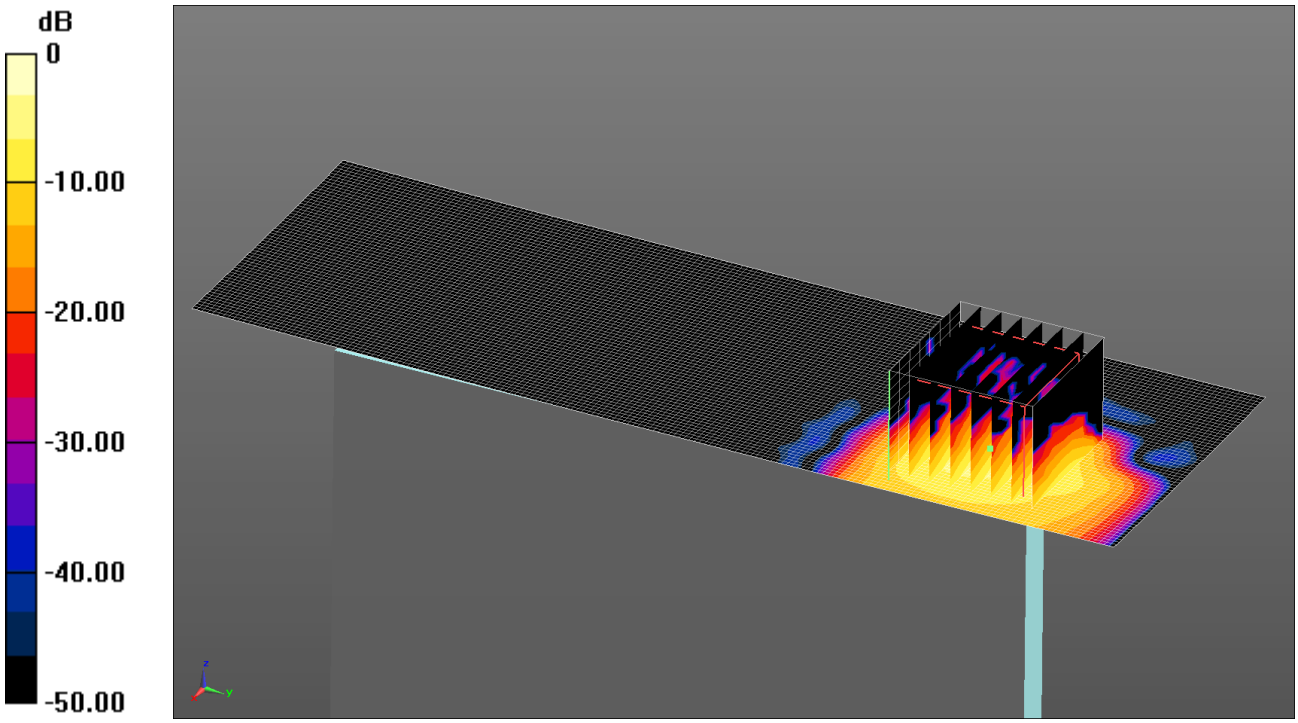

0 dB = 1.07 W/kg = 0.29 dBW/kg

Communication System: UID 0, WLAN 802.11 (0); Frequency: 5230 MHz;Duty Cycle: 1:1
Medium: 5200/5500/5800 MHz MSL Medium parameters used (interpolated): f = 5230 MHz; σ = 5.3 S/m; ε_r = 49.578; ρ = 1000 kg/m^3
Phantom section: Flat Section
DASY4 Configuration:
- Probe: EX3DV4 - SN3814; ConvF(4.44, 4.44, 4.44); Calibrated: 24/9/2013;
- Sensor-Surface: 4mm (Mechanical Surface Detection), Sensor-Surface: 2mm (Mechanical Surface Detection)
- Electronics: DAE4 Sn1438; Calibrated: 12/5/2014
- Phantom: ELI v5.0 (30deg probe tilt); Type: QDOVA002AA; Serial: TP:xxxx
- ; SEMCAD X Version 14.6.10 (7331)

Configuration/Bottom of EUT Facing Phantom- Middle 2 2 2/Area Scan 3 (61x181x1): Interpolated grid: dx=1.000 mm, dy=1.000 mm
Maximum value of SAR (interpolated) = 0.628 W/kg
Configuration/Bottom of EUT Facing Phantom- Middle 2 2 2/Zoom Scan (5-6 GHz) (7x7x12) 2 2 (8x8x12)/Cube 0:
Measurement grid: dx=4mm, dy=4mm, dz=2mm
Reference Value = 7.466 V/m; Power Drift = 0.18 dB
Peak SAR (extrapolated) = 2.55 W/kg
SAR(1 g) = 0.518 W/kg; SAR(10 g) = 0.154 W/kg
Maximum value of SAR (measured) = 1.07 W/kg

This report shall not be reproduced except in full, without the written approval of UL Verification Services Ltd.

213: Back Of EUT Facing Phantom Wi-Fi 802.11n HT40 Ant 1&2 13.5Mbps MIMO CH46
Date: 6/8/2014
DUT: A1600; Type: FCC ID: BCGA1600



0 dB = 0 W/kg = -999.00 dBW/kg

Communication System: UID 0, WLAN 802.11 (0); Frequency: 5230 MHz;Duty Cycle: 1:1
Medium: 5200/5500/5800 MHz MSL Medium parameters used (interpolated): f = 5230 MHz; σ = 5.334 S/m; ε_r = 47.763; ρ = 1000 kg/m^3
Phantom section: Flat Section
DASY4 Configuration:
- Probe: EX3DV4 - SN3814; ConvF(4.44, 4.44, 4.44); Calibrated: 24/9/2013;
- Sensor-Surface: 4mm (Mechanical Surface Detection)
- Electronics: DAE4 Sn1438; Calibrated: 12/5/2014
- Phantom: ELI v5.0 (30deg probe tilt); Type: QDOVA002AA; Serial: TP:xxxx
- ; SEMCAD X Version 14.6.10 (7331)

Configuration/Back of EUT Facing Phantom/Area Scan 3 (151x111x1): Interpolated grid: dx=1.000 mm, dy=1.000 mm
Maximum value of SAR (interpolated) = 0 W/kg

Note: SAR level measured is very low as equivalent to noise floor on Area Scan, hence the Zoom was not evaluated by DASY.

This report shall not be reproduced except in full, without the written approval of UL Verification Services Ltd.

214: Right Hand Side Of EUT Facing Phantom Wi-Fi 802.11n HT40 Ant 1&2 13.5Mbps MIMO CH46
Date: 6/8/2014
DUT: A1600; Type: FCC ID: BCGA1600



0 dB = 0 W/kg = -999.00 dBW/kg

Communication System: UID 0, WLAN 802.11 (0); Frequency: 5230 MHz;Duty Cycle: 1:1
Medium: 5200/5500/5800 MHz MSL Medium parameters used (interpolated): f = 5230 MHz; σ = 5.334 S/m; ε_r = 47.763; ρ = 1000 kg/m^3
Phantom section: Flat Section
DASY4 Configuration:
- Probe: EX3DV4 - SN3814; ConvF(4.44, 4.44, 4.44); Calibrated: 24/9/2013;
- Sensor-Surface: 4mm (Mechanical Surface Detection)
- Electronics: DAE4 Sn1438; Calibrated: 12/5/2014
- Phantom: ELI v5.0 (30deg probe tilt); Type: QDOVA002AA; Serial: TP:xxxx
- ; SEMCAD X Version 14.6.10 (7331)

Configuration/Right of EUT Facing Phantom- Middle 2/Area Scan 3 (91x111x1): Interpolated grid: dx=1.000 mm, dy=1.000 mm
Maximum value of SAR (interpolated) = 0 W/kg

Note: SAR level measured is very low as equivalent to noise floor on Area Scan, hence the Zoom was not evaluated by DASY.

This report shall not be reproduced except in full, without the written approval of UL Verification Services Ltd.