215: Left Hand Side Of EUT Facing Phantom Wi-Fi 802.11n HT40 Ant 1&2 13.5Mbps MIMO CH46
Date: 6/8/2014
DUT: A1600; Type: FCC ID: BCGA1600

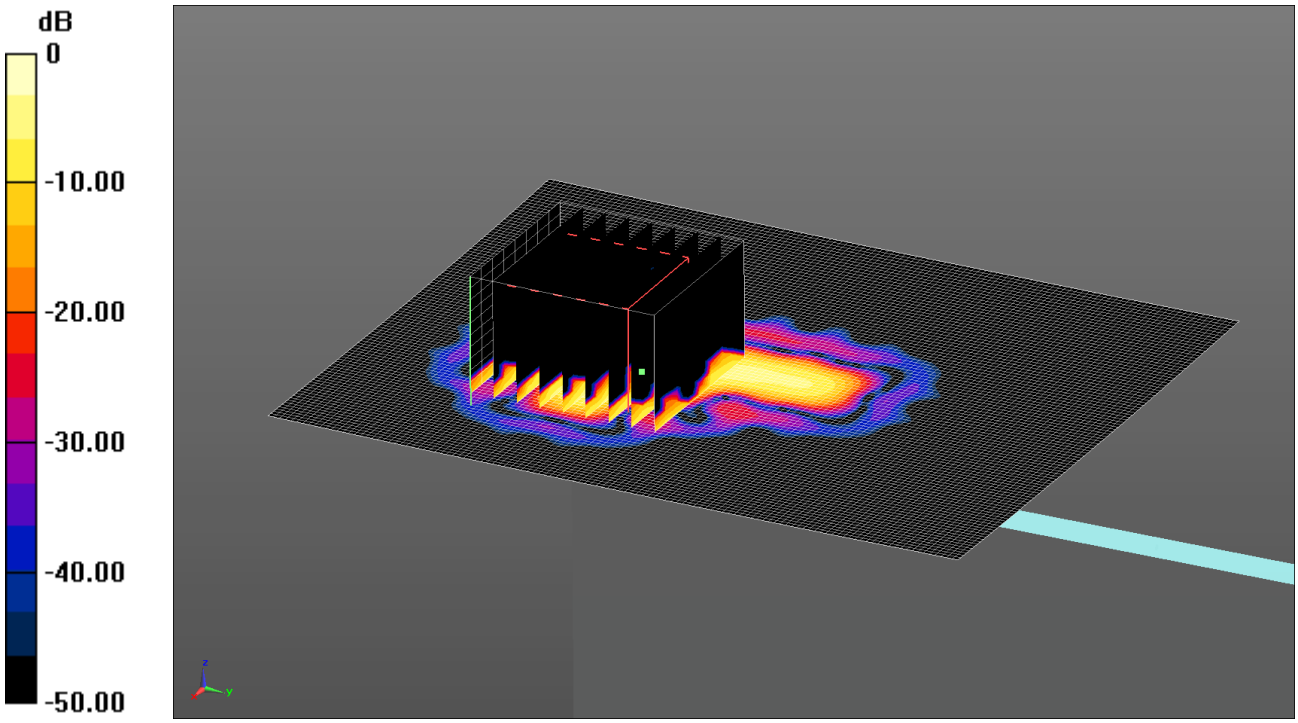

0 dB = 0.107 W/kg = -9.71 dBW/kg

Communication System: UID 0, WLAN 802.11 (0); Frequency: 5230 MHz;Duty Cycle: 1:1
Medium: 5200/5500/5800 MHz MSL Medium parameters used (interpolated): f = 5230 MHz; σ = 5.334 S/m; ε_r = 47.763; ρ = 1000 kg/m^3
Phantom section: Flat Section
DASY4 Configuration:
- Probe: EX3DV4 - SN3814; ConvF(4.44, 4.44, 4.44); Calibrated: 24/9/2013;
- Sensor-Surface: 4mm (Mechanical Surface Detection), Sensor-Surface: 2mm (Mechanical Surface Detection)
- Electronics: DAE4 Sn1438; Calibrated: 12/5/2014
- Phantom: ELI v5.0 (30deg probe tilt); Type: QDOVA002AA; Serial: TP:xxxx
- ; SEMCAD X Version 14.6.10 (7331)

Configuration/Left of EUT Facing Phantom- Middle 2/Area Scan (101x121x1): Interpolated grid: dx=1.000 mm, dy=1.000 mm
Maximum value of SAR (interpolated) = 0.0529 W/kg
Configuration/Left of EUT Facing Phantom- Middle 2/Zoom Scan (5-6 GHz) (7x7x12) 2 2 (9x9x12)/Cube 0:
Measurement grid: dx=4mm, dy=4mm, dz=2mm
Reference Value =3.65 V/m; Power Drift = 0.04 dB
Peak SAR (extrapolated) = 0.696 W/kg
SAR(1 g) = 0.058 W/kg; SAR(10 g) = 0.019 W/kg
Maximum value of SAR (measured) = 0.107 W/kg

Note: SAR level measured is very low as equivalent to noise floor.

This report shall not be reproduced except in full, without the written approval of UL Verification Services Ltd.

216: Bottom Of EUT Facing Phantom Wi-Fi 802.11n HT40 Ant 1&2 13.5Mbps MIMO CH46
Date: 6/8/2014
DUT: A1600; Type: FCC ID: BCGA1600

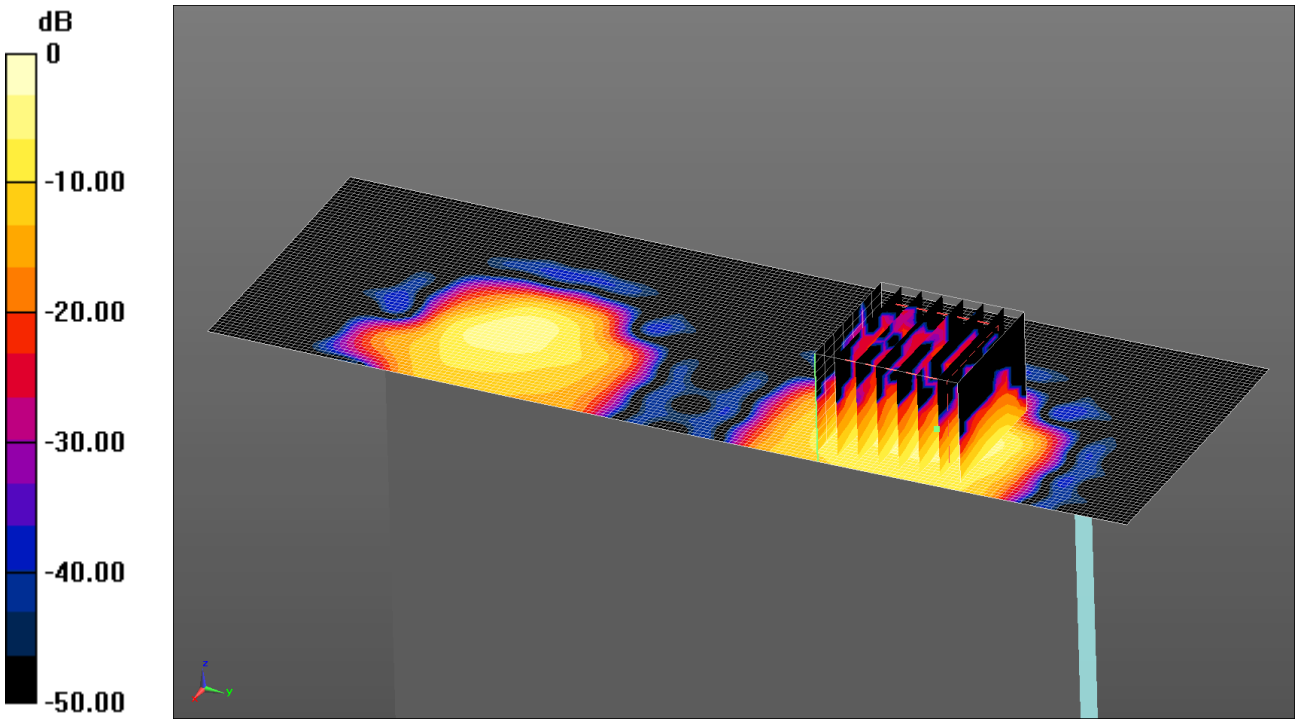

0 dB = 1.07 W/kg = 0.29 dBW/kg

Communication System: UID 0, WLAN 802.11 (0); Frequency: 5230 MHz;Duty Cycle: 1:1
Medium: 5200/5500/5800 MHz MSL Medium parameters used (interpolated): f = 5230 MHz; σ = 5.334 S/m; ε_r = 47.763; ρ = 1000 kg/m^3
Phantom section: Flat Section
DASY4 Configuration:
- Probe: EX3DV4 - SN3814; ConvF(4.44, 4.44, 4.44); Calibrated: 24/9/2013;
- Sensor-Surface: 4mm (Mechanical Surface Detection), Sensor-Surface: 2mm (Mechanical Surface Detection)
- Electronics: DAE4 Sn1438; Calibrated: 12/5/2014
- Phantom: ELI v5.0 (30deg probe tilt); Type: QDOVA002AA; Serial: TP:xxxx
- ; SEMCAD X Version 14.6.10 (7331)

Configuration/Bottom of EUT Facing Phantom - Middle/Area Scan 3 (61x181x1): Interpolated grid: dx=1.000 mm, dy=1.000 mm
Maximum value of SAR (interpolated) = 0.640 W/kg
Configuration/Bottom of EUT Facing Phantom - Middle/Zoom Scan (5-6 GHz) (7x7x12) (8x8x12)/Cube 0:
Measurement grid: dx=4mm, dy=4mm, dz=2mm
Reference Value = 12.14 V/m; Power Drift = -0.06 dB
Peak SAR (extrapolated) = 1.90 W/kg
SAR(1 g) = 0.551 W/kg; SAR(10 g) = 0.183 W/kg
Maximum value of SAR (measured) = 1.07 W/kg

This report shall not be reproduced except in full, without the written approval of UL Verification Services Ltd.

217: Bottom Of EUT Facing Phantom Wi-Fi 802.11n HT40 Antenna 1 13,5 Mbps SISO CH46 Variant 2
Date: 4/9/2014
DUT: A1600; Type: FCC ID: BCGA1600

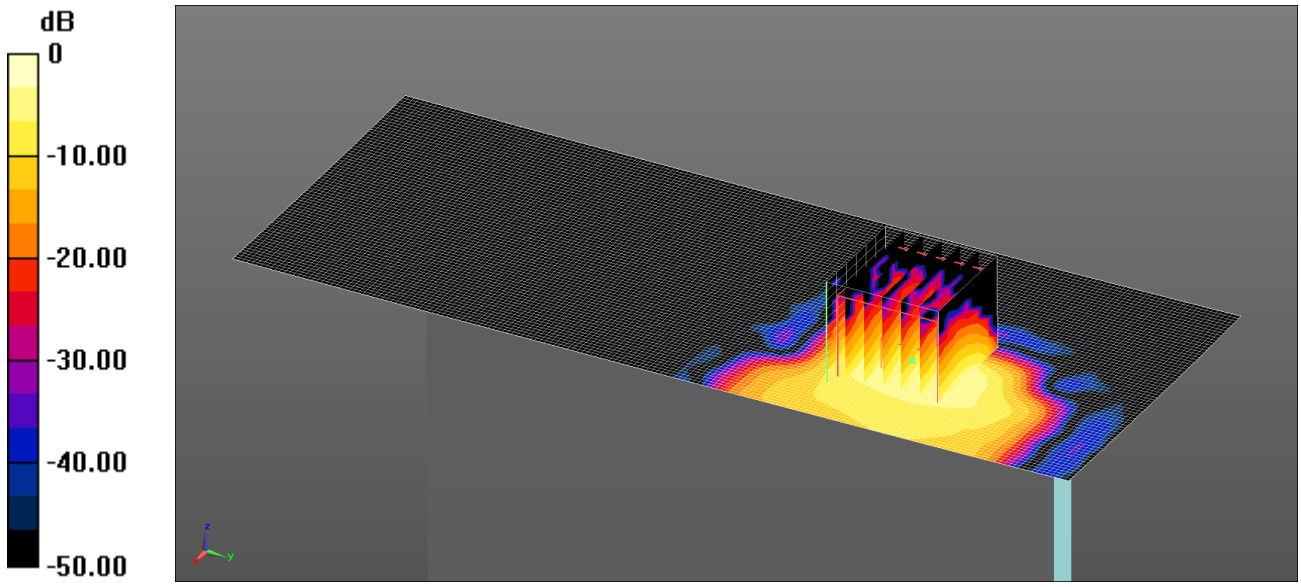

0 dB = 1.29 W/kg = 1.11 dBW/kg

Communication System: UID 0, WLAN 802.11 (0); Frequency: 5230 MHz;Duty Cycle: 1:1
Medium: 5200/5500/5800 MHz MSL Medium parameters used (interpolated): f = 5230 MHz; σ = 5.201 S/m; εr = 49.351; ρ = 1000 kg/m3
Phantom section: Flat Section
DASY4 Configuration:
- Probe: EX3DV4 - SN3814; ConvF(4.44, 4.44, 4.44); Cal ibrated: 24/9/2013;
- Sensor-Surface: 4mm (Mechanical Surface Detection), Sensor-Surface: 2mm (Mechanical Surface Detection)
- Electronics: DAE4 Sn1438; Calibrated: 12/5/2014
- Phantom: ELI v5.0 (30deg probe tilt); Type: QDOVA002AA; Serial: TP:xxxx
- ; SEMCAD X Version 14.6.10 (7331)

Configuration/Bottom of EUT Facing Phantom- Middle 2 2/Area Scan (71x181x1): Interpolated grid: dx=1.000 mm, dy=1.000 mm
Maximum value of SAR (interpolated) = 1.26 W/kg
Configuration/Bottom of EUT Facing Phantom- Middle 2 2/Zoom Scan (5-6 GHz) (7x7x12) 2 2 (7x7x12)/Cube 0:
Measurement grid: dx=4mm, dy=4mm, dz=2mm
Reference Value = 16.41 V/m; Power Drift = -0.04 dB
Peak SAR (extrapolated) = 2.29 W/kg
SAR(1 g) = 0.664 W/kg; SAR(10 g) = 0.216 W/kg
Maximum value of SAR (measured) = 1.29 W/kg

This report shall not be reproduced except in full, without the written approval of UL Verification Services Ltd.

218: Back Of EUT Facing Phantom Wi-Fi 802.11a 6Mbps Antenna 2 SISO CH52
Date: 30/7/2014
DUT: A1600; Type: FCC ID: BCGA1600



0 dB = 0 W/kg = -999.00 dBW/kg

Communication System: UID 0, WLAN 802.11 (0); Frequency: 5260 MHz;Duty Cycle: 1:1
Medium: 5200/5500/5800 MHz MSL Medium parameters used (interpolated): f = 5260 MHz; σ = 5.35 S/m; ε_r = 49.485; ρ = 1000 kg/m^3
Phantom section: Flat Section
DASY4 Configuration:
- Probe: EX3DV4 - SN3814; ConvF(4.09, 4.09, 4.09); Calibrated: 24/9/2013;
- Sensor-Surface: 4mm (Mechanical Surface Detection)
- Electronics: DAE4 Sn1438; Calibrated: 12/5/2014
- Phantom: ELI v5.0 (30deg probe tilt); Type: QDOVA002AA; Serial: TP:xxxx
- ; SEMCAD X Version 14.6.10 (7331)

Configuration/Back of EUT Facing Phantom- Middle 2 2/Area Scan (161x151x1): Interpolated grid: dx=1.000 mm, dy=1.000 mm
Maximum value of SAR (interpolated) = 0 W/kg

Note: SAR level measured is very low as equivalent to noise floor on Area Scan, hence the Zoom was not evaluated by DASY.

This report shall not be reproduced except in full, without the written approval of UL Verification Services Ltd.

219: Right Hand Side Of EUT Facing Phantom Wi-Fi 802.11a 6Mbps Antenna 2 SISO CH52
Date: 30/7/2014
DUT: A1600; Type: FCC ID: BCGA1600



0 dB = 0 W/kg = -999.00 dBW/kg

Communication System: UID 0, WLAN 802.11 (0); Frequency: 5260 MHz;Duty Cycle: 1:1
Medium: 5200/5500/5800 MHz MSL Medium parameters used (interpolated): f = 5260 MHz; σ = 5.35 S/m; ε_r = 49.485; ρ = 1000 kg/m^3
Phantom section: Flat Section
DASY4 Configuration:
- Probe: EX3DV4 - SN3814; ConvF(4.09, 4.09, 4.09); Calibrated: 24/9/2013;
- Sensor-Surface: 4mm (Mechanical Surface Detection)
- Electronics: DAE4 Sn1438; Calibrated: 12/5/2014
- Phantom: ELI v5.0 (30deg probe tilt); Type: QDOVA002AA; Serial: TP:xxxx
- ; SEMCAD X Version 14.6.10 (7331)

Configuration/Back of EUT Facing Phantom- Middle 2 2/Area Scan 2 (81x251x1): Interpolated grid: dx=1.000 mm, dy=1.000 mm
Maximum value of SAR (interpolated) = 0 W/kg

Note: SAR level measured is very low as equivalent to noise floor on Area Scan, hence the Zoom was not evaluated by DASY.

This report shall not be reproduced except in full, without the written approval of UL Verification Services Ltd.

220: Bottom Of EUT Facing Phantom Wi-Fi 802.11a 6Mbps Antenna 2 SISO CH52
Date: 30/7/2014
DUT: A1600; Type: FCC ID: BCGA1600

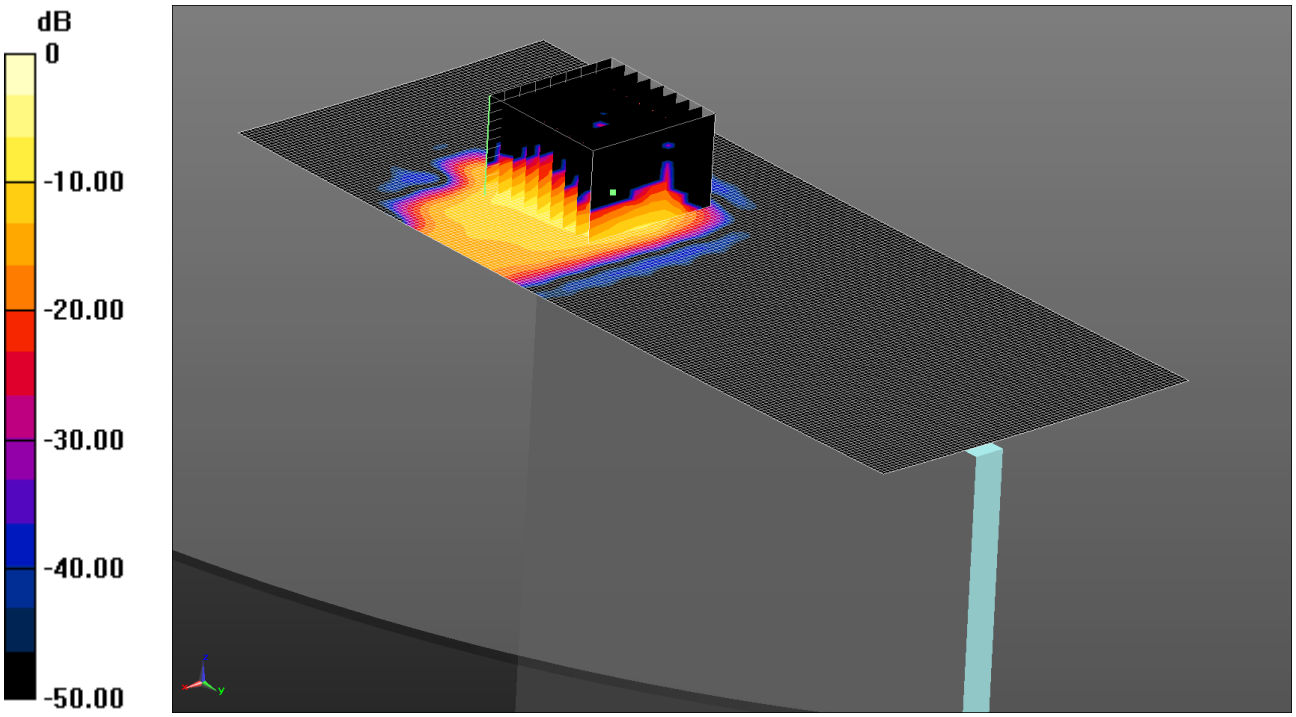

0 dB = 0.800 W/kg = -0.97 dBW/kg

Communication System: UID 0, WLAN 802.11 (0); Frequency: 5260 MHz;Duty Cycle: 1:1
Medium: 5200/5500/5800 MHz MSL Medium parameters used (interpolated): f = 5260 MHz; σ = 5.35 S/m; ε_r = 49.485; ρ = 1000 kg/m^3
Phantom section: Flat Section
DASY4 Configuration:
- Probe: EX3DV4 - SN3814; ConvF(4.09, 4.09, 4.09); Calibrated: 24/9/2013;
- Sensor-Surface: 4mm (Mechanical Surface Detection), Sensor-Surface: 2mm (Mechanical Surface Detection)
- Electronics: DAE4 Sn1438; Calibrated: 12/5/2014
- Phantom: ELI v5.0 (30deg probe tilt); Type: QDOVA002AA; Serial: TP:xxxx
- ; SEMCAD X Version 14.6.10 (7331)

Configuration/Bottom of EUT Facing Phantom- Middle/Area Scan 2 (81x201x1): Interpolated grid: dx=1.000 mm, dy=1.000 mm
Maximum value of SAR (interpolated) = 0.599 W/kg

Configuration/Bottom of EUT Facing Phantom- Middle/Zoom Scan (5-6 GHz) (7x7x12) 2 2 (9x9x12)/Cube 0: Measurement grid: dx=4mm, dy=4mm, dz=2mm
Reference Value = 3.641 V/m; Power Drift = 0.20 dB
Peak SAR (extrapolated) = 1.37 W/kg
SAR(1 g) = 0.390 W/kg; SAR(10 g) = 0.117 W/kg.
Maximum value of SAR (measured) = 0.800 W/kg

This report shall not be reproduced except in full, without the written approval of UL Verification Services Ltd.

221: Back Of EUT Facing Phantom Wi-Fi 802.11n HT20 Ant 1 6Mbps SISO CH60
Date: 4/8/2014
DUT: A1600; Type: FCC ID: BCGA1600



0 dB = 0 W/kg = -999.00 dBW/kg

Communication System: UID 0, WLAN 802.11 (0); Frequency: 5300 MHz;Duty Cycle: 1:1
Medium: 5200/5500/5800 MHz MSL Medium parameters used: f = 5300 MHz; σ = 5.44 S/m; ε_r = 47.462; ρ = 1000 kg/m^3
Phantom section: Flat Section
DASY4 Configuration:
- Probe: EX3DV4 - SN3814; ConvF(4.09, 4.09, 4.09); Calibrated: 24/9/2013;
- Sensor-Surface: 4mm (Mechanical Surface Detection)
- Electronics: DAE4 Sn1438; Calibrated: 12/5/2014
- Phantom: ELI v5.0 (30deg probe tilt); Type: QDOVA002AA; Serial: TP:xxxx
- ; SEMCAD X Version 14.6.10 (7331)

Configuration/Back of EUT Facing Phantom - Middle/Area Scan 3 (151x111x1): Interpolated grid: dx=1.000 mm, dy=1.000 mm
Maximum value of SAR (interpolated) = 0 W/kg

Note: SAR level measured is very low as equivalent to noise floor on Area Scan, hence the Zoom was not evaluated by DASY.

This report shall not be reproduced except in full, without the written approval of UL Verification Services Ltd.

222: Left Hand Side Of EUT Facing Phantom Wi-Fi 802.11n HT20 Ant 1 6Mbps SISO CH60
Date: 4/8/2014
DUT: A1600; Type: FCC ID: BCGA1600

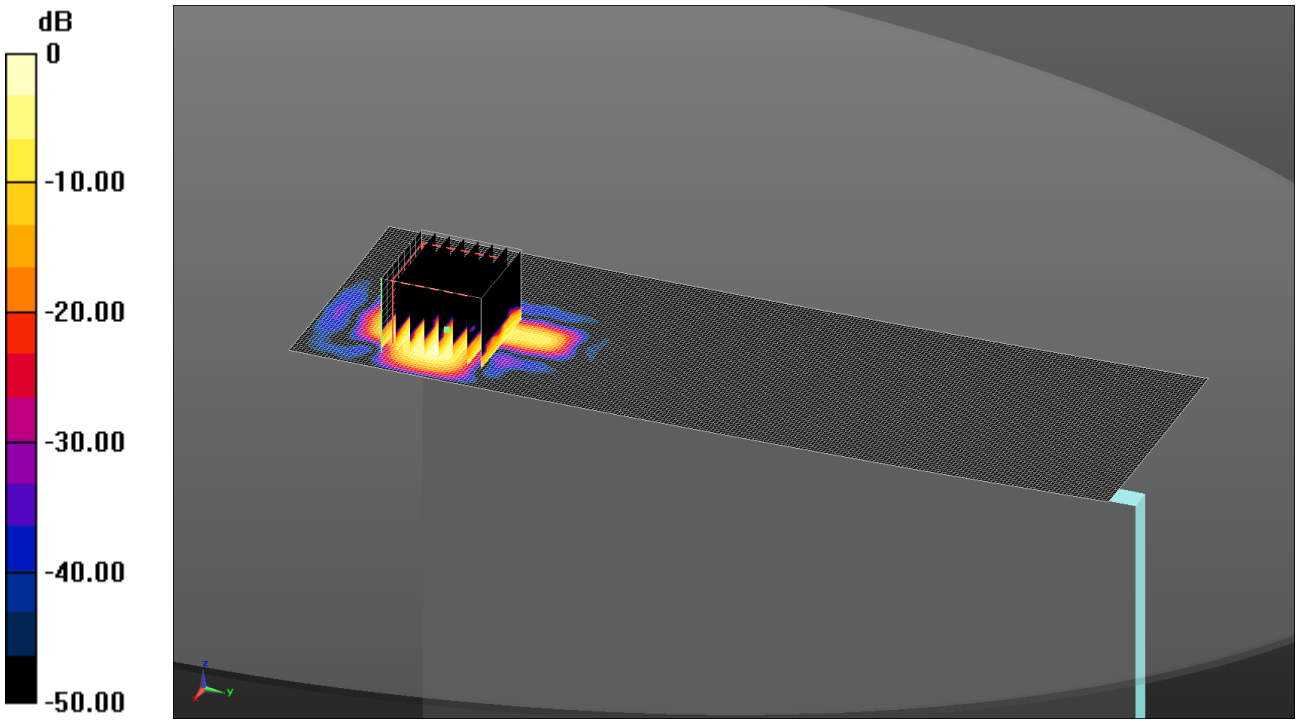

0 dB = 0.243 W/kg = -6.14 dBW/kg

Communication System: UID 0, WLAN 802.11 (0); Frequency: 5300 MHz;Duty Cycle: 1:1
Medium: 5200/5500/5800 MHz MSL Medium parameters used: f = 5300 MHz; σ = 5.44 S/m; ε_r = 47.462; ρ = 1000 kg/m^3
Phantom section: Flat Section
DASY4 Configuration:
- Probe: EX3DV4 - SN3814; ConvF(4.09, 4.09, 4.09); Calibrated: 24/9/2013;
- Sensor-Surface: 4mm (Mechanical Surface Detection), Sensor-Surface: 2mm (Mechanical Surface Detection)
- Electronics: DAE4 Sn1438; Calibrated: 12/5/2014
- Phantom: ELI v5.0 (30deg probe tilt); Type: QDOVA002AA; Serial: TP:xxxx
- ; SEMCAD X Version 14.6.10 (7331)

Configuration/Left Hand Side of EUT Facing Phantom- Middle/Area Scan (71x231x1): Interpolated grid: dx=1.000 mm, dy=1.000 mm
Maximum value of SAR (interpolated) = 0.295 W/kg
Configuration/Left Hand Side of EUT Facing Phantom- Middle/Zoom Scan (5-6 GHz) (7x7x12) 2 2 (8x8x12)/Cube 0:
Measurement grid: dx=4mm, dy=4mm, dz=2mm
Reference Value = 4.620 V/m; Power Drift = -0.14 dB
Peak SAR (extrapolated) = 0.401 W/kg
SAR(1 g) = 0.107 W/kg; SAR(10 g) = 0.035 W/kg
Maximum value of SAR (measured) = 0.243 W/kg

This report shall not be reproduced except in full, without the written approval of UL Verification Services Ltd.

223: Bottom Of EUT Facing Phantom Wi-Fi 802.11n HT20 Ant 1 6Mbps SISO CH60
Date: 4/8/2014
DUT: A1600; Type: FCC ID: BCGA1600

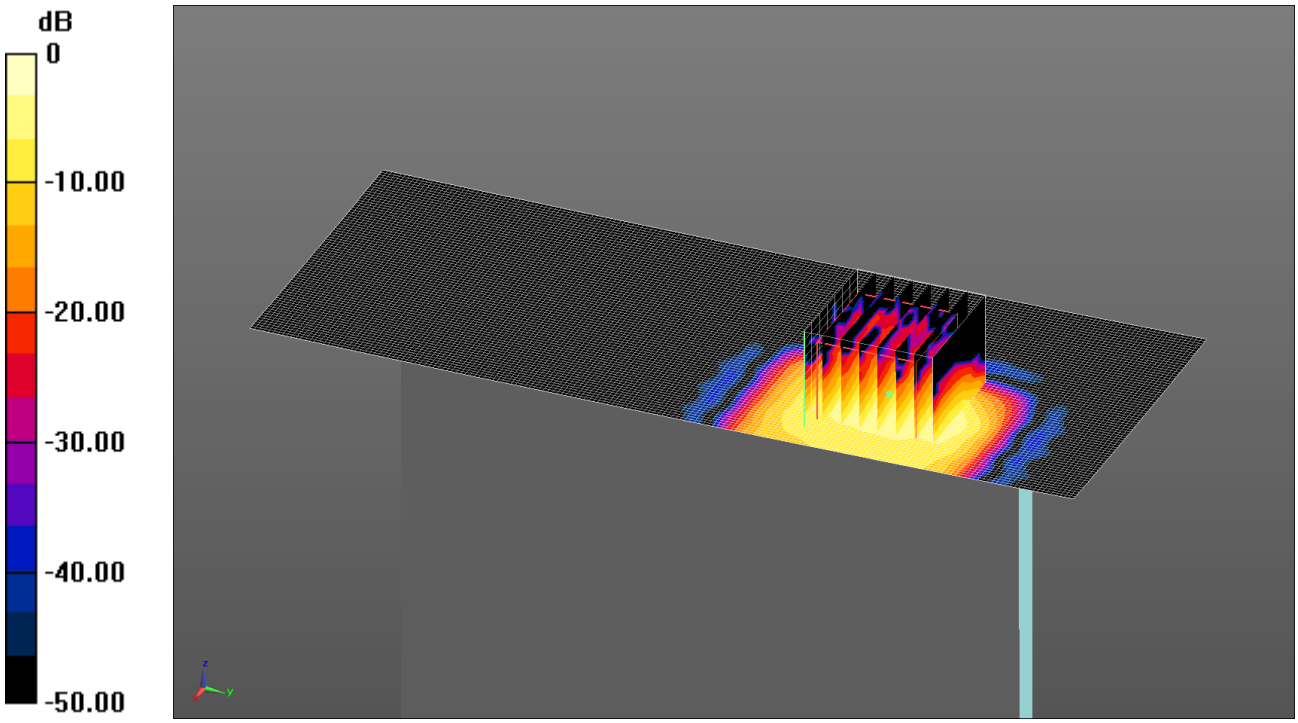

0 dB = 1.09 W/kg = 0.37 dBW/kg

Communication System: UID 0, WLAN 802.11 (0); Frequency: 5300 MHz;Duty Cycle: 1:1
Medium: 5200/5500/5800 MHz MSL Medium parameters used: f = 5300 MHz; σ = 5.44 S/m; ε_r = 47.462; ρ = 1000 kg/m^3
Phantom section: Flat Section
DASY4 Configuration:
- Probe: EX3DV4 - SN3814; ConvF(4.09, 4.09, 4.09); Calibrated: 24/9/2013;
- Sensor-Surface: 4mm (Mechanical Surface Detection), Sensor-Surface: 2mm (Mechanical Surface Detection)
- Electronics: DAE4 Sn1438; Calibrated: 12/5/2014
- Phantom: ELI v5.0 (30deg probe tilt); Type: QDOVA002AA; Serial: TP:xxxx
- ; SEMCAD X Version 14.6.10 (7331)

Configuration/Left Hand Side of EUT Facing Phantom- Middle/Area Scan (71x181x1): Interpolated grid: dx=1.000 mm, dy=1.000 mm
Maximum value of SAR (interpolated) = 1.04 W/kg
Configuration/Left Hand Side of EUT Facing Phantom- Middle/Zoom Scan (5-6 GHz) (7x7x12) 2 2 (8x8x12)/Cube 0:
Measurement grid: dx=4mm, dy=4mm, dz=2mm
Reference Value = 12.63 V/m; Power Drift = -0.02 dB
Peak SAR (extrapolated) = 1.85 W/kg
SAR(1 g) = 0.554 W/kg; SAR(10 g) = 0.192 W/kg
Maximum value of SAR (measured) = 1.09 W/kg

This report shall not be reproduced except in full, without the written approval of UL Verification Services Ltd.

224: Back Of EUT Facing Phantom Wi-Fi 802.11n HT20 Ant 2 6Mbps SISO CH60
Date: 5/8/2014
DUT: A1600; Type: FCC ID: BCGA1600



0 dB = 0 W/kg = -999.00 dBW/kg

Communication System: UID 0, WLAN 802.11 (0); Frequency: 5300 MHz;Duty Cycle: 1:1
Medium: 5200/5500/5800 MHz MSL Medium parameters used: f = 5300 MHz; σ = 5.44 S/m; ε_r = 47.462; ρ = 1000 kg/m^3
Phantom section: Flat Section
DASY4 Configuration:
- Probe: EX3DV4 - SN3814; ConvF(4.09, 4.09, 4.09); Calibrated: 24/9/2013;
- Sensor-Surface: 4mm (Mechanical Surface Detection)
- Electronics: DAE4 Sn1438; Calibrated: 12/5/2014
- Phantom: ELI v5.0 (30deg probe tilt); Type: QDOVA002AA; Serial: TP:xxxx
- ; SEMCAD X Version 14.6.10 (7331)

Configuration/Back of EUT Facing Phantom - Middle/Area Scan 3 (151x111x1): Interpolated grid: dx=1.000 mm, dy=1.000 mm
Maximum value of SAR (interpolated) = 0 W/kg

Note: SAR level measured is very low as equivalent to noise floor on Area Scan, hence the Zoom was not evaluated by DASY.

This report shall not be reproduced except in full, without the written approval of UL Verification Services Ltd.

225: Right Side Of EUT Facing Phantom Wi-Fi 802.11n HT20 Ant 2 6Mbps SISO CH60
Date: 5/8/2014
DUT: A1600; Type: FCC ID: BCGA1600



0 dB = 0 W/kg = -999.00 dBW/kg

Communication System: UID 0, WLAN 802.11 (0); Frequency: 5300 MHz;Duty Cycle: 1:1
Medium: 5200/5500/5800 MHz MSL Medium parameters used: f = 5300 MHz; σ = 5.44 S/m; ε_r = 47.462; ρ = 1000 kg/m^3
Phantom section: Flat Section
DASY4 Configuration:
- Probe: EX3DV4 - SN3814; ConvF(4.09, 4.09, 4.09); Calibrated: 24/9/2013;
- Sensor-Surface: 4mm (Mechanical Surface Detection)
- Electronics: DAE4 Sn1438; Calibrated: 12/5/2014
- Phantom: ELI v5.0 (30deg probe tilt); Type: QDOVA002AA; Serial: TP:xxxx
- ; SEMCAD X Version 14.6.10 (7331)

Configuration/Right Hand Side of EUT Facing Phantom - Middle/Area Scan 3 (111x111x1): Interpolated grid: dx=1.000 mm, dy=1.000 mm
Maximum value of SAR (interpolated) = 0 W/kg

Note: SAR level measured is very low as equivalent to noise floor on Area Scan, hence the Zoom was not evaluated by DASY.

This report shall not be reproduced except in full, without the written approval of UL Verification Services Ltd.

226: Bottom Of EUT Facing Phantom Wi-Fi 802.11n HT20 Ant 2 6Mbps SISO CH60
Date: 5/8/2014
DUT: A1600; Type: FCC ID: BCGA1600

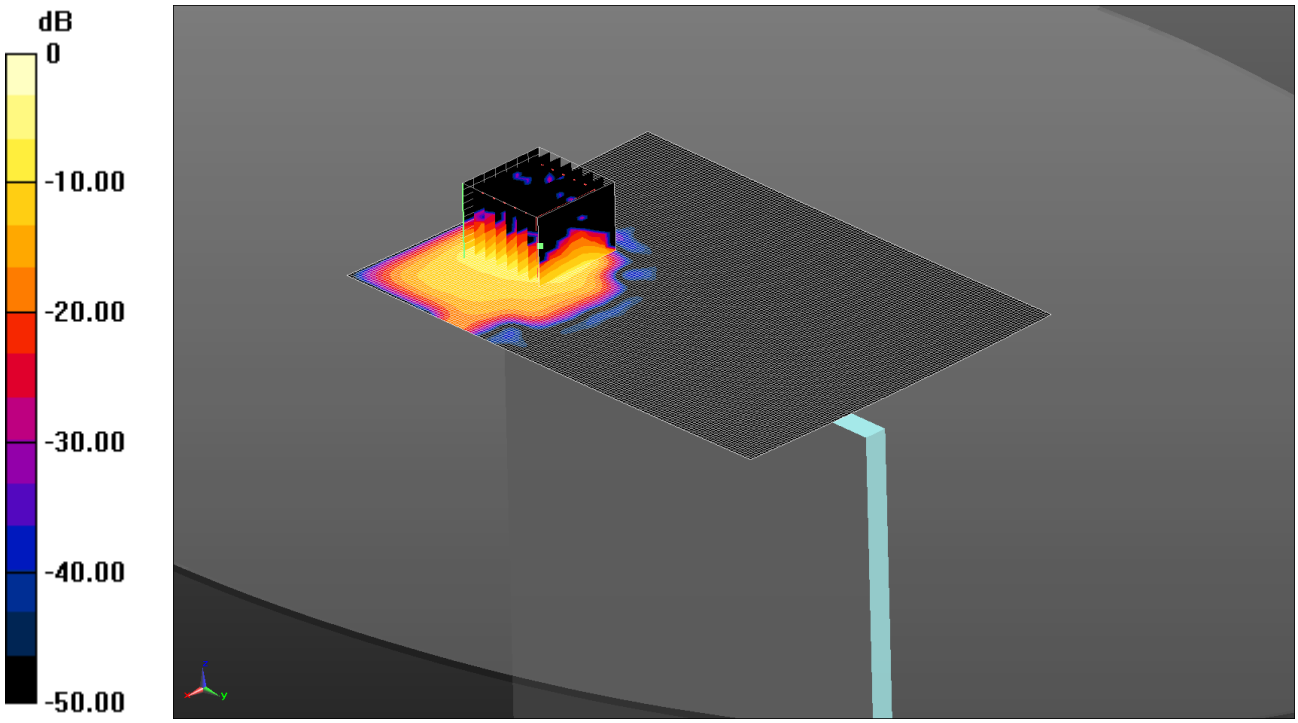

0 dB = 0.868 W/kg = -0.61 dBW/kg

Communication System: UID 0, WLAN 802.11 (0); Frequency: 5300 MHz;Duty Cycle: 1:1
Medium: 5200/5500/5800 MHz MSL Medium parameters used: f = 5300 MHz; σ = 5.44 S/m; ε_r = 47.462; ρ = 1000 kg/m^3
Phantom section: Flat Section
DASY4 Configuration:
- Probe: EX3DV4 - SN3814; ConvF(4.09, 4.09, 4.09); Calibrated: 24/9/2013;
- Sensor-Surface: 4mm (Mechanical Surface Detection), Sensor-Surface: 2mm (Mechanical Surface Detection)
- Electronics: DAE4 Sn1438; Calibrated: 12/5/2014
- Phantom: ELI v5.0 (30deg probe tilt); Type: QDOVA002AA; Serial: TP:xxxx
- ; SEMCAD X Version 14.6.10 (7331)

Configuration/Bottom of EUT Facing Phantom - Middle/Area Scan 3 (111x151x1): Interpolated grid: dx=1.000 mm, dy=1.000 mm
Maximum value of SAR (interpolated) = 0.756 W/kg

Configuration/Bottom of EUT Facing Phantom - Middle/Zoom Scan (5-6 GHz) (7x7x12) (8x8x12)/Cube 0:
Measurement grid: dx=4mm, dy=4mm, dz=2mm
Reference Value = 6.788 V/m; Power Drift = 0.018 dB
Peak SAR (extrapolated) = 1.44 W/kg
SAR(1 g) = 0.436 W/kg; SAR(10 g) = 0.132 W/kg
Maximum value of SAR (measured) = 0.868 W/kg

This report shall not be reproduced except in full, without the written approval of UL Verification Services Ltd.

227: Back Of EUT Facing Phantom Wi-Fi 802.11n HT20 Ant 1&2 6Mbps MIMO CH60
Date: 5/8/2014
DUT: A1600; Type: FCC ID: BCGA1600



0 dB = 0 W/kg = -999.00 dBW/kg

Communication System: UID 0, WLAN 802.11 (0); Frequency: 5300 MHz;Duty Cycle: 1:1
Medium: 5200/5500/5800 MHz MSL Medium parameters used: f = 5300 MHz; σ = 5.44 S/m; ε_r = 47.462; ρ = 1000 kg/m^3
Phantom section: Flat Section
DASY4 Configuration:
- Probe: EX3DV4 - SN3814; ConvF(4.09, 4.09, 4.09); Calibrated: 24/9/2013;
- Sensor-Surface: 4mm (Mechanical Surface Detection)
- Electronics: DAE4 Sn1438; Calibrated: 12/5/2014
- Phantom: ELI v5.0 (30deg probe tilt); Type: QDOVA002AA; Serial: TP:xxxx
- ; SEMCAD X Version 14.6.10 (7331)

Configuration/Back of EUT Facing Phantom - Middle/Area Scan 3 (151x111x1): Interpolated grid: dx=1.000 mm, dy=1.000 mm
Maximum value of SAR (interpolated) = 0 W/kg

Note: SAR level measured is very low as equivalent to noise floor on Area Scan, hence the Zoom was not evaluated by DASY.

This report shall not be reproduced except in full, without the written approval of UL Verification Services Ltd.

228: Right Side Of EUT Facing Phantom Wi-Fi 802.11n HT20 Ant 1&2 6Mbps MIMO CH60
Date: 5/8/2014
DUT: A1600; Type: FCC ID: BCGA1600

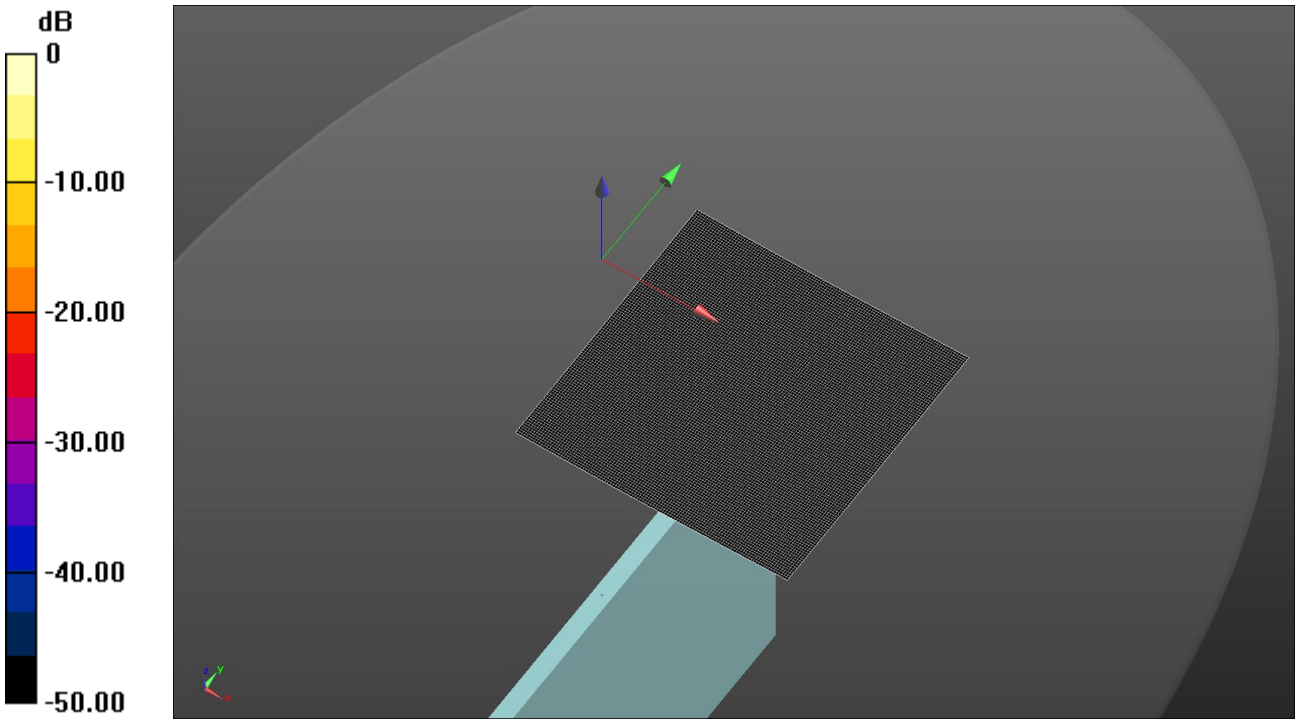

0 dB = 0 W/kg = -999.00 dBW/kg

Communication System: UID 0, WLAN 802.11 (0); Frequency: 5300 MHz;Duty Cycle: 1:1
Medium: 5200/5500/5800 MHz MSL Medium parameters used: f = 5300 MHz; σ = 5.44 S/m; ε_r = 47.462; ρ = 1000 kg/m^3
Phantom section: Flat Section
DASY4 Configuration:
- Probe: EX3DV4 - SN3814; ConvF(4.09, 4.09, 4.09); Calibrated: 24/9/2013;
- Sensor-Surface: 4mm (Mechanical Surface Detection)
- Electronics: DAE4 Sn1438; Calibrated: 12/5/2014
- Phantom: ELI v5.0 (30deg probe tilt); Type: QDOVA002AA; Serial: TP:xxxx
- ; SEMCAD X Version 14.6.10 (7331)

Configuration/Right Hand Side of EUT Facing Phantom - Middle/Area Scan 3 (111x111x1): Interpolated grid: dx=1.000 mm, dy=1.000 mm
Maximum value of SAR (interpolated) = 0 W/kg

Note: SAR level measured is very low as equivalent to noise floor on Area Scan, hence the Zoom was not evaluated by DASY.

This report shall not be reproduced except in full, without the written approval of UL Verification Services Ltd.

229: Left Hand Side Of EUT Facing Phantom Wi-Fi 802.11n HT20 Ant 1&2 6Mbps MIMO CH60
Date: 5/8/2014
DUT: A1600; Type: FCC ID: BCGA1600

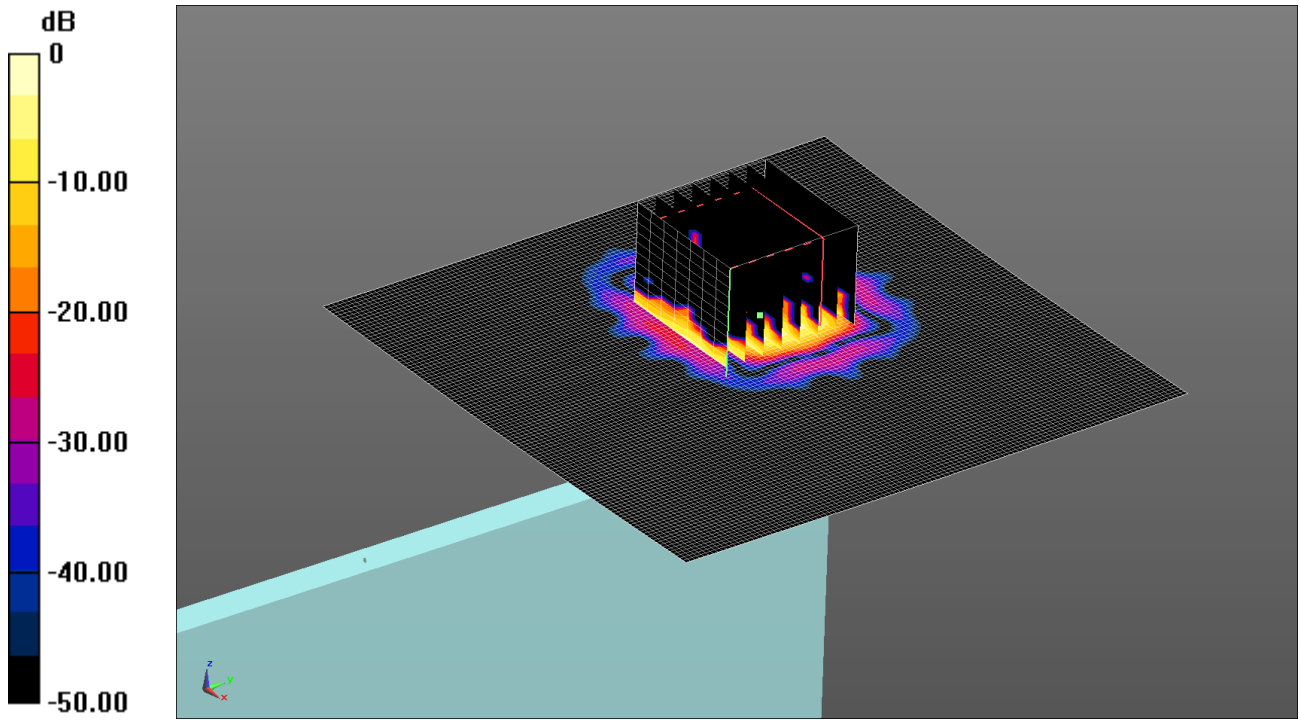

0 dB = 0.137 W/kg = -8.63 dBW/kg

Communication System: UID 0, WLAN 802.11 (0); Frequency: 5300 MHz;Duty Cycle: 1:1
Medium: 5200/5500/5800 MHz MSL Medium parameters used: f = 5300 MHz; σ = 5.44 S/m; ε_r = 47.462; ρ = 1000 kg/m^3
Phantom section: Flat Section
DASY4 Configuration:
- Probe: EX3DV4 - SN3814; ConvF(4.09, 4.09, 4.09); Calibrated: 24/9/2013;
- Sensor-Surface: 4mm (Mechanical Surface Detection), Sensor-Surface: 2mm (Mechanical Surface Detection)
- Electronics: DAE4 Sn1438; Calibrated: 12/5/2014
- Phantom: ELI v5.0 (30deg probe tilt); Type: QDOVA002AA; Serial: TP:xxxx
- ; SEMCAD X Version 14.6.10 (7331)

Configuration/Left Hand Side of EUT Facing Phantom - Middle/Area Scan 3 (111x111x1): Interpolated grid: dx=1.000 mm, dy=1.000 mm
Maximum value of SAR (interpolated) = 0.0705 W/kg

Configuration/Left Hand Side of EUT Facing Phantom - Middle/Zoom Scan (5-6 GHz) (7x7x12) (8x8x12)/Cube 0:
Measurement grid: dx=4mm, dy=4mm, dz=2mm
Reference Value =2.67 V/m; Power Drift = 0.18 dB
Peak SAR (extrapolated) = 0.381 W/kg
SAR(1 g) = 0.056 W/kg; SAR(10 g) = 0.021 W/kg
Maximum value of SAR (measured) = 0.137 W/kg

Note: SAR level measured is very low as equivalent to noise floor.

This report shall not be reproduced except in full, without the written approval of UL Verification Services Ltd.

230: Bottom Of EUT Facing Phantom Wi-Fi 802.11n HT20 Ant 1&2 6Mbps MIMO CH60
Date: 5/8/2014
DUT: A1600; Type: FCC ID: BCGA1600

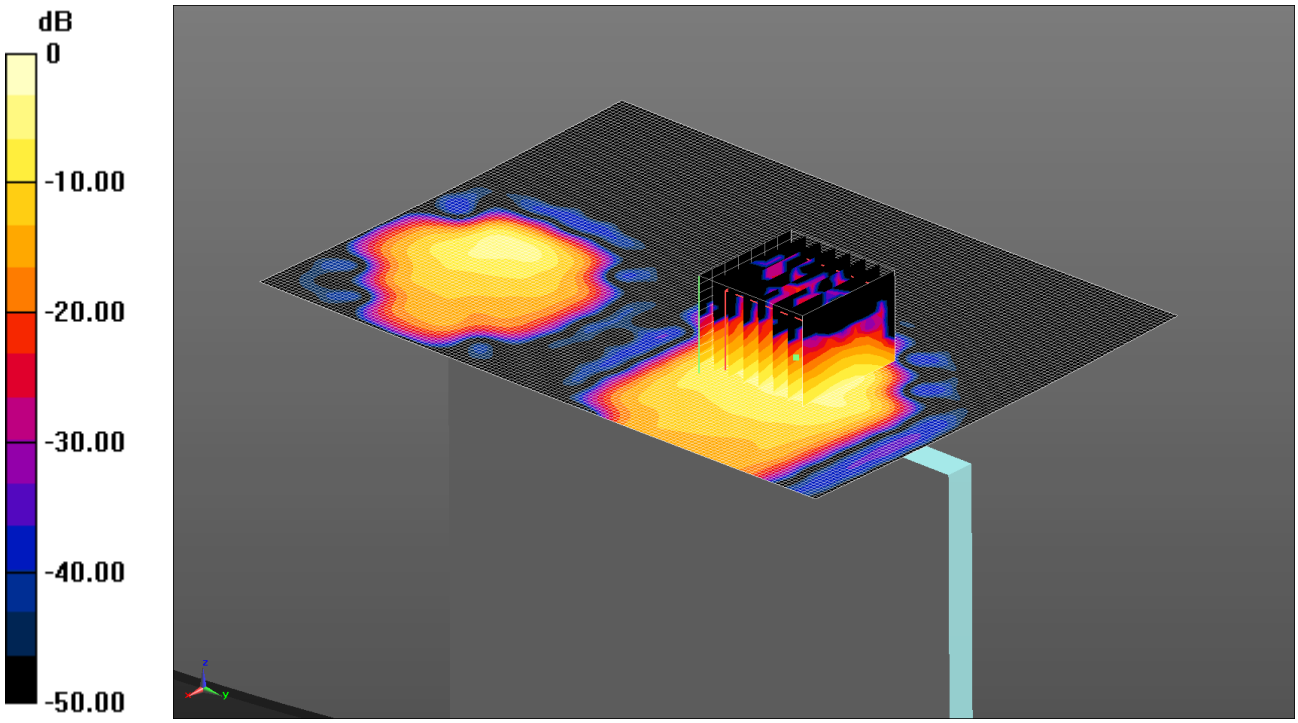

0 dB = 1.08 W/kg = 0.33 dBW/kg

Communication System: UID 0, WLAN 802.11 (0); Frequency: 5300 MHz;Duty Cycle: 1:1
Medium: 5200/5500/5800 MHz MSL Medium parameters used: f = 5300 MHz; σ = 5.44 S/m; ε_r = 47.462; ρ = 1000 kg/m^3
Phantom section: Flat Section
DASY4 Configuration:
- Probe: EX3DV4 - SN3814; ConvF(4.09, 4.09, 4.09); Calibrated: 24/9/2013;
- Sensor-Surface: 4mm (Mechanical Surface Detection), Sensor-Surface: 2mm (Mechanical Surface Detection)
- Electronics: DAE4 Sn1438; Calibrated: 12/5/2014
- Phantom: ELI v5.0 (30deg probe tilt); Type: QDOVA002AA; Serial: TP:xxxx
- ; SEMCAD X Version 14.6.10 (7331)

Configuration/Bottom of EUT Facing Phantom - Middle/Area Scan 3 (111x151x1): Interpolated grid: dx=1.000 mm, dy=1.000 mm
Maximum value of SAR (interpolated) = 1.03 W/kg

Configuration/Bottom of EUT Facing Phantom - Middle/Zoom Scan (5-6 GHz) (7x7x12) (8x8x12)/Cube 0:
Measurement grid: dx=4mm, dy=4mm, dz=2mm
Reference Value = 6.789 V/m; Power Drift = 0.045 dB
Peak SAR (extrapolated) = 1.89 W/kg
SAR(1 g) = 0.565 W/kg; SAR(10 g) = 0.196 W/kg
Maximum value of SAR (measured) = 1.08 W/kg

This report shall not be reproduced except in full, without the written approval of UL Verification Services Ltd.

231: Back Of EUT Facing Phantom Wi-Fi 802.11n HT40 Ant 1 13.5Mbps SISO CH54
Date: 5/8/2014
DUT: A1600; Type: FCC ID: BCGA1600

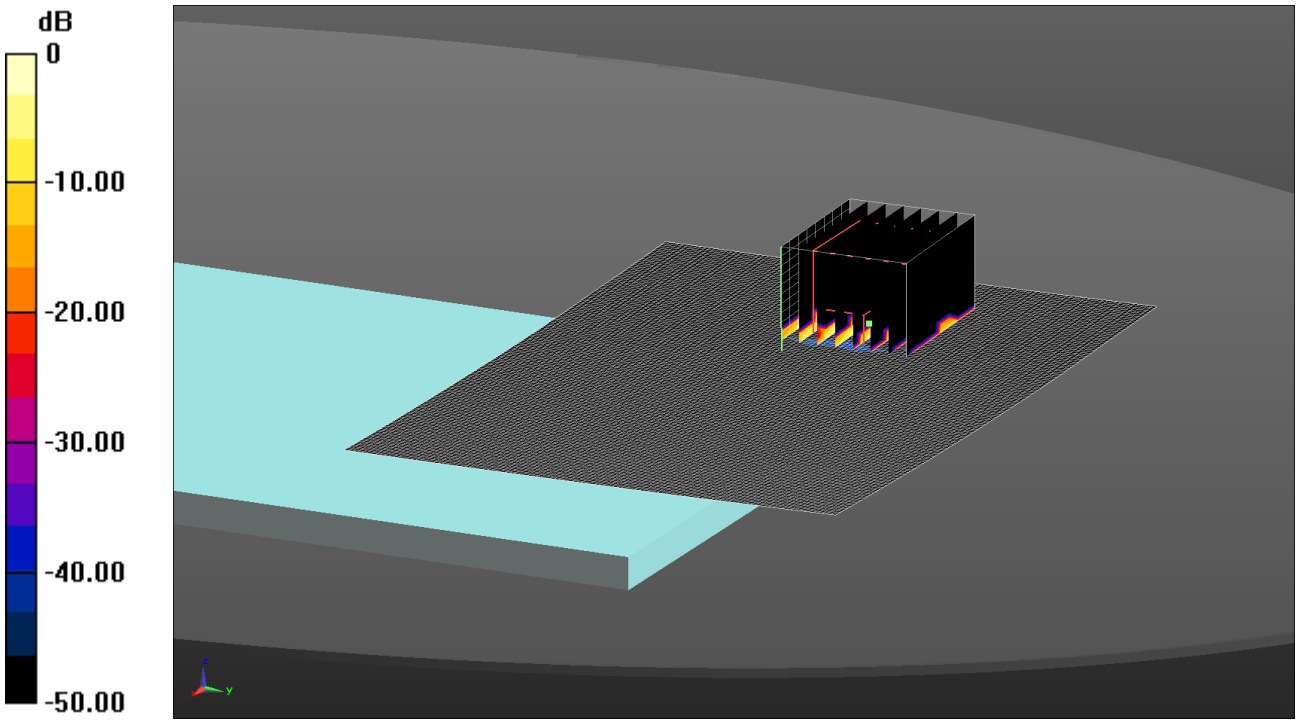

0 dB = 0.0808 W/kg = -10.93 dBW/kg

Communication System: UID 0, WLAN 802.11 (0); Frequency: 5270 MHz;Duty Cycle: 1:1
Medium: 5200/5500/5800 MHz MSL Medium parameters used (interpolated): f = 5270 MHz; σ = 5.39 S/m; ε_r = 47.583; ρ = 1000 kg/m^3
Phantom section: Flat Section
DASY4 Configuration:
- Probe: EX3DV4 - SN3814; ConvF(4.09, 4.09, 4.09); Calibrated: 24/9/2013;
- Sensor-Surface: 4mm (Mechanical Surface Detection), Sensor-Surface: 2mm (Mechanical Surface Detection)
- Electronics: DAE4 Sn1438; Calibrated: 12/5/2014
- Phantom: ELI v5.0 (30deg probe tilt); Type: QDOVA002AA; Serial: TP:xxxx
- ; SEMCAD X Version 14.6.10 (7331)

Configuration/Back of EUT Facing Phantom - Middle/Area Scan 3 (151x111x1): Interpolated grid: dx=1.000 mm, dy=1.000 mm
Maximum value of SAR (interpolated) = 0.0335 W/kg

Configuration/Back of EUT Facing Phantom - Middle/Zoom Scan (5-6 GHz) (7x7x12) (9x8x12)/Cube 0: Measurement grid: dx=4mm, dy=4mm, dz=2mm
Reference Value = 2.99 V/m; Power Drift = 0.20 dB
Peak SAR (extrapolated) = 0.387 W/kg
SAR(1 g) = 0.034 W/kg; SAR(10 g) = 0.013 W/kg
Maximum value of SAR (measured) = 0.0808 W/kg

Note: SAR level measured is very low as equivalent to noise floor.

This report shall not be reproduced except in full, without the written approval of UL Verification Services Ltd.

232: Left Hand Side Of EUT Facing Phantom Wi-Fi 802.11n HT40 Ant 1 13.5Mbps SISO CH54
Data: 5/8/2014
DUT: A1600; Type: FCC ID: BCGA1600

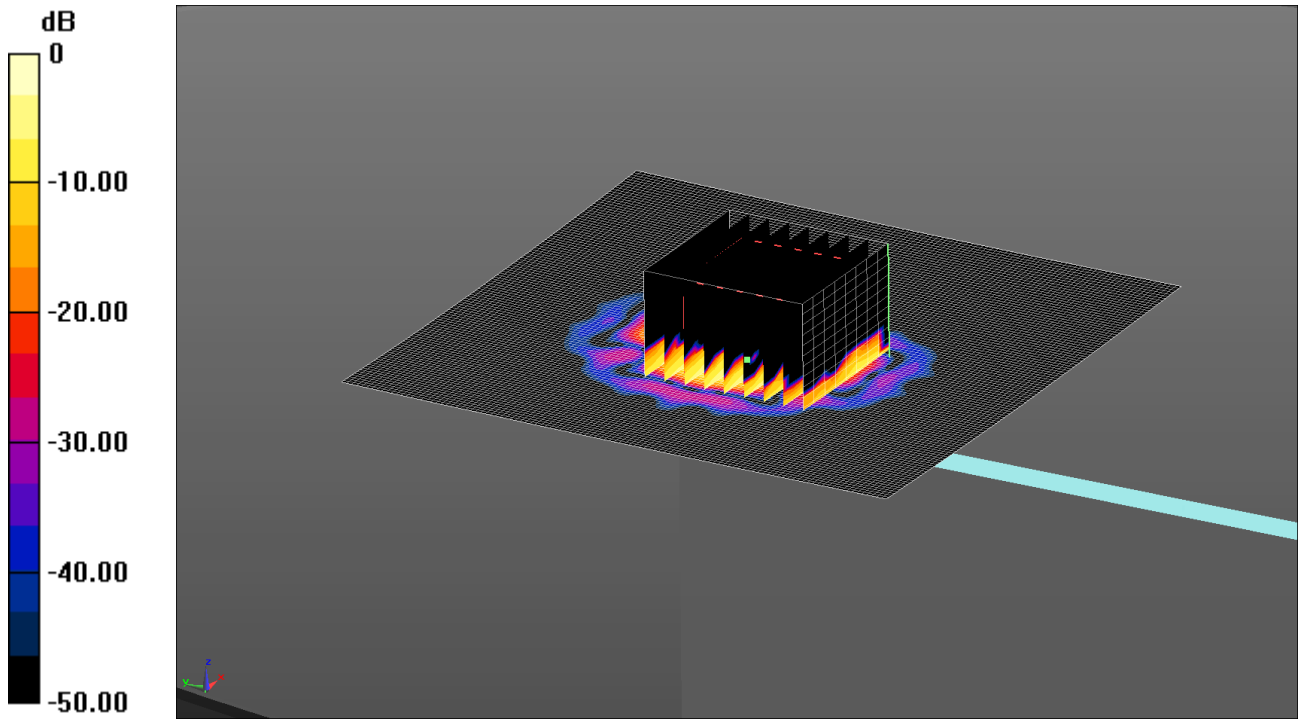

0 dB = 0.171 W/kg = -7.67 dBW/kg

Communication System: UID 0, WLAN 802.11 (0); Frequency: 5270 MHz;Duty Cycle: 1:1
Medium: 5200/5500/5800 MHz MSL Medium parameters used (interpolated): f = 5270 MHz; σ = 5.39 S/m; ε_r = 47.583; ρ = 1000 kg/m^3
Phantom section: Flat Section
DASY4 Configuration:
- Probe: EX3DV4 - SN3814; ConvF(4.09, 4.09, 4.09); Calibrated: 24/9/2013;
- Sensor-Surface: 4mm (Mechanical Surface Detection), Sensor-Surface: 2mm (Mechanical Surface Detection)
- Electronics: DAE4 Sn1438; Calibrated: 12/5/2014
- Phantom: ELI v5.0 (30deg probe tilt); Type: QDOVA002AA; Serial: TP:xxxx
- ; SEMCAD X Version 14.6.10 (7331)

Configuration/Left Hand Side of EUT Facing Phantom - Middle/Area Scan 3 (111x111x1): Interpolated grid: dx=1.000 mm, dy=1.000 mm
Maximum value of SAR (interpolated) = 0.0934 W/kg
Configuration/Left Hand Side of EUT Facing Phantom - Middle/Zoom Scan (5-6 GHz) (7x7x12) (9x9x12)/Cube 0:
Measurement grid: dx=4mm, dy=4mm, dz=2mm
Reference Value = 3.45 V/m; Power Drift = 0.10 dB
Peak SAR (extrapolated) = 0.463 W/kg
SAR(1 g) = 0.067 W/kg; SAR(10 g) = 0.025 W/kg
Maximum value of SAR (measured) = 0.171 W/kg

This report shall not be reproduced except in full, without the written approval of UL Verification Services Ltd.

233: Bottom Of EUT Facing Phantom Wi-Fi 802.11n HT40 Ant 1 13.5Mbps SISO CH54
Data: 5/8/2014
DUT: A1600; Type: FCC ID: BCGA1600

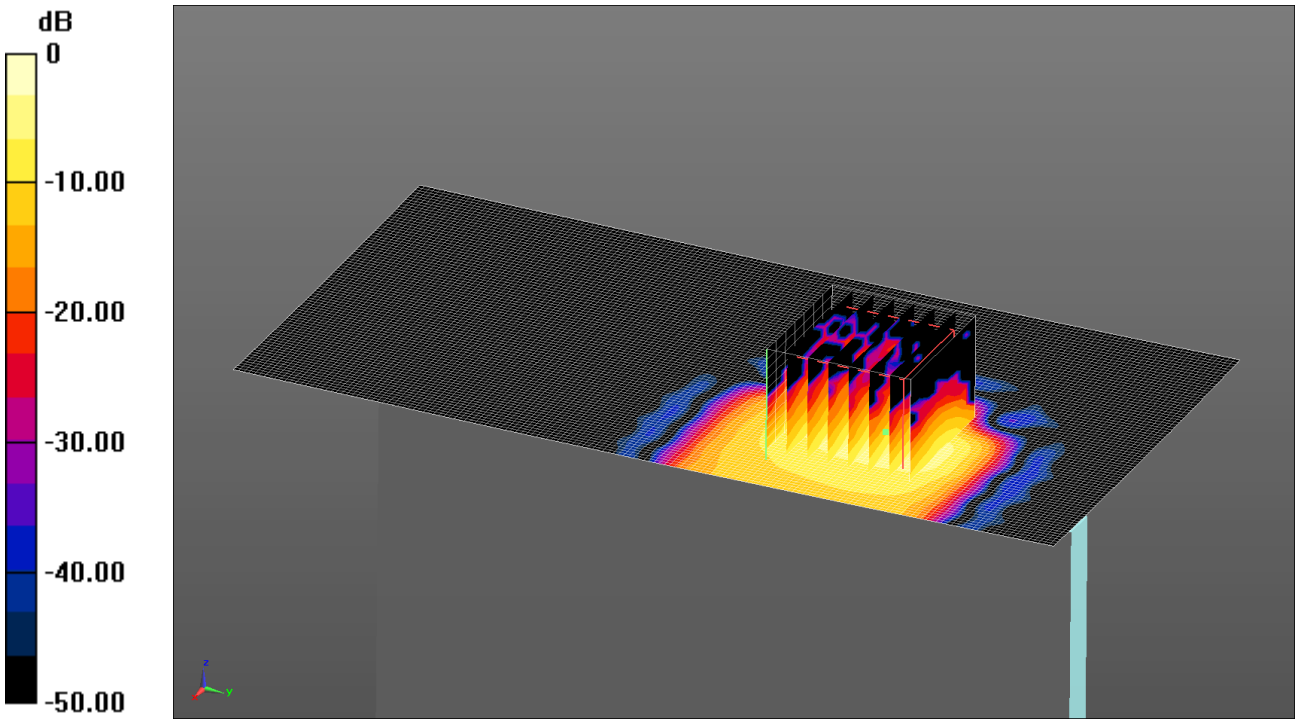

0 dB = 1.14 W/kg = 0.57 dBW/kg

Communication System: UID 0, WLAN 802.11 (0); Frequency: 5270 MHz;Duty Cycle: 1:1
Medium: 5200/5500/5800 MHz MSL Medium parameters used (interpolated): f = 5270 MHz; σ = 5.39 S/m; ε_r = 47.583; ρ = 1000 kg/m^3
Phantom section: Flat Section
DASY4 Configuration:
- Probe: EX3DV4 - SN3814; ConvF(4.09, 4.09, 4.09); Calibrated: 24/9/2013;
- Sensor-Surface: 4mm (Mechanical Surface Detection), Sensor-Surface: 2mm (Mechanical Surface Detection)
- Electronics: DAE4 Sn1438; Calibrated: 12/5/2014
- Phantom: ELI v5.0 (30deg probe tilt); Type: QDOVA002AA; Serial: TP:xxxx
- ; SEMCAD X Version 14.6.10 (7331)

Configuration/Bottom of EUT Facing Phantom - Middle/Area Scan 3 (81x161x1): Interpolated grid: dx=1.000 mm, dy=1.000 mm
Maximum value of SAR (interpolated) = 0.719 W/kg
Configuration/Bottom of EUT Facing Phantom - Middle/Zoom Scan (5-6 GHz) (7x7x12) (8x8x12)/Cube 0:
Measurement grid: dx=4mm, dy=4mm, dz=2mm
Reference Value = 11.80 V/m; Power Drift = -0.14 dB
Peak SAR (extrapolated) = 2.05 W/kg
SAR(1 g) = 0.595 W/kg; SAR(10 g) = 0.203 W/kg
Maximum value of SAR (measured) = 1.14 W/kg

This report shall not be reproduced except in full, without the written approval of UL Verification Services Ltd.

234: Back Of EUT Facing Phantom Wi-Fi 802.11n HT40 Ant 2 13.5Mbps SISO CH54
Date: 5/8/2014
DUT: A1600; Type: FCC ID: BCGA1600



0 dB = 0 W/kg = -999.00 dBW/kg

Communication System: UID 0, WLAN 802.11 (0); Frequency: 5270 MHz;Duty Cycle: 1:1
Medium: 5200/5500/5800 MHz MSL Medium parameters used (interpolated): f = 5270 MHz; σ = 5.39 S/m; ε_r = 47.583; ρ = 1000 kg/m^3
Phantom section: Flat Section
DASY4 Configuration:
- Probe: EX3DV4 - SN3814; ConvF(4.09, 4.09, 4.09); Calibrated: 24/9/2013;
- Sensor-Surface: 4mm (Mechanical Surface Detection)
- Electronics: DAE4 Sn1438; Calibrated: 12/5/2014
- Phantom: ELI v5.0 (30deg probe tilt); Type: QDOVA002AA; Serial: TP:xxxx
- ; SEMCAD X Version 14.6.10 (7331)

Configuration/Back of EUT Facing Phantom - Middle/Area Scan 3 (161x101x1): Interpolated grid: dx=1.000 mm, dy=1.000 mm
Maximum value of SAR (interpolated) = 0 W/kg

Note: SAR level measured is very low as equivalent to noise floor on Area Scan, hence the Zoom was not evaluated by DASY.

This report shall not be reproduced except in full, without the written approval of UL Verification Services Ltd.

235: Right Hand Side Of EUT Facing Phantom Wi-Fi 802.11n HT40 Ant 2 13.5Mbps SISO CH54
Date: 5/8/2014
DUT: A1600; Type: FCC ID: BCGA1600



0 dB = 0 W/kg = -999.00 dBW/kg

Communication System: UID 0, WLAN 802.11 (0); Frequency: 5270 MHz;Duty Cycle: 1:1
Medium: 5200/5500/5800 MHz MSL Medium parameters used (interpolated): f = 5270 MHz; σ = 5.39 S/m; ε_r = 47.583; ρ = 1000 kg/m^3
Phantom section: Flat Section
DASY4 Configuration:
- Probe: EX3DV4 - SN3814; ConvF(4.09, 4.09, 4.09); Calibrated: 24/9/2013;
- Sensor-Surface: 4mm (Mechanical Surface Detection)
- Electronics: DAE4 Sn1438; Calibrated: 12/5/2014
- Phantom: ELI v5.0 (30deg probe tilt); Type: QDOVA002AA; Serial: TP:xxxx
- ; SEMCAD X Version 14.6.10 (7331)

Configuration/Right Hand Side of EUT Facing Phantom - Middle/Area Scan 3 (91x121x1): Interpolated grid: dx=1.000 mm, dy=1.000 mm
Maximum value of SAR (interpolated) = 0 W/kg

Note: SAR level measured is very low as equivalent to noise floor on Area Scan, hence the Zoom was not evaluated by DASY.

This report shall not be reproduced except in full, without the written approval of UL Verification Services Ltd.

236: Bottom Of EUT Facing Phantom Wi-Fi 802.11n HT40 Ant 2 13.5Mbps SISO CH54
Date: 5/8/2014
DUT: A1600; Type: FCC ID: BCGA1600

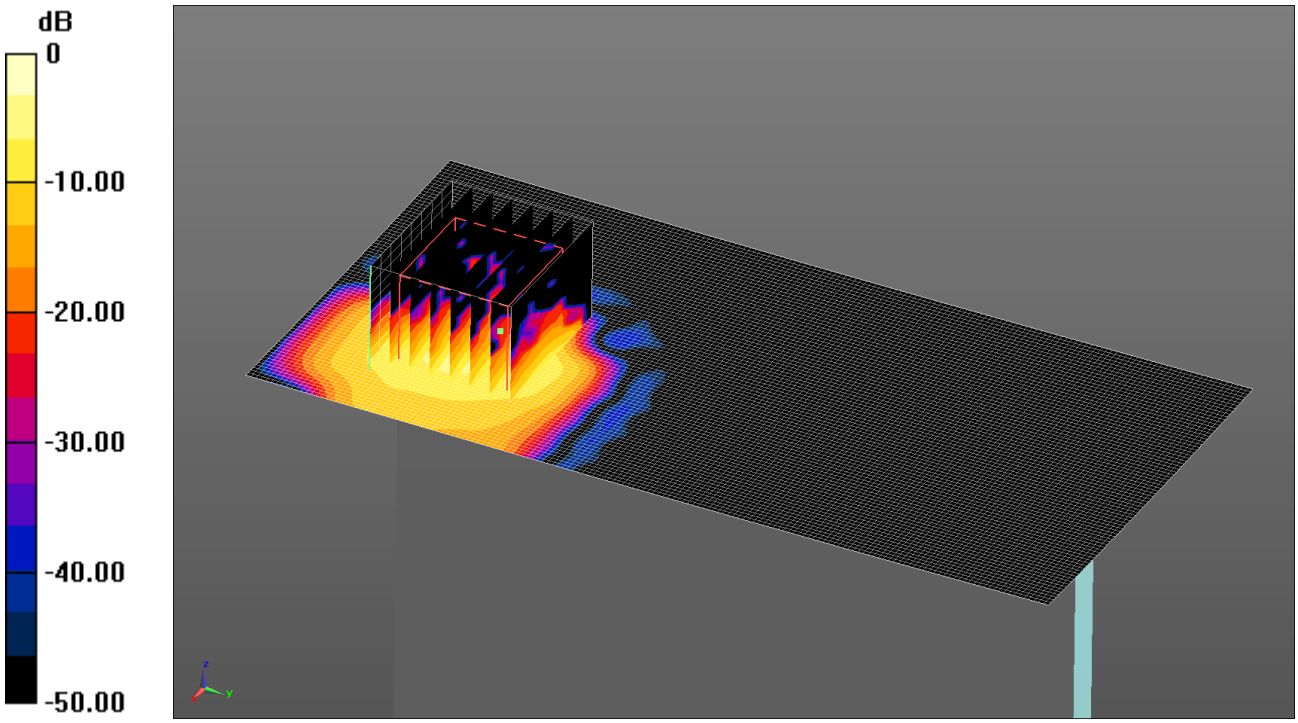

0 dB = 0.698 W/kg = -1.56 dBW/kg

Communication System: UID 0, WLAN 802.11 (0); Frequency: 5270 MHz;Duty Cycle: 1:1
Medium: 5200/5500/5800 MHz MSL Medium parameters used (interpolated): f = 5270 MHz; σ = 5.39 S/m; ε_r = 47.583; ρ = 1000 kg/m^3
Phantom section: Flat Section
DASY4 Configuration:
- Probe: EX3DV4 - SN3814; ConvF(4.09, 4.09, 4.09); Calibrated: 24/9/2013;
- Sensor-Surface: 4mm (Mechanical Surface Detection), Sensor-Surface: 2mm (Mechanical Surface Detection)
- Electronics: DAE4 Sn1438; Calibrated: 12/5/2014
- Phantom: ELI v5.0 (30deg probe tilt); Type: QDOVA002AA; Serial: TP:xxxx
- ; SEMCAD X Version 14.6.10 (7331)

Configuration/Bottom of EUT Facing Phantom - Middle/Area Scan 3 (81x161x1): Interpolated grid: dx=1.000 mm, dy=1.000 mm
Maximum value of SAR (interpolated) = 0.494 W/kg
Configuration/Bottom of EUT Facing Phantom - Middle/Zoom Scan (5-6 GHz) (7x7x12) (9x8x12)/Cube 0:
Measurement grid: dx=4mm, dy=4mm, dz=2mm
Reference Value = 10.94 V/m; Power Drift = -0.07 dB
Peak SAR (extrapolated) = 1.21 W/kg
SAR(1 g) = 0.356 W/kg; SAR(10 g) = 0.108 W/kg
Maximum value of SAR (measured) = 0.698 W/kg

This report shall not be reproduced except in full, without the written approval of UL Verification Services Ltd.

237: Back Of EUT Facing Phantom Wi-Fi 802.11n HT40 Ant 1&2 13.5Mbps MIMO CH54
Date: 6/8/2014
DUT: A1600; Type: FCC ID: BCGA1600



0 dB = 0 W/kg = -999.00 dBW/kg

Communication System: UID 0, WLAN 802.11 (0); Frequency: 5270 MHz;Duty Cycle: 1:1
Medium: 5200/5500/5800 MHz MSL Medium parameters used (interpolated): f = 5270 MHz; σ = 5.39 S/m; ε_r = 47.583; ρ = 1000 kg/m^3
Phantom section: Flat Section
DASY4 Configuration:
- Probe: EX3DV4 - SN3814; ConvF(4.09, 4.09, 4.09); Calibrated: 24/9/2013;
- Sensor-Surface: 4mm (Mechanical Surface Detection)
- Electronics: DAE4 Sn1438; Calibrated: 12/5/2014
- Phantom: ELI v5.0 (30deg probe tilt); Type: QDOVA002AA; Serial: TP:xxxx
- ; SEMCAD X Version 14.6.10 (7331)

Configuration/Back of EUT Facing Phantom - Middle/Area Scan 3 (151x111x1): Interpolated grid: dx=1.000 mm, dy=1.000 mm
Maximum value of SAR (interpolated) = 0 W/kg

Note: SAR level measured is very low as equivalent to noise floor on Area Scan, hence the Zoom was not evaluated by DASY.

This report shall not be reproduced except in full, without the written approval of UL Verification Services Ltd.

238: Right Hand Side Of EUT Facing Phantom Wi-Fi 802.11n HT40 Ant 1&2 13.5Mbps MIMO CH54
Date: 6/8/2014
DUT: A1600; Type: FCC ID: BCGA1600

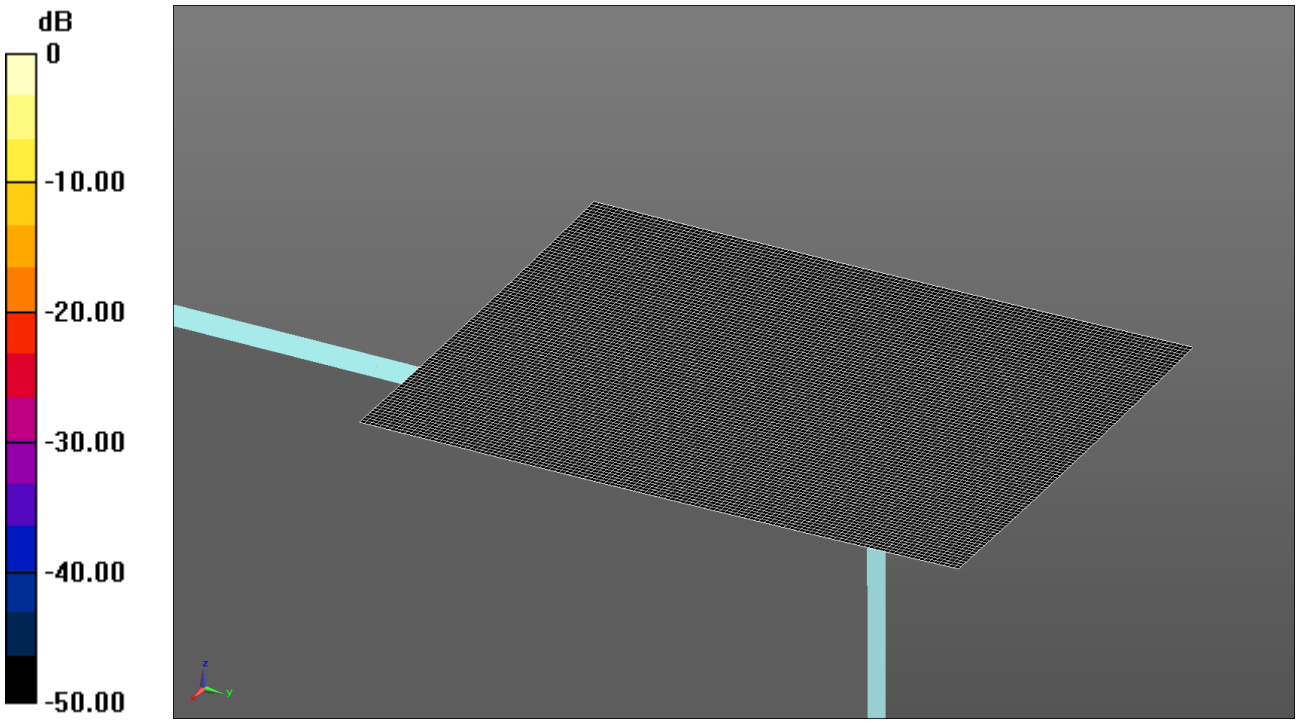

0 dB = 0 W/kg = -999.00 dBW/kg

Communication System: UID 0, WLAN 802.11 (0); Frequency: 5270 MHz;Duty Cycle: 1:1
Medium: 5200/5500/5800 MHz MSL Medium parameters used (interpolated): f = 5270 MHz; σ = 5.39 S/m; ε_r = 47.583; ρ = 1000 kg/m^3
Phantom section: Flat Section
DASY4 Configuration:
- Probe: EX3DV4 - SN3814; ConvF(4.09, 4.09, 4.09); Calibrated: 24/9/2013;
- Sensor-Surface: 4mm (Mechanical Surface Detection)
- Electronics: DAE4 Sn1438; Calibrated: 12/5/2014
- Phantom: ELI v5.0 (30deg probe tilt); Type: QDOVA002AA; Serial: TP:xxxx
- ; SEMCAD X Version 14.6.10 (7331)

Configuration/Right Hand Side of EUT Facing Phantom - Middle/Area Scan 3 (91x121x1): Interpolated grid: dx=1.000 mm, dy=1.000 mm
Maximum value of SAR (interpolated) = 0 W/kg

Note: SAR level measured is very low as equivalent to noise floor on Area Scan, hence the Zoom was not evaluated by DASY.

This report shall not be reproduced except in full, without the written approval of UL Verification Services Ltd.

239: Left Hand Side Of EUT Facing Phantom Wi-Fi 802.11n HT40 Ant 1&2 13.5Mbps MIMO CH54
Date: 6/8/2014
DUT: A1600; Type: FCC ID: BCGA1600

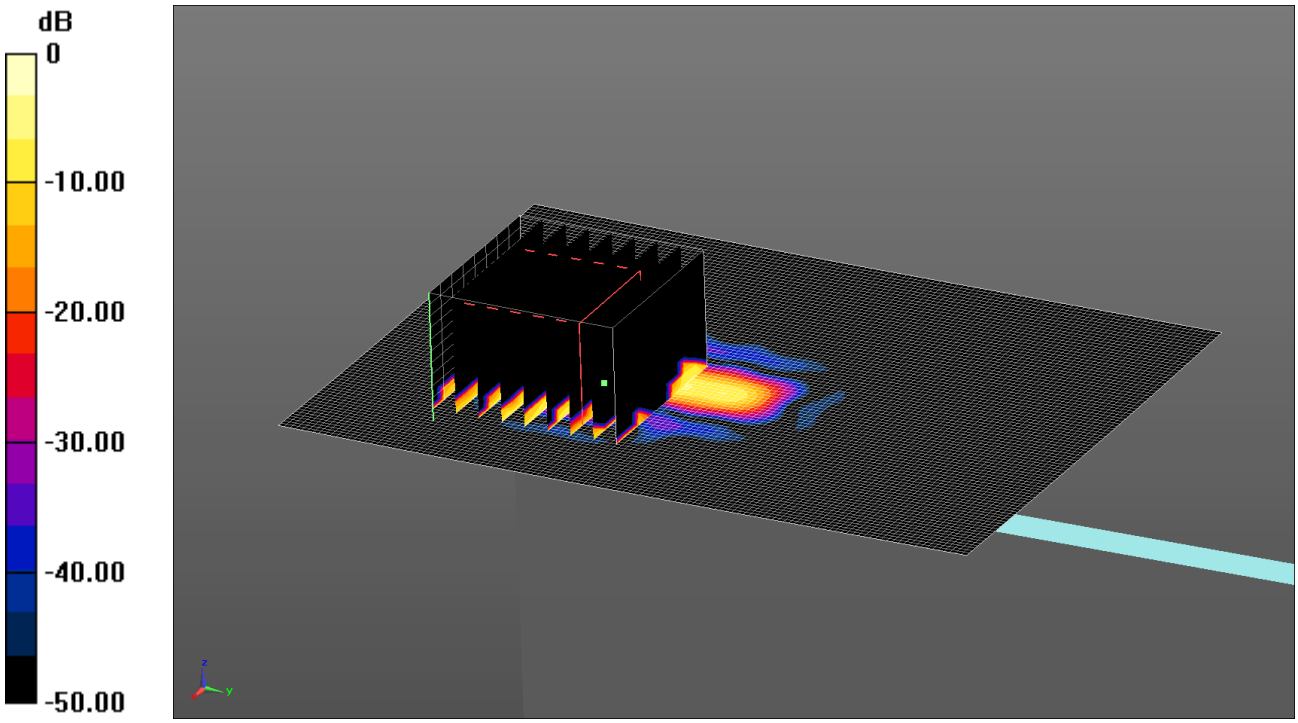

0 dB = 0.102 W/kg = -9.91 dBW/kg

Communication System: UID 0, WLAN 802.11 (0); Frequency: 5270 MHz;Duty Cycle: 1:1
Medium: 5200/5500/5800 MHz MSL Medium parameters used (interpolated): f = 5270 MHz; σ = 5.39 S/m; ε_r = 47.583; ρ = 1000 kg/m^3
Phantom section: Flat Section
DASY4 Configuration:
- Probe: EX3DV4 - SN3814; ConvF(4.09, 4.09, 4.09); Calibrated: 24/9/2013;
- Sensor-Surface: 4mm (Mechanical Surface Detection), Sensor-Surface: 2mm (Mechanical Surface Detection)
- Electronics: DAE4 Sn1438; Calibrated: 12/5/2014
- Phantom: ELI v5.0 (30deg probe tilt); Type: QDOVA002AA; Serial: TP:xxxx
- ; SEMCAD X Version 14.6.10 (7331)

Configuration/Left Hand Side of EUT Facing Phantom - Middle/Area Scan 3 (91x121x1): Interpolated grid: dx=1.000 mm, dy=1.000 mm
Maximum value of SAR (interpolated) = 0.0809 W/kg
Configuration/Left Hand Side of EUT Facing Phantom - Middle/Zoom Scan (5-6 GHz) (7x7x12) (9x9x12)/Cube 0:
Measurement grid: dx=4mm, dy=4mm, dz=2mm
Reference Value = 3.95 V/m; Power Drift = -0.10 dB
Peak SAR (extrapolated) = 0.665 W/kg
SAR(1 g) = 0.054 W/kg; SAR(10 g) = 0.019 W/kg
Maximum value of SAR (measured) = 0.102 W/kg

Note: SAR level measured is very low as equivalent to noise floor.

This report shall not be reproduced except in full, without the written approval of UL Verification Services Ltd.

240: Bottom Of EUT Facing Phantom Wi-Fi 802.11n HT40 Ant 1&2 13.5Mbps MIMO CH54
Date: 6/8/2014
DUT: A1600; Type: FCC ID: BCGA1600

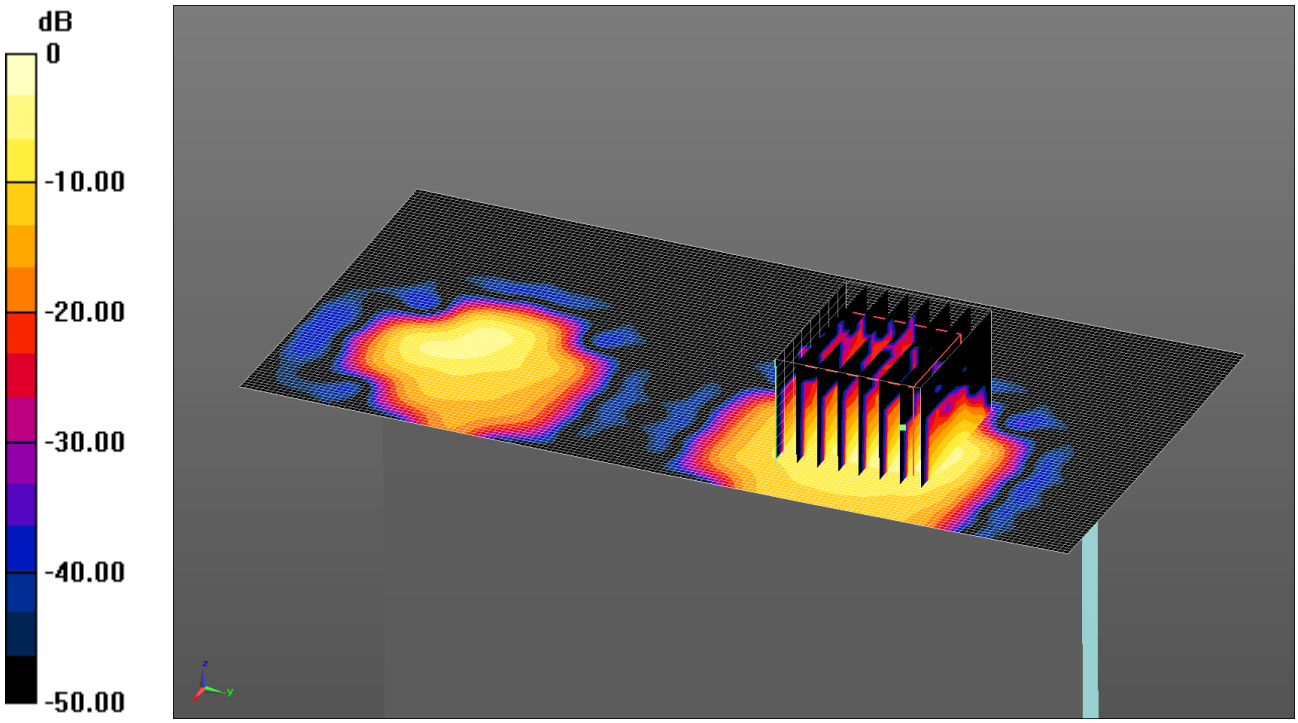

0 dB = 0.932 W/kg = -0.31 dBW/kg

Communication System: UID 0, WLAN 802.11 (0); Frequency: 5270 MHz;Duty Cycle: 1:1
Medium: 5200/5500/5800 MHz MSL Medium parameters used (interpolated): f = 5270 MHz; σ = 5.39 S/m; ε_r = 47.583; ρ = 1000 kg/m^3
Phantom section: Flat Section
DASY4 Configuration:
- Probe: EX3DV4 - SN3814; ConvF(4.09, 4.09, 4.09); Calibrated: 24/9/2013;
- Sensor-Surface: 4mm (Mechanical Surface Detection), Sensor-Surface: 2mm (Mechanical Surface Detection)
- Electronics: DAE4 Sn1438; Calibrated: 12/5/2014
- Phantom: ELI v5.0 (30deg probe tilt); Type: QDOVA002AA; Serial: TP:xxxx
- ; SEMCAD X Version 14.6.10 (7331)

Configuration/Bottom of EUT Facing Phantom - Middle/Area Scan 3 (81x161x1): Interpolated grid: dx=1.000 mm, dy=1.000 mm
Maximum value of SAR (interpolated) = 0.591 W/kg
Configuration/Bottom of EUT Facing Phantom - Middle/Zoom Scan (5-6 GHz) (7x7x12) (9x8x12)/Cube 0:
Measurement grid: dx=4mm, dy=4mm, dz=2mm
Reference Value = 10.19 V/m; Power Drift = -0.10 dB
Peak SAR (extrapolated) = 1.48 W/kg
SAR(1 g) = 0.473 W/kg; SAR(10 g) = 0.163 W/kg
Maximum value of SAR (measured) = 0.932 W/kg

This report shall not be reproduced except in full, without the written approval of UL Verification Services Ltd.

241: Bottom Of EUT Facing Phantom Wi-Fi 802.11n HT40 Ant 1 13.5Mbps SISO CH54 Variant 2
Date: 4/9/2014
DUT: A1600; Type: FCC ID: BCGA1600

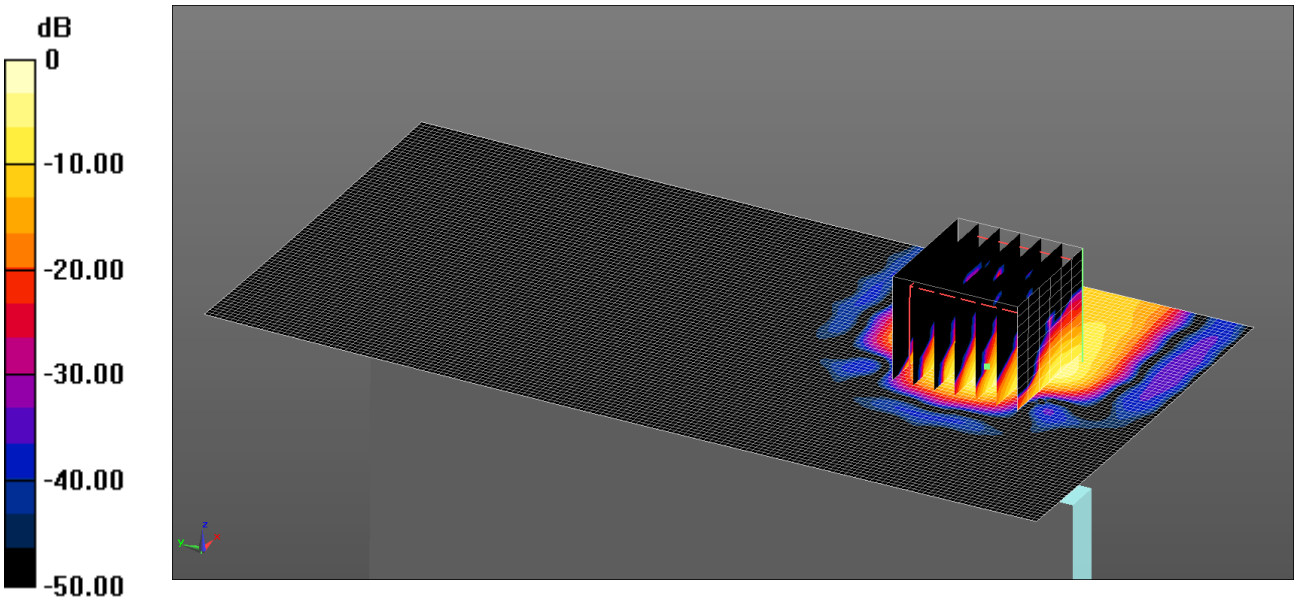

0 dB = 0.734 W/kg = -1.34 dBW/kg

Communication System: UID 0, WLAN 802.11 (0); Frequency: 5270 MHz;Duty Cycle: 1:1
Medium: 5200/5500/5800 MHz MSL Medium parameters used (interpolated): f = 5270 MHz; σ = 5.262 S/m; εr = 49.267; ρ = 1000 kg/m3
Phantom section: Flat Section
DASY4 Configuration:
- Probe: EX3DV4 - SN3814; ConvF(4.09, 4.09, 4.09); Calibrated: 24/9/2013;
- Sensor-Surface: 4mm (Mechanical Surface Detection), Sensor-Surface: 2mm (Mechanical Surface Detection)
- Electronics: DAE4 Sn1438; Calibrated: 12/5/2014
- Phantom: ELI v5.0 (30deg probe tilt); Type: QDOVA002AA; Serial: TP:xxxx
- ; SEMCAD X Version 14.6.10 (7331)

Configuration/Bottom of EUT Facing Phantom - Middle 2 2/Area Scan 3 (81x161x1): Interpolated grid: dx=1.000 mm, dy=1.000 mm
Maximum value of SAR (interpolated) = 0.445 W/kg
Configuration/Bottom of EUT Facing Phantom - Middle 2 2/Zoom Scan (5-6 GHz) (7x7x12) (7x7x12)/Cube 0: Measurement grid: dx=4mm, dy=4mm, dz=2mm
Reference Value = 12.20 V/m; Power Drift = 0.07 dB
Peak SAR (extrapolated) = 1.22 W/kg
SAR(1 g) = 0.348 W/kg; SAR(10 g) = 0.096 W/kg
Maximum value of SAR (measured) = 0.734 W/kg

This report shall not be reproduced except in full, without the written approval of UL Verification Services Ltd.

242: Back Of EUT Facing Phantom Wi-Fi 802.11a 6Mbps Antenna 2 SISO CH116
Date: 30/7/2014
DUT: A1600; Type: FCC ID: BCGA1600

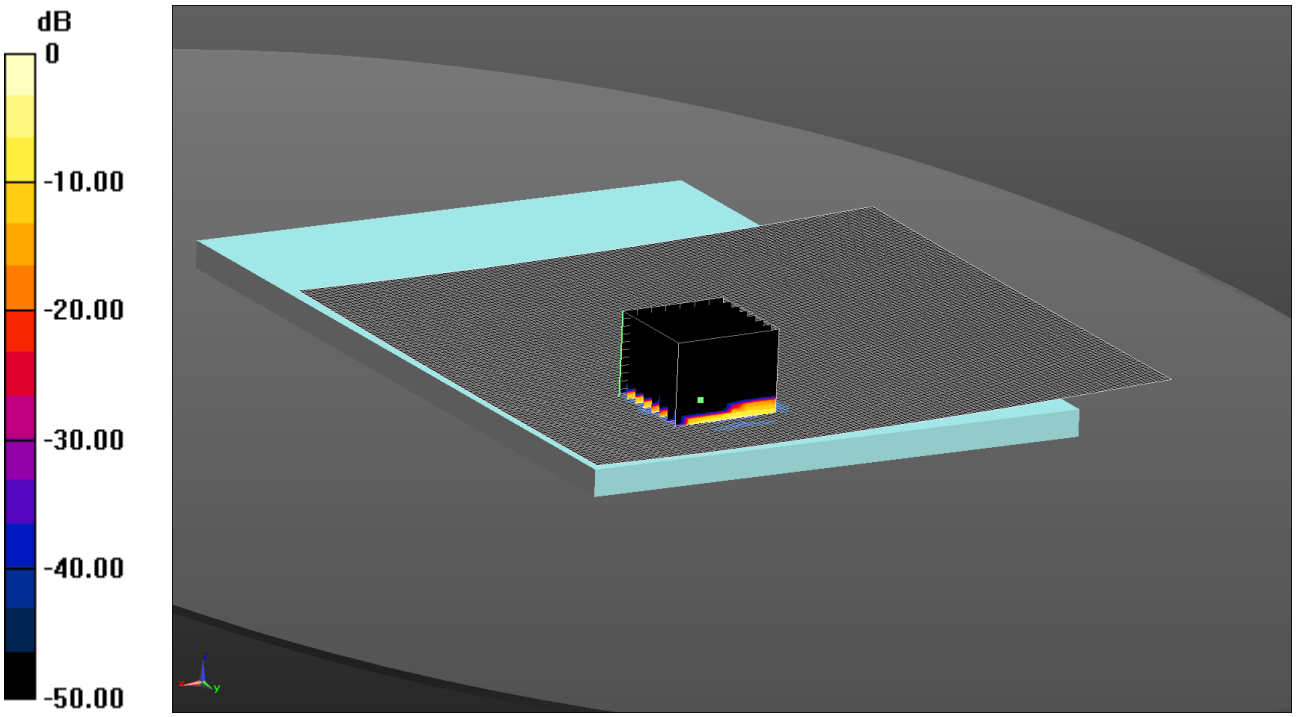

0 dB = 0.131 W/kg = -8.83 dBW/kg

Communication System: UID 0, WLAN 802.11 (0); Frequency: 5580 MHz;Duty Cycle: 1:1
Medium: 5200/5500/5800 MHz MSL Medium parameters used (interpolated): f = 5580 MHz; σ = 5.794 S/m; ε_r = 48.536; ρ = 1000 kg/m^3
Phantom section: Flat Section
DASY4 Configuration:
- Probe: EX3DV4 - SN3814; ConvF(3.74, 3.74, 3.74); Calibrated: 24/9/2013;
- Sensor-Surface: 4mm (Mechanical Surface Detection), Sensor-Surface: 2mm (Mechanical Surface Detection)
- Electronics: DAE4 Sn1438; Calibrated: 12/5/2014
- Phantom: ELI v5.0 (30deg probe tilt); Type: QDOVA002AA; Serial: TP:xxxx
- ; SEMCAD X Version 14.6.10 (7331)

Configuration/Back of EUT Facing Phantom- Middle 2 2/Area Scan (161x151x1): Interpolated grid: dx=1.000 mm, dy=1.000 mm
Maximum value of SAR (interpolated) = 0.0660 W/kg

Configuration/Back of EUT Facing Phantom- Middle 2 2/Zoom Scan (5-6 GHz) (7x7x12) 2 2 (8x8x12)/Cube 0:
Measurement grid: dx=4mm, dy=4mm, dz=2mm
Reference Value = 1.427 V/m; Power Drift = 2.59 dB
Peak SAR (extrapolated) = 0.519 W/kg
SAR(1 g) = 0.050 W/kg; SAR(10 g) = 0.019 W/kg
Maximum value of SAR (measured) = 0.131 W/kg

Note: SAR level measured is very low as equivalent to noise floor.

This report shall not be reproduced except in full, without the written approval of UL Verification Services Ltd.

243: Right Hand Side Of EUT Facing Phantom Wi-Fi 802.11a 6Mbps Antenna 2 SISO CH116
Date: 30/7/2014
DUT: A1600; Type: FCC ID: BCGA1600

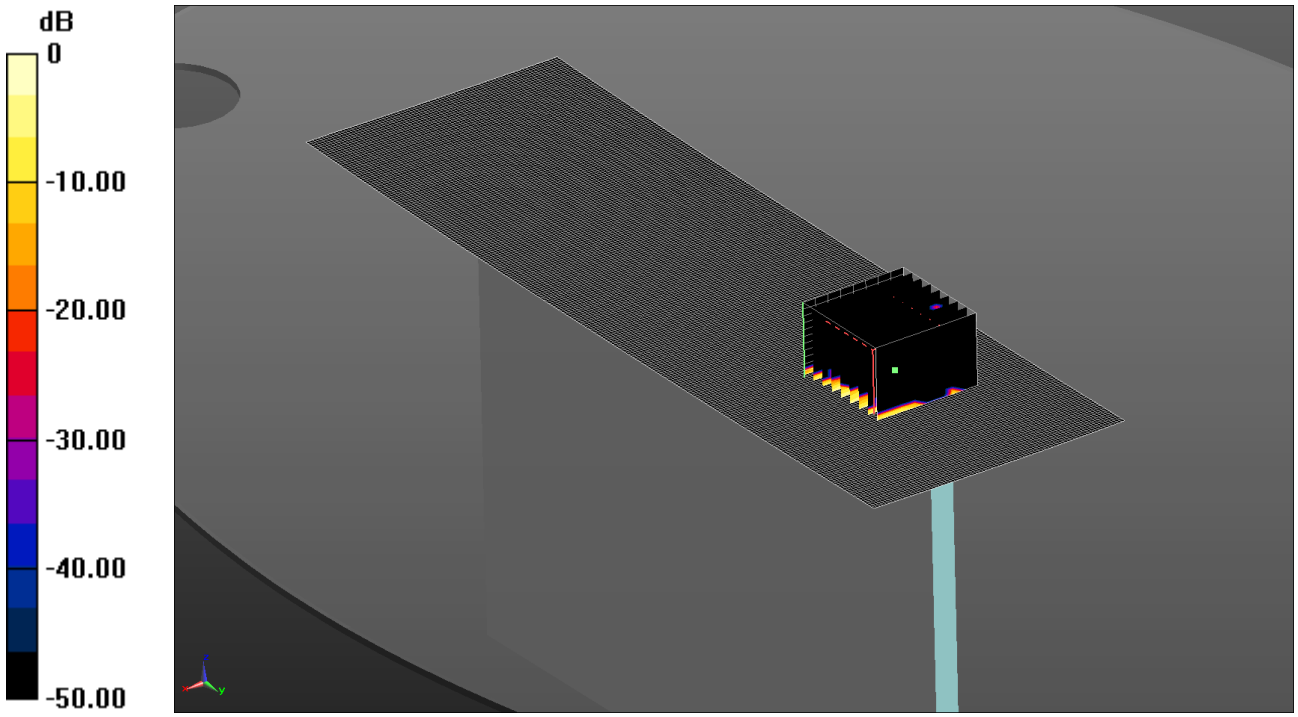

0 dB = 0.0755 W/kg = -11.22 dBW/kg

Communication System: UID 0, WLAN 802.11 (0); Frequency: 5580 MHz;Duty Cycle: 1:1
Medium: 5200/5500/5800 MHz MSL Medium parameters used (interpolated): f = 5580 MHz; σ = 5.794 S/m; ε_r = 48.536; ρ = 1000 kg/m^3
Phantom section: Flat Section
DASY4 Configuration:
- Probe: EX3DV4 - SN3814; ConvF(3.74, 3.74, 3.74); Calibrated: 24/9/2013;
- Sensor-Surface: 4mm (Mechanical Surface Detection), Sensor-Surface: 2mm (Mechanical Surface Detection)
- Electronics: DAE4 Sn1438; Calibrated: 12/5/2014
- Phantom: ELI v5.0 (30deg probe tilt); Type: QDOVA002AA; Serial: TP:xxxx
- ; SEMCAD X Version 14.6.10 (7331)

Configuration/Right Hand Side of EUT Facing Phantom- Middle/Area Scan 2 (81x251x1): Interpolated grid: dx=1.000 mm, dy=1.000 mm
Maximum value of SAR (interpolated) = 0.00665 W/kg

Configuration/Right Hand Side of EUT Facing Phantom- Middle/Zoom Scan (5-6 GHz) (7x7x12) 2 2 (9x9x12)/Cube 0:
Measurement grid: dx=4mm, dy=4mm, dz=2mm
Reference Value = 3.938 V/m; Power Drift = 0.39 dB
Peak SAR (extrapolated) = 0.578 W/kg
SAR(1 g) = 0.049 W/kg; SAR(10 g) = 0.016 W/kg
Maximum value of SAR (measured) = 0.0755 W/kg

Note: SAR level measured is very low as equivalent to noise floor.

This report shall not be reproduced except in full, without the written approval of UL Verification Services Ltd.

244: Bottom Of EUT Facing Phantom Wi-Fi 802.11a 6Mbps Ant2 SISO CH116
Date: 31/7/201
DUT: A1600; Type: FCC ID: BCGA1600

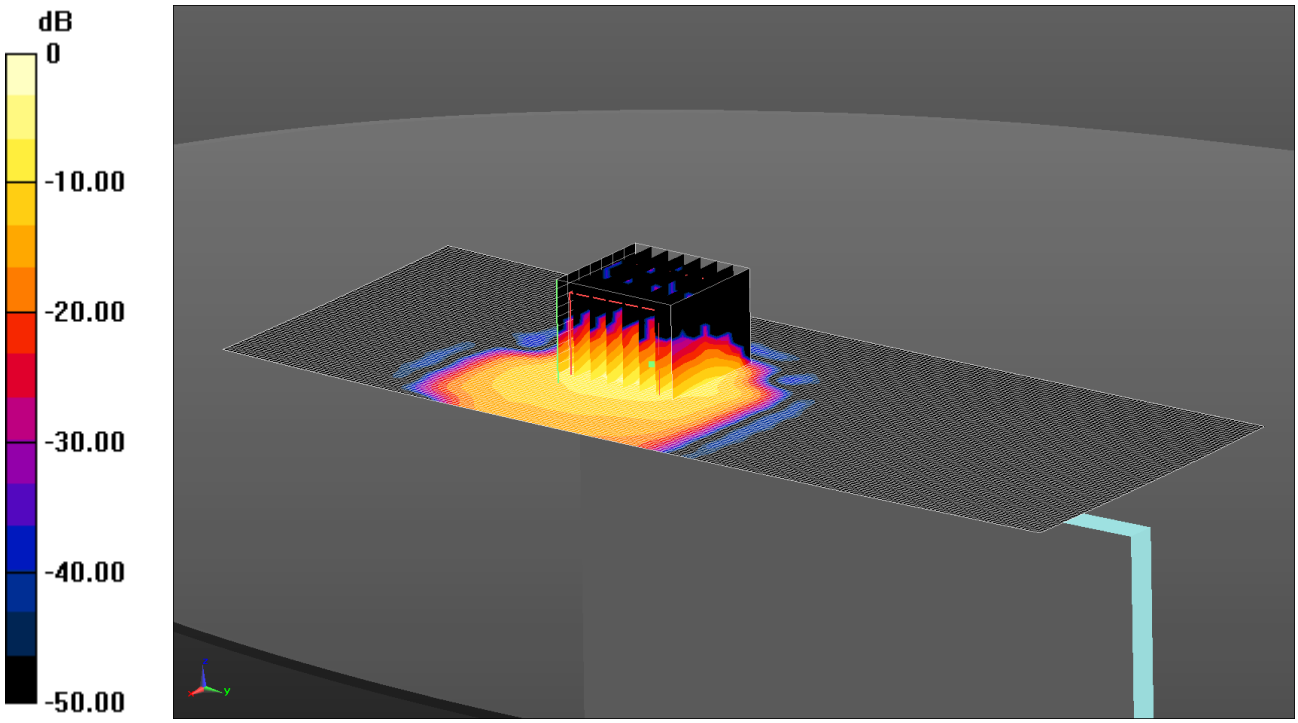

0 dB = 1.82 W/kg = 2.60 dBW/kg

Communication System: UID 0, WLAN 802.11 (0); Frequency: 5580 MHz;Duty Cycle: 1:1
Medium: 5200/5500/5800 MHz MSL Medium parameters used (interpolated): f = 5580 MHz; σ = 5.794 S/m; ε_r = 48.536; ρ = 1000 kg/m^3
Phantom section: Flat Section
DASY4 Configuration:
- Probe: EX3DV4 - SN3814; ConvF(3.74, 3.74, 3.74); Calibrated: 24/9/2013;
- Sensor-Surface: 4mm (Mechanical Surface Detection), Sensor-Surface: 2mm (Mechanical Surface Detection)
- Electronics: DAE4 Sn1438; Calibrated: 12/5/2014
- Phantom: ELI v5.0 (30deg probe tilt); Type: QDOVA002AA; Serial: TP:xxxx
- ; SEMCAD X Version 14.6.10 (7331)

Configuration/Bottom of EUT Facing Phantom - Middle/Area Scan 2 (81x201x1): Interpolated grid: dx=1.000 mm, dy=1.000 mm
Maximum value of SAR (interpolated) = 1.49 W/kg
Configuration/Bottom of EUT Facing Phantom - Middle/Zoom Scan (5-6 GHz) (7x7x12) 2 2 (8x8x12)/Cube 0: Measurement grid: dx=4mm, dy=4mm, dz=2mm
Reference Value = 12.17 V/m; Power Drift = -0.08 dB
Peak SAR (extrapolated) = 3.34 W/kg
SAR(1 g) = 0.876 W/kg; SAR(10 g) = 0.270 W/kg
Maximum value of SAR (measured) = 1.82 W/kg

This report shall not be reproduced except in full, without the written approval of UL Verification Services Ltd.

245: Bottom Of EUT Facing Phantom Wi-Fi 802.11a 6Mbps Ant2 SISO CH100
Date: 30/7/2014
DUT: A1600; Type: FCC ID: BCGA1600

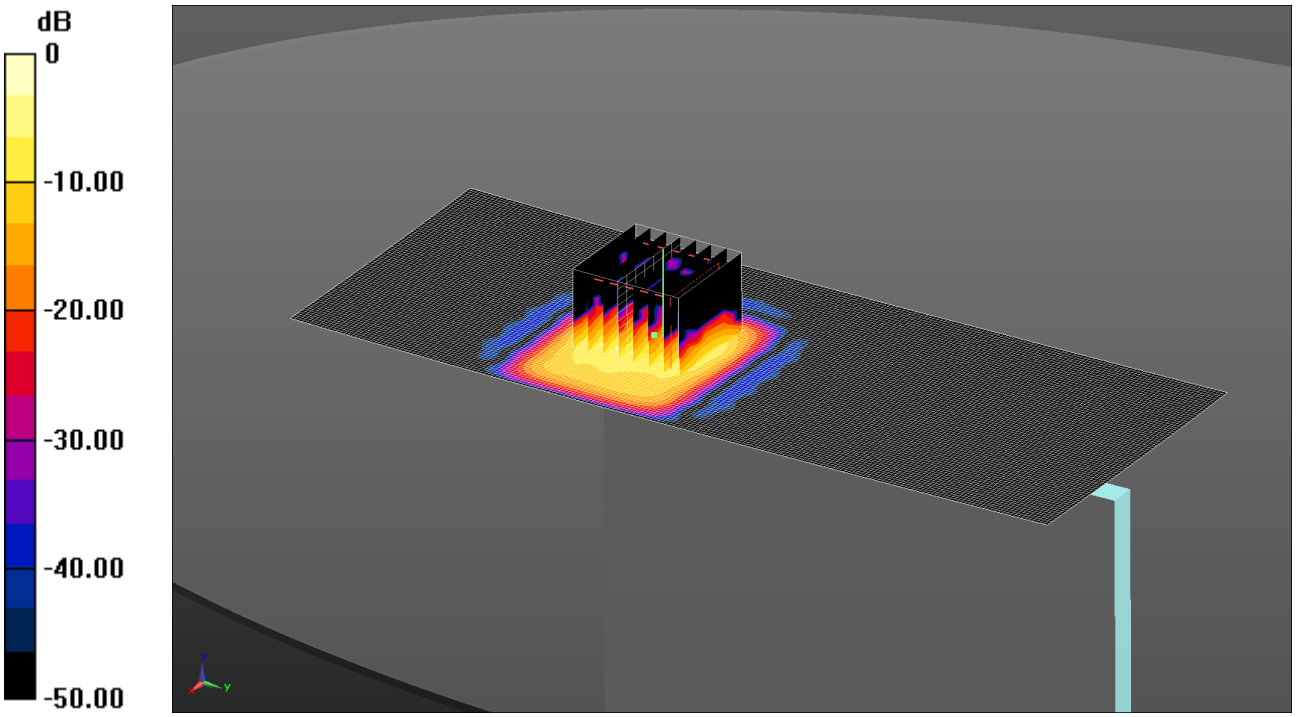

0 dB = 1.01 W/kg = 0.04 dBW/kg

Communication System: UID 0, WLAN 802.11 (0); Frequency: 5500 MHz;Duty Cycle: 1:1
Medium: 5200/5500/5800 MHz MSL Medium parameters used: f = 5500 MHz; σ = 5.643 S/m; ε_r = 48.746; ρ = 1000 kg/m^3
Phantom section: Flat Section
DASY4 Configuration:
- Probe: EX3DV4 - SN3814; ConvF(3.89, 3.89, 3.89); Calibrated: 24/9/2013;
- Sensor-Surface: 4mm (Mechanical Surface Detection), Sensor-Surface: 2mm (Mechanical Surface Detection)
- Electronics: DAE4 Sn1438; Calibrated: 12/5/2014
- Phantom: ELI v5.0 (30deg probe tilt); Type: QDOVA002AA; Serial: TP:xxxx
- ; SEMCAD X Version 14.6.10 (7331)

Configuration/Bottom of EUT Facing Phantom- Low/Area Scan 2 (81x201x1): Interpolated grid: dx=1.000 mm, dy=1.000 mm
Maximum value of SAR (interpolated) = 0.698 W/kg
Configuration/Bottom of EUT Facing Phantom- Low/Zoom Scan (5-6 GHz) (7x7x12) 2 2 (8x8x12)/Cube 0:
Measurement grid: dx=4mm, dy=4mm, dz=2mm
Reference Value = 4.463 V/m; Power Drift = 0.14 dB
Peak SAR (extrapolated) = 1.89 W/kg
SAR(1 g) = 0.507 W/kg; SAR(10 g) = 0.157 W/kg
Maximum value of SAR (measured) = 1.01 W/kg

This report shall not be reproduced except in full, without the written approval of UL Verification Services Ltd.

246: Bottom Of EUT Facing Phantom Wi-Fi 802.11a 6Mbps Ant2 SISO CH140
Date: 30/7/2014
DUT: A1600; Type: FCC ID: BCGA1600

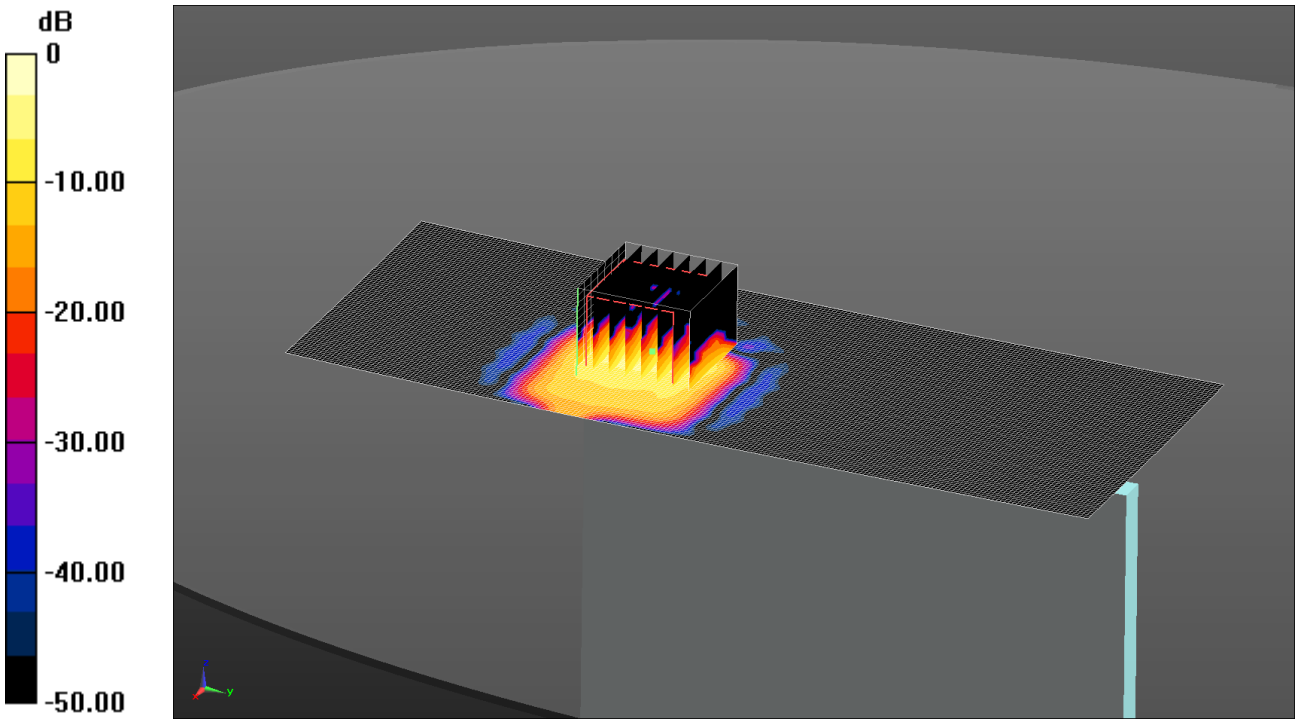

0 dB = 0.915 W/kg = -0.39 dBW/kg

Communication System: UID 0, WLAN 802.11 (0); Frequency: 5700 MHz;Duty Cycle: 1:1
Medium: 5200/5500/5800 MHz MSL Medium parameters used: f = 5700 MHz; σ = 5.961 S/m; ε_r = 48.282; ρ = 1000 kg/m^3
Phantom section: Flat Section
DASY4 Configuration:
- Probe: EX3DV4 - SN3814; ConvF(3.74, 3.74, 3.74); Calibrated: 24/9/2013;
- Sensor-Surface: 4mm (Mechanical Surface Detection), Sensor-Surface: 2mm (Mechanical Surface Detection)
- Electronics: DAE4 Sn1438; Calibrated: 12/5/2014
- Phantom: ELI v5.0 (30deg probe tilt); Type: QDOVA002AA; Serial: TP:xxxx
- ; SEMCAD X Version 14.6.10 (7331)

Configuration/Bottom of EUT Facing Phantom- High/Area Scan 2 (81x201x1): Interpolated grid: dx=1.000 mm, dy=1.000 mm
Maximum value of SAR (interpolated) = 0.633 W/kg
Configuration/Bottom of EUT Facing Phantom- High/Zoom Scan (5-6 GHz) (7x7x12) 2 2 (8x8x12)/Cube 0:
Measurement grid: dx=4mm, dy=4mm, dz=2mm
Reference Value = 5.595 V/m; Power Drift = 0.14 dB
Peak SAR (extrapolated) = 1.68 W/kg
SAR(1 g) = 0.444 W/kg; SAR(10 g) = 0.137 W/kg
Maximum value of SAR (measured) = 0.915 W/kg

This report shall not be reproduced except in full, without the written approval of UL Verification Services Ltd.

247: Back Of EUT Facing Phantom Wi-Fi 802.11n HT20 Ant 1 6.5Mbps SISO CH116
Date: 5/8/2014
DUT: A1600; Type: FCC ID: BCGA1600



0 dB = 0 W/kg = -999.00 dBW/kg

Communication System: UID 0, WLAN 802.11 (0); Frequency: 5580 MHz;Duty Cycle: 1:1
Medium: 5200/5500/5800 MHz MSL Medium parameters used (interpolated): f = 5580 MHz; σ = 5.809 S/m; ε_r = 46.641; ρ = 1000 kg/m^3
Phantom section: Flat Section
DASY4 Configuration:
- Probe: EX3DV4 - SN3814; ConvF(3.74, 3.74, 3.74); Calibrated: 24/9/2013;
- Sensor-Surface: 4mm (Mechanical Surface Detection)
- Electronics: DAE4 Sn1438; Calibrated: 12/5/2014
- Phantom: ELI v5.0 (30deg probe tilt); Type: QDOVA002AA; Serial: TP:xxxx
- ; SEMCAD X Version 14.6.10 (7331)

Configuration/Back of EUT Facing Phantom - Middle/Area Scan 3 (151x111x1): Interpolated grid: dx=1.000 mm, dy=1.000 mm
Maximum value of SAR (interpolated) = 0 W/kg

Note: SAR level measured is very low as equivalent to noise floor on Area Scan, hence the Zoom was not evaluated by DASY.

This report shall not be reproduced except in full, without the written approval of UL Verification Services Ltd.

248: Left Hand Side Of EUT Facing Phantom Wi-Fi 802.11n HT20 Ant 1 6.5Mbps SISO CH116
Date: 5/8/2014
DUT: A1600; Type: FCC ID: BCGA1600

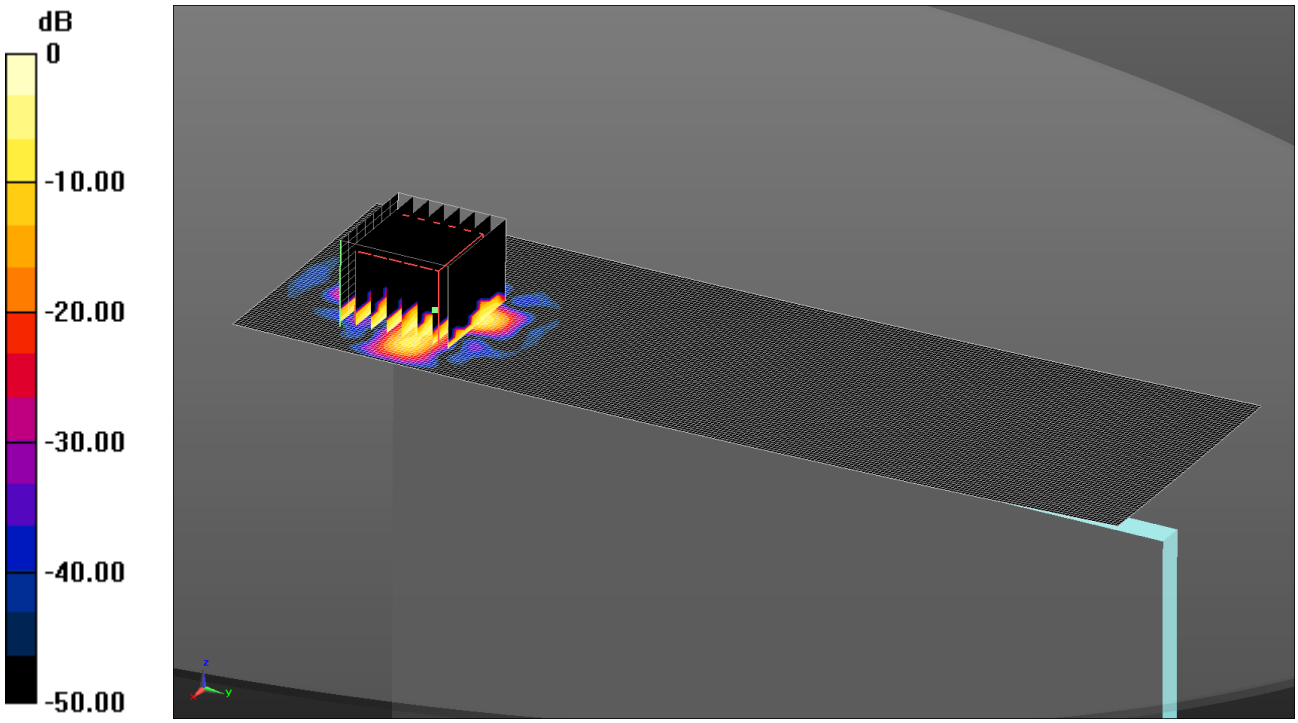

0 dB = 0.180 W/kg = -7.45 dBW/kg

Communication System: UID 0, WLAN 802.11 (0); Frequency: 5580 MHz;Duty Cycle: 1:1
Medium: 5200/5500/5800 MHz MSL Medium parameters used (interpolated): f = 5580 MHz; σ = 5.809 S/m; ε_r = 46.641; ρ = 1000 kg/m^3
Phantom section: Flat Section
DASY4 Configuration:
- Probe: EX3DV4 - SN3814; ConvF(3.74, 3.74, 3.74); Calibrated: 24/9/2013;
- Sensor-Surface: 4mm (Mechanical Surface Detection), Sensor-Surface: 2mm (Mechanical Surface Detection)
- Electronics: DAE4 Sn1438; Calibrated: 12/5/2014
- Phantom: ELI v5.0 (30deg probe tilt); Type: QDOVA002AA; Serial: TP:xxxx
- ; SEMCAD X Version 14.6.10 (7331)

Configuration/Left Hand Side of EUT Facing Phantom- Middle/Area Scan (71x231x1): Interpolated grid: dx=1.000 mm, dy=1.000 mm
Maximum value of SAR (interpolated) = 0.0892 W/kg
Configuration/Left Hand Side of EUT Facing Phantom- Middle/Zoom Scan (5-6 GHz) (7x7x12) 2 2 (8x8x12)/Cube 0:
Measurement grid: dx=4mm, dy=4mm, dz=2mm
Reference Value = 3.851 V/m; Power Drift = -0.19 dB
Peak SAR (extrapolated) = 0.383 W/kg
SAR(1 g) = 0.066 W/kg; SAR(10 g) = 0.024 W/kg
Maximum value of SAR (measured) = 0.180 W/kg

Note: SAR level measured is very low as equivalent to noise floor.

This report shall not be reproduced except in full, without the written approval of UL Verification Services Ltd.

249: Bottom Of EUT Facing Phantom Wi-Fi 802.11n HT20 Ant 1 6.5Mbps SISO CH116
Date: 6/8/2014
DUT: A1600; Type: FCC ID: BCGA1600

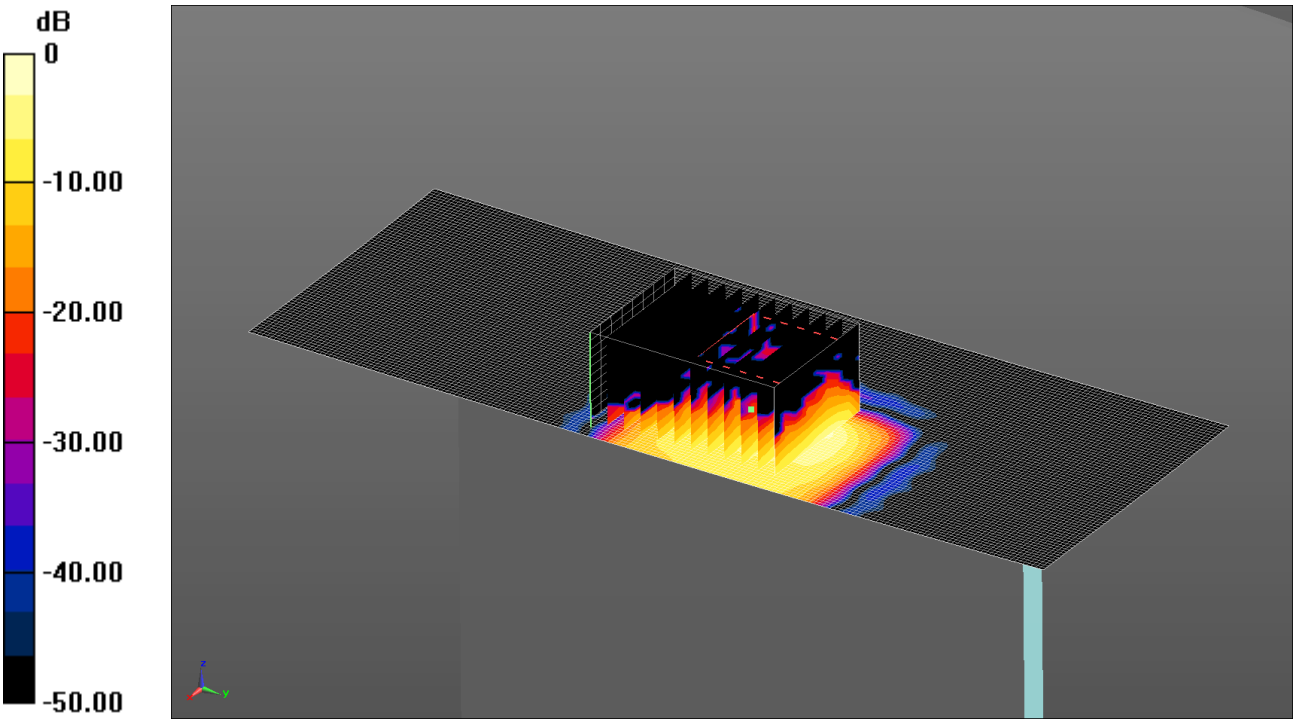

0 dB = 0.842 W/kg = -0.75 dBW/kg

Communication System: UID 0, WLAN 802.11 (0); Frequency: 5580 MHz;Duty Cycle: 1:1
Medium: 5200/5500/5800 MHz MSL Medium parameters used (interpolated): f = 5580 MHz; σ = 5.809 S/m; ε_r = 46.641; ρ = 1000 kg/m^3
Phantom section: Flat Section
DASY4 Configuration:
- Probe: EX3DV4 - SN3814; ConvF(3.74, 3.74, 3.74); Calibrated: 24/9/2013;
- Sensor-Surface: 4mm (Mechanical Surface Detection), Sensor-Surface: 2mm (Mechanical Surface Detection)
- Electronics: DAE4 Sn1438; Calibrated: 12/5/2014
- Phantom: ELI v5.0 (30deg probe tilt); Type: QDOVA002AA; Serial: TP:xxxx
- ; SEMCAD X Version 14.6.10 (7331)

Configuration/Bottom of EUT Facing Phantom - Middle/Area Scan 2 3 (71x191x1): Interpolated grid: dx=1.000 mm, dy=1.000 mm
Maximum value of SAR (interpolated) = 0.816 W/kg
Configuration/Bottom of EUT Facing Phantom - Middle/Zoom Scan (5-6 GHz) (7x7x12) 2 2 (9x12x12)/Cube 0:
Measurement grid: dx=4mm, dy=4mm, dz=2mm
Reference Value = 0 V/m; Power Drift = 0.00 dB
Peak SAR (extrapolated) = 1.48 W/kg
SAR(1 g) = 0.427 W/kg; SAR(10 g) = 0.151 W/kg
Maximum value of SAR (measured) = 0.842 W/kg

This report shall not be reproduced except in full, without the written approval of UL Verification Services Ltd.

250: Bottom Of EUT Facing Phantom Wi-Fi 802.11n HT20 Ant 1 6.5Mbps SISO CH100
Date: 12/8/2014
DUT: A1600; Type: FCC ID: BCGA1600

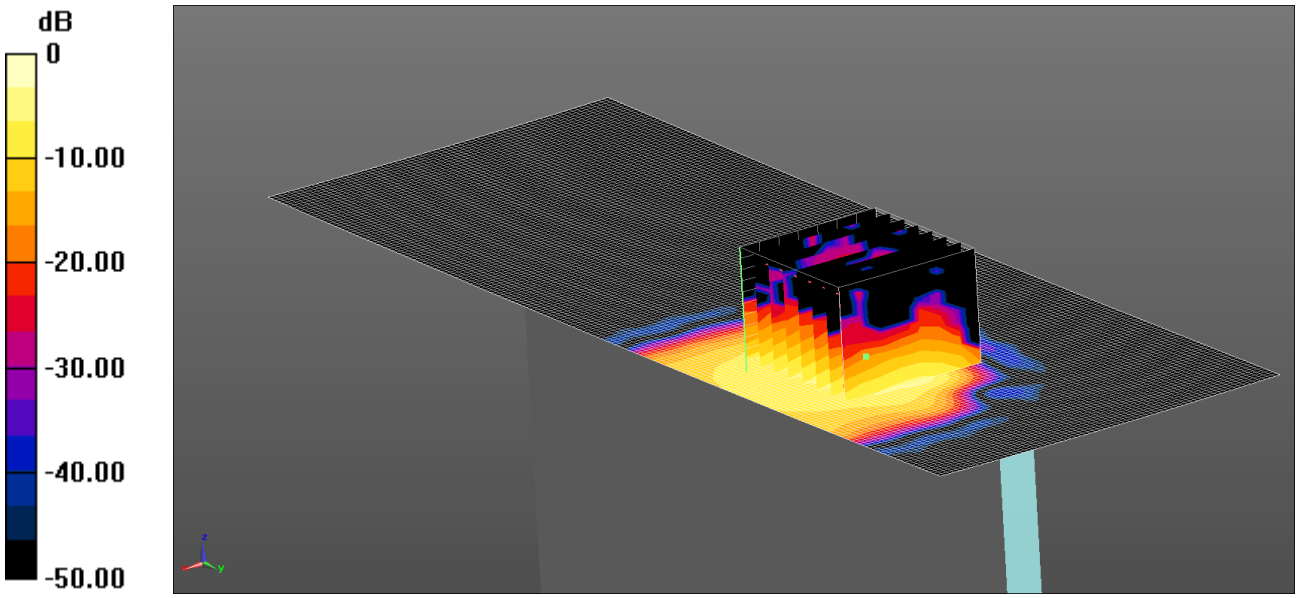

0 dB = 0.919 W/kg = -0.37 dBW/kg

Communication System: UID 0, WLAN 802.11 (0); Frequency: 5500 MHz;Duty Cycle: 1:1
Medium: 5200/5500/5800 MHz MSL Medium parameters used: f = 5500 MHz; σ = 5.668 S/m; ε_r = 47.052; ρ = 1000 kg/m^3
Phantom section: Flat Section
DASY4 Configuration:
- Probe: EX3DV4 - SN3814; ConvF(3.89, 3.89, 3.89); Calibrated: 24/9/2013;
- Sensor-Surface: 4mm (Mechanical Surface Detection), Sensor-Surface: 2mm (Mechanical Surface Detection)
- Electronics: DAE4 Sn1438; Calibrated: 12/5/2014
- Phantom: ELI v5.0 (30deg probe tilt); Type: QDOVA002AA; Serial: TP:xxxx
- ; SEMCAD X Version 14.6.10 (7331)

Configuration/Bottom of EUT Facing Phantom - Middle/Area Scan 2 3 (71x191x1): Interpolated grid: dx=1.000 mm, dy=1.000 mm
Maximum value of SAR (interpolated) = 1.06 W/kg

Configuration/Bottom of EUT Facing Phantom - Middle/Zoom Scan (5-6 GHz) (7x7x12) 2 2 (8x8x12)/Cube 0:
Measurement grid: dx=4mm, dy=4mm, dz=2mm
Reference Value =10.89 V/m; Power Drift = 0.01 dB
Peak SAR (extrapolated) = 1.57 W/kg
SAR(1 g) = 0.478 W/kg; SAR(10 g) = 0.167 W/kg
Maximum value of SAR (measured) = 0.919 W/kg

This report shall not be reproduced except in full, without the written approval of UL Verification Services Ltd.

251: Bottom Of EUT Facing Phantom Wi-Fi 802.11n HT20 Ant 1 6.5Mbps SISO CH140
Date: 12/8/2014
DUT: A1600; Type: FCC ID: BCGA1600

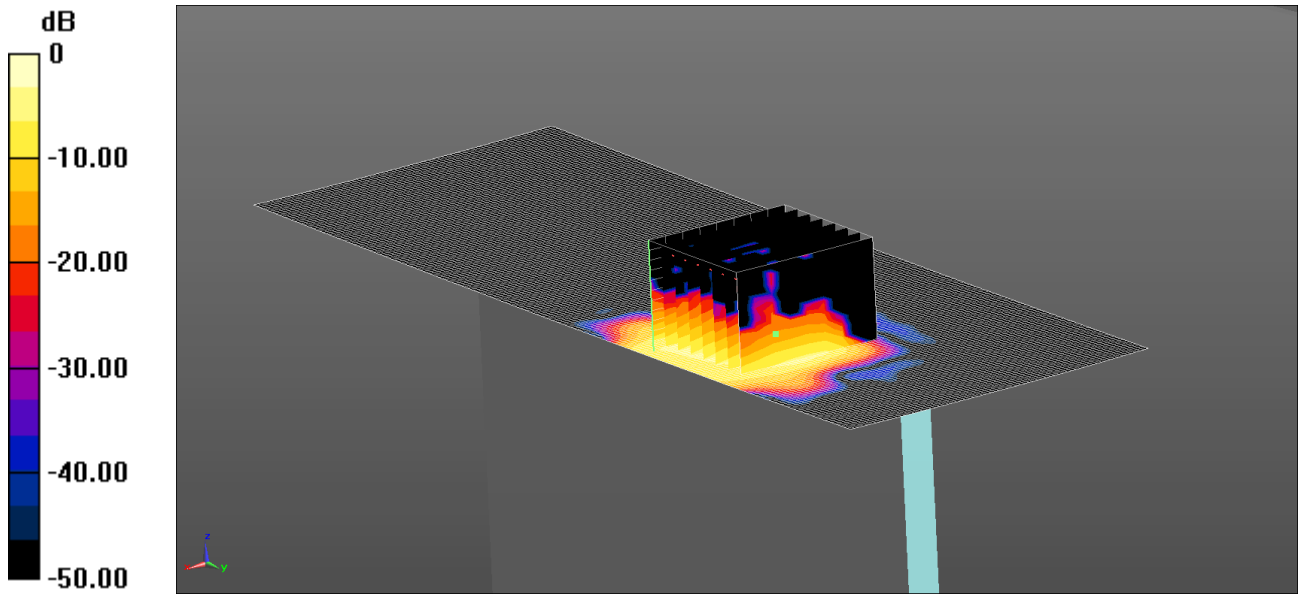

0 dB = 0.686 W/kg = -1.64 dBW/kg

Communication System: UID 0, WLAN 802.11 (0); Frequency: 5700 MHz;Duty Cycle: 1:1
Medium: 5200/5500/5800 MHz MSL Medium parameters used: f = 5700 MHz; σ = 5.992 S/m; ε_r = 46.538; ρ = 1000 kg/m^3
Phantom section: Flat Section
DASY4 Configuration:
- Probe: EX3DV4 - SN3814; ConvF(3.74, 3.74, 3.74); Calibrated: 24/9/2013;
- Sensor-Surface: 4mm (Mechanical Surface Detection), Sensor-Surface: 2mm (Mechanical Surface Detection)
- Electronics: DAE4 Sn1438; Calibrated: 12/5/2014
- Phantom: ELI v5.0 (30deg probe tilt); Type: QDOVA002AA; Serial: TP:xxxx
- ; SEMCAD X Version 14.6.10 (7331)

Configuration/Bottom of EUT Facing Phantom - Middle/Area Scan 2 3 (71x191x1): Interpolated grid: dx=1.000 mm, dy=1.000 mm
Maximum value of SAR (interpolated) = 0.484 W/kg
Configuration/Bottom of EUT Facing Phantom - Middle/Zoom Scan (5-6 GHz) (7x7x12) 2 2 (9x8x12)/Cube 0:
Measurement grid: dx=4mm, dy=4mm, dz=2mm
Reference Value = 8.78 V/m; Power Drift = 0.01 dB
Peak SAR (extrapolated) = 1.21 W/kg
SAR(1 g) = 0.340 W/kg; SAR(10 g) = 0.121 W/kg
Maximum value of SAR (measured) = 0.686 W/kg

This report shall not be reproduced except in full, without the written approval of UL Verification Services Ltd.

252: Back Of EUT Facing Phantom Wi-Fi 802.11n HT20 Ant 2 6.5Mbps SISO CH116
Date: 6/8/2014
DUT: A1600; Type: FCC ID: BCGA1600



0 dB = 0.103 W/kg = -9.87 dBW/kg

Communication System: UID 0, WLAN 802.11 (0); Frequency: 5580 MHz;Duty Cycle: 1:1
Medium: 5200/5500/5800 MHz MSL Medium parameters used (interpolated): f = 5580 MHz; σ = 5.809 S/m; ε_r = 46.641; ρ = 1000 kg/m^3
Phantom section: Flat Section
DASY4 Configuration:
- Probe: EX3DV4 - SN3814; ConvF(3.74, 3.74, 3.74); Calibrated: 24/9/2013;
- Sensor-Surface: 4mm (Mechanical Surface Detection), Sensor-Surface: 2mm (Mechanical Surface Detection)
- Electronics: DAE4 Sn1438; Calibrated: 12/5/2014
- Phantom: ELI v5.0 (30deg probe tilt); Type: QDOVA002AA; Serial: TP:xxxx
- ; SEMCAD X Version 14.6.10 (7331)

Configuration/Back of EUT Facing Phantom - Middle/Area Scan 3 (151x111x1): Interpolated grid: dx=1.000 mm, dy=1.000 mm
Maximum value of SAR (interpolated) = 0.0436 W/kg
Configuration/Back of EUT Facing Phantom - Middle/Zoom Scan (5-6 GHz) (7x7x12) (8x8x12)/Cube 0: Measurement grid: dx=4mm, dy=4mm, dz=2mm
Reference Value = 3.66 V/m; Power Drift = 0.018 dB
Peak SAR (extrapolated) = 0.481 W/kg
SAR(1 g) = 0.042 W/kg; SAR(10 g) = 0.016 W/kg
Maximum value of SAR (measured) = 0.103 W/kg

Note: SAR level measured is very low as equivalent to noise floor.

This report shall not be reproduced except in full, without the written approval of UL Verification Services Ltd.

253: Right Hand Side Of EUT Facing Phantom Wi-Fi 802.11n HT20 Ant 2 6.5Mbps SISO CH116
Date: 6/8/2014
DUT: A1600; Type: FCC ID: BCGA1600



0 dB = 0 W/kg = -999.00 dBW/kg

Communication System: UID 0, WLAN 802.11 (0); Frequency: 5580 MHz;Duty Cycle: 1:1
Medium: 5200/5500/5800 MHz MSL Medium parameters used (interpolated): f = 5580 MHz; σ = 5.809 S/m; ε_r = 46.641; ρ = 1000 kg/m^3
Phantom section: Flat Section
DASY4 Configuration:
- Probe: EX3DV4 - SN3814; ConvF(3.74, 3.74, 3.74); Calibrated: 24/9/2013;
- Sensor-Surface: 4mm (Mechanical Surface Detection)
- Electronics: DAE4 Sn1438; Calibrated: 12/5/2014
- Phantom: ELI v5.0 (30deg probe tilt); Type: QDOVA002AA; Serial: TP:xxxx
- ; SEMCAD X Version 14.6.10 (7331)

Configuration/Right Hand Side of EUT Facing Phantom- Middle/Area Scan (101x121x1): Interpolated grid: dx=1.000 mm, dy=1.000 mm
Maximum value of SAR (interpolated) = 0 W/kg

Note: SAR level measured is very low as equivalent to noise floor on Area Scan, hence the Zoom was not evaluated by DASY.

This report shall not be reproduced except in full, without the written approval of UL Verification Services Ltd.

254: Bottom Of EUT Facing Phantom Wi-Fi 802.11n HT20 Ant 2 6.5Mbps SISO CH116
Date: 6/8/2014
DUT: A1600; Type: FCC ID: BCGA1600

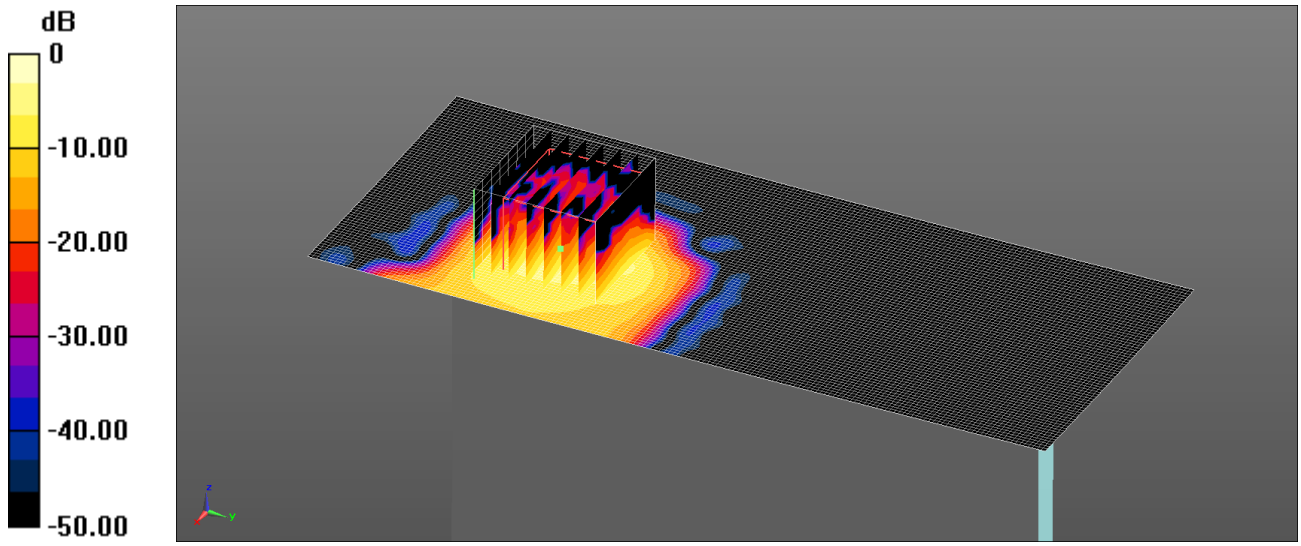

0 dB = 1.39 W/kg = 1.43 dBW/kg

Communication System: UID 0, WLAN 802.11 (0); Frequency: 5580 MHz;Duty Cycle: 1:1
Medium: 5200/5500/5800 MHz MSL Medium parameters used (interpolated): f = 5580 MHz; σ = 5.809 S/m; ε_r = 46.641; ρ = 1000 kg/m^3
Phantom section: Flat Section
DASY4 Configuration:
- Probe: EX3DV4 - SN3814; ConvF(3.74, 3.74, 3.74); Calibrated: 24/9/2013;
- Sensor-Surface: 4mm (Mechanical Surface Detection), Sensor-Surface: 2mm (Mechanical Surface Detection)
- Electronics: DAE4 Sn1438; Calibrated: 12/5/2014
- Phantom: ELI v5.0 (30deg probe tilt); Type: QDOVA002AA; Serial: TP:xxxx
- ; SEMCAD X Version 14.6.10 (7331)

Configuration/Bottom of EUT Facing Phantom - Middle/Area Scan 2 3 (71x171x1): Interpolated grid: dx=1.000 mm, dy=1.000 mm
Maximum value of SAR (interpolated) = 1.06 W/kg
Configuration/Bottom of EUT Facing Phantom - Middle/Zoom Scan (5-6 GHz) (7x7x12) 2 2 (8x8x12)/Cube 0:
Measurement grid: dx=4mm, dy=4mm, dz=2mm
Reference Value = 14.62 V/m; Power Drift = -0.12 dB
Peak SAR (extrapolated) = 2.55 W/kg
SAR(1 g) = 0.710 W/kg; SAR(10 g) = 0.230 W/kg
Maximum value of SAR (measured) = 1.39 W/kg

This report shall not be reproduced except in full, without the written approval of UL Verification Services Ltd.

255: Bottom Of EUT Facing Phantom Wi-Fi 802.11n HT20 Ant 2 6.5Mbps SISO CH100
Date: 12/8/2014
DUT: A1600; Type: FCC ID: BCGA1600

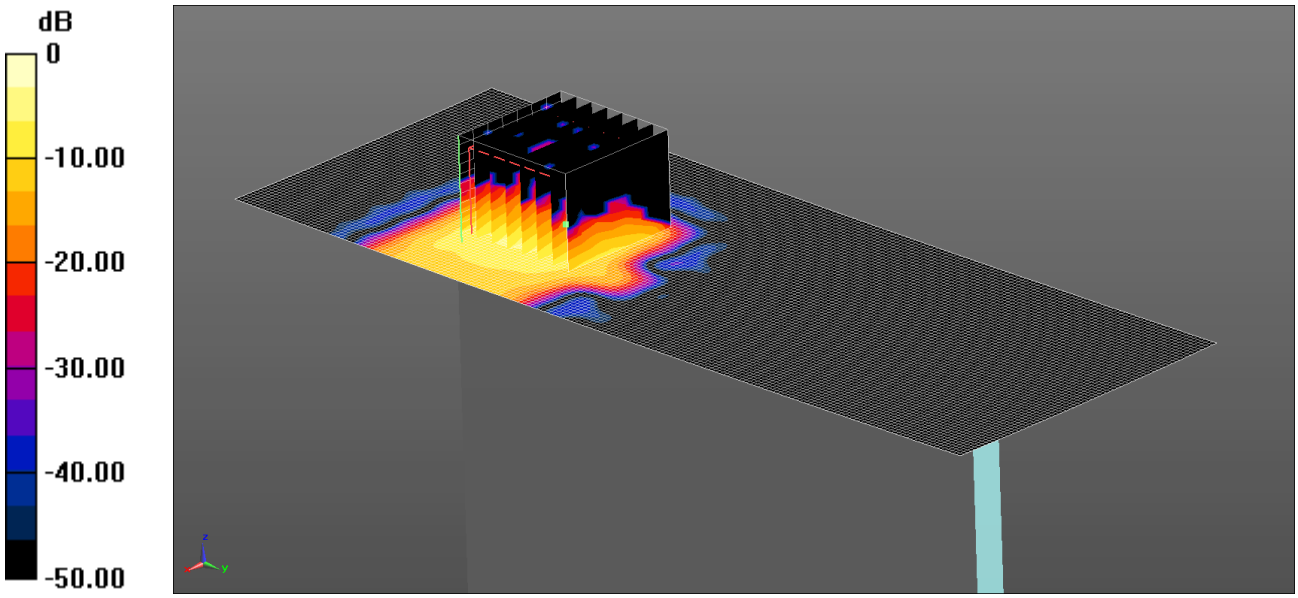

0 dB = 0.841 W/kg = -0.75 dBW/kg

Communication System: UID 0, WLAN 802.11 (0); Frequency: 5500 MHz;Duty Cycle: 1:1
Medium: 5200/5500/5800 MHz MSL Medium parameters used: f = 5500 MHz; σ = 5.668 S/m; ε_r = 47.052; ρ = 1000 kg/m^3
Phantom section: Flat Section
DASY4 Configuration:
- Probe: EX3DV4 - SN3814; ConvF(3.89, 3.89, 3.89); Calibrated: 24/9/2013;
- Sensor-Surface: 4mm (Mechanical Surface Detection), Sensor-Surface: 2mm (Mechanical Surface Detection)
- Electronics: DAE4 Sn1438; Calibrated: 12/5/2014
- Phantom: ELI v5.0 (30deg probe tilt); Type: QDOVA002AA; Serial: TP:xxxx
- ; SEMCAD X Version 14.6.10 (7331)

Configuration/Bottom of EUT Facing Phantom - Middle/Area Scan 2 3 (71x191x1): Interpolated grid: dx=1.000 mm, dy=1.000 mm
Maximum value of SAR (interpolated) = 0.595 W/kg

Configuration/Bottom of EUT Facing Phantom - Middle/Zoom Scan (5-6 GHz) (7x7x12) 2 2 (8x8x12)/Cube 0:
Measurement grid: dx=4mm, dy=4mm, dz=2mm
Reference Value = 9.87 V/m; Power Drift = 0.02 dB
Peak SAR (extrapolated) = 1.40 W/kg
SAR(1 g) = 0.424 W/kg; SAR(10 g) = 0.134 W/kg
Maximum value of SAR (measured) = 0.841 W/kg

This report shall not be reproduced except in full, without the written approval of UL Verification Services Ltd.

256: Bottom Of EUT Facing Phantom Wi-Fi 802.11n HT20 Ant 2 6.5Mbps SISO CH140
Date: 12/8/2014
DUT: A1600; Type: FCC ID: BCGA1600



0 dB = 0.728 W/kg = -1.38 dBW/kg

Communication System: UID 0, WLAN 802.11 (0); Frequency: 5700 MHz;Duty Cycle: 1:1
Medium: 5200/5500/5800 MHz MSL Medium parameters used: f = 5700 MHz; σ = 5.992 S/m; ε_r = 46.538; ρ = 1000 kg/m^3
Phantom section: Flat Section
DASY4 Configuration:
- Probe: EX3DV4 - SN3814; ConvF(3.74, 3.74, 3.74); Calibrated: 24/9/2013;
- Sensor-Surface: 4mm (Mechanical Surface Detection), Sensor-Surface: 2mm (Mechanical Surface Detection)
- Electronics: DAE4 Sn1438; Calibrated: 12/5/2014
- Phantom: ELI v5.0 (30deg probe tilt); Type: QDOVA002AA; Serial: TP:xxxx
- ; SEMCAD X Version 14.6.10 (7331)

Configuration/Bottom of EUT Facing Phantom - Middle/Area Scan 2 3 (71x191x1): Interpolated grid: dx=1.000 mm, dy=1.000 mm
Maximum value of SAR (interpolated) = 0.584 W/kg
Configuration/Bottom of EUT Facing Phantom - Middle/Zoom Scan (5-6 GHz) (7x7x12) 2 2 (9x9x12)/Cube 0:
Measurement grid: dx=4mm, dy=4mm, dz=2mm
Reference Value = 8.75 V/m; Power Drift = 0.04 dB
Peak SAR (extrapolated) = 1.57 W/kg
SAR(1 g) = 0.364 W/kg; SAR(10 g) = 0.113 W/kg
Maximum value of SAR (measured) = 0.728 W/kg

This report shall not be reproduced except in full, without the written approval of UL Verification Services Ltd.

257: Back Of EUT Facing Phantom Wi-Fi 802.11n HT20 Ant 1&2 6Mbps MIMO CH116
Date: 6/8/2014
DUT: A1600; Type: FCC ID: BCGA1600



0 dB = 0 W/kg = -999.00 dBW/kg

Communication System: UID 0, WLAN 802.11 (0); Frequency: 5580 MHz;Duty Cycle: 1:1
Medium: 5200/5500/5800 MHz MSL Medium parameters used (interpolated): f = 5580 MHz; σ = 5.928 S/m; ε_r = 47.082; ρ = 1000 kg/m^3
Phantom section: Flat Section
DASY4 Configuration:
- Probe: EX3DV4 - SN3814; ConvF(3.74, 3.74, 3.74); Calibrated: 24/9/2013;
- Sensor-Surface: 4mm (Mechanical Surface Detection)
- Electronics: DAE4 Sn1438; Calibrated: 12/5/2014
- Phantom: ELI v5.0 (30deg probe tilt); Type: QDOVA002AA; Serial: TP:xxxx
- ; SEMCAD X Version 14.6.10 (7331)

Configuration/Back of EUT Facing Phantom - Middle/Area Scan 3 (151x111x1): Interpolated grid: dx=1.000 mm, dy=1.000 mm
Maximum value of SAR (interpolated) = 0 W/kg

Note: SAR level measured is very low as equivalent to noise floor on Area Scan, hence the Zoom was not evaluated by DASY.

This report shall not be reproduced except in full, without the written approval of UL Verification Services Ltd.

258: Right Hand Side Of EUT Facing Phantom Wi-Fi 802.11n HT20 Ant 1&2 6Mbps MIMO CH116
Date: 6/8/2014
DUT: A1600; Type: FCC ID: BCGA1600



0 dB = 0 W/kg = -999.00 dBW/kg

Communication System: UID 0, WLAN 802.11 (0); Frequency: 5580 MHz;Duty Cycle: 1:1
Medium: 5200/5500/5800 MHz MSL Medium parameters used (interpolated): f = 5580 MHz; σ = 5.928 S/m; ε_r = 47.082; ρ = 1000 kg/m^3
Phantom section: Flat Section
DASY4 Configuration:
- Probe: EX3DV4 - SN3814; ConvF(3.74, 3.74, 3.74); Calibrated: 24/9/2013;
- Sensor-Surface: 4mm (Mechanical Surface Detection)
- Electronics: DAE4 Sn1438; Calibrated: 12/5/2014
- Phantom: ELI v5.0 (30deg probe tilt); Type: QDOVA002AA; Serial: TP:xxxx
- ; SEMCAD X Version 14.6.10 (7331)

Configuration/Right Hand Side of EUT Facing Phantom- Middle/Area Scan (101x121x1): Interpolated grid: dx=1.000 mm, dy=1.000 mm
Maximum value of SAR (interpolated) = 0 W/kg

Note: SAR level measured is very low as equivalent to noise floor on Area Scan, hence the Zoom was not evaluated by DASY.

This report shall not be reproduced except in full, without the written approval of UL Verification Services Ltd.

259: Left Hand Side Of EUT Facing Phantom Wi-Fi 802.11n HT20 Ant 1&2 6Mbps MIMO CH116
Date: 6/8/2014
DUT: A1600; Type: FCC ID: BCGA1600



0 dB = 0 W/kg = -999.00 dBW/kg

Communication System: UID 0, WLAN 802.11 (0); Frequency: 5580 MHz;Duty Cycle: 1:1
Medium: 5200/5500/5800 MHz MSL Medium parameters used (interpolated): f = 5580 MHz; σ = 5.928 S/m; ε_r = 47.082; ρ = 1000 kg/m^3
Phantom section: Flat Section
DASY4 Configuration:
- Probe: EX3DV4 - SN3814; ConvF(3.74, 3.74, 3.74); Calibrated: 24/9/2013;
- Sensor-Surface: 4mm (Mechanical Surface Detection)
- Electronics: DAE4 Sn1438; Calibrated: 12/5/2014
- Phantom: ELI v5.0 (30deg probe tilt); Type: QDOVA002AA; Serial: TP:xxxx
- ; SEMCAD X Version 14.6.10 (7331)

Configuration/Left Hand Side of EUT Facing Phantom- Middle/Area Scan (101x121x1): Interpolated grid: dx=1.000 mm, dy=1.000 mm

Maximum value of SAR (interpolated) = 0 W/kg

Note: SAR level measured is very low as equivalent to noise floor on Area Scan, hence the Zoom was not evaluated by DASY.

This report shall not be reproduced except in full, without the written approval of UL Verification Services Ltd.

260: Bottom Of EUT Facing Phantom Wi-Fi 802.11n HT20 Ant 1&2 6Mbps MIMO CH116
Date: 06/08/2014
DUT: A1600; Type: FCC ID: BCGA1600

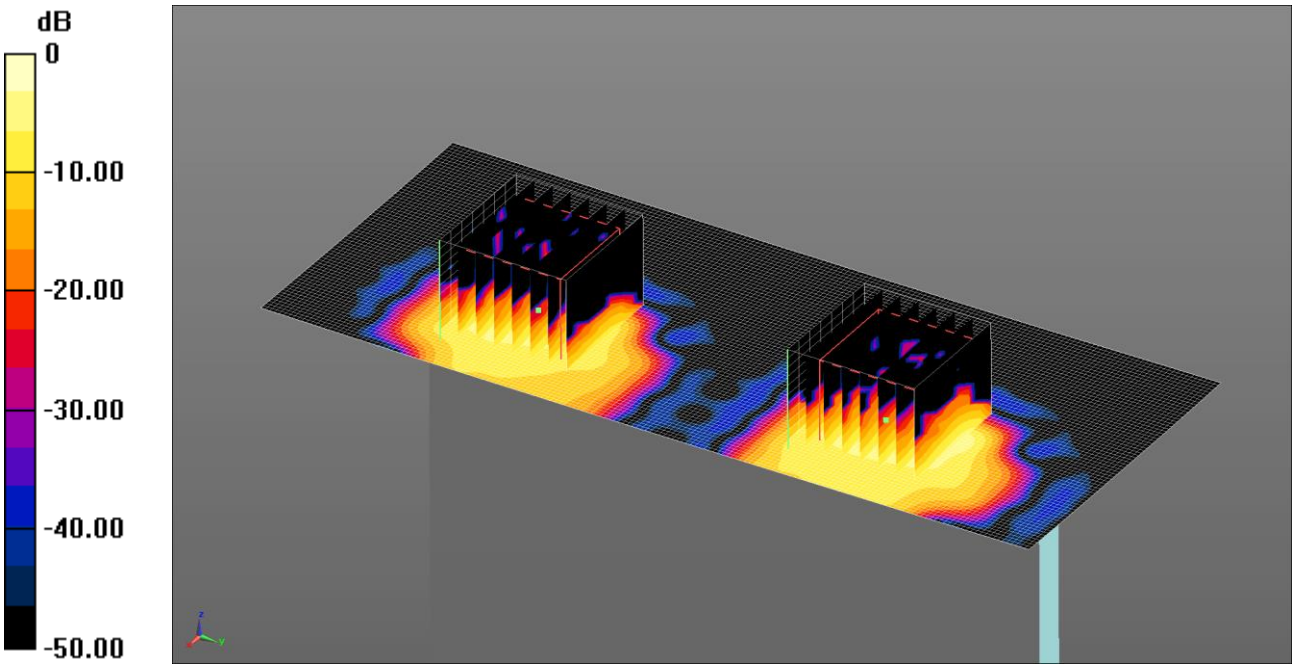

0 dB = 0.700 W/kg = -1.55 dBW/kg

Communication System: UID 0, WLAN 802.11 (0); Frequency: 5580 MHz;Duty Cycle: 1:1
Medium: 5200/5500/5800 MHz MSL Medium parameters used (interpolated): f = 5580 MHz; σ = 5.809 S/m; ε_r = 46.641; ρ = 1000 kg/m^3
Phantom section: Flat Section
DASY4 Configuration:
- Probe: EX3DV4 - SN3814; ConvF(3.74, 3.74, 3.74); Calibrated: 24/09/2013;
- Sensor-Surface: 4mm (Mechanical Surface Detection), Sensor-Surface: 2mm (Mechanical Surface Detection)
- Electronics: DAE4 Sn1438; Calibrated: 12/05/2014
- Phantom: ELI v5.0 (30deg probe tilt); Type: QDOVA002AA; Serial: TP:xxxx
- ; SEMCAD X Version 14.6.10 (7164)

Configuration/Bottom of EUT Facing Phantom - Middle/Area Scan 2 3 (71x171x1): Interpolated grid: dx=1.000 mm, dy=1.000 mm
Maximum value of SAR (interpolated) = 0.764 W/kg
Configuration/Bottom of EUT Facing Phantom - Middle/Zoom Scan (5-6 GHz) (7x7x12) 2 2 (8x8x12)/Cube 0:
Measurement grid: dx=4mm, dy=4mm, dz=2mm
Reference Value = 8.78 V/m; Power Drift = 0.05 dB
Peak SAR (extrapolated) = 1.36 W/kg
SAR(1 g) = 0.385 W/kg; SAR(10 g) = 0.119 W/kg
Maximum value of SAR (measured) = 0.781 W/kg
Configuration/Bottom of EUT Facing Phantom - Middle/Zoom Scan (5-6 GHz) (7x7x12) 2 2 (8x8x12)/Cube 1:
Measurement grid: dx=4mm, dy=4mm, dz=2mm
Reference Value = 8.78 V/m; Power Drift = 0.05 dB
Peak SAR (extrapolated) = 1.21 W/kg
SAR(1 g) = 0.353 W/kg; SAR(10 g) = 0.122 W/kg
Maximum value of SAR (measured) = 0.700 W/kg

This report shall not be reproduced except in full, without the written approval of UL Verification Services Ltd.

261: Bottom Of EUT Facing Phantom Wi-Fi 802.11n HT20 Ant 1&2 6Mbps MIMO CH100
Date: 12/8/2014
DUT: A1600; Type: FCC ID: BCGA1600

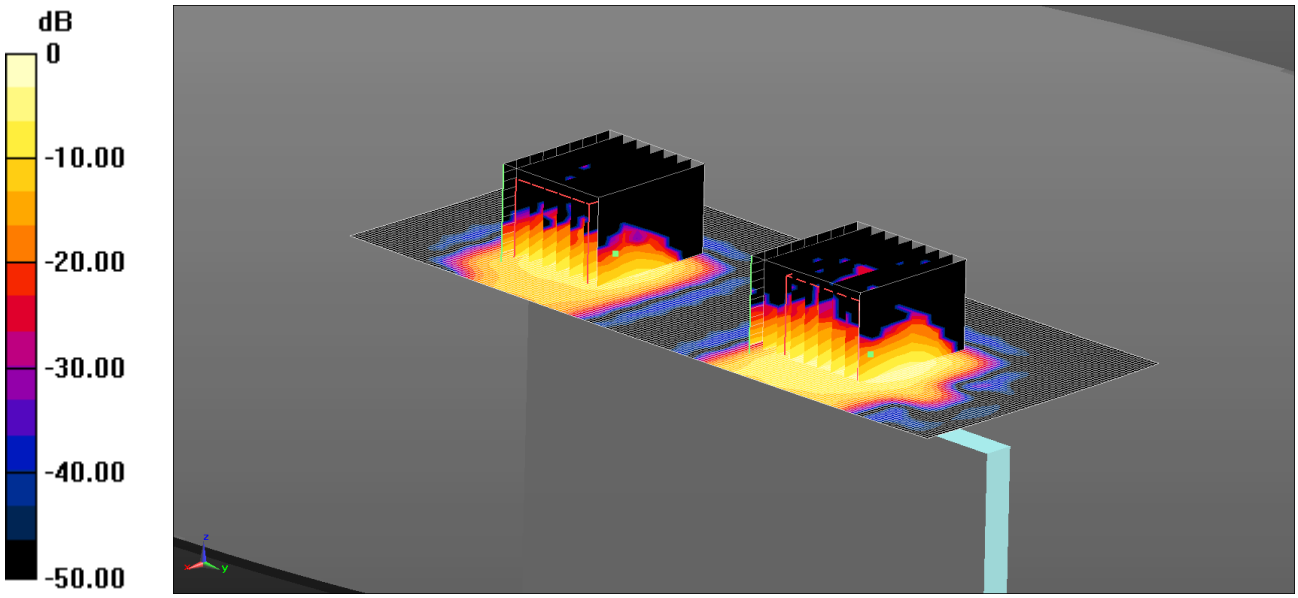

0 dB = 0.787 W/kg = -1.04 dBW/kg

Communication System: UID 0, WLAN 802.11 (0); Frequency: 5500 MHz;Duty Cycle: 1:1
Medium: 5200/5500/5800 MHz MSL Medium parameters used: f = 5500 MHz; σ = 5.668 S/m; ε_r = 47.052; ρ = 1000 kg/m^3
Phantom section: Flat Section
DASY4 Configuration:
- Probe: EX3DV4 - SN3814; ConvF(3.89, 3.89, 3.89); Calibrated: 24/9/2013;
- Sensor-Surface: 4mm (Mechanical Surface Detection), Sensor-Surface: 2mm (Mechanical Surface Detection)
- Electronics: DAE4 Sn1438; Calibrated: 12/5/2014
- Phantom: ELI v5.0 (30deg probe tilt); Type: QDOVA002AA; Serial: TP:xxxx
- ; SEMCAD X Version 14.6.10 (7331)

Configuration/Bottom of EUT Facing Phantom - Middle/Area Scan 2 3 (71x171x1): Interpolated grid: dx=1.000 mm, dy=1.000 mm
Maximum value of SAR (interpolated) = 0.580 W/kg
Configuration/Bottom of EUT Facing Phantom - Middle/Zoom Scan (5-6 GHz) (7x7x12) (9x8x12)/Cube 0:
Measurement grid: dx=4mm, dy=4mm, dz=2mm
Reference Value = 9.960 V/m; Power Drift = -0.01 dB
Peak SAR (extrapolated) = 2.76 W/kg
SAR(1 g) = 0.347 W/kg; SAR(10 g) = 0.106 W/kg
Maximum value of SAR (measured) = 0.683 W/kg
Configuration/Bottom of EUT Facing Phantom - Middle/Zoom Scan (5-6 GHz) (7x7x12) 2 (9x9x12)/Cube 0:
Measurement grid: dx=4mm, dy=4mm, dz=2mm
Reference Value = 9.960 V/m; Power Drift = -0.01 dB
Peak SAR (extrapolated) = 1.25 W/kg
SAR(1 g) = 0.393 W/kg; SAR(10 g) = 0.138 W/kg
Maximum value of SAR (measured) = 0.787 W/kg

This report shall not be reproduced except in full, without the written approval of UL Verification Services Ltd.

262: Bottom Of EUT Facing Phantom Wi-Fi 802.11n HT20 Ant 1&2 6Mbps MIMO CH140
Date: 12/8/2014
DUT: A1600; Type: FCC ID: BCGA1600

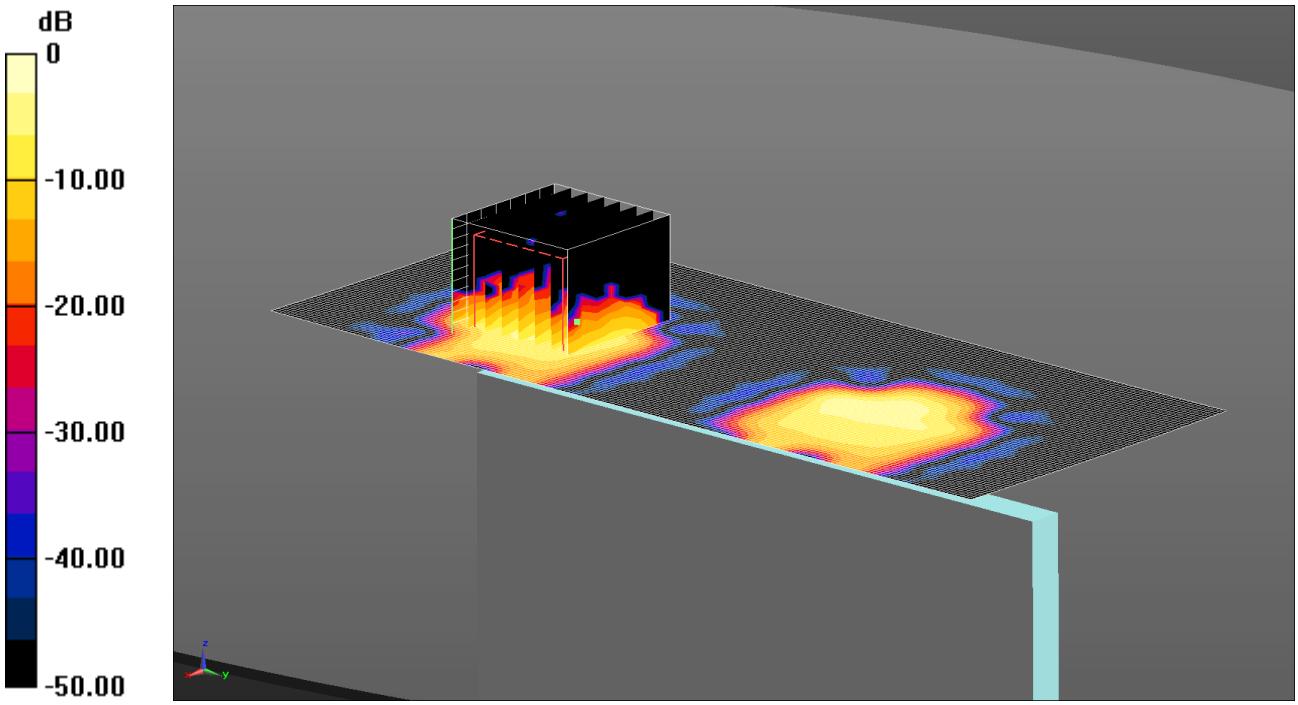

0 dB = 0.561 W/kg = -2.51 dBW/kg

Communication System: UID 0, WLAN 802.11 (0); Frequency: 5700 MHz;Duty Cycle: 1:1
Medium: 5200/5500/5800 MHz MSL Medium parameters used: f = 5700 MHz; σ = 5.992 S/m; ε_r = 46.538; ρ = 1000 kg/m^3
Phantom section: Flat Section
DASY4 Configuration:
- Probe: EX3DV4 - SN3814; ConvF(3.74, 3.74, 3.74); Calibrated: 24/9/2013;
- Sensor-Surface: 4mm (Mechanical Surface Detection), Sensor-Surface: 2mm (Mechanical Surface Detection)
- Electronics: DAE4 Sn1438; Calibrated: 12/5/2014
- Phantom: ELI v5.0 (30deg probe tilt); Type: QDOVA002AA; Serial: TP:xxxx
- ; SEMCAD X Version 14.6.10 (7331)

Configuration/Bottom of EUT Facing Phantom - Middle/Area Scan 2 3 (71x171x1): Interpolated grid: dx=1.000 mm, dy=1.000 mm
Maximum value of SAR (interpolated) = 0.416 W/kg
Configuration/Bottom of EUT Facing Phantom - Middle/Zoom Scan (5-6 GHz) (7x7x12) (8x8x12)/Cube 0:
Measurement grid: dx=4mm, dy=4mm, dz=2mm
Reference Value = 5.039 V/m; Power Drift = 0.00 dB
Peak SAR (extrapolated) = 0.966 W/kg
SAR(1 g) = 0.273 W/kg; SAR(10 g) = 0.081 W/kg
Maximum value of SAR (measured) = 0.561 W/kg

This report shall not be reproduced except in full, without the written approval of UL Verification Services Ltd.

263: Back Of EUT Facing Phantom Wi-Fi 802.11n HT40 Ant 1 13.5Mbps SISO CH134
Date/: 6/8/2014
DUT: A1600; Type: FCC ID: BCGA1600



0 dB = 0 W/kg = -999.00 dBW/kg

Communication System: UID 0, WLAN 802.11 (0); Frequency: 5670 MHz;Duty Cycle: 1:1
Medium: 5200/5500/5800 MHz MSL Medium parameters used (interpolated): f = 5670 MHz; σ = 5.926 S/m; ε_r = 46.406; ρ = 1000 kg/m^3
Phantom section: Flat Section
DASY4 Configuration:
- Probe: EX3DV4 - SN3814; ConvF(3.74, 3.74, 3.74); Calibrated: 24/9/2013;
- Sensor-Surface: 4mm (Mechanical Surface Detection)
- Electronics: DAE4 Sn1438; Calibrated: 12/5/2014
- Phantom: ELI v5.0 (30deg probe tilt); Type: QDOVA002AA; Serial: TP:xxxx
- ; SEMCAD X Version 14.6.10 (7331)

Configuration/Back of EUT Facing Phantom - Middle/Area Scan 3 (151x111x1): Interpolated grid: dx=1.000 mm, dy=1.000 mm
Maximum value of SAR (interpolated) = 0 W/kg

Note: SAR level measured is very low as equivalent to noise floor on Area Scan, hence the Zoom was not evaluated by DASY.

This report shall not be reproduced except in full, without the written approval of UL Verification Services Ltd.

264: Left Hand Side Of EUT Facing Phantom Wi-Fi 802.11n HT40 Ant 1 13.5Mbps SISO CH134
Date: 6/8/2014
DUT: A1600; Type: FCC ID: BCGA1600



0 dB = 0 W/kg = -999.00 dBW/kg

Communication System: UID 0, WLAN 802.11 (0); Frequency: 5670 MHz;Duty Cycle: 1:1
Medium: 5200/5500/5800 MHz MSL Medium parameters used (interpolated): f = 5670 MHz; σ = 5.926 S/m; ε_r = 46.406; ρ = 1000 kg/m^3
Phantom section: Flat Section
DASY4 Configuration:
- Probe: EX3DV4 - SN3814; ConvF(3.74, 3.74, 3.74); Calibrated: 24/9/2013;
- Sensor-Surface: 4mm (Mechanical Surface Detection)
- Electronics: DAE4 Sn1438; Calibrated: 12/5/2014
- Phantom: ELI v5.0 (30deg probe tilt); Type: QDOVA002AA; Serial: TP:xxxx
- ; SEMCAD X Version 14.6.10 (7331)

Configuration/Left Hand Side of EUT Facing Phantom- Middle/Area Scan (71x231x1): Interpolated grid: dx=1.000 mm, dy=1.000 mm
Maximum value of SAR (interpolated) = 0 W/kg

Note: SAR level measured is very low as equivalent to noise floor on Area Scan, hence the Zoom was not evaluated by DASY.

This report shall not be reproduced except in full, without the written approval of UL Verification Services Ltd.

265: Bottom Of EUT Facing Phantom Wi-Fi 802.11n HT40 Ant 1 13.5Mbps SISO CH134
Date: 6/8/2014
DUT: A1600; Type: FCC ID: BCGA1600

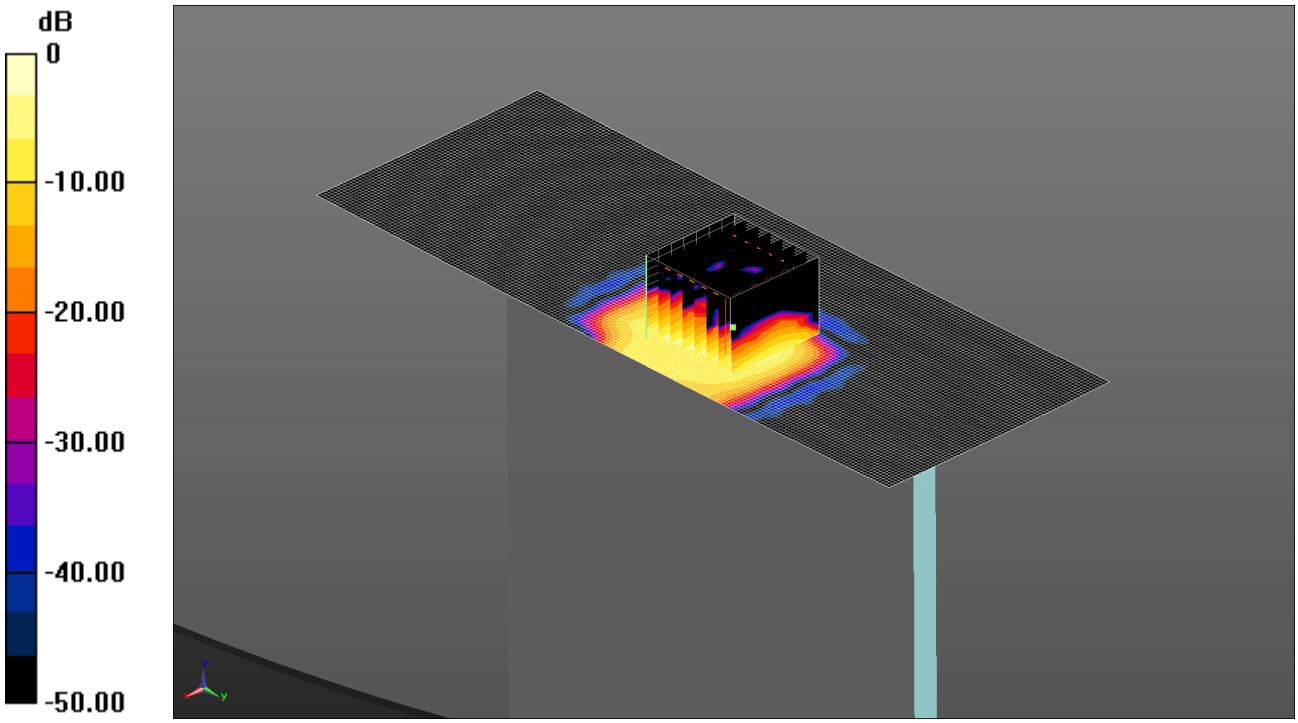

0 dB = 0.914 W/kg = -0.39 dBW/kg

Communication System: UID 0, WLAN 802.11 (0); Frequency: 5670 MHz;Duty Cycle: 1:1
Medium: 5200/5500/5800 MHz MSL Medium parameters used (interpolated): f = 5670 MHz; σ = 5.926 S/m; ε_r = 46.406; ρ = 1000 kg/m^3
Phantom section: Flat Section
DASY4 Configuration:
- Probe: EX3DV4 - SN3814; ConvF(3.74, 3.74, 3.74); Calibrated: 24/9/2013;
- Sensor-Surface: 4mm (Mechanical Surface Detection), Sensor-Surface: 2mm (Mechanical Surface Detection)
- Electronics: DAE4 Sn1438; Calibrated: 12/5/2014
- Phantom: ELI v5.0 (30deg probe tilt); Type: QDOVA002AA; Serial: TP:xxxx
- ; SEMCAD X Version 14.6.10 (7331)

Configuration/Bottom of EUT Facing Phantom - Middle/Area Scan 2 3 (71x191x1): Interpolated grid: dx=1.000 mm, dy=1.000 mm

Maximum value of SAR (interpolated) = 0.874 W/kg
Configuration/Bottom of EUT Facing Phantom - Middle/Zoom Scan (5-6 GHz) (7x7x12) 2 2 (8x8x12)/Cube 0:
Measurement grid: dx=4mm, dy=4mm, dz=2mm
Reference Value = 9.680 V/m; Power Drift = 0.04 dB
Peak SAR (extrapolated) = 2.74 W/kg
SAR(1 g) = 0.451 W/kg; SAR(10 g) = 0.161 W/kg

Maximum value of SAR (measured) = 0.914 W/kg

This report shall not be reproduced except in full, without the written approval of UL Verification Services Ltd.

266: Bottom Of EUT Facing Phantom Wi-Fi 802.11n HT40 Ant 1 13.5Mbps SISO CH102
Date: 13/8/2014
DUT: A1600; Type: FCC ID: BCGA1600

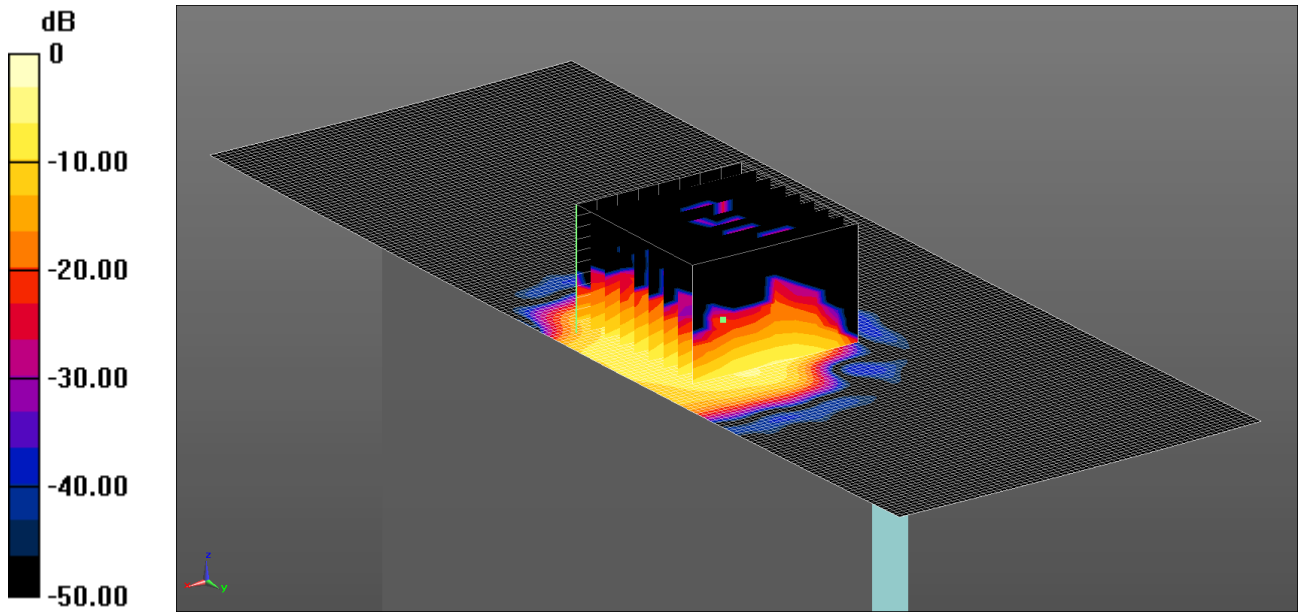

0 dB = 0.785 W/kg = -1.05 dBW/kg

Communication System: UID 0, WLAN 802.11 (0); Frequency: 5510 MHz;Duty Cycle: 1:1
Medium: 5200/5500/5800 MHz MSL Medium parameters used (interpolated): f = 5510 MHz; σ = 5.684 S/m; ε_r = 47.014; ρ = 1000 kg/m^3
Phantom section: Flat Section
DASY4 Configuration:
- Probe: EX3DV4 - SN3814; ConvF(3.89, 3.89, 3.89); Calibrated: 24/9/2013;
- Sensor-Surface: 4mm (Mechanical Surface Detection), Sensor-Surface: 2mm (Mechanical Surface Detection)
- Electronics: DAE4 Sn1438; Calibrated: 12/5/2014
- Phantom: ELI v5.0 (30deg probe tilt); Type: QDOVA002AA; Serial: TP:xxxx
- ; SEMCAD X Version 14.6.10 (7331)

Configuration/Bottom of EUT Facing Phantom - Middle/Area Scan 2 3 (71x191x1): Interpolated grid: dx=1.000 mm, dy=1.000 mm
Maximum value of SAR (interpolated) = 0.763 W/kg

Configuration/Bottom of EUT Facing Phantom - Middle/Zoom Scan (5-6 GHz) (7x7x12) 2 2 (9x9x12)/Cube 0:
Measurement grid: dx=4mm, dy=4mm, dz=2mm
Reference Value = 4.715 V/m; Power Drift = 0.20 dB
Peak SAR (extrapolated) = 2.04 W/kg
SAR(1 g) = 0.392 W/kg; SAR(10 g) = 0.133 W/kg
Maximum value of SAR (measured) = 0.785 W/kg

This report shall not be reproduced except in full, without the written approval of UL Verification Services Ltd.

267: Bottom Of EUT Facing Phantom Wi-Fi 802.11n HT40 Ant 1 13.5Mbps SISO CH110
Date: 13/8/2014
DUT: A1600; Type: FCC ID: BCGA1600

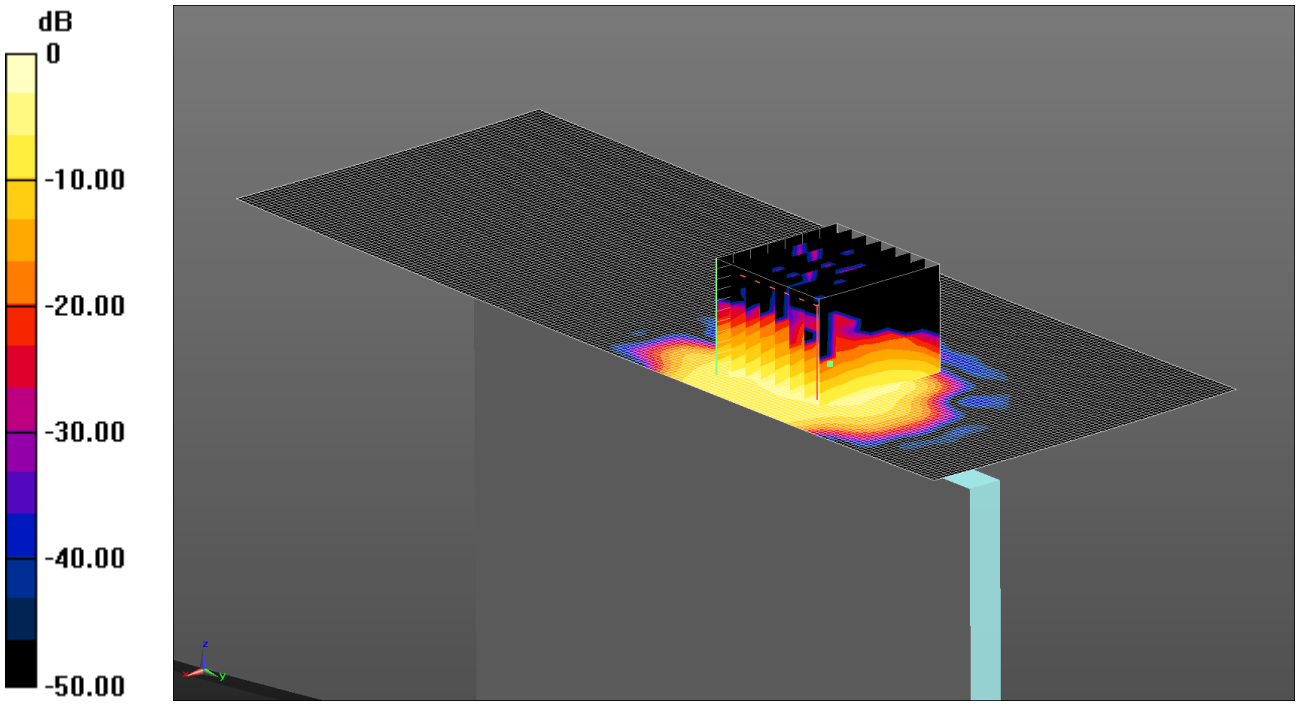

0 dB = 0.817 W/kg = -0.88 dBW/kg

Communication System: UID 0, WLAN 802.11 (0); Frequency: 5550 MHz;Duty Cycle: 1:1
Medium: 5200/5500/5800 MHz MSL Medium parameters used: f = 5550 MHz; σ = 5.748 S/m; εr = 46.861; ρ = 1000 kg/m3
Phantom section: Flat Section
DASY4 Configuration:
- Probe: EX3DV4 - SN3814; ConvF(3.89, 3.89, 3.89); Calibrated: 24/9/2013;
- Sensor-Surface: 4mm (Mechanical Surface Detection), Sensor-Surface: 2mm (Mechanical Surface Detection)
- Electronics: DAE4 Sn1438; Calibrated: 12/5/2014
- Phantom: ELI v5.0 (30deg probe tilt); Type: QDOVA002AA; Serial: TP:xxxx
- ; SEMCAD X Version 14.6.10 (7331)
Configuration/Bottom of EUT Facing Phantom - Middle/Area Scan 2 3 (71x191x1): Interpolated grid: dx=1.000 mm, dy=1.000 mm
Maximum value of SAR (interpolated) = 0.893 W/kg
Configuration/Bottom of EUT Facing Phantom - Middle/Zoom Scan (5-6 GHz) (7x7x12) 2 2 2 (8x8x12)/Cube 0:
Measurement grid: dx=4mm, dy=4mm, dz=2mm
Reference Value = 7.637 V/m; Power Drift = -0.14 dB
Peak SAR (extrapolated) = 1.37 W/kg
SAR(1 g) = 0.415 W/kg; SAR(10 g) = 0.148 W/kg
Maximum value of SAR (measured) = 0.817 W/kg

This report shall not be reproduced except in full, without the written approval of UL Verification Services Ltd.

268: Back Of EUT Facing Phantom Wi-Fi 802.11n HT40 Ant 2 13.5Mbps SISO CH134
Date: 6/8/2014
DUT: A1600; Type: FCC ID: BCGA1600

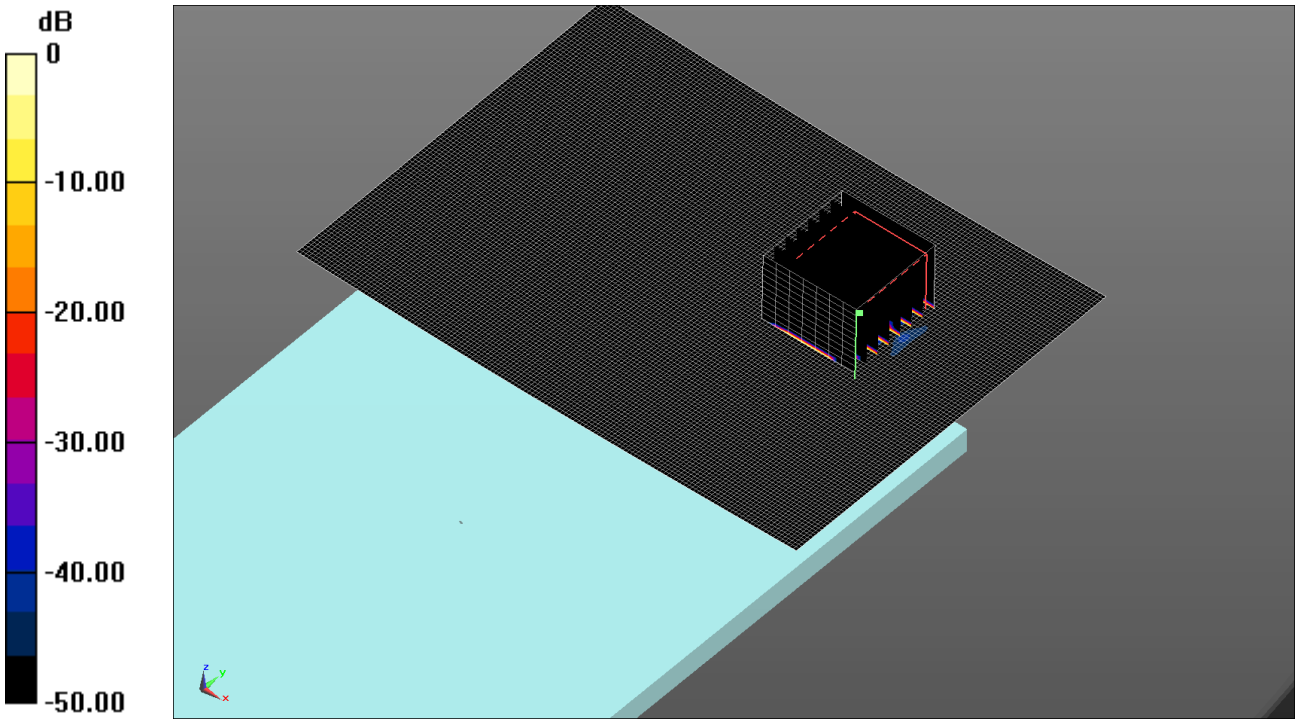

0 dB = 0.0781 W/kg = -11.07 dBW/kg

Communication System: UID 0, WLAN 802.11 (0); Frequency: 5670 MHz;Duty Cycle: 1:1
Medium: 5200/5500/5800 MHz MSL Medium parameters used (interpolated): f = 5670 MHz; σ = 5.926 S/m; ε_r = 46.406; ρ = 1000 kg/m^3
Phantom section: Flat Section
DASY4 Configuration:
- Probe: EX3DV4 - SN3814; ConvF(3.74, 3.74, 3.74); Calibrated: 24/9/2013;
- Sensor-Surface: 4mm (Mechanical Surface Detection), Sensor-Surface: 2mm (Mechanical Surface Detection)
- Electronics: DAE4 Sn1438; Calibrated: 12/5/2014
- Phantom: ELI v5.0 (30deg probe tilt); Type: QDOVA002AA; Serial: TP:xxxx
- ; SEMCAD X Version 14.6.10 (7331) **Configuration/Back of EUT Facing Phantom - Middle/Area Scan 3 (151x111x1):**
Interpolated grid: dx=1.000 mm, dy=1.000 mm
Maximum value of SAR (interpolated) = 0.0283 W/kg

Configuration/Back of EUT Facing Phantom - Middle/Zoom Scan (5-6 GHz) (7x7x12) (8x8x12)/Cube 0: Measurement grid: dx=4mm, dy=4mm, dz=2mm
Reference Value = 1.80 V/m; Power Drift = 0.20 dB
Peak SAR (extrapolated) = 0.670 W/kg
SAR(1 g) = 0.055 W/kg; SAR(10 g) = 0.017 W/kg
Maximum value of SAR (measured) = 0.0781 W/kg

Note: SAR level measured is very low as equivalent to noise floor.

This report shall not be reproduced except in full, without the written approval of UL Verification Services Ltd.

269: Right Hand Side Of EUT Facing Phantom Wi-Fi 802.11n HT40 Ant 2 13.5Mbps SISO CH134
Date: 6/8/2014
DUT: A1600; Type: FCC ID: BCGA1600



0 dB = 0 W/kg = -999.00 dBW/kg

Communication System: UID 0, WLAN 802.11 (0); Frequency: 5670 MHz;Duty Cycle: 1:1
Medium: 5200/5500/5800 MHz MSL Medium parameters used (interpolated): f = 5670 MHz; σ = 5.926 S/m; ε_r = 46.406; ρ = 1000 kg/m^3
Phantom section: Flat Section
DASY4 Configuration:
- Probe: EX3DV4 - SN3814; ConvF(3.74, 3.74, 3.74); Calibrated: 24/9/2013;
- Sensor-Surface: 4mm (Mechanical Surface Detection)
- Electronics: DAE4 Sn1438; Calibrated: 12/5/2014
- Phantom: ELI v5.0 (30deg probe tilt); Type: QDOVA002AA; Serial: TP:xxxx
- ; SEMCAD X Version 14.6.10 (7331)

Configuration/Right Hand Side of EUT Facing Phantom- Middle/Area Scan (71x231x1): Interpolated grid: dx=1.000 mm, dy=1.000 mm
Maximum value of SAR (interpolated) = 0 W/kg

Note: SAR level measured is very low as equivalent to noise floor on Area Scan, hence the Zoom was not evaluated by DASY.

This report shall not be reproduced except in full, without the written approval of UL Verification Services Ltd.

270: Bottom Of EUT Facing Phantom Wi-Fi 802.11n HT40 Ant 2 13.5Mbps SISO CH134
Date: 6/8/2014
DUT: A1600; Type: FCC ID: BCGA1600

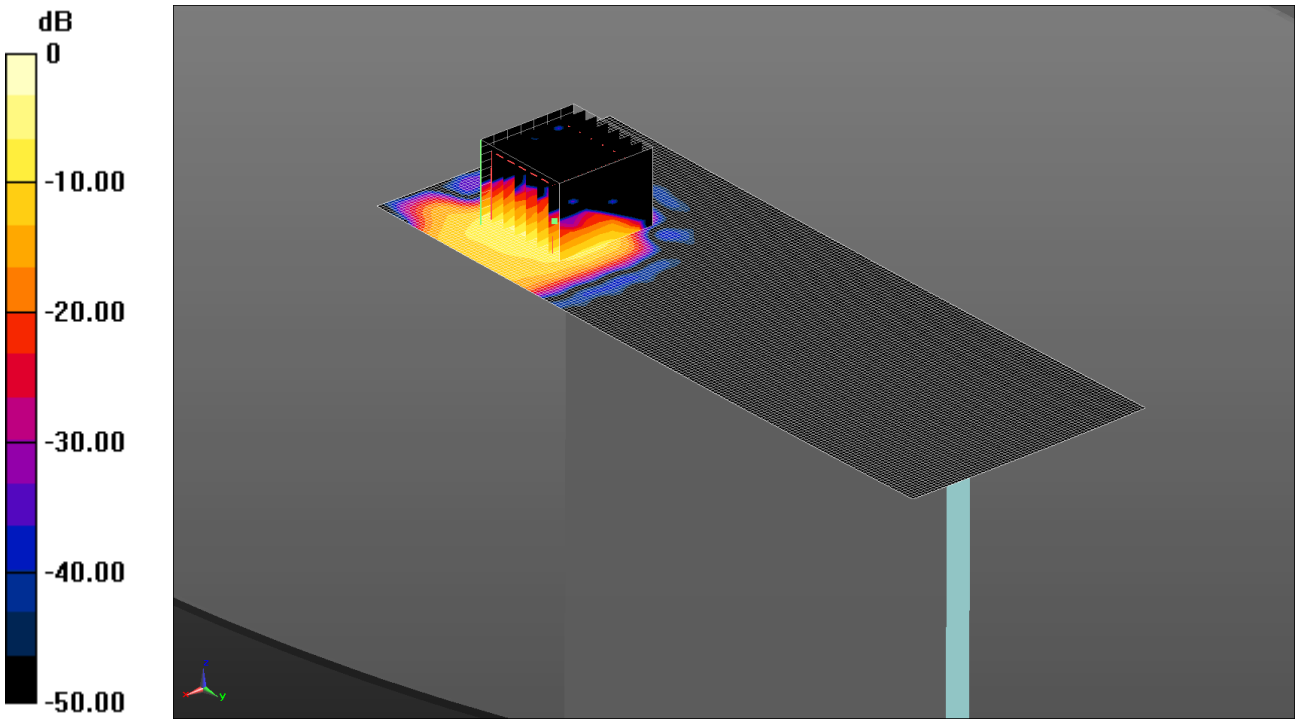

0 dB = 1.16 W/kg = 0.64 dBW/kg

Communication System: UID 0, WLAN 802.11 (0); Frequency: 5670 MHz;Duty Cycle: 1:1
Medium: 5200/5500/5800 MHz MSL Medium parameters used (interpolated): f = 5670 MHz; σ = 5.926 S/m; ε_r = 46.406; ρ = 1000 kg/m^3
Phantom section: Flat Section
DASY4 Configuration:
- Probe: EX3DV4 - SN3814; ConvF(3.74, 3.74, 3.74); Calibrated: 24/9/2013;
- Sensor-Surface: 4mm (Mechanical Surface Detection), Sensor-Surface: 2mm (Mechanical Surface Detection)
- Electronics: DAE4 Sn1438; Calibrated: 12/5/2014
- Phantom: ELI v5.0 (30deg probe tilt); Type: QDOVA002AA; Serial: TP:xxxx
- ; SEMCAD X Version 14.6.10 (7331)

Configuration/Bottom of EUT Facing Phantom - Middle/Area Scan 2 3 (71x191x1): Interpolated grid: dx=1.000 mm, dy=1.000 mm
Maximum value of SAR (interpolated) = 0.804 W/kg
Configuration/Bottom of EUT Facing Phantom - Middle/Zoom Scan (5-6 GHz) (7x7x12) 2 2 (8x8x12)/Cube 0:
Measurement grid: dx=4mm, dy=4mm, dz=2mm
Reference Value =11.89 V/m; Power Drift = 0.05 dB
Peak SAR (extrapolated) = 2.00 W/kg
SAR(1 g) = 0.558 W/kg; SAR(10 g) = 0.176 W/kg
Maximum value of SAR (measured) = 1.16 W/kg

This report shall not be reproduced except in full, without the written approval of UL Verification Services Ltd.

271: Bottom Of EUT Facing Phantom Wi-Fi 802.11n HT40 Ant 2 13.5Mbps SISO CH102
Date: 15/8/2014
DUT: A1600; Type: FCC ID: BCGA1600

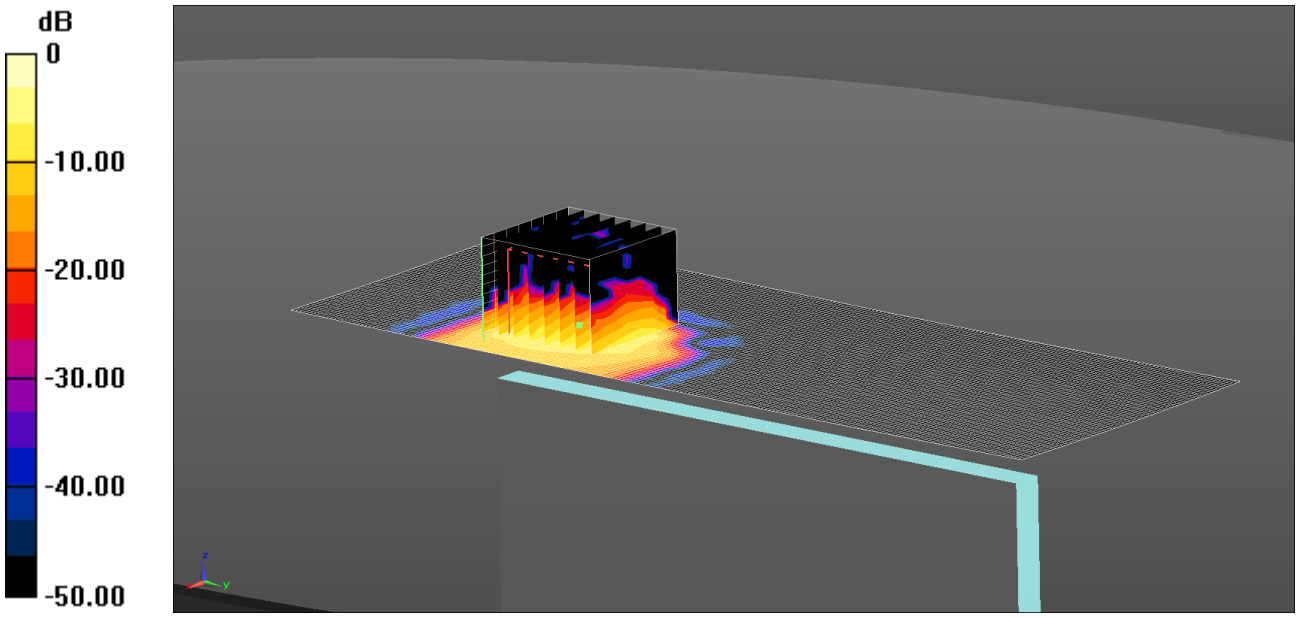

0 dB = 1.00 W/kg = 0.00 dBW/kg

Communication System: UID 0, WLAN 802.11 (0); Frequency: 5510 MHz;Duty Cycle: 1:1
Medium: 5200/5500/5800 MHz MSL Medium parameters used (interpolated): f = 5510 MHz; σ = 5.702 S/m; ε_r = 46.923; ρ = 1000 kg/m^3
Phantom section: Flat Section
DASY4 Configuration:
- Probe: EX3DV4 - SN3814; ConvF(3.89, 3.89, 3.89); Calibrated: 24/9/2013;
- Sensor-Surface: 4mm (Mechanical Surface Detection), Sensor-Surface: 2mm (Mechanical Surface Detection)
- Electronics: DAE4 Sn1438; Calibrated: 12/5/2014
- Phantom: ELI v5.0 (30deg probe tilt); Type: QDOVA002AA; Serial: TP:xxxx
- ; SEMCAD X Version 14.6.10 (7331)

Configuration/Bottom of EUT Facing Phantom - Middle/Area Scan 2 3 (71x191x1): Interpolated grid: dx=1.000 mm, dy=1.000 mm
Maximum value of SAR (interpolated) = 1.11 W/kg
Configuration/Bottom of EUT Facing Phantom - Middle/Zoom Scan (5-6 GHz) (7x7x12) 2 2 (8x8x12)/Cube 0:
Measurement grid: dx=4mm, dy=4mm, dz=2mm
Reference Value = 12.79 V/m; Power Drift = -0.05 dB
Peak SAR (extrapolated) = 1.66 W/kg
SAR(1 g) = 0.502 W/kg; SAR(10 g) = 0.154 W/kg
Maximum value of SAR (measured) = 1.00 W/kg

This report shall not be reproduced except in full, without the written approval of UL Verification Services Ltd.

272: Bottom Of EUT Facing Phantom Wi-Fi 802.11n HT40 Ant 2 13.5Mbps SISO CH110
Date: 15/8/2014
DUT: A1600; Type: FCC ID: BCGA1600

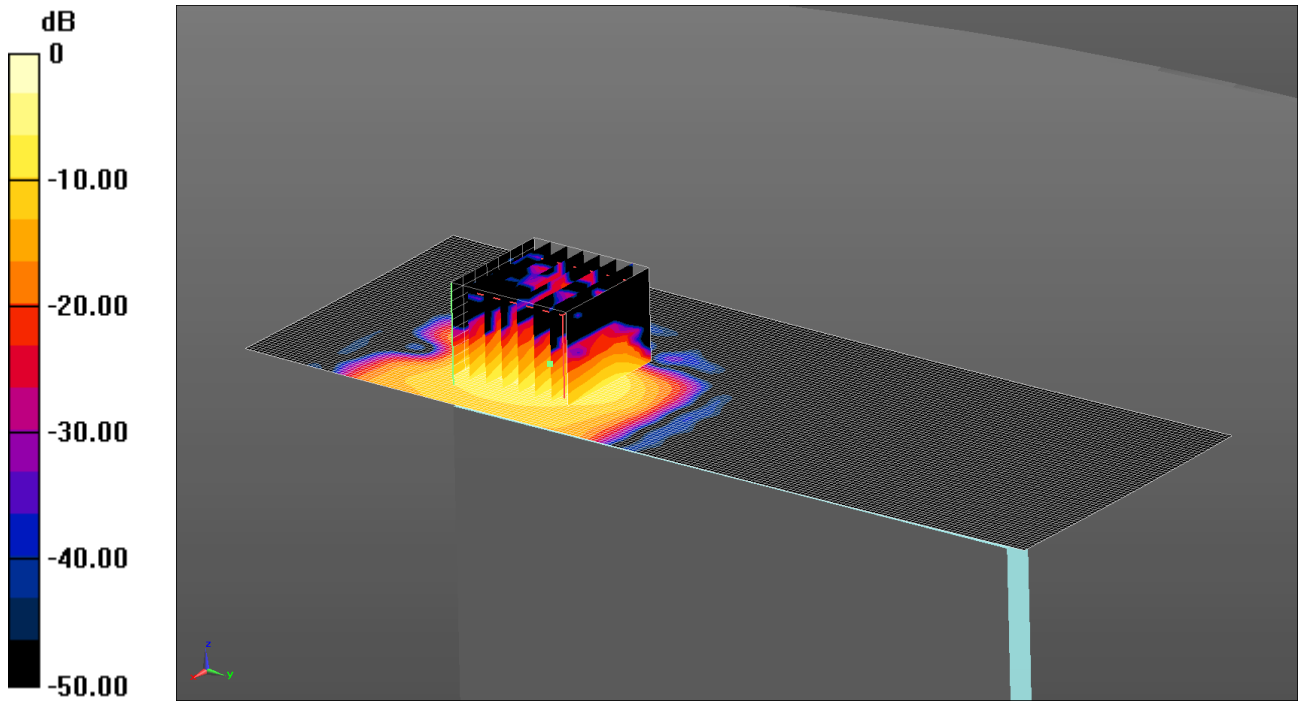

0 dB = 1.38 W/kg = 1.40 dBW/kg

Communication System: UID 0, WLAN 802.11 (0); Frequency: 5550 MHz;Duty Cycle: 1:1
Medium: 5200/5500/5800 MHz MSL Medium parameters used: f = 5550 MHz; σ = 5.755 S/m; ε_r = 46.864; ρ = 1000 kg/m^3
Phantom section: Flat Section
DASY4 Configuration:
- Probe: EX3DV4 - SN3814; ConvF(3.89, 3.89, 3.89); Calibrated: 24/9/2013;
- Sensor-Surface: 4mm (Mechanical Surface Detection), Sensor-Surface: 2mm (Mechanical Surface Detection)
- Electronics: DAE4 Sn1438; Calibrated: 12/5/2014
- Phantom: ELI v5.0 (30deg probe tilt); Type: QDOVA002AA; Serial: TP:xxxx
- ; SEMCAD X Version 14.6.10 (7331)

Configuration/Bottom of EUT Facing Phantom - Middle/Area Scan 2 3 (71x191x1): Interpolated grid: dx=1.000 mm, dy=1.000 mm
Maximum value of SAR (interpolated) = 1.12 W/kg
Configuration/Bottom of EUT Facing Phantom - Middle/Zoom Scan (5-6 GHz) (7x7x12) 2 2 (8x8x12)/Cube 0:
Measurement grid: dx=4mm, dy=4mm, dz=2mm
Reference Value = 17.50 V/m; Power Drift = -0.07 dB
Peak SAR (extrapolated) = 2.46 W/kg
SAR(1 g) = 0.712 W/kg; SAR(10 g) = 0.222 W/kg
Maximum value of SAR (measured) = 1.38 W/kg

This report shall not be reproduced except in full, without the written approval of UL Verification Services Ltd.

273: Back Of EUT Facing Phantom Wi-Fi 802.11n HT40 Ant1& 2 13.5Mbps MIMO CH134
Date: 06/08/2014
DUT: A1600; Type: FCC ID: BCGA1600



0 dB = 0 W/kg = -999.00 dBW/kg

Communication System: UID 0, WLAN 802.11 (0); Frequency: 5670 MHz;Duty Cycle: 1:1
Medium: 5200/5500/5800 MHz MSL Medium parameters used (interpolated): f = 5670 MHz; σ = 5.934 S/m; ε_r = 46.672; ρ = 1000 kg/m^3
Phantom section: Flat Section
DASY4 Configuration:
- Probe: EX3DV4 - SN3814; ConvF(3.74, 3.74, 3.74); Calibrated: 24/09/2013;
- Sensor-Surface: 4mm (Mechanical Surface Detection)
- Electronics: DAE4 Sn1438; Calibrated: 12/05/2014
- Phantom: ELI v5.0 (30deg probe tilt); Type: QDOVA002AA; Serial: TP:xxxx
- ; SEMCAD X Version 14.6.10 (7164)

Configuration/Back of EUT Facing Phantom - Middle/Area Scan 3 (151x111x1): Interpolated grid: dx=1.000 mm, dy=1.000 mm
Maximum value of SAR (interpolated) = 0 W/kg

Note: SAR level measured is very low as equivalent to noise floor on Area Scan, hence the Zoom was not evaluated by DASY.

This report shall not be reproduced except in full, without the written approval of UL Verification Services Ltd.

274: Right Hand Side Of EUT Facing Phantom Wi-Fi 802.11n HT40 Ant 1&2 13.5Mbps MIMO CH134
Date: 06/08/2014
DUT: A1600; Type: FCC ID: BCGA1600



0 dB = 0 W/kg = -999.00 dBW/kg

Communication System: UID 0, WLAN 802.11 (0); Frequency: 5670 MHz;Duty Cycle: 1:1
Medium: 5200/5500/5800 MHz MSL Medium parameters used (interpolated): f = 5670 MHz; σ = 5.934 S/m; ε_r = 46.672; ρ = 1000 kg/m^3
Phantom section: Flat Section
DASY4 Configuration:
- Probe: EX3DV4 - SN3814; ConvF(3.74, 3.74, 3.74); Calibrated: 24/09/2013;
- Sensor-Surface: 4mm (Mechanical Surface Detection)
- Electronics: DAE4 Sn1438; Calibrated: 12/05/2014
- Phantom: ELI v5.0 (30deg probe tilt); Type: QDOVA002AA; Serial: TP:xxxx
- ; SEMCAD X Version 14.6.10 (7164)

Configuration/Right Hand Side of EUT Facing Phantom- Middle/Area Scan (71x231x1): Interpolated grid: dx=1.000 mm, dy=1.000 mm
Maximum value of SAR (interpolated) = 0 W/kg

Note: SAR level measured is very low as equivalent to noise floor on Area Scan, hence the Zoom was not evaluated by DASY.

This report shall not be reproduced except in full, without the written approval of UL Verification Services Ltd.

275: Left Hand Side Of EUT Facing Phantom Wi-Fi 802.11n HT40 Ant 1&2 13.5Mbps MIMO CH134
Date: 06/08/2014
DUT: A1600; Type: FCC ID: BCGA1600



0 dB = 0 W/kg = -999.00 dBW/kg

Communication System: UID 0, WLAN 802.11 (0); Frequency: 5670 MHz;Duty Cycle: 1:1
Medium: 5200/5500/5800 MHz MSL Medium parameters used (interpolated): f = 5670 MHz; σ = 5.934 S/m; ε_r = 46.672; ρ = 1000 kg/m^3
Phantom section: Flat Section
DASY4 Configuration:
- Probe: EX3DV4 - SN3814; ConvF(3.74, 3.74, 3.74); Calibrated: 24/09/2013;
- Sensor-Surface: 4mm (Mechanical Surface Detection)
- Electronics: DAE4 Sn1438; Calibrated: 12/05/2014
- Phantom: ELI v5.0 (30deg probe tilt); Type: QDOVA002AA; Serial: TP:xxxx
- ; SEMCAD X Version 14.6.10 (7164)

Configuration/Left Hand Side of EUT Facing Phantom- Middle/Area Scan (71x231x1): Interpolated grid: dx=1.000 mm, dy=1.000 mm
Maximum value of SAR (interpolated) = 0 W/kg

Note: SAR level measured is very low as equivalent to noise floor on Area Scan, hence the Zoom was not evaluated by DASY.

This report shall not be reproduced except in full, without the written approval of UL Verification Services Ltd.

276: Bottom Of EUT Facing Phantom Wi-Fi 802.11n HT40 Ant 1&2 13.5Mbps MIMO CH134
Date: 06/08/2014
DUT: A1600; Type: FCC ID: BCGA1600

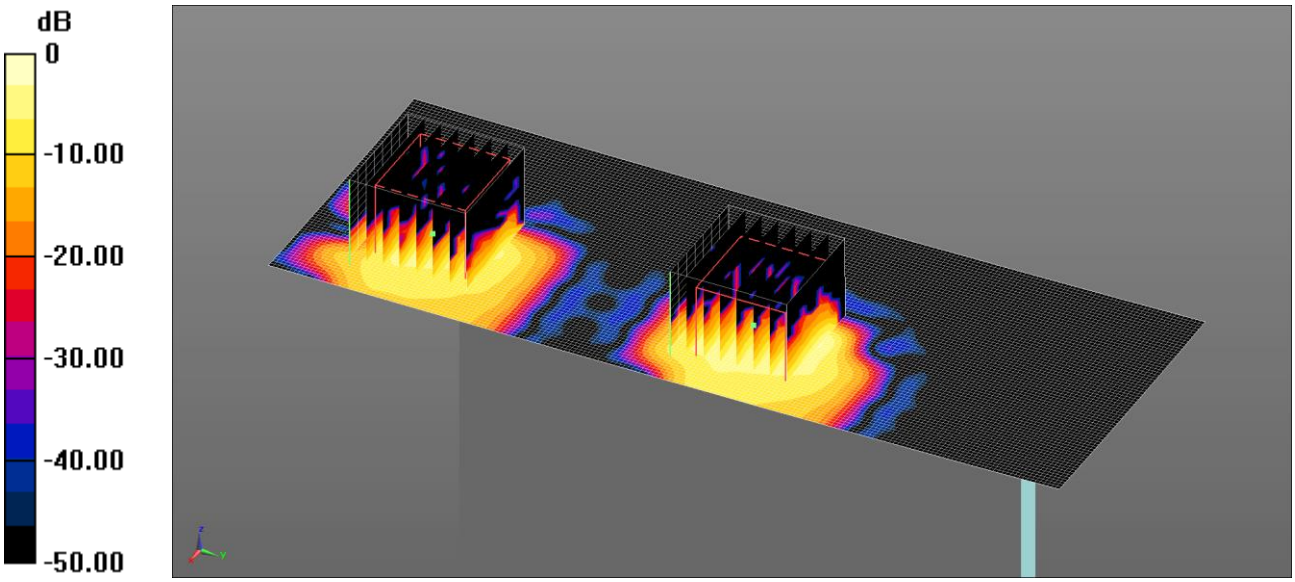

0 dB = 0.687 W/kg = -1.63 dBW/kg

Communication System: UID 0, WLAN 802.11 (0); Frequency: 5670 MHz;Duty Cycle: 1:1
Medium: 5200/5500/5800 MHz MSL Medium parameters used (interpolated): f = 5670 MHz; σ = 5.926 S/m; ε_r = 46.406; ρ = 1000 kg/m^3
Phantom section: Flat Section
DASY4 Configuration:
- Probe: EX3DV4 - SN3814; ConvF(3.74, 3.74, 3.74); Calibrated: 24/09/2013;
- Sensor-Surface: 4mm (Mechanical Surface Detection), Sensor-Surface: 2mm (Mechanical Surface Detection)
- Electronics: DAE4 Sn1438; Calibrated: 12/05/2014
- Phantom: ELI v5.0 (30deg probe tilt); Type: QDOVA002AA; Serial: TP:xxxx
- ; SEMCAD X Version 14.6.10 (7164)

Configuration/Bottom of EUT Facing Phantom - Middle/Area Scan 2 3 (71x191x1): Interpolated grid: dx=1.000 mm, dy=1.000 mm
Maximum value of SAR (interpolated) = 0.672 W/kg
Configuration/Bottom of EUT Facing Phantom - Middle/Zoom Scan (5-6 GHz) (7x7x12) 2 2 (8x8x12)/Cube 0:
Measurement grid: dx=4mm, dy=4mm, dz=2mm
Reference Value = 8.560 V/m; Power Drift = 0.01 dB
Peak SAR (extrapolated) = 1.61 W/kg
SAR(1 g) = 0.374 W/kg; SAR(10 g) = 0.116 W/kg
Maximum value of SAR (measured) = 0.802 W/kg
Configuration/Bottom of EUT Facing Phantom - Middle/Zoom Scan (5-6 GHz) (7x7x12) 2 2 (8x8x12)/Cube 1:
Measurement grid: dx=4mm, dy=4mm, dz=2mm
Reference Value = 8.560 V/m; Power Drift = 0.01 dB
Peak SAR (extrapolated) = 1.76 W/kg
SAR(1 g) = 0.338 W/kg; SAR(10 g) = 0.121 W/kg
Maximum value of SAR (measured) = 0.687 W/kg

This report shall not be reproduced except in full, without the written approval of UL Verification Services Ltd.

277: Bottom Of EUT Facing Phantom Wi-Fi 802.11n HT40 Ant 1&2 13.5Mbps MIMO CH102
Date: 15/8/2014
DUT: A1600; Type: FCC ID: BCGA1600

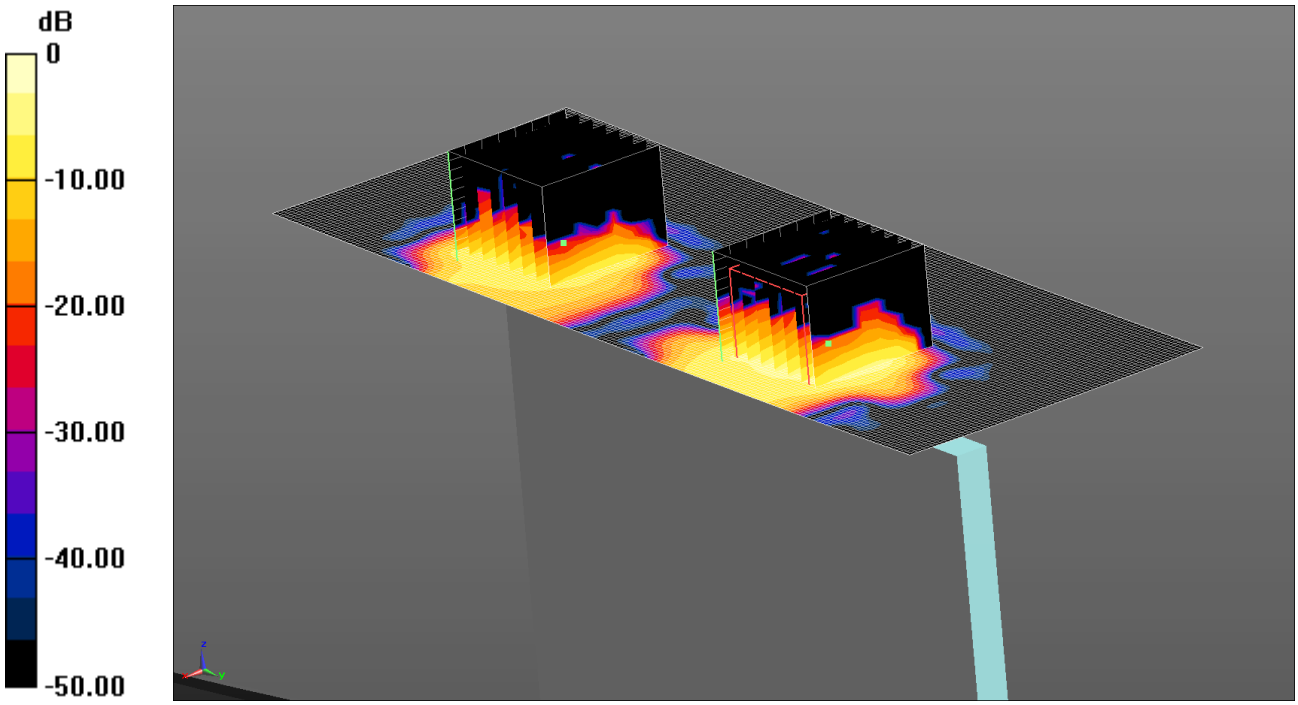

0 dB = 0.680 W/kg = -1.67 dBW/kg

Communication System: UID 0, WLAN 802.11 (0); Frequency: 5510 MHz;Duty Cycle: 1:1
Medium: 5200/5500/5800 MHz MSL Medium parameters used (interpolated): f = 5510 MHz; σ = 5.702 S/m; εr = 46.923; ρ = 1000 kg/m3
Phantom section: Flat Section
DASY4 Configuration:
- Probe: EX3DV4 - SN3814; ConvF(3.89, 3.89, 3.89); Calibrated: 24/9/2013;
- Sensor-Surface: 4mm (Mechanical Surface Detection), Sensor-Surface: 2mm (Mechanical Surface Detection)
- Electronics: DAE4 Sn1438; Calibrated: 12/5/2014
- Phantom: ELI v5.0 (30deg probe tilt); Type: QDOVA002AA; Serial: TP:xxxx
- ; SEMCAD X Version 14.6.10 (7331)
Configuration/Bottom of EUT Facing Phantom - Middle/Area Scan 2 3 (71x191x1): Interpolated grid: dx=1.000 mm, dy=1.000 mm
Maximum value of SAR (interpolated) = 0.851 W/kg
Configuration/Bottom of EUT Facing Phantom - Middle/Zoom Scan (5-6 GHz) (7x7x12) 2 2 (8x8x12)/Cube 0: Measurement grid: dx=4mm, dy=4mm, dz=2mm
Reference Value = 11.28 V/m; Power Drift = -0.02 dB
Peak SAR (extrapolated) = 2.15 W/kg
SAR(1 g) = 0.395 W/kg; SAR(10 g) = 0.122 W/kg
Maximum value of SAR (measured) = 0.801 W/kg
Configuration/Bottom of EUT Facing Phantom - Middle/Zoom Scan (5-6 GHz) (7x7x12) 2 2 (8x8x12)/Cube 1: Measurement grid: dx=4mm, dy=4mm, dz=2mm
Reference Value = 11.28 V/m; Power Drift = -0.02 dB
Peak SAR (extrapolated) = 1.08 W/kg
SAR(1 g) = 0.335 W/kg; SAR(10 g) = 0.121 W/kg
Maximum value of SAR (measured) = 0.680 W/kg

This report shall not be reproduced except in full, without the written approval of UL Verification Services Ltd.

278: Bottom Of EUT Facing Phantom Wi-Fi 802.11n HT40 Ant 1&2 13.5Mbps MIMO CH110
Date: 15/8/2014
DUT: A1600; Type: FCC ID: BCGA1600

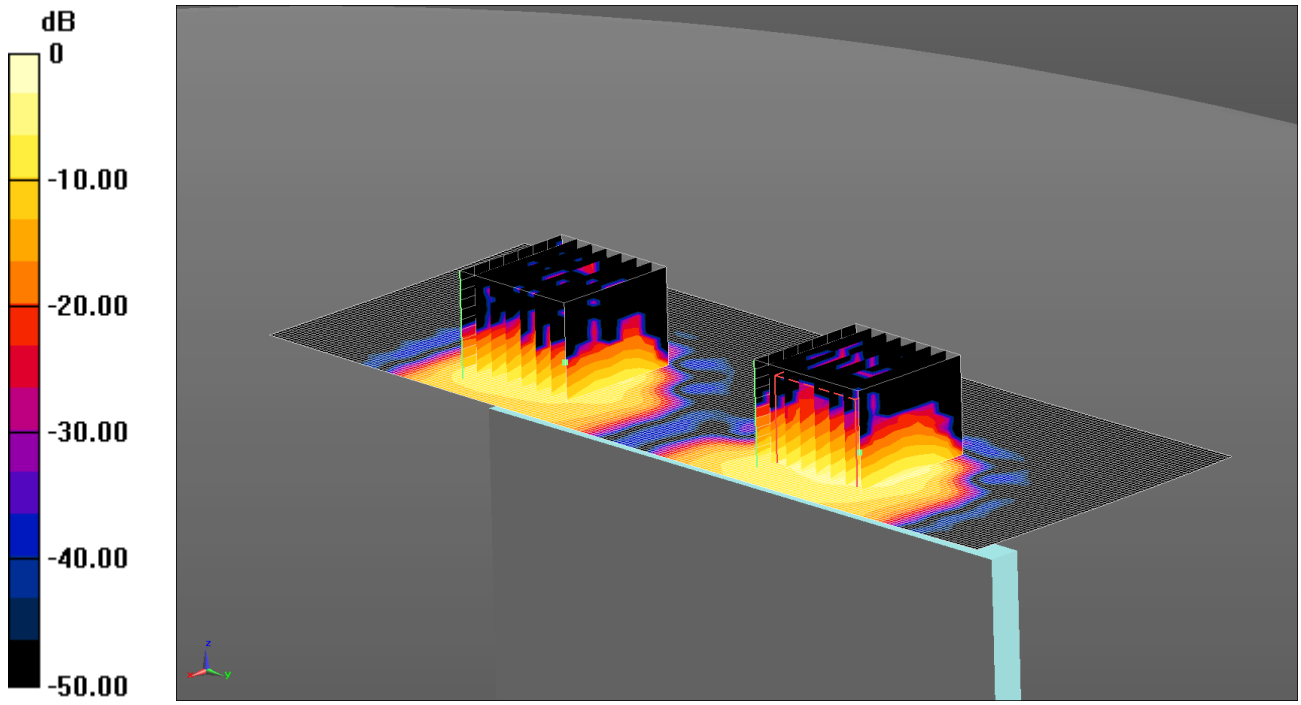

0 dB = 0.942 W/kg = -0.26 dBW/kg

Communication System: UID 0, WLAN 802.11 (0); Frequency: 5550 MHz;Duty Cycle: 1:1
Medium: 5200/5500/5800 MHz MSL Medium parameters used: f = 5550 MHz; σ = 5.755 S/m; ε_r = 46.864; ρ = 1000 kg/m^3
Phantom section: Flat Section
DASY4 Configuration:
- Probe: EX3DV4 - SN3814; ConvF(3.89, 3.89, 3.89); Calibrated: 24/9/2013;
- Sensor-Surface: 4mm (Mechanical Surface Detection), Sensor-Surface: 2mm (Mechanical Surface Detection)
- Electronics: DAE4 Sn1438; Calibrated: 12/5/2014
- Phantom: ELI v5.0 (30deg probe tilt); Type: QDOVA002AA; Serial: TP:xxxx
- ; SEMCAD X Version 14.6.10 (7331)

Configuration/Bottom of EUT Facing Phantom - Middle/Area Scan 2 3 (71x191x1): Interpolated grid: dx=1.000 mm, dy=1.000 mm
Maximum value of SAR (interpolated) = 1.02 W/kg
Configuration/Bottom of EUT Facing Phantom - Middle/Zoom Scan (5-6 GHz) (7x7x12) 2 2 (8x8x12)/Cube 0:
Measurement grid: dx=4mm, dy=4mm, dz=2mm
Reference Value = 13.59 V/m; Power Drift = -0.07 dB
Peak SAR (extrapolated) = 1.69 W/kg
SAR(1 g) = 0.538 W/kg; SAR(10 g) = 0.165 W/kg
Maximum value of SAR (measured) = 1.13 W/kg
Configuration/Bottom of EUT Facing Phantom - Middle/Zoom Scan (5-6 GHz) (7x7x12) 2 2 (8x8x12)/Cube 1:
Measurement grid: dx=4mm, dy=4mm, dz=2mm
Reference Value = 13.59 V/m; Power Drift = -0.07 dB
Peak SAR (extrapolated) = 1.58 W/kg
SAR(1 g) = 0.477 W/kg; SAR(10 g) = 0.171 W/kg
Maximum value of SAR (measured) = 0.942 W/kg

This report shall not be reproduced except in full, without the written approval of UL Verification Services Ltd.

279: Bottom Of EUT Facing Phantom Wi-Fi 802.11a 6Mbps Ant2 SISO CH116 Variant 2
Date: 4/9/2014
DUT: A1600; Type: FCC ID: BCGA1600

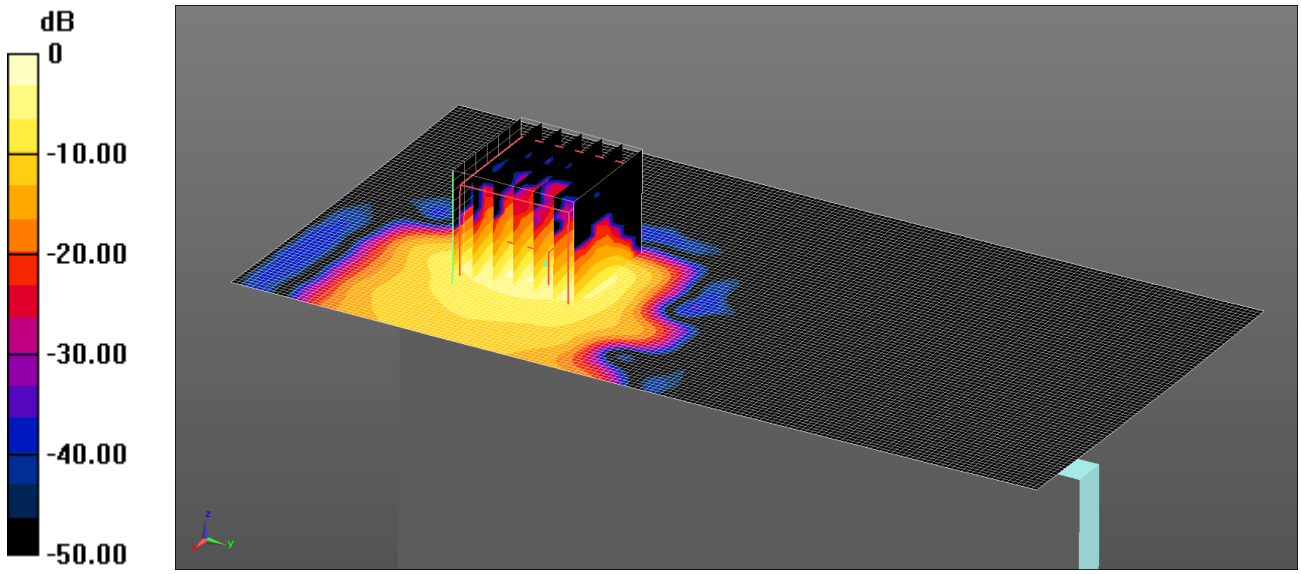

0 dB = 1.32 W/kg = 1.21 dBW/kg

Communication System: UID 0, WLAN 802.11 (0); Frequency: 5580 MHz;Duty Cycle: 1:1
Medium: 5200/5500/5800 MHz MSL Medium parameters used (interpolated): f = 5580 MHz; σ = 5.742 S/m; εr = 48.577; ρ = 1000 kg/m3
Phantom section: Flat Section
DASY4 Configuration:
- Probe: EX3DV4 - SN3814; ConvF(3.74, 3.74, 3.74); Calibrated: 24/9/2013;
- Sensor-Surface: 4mm (Mechanical Surface Detection), Sensor-Surface: 2mm (Mechanical Surface Detection)
- Electronics: DAE4 Sn1438; Calibrated: 12/5/2014
- Phantom: ELI v5.0 (30deg probe tilt); Type: QDOVA002AA; Serial: TP:xxxx
- ; SEMCAD X Version 14.6.10 (7331)

Configuration/Bottom of EUT Facing Phantom - Middle 2/Area Scan 2 (81x161x1): Interpolated grid: dx=1.000 mm, dy=1.000 mm
Maximum value of SAR (interpolated) = 0.936 W/kg
Configuration/Bottom of EUT Facing Phantom - Middle 2/Zoom Scan (5-6 GHz) (7x7x12) 2 2 (7x7x12)/Cube 0:
Measurement grid: dx=4mm, dy=4mm, dz=2mm
Reference Value = 14.94 V/m; Power Drift = -0.06 dB
Peak SAR (extrapolated) = 2.40 W/kg
SAR(1 g) = 0.664 W/kg; SAR(10 g) = 0.194 W/kg
Maximum value of SAR (measured) = 1.32 W/kg

This report shall not be reproduced except in full, without the written approval of UL Verification Services Ltd.

280: Back Of EUT Facing Phantom Wi-Fi 802.11a 6Mbps SISO Ant 2 CH165
Date: 30/07/2014
DUT: A1600; Type: FCC ID: BCGA1600



0 dB = 0.180 W/kg = -7.45 dBW/kg

Communication System: UID 0, WLAN 802.11 (0); Frequency: 5825 MHz;Duty Cycle: 1:1
Medium: 5200/5500/5800 MHz MSL Medium parameters used (interpolated): f = 5825 MHz; σ = 6.143 S/m; ε_r = 46.335; ρ = 1000 kg/m^3
Phantom section: Flat Section
DASY4 Configuration:
- Probe: EX3DV4 - SN3994; ConvF(4.27, 4.27, 4.27); Calibrated: 07/05/2014;
- Sensor-Surface: 4mm (Mechanical Surface Detection), Sensor-Surface: 2mm (Mechanical Surface Detection)
- Electronics: DAE3 Sn431; Calibrated: 18/11/2013
- Phantom: ELI v5.0; Type: QDOVA002AA; Serial: TP:xxxx
- ; SEMCAD X Version 14.6.10 (7164)

Configuration/Back of EUT Facing Phantom- High 2/Area Scan (181x131x1): Interpolated grid: dx=1.000 mm, dy=1.000 mm
Maximum value of SAR (interpolated) = 0.0958 W/kg
Configuration/Back of EUT Facing Phantom- High 2/Zoom Scan (5-6 GHz) (7x7x12) 2 2 (7x7x12)/Cube 0:
Measurement grid: dx=4mm, dy=4mm, dz=2mm
Reference Value = 3.191 V/m; Power Drift = 0.59 dB
Peak SAR (extrapolated) = 0.531 W/kg
SAR(1 g) = 0.086 W/kg; SAR(10 g) = 0.027 W/kg
Maximum value of SAR (measured) = 0.180 W/kg

Note: SAR level measured is very low as equivalent to noise floor.

This report shall not be reproduced except in full, without the written approval of UL Verification Services Ltd.

281: Right Hand Side Of EUT Facing Phantom Wi-Fi 802.11a 6Mbps Ant2 SISO CH165
Date: 30/07/2014
DUT: A1600; Type: FCC ID: BCGA1600



0 dB = 0.0158 W/kg = -18.01 dBW/kg

Communication System: UID 0, WLAN 802.11 (0); Frequency: 5825 MHz;Duty Cycle: 1:1
Medium: 5200/5500/5800 MHz MSL Medium parameters used (interpolated): f = 5825 MHz; σ = 6.143 S/m; ε_r = 46.335; ρ = 1000 kg/m^3
Phantom section: Flat Section
DASY4 Configuration:
- Probe: EX3DV4 - SN3994; ConvF(4.27, 4.27, 4.27); Calibrated: 07/05/2014;
- Sensor-Surface: 4mm (Mechanical Surface Detection), Sensor-Surface: 2mm (Mechanical Surface Detection)
- Electronics: DAE3 Sn431; Calibrated: 18/11/2013
- Phantom: ELI v5.0; Type: QDOVA002AA; Serial: TP:xxxx
- ; SEMCAD X Version 14.6.10 (7164)

Configuration/Right Hand Side of EUT Facing Phantom- High/Area Scan (151x211x1): Interpolated grid: dx=1.000 mm, dy=1.000 mm
Maximum value of SAR (interpolated) = 0.170 W/kg
Configuration/Right Hand Side of EUT Facing Phantom- High/Zoom Scan (5-6 GHz) (7x7x12) 2 2 (7x7x12)/Cube 0:
Measurement grid: dx=4mm, dy=4mm, dz=2mm
Reference Value = 4.235 V/m; Power Drift = -0.10 dB
Peak SAR (extrapolated) = 0.0280 W/kg
SAR(1 g) = 0.000506 W/kg; SAR(10 g) = 0.000133 W/kg
Maximum value of SAR (measured) = 0.0158 W/kg

Note: SAR level measured is very low as equivalent to noise floor.

This report shall not be reproduced except in full, without the written approval of UL Verification Services Ltd.

282: Bottom Of EUT Facing Phantom Wi-Fi 802.11a 6Mbps Ant2 SISO CH165
Date: 30/07/2014
DUT: A1600; Type: FCC ID: BCGA1600

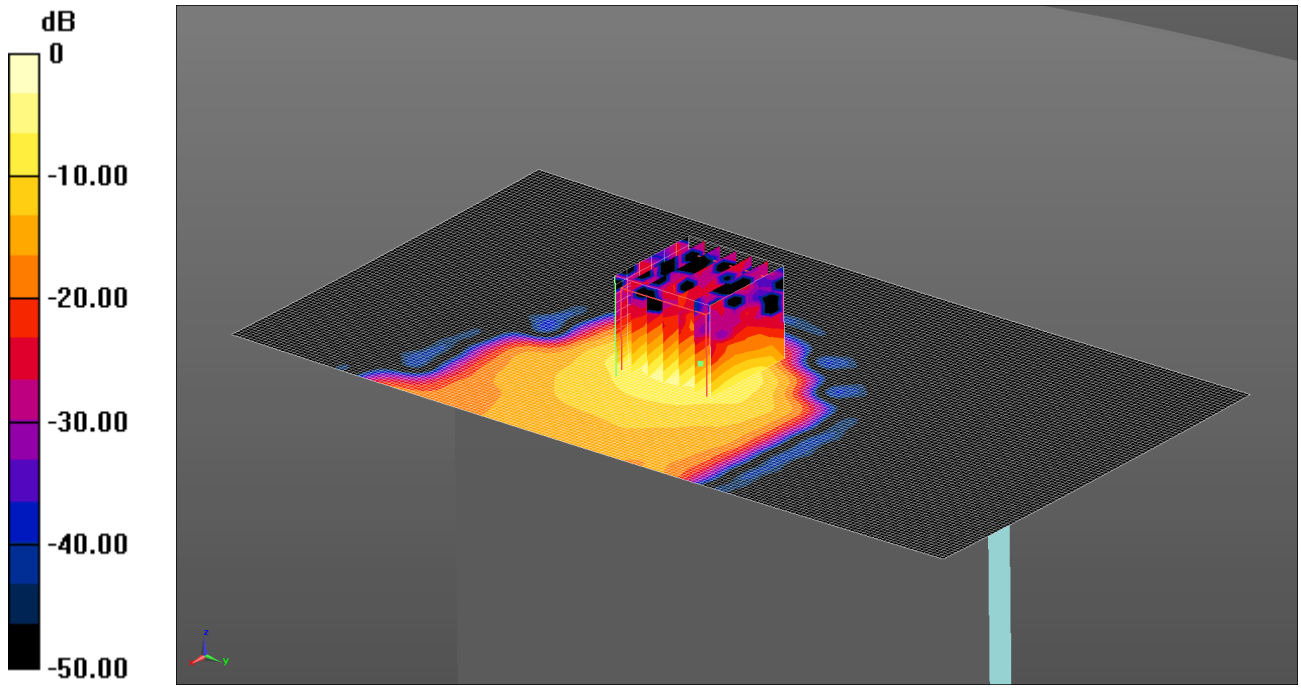

0 dB = 1.87 W/kg = 2.72 dBW/kg

Communication System: UID 0, WLAN 802.11 (0); Frequency: 5825 MHz;Duty Cycle: 1:1
Medium: 5200/5500/5800 MHz MSL Medium parameters used (interpolated): f = 5825 MHz; σ = 6.143 S/m; ε_r = 46.335; ρ = 1000 kg/m^3
Phantom section: Flat Section
DASY4 Configuration:
- Probe: EX3DV4 - SN3994; ConvF(4.27, 4.27, 4.27); Calibrated: 07/05/2014;
- Sensor-Surface: 4mm (Mechanical Surface Detection), Sensor-Surface: 2mm (Mechanical Surface Detection)
- Electronics: DAE3 Sn431; Calibrated: 18/11/2013
- Phantom: ELI v5.0; Type: QDOVA002AA; Serial: TP:xxxx
- ; SEMCAD X Version 14.6.10 (7164)

Configuration/Bottom of EUT Facing Phantom- High/Area Scan (101x181x1): Interpolated grid: dx=1.000 mm, dy=1.000 mm
Maximum value of SAR (interpolated) = 1.02 W/kg
Configuration/Bottom of EUT Facing Phantom- High/Zoom Scan (5-6 GHz) (7x7x12) 2 2 (7x7x12)/Cube 0:
Measurement grid: dx=4mm, dy=4mm, dz=2mm
Reference Value = 14.377 V/m; Power Drift = 0.09 dB
Peak SAR (extrapolated) = 4.38 W/kg
SAR(1 g) = 0.895 W/kg; SAR(10 g) = 0.266 W/kg
Maximum value of SAR (measured) = 1.87 W/kg

This report shall not be reproduced except in full, without the written approval of UL Verification Services Ltd.

283: Bottom Of EUT Facing Phantom Wi-Fi 802.11a 6Mbps Ant2 SISO CH157
Date: 30/07/2014
DUT: A1600; Type: FCC ID: BCGA1600

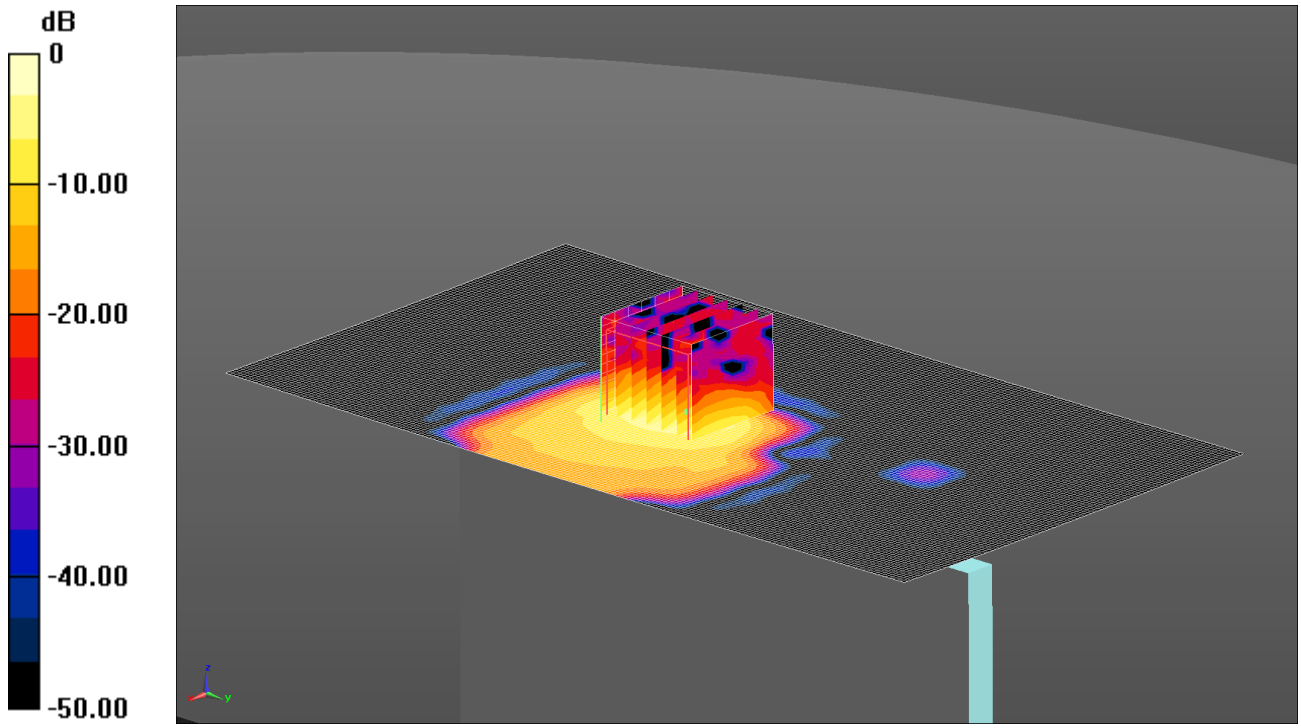

0 dB = 1.68 W/kg = 2.25 dBW/kg

Communication System: UID 0, WLAN 802.11 (0); Frequency: 5785 MHz;Duty Cycle: 1:1
Medium: 5200/5500/5800 MHz MSL Medium parameters used (interpolated): f = 5785 MHz; σ = 6.096 S/m; ε_r = 46.388; ρ = 1000 kg/m^3
Phantom section: Flat Section
DASY4 Configuration:
- Probe: EX3DV4 - SN3994; ConvF(4.27, 4.27, 4.27); Calibrated: 07/05/2014;
- Sensor-Surface: 4mm (Mechanical Surface Detection), Sensor-Surface: 2mm (Mechanical Surface Detection)
- Electronics: DAE3 Sn431; Calibrated: 18/11/2013
- Phantom: ELI v5.0; Type: QDOVA002AA; Serial: TP:xxxx
- ; SEMCAD X Version 14.6.10 (7164)

Configuration/Bottom of EUT Facing Phantom- High/Area Scan (101x181x1): Interpolated grid: dx=1.000 mm, dy=1.000 mm
Maximum value of SAR (interpolated) = 1.06 W/kg
Configuration/Bottom of EUT Facing Phantom- High/Zoom Scan (5-6 GHz) (7x7x12) 2 2 (7x7x12)/Cube 0: Measurement grid: dx=4mm, dy=4mm, dz=2mm
Reference Value = 14.795 V/m; Power Drift = 0.03 dB
Peak SAR (extrapolated) = 4.09 W/kg
SAR(1 g) = 0.834 W/kg; SAR(10 g) = 0.240 W/kg
Maximum value of SAR (measured) = 1.68 W/kg

This report shall not be reproduced except in full, without the written approval of UL Verification Services Ltd.

284: Bottom Of EUT Facing Phantom Wi-Fi 802.11a 6Mbps Ant2 SISO CH149
Date: 30/07/2014
DUT: A1600; Type: FCC ID: BCGA1600

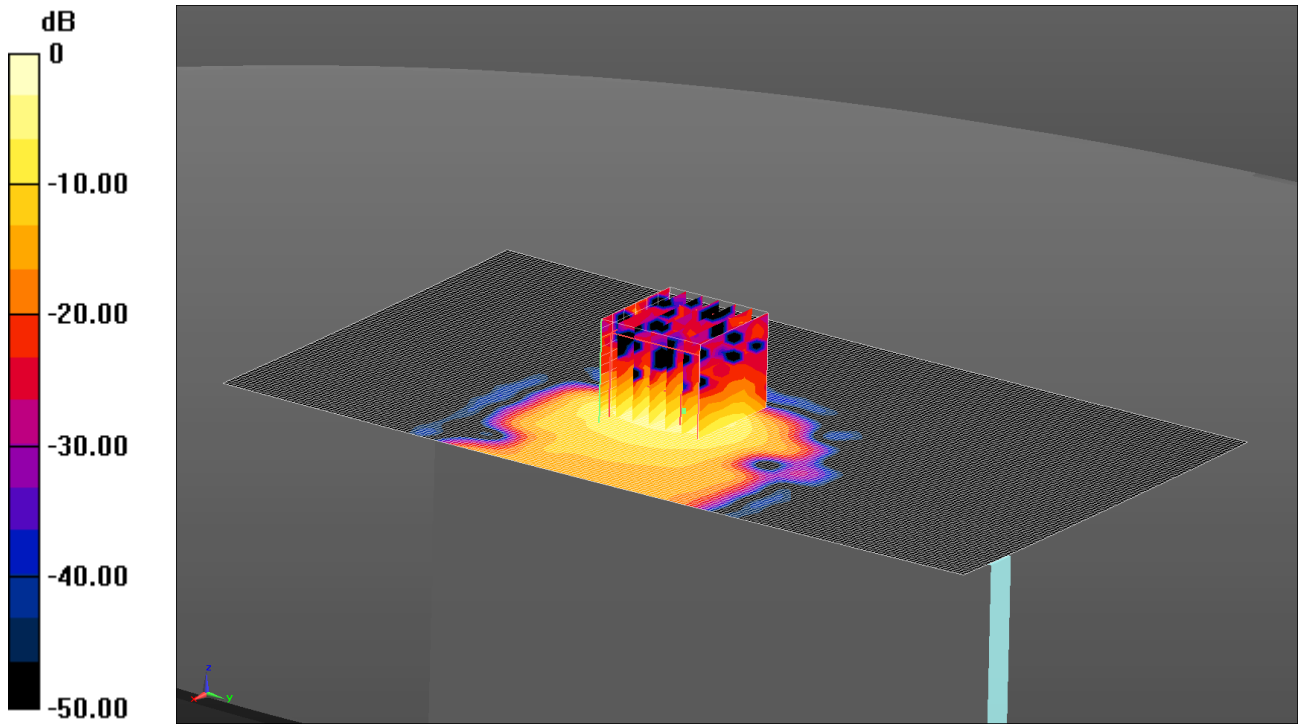

0 dB = 1.11 W/kg = 0.45 dBW/kg

Communication System: UID 0, WLAN 802.11 (0); Frequency: 5745 MHz;Duty Cycle: 1:1
Medium: 5200/5500/5800 MHz MSL Medium parameters used (interpolated): f = 5745 MHz; σ = 6.048 S/m; ε_r = 46.399; ρ = 1000 kg/m^3
Phantom section: Flat Section
DASY4 Configuration:
- Probe: EX3DV4 - SN3994; ConvF(4.27, 4.27, 4.27); Calibrated: 07/05/2014;
- Sensor-Surface: 4mm (Mechanical Surface Detection), Sensor-Surface: 2mm (Mechanical Surface Detection)
- Electronics: DAE3 Sn431; Calibrated: 18/11/2013
- Phantom: ELI v5.0; Type: QDOVA002AA; Serial: TP:xxxx
- ; SEMCAD X Version 14.6.10 (7164)

Configuration/Bottom of EUT Facing Phantom- High/Area Scan (101x181x1): Interpolated grid: dx=1.000 mm, dy=1.000 mm
Maximum value of SAR (interpolated) = 0.715 W/kg
Configuration/Bottom of EUT Facing Phantom- High/Zoom Scan (5-6 GHz) (7x7x12) 2 2 (7x7x12)/Cube 0:
Measurement grid: dx=4mm, dy=4mm, dz=2mm
Reference Value = 11.739 V/m; Power Drift = 0.02 dB
Peak SAR (extrapolated) = 2.69 W/kg
SAR(1 g) = 0.540 W/kg; SAR(10 g) = 0.155 W/kg
Maximum value of SAR (measured) = 1.11 W/kg

This report shall not be reproduced except in full, without the written approval of UL Verification Services Ltd.