PSD, Chain 0

PSD, Chain 0 LOW CH1

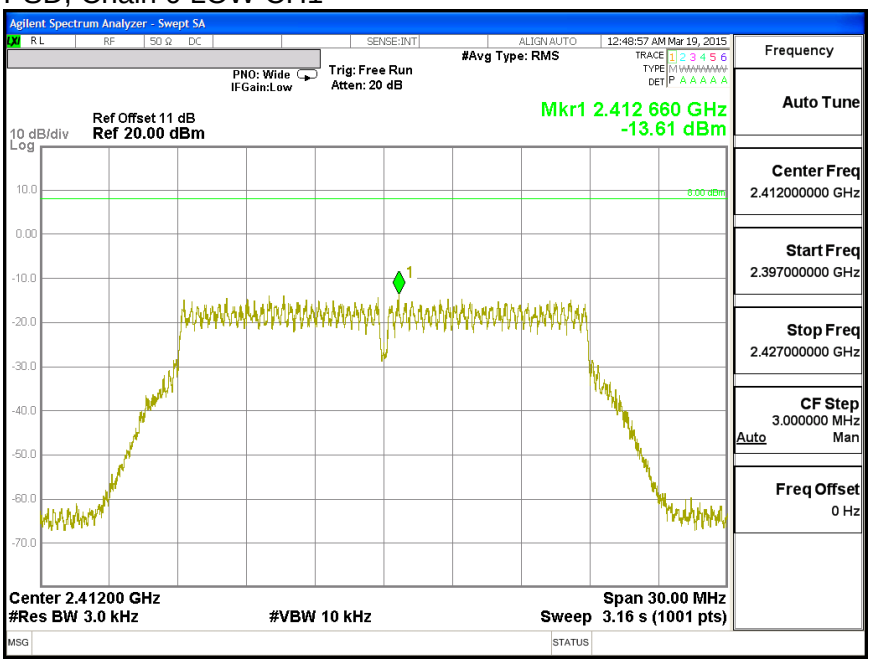

PSD, Chain 0 LOW CH2

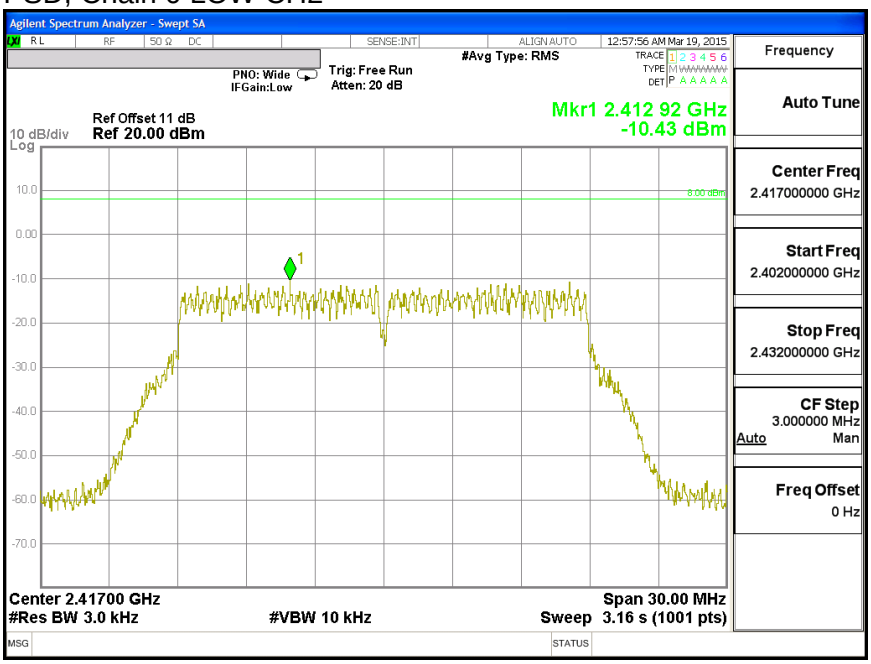

UL VERIFICATION SERVICES INC. FORM NO: CCSUP4701J
47173 BENICIA STREET, FREMONT, CA 94538, USA TEL: (510) 771-1000 FAX: (510) 661-0888
This report shall not be reproduced except in full, without the written approval of UL Verification Services Inc.

PSD, Chain 0 LOW CH3

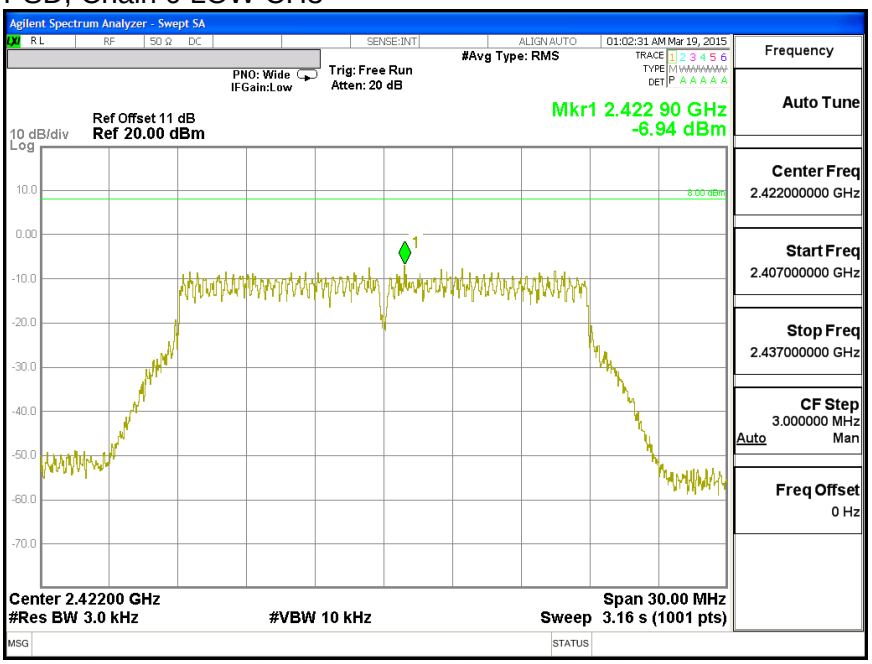

PSD, Chain 0 MID CH

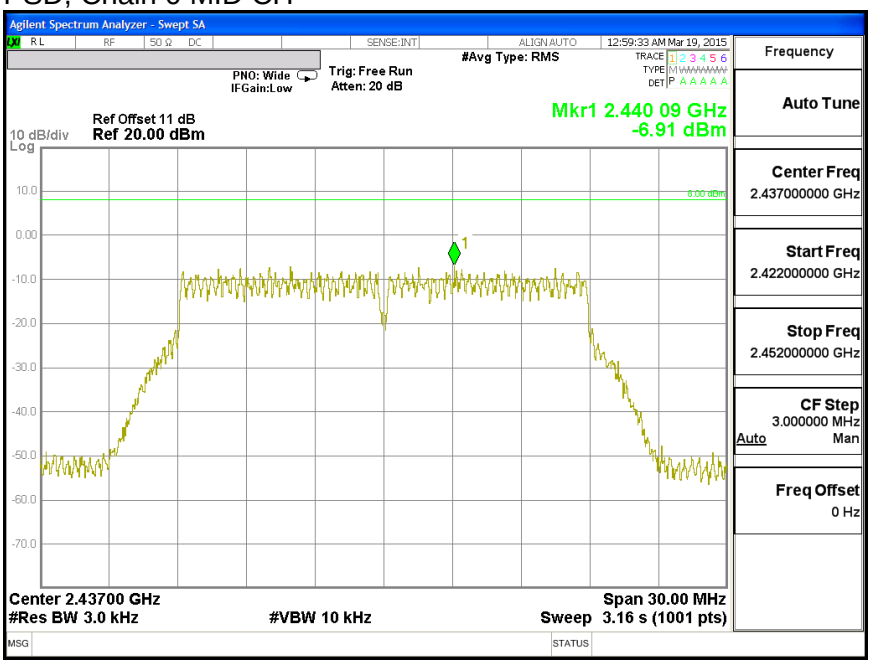

This report shall not be reproduced except in full, without the written approval of UL Verification Services Inc.

PSD, Chain 0 HIGH CH8

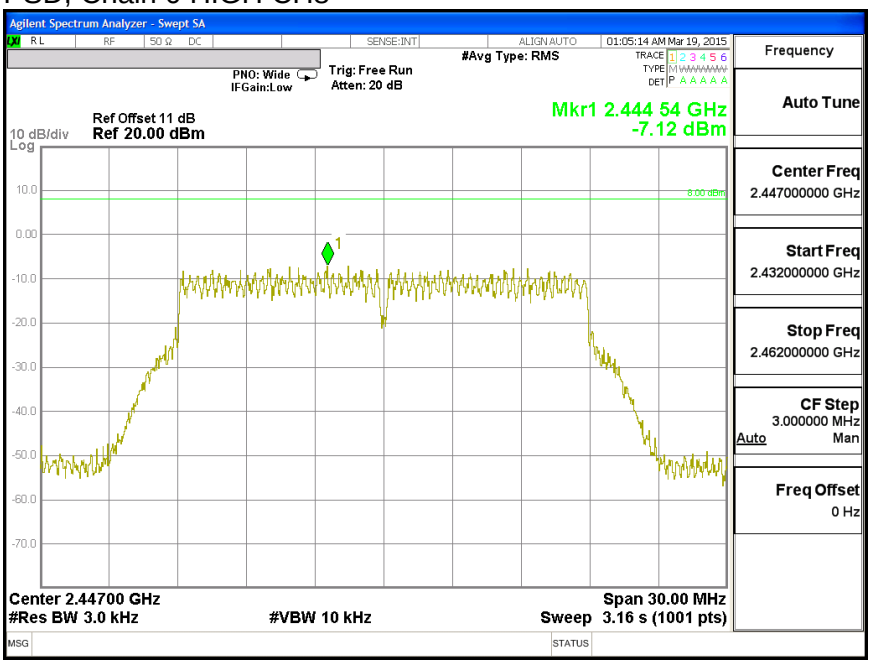

PSD, Chain 0 HIGH CH9

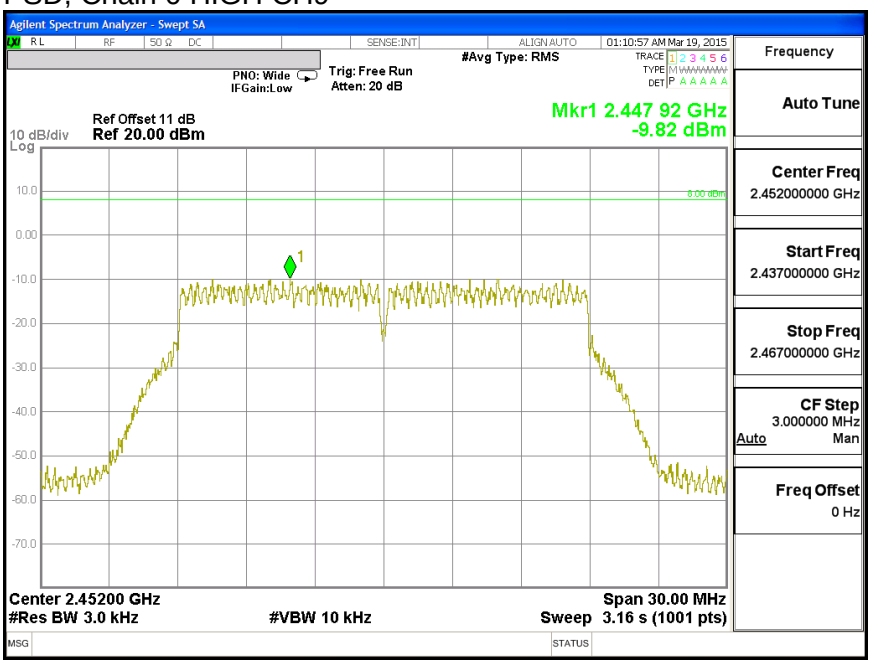

This report shall not be reproduced except in full, without the written approval of UL Verification Services Inc.

PSD, Chain 0 HIGH CH10

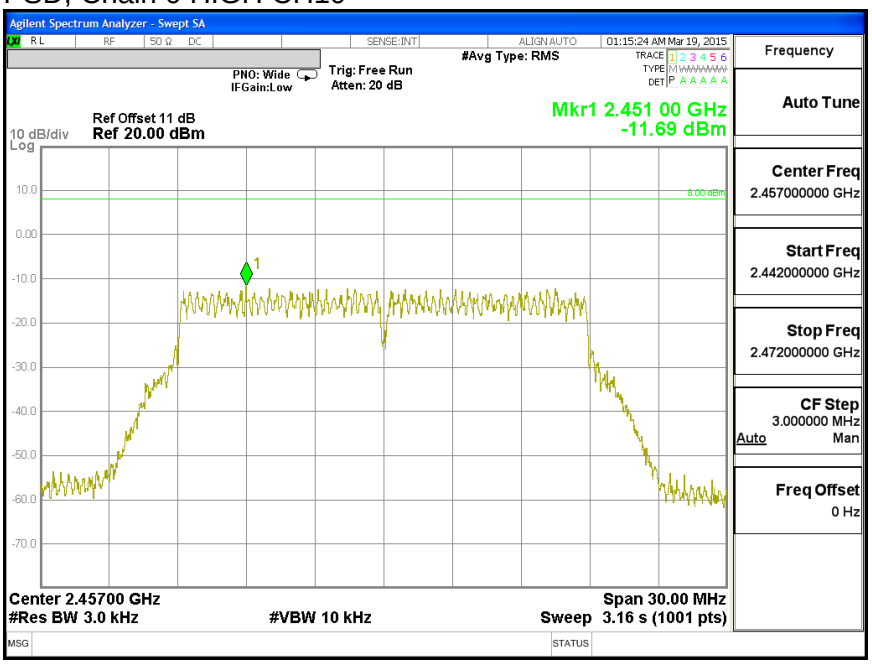

PSD, Chain 0 HIGH CH11

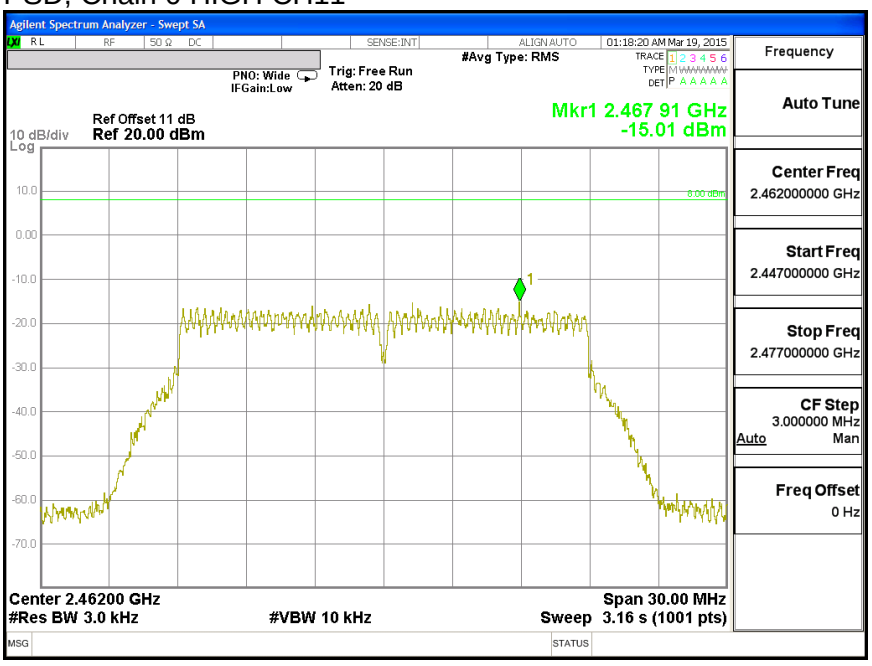

This report shall not be reproduced except in full, without the written approval of UL Verification Services Inc.

PSD, Chain 0 HIGH CH12

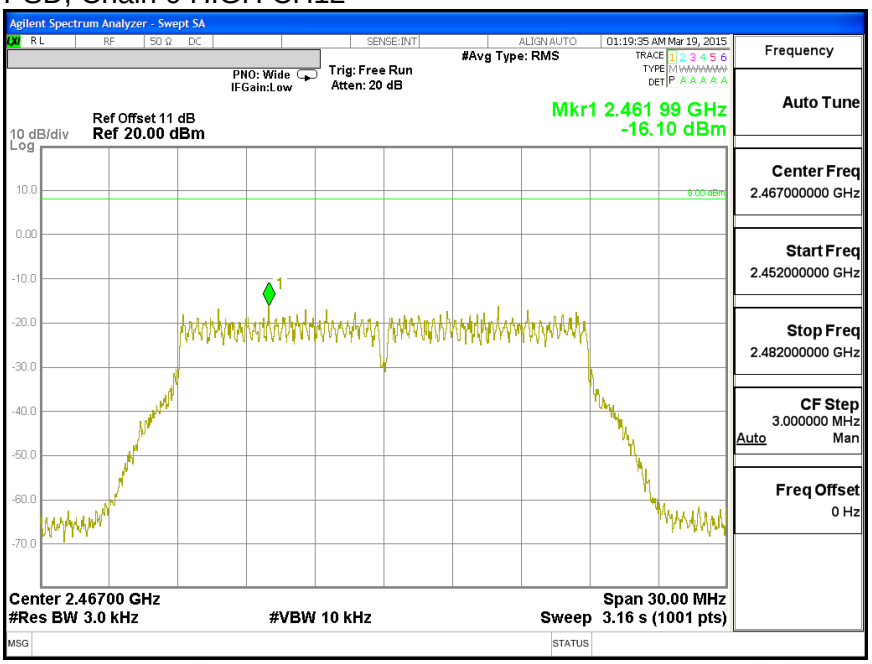

PSD, Chain 0 HIGH CH13

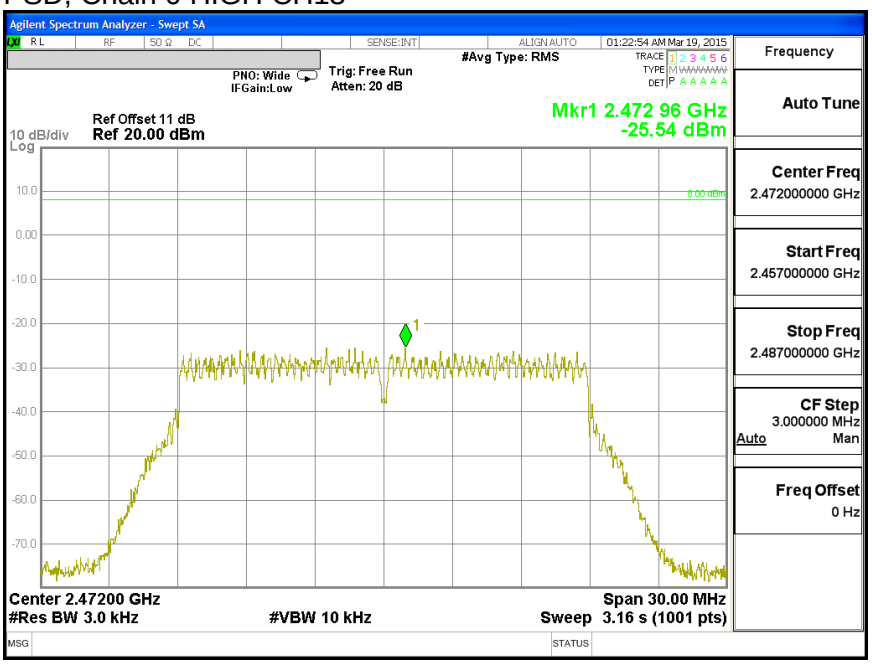

UL VERIFICATION SERVICES INC.
47173 BENICIA STREET, FREMONT, CA 94538, USA TEL: (510) 771-1000 FAX: (510) 661-0888

FORM NO: CCSUP4701J
This report shall not be reproduced except in full, without the written approval of UL Verification Services Inc.

PSD, Chain 1

PSD, Chain 1 LOW CH1

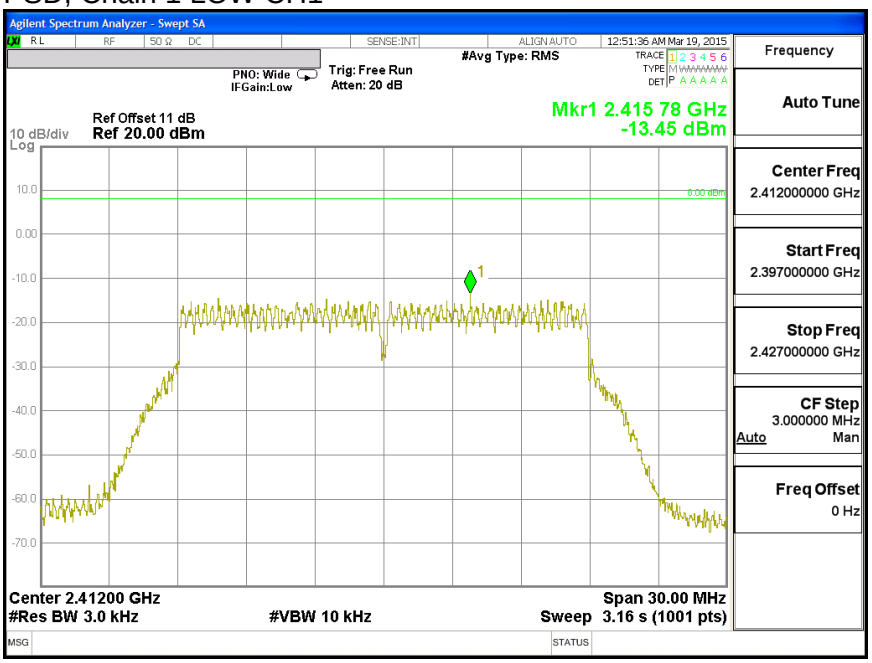

PSD, Chain 1 LOW CH2

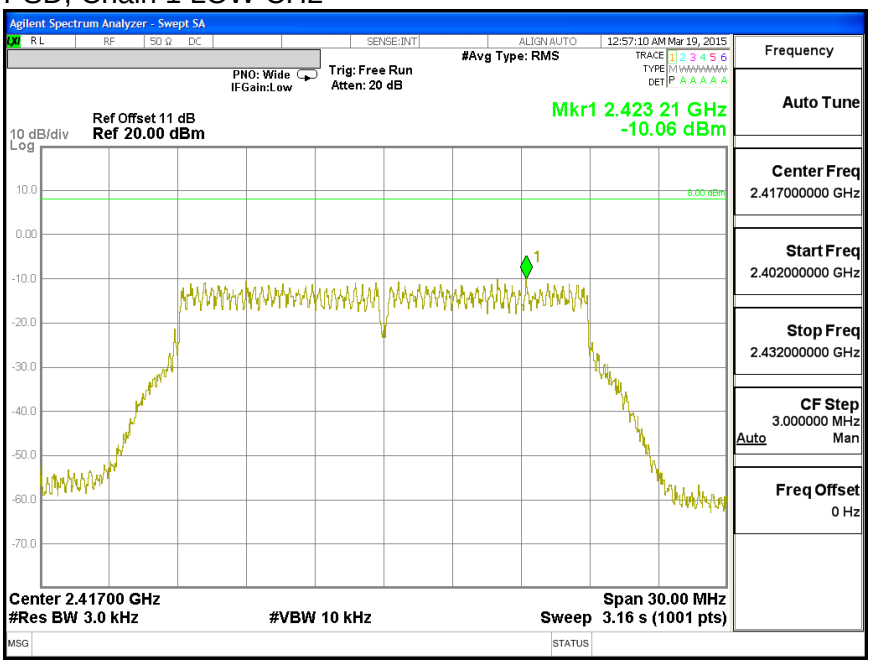

UL VERIFICATION SERVICES INC. FORM NO: CCSUP4701J
47173 BENICIA STREET, FREMONT, CA 94538, USA TEL: (510) 771-1000 FAX: (510) 661-0888
This report shall not be reproduced except in full, without the written approval of UL Verification Services Inc.

PSD, Chain 1 LOW CH3

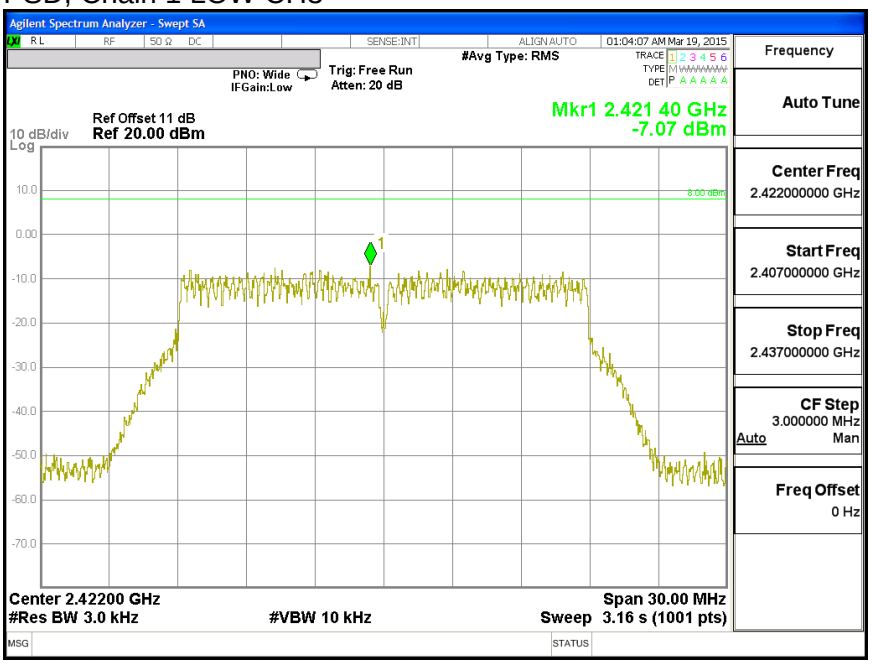

PSD, Chain 1 MID CH

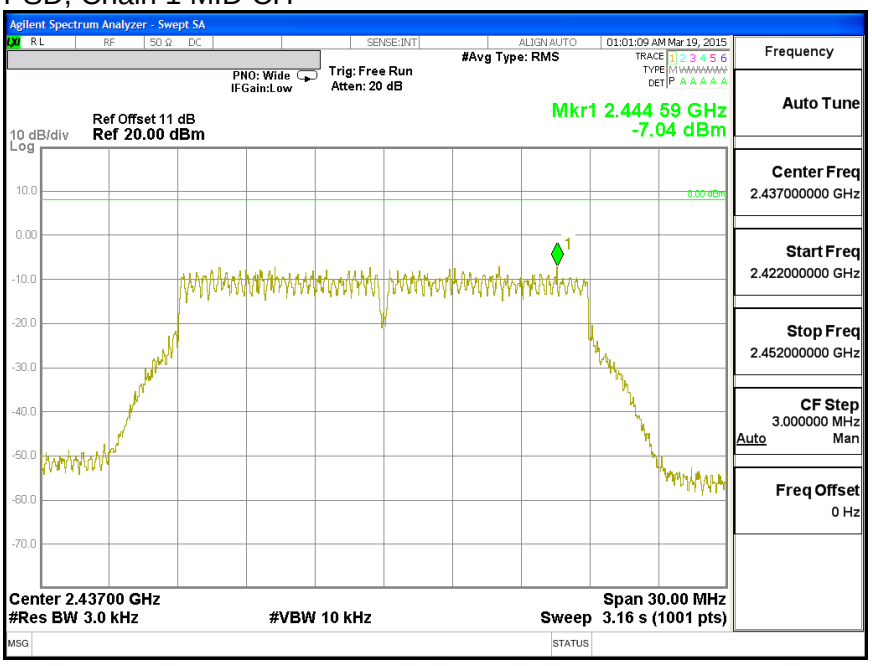

UL VERIFICATION SERVICES INC. FORM NO: CCSUP4701J
47173 BENICIA STREET, FREMONT, CA 94538, USA TEL: (510) 771-1000 FAX: (510) 661-0888
This report shall not be reproduced except in full, without the written approval of UL Verification Services Inc.

PSD, Chain 1 HIGH CH8

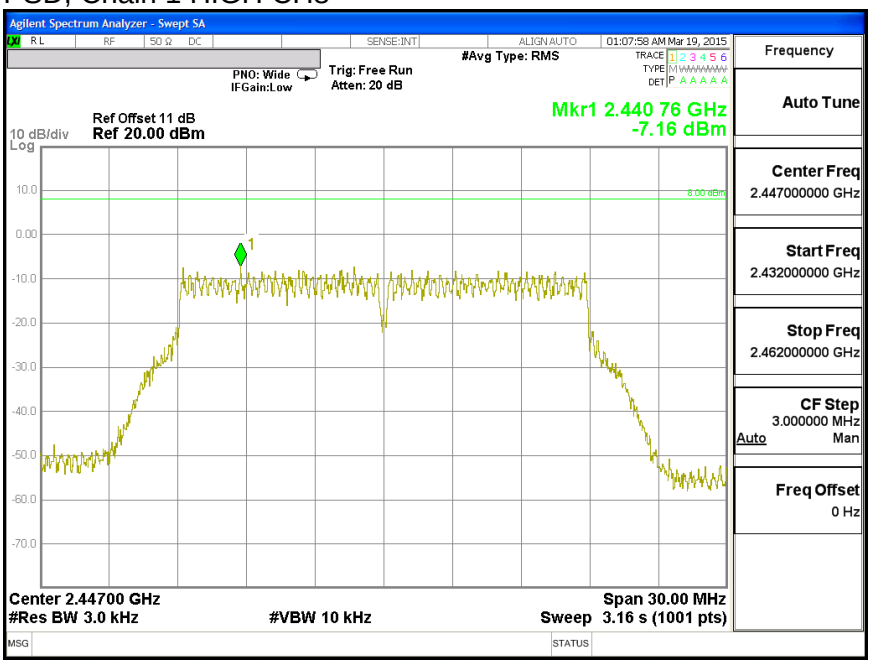

PSD, Chain 1 HIGH CH9

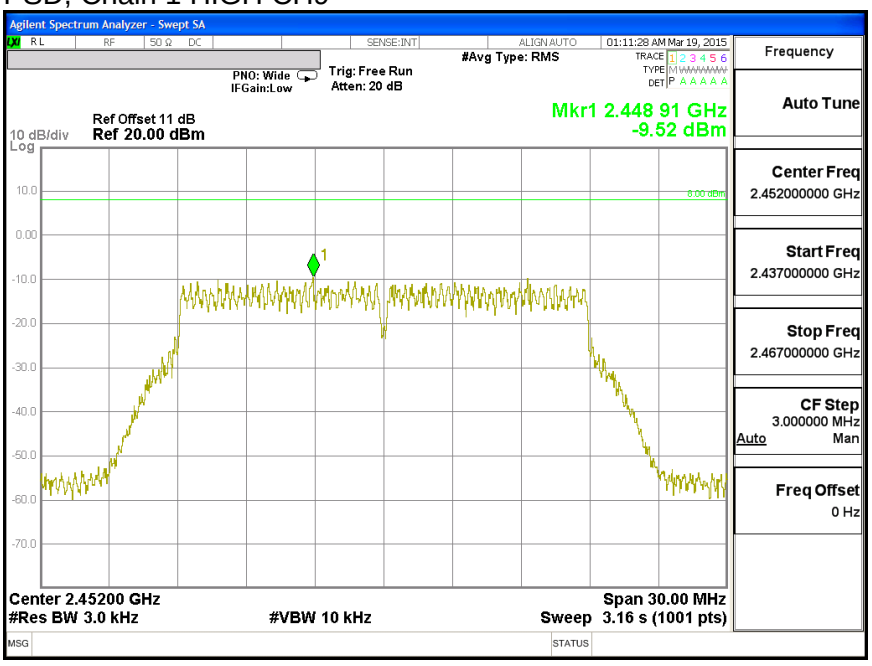

UL VERIFICATION SERVICES INC.
47173 BENICIA STREET, FREMONT, CA 94538, USA TEL: (510) 771-1000 FAX: (510) 661-0888

FORM NO: CCSUP4701J
This report shall not be reproduced except in full, without the written approval of UL Verification Services Inc.

PSD, Chain 1 HIGH CH10

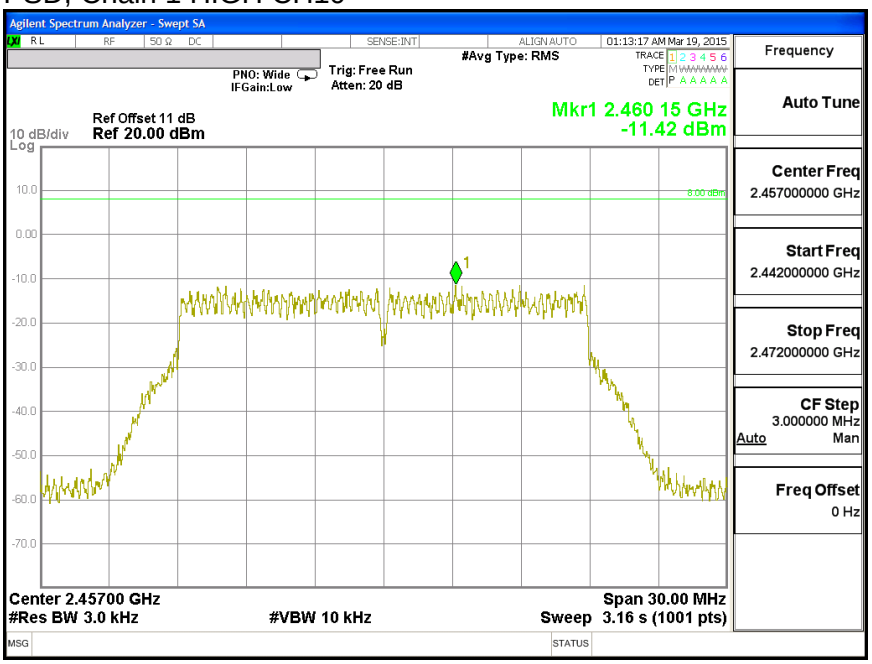

PSD, Chain 1 HIGH CH11

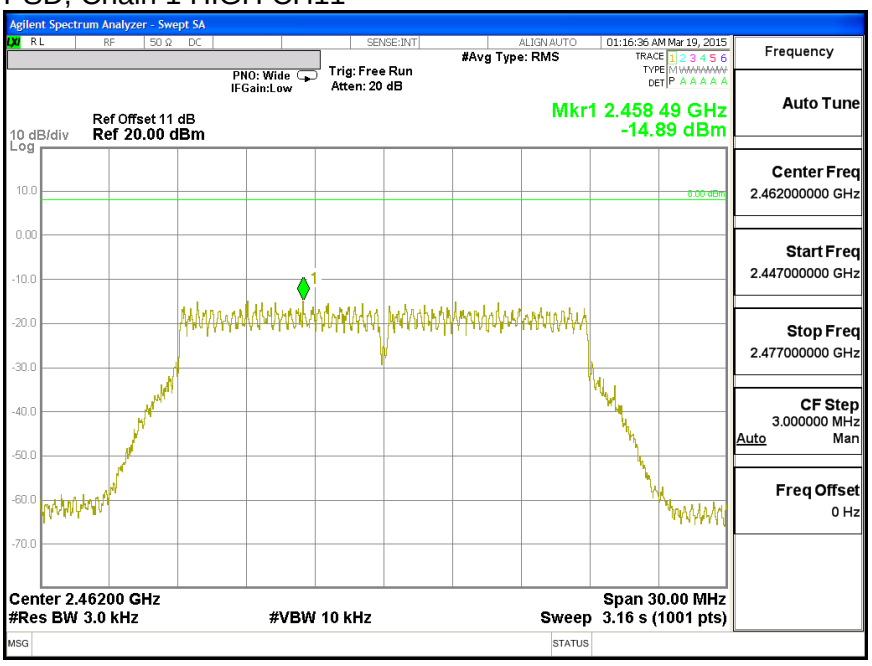

This report shall not be reproduced except in full, without the written approval of UL Verification Services Inc.

PSD, Chain 1 HIGH CH12

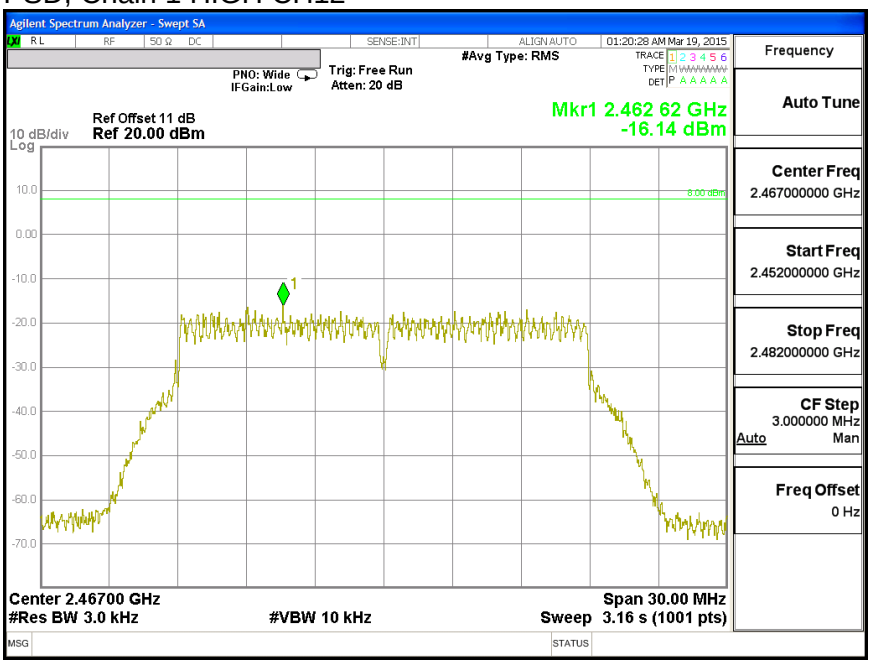

PSD, Chain 1 HIGH CH13

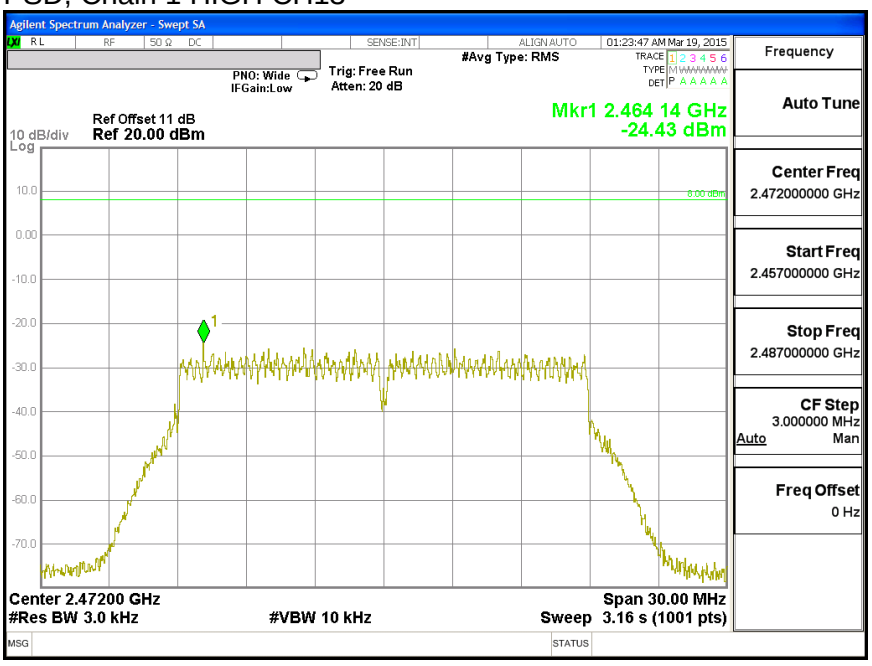

UL VERIFICATION SERVICES INC.
47173 BENICIA STREET, FREMONT, CA 94538, USA TEL: (510) 771-1000 FAX: (510) 661-0888

FORM NO: CCSUP4701J
This report shall not be reproduced except in full, without the written approval of UL Verification Services Inc.

8.4.6. OUT-OF-BAND EMISSIONS

LIMITS

FCC §15.247 (d)

IC RSS-247 (5.5)

In any 100 kHz bandwidth outside the frequency band in which the spread spectrum or digitally modulated intentional radiator is operating, the radio frequency power that is produced by the intentional radiator shall be at least 20 dB below that in the 100 kHz bandwidth within the band that contains the highest level of the desired power, based on either an RF conducted or a radiated measurement, provided the transmitter demonstrates compliance with the peak conducted power limits. If the transmitter complies with the conducted power limits based on the use of RMS averaging over a time interval, as permitted under paragraph (b)(3) of this section, the attenuation required under this paragraph shall be 30 dB instead of 20 dB. Attenuation below the general limits specified in §15.209(a) is not required.

This report shall not be reproduced except in full, without the written approval of UL Verification Services Inc.

RESULTS

IN-BAND REFERENCE LEVEL, Chain 0

REFERENCE LEVEL Chain 0 MID CH

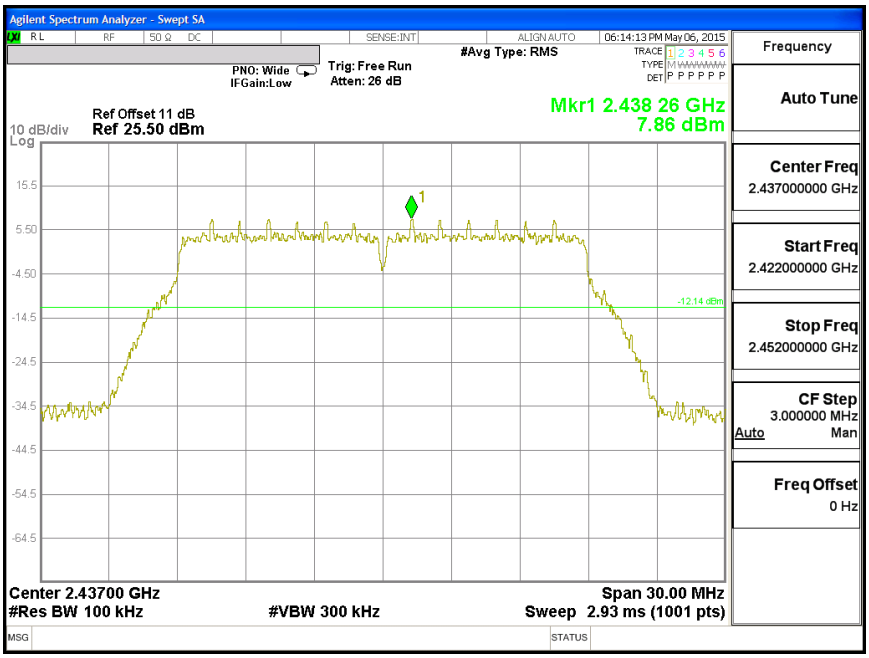

This report shall not be reproduced except in full, without the written approval of UL Verification Services Inc.

LOW CHANNEL BANDEDGE, Chain 0

AUTHORIZED BAND EDGE Chain 0 LOW CH1

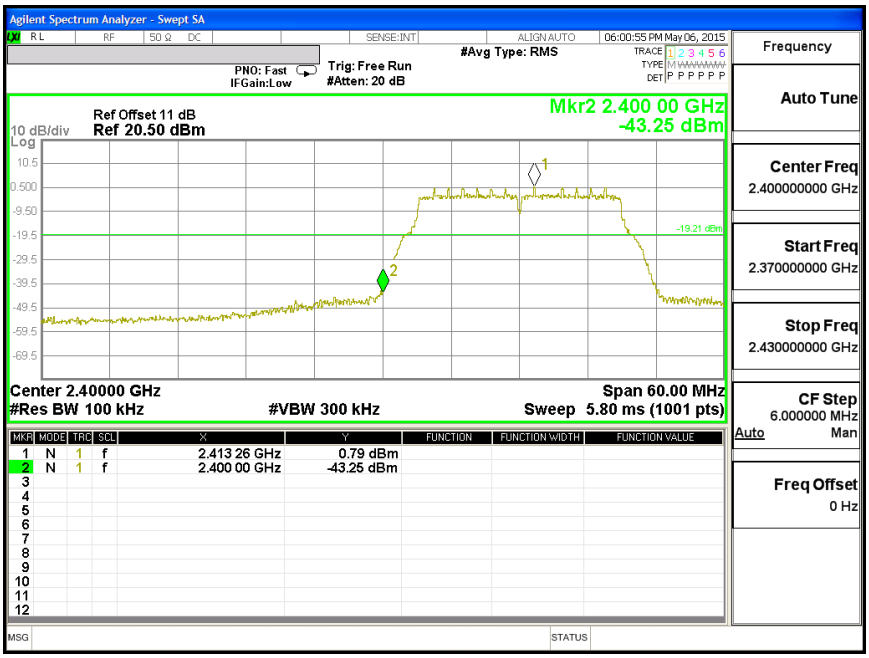

AUTHORIZED BAND EDGE Chain 0 LOW CH2

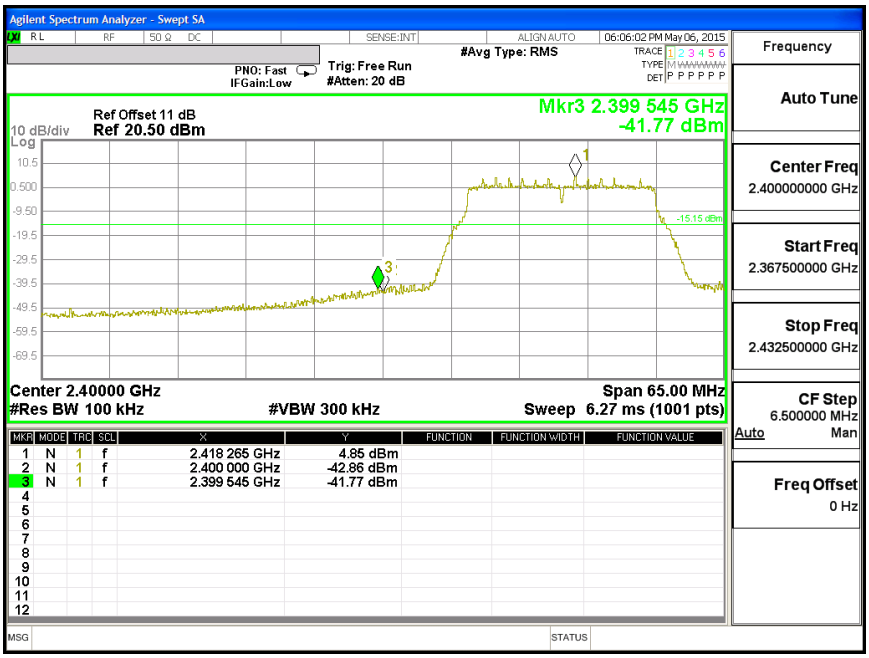

This report shall not be reproduced except in full, without the written approval of UL Verification Services Inc.

AUTHORIZED BAND EDGE Chain 0 LOW CH3

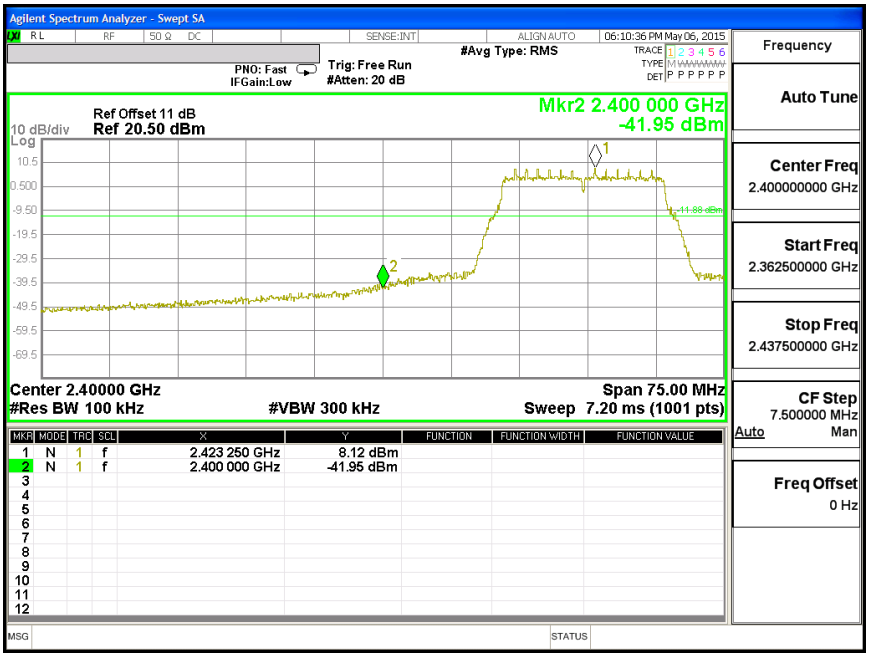

UL VERIFICATION SERVICES INC. FORM NO: CCSUP4701J
47173 BENICIA STREET, FREMONT, CA 94538, USA TEL: (510) 771-1000 FAX: (510) 661-0888
This report shall not be reproduced except in full, without the written approval of UL Verification Services Inc.

HIGH CHANNEL BANDEDGE, Chain 0

AUTHORIZED BAND EDGE Chain 0 HIGH CH8

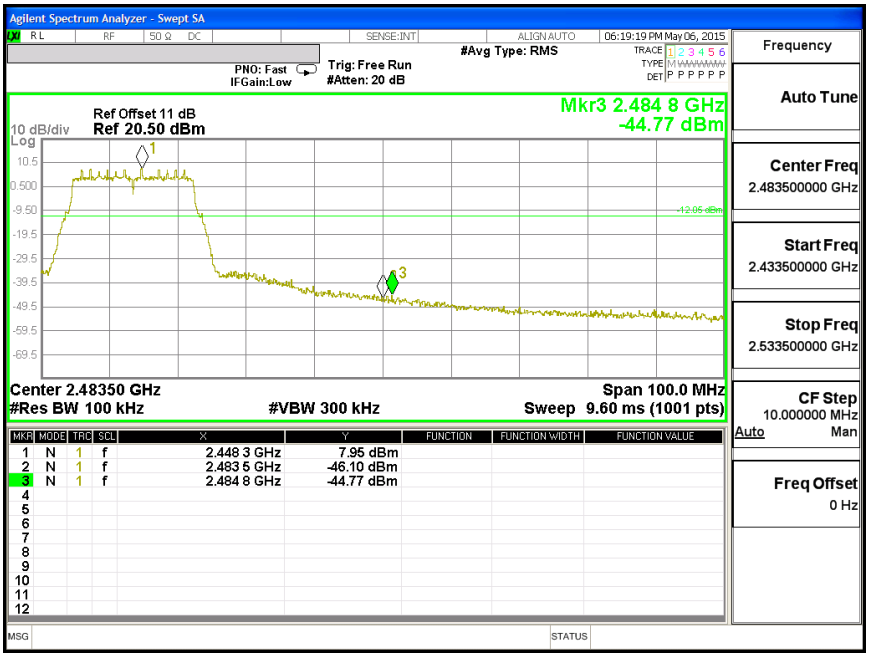

AUTHORIZED BAND EDGE Chain 0 HIGH CH9

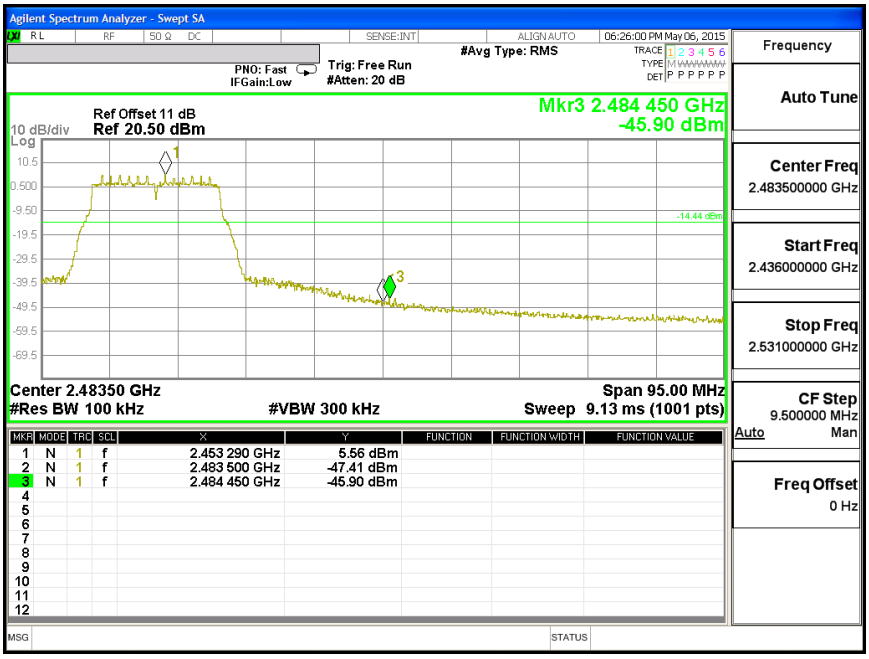

UL VERIFICATION SERVICES INC. FORM NO: CCSUP4701J
47173 BENICIA STREET, FREMONT, CA 94538, USA TEL: (510) 771-1000 FAX: (510) 661-0888
This report shall not be reproduced except in full, without the written approval of UL Verification Services Inc.

AUTHORIZED BAND EDGE Chain 0 HIGH CH10

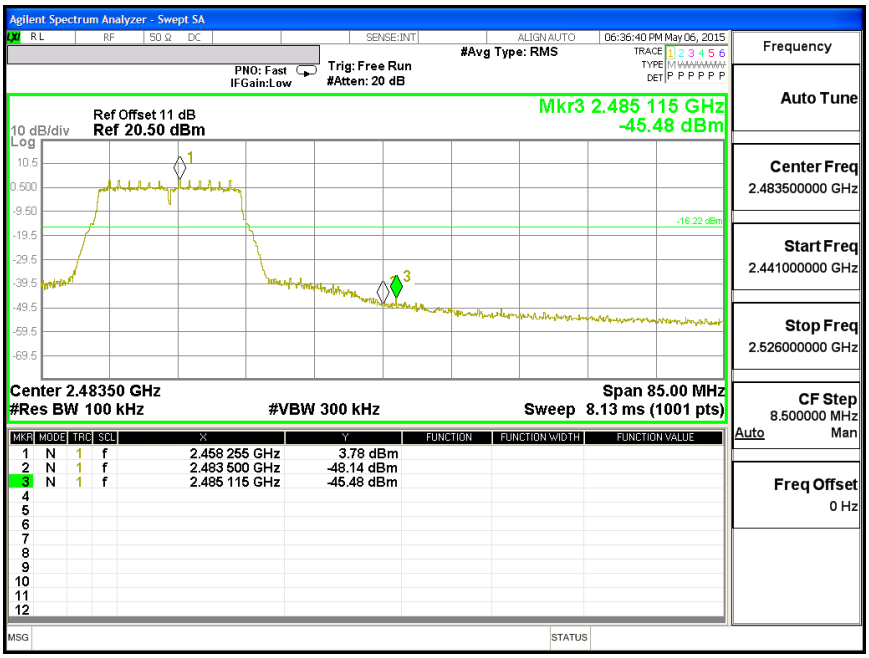

AUTHORIZED BAND EDGE Chain 0 HIGH CH11

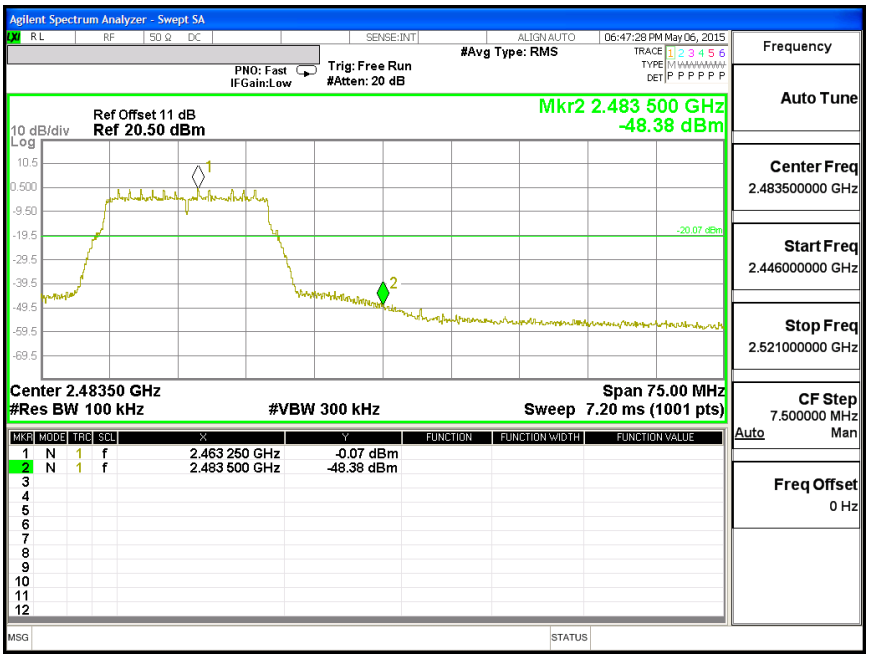

This report shall not be reproduced except in full, without the written approval of UL Verification Services Inc.

AUTHORIZED BAND EDGE Chain 0 HIGH CH12

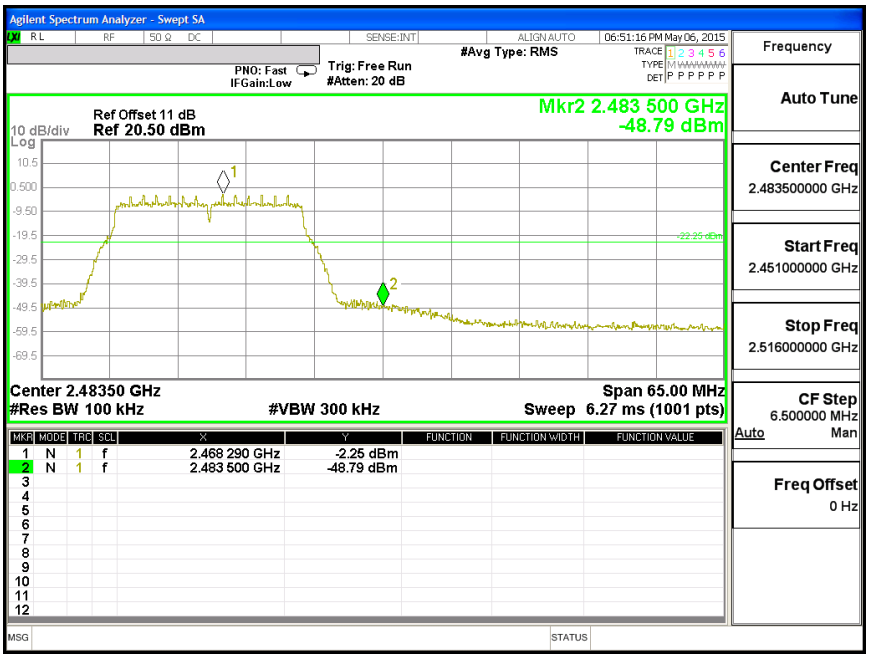

AUTHORIZED BAND EDGE Chain 0 HIGH CH13

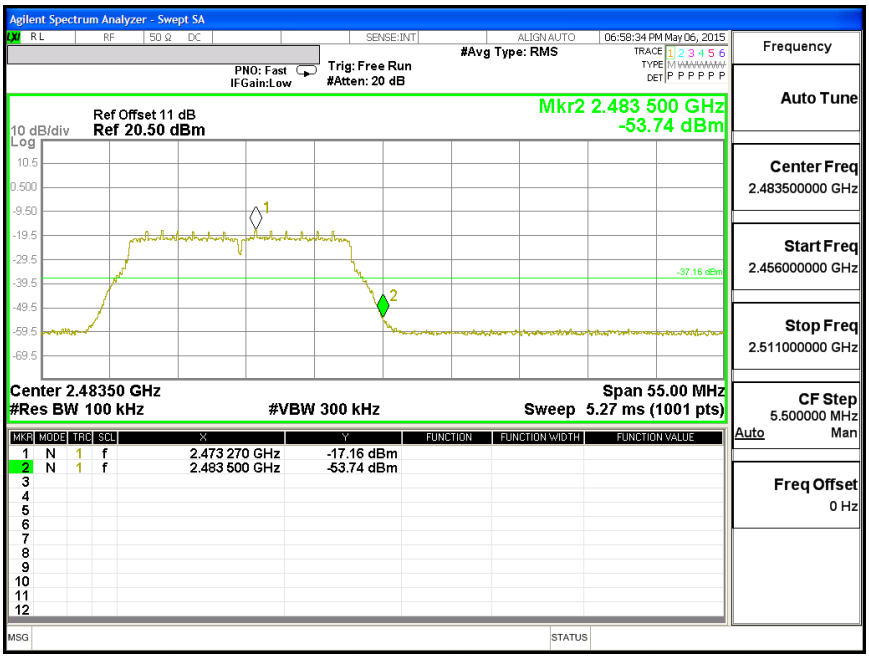

This report shall not be reproduced except in full, without the written approval of UL Verification Services Inc.

OUT-OF-BAND EMISSIONS, Chain 0

OUT OF BAND Chain 0 LOW CH1

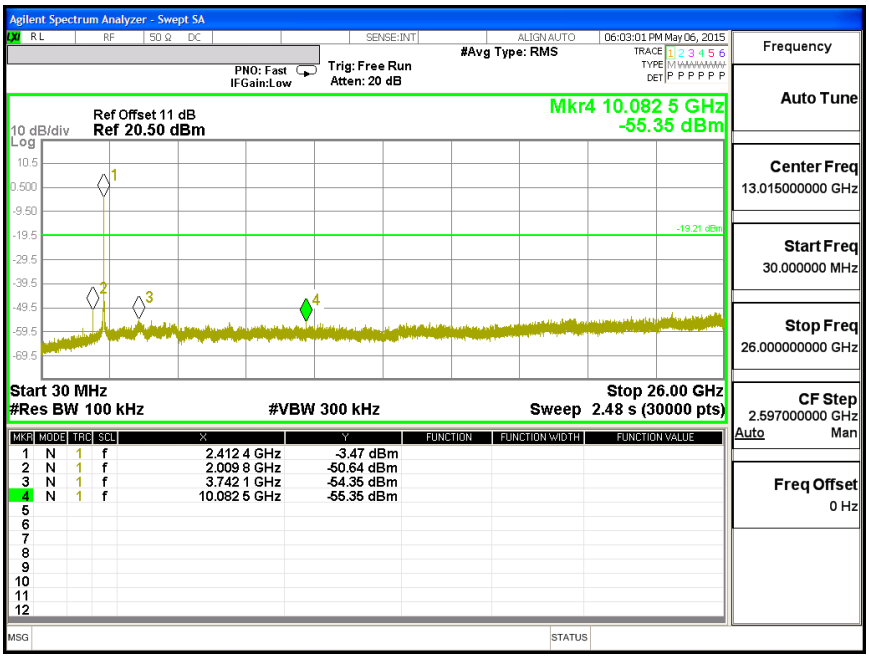

OUT OF BAND Chain 0 LOW CH2

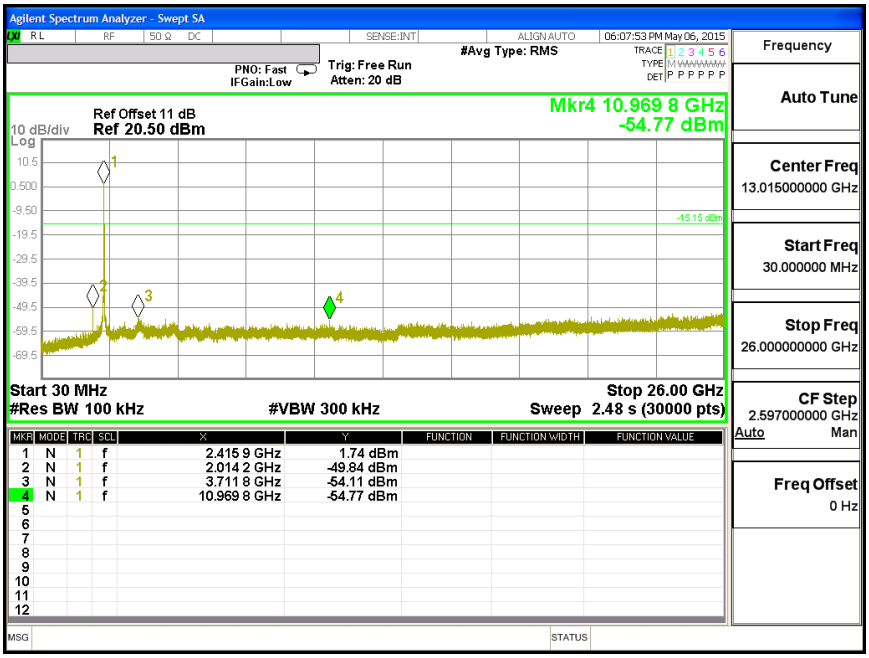

UL VERIFICATION SERVICES INC. FORM NO: CCSUP4701J
47173 BENICIA STREET, FREMONT, CA 94538, USA TEL: (510) 771-1000 FAX: (510) 661-0888
This report shall not be reproduced except in full, without the written approval of UL Verification Services Inc.

OUT OF BAND Chain 0 LOW CH3

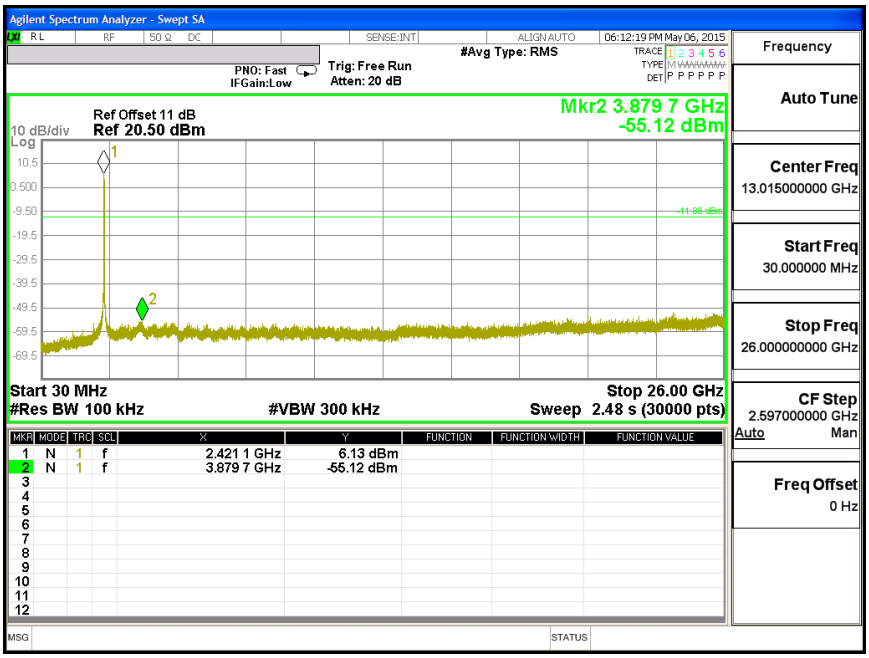

OUT OF BAND Chain 0 MID CH

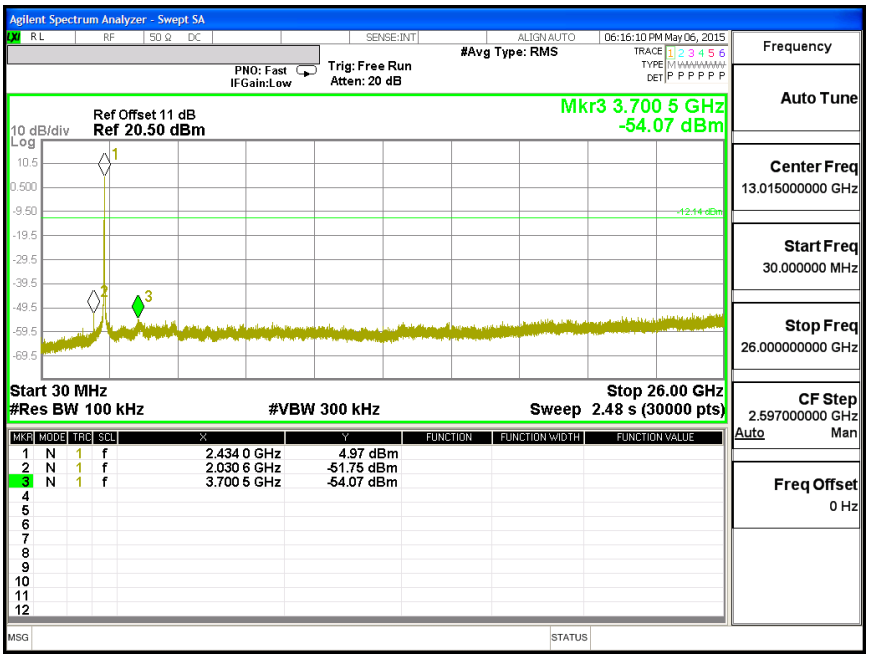

UL VERIFICATION SERVICES INC. FORM NO: CCSUP4701J
47173 BENICIA STREET, FREMONT, CA 94538, USA TEL: (510) 771-1000 FAX: (510) 661-0888
This report shall not be reproduced except in full, without the written approval of UL Verification Services Inc.

OUT OF BAND Chain 0 HIGH CH8

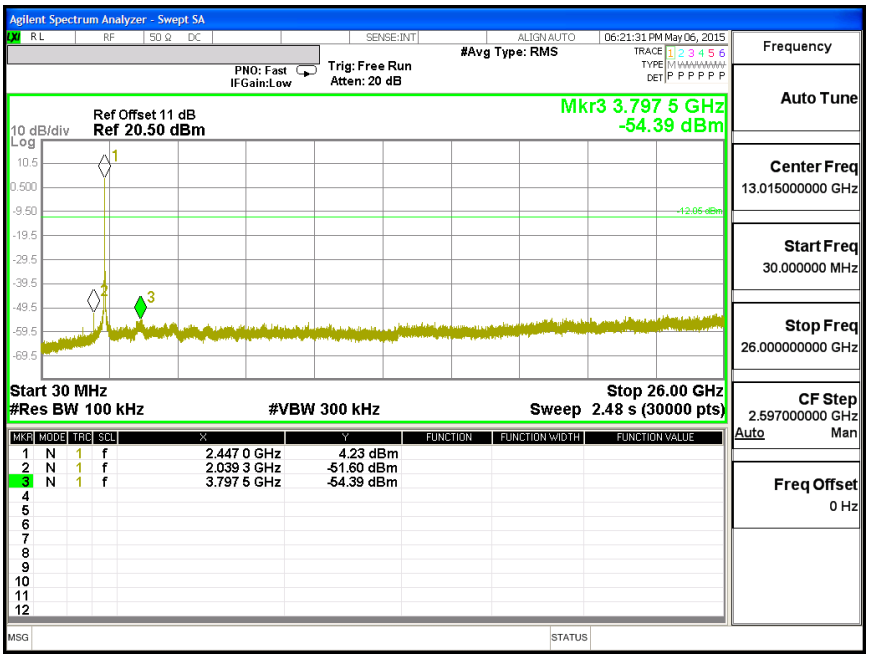

OUT OF BAND Chain 0 HIGH CH9

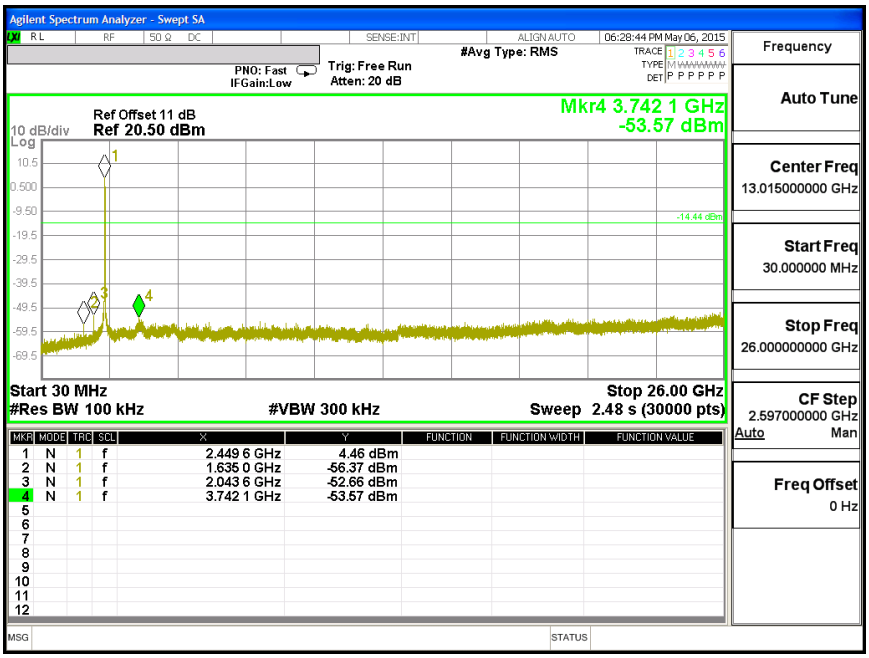

UL VERIFICATION SERVICES INC. FORM NO: CCSUP4701J
47173 BENICIA STREET, FREMONT, CA 94538, USA TEL: (510) 771-1000 FAX: (510) 661-0888
This report shall not be reproduced except in full, without the written approval of UL Verification Services Inc.

OUT OF BAND Chain 0 HIGH CH10

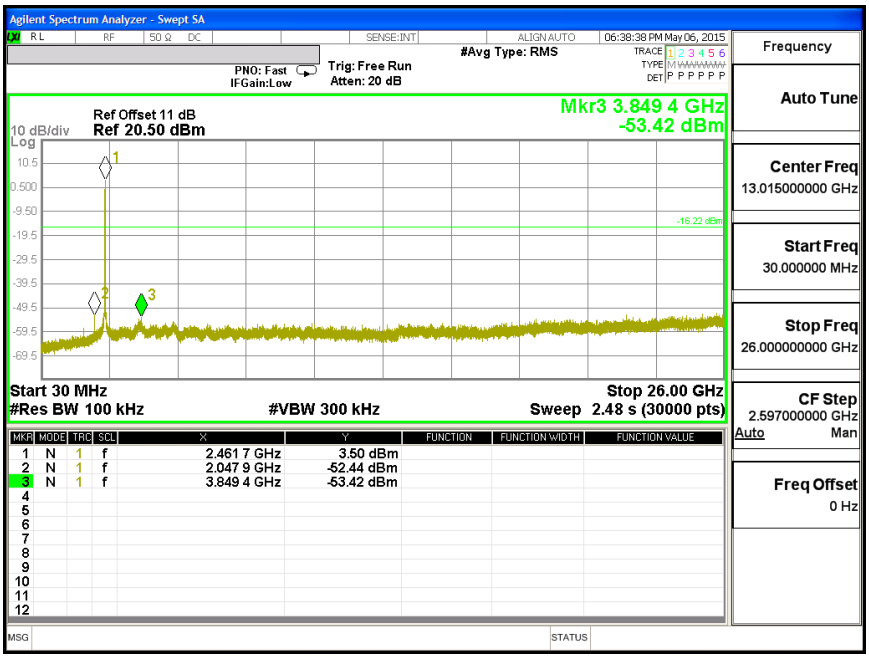

OUT OF BAND Chain 0 HIGH CH11

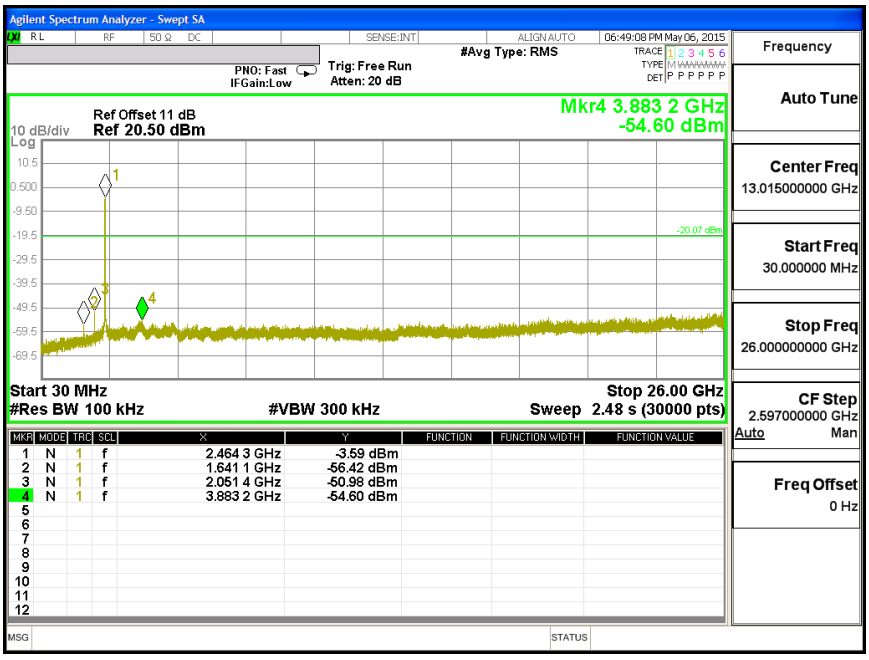

UL VERIFICATION SERVICES INC. FORM NO: CCSUP4701J
47173 BENICIA STREET, FREMONT, CA 94538, USA TEL: (510) 771-1000 FAX: (510) 661-0888
This report shall not be reproduced except in full, without the written approval of UL Verification Services Inc.

OUT OF BAND Chain 0 HIGH CH12

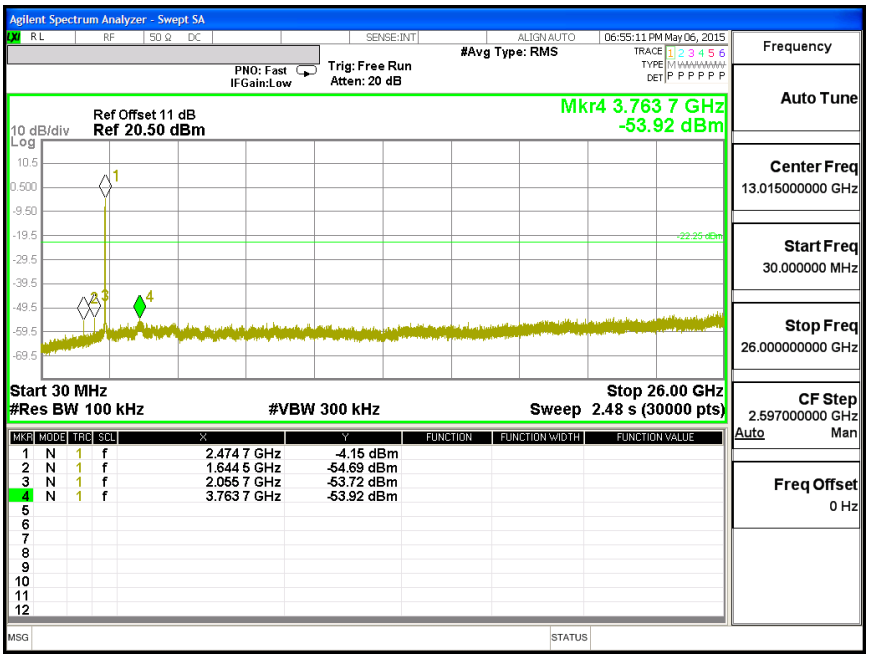

OUT OF BAND Chain 0 HIGH CH13

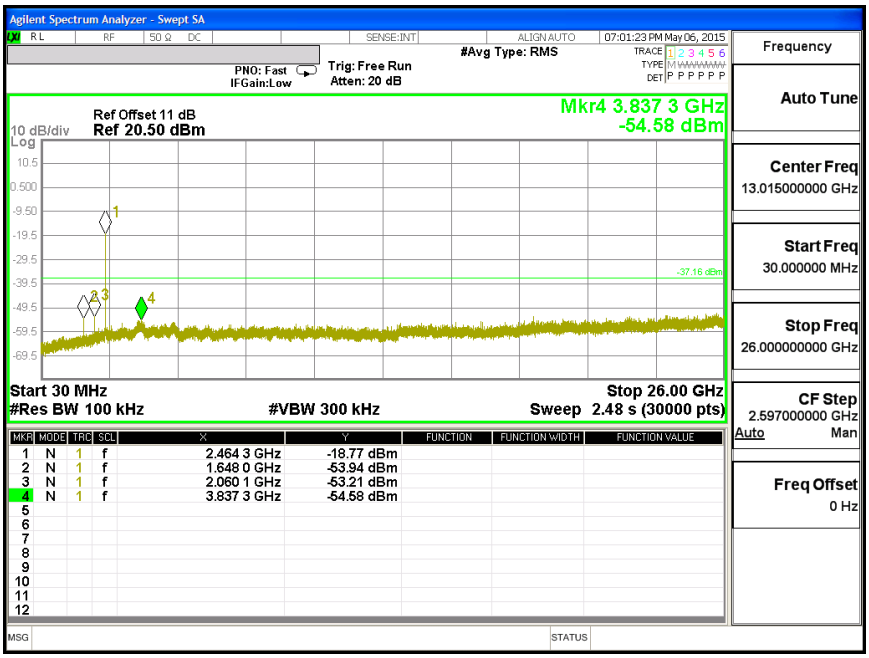

This report shall not be reproduced except in full, without the written approval of UL Verification Services Inc.

IN-BAND REFERENCE LEVEL, Chain 1

REFERENCE LEVEL Chain 1 MID CH

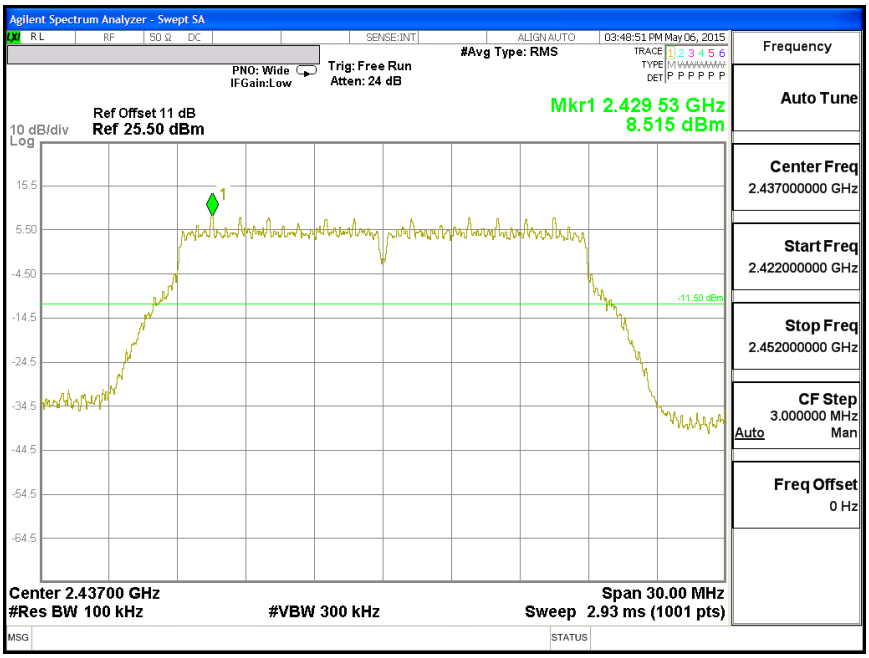

This report shall not be reproduced except in full, without the written approval of UL Verification Services Inc.

LOW CHANNEL BANDEDGE, Chain 1

AUTHORIZED BAND EDGE Chain 1 LOW CH1

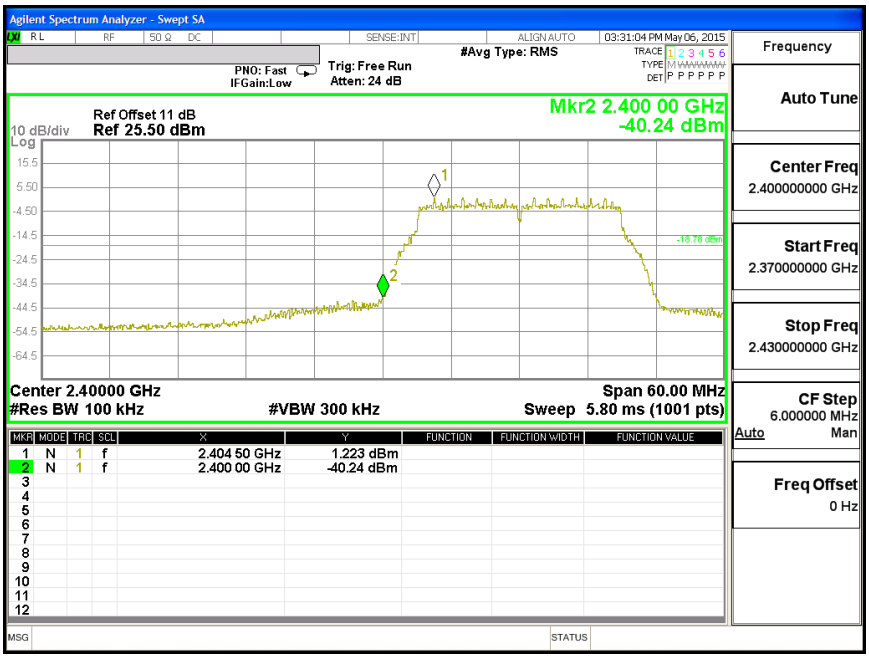

AUTHORIZED BAND EDGE Chain 1 LOW CH2

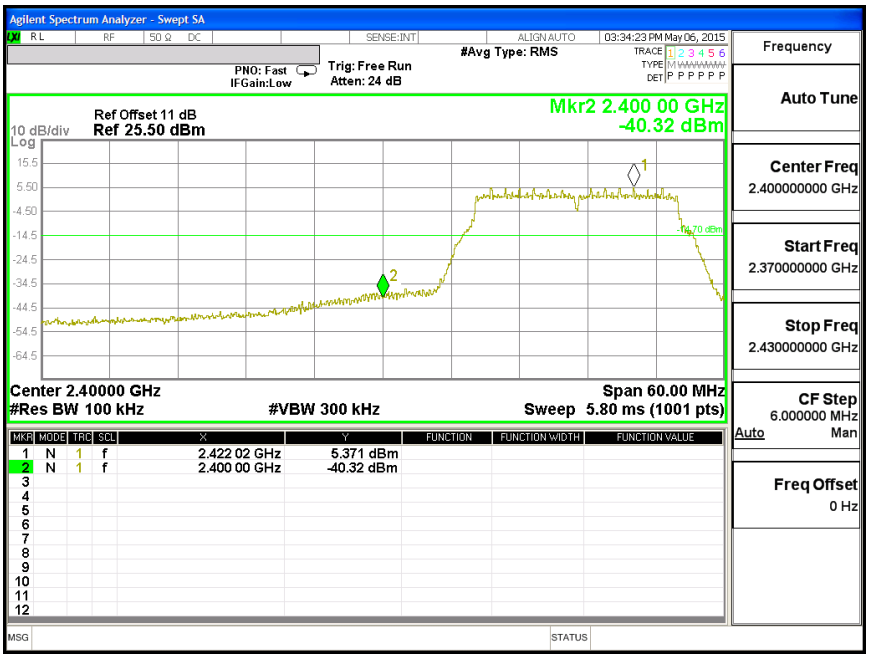

This report shall not be reproduced except in full, without the written approval of UL Verification Services Inc.

AUTHORIZED BAND EDGE Chain 1 LOW CH3

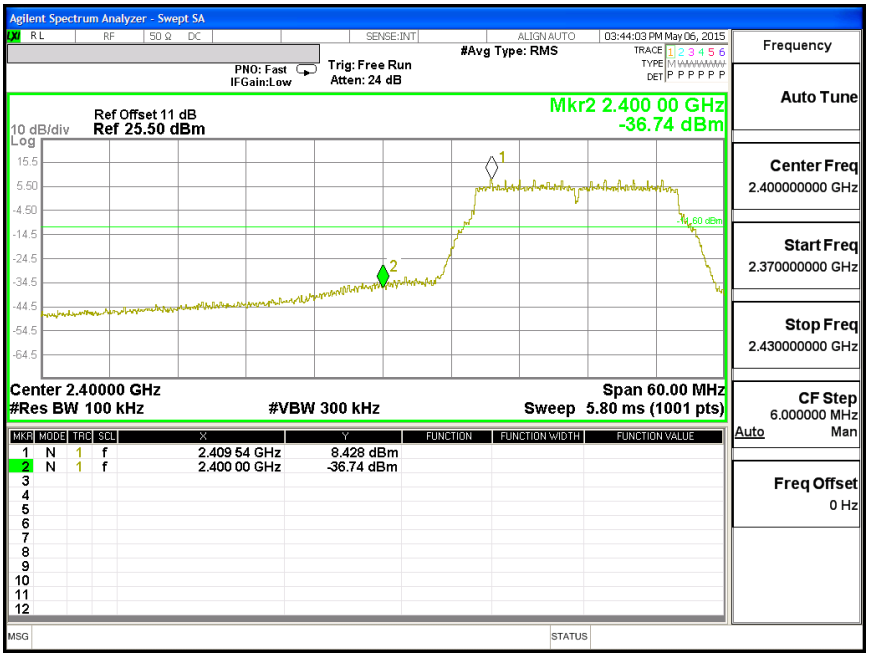

UL VERIFICATION SERVICES INC. FORM NO: CCSUP4701J
47173 BENICIA STREET, FREMONT, CA 94538, USA TEL: (510) 771-1000 FAX: (510) 661-0888
This report shall not be reproduced except in full, without the written approval of UL Verification Services Inc.

HIGH CHANNEL BANDEDGE, Chain 1

AUTHORIZED BAND EDGE Chain 1 HIGH CH8

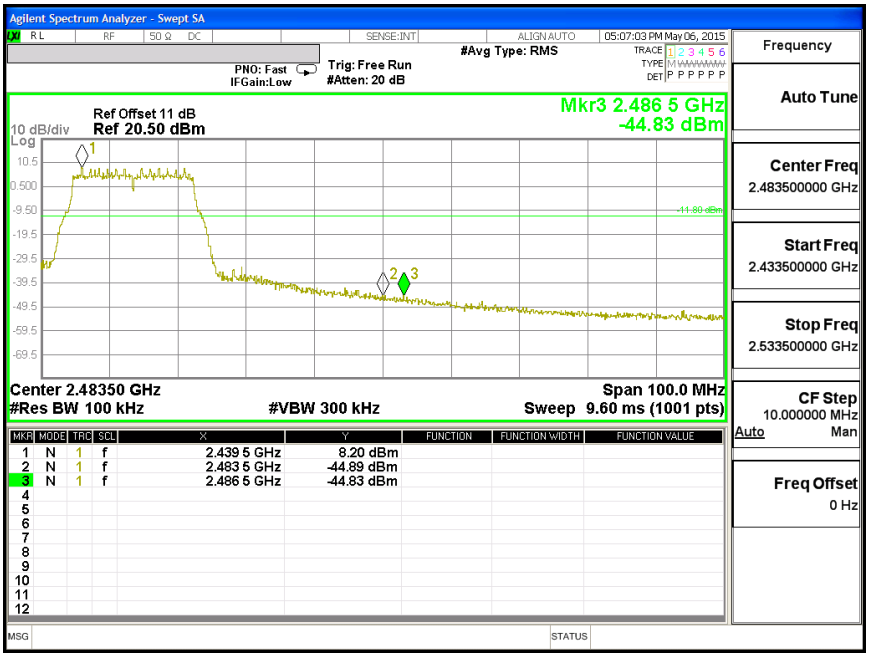

AUTHORIZED BAND EDGE Chain 1 HIGH CH9

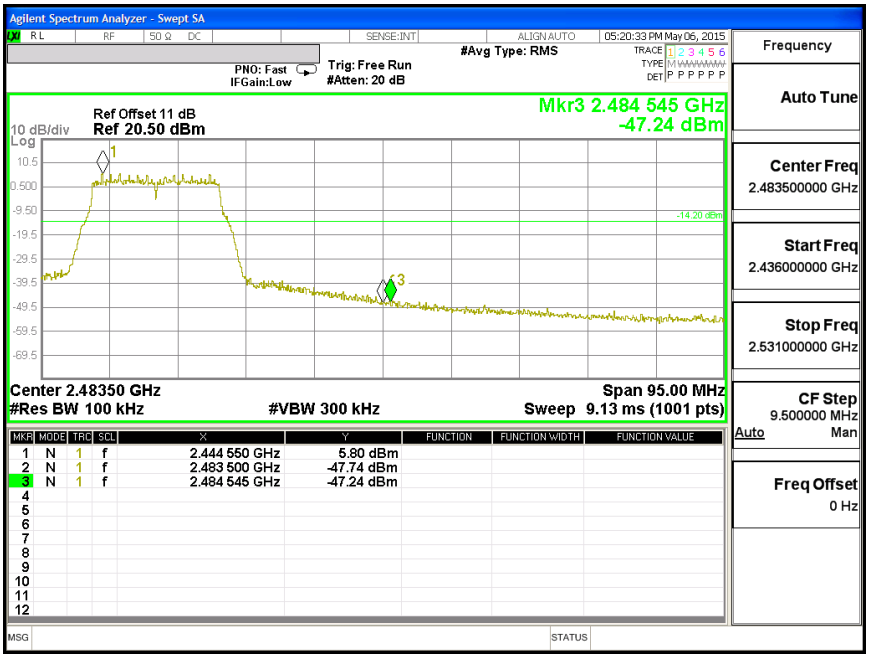

UL VERIFICATION SERVICES INC. FORM NO: CCSUP4701J
47173 BENICIA STREET, FREMONT, CA 94538, USA TEL: (510) 771-1000 FAX: (510) 661-0888
This report shall not be reproduced except in full, without the written approval of UL Verification Services Inc.

AUTHORIZED BAND EDGE Chain 1 HIGH CH10

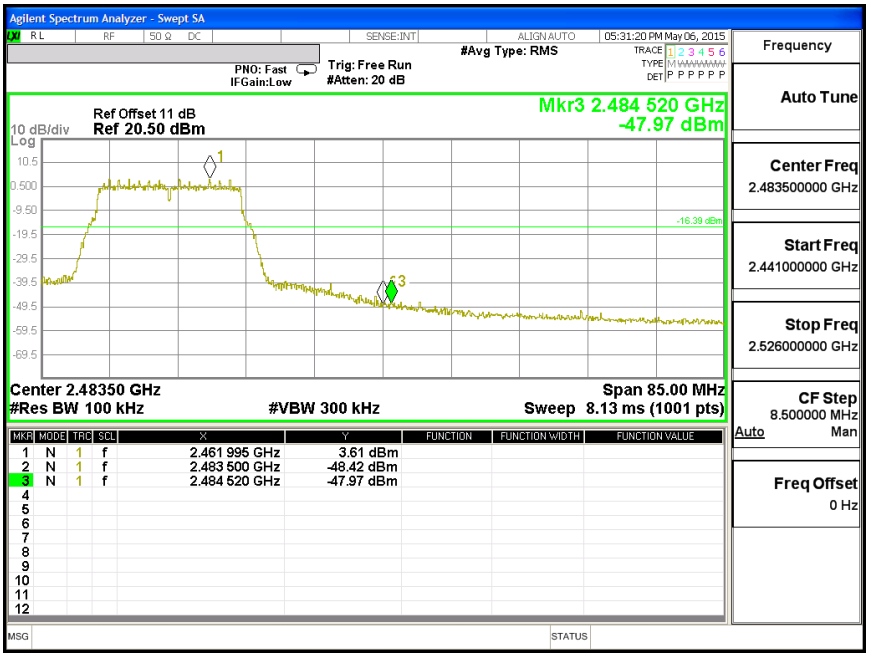

AUTHORIZED BAND EDGE Chain 1 HIGH CH11

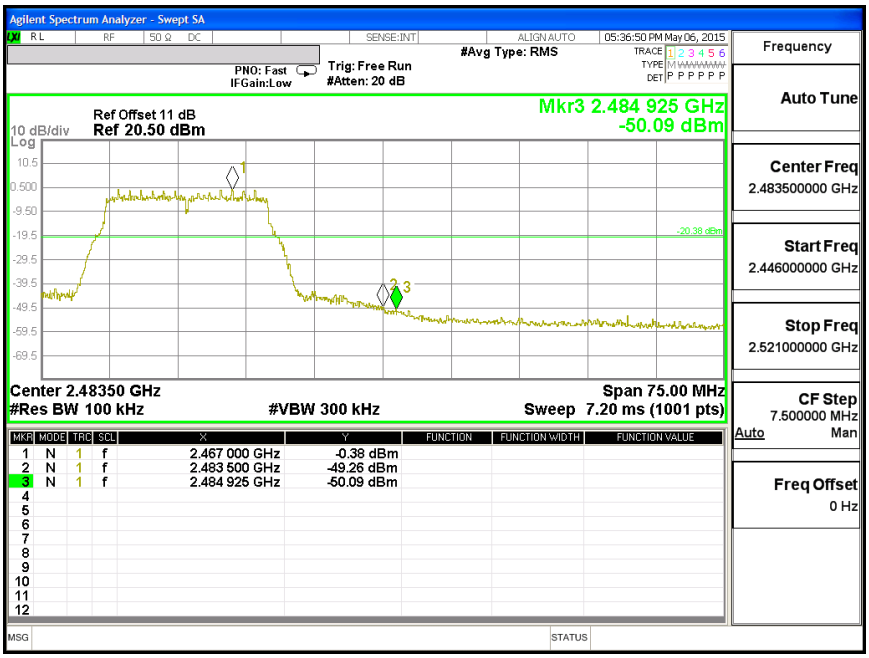

This report shall not be reproduced except in full, without the written approval of UL Verification Services Inc.

AUTHORIZED BAND EDGE Chain 1 HIGH CH12

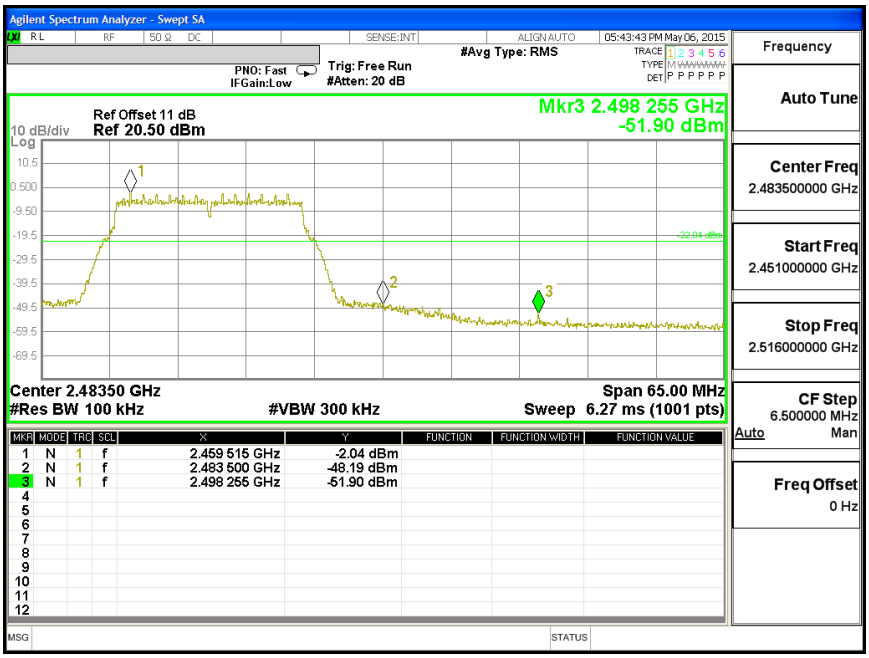

AUTHORIZED BAND EDGE Chain 1 HIGH CH13

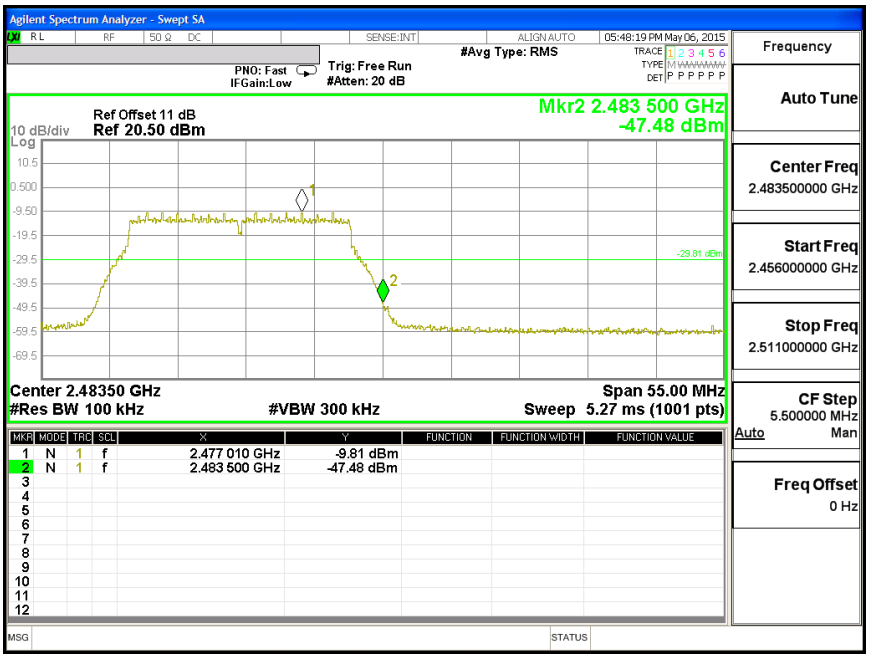

UL VERIFICATION SERVICES INC. FORM NO: CCSUP4701J
47173 BENICIA STREET, FREMONT, CA 94538, USA TEL: (510) 771-1000 FAX: (510) 661-0888
This report shall not be reproduced except in full, without the written approval of UL Verification Services Inc.

OUT-OF-BAND EMISSIONS, Chain 1

OUT OF BAND Chain 1 LOW CH1

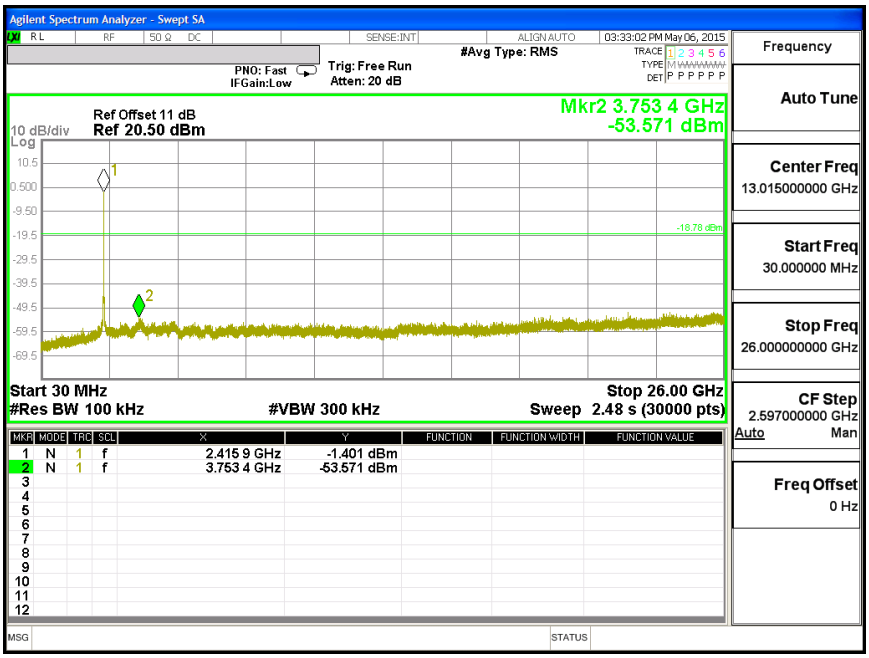

OUT OF BAND Chain 1 LOW CH2

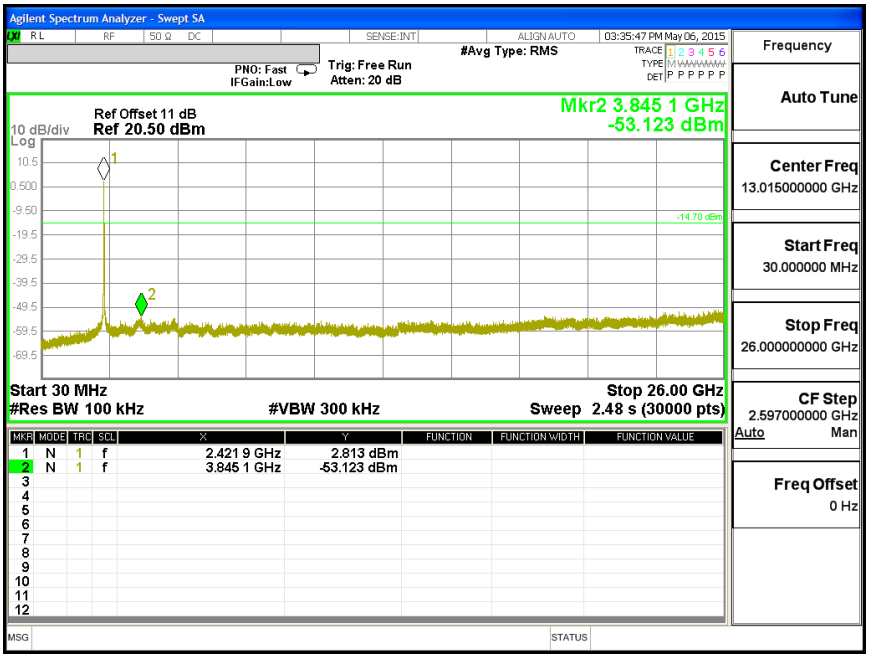

UL VERIFICATION SERVICES INC. FORM NO: CCSUP4701J
47173 BENICIA STREET, FREMONT, CA 94538, USA TEL: (510) 771-1000 FAX: (510) 661-0888
This report shall not be reproduced except in full, without the written approval of UL Verification Services Inc.

OUT OF BAND Chain 1 LOW CH3

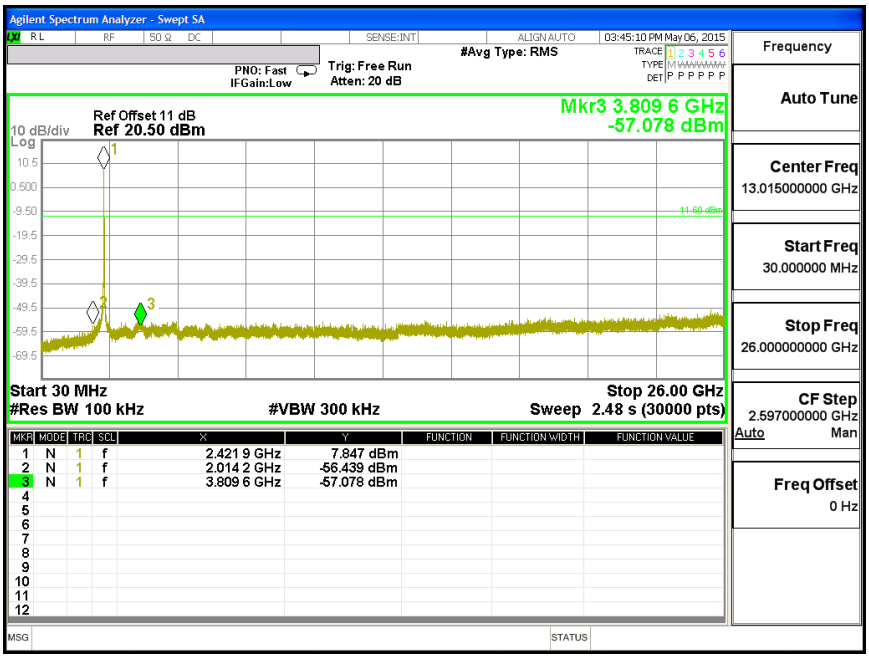

OUT OF BAND Chain 1 MID CH

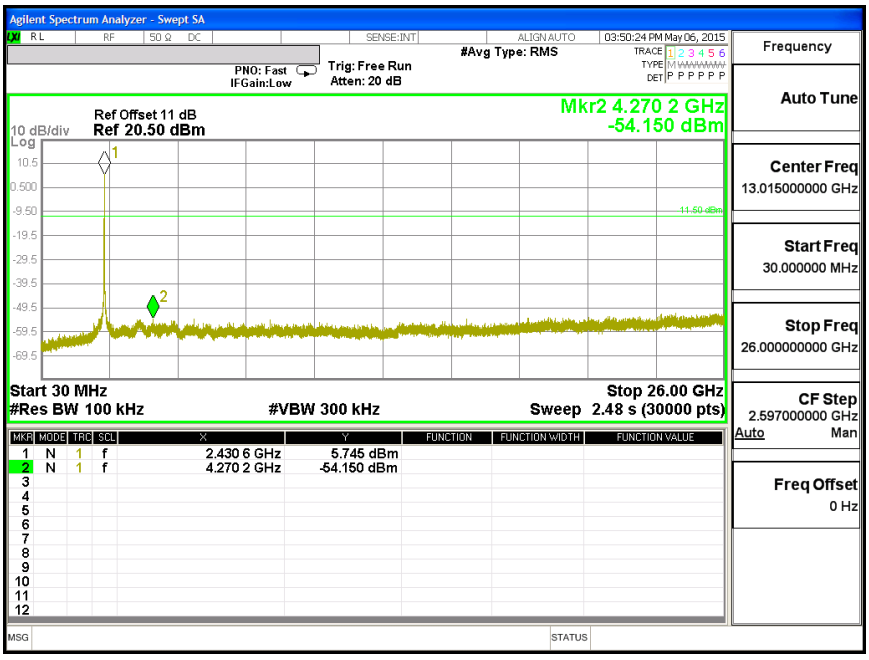

UL VERIFICATION SERVICES INC. FORM NO: CCSUP4701J
47173 BENICIA STREET, FREMONT, CA 94538, USA TEL: (510) 771-1000 FAX: (510) 661-0888
This report shall not be reproduced except in full, without the written approval of UL Verification Services Inc.

OUT OF BAND Chain 1 HIGH CH8

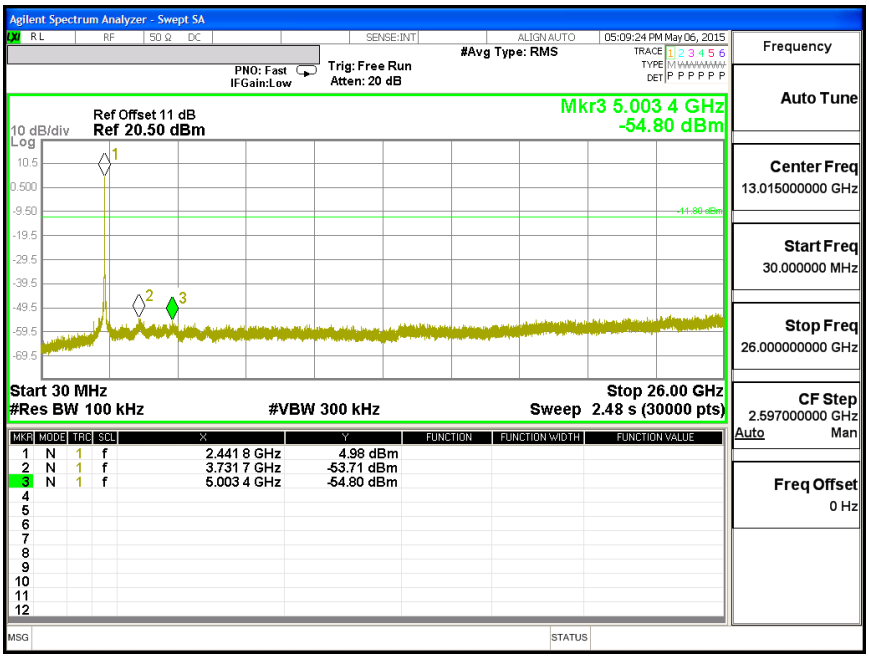

OUT OF BAND Chain 1 HIGH CH9

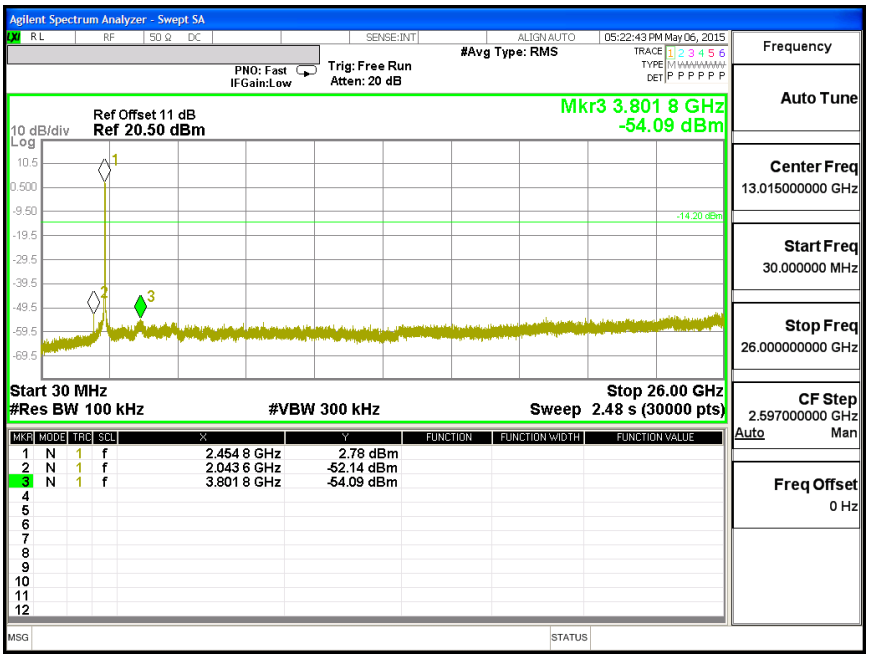

This report shall not be reproduced except in full, without the written approval of UL Verification Services Inc.

OUT OF BAND Chain 1 HIGH CH10

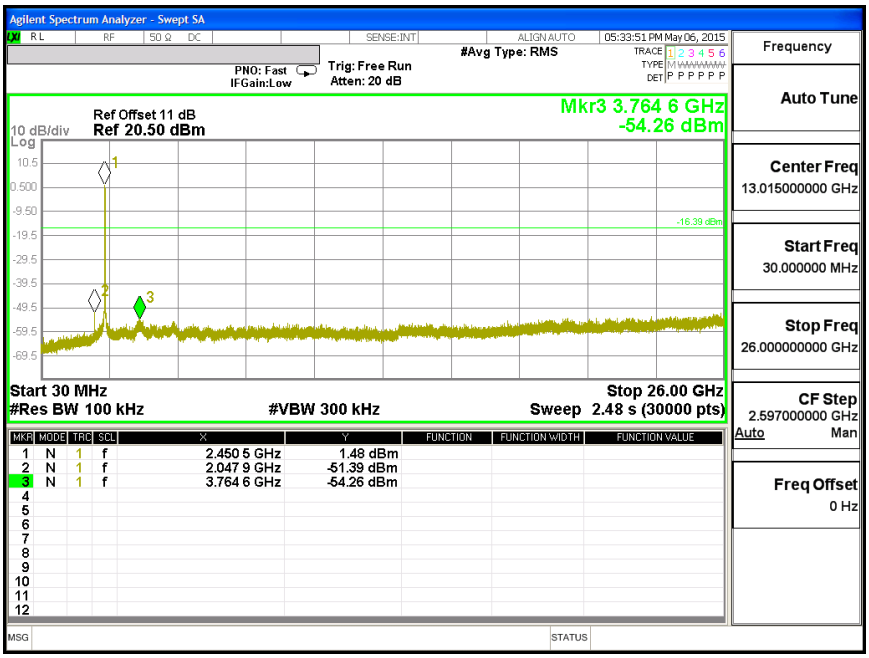

OUT OF BAND Chain 1 HIGH CH11

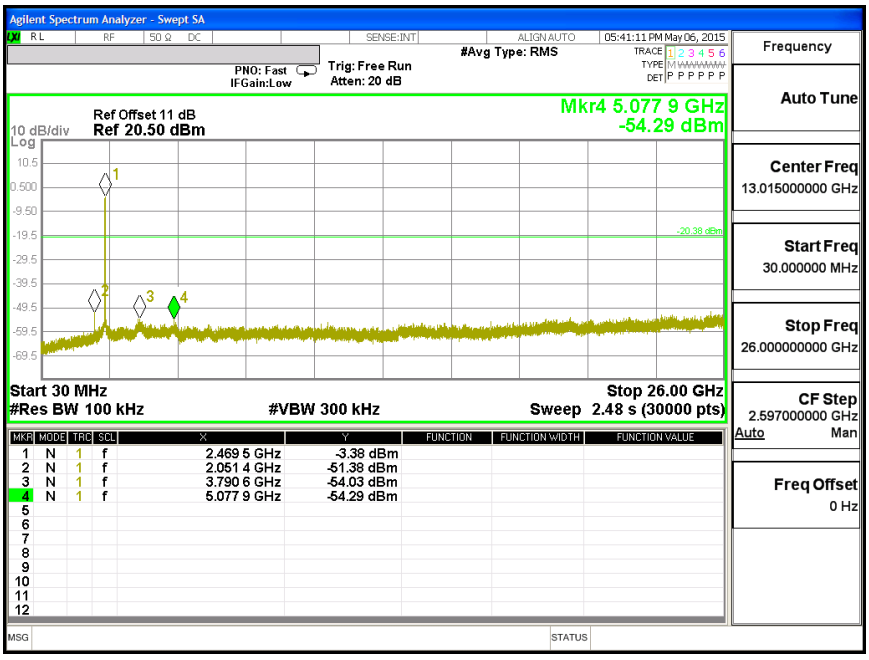

UL VERIFICATION SERVICES INC.
47173 BENICIA STREET, FREMONT, CA 94538, USA TEL: (510) 771-1000 FAX: (510) 661-0888
FORM NO: CCSUP4701J
This report shall not be reproduced except in full, without the written approval of UL Verification Services Inc.

OUT OF BAND Chain 1 HIGH CH12

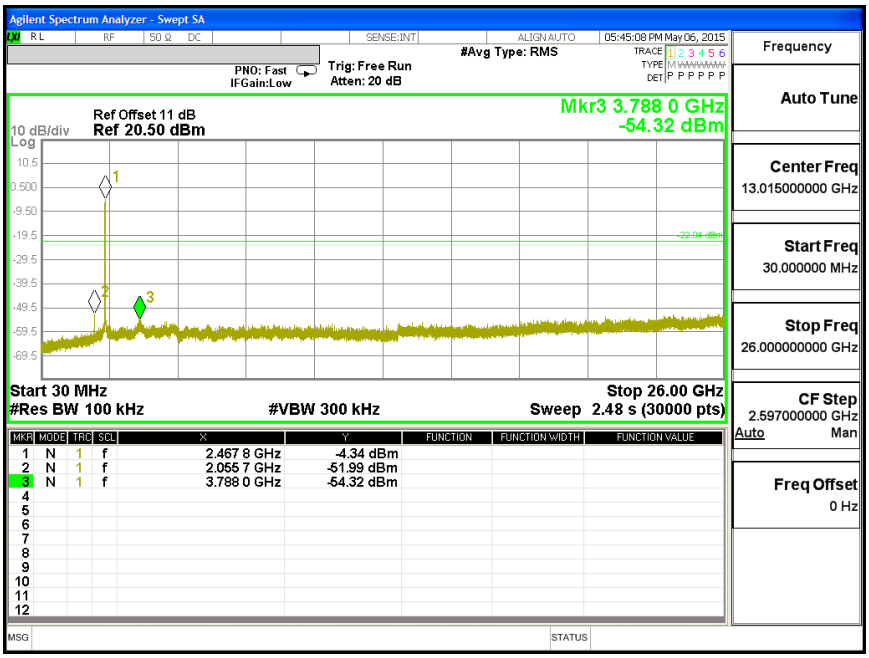

OUT OF BAND Chain 1 HIGH CH13

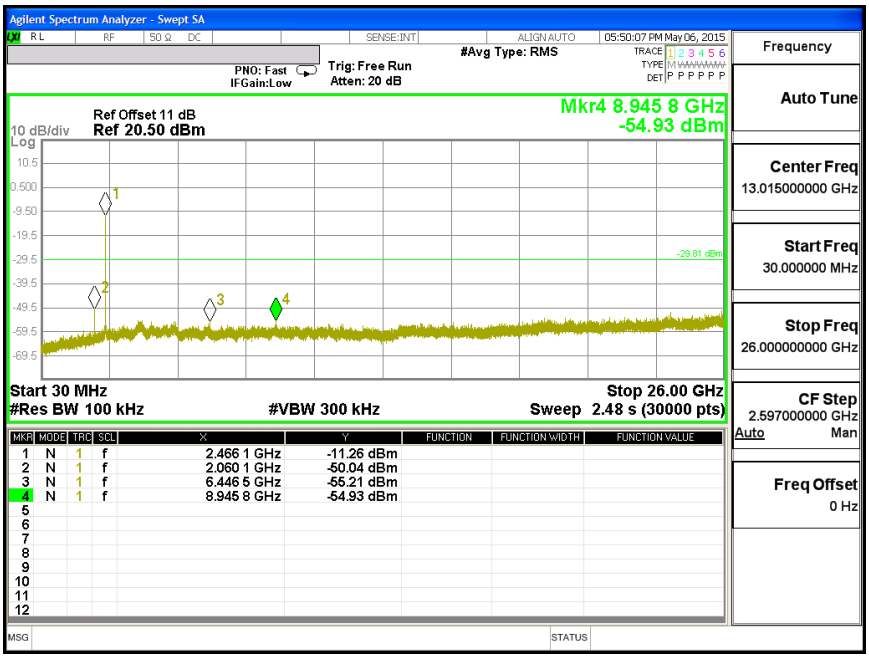

UL VERIFICATION SERVICES INC. FORM NO: CCSUP4701J
47173 BENICIA STREET, FREMONT, CA 94538, USA TEL: (510) 771-1000 FAX: (510) 661-0888
This report shall not be reproduced except in full, without the written approval of UL Verification Services Inc.

9. RADIATED TEST RESULTS

9.1. LIMITS AND PROCEDURE

LIMITS

FCC §15.205 and §15.209

IC RSS-GEN, Section 8.9 and 8.10.

Frequency Range (MHz)	Field Strength Limit (uV/m) at 3 m	Field Strength Limit (dBuV/m) at 3 m
30 - 88	100	40
88 - 216	150	43.5
216 - 960	200	46
Above 960	500	54

TEST PROCEDURE

The EUT is placed on a non-conducting table 80 cm above the ground plane for measurement below 1GHz; 1.5 m above the ground plane for measurement above 1GHz. The antenna to EUT distance is 3 meters. The EUT is configured in accordance with ANSI C63.10. The EUT is set to transmit in a continuous mode.

For measurements below 1 GHz the resolution bandwidth is set to 100 kHz for peak detection measurements or 120 kHz for quasi-peak detection measurements. Peak detection is used unless otherwise noted as quasi-peak.

For measurements above 1 GHz the resolution bandwidth is set to 1 MHz, the video bandwidth is set to 3 MHz for peak measurements and as applicable for average measurements.

For 2.4 GHz band, the spectrum from 30 MHz to 26 GHz is investigated with the transmitter set to the lowest, middle, and highest channels in the 2.4 GHz band.

The frequency range of interest is monitored at a fixed antenna height and EUT azimuth. The EUT is rotated through 360 degrees to maximize emissions received. The antenna is scanned from 1 to 4 meters above the ground plane to further maximize the emission. Measurements are made with the antenna polarized in both the vertical and the horizontal positions

This report shall not be reproduced except in full, without the written approval of UL Verification Services Inc.

9.2. TRANSMITTER ABOVE 1 GHz

9.2.1. 802.11b 1Tx MODE IN THE 2.4 GHz BAND

RESTRICTED BANDEDGE (LOW CHANNEL, CH 1)

LOW CHANNEL RESTRICTED, HORIZONTAL

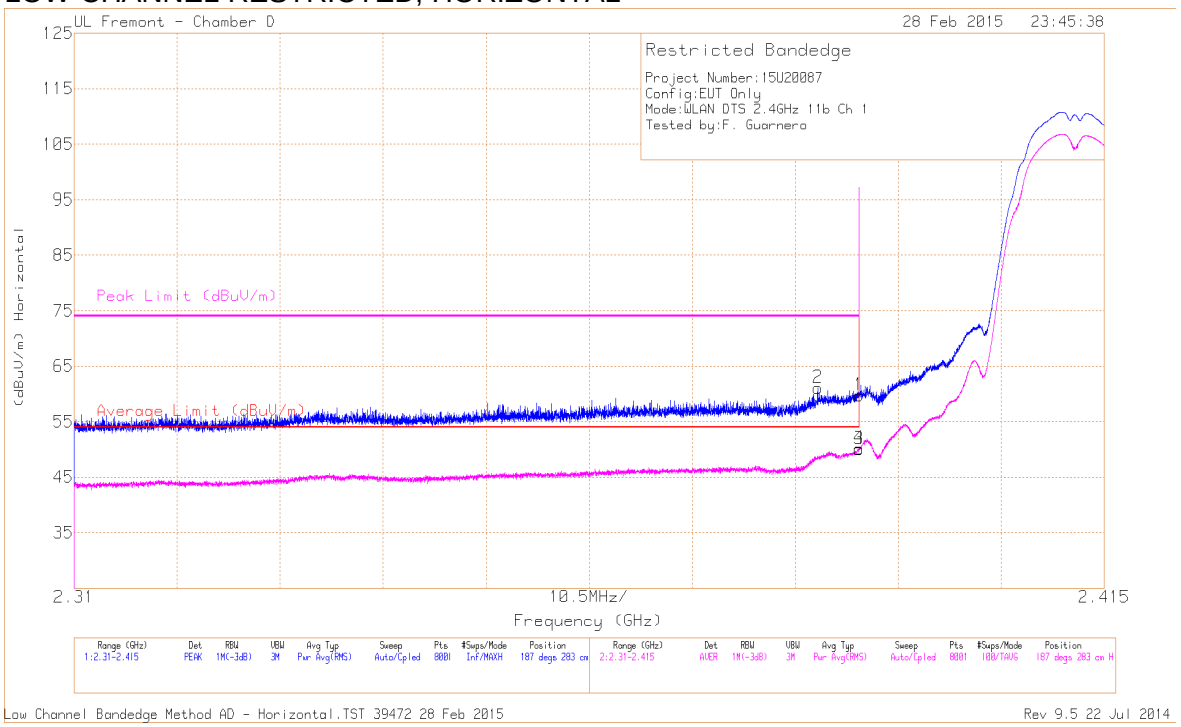

Marker	Frequency (GHz)	Meter Reading (dBuV)	Det	AF T344 (dB/m)	Amp/Cbl/ Fltr/Pad (dB)	Corrected Reading (dBuV/m)	Average Limit (dBuV/m)	Margin (dB)	Peak Limit (dBuV/m)	PK Margin (dB)	Azimuth (Degs)	Height (cm)	Polarity
2	* 2.386	49.75	PK	32.1	-20.8	61.05	-	-	74	-12.95	187	283	H
1	* 2.39	48.33	PK	32.1	-20.7	59.73	-	-	74	-14.27	187	283	H
3	* 2.39	38.65	RMS	32.1	-20.7	50.05	54	-3.95	-	-	187	283	H
4	* 2.39	38.78	RMS	32.1	-20.7	50.18	54	-3.82	-	-	187	283	H

* - indicates frequency in CFR 47, Part 15 and Industry Canada RSS-Restricted Band.

PK - Peak detector

RMS - RMS detection

This report shall not be reproduced except in full, without the written approval of UL Verification Services Inc.

LOW CHANNEL RESTRICTED, VERTICAL

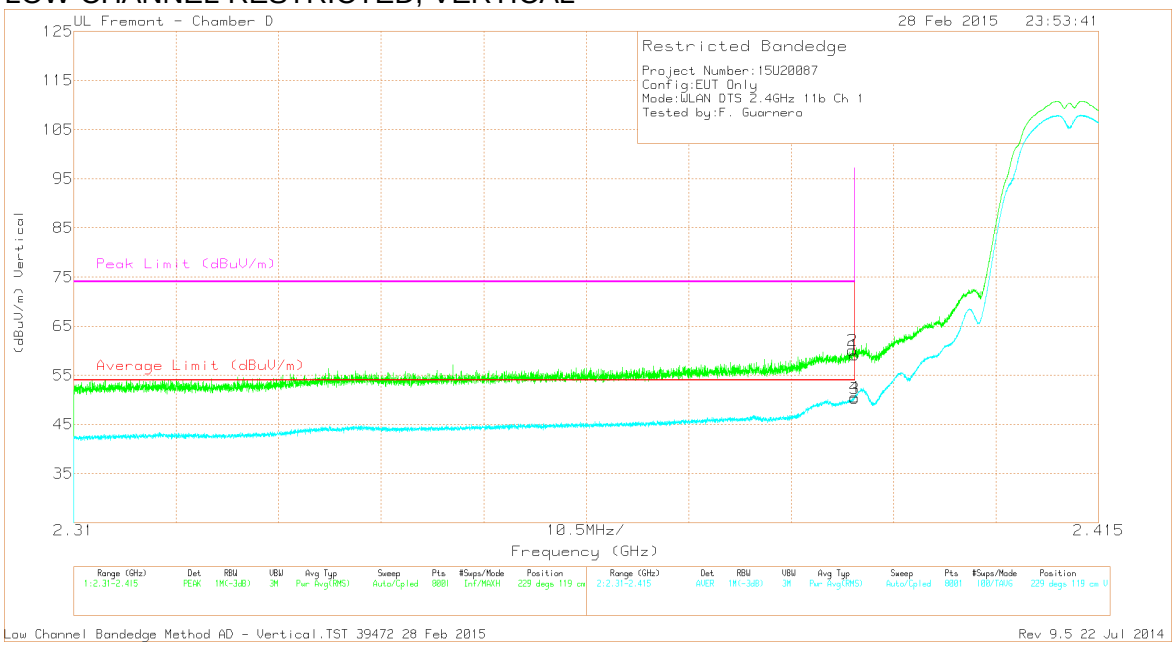

Marker	Frequency (GHz)	Meter Reading (dBuV)	Det	AF T344 (dB/m)	Amp/Cbl/ Fltr/Pad (dB)	Corrected Reading (dBuV/m)	Average Limit (dBuV/m)	Margin (dB)	Peak Limit (dBuV/m)	PK Margin (dB)	Azimuth (Degs)	Height (cm)	Polarity
1	* 2.39	47.66	PK	32.1	-20.7	59.06	-	-	74	-14.94	229	119	V
2	* 2.39	48.67	PK	32.1	-20.7	60.07	-	-	74	-13.93	229	119	V
3	* 2.39	38.84	RMS	32.1	-20.7	50.24	54	-3.76	-	-	229	119	V
4	* 2.39	39.14	RMS	32.1	-20.7	50.54	54	-3.46	-	-	229	119	V

* - indicates frequency in CFR 47, Part 15 and Industry Canada RSS-Restricted Band.

PK - Peak detector

RMS - RMS detection

UL VERIFICATION SERVICES INC. FORM NO: CCSUP4701J
47173 BENICIA STREET, FREMONT, CA 94538, USA TEL: (510) 771-1000 FAX: (510) 661-0888
This report shall not be reproduced except in full, without the written approval of UL Verification Services Inc.

AUTHORIZED BANDEDGE (HIGH CHANNEL, CH 10)

HIGH CHANNEL BANDEDGE, HORIZONTAL

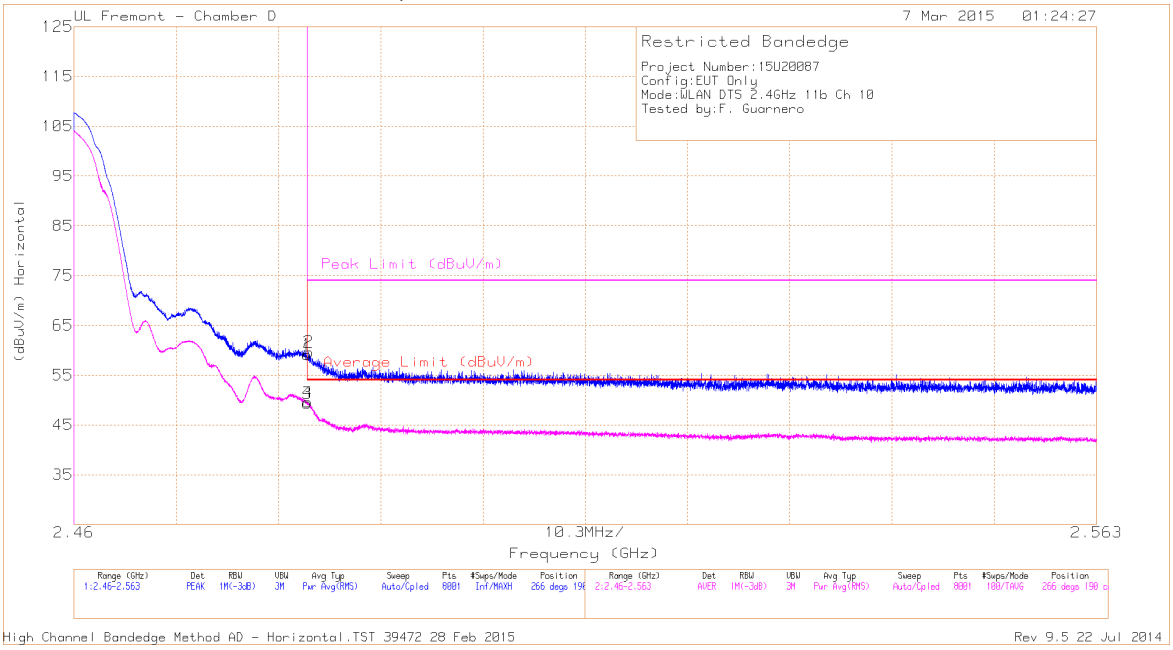

Marker	Frequency (GHz)	Meter Reading (dBuV)	Det	AF T344 (dB/m)	Amp/Cbl/ Fltr/Pad (dB)	Corrected Reading (dBuV/m)	Average Limit (dBuV/m)	Margin (dB)	Peak Limit (dBuV/m)	PK Margin (dB)	Azimuth (Degs)	Height (cm)	Polarity
1	* 2.484	47.75	PK	32.2	-20.8	59.15	-	-	74	-14.85	266	190	H
2	* 2.484	48.26	PK	32.2	-20.8	59.66	-	-	74	-14.34	266	190	H
3	* 2.484	37.99	RMS	32.2	-20.8	49.39	54	-4.61	-	-	266	190	H
4	* 2.484	38.2	RMS	32.2	-20.8	49.6	54	-4.4	-	-	266	190	H

* - indicates frequency in CFR 47, Part 15 and Industry Canada RSS-Restricted Band.

PK - Peak detector

RMS - RMS detection

UL VERIFICATION SERVICES INC. FORM NO: CCSUP4701J
47173 BENICIA STREET, FREMONT, CA 94538, USA TEL: (510) 771-1000 FAX: (510) 661-0888
This report shall not be reproduced except in full, without the written approval of UL Verification Services Inc.

HIGH CHANNEL BANDEDGE, VERTICAL

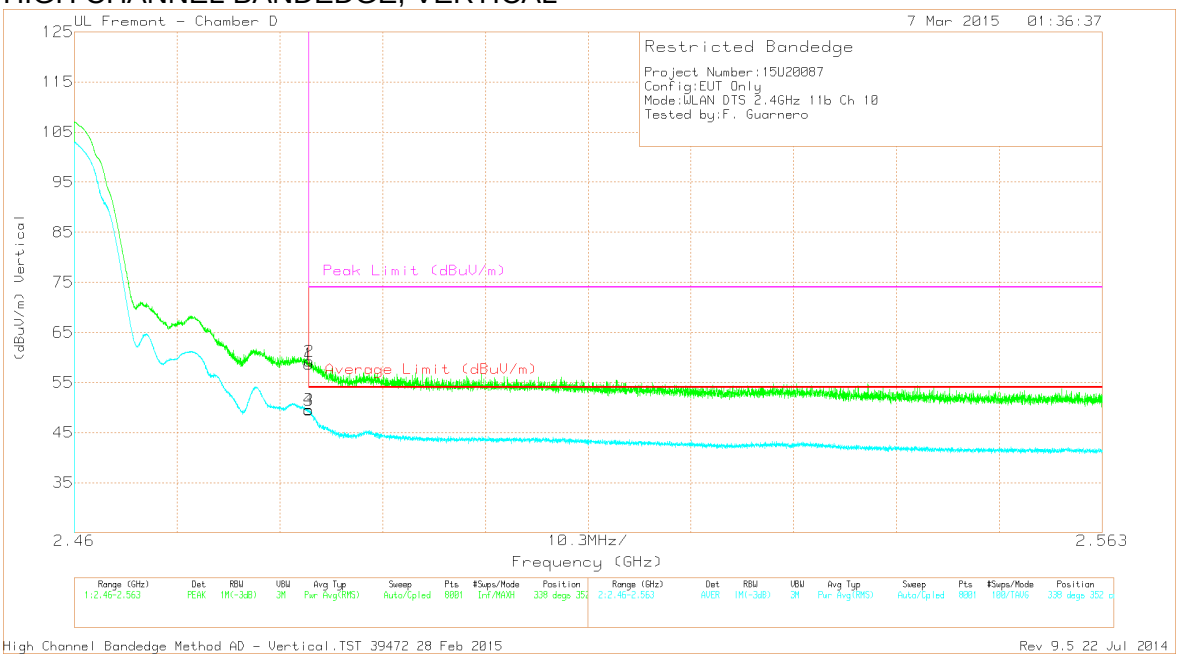

Marker	Frequency (GHz)	Meter Reading (dBuV)	Det	AF T344 (dB/m)	Amp/Cbl/ Fltr/Pad (dB)	Corrected Reading (dBuV/m)	Average Limit (dBuV/m)	Margin (dB)	Peak Limit (dBuV/m)	PK Margin (dB)	Azimuth (Degs)	Height (cm)	Polarity
1	* 2.484	47.26	PK	32.2	-20.8	58.66	-	-	74	-15.34	338	352	V
2	* 2.484	47.83	PK	32.2	-20.8	59.23	-	-	74	-14.77	338	352	V
3	* 2.484	38.09	RMS	32.2	-20.8	49.49	54	-4.51	-	-	338	352	V
4	* 2.484	38.2	RMS	32.2	-20.8	49.6	54	-4.4	-	-	338	352	V

* - indicates frequency in CFR 47, Part 15 and Industry Canada RSS-Restricted Band.

PK - Peak detector

RMS - RMS detection

UL VERIFICATION SERVICES INC. FORM NO: CCSUP4701J
47173 BENICIA STREET, FREMONT, CA 94538, USA TEL: (510) 771-1000 FAX: (510) 661-0888
This report shall not be reproduced except in full, without the written approval of UL Verification Services Inc.

AUTHORIZED BANDEDGE (HIGH CHANNEL, CH 11)

HIGH CHANNEL BANDEDGE, HORIZONTAL

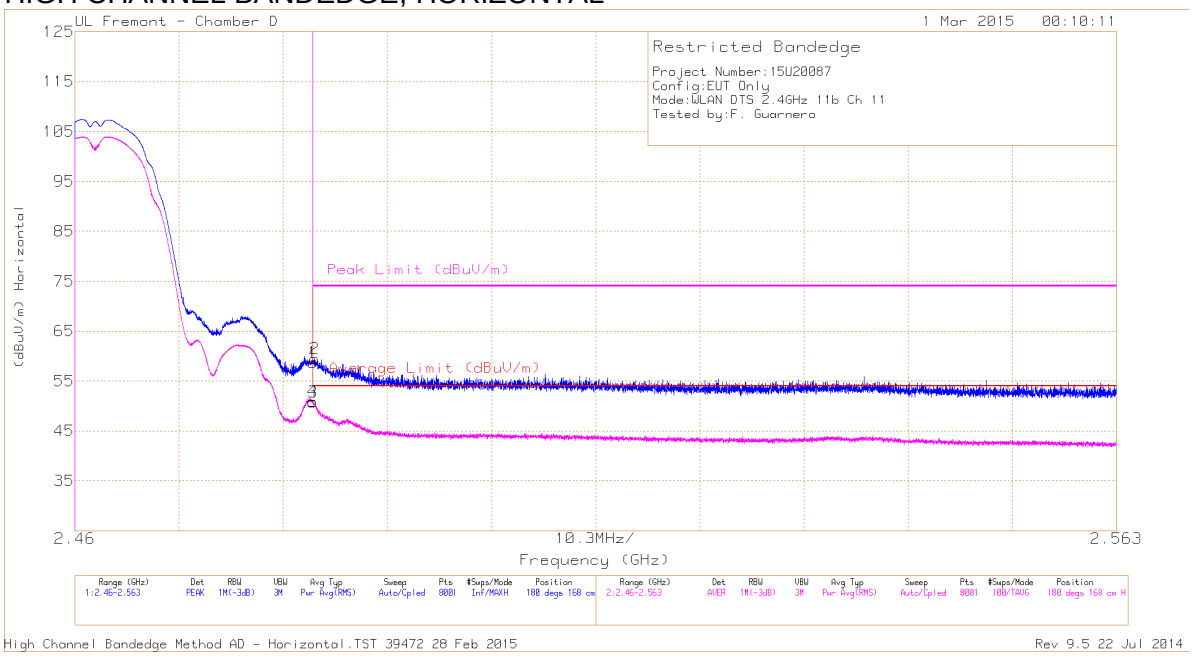

Marker	Frequency (GHz)	Meter Reading (dBuV)	Det	AF T344 (dB/m)	Amp/Cbl/ Fltr/Pad (dB)	Corrected Reading (dBuV/m)	Average Limit (dBuV/m)	Margin (dB)	Peak Limit (dBuV/m)	PK Margin (dB)	Azimuth (Degs)	Height (cm)	Polarity
1	* 2.484	47.3	PK	32.2	-20.8	58.7	-	-	74	-15.3	180	168	H
2	* 2.484	48.1	PK	32.2	-20.8	59.5	-	-	74	-14.5	180	168	H
3	* 2.484	39.37	RMS	32.2	-20.8	50.77	54	-3.23	-	-	180	168	H
4	* 2.484	39.49	RMS	32.2	-20.8	50.89	54	-3.11	-	-	180	168	H

* - indicates frequency in CFR 47, Part 15 and Industry Canada RSS-Restricted Band.

PK - Peak detector

RMS - RMS detection

This report shall not be reproduced except in full, without the written approval of UL Verification Services Inc.

HIGH CHANNEL BANDEDGE, VERTICAL

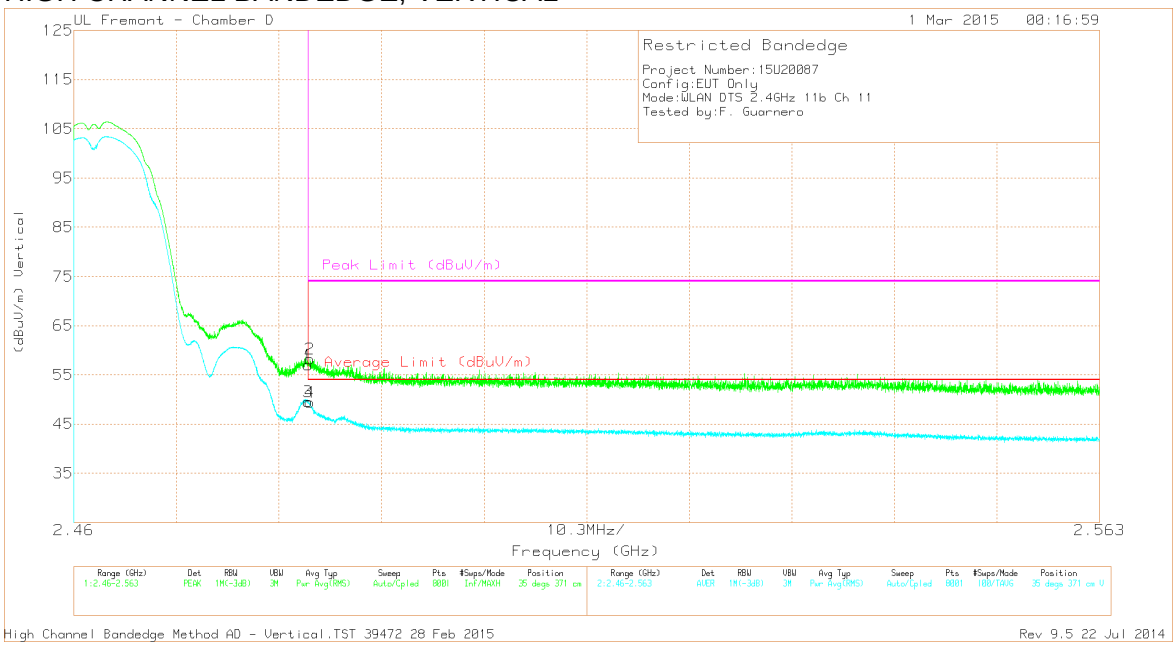

Marker	Frequency (GHz)	Meter Reading (dBuV)	Det	AF T344 (dB/m)	Amp/Cbl/ Fltr/Pad (dB)	Corrected Reading (dBuV/m)	Average Limit (dBuV/m)	Margin (dB)	Peak Limit (dBuV/m)	PK Margin (dB)	Azimuth (Degs)	Height (cm)	Polarity
1	* 2.484	45.58	PK	32.2	-20.8	56.98	-	-	74	-17.02	35	371	V
2	* 2.484	46.89	PK	32.2	-20.8	58.29	-	-	74	-15.71	35	371	V
3	* 2.484	38.2	RMS	32.2	-20.8	49.6	54	-4.4	-	-	35	371	V
4	* 2.484	37.98	RMS	32.2	-20.8	49.38	54	-4.62	-	-	35	371	V

* - indicates frequency in CFR 47, Part 15 and Industry Canada RSS-Restricted Band.

PK - Peak detector

RMS - RMS detection

UL VERIFICATION SERVICES INC. FORM NO: CCSUP4701J
47173 BENICIA STREET, FREMONT, CA 94538, USA TEL: (510) 771-1000 FAX: (510) 661-0888
This report shall not be reproduced except in full, without the written approval of UL Verification Services Inc.

AUTHORIZED BANDEDGE (HIGH CHANNEL, CH 12)

HIGH CHANNEL BANDEDGE, HORIZONTAL

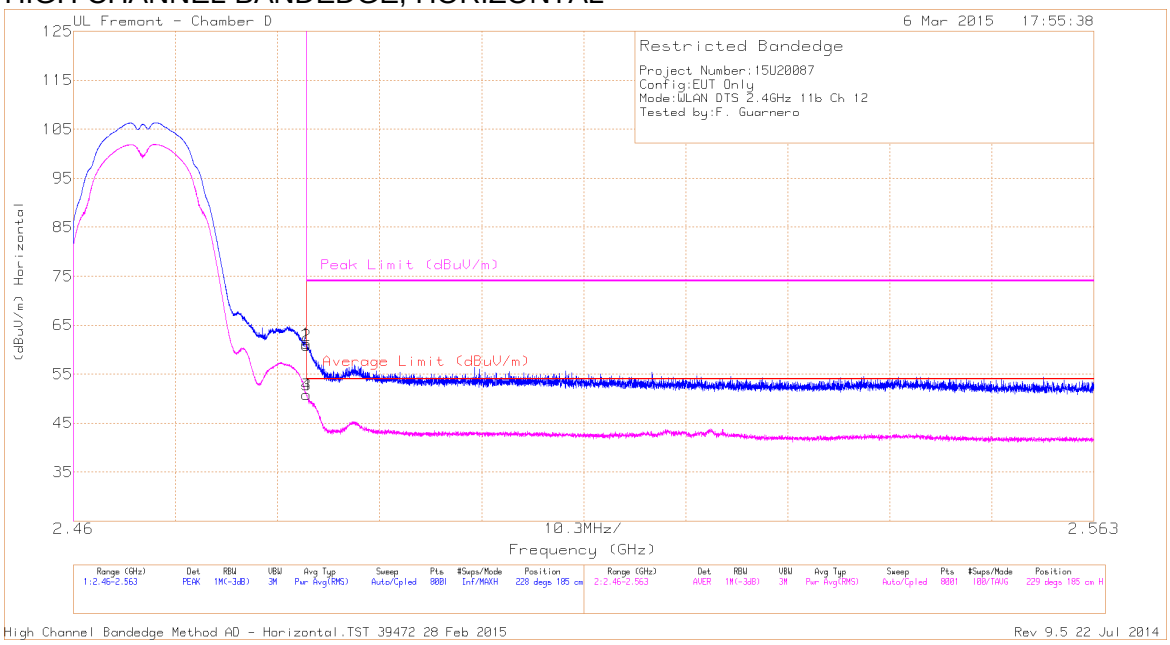

Marker	Frequency (GHz)	Meter Reading (dBuV)	Det	AF T344 (dB/m)	Amp/Cbl/ Fltr/Pad (dB)	Corrected Reading (dBuV/m)	Average Limit (dBuV/m)	Margin (dB)	Peak Limit (dBuV/m)	PK Margin (dB)	Azimuth (Degs)	Height (cm)	Polarity
1	* 2.484	49.8	PK	32.2	-20.8	61.2	-	-	74	-12.8	228	185	H
2	* 2.484	49.5	PK	32.2	-20.8	60.9	-	-	74	-13.1	228	185	H
3	* 2.484	39.39	RMS	32.2	-20.8	50.79	54	-3.21	-	-	229	185	H
4	* 2.484	39.43	RMS	32.2	-20.8	50.83	54	-3.17	-	-	229	185	H

* - indicates frequency in CFR 47, Part 15 and Industry Canada RSS-Restricted Band.

PK - Peak detector

RMS - RMS detection

This report shall not be reproduced except in full, without the written approval of UL Verification Services Inc.

HIGH CHANNEL BANDEDGE, VERTICAL

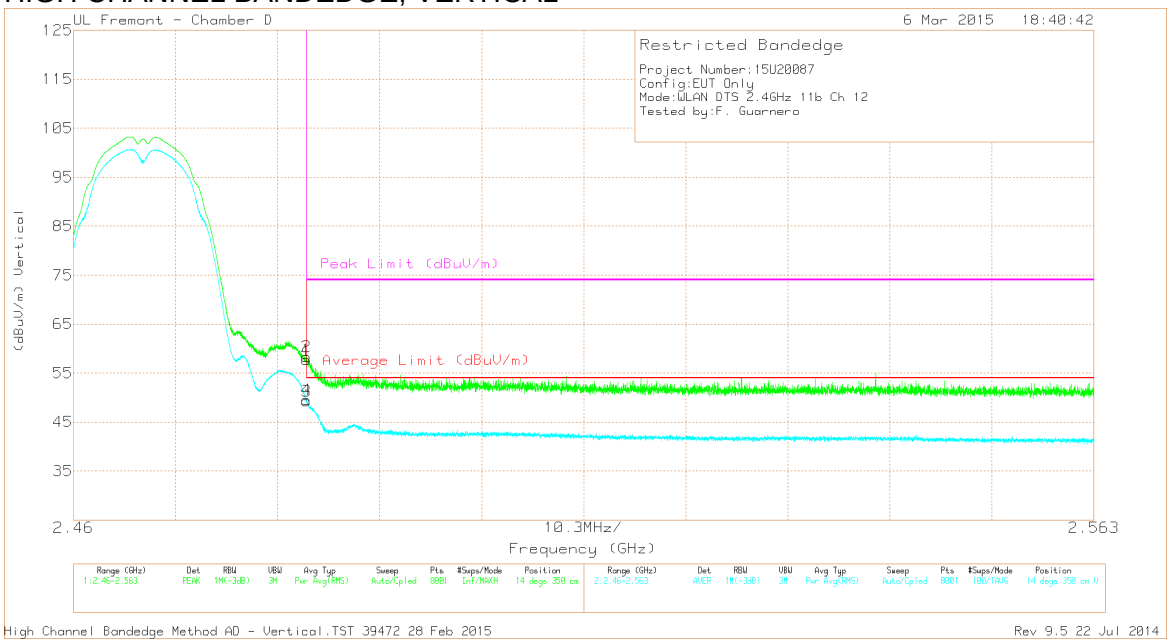

Marker	Frequency (GHz)	Meter Reading (dBuV)	Det	AF T344 (dB/m)	Amp/Cbl/ Fltr/Pad (dB)	Corrected Reading (dBuV/m)	Average Limit (dBuV/m)	Margin (dB)	Peak Limit (dBuV/m)	PK Margin (dB)	Azimuth (Degs)	Height (cm)	Polarity
1	* 2.484	46.31	PK	32.2	-20.8	57.71	-	-	74	-16.29	14	350	V
2	* 2.484	46.96	PK	32.2	-20.8	58.36	-	-	74	-15.64	14	350	V
3	* 2.484	37.91	RMS	32.2	-20.8	49.31	54	-4.69	-	-	14	350	V
4	* 2.484	38.17	RMS	32.2	-20.8	49.57	54	-4.43	-	-	14	350	V

* - indicates frequency in CFR 47, Part 15 and Industry Canada RSS-Restricted Band.

PK - Peak detector

RMS - RMS detection

UL VERIFICATION SERVICES INC. FORM NO: CCSUP4701J
47173 BENICIA STREET, FREMONT, CA 94538, USA TEL: (510) 771-1000 FAX: (510) 661-0888
This report shall not be reproduced except in full, without the written approval of UL Verification Services Inc.

AUTHORIZED BANDEDGE (HIGH CHANNEL, CH 13)

HIGH CHANNEL BANDEDGE, HORIZONTAL

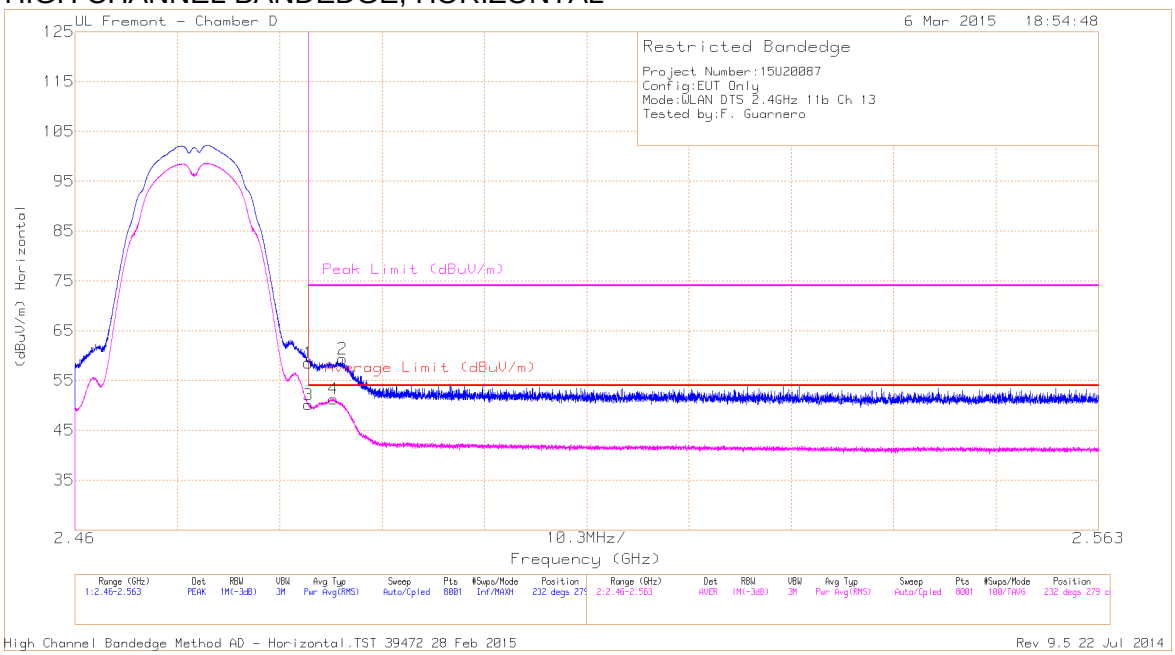

Marker	Frequency (GHz)	Meter Reading (dBuV)	Det	AF T344 (dB/m)	Amp/Cbl/ Fltr/Pad (dB)	Corrected Reading (dBuV/m)	Average Limit (dBuV/m)	Margin (dB)	Peak Limit (dBuV/m)	PK Margin (dB)	Azimuth (Degs)	Height (cm)	Polarity
1	* 2.484	47.13	PK	32.2	-20.8	58.53	-	-	74	-15.47	232	279	H
3	* 2.484	38.73	RMS	32.2	-20.8	50.13	54	-3.87	-	-	232	279	H
4	* 2.486	39.9	RMS	32.2	-20.8	51.3	54	-2.7	-	-	232	279	H
2	* 2.487	47.95	PK	32.2	-20.8	59.35	-	-	74	-14.65	232	279	H

* - indicates frequency in CFR 47, Part 15 and Industry Canada RSS-Restricted Band.

PK - Peak detector

RMS - RMS detection

This report shall not be reproduced except in full, without the written approval of UL Verification Services Inc.

HIGH CHANNEL BANDEDGE, VERTICAL

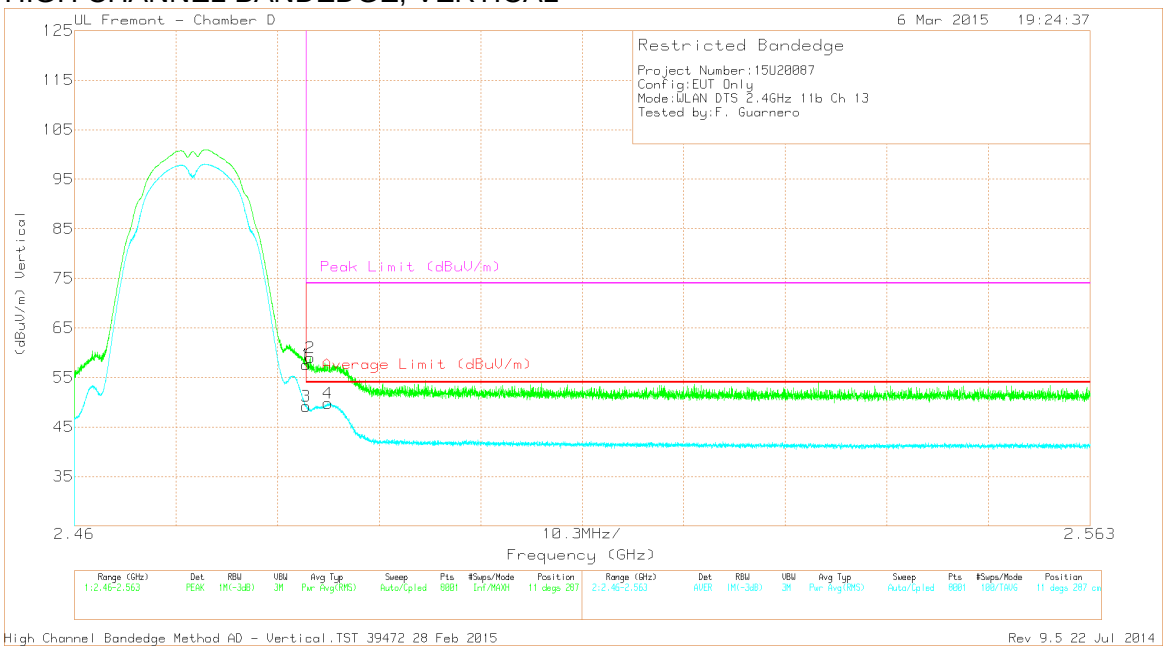

Marker	Frequency (GHz)	Meter Reading (dBuV)	Det	AF T344 (dB/m)	Amp/Cbl/ Fltr/Pad (dB)	Corrected Reading (dBuV/m)	Average Limit (dBuV/m)	Margin (dB)	Peak Limit (dBuV/m)	PK Margin (dB)	Azimuth (Degs)	Height (cm)	Polarity
1	* 2.484	46.16	PK	32.2	-20.8	57.56	-	-	74	-16.44	11	287	V
2	* 2.484	47.57	PK	32.2	-20.8	58.97	-	-	74	-15.03	11	287	V
3	* 2.484	37.79	RMS	32.2	-20.8	49.19	54	-4.81	-	-	11	287	V
4	* 2.486	38.39	RMS	32.2	-20.8	49.79	54	-4.21	-	-	11	287	V

* - indicates frequency in CFR 47, Part 15 and Industry Canada RSS-Restricted Band.

PK - Peak detector

RMS - RMS detection

UL VERIFICATION SERVICES INC. FORM NO: CCSUP4701J
47173 BENICIA STREET, FREMONT, CA 94538, USA TEL: (510) 771-1000 FAX: (510) 661-0888
This report shall not be reproduced except in full, without the written approval of UL Verification Services Inc.

HARMONICS AND SPURIOUS EMISSIONS LOW CHANNEL, CH 1

LOW CHANNEL HORIZONTAL

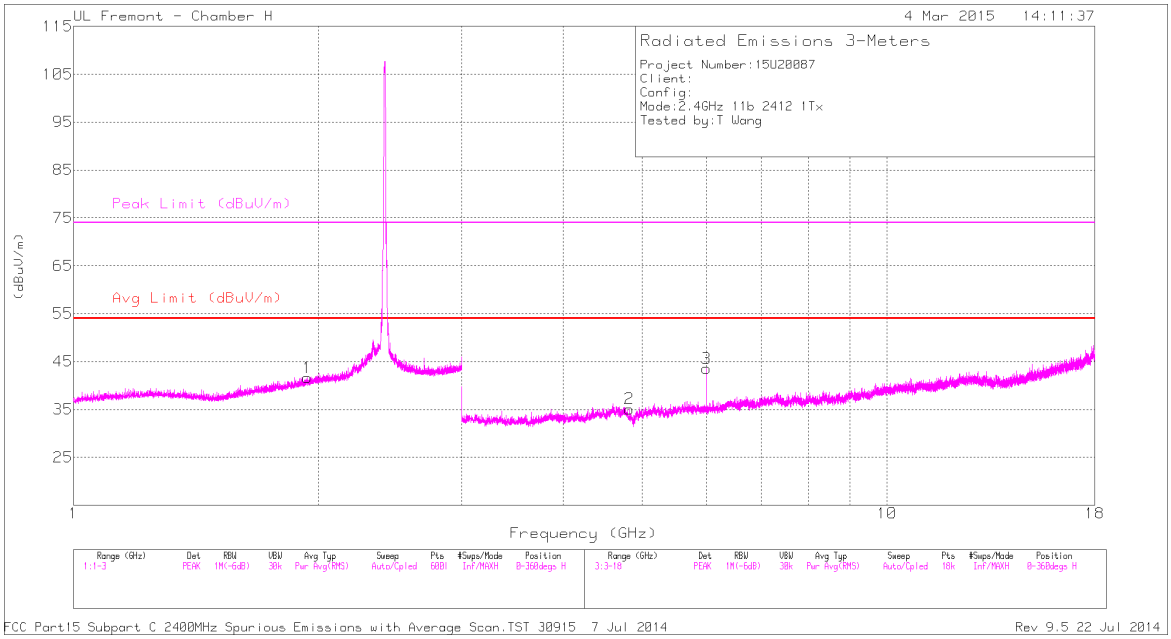

LOW CHANNEL VERTICAL

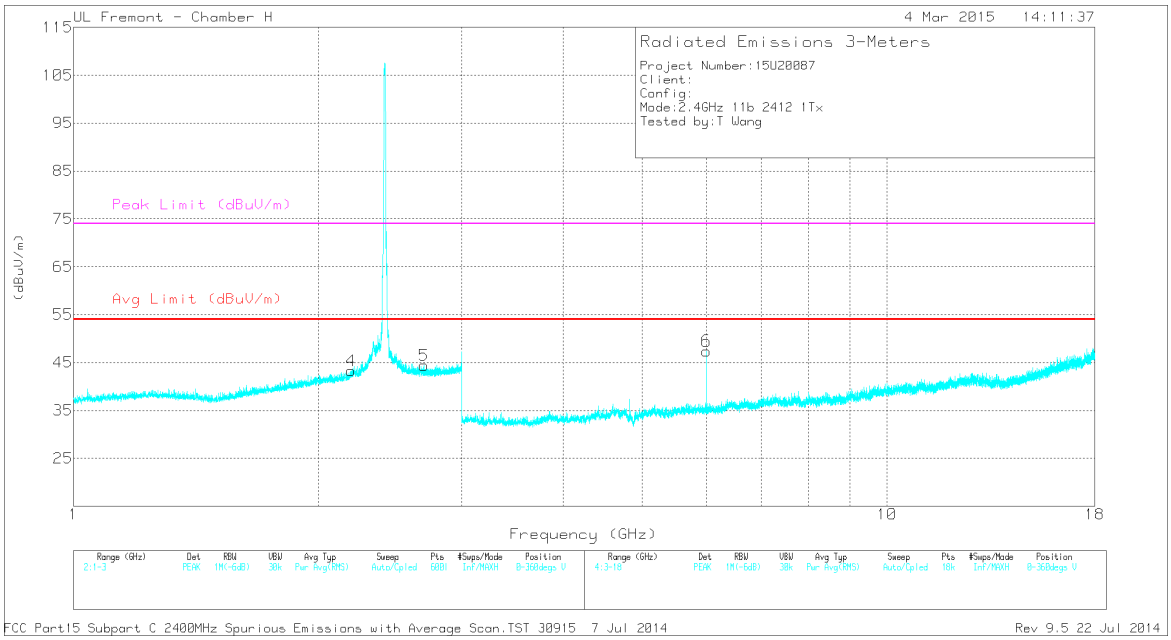

This report shall not be reproduced except in full, without the written approval of UL Verification Services Inc.

DATA

Marker	Frequency (GHz)	Meter Reading (dBuV)	Det	AF T863 (dB/m)	Amp/Cbl/Fltr/Pad (dB)	Corrected Reading (dBuV/m)	Avg Limit (dBuV/m)	Margin (dB)	Peak Limit (dBuV/m)	PK Margin (dB)	Azimuth (Degs)	Height (cm)	Polarity
5	* 2.697	43.5	PK2	32.3	-24.3	51.5	-	-	74	-22.5	228	271	V
	* 2.698	31.35	MAv1	32.3	-24.3	39.35	54	-14.65	-	-	228	271	V
2	* 4.824	40.63	PK2	34.3	-32.3	42.63	-	-	74	-31.37	163	166	H
	* 4.824	31.42	MAv1	34.3	-32.3	33.42	54	-20.58	-	-	163	166	H
1	1.94	35.71	PK	30.9	-25	41.61	-	-	-	-	0-360	201	H
4	2.194	36.46	PK	31.6	-24.7	43.36	-	-	-	-	0-360	201	V
3	6.00	40	PK	35.2	-31.6	43.6	-	-	-	-	0-360	201	H
6	6.00	43.84	PK	35.2	-31.6	47.44	-	-	-	-	0-360	201	V

* - indicates frequency in CFR 47, Part 15 and Industry Canada RSS-Restricted Band.

PK2 - KDB558074 Method: Maximum Peak

MAv1 - KDB558074 Option 1 Maximum RMS Average

This report shall not be reproduced except in full, without the written approval of UL Verification Services Inc.

HARMONICS AND SPURIOUS EMISSIONS MID CHANNEL, CH 6

MID CHANNEL HORIZONTAL

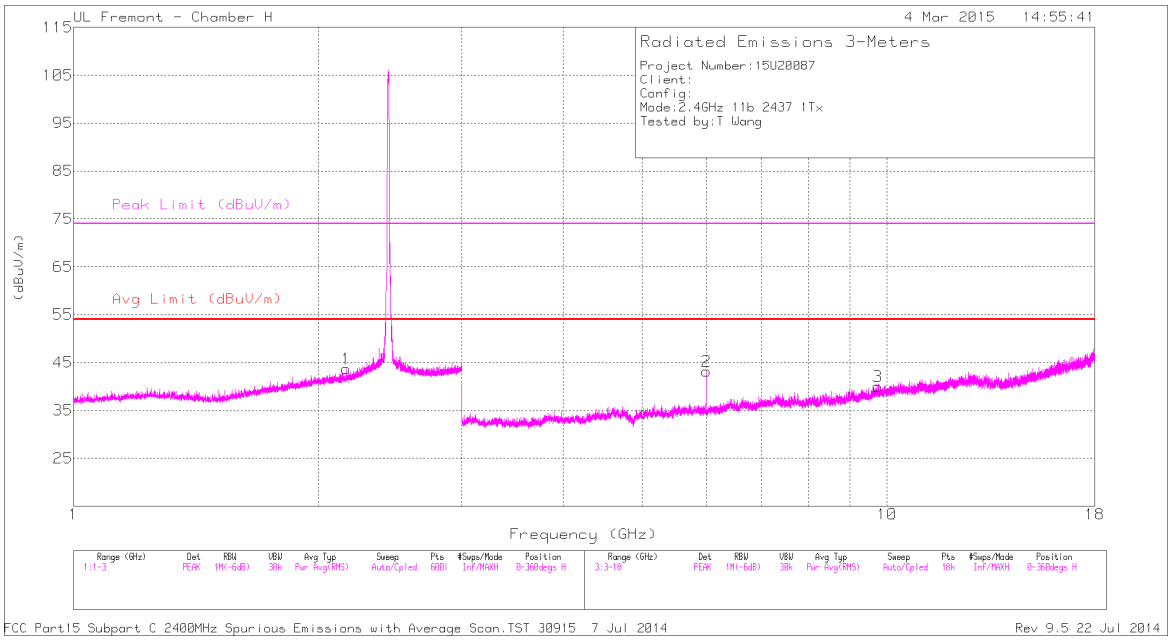

MID CHANNEL VERTICAL

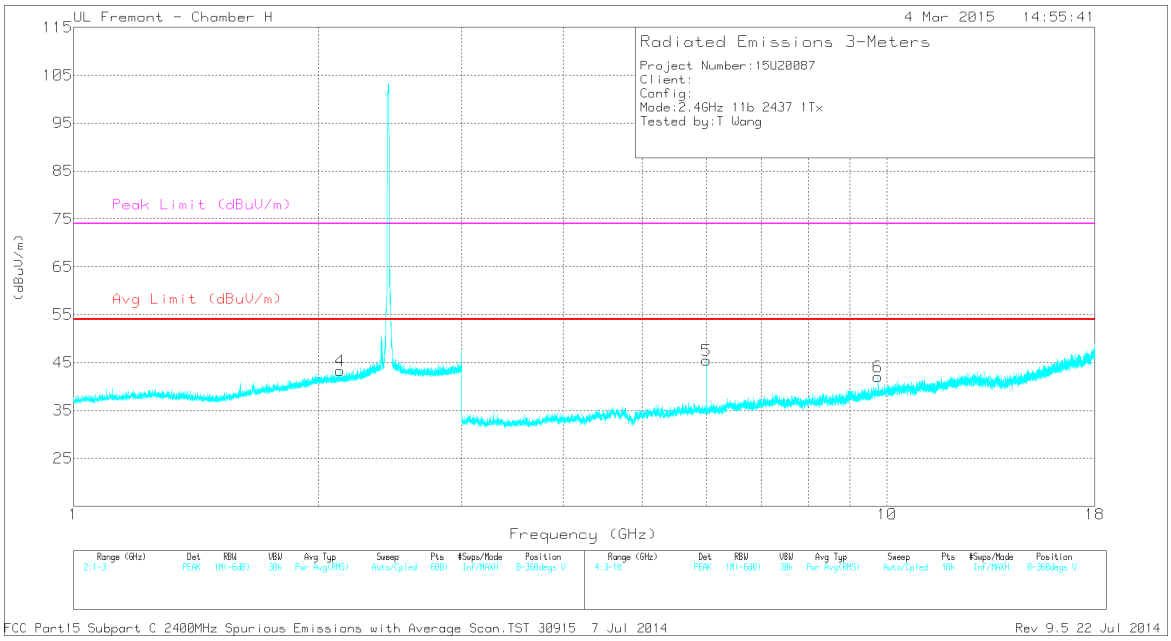

This report shall not be reproduced except in full, without the written approval of UL Verification Services Inc.

DATA

Marker	Frequency (GHz)	Meter Reading (dBuV)	Det	AF T863 (dB/m)	Amp/Cbl/ Fltr/Pad (dB)	Corrected Reading (dBuV/m)	Avg Limit (dBuV/m)	Margin (dB)	Peak Limit (dBuV/m)	PK Margin (dB)	Azimuth (Degs)	Height (cm)	Polarity
4	2.127	36.59	PK	31.5	-24.8	43.29	-	-	-	-	0-360	201	V
1	2.163	36.84	PK	31.6	-24.8	43.64	-	-	-	-	0-360	100	H
2	6.00	39.64	PK	35.2	-31.6	43.24	-	-	-	-	0-360	201	H
5	6.00	41.91	PK	35.2	-31.6	45.51	-	-	-	-	0-360	201	V
3	9.743	29.43	PK	36.9	-26.3	40.03	-	-	-	-	0-360	100	H
6	9.747	31.36	PK	36.9	-26.2	42.06	-	-	-	-	0-360	201	V

PK - Peak detector
FCC Part15 Subpart C 2400MHz Spurious Emissions with Average Scan.TST 30915 7 Jul 2014
Rev 9.5 22 Jul 2014

This report shall not be reproduced except in full, without the written approval of UL Verification Services Inc.

HARMONICS AND SPURIOUS EMISSIONS HIGH CHANNEL, CH 11

HIGH CHANNEL HORIZONTAL

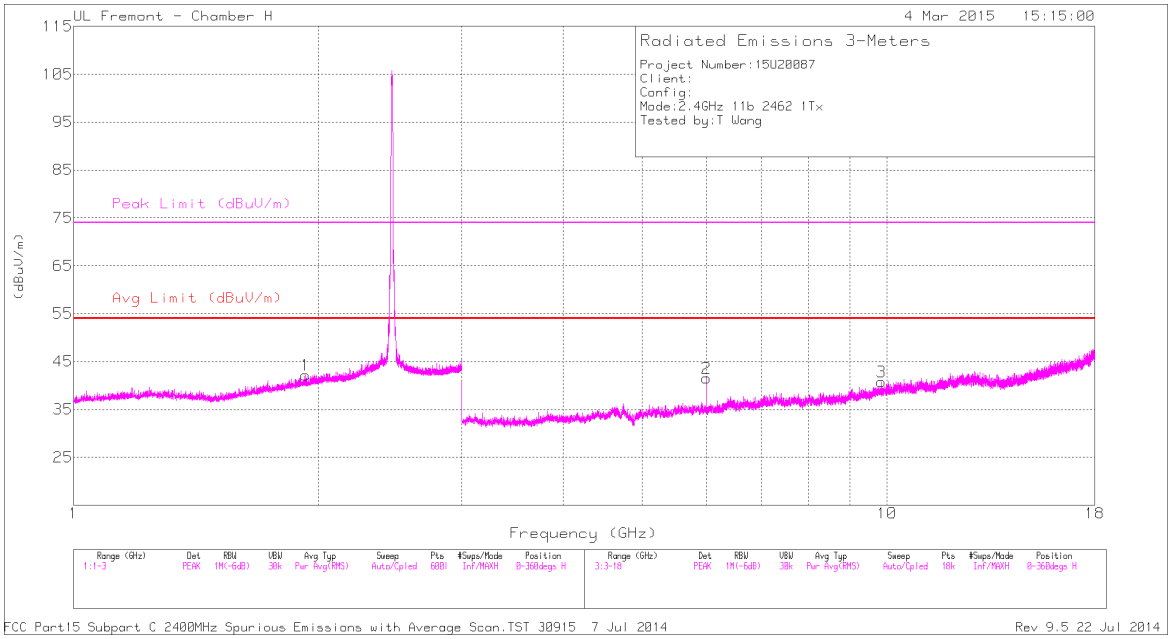

HIGH CHANNEL VERTICAL

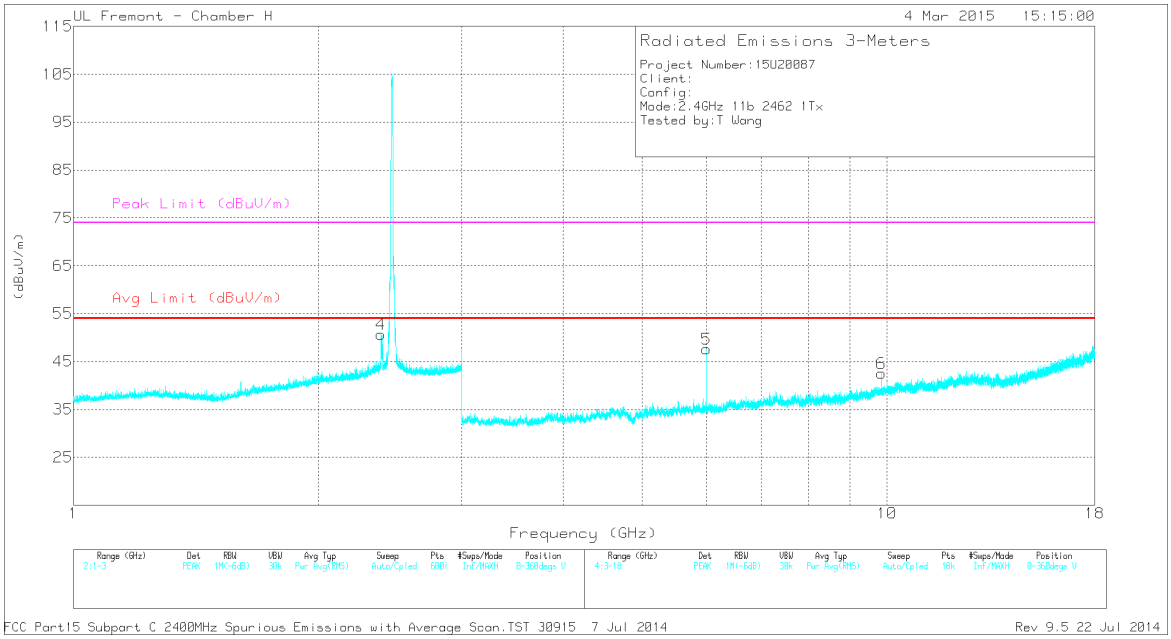

This report shall not be reproduced except in full, without the written approval of UL Verification Services Inc.

DATA

Marker	Frequency (GHz)	Meter Reading (dBuV)	Det	AF T863 (dB/m)	Amp/Cbl/Fltr/Pad (dB)	Corrected Reading (dBuV/m)	Avg Limit (dBuV/m)	Margin (dB)	Peak Limit (dBuV/m)	PK Margin (dB)	Azimuth (Degs)	Height (cm)	Polarity
4	* 2.389	51.57	PK2	32	-24.6	58.97	-	-	74	-15.03	254	198	V
	* 2.389	36.54	MAv1	32	-24.6	43.94	54	-10.06	-	-	254	198	V
1	1.928	36.51	PK	30.8	-25.1	42.21	-	-	-	-	0-360	100	H
2	6.00	37.9	PK	35.2	-31.6	41.5	-	-	-	-	0-360	201	H
5	6.00	44.04	PK	35.2	-31.6	47.64	-	-	-	-	0-360	201	V
6	9.847	32.21	PK	37.1	-26.8	42.51	-	-	-	-	0-360	201	V
3	9.848	30.52	PK	37.1	-26.8	40.82	-	-	-	-	0-360	201	H

* - indicates frequency in CFR 47, Part 15 and Industry Canada RSS-Restricted Band.

PK2 - KDB558074 Method: Maximum Peak

MAv1 - KDB558074 Option 1 Maximum RMS Average

UL VERIFICATION SERVICES INC. FORM NO: CCSUP4701J
47173 BENICIA STREET, FREMONT, CA 94538, USA TEL: (510) 771-1000 FAX: (510) 661-0888
This report shall not be reproduced except in full, without the written approval of UL Verification Services Inc.

HARMONICS AND SPURIOUS EMISSIONS HIGH CHANNEL, CH 12

HIGH CHANNEL HORIZONTAL

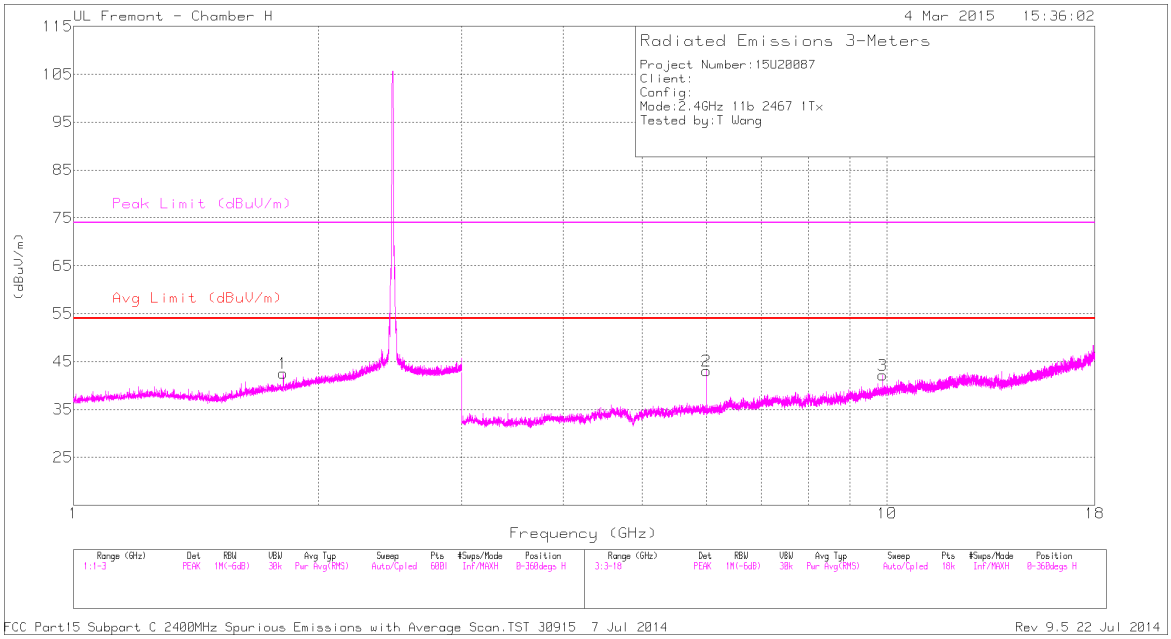

HIGH CHANNEL VERTICAL

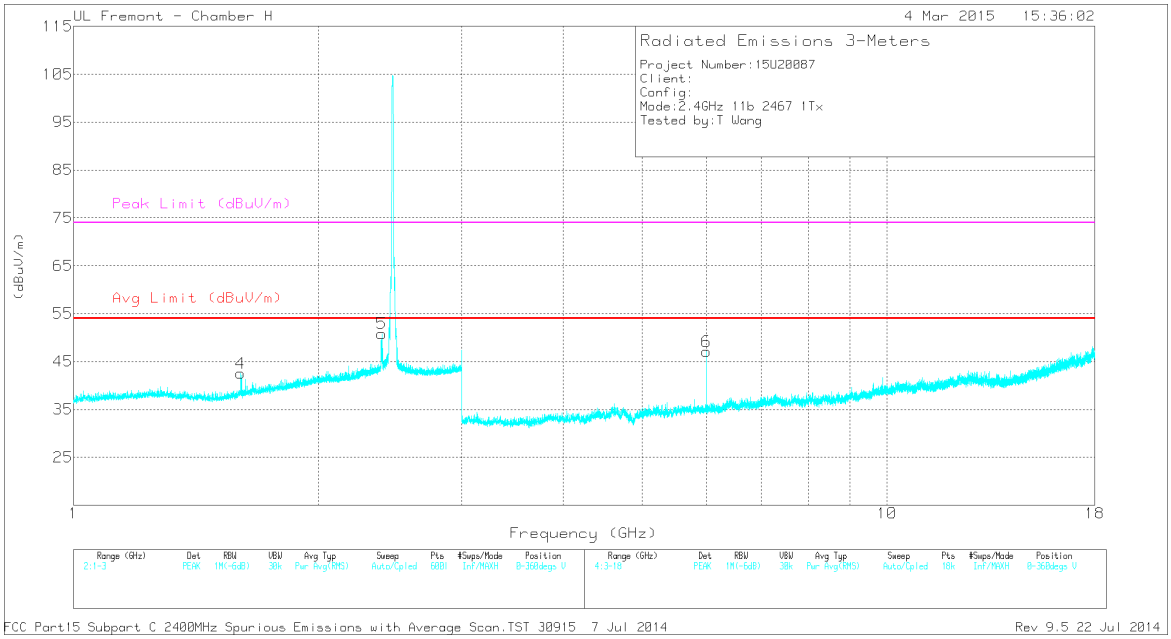

This report shall not be reproduced except in full, without the written approval of UL Verification Services Inc.

DATA

Marker	Frequency (GHz)	Meter Reading (dBuV)	Det	AF T863 (dB/m)	Amp/Cbl/Fltr/Pad (dB)	Corrected Reading (dBuV/m)	Avg Limit (dBuV/m)	Margin (dB)	Peak Limit (dBuV/m)	PK Margin (dB)	Azimuth (Degs)	Height (cm)	Polarity
4	* 1.603	43.64	PK2	28.5	-25.1	47.04	-	-	74	-26.96	172	365	V
	* 1.605	31.53	MAv1	28.5	-25.1	34.93	54	-19.07	-	-	172	365	V
1	1.811	37.6	PK	30.1	-25.2	42.5	-	-	-	-	0-360	201	H
5	2.393	43.47	PK	32	-24.6	50.87	-	-	-	-	0-360	100	V
2	6.00	39.5	PK	35.2	-31.6	43.1	-	-	-	-	0-360	201	H
6	6.00	43.54	PK	35.2	-31.6	47.14	-	-	-	-	0-360	201	V
3	9.868	31.66	PK	37.1	-26.6	42.16	-	-	-	-	0-360	201	H

* - indicates frequency in CFR 47, Part 15 and Industry Canada RSS-Restricted Band.

PK2 - KDB558074 Method: Maximum Peak

MAv1 - KDB558074 Option 1 Maximum RMS Average

This report shall not be reproduced except in full, without the written approval of UL Verification Services Inc.

HARMONICS AND SPURIOUS EMISSIONS HIGH CHANNEL, CH 13

HIGH CHANNEL HORIZONTAL

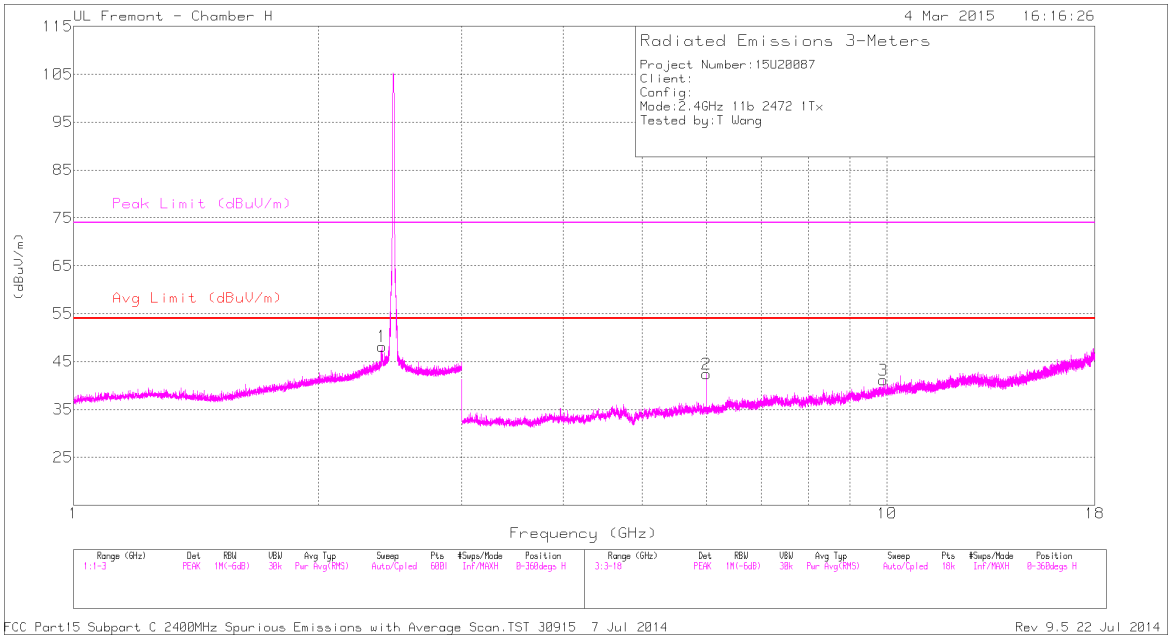

HIGH CHANNEL VERTICAL

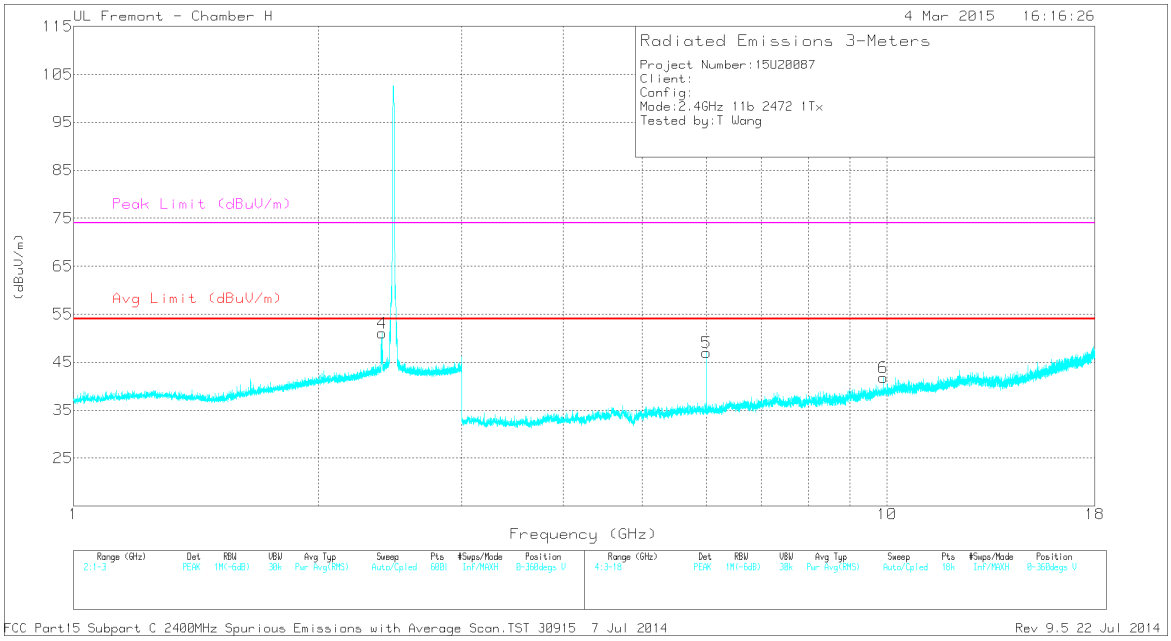

This report shall not be reproduced except in full, without the written approval of UL Verification Services Inc.

DATA

Marker	Frequency (GHz)	Meter Reading (dBuV)	Det	AF T863 (dB/m)	Amp/Cbl/ Fltr/Pad (dB)	Corrected Reading (dBuV/m)	Avg Limit (dBuV/m)	Margin (dB)	Peak Limit (dBuV/m)	PK Margin (dB)	Azimuth (Degs)	Height (cm)	Polarity
1	2.394	40.8	PK	32	-24.6	48.2	-	-	-	-	0-360	201	H
4	2.394	43.64	PK	32	-24.6	51.04	-	-	-	-	0-360	201	V
2	6.00	38.82	PK	35.2	-31.6	42.42	-	-	-	-	0-360	201	H
5	6.00	43.41	PK	35.2	-31.6	47.01	-	-	-	-	0-360	201	V
3	9.888	30.67	PK	37.1	-26.6	41.17	-	-	-	-	0-360	201	H
6	9.888	31.28	PK	37.1	-26.6	41.78	-	-	-	-	0-360	201	V

PK2 - KDB558074 Method: Maximum Peak

MAv1 - KDB558074 Option 1 Maximum RMS Average

This report shall not be reproduced except in full, without the written approval of UL Verification Services Inc.

9.2.2. 802.11n HT20 1Tx MODE IN THE 2.4 GHz BAND

RESTRICTED BANDEDGE (LOW CHANNEL, CH 1)

LOW CHANNEL RESTRICTED, HORIZONTAL

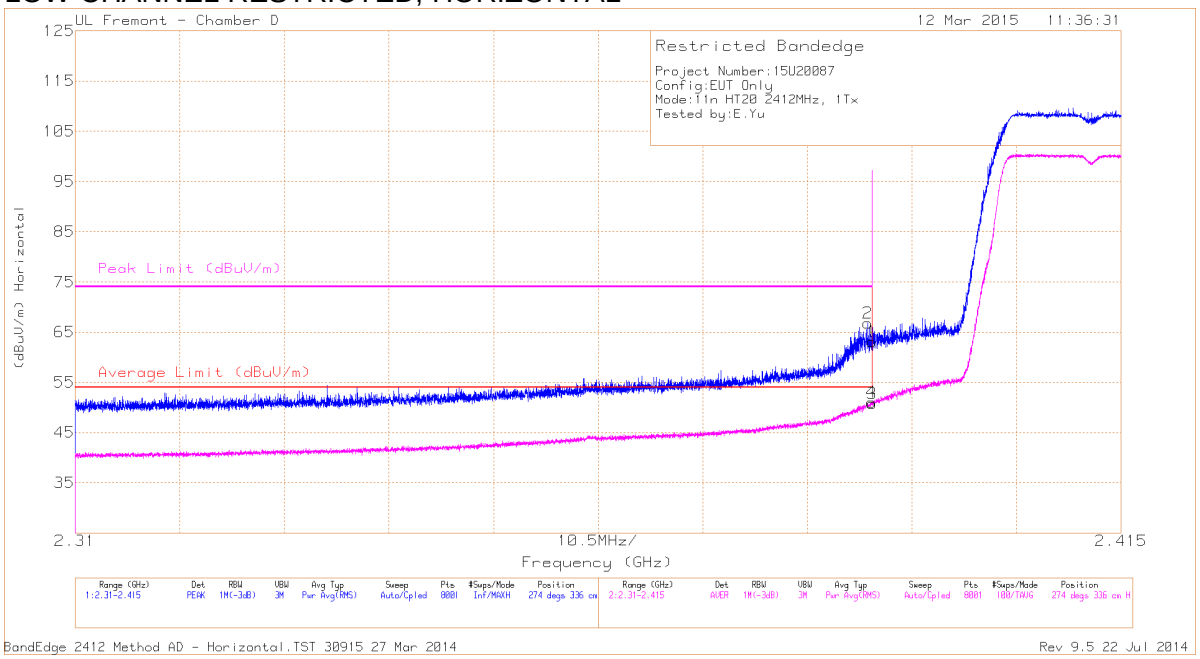

Marker	Frequency (GHz)	Meter Reading (dBuV)	Det	AF T344 (dB/m)	Amp/Cbl/ Fltr/Pad (dB)	Corrected Reading (dBuV/m)	Average Limit (dBuV/m)	Margin (dB)	Peak Limit (dBuV/m)	PK Margin (dB)	Azimuth (Degs)	Height (cm)	Polarity
1	* 2.39	51.7	PK	32.1	-20.7	63.1	-	-	74	-10.9	274	336	H
2	* 2.39	55.37	PK	32.1	-20.7	66.77	-	-	74	-7.23	274	336	H
3	* 2.39	39.37	RMS	32.1	-20.7	50.77	54	-3.23	-	-	274	336	H
4	* 2.39	39.69	RMS	32.1	-20.7	51.09	54	-2.91	-	-	274	336	H

* - indicates frequency in CFR 47, Part 15 and Industry Canada RSS-Restricted Band.

PK - Peak detector

RMS - RMS detection

This report shall not be reproduced except in full, without the written approval of UL Verification Services Inc.

LOW CHANNEL RESTRICTED, VERTICAL

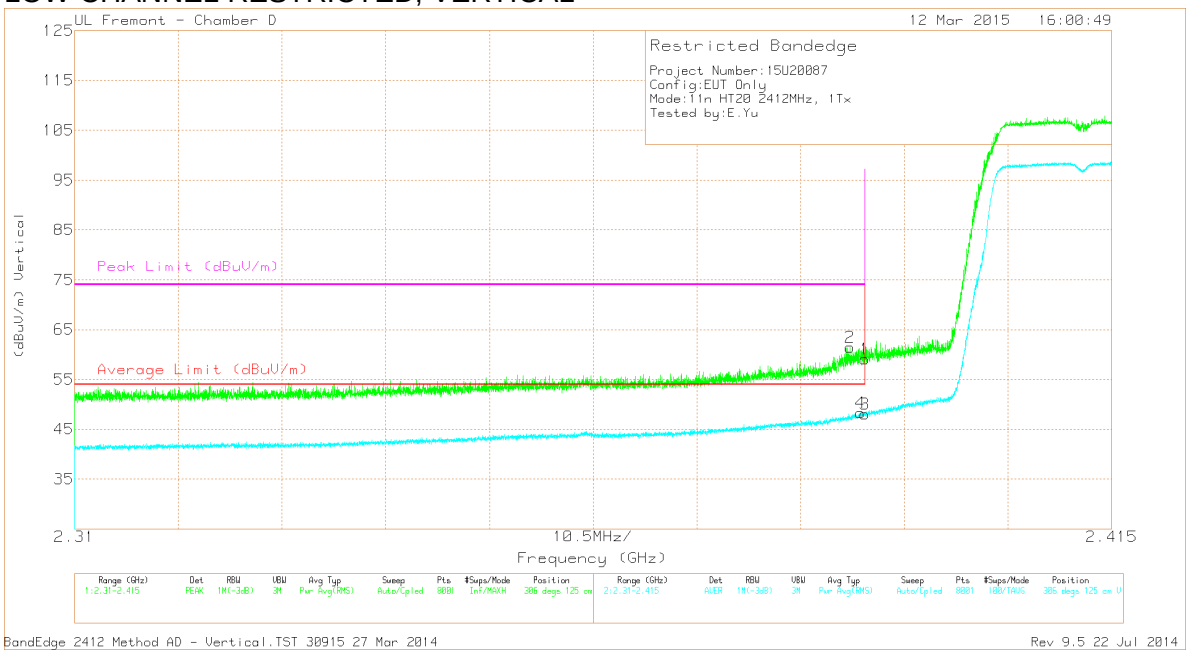

Marker	Frequency (GHz)	Meter Reading (dBuV)	Det	AF T344 (dB/m)	Amp/Cbl/ Fltr/Pad (dB)	Corrected Reading (dBuV/m)	Average Limit (dBuV/m)	Margin (dB)	Peak Limit (dBuV/m)	PK Margin (dB)	Azimuth (Degs)	Height (cm)	Polarity
2	* 2.389	50.11	PK	32.1	-20.8	61.41	-	-	74	-12.59	306	125	V
1	* 2.39	47.72	PK	32.1	-20.7	59.12	-	-	74	-14.88	306	125	V
3	* 2.39	36.69	RMS	32.1	-20.7	48.09	54	-5.91	-	-	306	125	V
4	* 2.39	36.92	RMS	32.1	-20.7	48.32	54	-5.68	-	-	306	125	V

* - indicates frequency in CFR 47, Part 15 and Industry Canada RSS-Restricted Band.

PK - Peak detector

RMS - RMS detection

UL VERIFICATION SERVICES INC. FORM NO: CCSUP4701J
47173 BENICIA STREET, FREMONT, CA 94538, USA TEL: (510) 771-1000 FAX: (510) 661-0888
This report shall not be reproduced except in full, without the written approval of UL Verification Services Inc.

RESTRICTED BANDEDGE (LOW CHANNEL, CH 2)

LOW CHANNEL RESTRICTED, HORIZONTAL

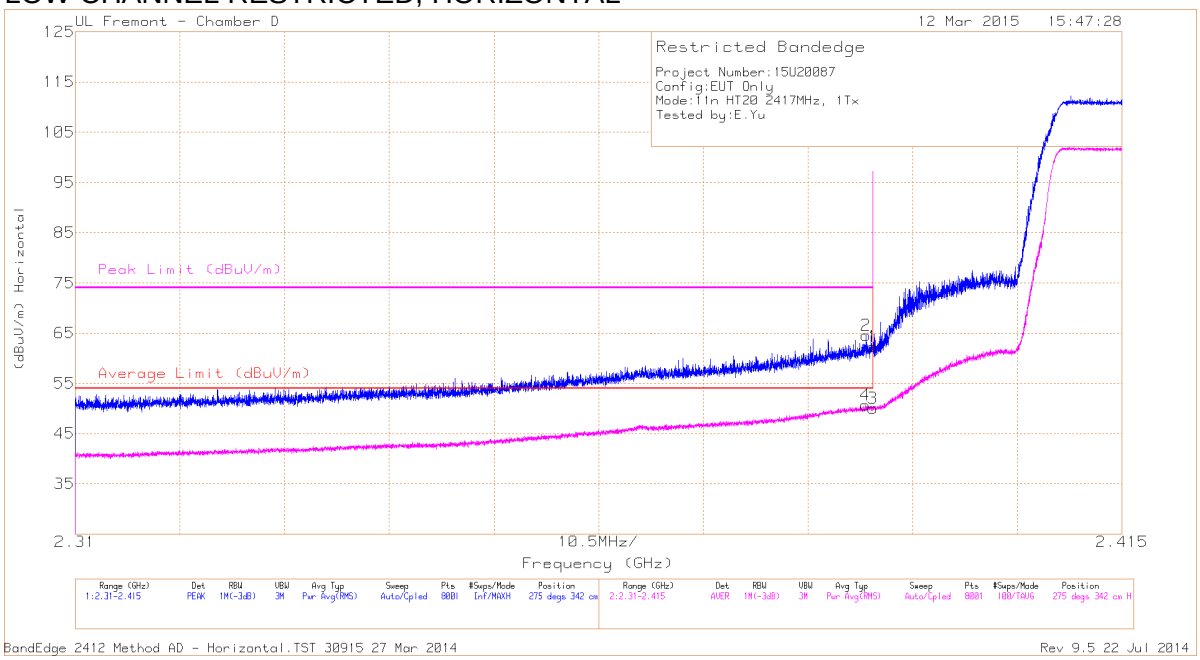

Marker	Frequency (GHz)	Meter Reading (dBuV)	Det	AF T344 (dB/m)	Amp/Cbl/ Fltr/Pad (dB)	Corrected Reading (dBuV/m)	Average Limit (dBuV/m)	Margin (dB)	Peak Limit (dBuV/m)	PK Margin (dB)	Azimuth (Degs)	Height (cm)	Polarity
2	* 2.389	53.19	PK	32.1	-20.7	64.59	-	-	74	-9.41	275	342	H
4	* 2.389	39.27	RMS	32.1	-20.7	50.67	54	-3.33	-	-	275	342	H
1	* 2.39	50.92	PK	32.1	-20.7	62.32	-	-	74	-11.68	275	342	H
3	* 2.39	38.67	RMS	32.1	-20.7	50.07	54	-3.93	-	-	275	342	H

* - indicates frequency in CFR 47, Part 15 and Industry Canada RSS-Restricted Band.

PK - Peak detector

RMS - RMS detection

UL VERIFICATION SERVICES INC. FORM NO: CCSUP4701J
47173 BENICIA STREET, FREMONT, CA 94538, USA TEL: (510) 771-1000 FAX: (510) 661-0888
This report shall not be reproduced except in full, without the written approval of UL Verification Services Inc.

LOW CHANNEL RESTRICTED, VERTICAL

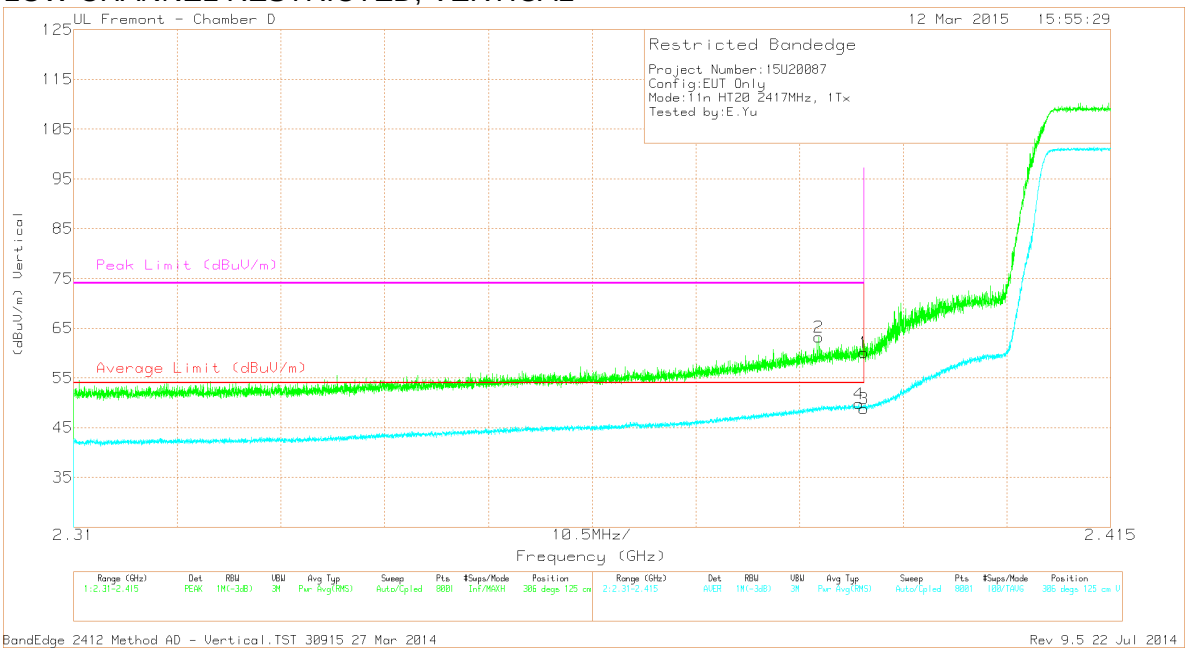

Marker	Frequency (GHz)	Meter Reading (dBuV)	Det	AF T344 (dB/m)	Amp/Cbl/ Fltr/Pad (dB)	Corrected Reading (dBuV/m)	Average Limit (dBuV/m)	Margin (dB)	Peak Limit (dBuV/m)	PK Margin (dB)	Azimuth (Degs)	Height (cm)	Polarity
2	* 2.385	51.9	PK	32.1	-20.8	63.2	-	-	74	-10.8	306	125	V
4	* 2.389	38.35	RMS	32.1	-20.7	49.75	54	-4.25	-	-	306	125	V
1	* 2.39	48.67	PK	32.1	-20.7	60.07	-	-	74	-13.93	306	125	V
3	* 2.39	37.4	RMS	32.1	-20.7	48.8	54	-5.2	-	-	306	125	V

* - indicates frequency in CFR 47, Part 15 and Industry Canada RSS-Restricted Band.

PK - Peak detector

RMS - RMS detection

UL VERIFICATION SERVICES INC.
47173 BENICIA STREET, FREMONT, CA 94538, USA TEL: (510) 771-1000 FAX: (510) 661-0888

FORM NO: CCSUP4701J
This report shall not be reproduced except in full, without the written approval of UL Verification Services Inc.

RESTRICTED BANDEDGE (LOW CHANNEL, CH 3)

LOW CHANNEL RESTRICTED, HORIZONTAL

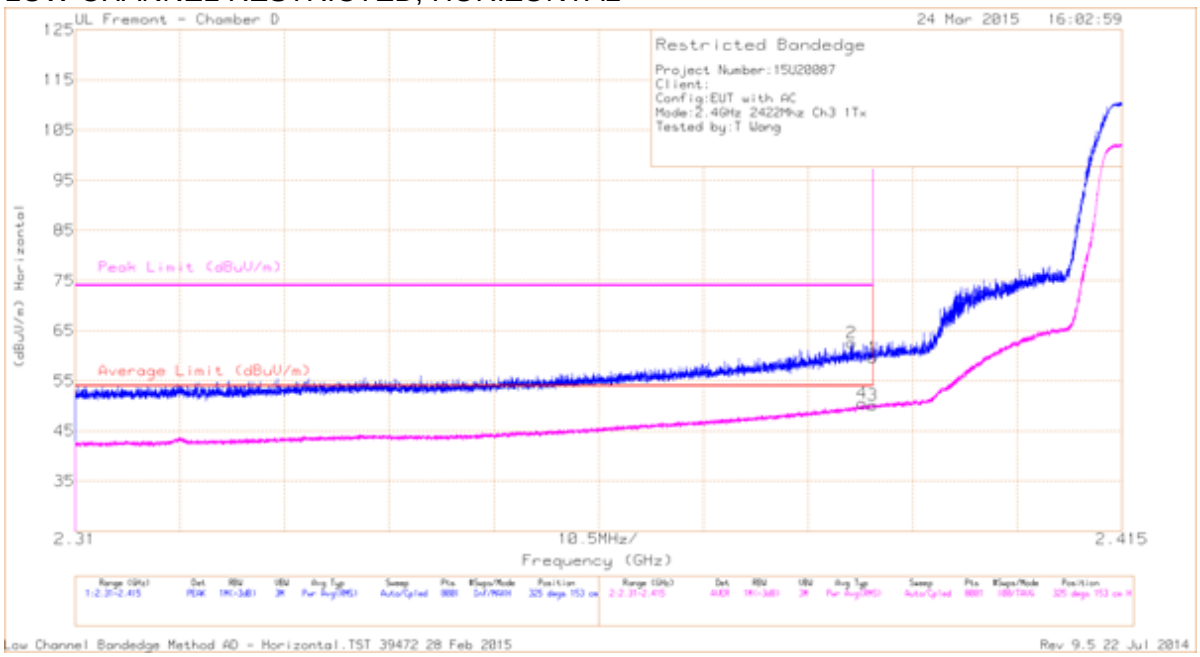

Marker	Frequency (GHz)	Meter Reading (dBuV)	Det	AF T344 (dB/m)	Amp/Cbl/ Fltr/Pad (dB)	Corrected Reading (dBuV/m)	Average Limit (dBuV/m)	Margin (dB)	Peak Limit (dBuV/m)	PK Margin (dB)	Azimuth (Degs)	Height (cm)	Polarity
2	* 2.388	51.3	PK	32.1	-20.8	62.6	-	-	74	-11.4	325	153	H
4	* 2.389	39.12	RMS	32.1	-20.7	50.52	54	-3.48	-	-	325	153	H
1	* 2.39	48.25	PK	32.1	-20.7	59.65	-	-	74	-14.35	325	153	H
3	* 2.39	38.72	RMS	32.1	-20.7	50.12	54	-3.88	-	-	325	153	H

* - indicates frequency in CFR 47, Part 15 and Industry Canada RSS-Restricted Band.
PK - Peak detector
RMS - RMS detection

This report shall not be reproduced except in full, without the written approval of UL Verification Services Inc.

LOW CHANNEL RESTRICTED, VERTICAL

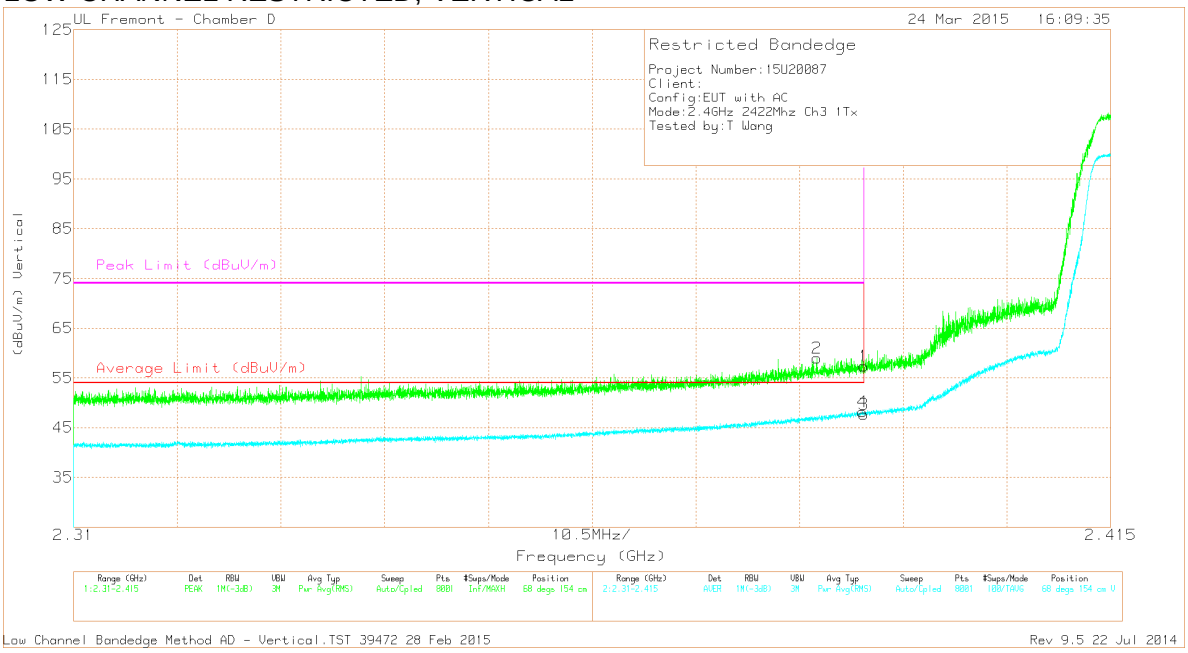

Marker	Frequency (GHz)	Meter Reading (dBuV)	Det	AF T344 (dB/m)	Amp/Cbl/ Fltr/Pad (dB)	Corrected Reading (dBuV/m)	Average Limit (dBuV/m)	Margin (dB)	Peak Limit (dBuV/m)	PK Margin (dB)	Azimuth (Degs)	Height (cm)	Polarity
2	* 2.385	47.63	PK	32.1	-20.8	58.93	-	-	74	-15.07	68	154	V
1	* 2.39	46.02	PK	32.1	-20.7	57.42	-	-	74	-16.58	68	154	V
3	* 2.39	36.23	RMS	32.1	-20.7	47.63	54	-6.37	-	-	68	154	V
4	* 2.39	36.83	RMS	32.1	-20.7	48.23	54	-5.77	-	-	68	154	V

* - indicates frequency in CFR 47, Part 15 and Industry Canada RSS-Restricted Band.
PK - Peak detector
RMS - RMS detection

This report shall not be reproduced except in full, without the written approval of UL Verification Services Inc.

AUTHORIZED BANDEDGE (HIGH CHANNEL, CH 9)

HIGH CHANNEL BANDEDGE, HORIZONTAL

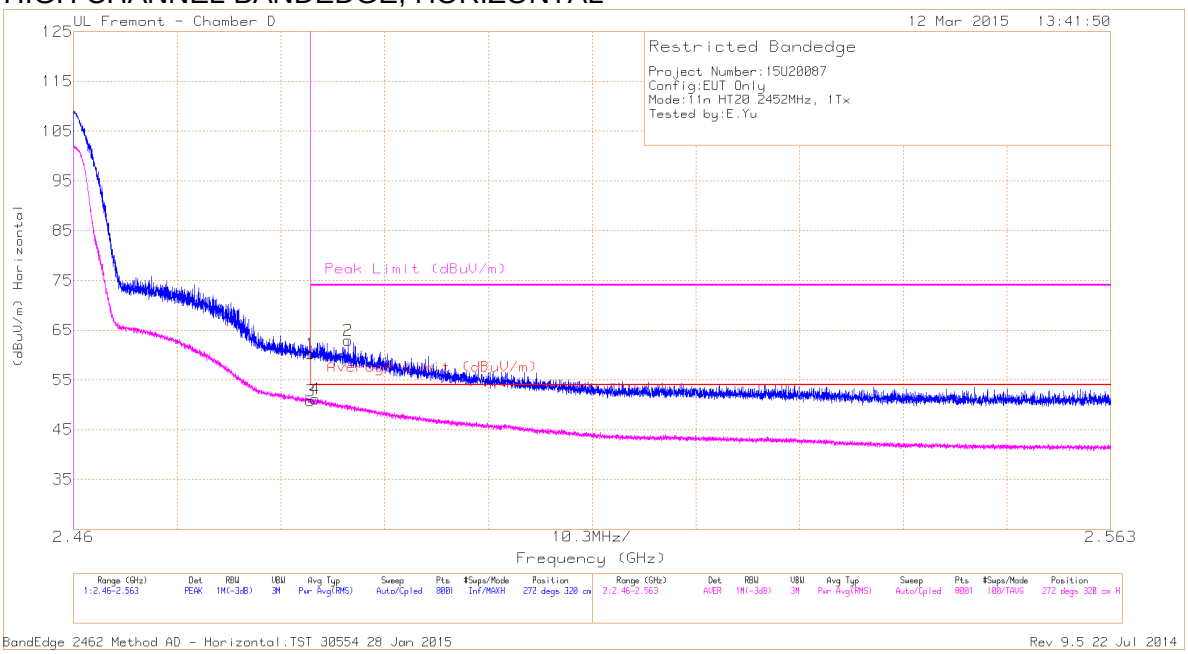

Marker	Frequency (GHz)	Meter Reading (dBuV)	Det	AF T344 (dB/m)	Amp/Cbl/ Fltr/Pad (dB)	Corrected Reading (dBuV/m)	Average Limit (dBuV/m)	Margin (dB)	Peak Limit (dBuV/m)	PK Margin (dB)	Azimuth (Degs)	Height (cm)	Polarity
1	* 2.484	48.77	PK	32.2	-20.8	60.17	-	-	74	-13.83	272	320	H
3	* 2.484	39.38	RMS	32.2	-20.8	50.78	54	-3.22	-	-	272	320	H
4	* 2.484	39.77	RMS	32.2	-20.8	51.17	54	-2.83	-	-	272	320	H
2	* 2.487	51.5	PK	32.2	-20.8	62.9	-	-	74	-11.1	272	320	H

* - indicates frequency in CFR 47, Part 15 and Industry Canada RSS-Restricted Band.

PK - Peak detector

RMS - RMS detection

This report shall not be reproduced except in full, without the written approval of UL Verification Services Inc.

HIGH CHANNEL BANDEDGE, VERTICAL

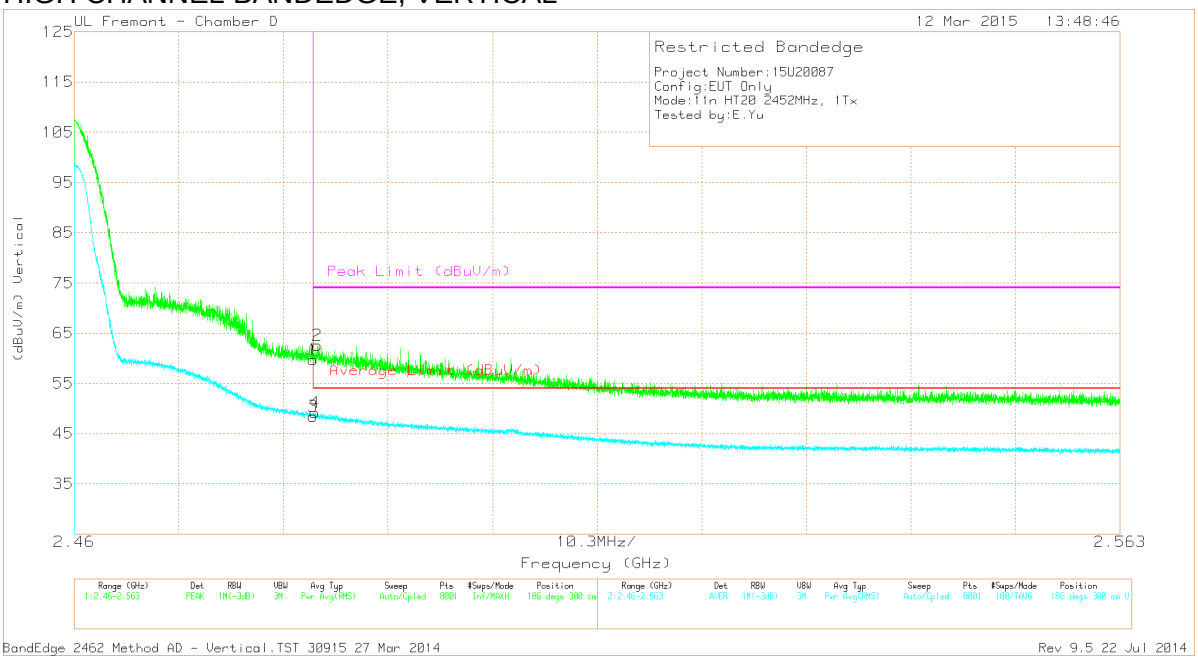

Marker	Frequency (GHz)	Meter Reading (dBuV)	Det	AF T344 (dB/m)	Amp/Cbl/ Fltr/Pad (dB)	Corrected Reading (dBuV/m)	Average Limit (dBuV/m)	Margin (dB)	Peak Limit (dBuV/m)	PK Margin (dB)	Azimuth (Degs)	Height (cm)	Polarity
1	* 2.484	48.28	PK	32.2	-20.8	59.68	-	-	74	-14.32	186	300	V
2	* 2.484	51.16	PK	32.2	-20.8	62.56	-	-	74	-11.44	186	300	V
3	* 2.484	37.07	RMS	32.2	-20.8	48.47	54	-5.53	-	-	186	300	V
4	* 2.484	37.79	RMS	32.2	-20.8	49.19	54	-4.81	-	-	186	300	V

* - indicates frequency in CFR 47, Part 15 and Industry Canada RSS-Restricted Band.

PK - Peak detector

RMS - RMS detection

UL VERIFICATION SERVICES INC. FORM NO: CCSUP4701J
47173 BENICIA STREET, FREMONT, CA 94538, USA TEL: (510) 771-1000 FAX: (510) 661-0888
This report shall not be reproduced except in full, without the written approval of UL Verification Services Inc.

AUTHORIZED BANDEDGE (HIGH CHANNEL, CH 10)

HIGH CHANNEL BANDEDGE, HORIZONTAL

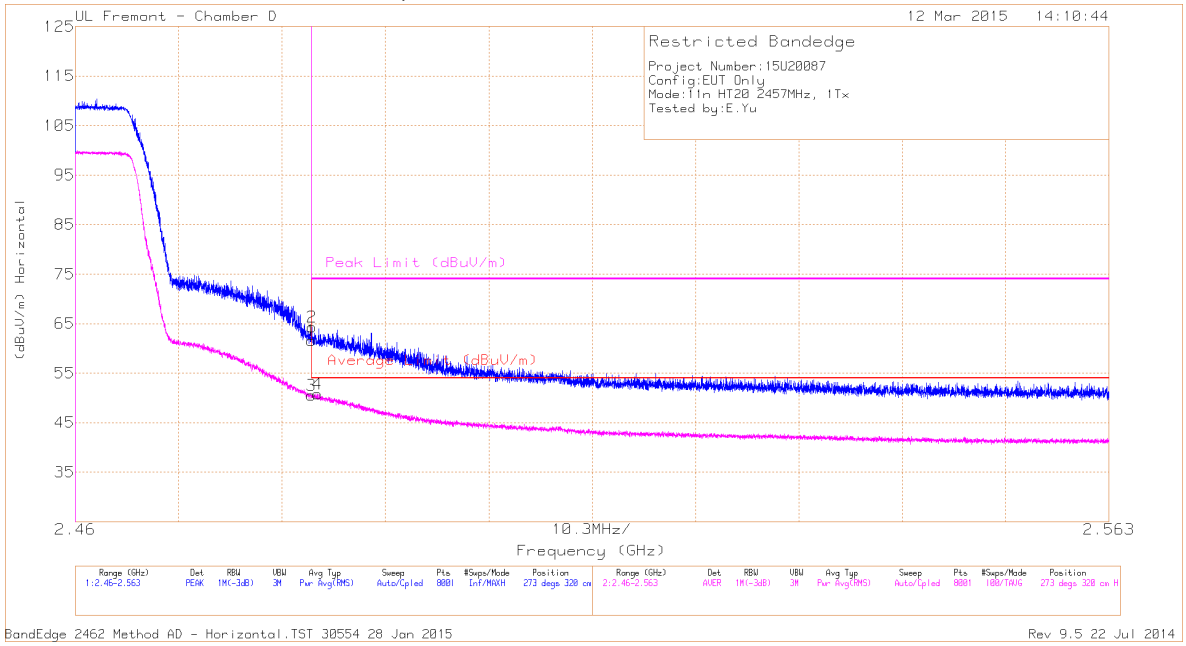

Marker	Frequency (GHz)	Meter Reading (dBuV)	Det	AF T344 (dB/m)	Amp/Cbl/ Fltr/Pad (dB)	Corrected Reading (dBuV/m)	Average Limit (dBuV/m)	Margin (dB)	Peak Limit (dBuV/m)	PK Margin (dB)	Azimuth (Degs)	Height (cm)	Polarity
1	* 2.484	50.14	PK	32.2	-20.8	61.54	-	-	74	-12.46	273	320	H
2	* 2.484	52.97	PK	32.2	-20.8	64.37	-	-	74	-9.63	273	320	H
3	* 2.484	39.11	RMS	32.2	-20.8	50.51	54	-3.49	-	-	273	320	H
4	* 2.484	39.41	RMS	32.2	-20.8	50.81	54	-3.19	-	-	273	320	H

* - indicates frequency in CFR 47, Part 15 and Industry Canada RSS-Restricted Band.

PK - Peak detector

RMS - RMS detection

This report shall not be reproduced except in full, without the written approval of UL Verification Services Inc.

HIGH CHANNEL BANDEDGE, VERTICAL

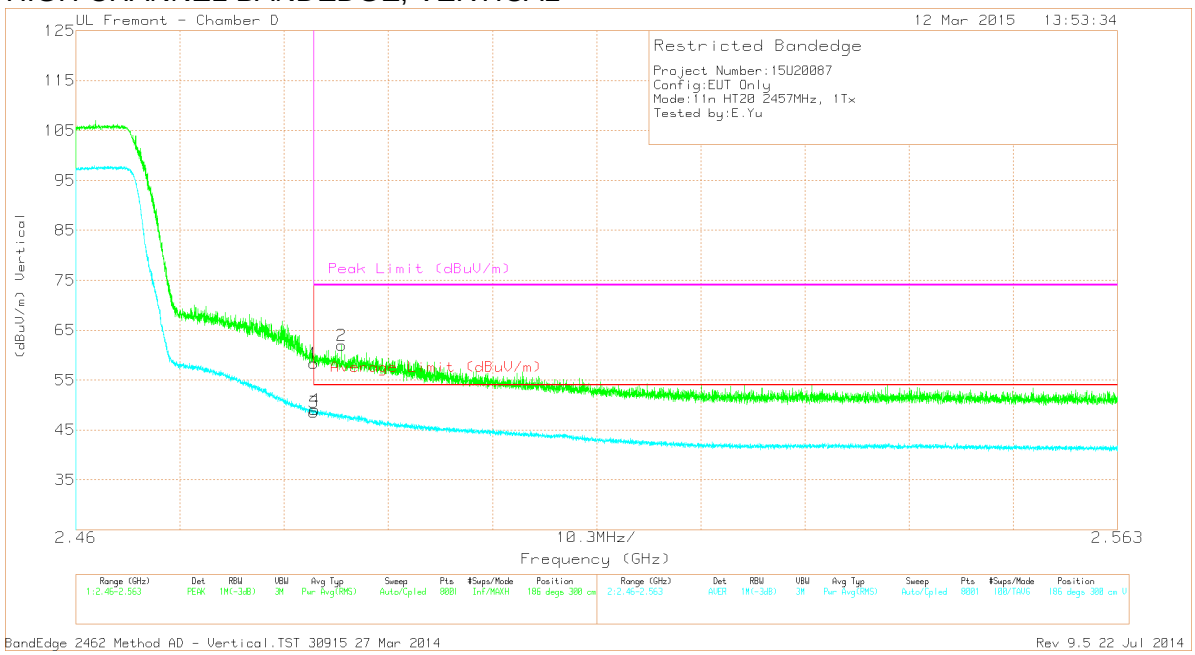

Marker	Frequency (GHz)	Meter Reading (dBuV)	Det	AF T344 (dB/m)	Amp/Cbl/ Fltr/Pad (dB)	Corrected Reading (dBuV/m)	Average Limit (dBuV/m)	Margin (dB)	Peak Limit (dBuV/m)	PK Margin (dB)	Azimuth (Degs)	Height (cm)	Polarity
1	* 2.484	46.91	PK	32.2	-20.8	58.31	-	-	74	-15.69	186	300	V
3	* 2.484	37.17	RMS	32.2	-20.8	48.57	54	-5.43	-	-	186	300	V
4	* 2.484	37.63	RMS	32.2	-20.8	49.03	54	-4.97	-	-	186	300	V
2	* 2.486	50.53	PK	32.2	-20.8	61.93	-	-	74	-12.07	186	300	V

* - indicates frequency in CFR 47, Part 15 and Industry Canada RSS-Restricted Band.

PK - Peak detector

RMS - RMS detection

UL VERIFICATION SERVICES INC. FORM NO: CCSUP4701J
47173 BENICIA STREET, FREMONT, CA 94538, USA TEL: (510) 771-1000 FAX: (510) 661-0888
This report shall not be reproduced except in full, without the written approval of UL Verification Services Inc.

AUTHORIZED BANDEDGE (HIGH CHANNEL, CH 11)

HIGH CHANNEL BANDEDGE, HORIZONTAL

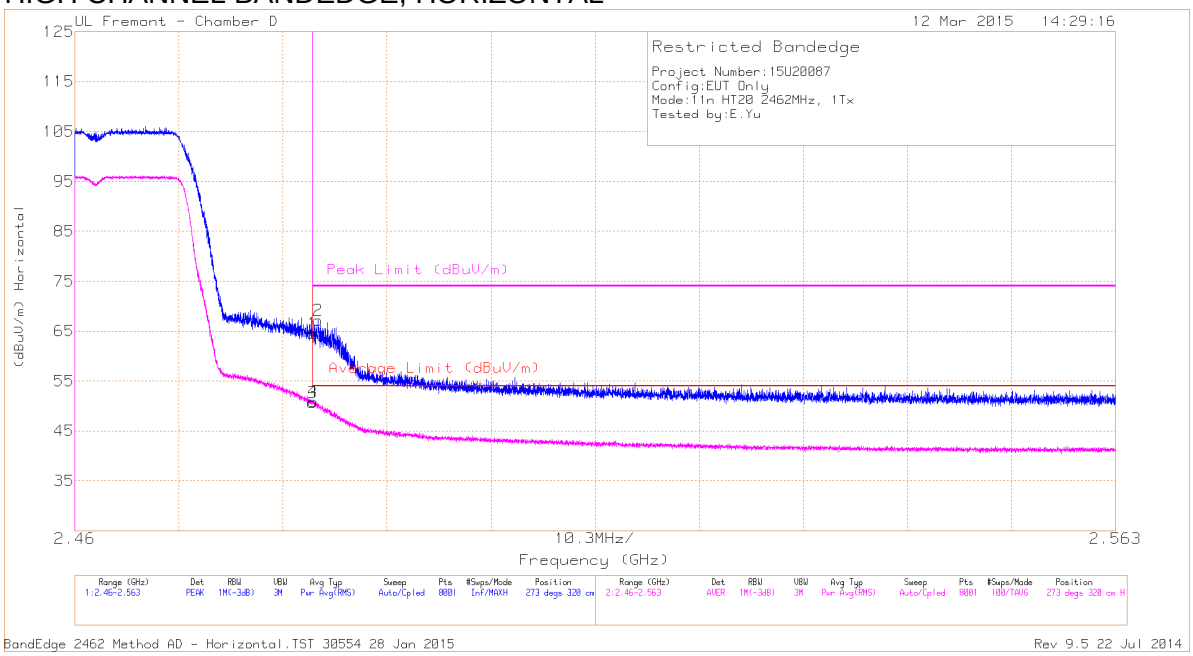

Marker	Frequency (GHz)	Meter Reading (dBuV)	Det	AF T344 (dB/m)	Amp/Cbl/ Fltr/Pad (dB)	Corrected Reading (dBuV/m)	Average Limit (dBuV/m)	Margin (dB)	Peak Limit (dBuV/m)	PK Margin (dB)	Azimuth (Degs)	Height (cm)	Polarity
1	* 2.484	53.17	PK	32.2	-20.8	64.57	-	-	74	-9.43	273	320	H
2	* 2.484	55.81	PK	32.2	-20.8	67.21	-	-	74	-6.79	273	320	H
3	* 2.484	39.23	RMS	32.2	-20.8	50.63	54	-3.37	-	-	273	320	H
4	* 2.484	39.47	RMS	32.2	-20.8	50.87	54	-3.13	-	-	273	320	H

* - indicates frequency in CFR 47, Part 15 and Industry Canada RSS-Restricted Band.

PK - Peak detector

RMS - RMS detection

This report shall not be reproduced except in full, without the written approval of UL Verification Services Inc.

HIGH CHANNEL BANDEDGE, VERTICAL

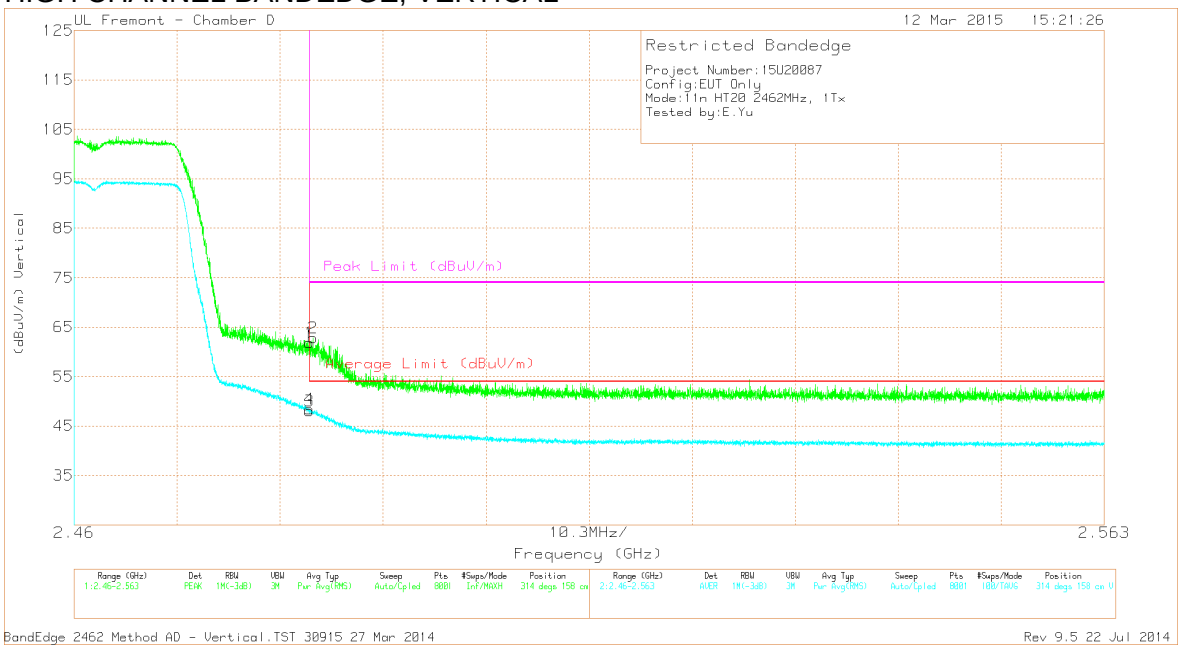

Marker	Frequency (GHz)	Meter Reading (dBuV)	Det	AF T344 (dB/m)	Amp/Cbl/ Fltr/Pad (dB)	Corrected Reading (dBuV/m)	Average Limit (dBuV/m)	Margin (dB)	Peak Limit (dBuV/m)	PK Margin (dB)	Azimuth (Degs)	Height (cm)	Polarity
1	* 2.484	50.48	PK	32.2	-20.8	61.88	-	-	74	-12.12	314	158	V
2	* 2.484	51.38	PK	32.2	-20.8	62.78	-	-	74	-11.22	314	158	V
3	* 2.484	36.68	RMS	32.2	-20.8	48.08	54	-5.92	-	-	314	158	V
4	* 2.484	36.98	RMS	32.2	-20.8	48.38	54	-5.62	-	-	314	158	V

* - indicates frequency in CFR 47, Part 15 and Industry Canada RSS-Restricted Band.

PK - Peak detector

RMS - RMS detection

UL VERIFICATION SERVICES INC. FORM NO: CCSUP4701J
47173 BENICIA STREET, FREMONT, CA 94538, USA TEL: (510) 771-1000 FAX: (510) 661-0888
This report shall not be reproduced except in full, without the written approval of UL Verification Services Inc.

AUTHORIZED BANDEDGE (HIGH CHANNEL, CH 12)

HIGH CHANNEL BANDEDGE, HORIZONTAL

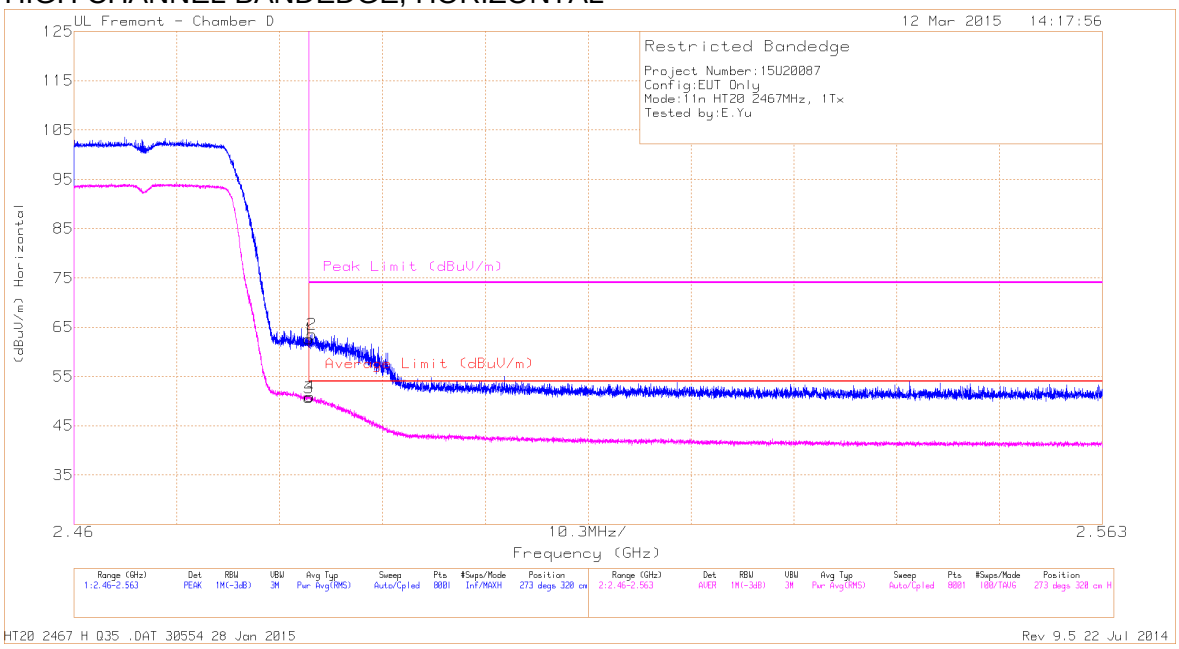

Marker	Frequency (GHz)	Meter Reading (dBuV)	Det	AF T344 (dB/m)	Amp/Cbl/ Fltr/Pad (dB)	Corrected Reading (dBuV/m)	Average Limit (dBuV/m)	Margin (dB)	Peak Limit (dBuV/m)	PK Margin (dB)	Azimuth (Degs)	Height (cm)	Polarity
1	* 2.484	51.24	PK	32.2	-20.8	62.64	-	-	74	-11.36	273	320	H
2	* 2.484	52.16	PK	32.2	-20.8	63.56	-	-	74	-10.44	273	320	H
3	* 2.484	39.23	RMS	32.2	-20.8	50.63	54	-3.37	-	-	273	320	H
4	* 2.484	39.53	RMS	32.2	-20.8	50.93	54	-3.07	-	-	273	320	H

* - indicates frequency in CFR 47, Part 15 and Industry Canada RSS-Restricted Band.

PK - Peak detector

RMS - RMS detection

This report shall not be reproduced except in full, without the written approval of UL Verification Services Inc.

HIGH CHANNEL BANDEDGE, VERTICAL

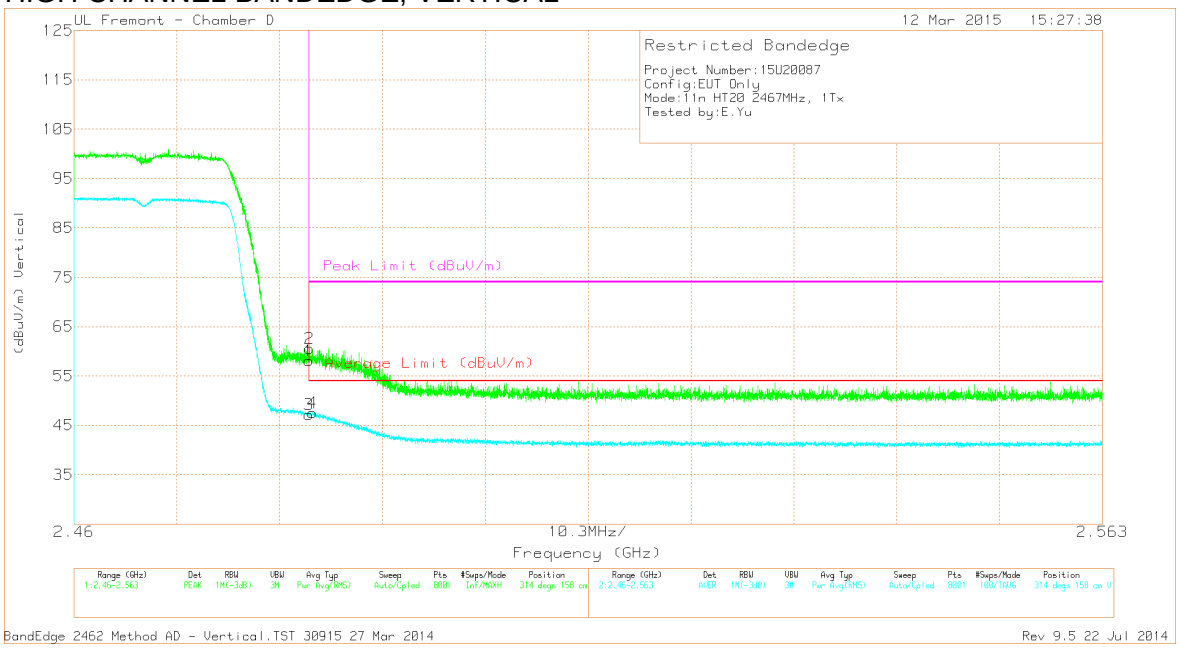

Marker	Frequency (GHz)	Meter Reading (dBuV)	Det	AF T344 (dB/m)	Amp/Cbl/ Fltr/Pad (dB)	Corrected Reading (dBuV/m)	Average Limit (dBuV/m)	Margin (dB)	Peak Limit (dBuV/m)	PK Margin (dB)	Azimuth (Degs)	Height (cm)	Polarity
1	* 2.484	46.68	PK	32.2	-20.8	58.08	-	-	74	-15.92	314	158	V
2	* 2.484	49.24	PK	32.2	-20.8	60.64	-	-	74	-13.36	314	158	V
3	* 2.484	35.77	RMS	32.2	-20.8	47.17	54	-6.83	-	-	314	158	V
4	* 2.484	36.21	RMS	32.2	-20.8	47.61	54	-6.39	-	-	314	158	V

* - indicates frequency in CFR 47, Part 15 and Industry Canada RSS-Restricted Band.

PK - Peak detector

RMS - RMS detection

UL VERIFICATION SERVICES INC. FORM NO: CCSUP4701J
47173 BENICIA STREET, FREMONT, CA 94538, USA TEL: (510) 771-1000 FAX: (510) 661-0888
This report shall not be reproduced except in full, without the written approval of UL Verification Services Inc.

AUTHORIZED BANDEDGE (HIGH CHANNEL, CH 13)

HIGH CHANNEL BANDEDGE, HORIZONTAL

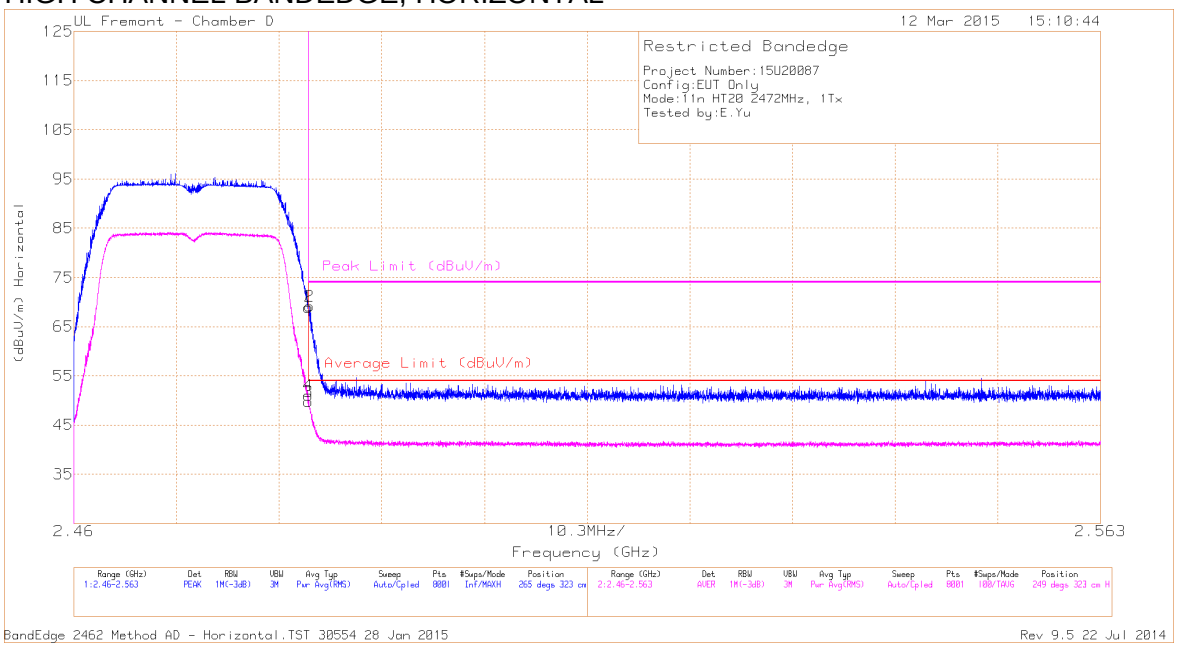

Marker	Frequency (GHz)	Meter Reading (dBuV)	Det	AF T344 (dB/m)	Amp/Cbl/ Fltr/Pad (dB)	Corrected Reading (dBuV/m)	Average Limit (dBuV/m)	Margin (dB)	Peak Limit (dBuV/m)	PK Margin (dB)	Azimuth (Degs)	Height (cm)	Polarity
1	* 2.484	57.56	PK	32.2	-20.8	68.96	-	-	74	-5.04	265	323	H
2	* 2.484	57.76	PK	32.2	-20.8	69.16	-	-	74	-4.84	265	323	H
3	* 2.484	38.35	RMS	32.2	-20.8	49.75	54	-4.25	-	-	249	323	H
4	* 2.484	39.6	RMS	32.2	-20.8	51	54	-3	-	-	249	323	H

* - indicates frequency in CFR 47, Part 15 and Industry Canada RSS-Restricted Band.

PK - Peak detector

RMS - RMS detection

This report shall not be reproduced except in full, without the written approval of UL Verification Services Inc.

HIGH CHANNEL BANDEDGE, VERTICAL

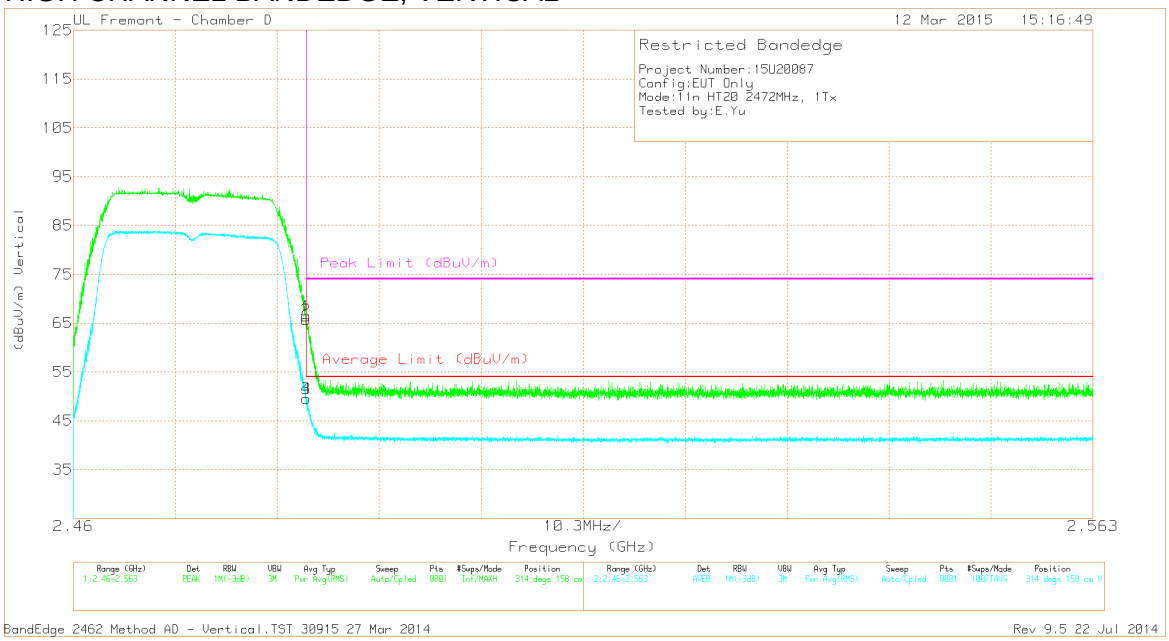

Marker	Frequency (GHz)	Meter Reading (dBuV)	Det	AF T344 (dB/m)	Amp/Cbl/ Fltr/Pad (dB)	Corrected Reading (dBuV/m)	Average Limit (dBuV/m)	Margin (dB)	Peak Limit (dBuV/m)	PK Margin (dB)	Azimuth (Degs)	Height (cm)	Polarity
1	* 2.484	55.02	PK	32.2	-20.8	66.42	-	-	74	-7.58	314	158	V
2	* 2.484	54.28	PK	32.2	-20.8	65.68	-	-	74	-8.32	314	158	V
3	* 2.484	38.12	RMS	32.2	-20.8	49.52	54	-4.48	-	-	314	158	V
4	* 2.484	38.14	RMS	32.2	-20.8	49.54	54	-4.46	-	-	314	158	V

* - indicates frequency in CFR 47, Part 15 and Industry Canada RSS-Restricted Band.

PK - Peak detector

RMS - RMS detection

This report shall not be reproduced except in full, without the written approval of UL Verification Services Inc.

HARMONICS AND SPURIOUS EMISSIONS LOW CHANNEL, CH 1

LOW CHANNEL HORIZONTAL

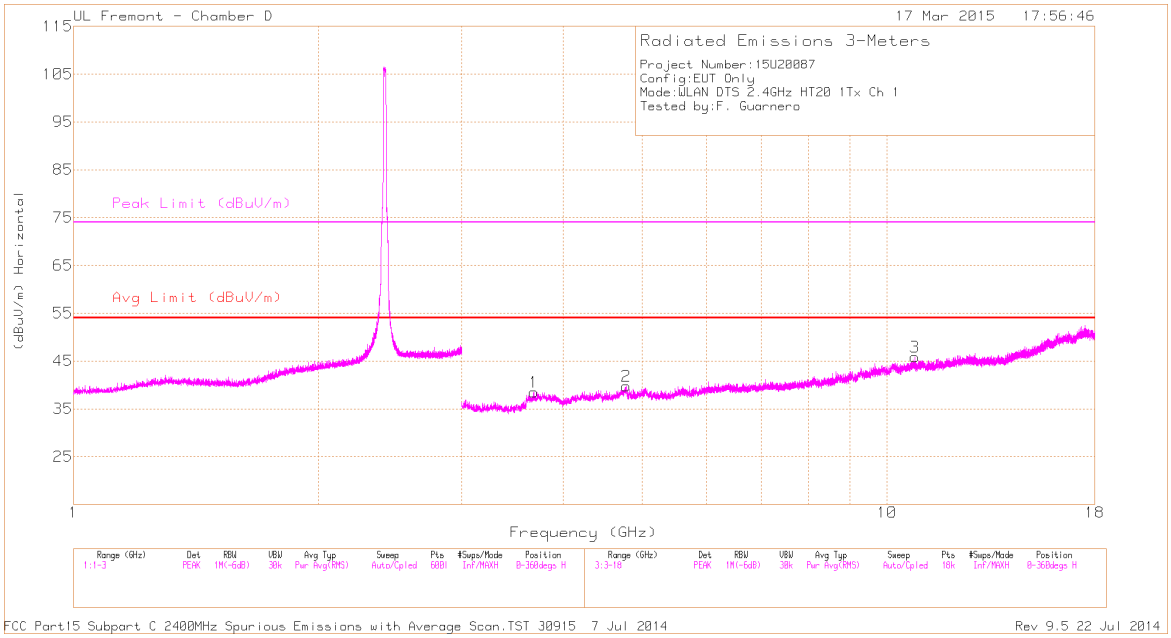

LOW CHANNEL VERTICAL

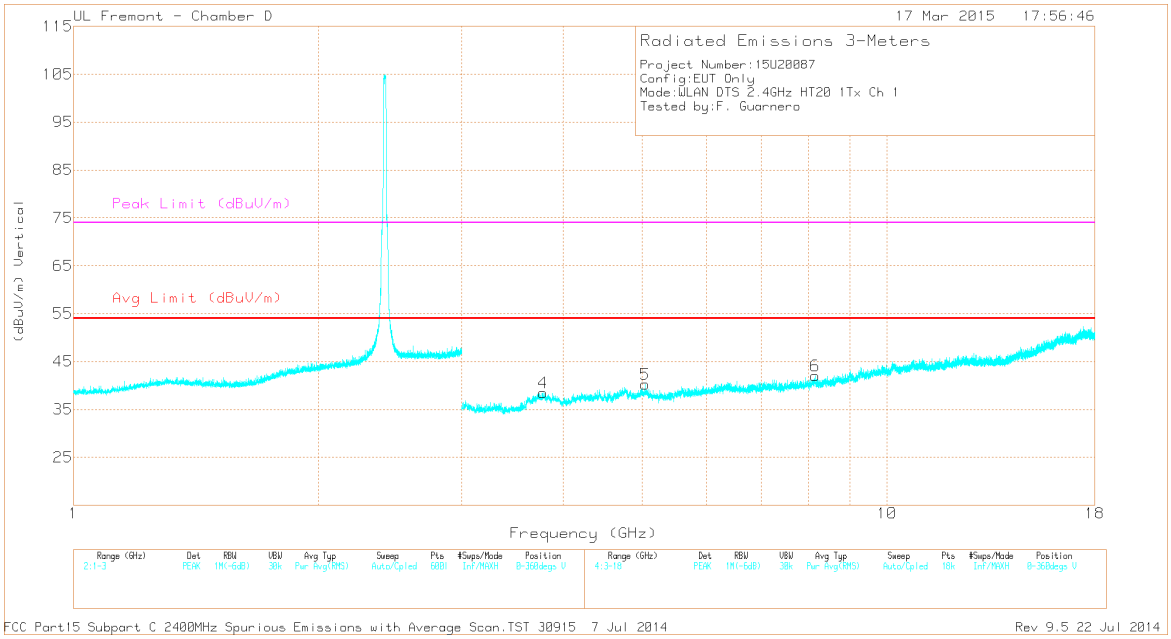

This report shall not be reproduced except in full, without the written approval of UL Verification Services Inc.

DATA

Marker	Frequency (GHz)	Meter Reading (dBuV)	Det	AF T344 (dB/m)	Amp/Cbl/ Fltr/Pad (dB)	Corrected Reading (dBuV/m)	Avg Limit (dBuV/m)	Margin (dB)	Peak Limit (dBuV/m)	PK Margin (dB)	Azimuth (Degs)	Height (cm)	Polarity
1	* 3.682	40.03	PK2	33.2	-29.1	44.13	-	-	74	-29.87	64	181	H
	* 3.681	28.08	MAv1	33.2	-29.1	32.18	54	-21.82	-	-	64	181	H
2	* 4.777	38.57	PK2	34.1	-26.6	46.07	-	-	74	-27.93	86	210	H
	* 4.777	26.99	MAv1	34.1	-26.6	34.49	54	-19.51	-	-	86	210	H
3	* 10.809	33.92	PK2	38	-20.9	51.02	-	-	74	-22.98	74	196	H
	* 10.808	23.57	MAv1	38	-20.9	40.67	54	-13.33	-	-	74	196	H
4	* 3.776	39.03	PK2	33.3	-28.3	44.03	-	-	74	-29.97	344	373	V
	* 3.777	27.47	MAv1	33.3	-28.2	32.57	54	-21.43	-	-	344	373	V
5	* 5.041	37.37	PK2	34.3	-26.7	44.97	-	-	74	-29.03	327	332	V
	* 5.04	27.11	MAv1	34.3	-26.7	34.71	54	-19.29	-	-	327	332	V
6	* 8.156	35.77	PK2	35.6	-23.1	48.27	-	-	74	-25.73	341	329	V
	* 8.158	24.86	MAv1	35.6	-23.2	37.26	54	-16.74	-	-	341	329	V

* - indicates frequency in CFR 47, Part 15 and Industry Canada RSS-Restricted Band.

PK2 - KDB558074 Method: Maximum Peak

MAv1 - KDB558074 Option 1 Maximum RMS Average

This report shall not be reproduced except in full, without the written approval of UL Verification Services Inc.

HARMONICS AND SPURIOUS EMISSIONS MID CHANNEL, CH 6

MID CHANNEL HORIZONTAL

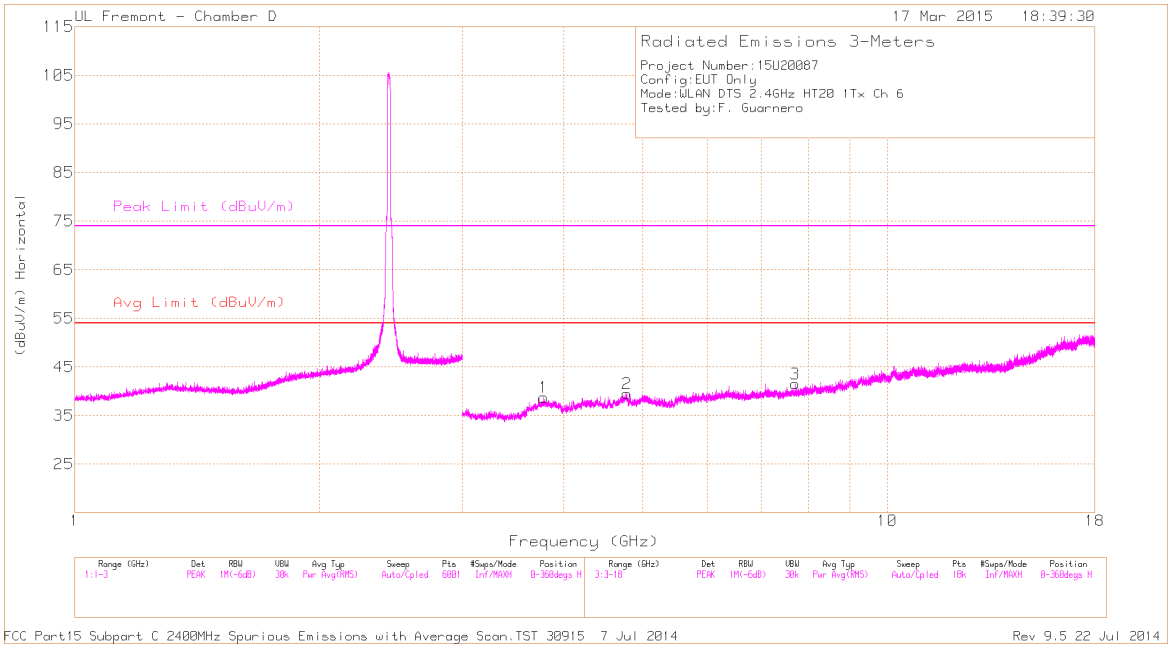

MID CHANNEL VERTICAL

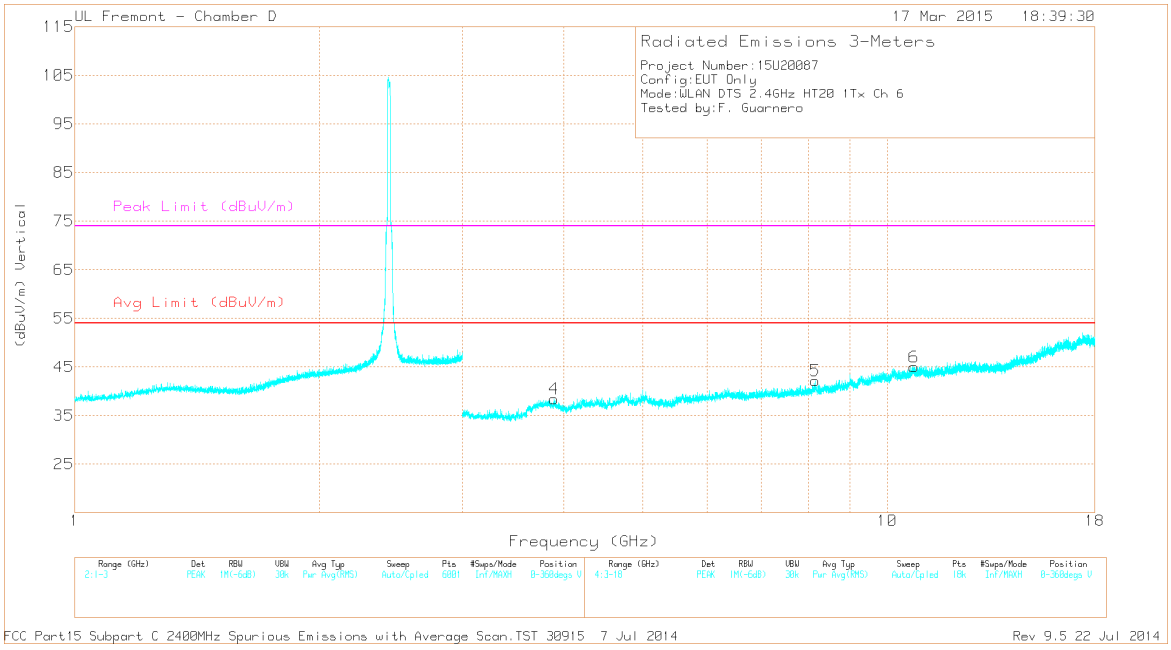

UL VERIFICATION SERVICES INC.
47173 BENICIA STREET, FREMONT, CA 94538, USA TEL: (510) 771-1000 FAX: (510) 661-0888

FORM NO: CCSUP4701J
This report shall not be reproduced except in full, without the written approval of UL Verification Services Inc.

DATA

Marker	Frequency (GHz)	Meter Reading (dBuV)	Det	AF T344 (dB/m)	Amp/Cbl/ Fltr/Pad (dB)	Corrected Reading (dBuV/m)	Avg Limit (dBuV/m)	Margin (dB)	Peak Limit (dBuV/m)	PK Margin (dB)	Azimuth (Degs)	Height (cm)	Polarity
1	* 3.777	38.52	PK2	33.3	-28.2	43.62	-	-	74	-30.38	194	123	H
	* 3.778	27.26	MAv1	33.3	-28.2	32.36	54	-21.64	-	-	194	123	H
2	* 4.78	37.79	PK2	34.1	-26.6	45.29	-	-	74	-28.71	181	130	H
	* 4.779	26.58	MAv1	34.1	-26.6	34.08	54	-19.92	-	-	181	130	H
3	* 7.706	36.93	PK2	35.6	-24.9	47.63	-	-	74	-26.37	208	143	H
	* 7.705	25.69	MAv1	35.6	-24.9	36.39	54	-17.61	-	-	208	143	H
4	* 3.887	39.11	PK2	33.4	-28.3	44.21	-	-	74	-29.79	28	143	V
	* 3.888	28.33	MAv1	33.4	-28.3	33.43	54	-20.57	-	-	28	143	V
5	* 8.155	36.06	PK2	35.6	-23.1	48.56	-	-	74	-25.44	10	111	V
	* 8.157	24.1	MAv1	35.6	-23.1	36.6	54	-17.4	-	-	10	111	V
6	* 10.785	33.97	PK2	37.9	-20.8	51.07	-	-	74	-22.93	26	176	V
	* 10.785	23.26	MAv1	37.9	-20.8	40.36	54	-13.64	-	-	26	176	V

* - indicates frequency in CFR 47, Part 15 and Industry Canada RSS-Restricted Band.

PK2 - KDB558074 Method: Maximum Peak

MAv1 - KDB558074 Option 1 Maximum RMS Average

This report shall not be reproduced except in full, without the written approval of UL Verification Services Inc.

HARMONICS AND SPURIOUS EMISSIONS HIGH CHANNEL, CH 11

HIGH CHANNEL HORIZONTAL

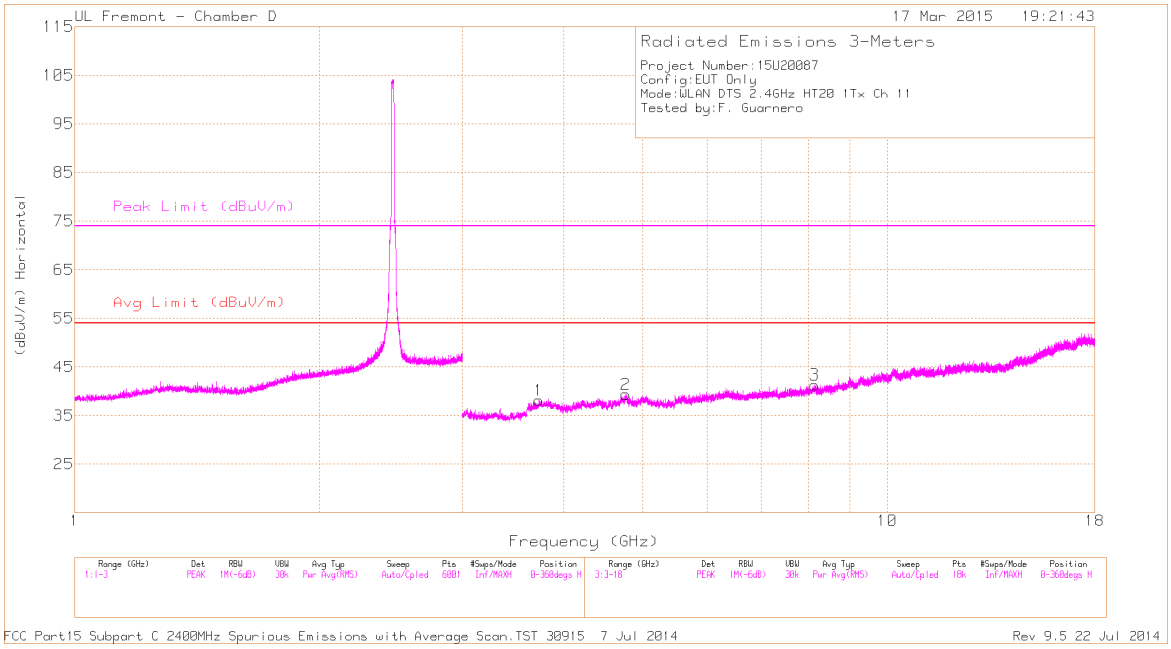

HIGH CHANNEL VERTICAL

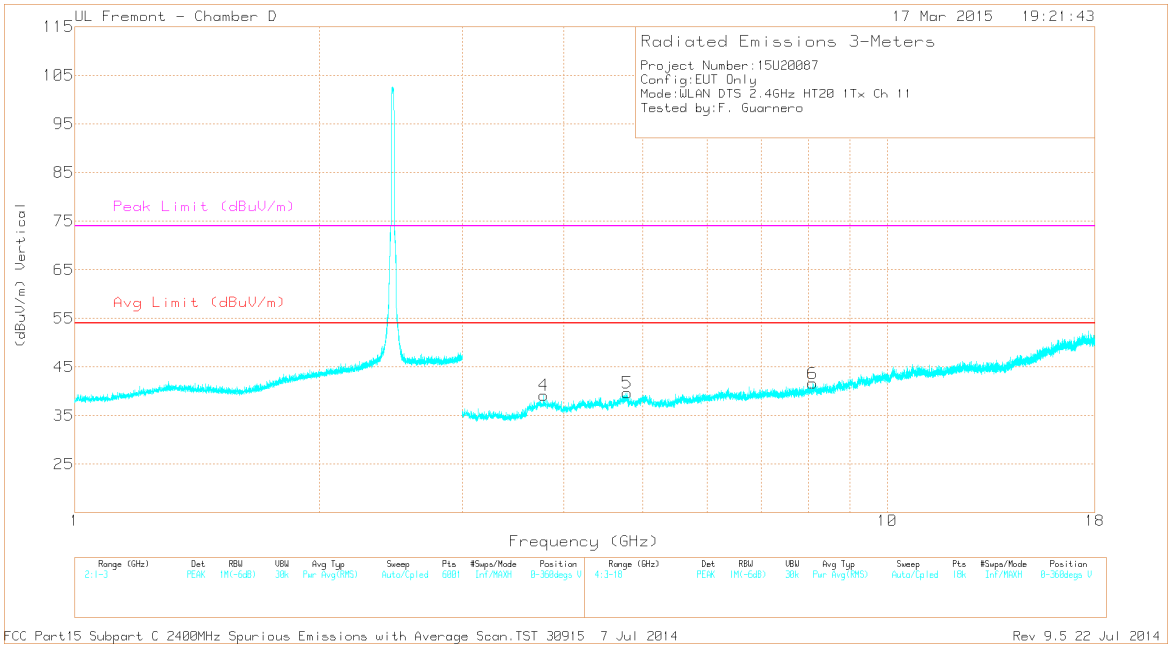

This report shall not be reproduced except in full, without the written approval of UL Verification Services Inc.

DATA

Marker	Frequency (GHz)	Meter Reading (dBuV)	Det	AF T344 (dB/m)	Amp/Cbl/ Fltr/Pad (dB)	Corrected Reading (dBuV/m)	Avg Limit (dBuV/m)	Margin (dB)	Peak Limit (dBuV/m)	PK Margin (dB)	Azimuth (Degs)	Height (cm)	Polarity
1	* 3.721	38.76	PK2	33.2	-28.8	43.16	-	-	74	-30.84	78	297	H
	* 3.725	27.62	MAv1	33.2	-28.7	32.12	54	-21.88	-	-	78	297	H
2	* 4.766	37.29	PK2	34.1	-26.7	44.69	-	-	74	-29.31	84	263	H
	* 4.766	26.95	MAv1	34.1	-26.7	34.35	54	-19.65	-	-	84	263	H
3	* 8.142	35.5	PK2	35.6	-23.1	48	-	-	74	-26	48	268	H
	* 8.143	24.77	MAv1	35.6	-23	37.37	54	-16.63	-	-	48	268	H
4	* 3.776	39.02	PK2	33.3	-28.2	44.12	-	-	74	-29.88	32	230	V
	* 3.78	27.53	MAv1	33.3	-28.2	32.63	54	-21.37	-	-	32	230	V
5	* 4.784	37.09	PK2	34.1	-26.6	44.59	-	-	74	-29.41	37	246	V
	* 4.787	26.34	MAv1	34.1	-26.7	33.74	54	-20.26	-	-	37	246	V
6	* 8.092	37.05	PK2	35.6	-23.8	48.85	-	-	74	-25.15	59	237	V
	* 8.092	25.2	MAv1	35.6	-23.8	37	54	-17	-	-	59	237	V

* - indicates frequency in CFR 47, Part 15 and Industry Canada RSS-Restricted Band.

PK2 - KDB558074 Method: Maximum Peak

MAv1 - KDB558074 Option 1 Maximum RMS Average

This report shall not be reproduced except in full, without the written approval of UL Verification Services Inc.

HARMONICS AND SPURIOUS EMISSIONS HIGH CHANNEL, CH 12

HIGH CHANNEL HORIZONTAL

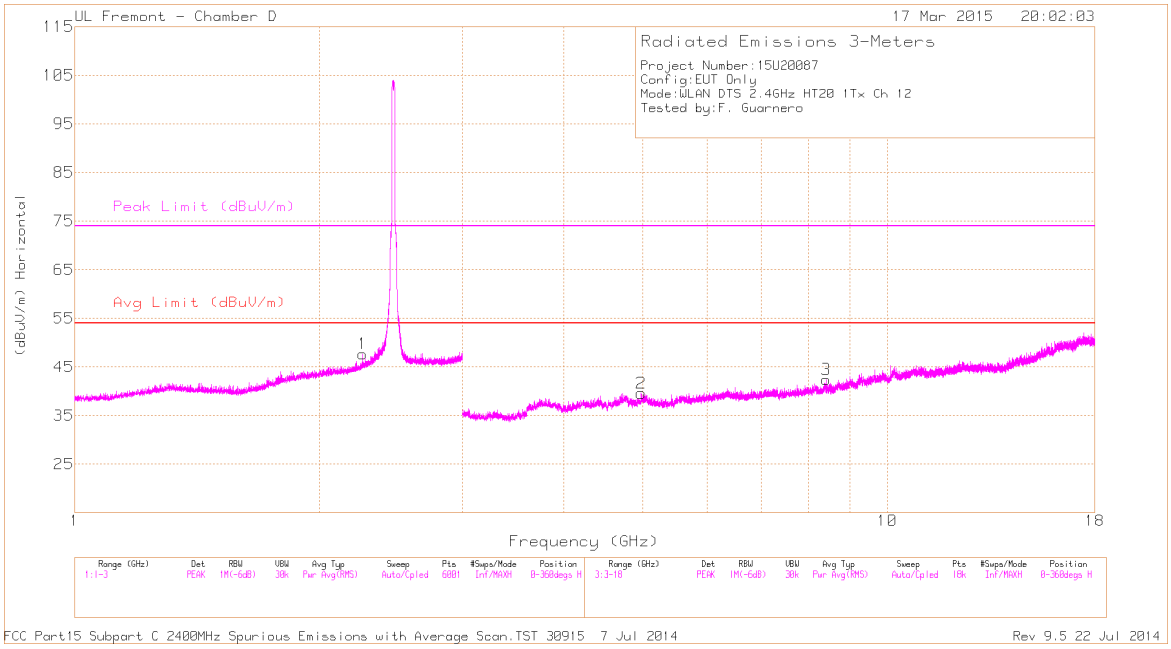

HIGH CHANNEL VERTICAL

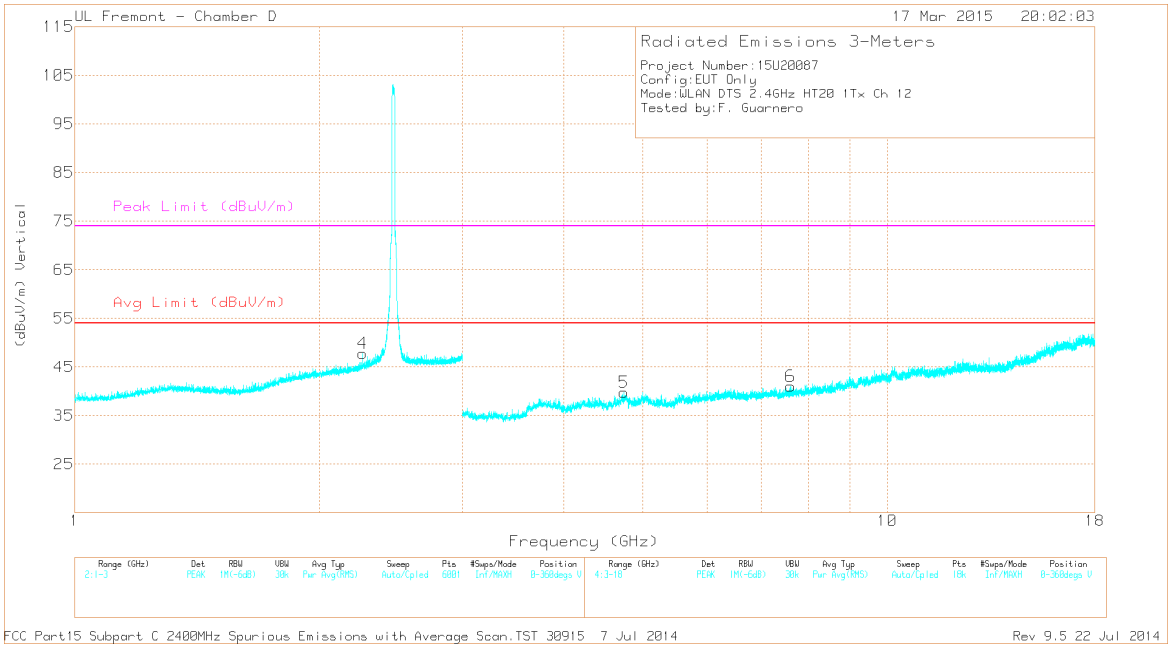

This report shall not be reproduced except in full, without the written approval of UL Verification Services Inc.

DATA

Marker	Frequency (GHz)	Meter Reading (dBuV)	Det	AF T344 (dB/m)	Amp/Cbl/ Fltr/Pad (dB)	Corrected Reading (dBuV/m)	Avg Limit (dBuV/m)	Margin (dB)	Peak Limit (dBuV/m)	PK Margin (dB)	Azimuth (Degs)	Height (cm)	Polarity
1	* 2.262	44.58	PK2	31.8	-21	55.38	-	-	74	-18.62	238	326	H
	* 2.261	35.53	MAv1	31.8	-21	46.33	54	-7.67	-	-	238	326	H
2	* 4.979	38.55	PK2	34.2	-27.5	45.25	-	-	74	-28.75	21	145	H
	* 4.981	27.02	MAv1	34.2	-27.4	33.82	54	-20.18	-	-	21	145	H
3	* 8.409	36.07	PK2	35.7	-23.6	48.17	-	-	74	-25.83	43	150	H
	* 8.408	24.75	MAv1	35.7	-23.6	36.85	54	-17.15	-	-	43	150	H
4	* 2.262	43.51	PK2	31.8	-21	54.31	-	-	74	-19.69	178	101	V
	* 2.261	33.9	MAv1	31.8	-21	44.7	54	-9.3	-	-	178	101	V
5	* 4.745	37.55	PK2	34.1	-26.9	44.75	-	-	74	-29.25	56	320	V
	* 4.743	26.12	MAv1	34.1	-26.9	33.32	54	-20.68	-	-	56	320	V
6	* 7.603	36.77	PK2	35.6	-25.2	47.17	-	-	74	-26.83	87	300	V
	* 7.604	25.7	MAv1	35.6	-25.2	36.1	54	-17.9	-	-	87	300	V

* - indicates frequency in CFR 47, Part 15 and Industry Canada RSS-Restricted Band.

PK2 - KDB558074 Method: Maximum Peak

MAv1 - KDB558074 Option 1 Maximum RMS Average

This report shall not be reproduced except in full, without the written approval of UL Verification Services Inc.

HARMONICS AND SPURIOUS EMISSIONS HIGH CHANNEL, CH 13

HIGH CHANNEL HORIZONTAL

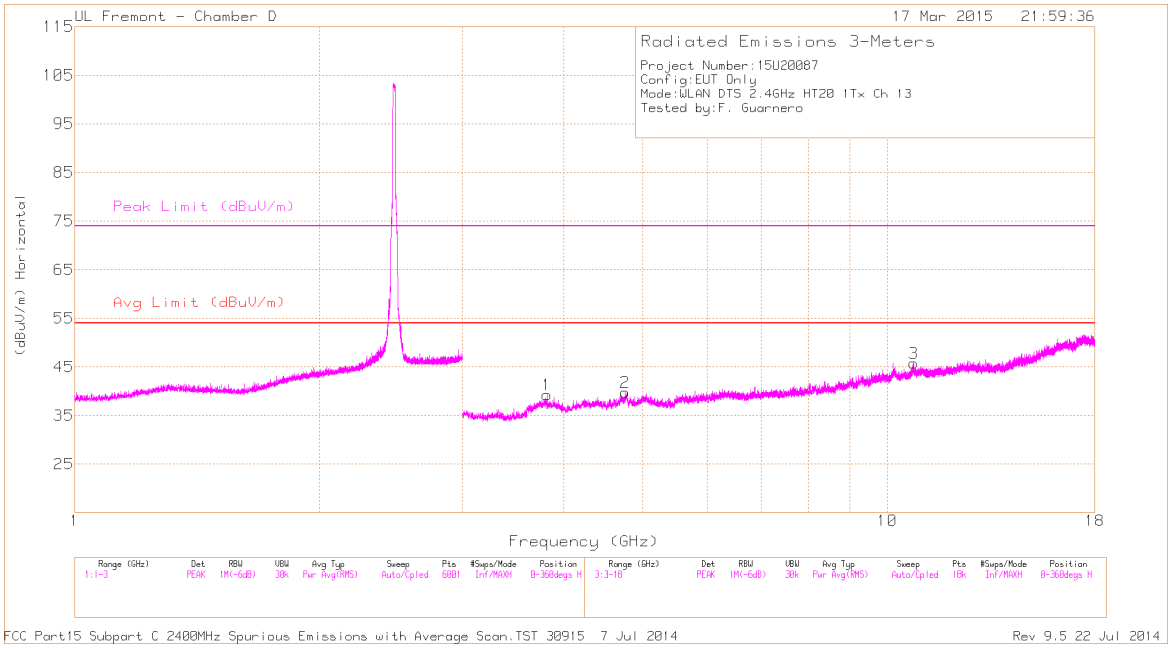

HIGH CHANNEL VERTICAL

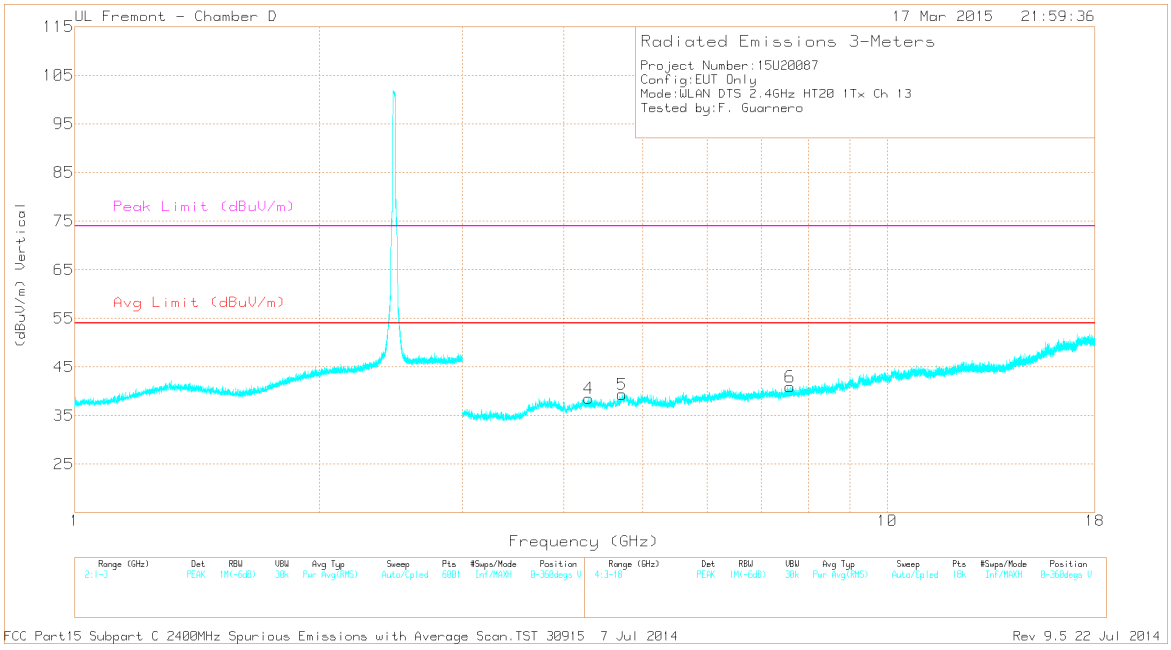

This report shall not be reproduced except in full, without the written approval of UL Verification Services Inc.

DATA

Marker	Frequency (GHz)	Meter Reading (dBuV)	Det	AF T344 (dB/m)	Amp/Cbl/ Fltr/Pad (dB)	Corrected Reading (dBuV/m)	Avg Limit (dBuV/m)	Margin (dB)	Peak Limit (dBuV/m)	PK Margin (dB)	Azimuth (Degs)	Height (cm)	Polarity
1	* 3.814	39.34	PK2	33.4	-28.6	44.14	-	-	74	-29.86	205	197	H
	* 3.815	28.18	MAv1	33.4	-28.6	32.98	54	-21.02	-	-	205	197	H
2	* 4.759	37.7	PK2	34.1	-26.8	45	-	-	74	-29	251	183	H
	* 4.758	26.83	MAv1	34.1	-26.8	34.13	54	-19.87	-	-	251	183	H
3	* 10.771	33.92	PK2	37.9	-20.4	51.42	-	-	74	-22.58	266	172	H
	* 10.77	22.72	MAv1	37.9	-20.4	40.22	54	-13.78	-	-	266	172	H
4	* 4.29	39.12	PK2	33.6	-28.3	44.42	-	-	74	-29.58	196	343	V
	* 4.292	27.16	MAv1	33.6	-28.3	32.46	54	-21.54	-	-	196	343	V
5	* 4.717	37.96	PK2	34.2	-27.2	44.96	-	-	74	-29.04	221	293	V
	* 4.717	26.76	MAv1	34.2	-27.2	33.76	54	-20.24	-	-	221	293	V
6	* 7.59	37.38	PK2	35.6	-25	47.98	-	-	74	-26.02	241	295	V
	* 7.592	25.69	MAv1	35.6	-25.1	36.19	54	-17.81	-	-	241	295	V

* - indicates frequency in CFR 47, Part 15 and Industry Canada RSS-Restricted Band.

PK2 - KDB558074 Method: Maximum Peak

MAv1 - KDB558074 Option 1 Maximum RMS Average

UL VERIFICATION SERVICES INC. FORM NO: CCSUP4701J
47173 BENICIA STREET, FREMONT, CA 94538, USA TEL: (510) 771-1000 FAX: (510) 661-0888
This report shall not be reproduced except in full, without the written approval of UL Verification Services Inc.

9.2.3. 802.11n HT20 2TX MODE IN THE 2.4 GHz BAND

RESTRICTED BANDEDGE (LOW CHANNEL, CH 1)

LOW CHANNEL RESTRICTED, VERTICAL

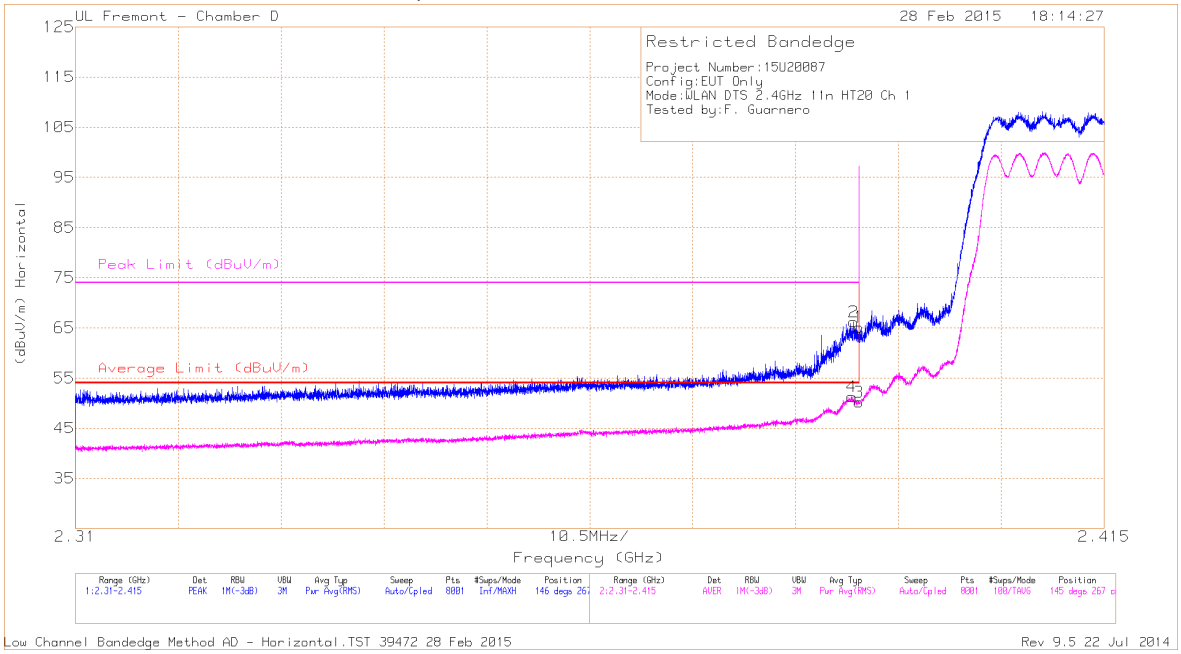

Marker	Frequency (GHz)	Meter Reading (dBuV)	Det	AF T344 (dB/m)	Amp/Cbl/ Fltr/Pad (dB)	Corrected Reading (dBuV/m)	Average Limit (dBuV/m)	Margin (dB)	Peak Limit (dBuV/m)	PK Margin (dB)	Azimuth (Degs)	Height (cm)	Polarity
1	* 2.39	53.74	PK	32.1	-20.7	65.14	-	-	74	-8.86	146	267	H
2	* 2.389	54.78	PK	32.1	-20.7	66.18	-	-	74	-7.82	146	267	H
3	* 2.39	38.78	RMS	32.1	-20.7	50.18	54	-3.82	-	-	145	267	H
4	* 2.389	39.9	RMS	32.1	-20.7	51.3	54	-2.7	-	-	145	267	H

* - indicates frequency in CFR 47, Part 15 and Industry Canada RSS-Restricted Band.

PK - Peak detector

RMS - RMS detection

This report shall not be reproduced except in full, without the written approval of UL Verification Services Inc.

LOW CHANNEL RESTRICTED, VERTICAL

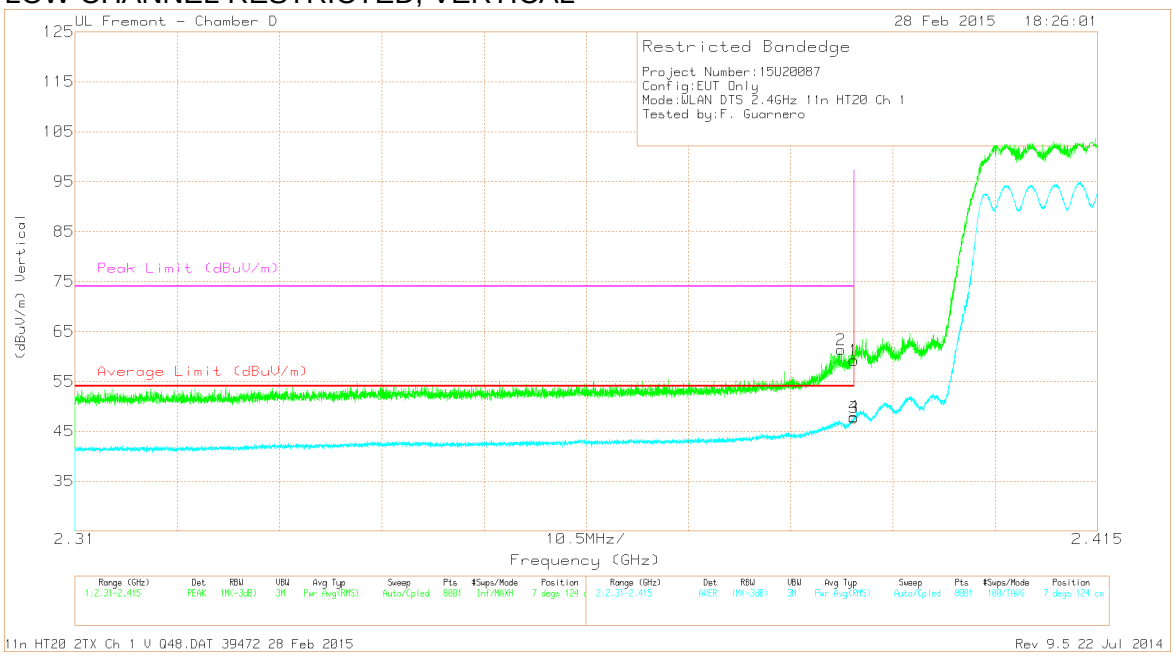

Marker	Frequency (GHz)	Meter Reading (dBuV)	Det	AF T344 (dB/m)	Amp/Cbl/ Fltr/Pad (dB)	Corrected Reading (dBuV/m)	Average Limit (dBuV/m)	Margin (dB)	Peak Limit (dBuV/m)	PK Margin (dB)	Azimuth (Degs)	Height (cm)	Polarity
1	* 2.39	47.8	PK	32.1	-20.7	59.2	-	-	74	-14.8	7	124	V
2	* 2.389	49.89	PK	32.1	-20.7	61.29	-	-	74	-12.71	7	124	V
3	* 2.39	36.31	RMS	32.1	-20.7	47.71	54	-6.29	-	-	7	124	V
4	* 2.39	36.54	RMS	32.1	-20.7	47.94	54	-6.06	-	-	7	124	V

* - indicates frequency in CFR 47, Part 15 and Industry Canada RSS-Restricted Band.

PK - Peak detector

RMS - RMS detection

UL VERIFICATION SERVICES INC. FORM NO: CCSUP4701J
47173 BENICIA STREET, FREMONT, CA 94538, USA TEL: (510) 771-1000 FAX: (510) 661-0888
This report shall not be reproduced except in full, without the written approval of UL Verification Services Inc.

RESTRICTED BANDEDGE (LOW CHANNEL, CH 2)

LOW CHANNEL RESTRICTED, HORIZONTAL

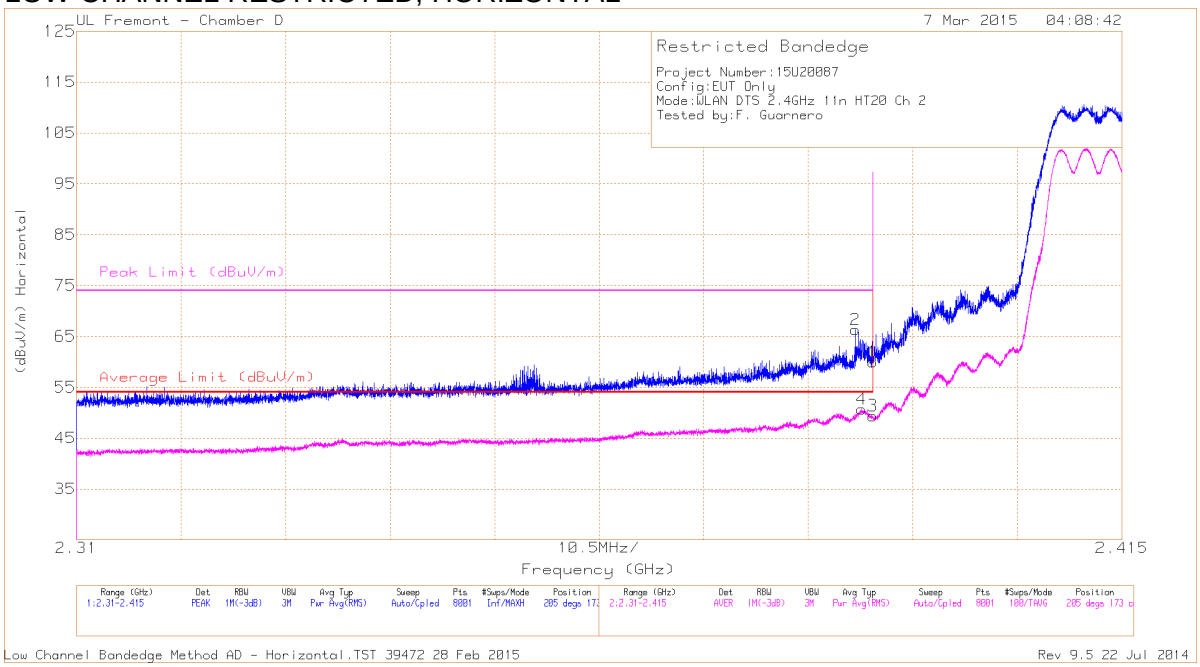

Marker	Frequency (GHz)	Meter Reading (dBuV)	Det	AF T344 (dB/m)	Amp/Cbl/Fltr/Pad (dB)	Corrected Reading (dBuV/m)	Average Limit (dBuV/m)	Margin (dB)	Peak Limit (dBuV/m)	PK Margin (dB)	Azimuth (Degs)	Height (cm)	Polarity
1	* 2.39	48.56	PK	32.1	-20.7	59.96	-	-	74	-14.04	205	173	H
2	* 2.388	55.01	PK	32.1	-20.8	66.31	-	-	74	-7.69	205	173	H
3	* 2.39	37.98	RMS	32.1	-20.7	49.38	54	-4.62	-	-	205	173	H
4	* 2.389	39.26	RMS	32.1	-20.7	50.66	54	-3.34	-	-	205	173	H

* - indicates frequency in CFR 47, Part 15 and Industry Canada RSS-Restricted Band.

PK - Peak detector

RMS - RMS detection

UL VERIFICATION SERVICES INC. FORM NO: CCSUP4701J
47173 BENICIA STREET, FREMONT, CA 94538, USA TEL: (510) 771-1000 FAX: (510) 661-0888
This report shall not be reproduced except in full, without the written approval of UL Verification Services Inc.

LOW CHANNEL RESTRICTED, VERTICAL

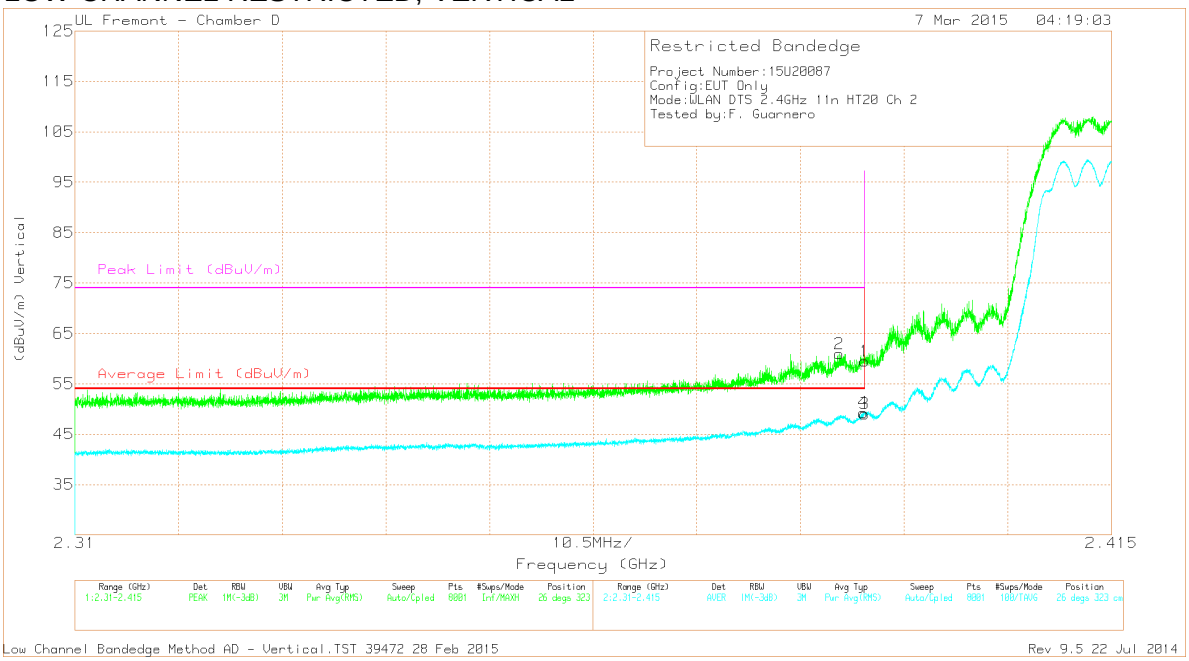

Marker	Frequency (GHz)	Meter Reading (dBuV)	Det	AF T344 (dB/m)	Amp/Cbl/ Fltr/Pad (dB)	Corrected Reading (dBuV/m)	Average Limit (dBuV/m)	Margin (dB)	Peak Limit (dBuV/m)	PK Margin (dB)	Azimuth (Degs)	Height (cm)	Polarity
1	* 2.39	48.1	PK	32.1	-20.7	59.5	-	-	74	-14.5	26	323	V
2	* 2.387	49.64	PK	32.1	-20.8	60.94	-	-	74	-13.06	26	323	V
3	* 2.39	37.65	RMS	32.1	-20.7	49.05	54	-4.95	-	-	26	323	V
4	* 2.39	37.87	RMS	32.1	-20.7	49.27	54	-4.73	-	-	26	323	V

* - indicates frequency in CFR 47, Part 15 and Industry Canada RSS-Restricted Band.

PK - Peak detector

RMS - RMS detection

UL VERIFICATION SERVICES INC. FORM NO: CCSUP4701J
47173 BENICIA STREET, FREMONT, CA 94538, USA TEL: (510) 771-1000 FAX: (510) 661-0888
This report shall not be reproduced except in full, without the written approval of UL Verification Services Inc.

RESTRICTED BANDEDGE (LOW CHANNEL, CH 3)

LOW CHANNEL RESTRICTED, HORIZONTAL

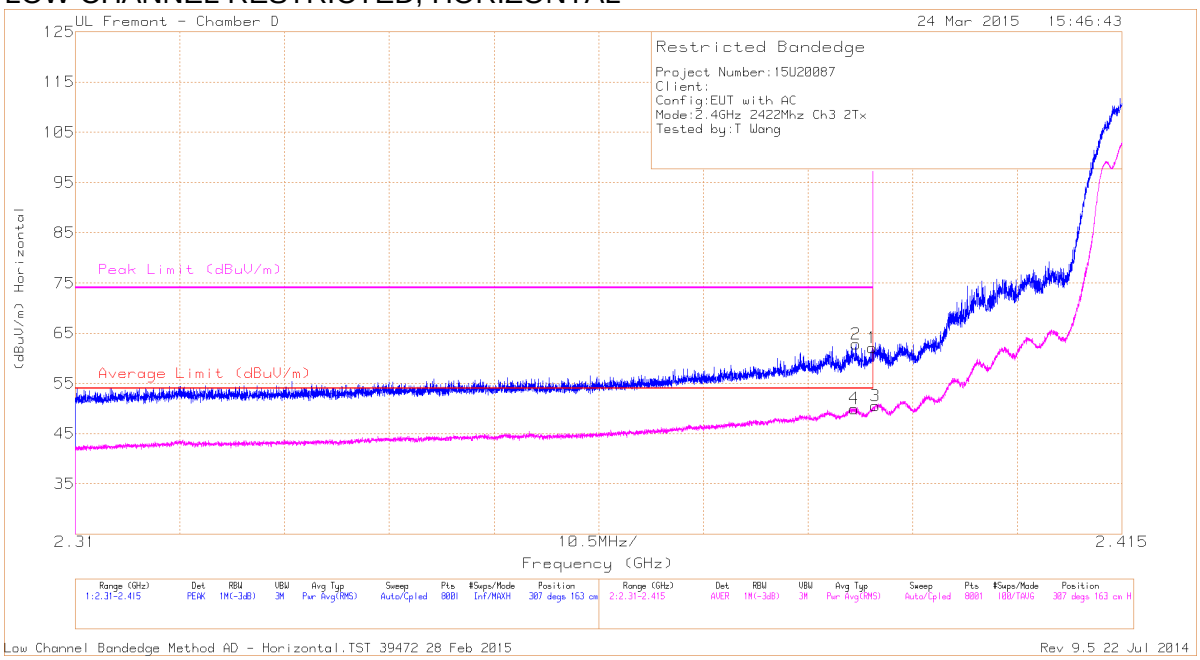

Marker	Frequency (GHz)	Meter Reading (dBuV)	Det	AF T344 (dB/m)	Amp/Cbl/ Fltr/Pad (dB)	Corrected Reading (dBuV/m)	Average Limit (dBuV/m)	Margin (dB)	Peak Limit (dBuV/m)	PK Margin (dB)	Azimuth (Degs)	Height (cm)	Polarity
2	* 2.388	51.48	PK	32.1	-20.8	62.78	-	-	74	-11.22	307	163	H
4	* 2.388	38.68	RMS	32.1	-20.8	49.98	54	-4.02	-	-	307	163	H
1	* 2.39	50.69	PK	32.1	-20.7	62.09	-	-	74	-11.91	307	163	H
3	*2.39	39.17	RMS	32.1	-20.7	50.57	54	- 3.43	-	-	307	163	H

* - indicates frequency in CFR 47, Part 15 and Industry Canada RSS-Restricted Band.
PK - Peak detector
RMS - RMS detection

This report shall not be reproduced except in full, without the written approval of UL Verification Services Inc.

LOW CHANNEL RESTRICTED, VERTICAL

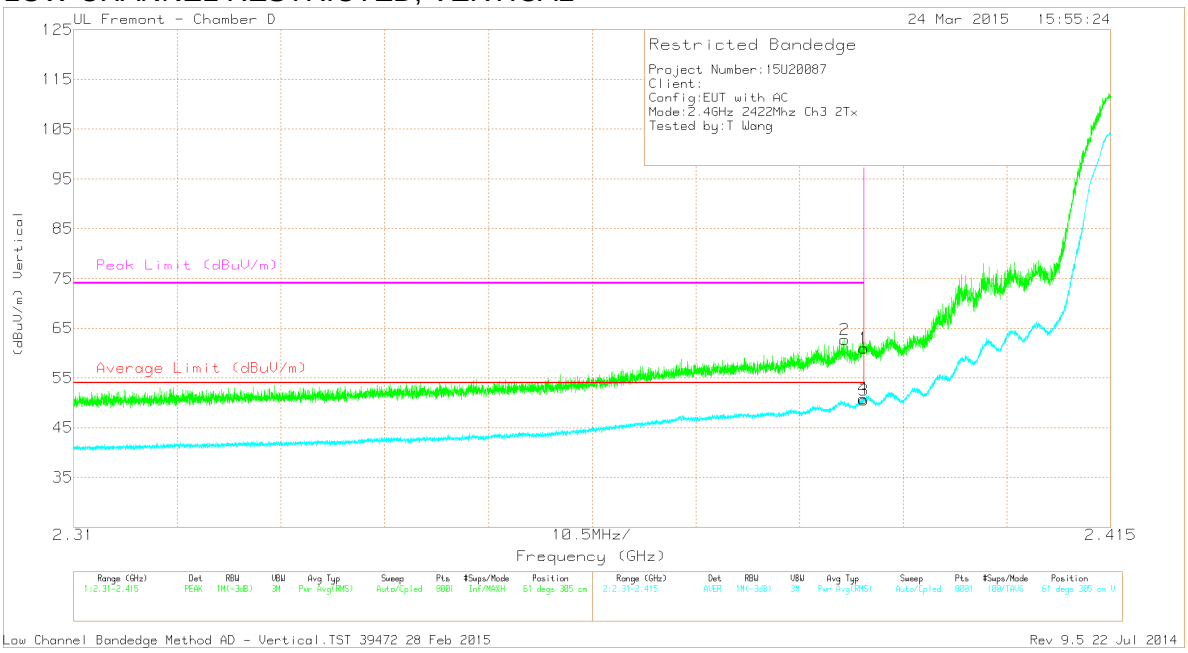

Marker	Frequency (GHz)	Meter Reading (dBuV)	Det	AF T344 (dB/m)	Amp/Cbl/ Fltr/Pad (dB)	Corrected Reading (dBuV/m)	Average Limit (dBuV/m)	Margin (dB)	Peak Limit (dBuV/m)	PK Margin (dB)	Azimuth (Degs)	Height (cm)	Polarity
2	* 2.388	51.36	PK	32.1	-20.8	62.66	-	-	74	-11.34	61	305	V
1	* 2.39	49.53	PK	32.1	-20.7	60.93	-	-	74	-13.07	61	305	V
3	* 2.39	39.11	RMS	32.1	-20.7	50.51	54	-3.49	-	-	61	305	V
4	* 2.39	39.45	RMS	32.1	-20.7	50.85	54	-3.15	-	-	61	305	V

* - indicates frequency in CFR 47, Part 15 and Industry Canada RSS-Restricted Band.
PK - Peak detector
RMS - RMS detection

UL VERIFICATION SERVICES INC. FORM NO: CCSUP4701J
47173 BENICIA STREET, FREMONT, CA 94538, USA TEL: (510) 771-1000 FAX: (510) 661-0888
This report shall not be reproduced except in full, without the written approval of UL Verification Services Inc.

AUTHORIZED BANDEDGE (HIGH CHANNEL, CH 9)

HIGH CHANNEL BANDEDGE, HORIZONTAL

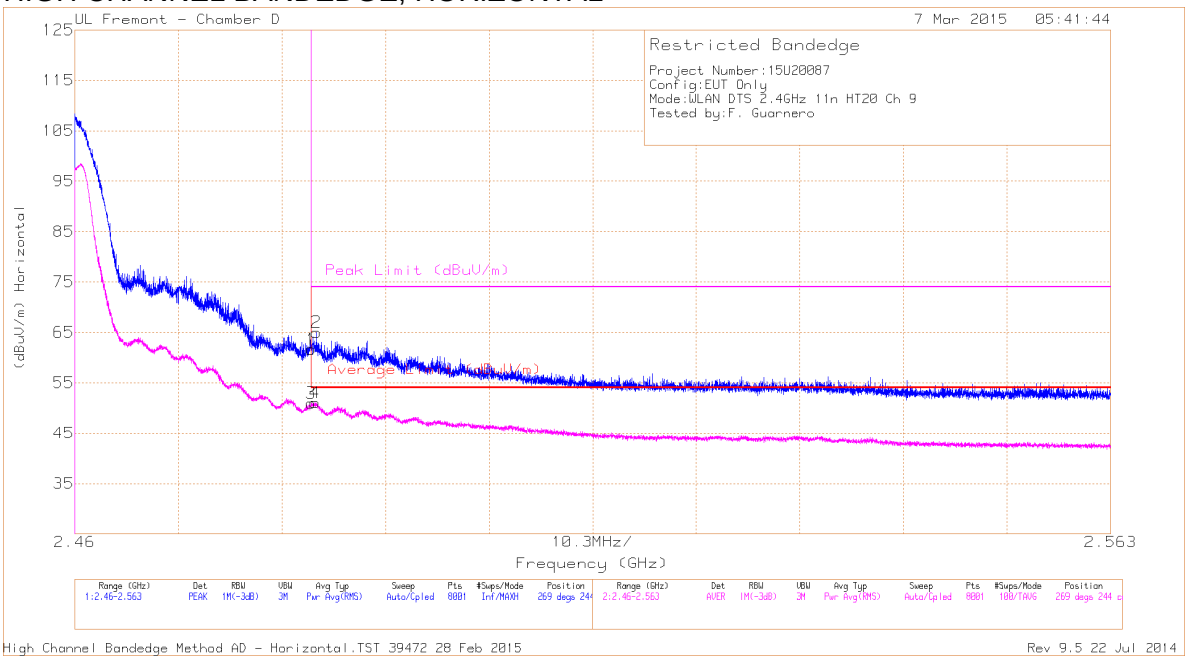

Marker	Frequency (GHz)	Meter Reading (dBuV)	Det	AF T344 (dB/m)	Amp/Cbl/ Fltr/Pad (dB)	Corrected Reading (dBuV/m)	Average Limit (dBuV/m)	Margin (dB)	Peak Limit (dBuV/m)	PK Margin (dB)	Azimuth (Degs)	Height (cm)	Polarity
1	* 2.484	50.25	PK	32.2	-20.8	61.65	-	-	74	-12.35	269	244	H
2	* 2.484	53.62	PK	32.2	-20.8	65.02	-	-	74	-8.98	269	244	H
3	* 2.484	39.58	RMS	32.2	-20.8	50.98	54	-3.02	-	-	269	244	H
4	* 2.484	39.67	RMS	32.2	-20.8	51.07	54	-2.93	-	-	269	244	H

* - indicates frequency in CFR 47, Part 15 and Industry Canada RSS-Restricted Band.

PK - Peak detector

RMS - RMS detection

This report shall not be reproduced except in full, without the written approval of UL Verification Services Inc.

HIGH CHANNEL BANDEDGE, VERTICAL

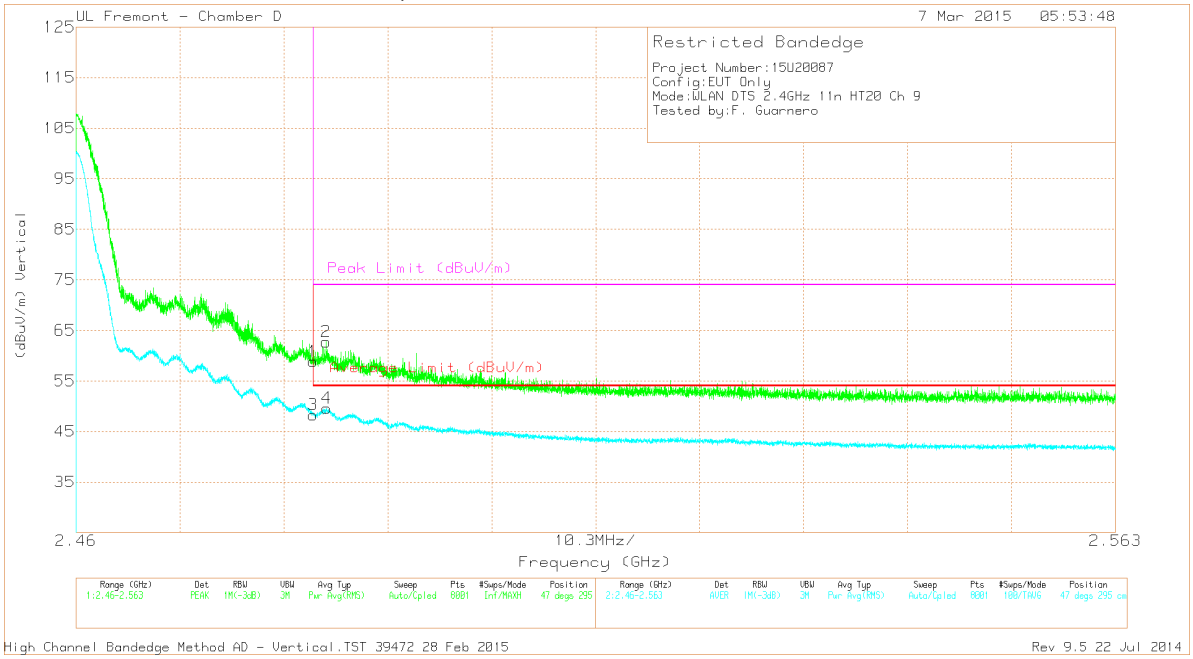

Marker	Frequency (GHz)	Meter Reading (dBuV)	Det	AF T344 (dB/m)	Amp/Cbl/ Fltr/Pad (dB)	Corrected Reading (dBuV/m)	Average Limit (dBuV/m)	Margin (dB)	Peak Limit (dBuV/m)	PK Margin (dB)	Azimuth (Degs)	Height (cm)	Polarity
1	* 2.484	47.45	PK	32.2	-20.8	58.85	-	-	74	-15.15	47	295	V
2	* 2.485	51.34	PK	32.2	-20.8	62.74	-	-	74	-11.26	47	295	V
3	* 2.484	36.91	RMS	32.2	-20.8	48.31	54	-5.69	-	-	47	295	V
4	* 2.485	38.21	RMS	32.2	-20.8	49.61	54	-4.39	-	-	47	295	V

* - indicates frequency in CFR 47, Part 15 and Industry Canada RSS-Restricted Band.

PK - Peak detector

RMS - RMS detection

UL VERIFICATION SERVICES INC. FORM NO: CCSUP4701J
47173 BENICIA STREET, FREMONT, CA 94538, USA TEL: (510) 771-1000 FAX: (510) 661-0888
This report shall not be reproduced except in full, without the written approval of UL Verification Services Inc.

AUTHORIZED BANDEDGE (HIGH CHANNEL, CH 10)

HIGH CHANNEL BANDEDGE, HORIZONTAL

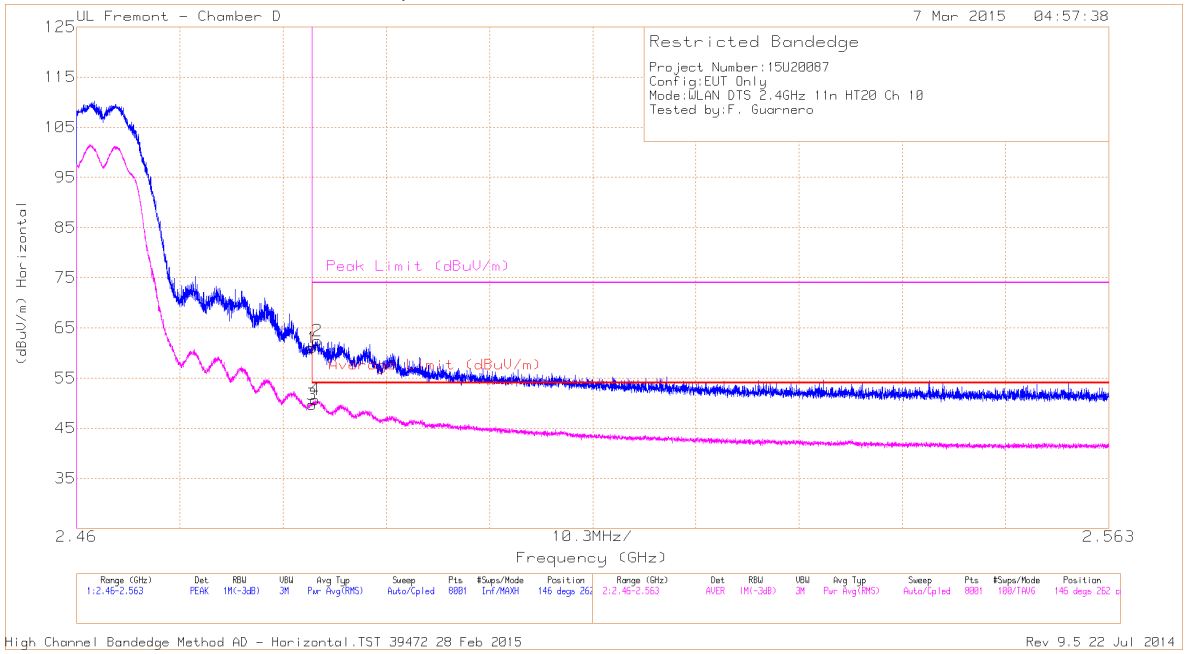

Marker	Frequency (GHz)	Meter Reading (dBuV)	Det	AF T344 (dB/m)	Amp/Cbl/ Fltr/Pad (dB)	Corrected Reading (dBuV/m)	Average Limit (dBuV/m)	Margin (dB)	Peak Limit (dBuV/m)	PK Margin (dB)	Azimuth (Degs)	Height (cm)	Polarity
1	* 2.484	49.67	PK	32.2	-20.8	61.07	-	-	74	-12.93	146	262	H
2	* 2.484	51.06	PK	32.2	-20.8	62.46	-	-	74	-11.54	146	262	H
3	* 2.484	38.34	RMS	32.2	-20.8	49.74	54	-4.26	-	-	146	262	H
4	* 2.484	39.33	RMS	32.2	-20.8	50.73	54	-3.27	-	-	146	262	H

* - indicates frequency in CFR 47, Part 15 and Industry Canada RSS-Restricted Band.

PK - Peak detector

RMS - RMS detection

This report shall not be reproduced except in full, without the written approval of UL Verification Services Inc.

HIGH CHANNEL BANDEDGE, VERTICAL

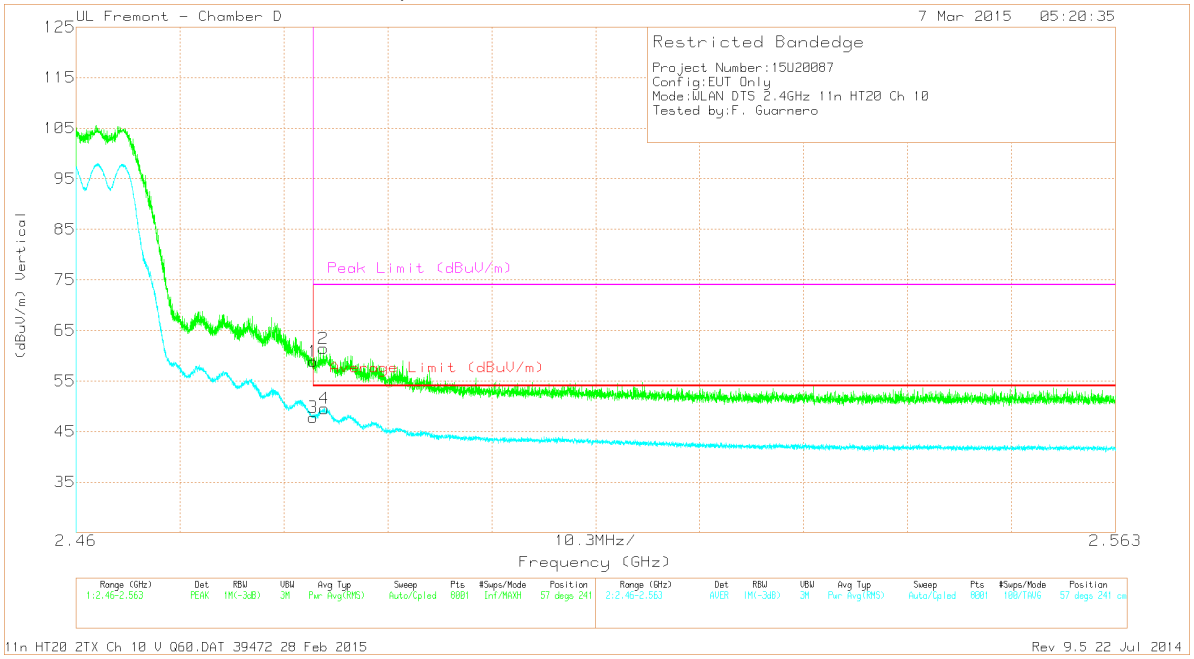

Marker	Frequency (GHz)	Meter Reading (dBuV)	Det	AF T344 (dB/m)	Amp/Cbl/ Fltr/Pad (dB)	Corrected Reading (dBuV/m)	Average Limit (dBuV/m)	Margin (dB)	Peak Limit (dBuV/m)	PK Margin (dB)	Azimuth (Degs)	Height (cm)	Polarity
1	* 2.484	47.45	PK	32.2	-20.8	58.85	-	-	74	-15.15	57	241	V
2	* 2.485	50.03	PK	32.2	-20.8	61.43	-	-	74	-12.57	57	241	V
3	* 2.484	36.38	RMS	32.2	-20.8	47.78	54	-6.22	-	-	57	241	V
4	* 2.485	38.15	RMS	32.2	-20.8	49.55	54	-4.45	-	-	57	241	V

* - indicates frequency in CFR 47, Part 15 and Industry Canada RSS-Restricted Band.

PK - Peak detector

RMS - RMS detection

UL VERIFICATION SERVICES INC. FORM NO: CCSUP4701J
47173 BENICIA STREET, FREMONT, CA 94538, USA TEL: (510) 771-1000 FAX: (510) 661-0888
This report shall not be reproduced except in full, without the written approval of UL Verification Services Inc.

AUTHORIZED BANDEDGE (HIGH CHANNEL, CH 11)

HIGH CHANNEL BANDEDGE, HORIZONTAL

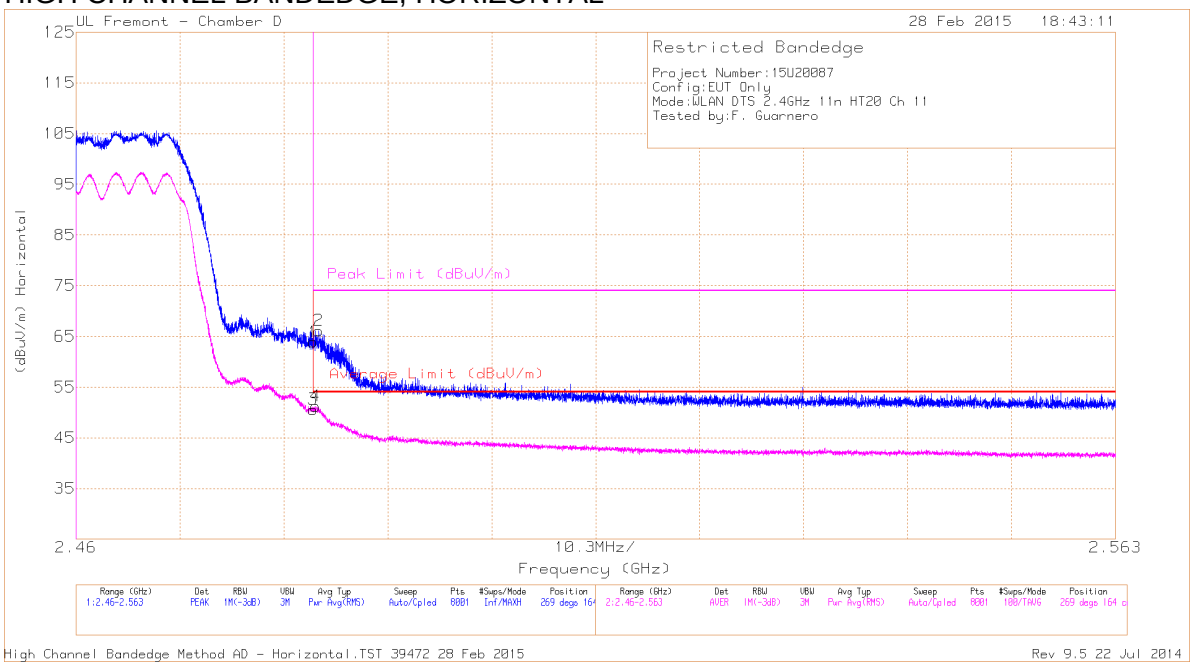

Marker	Frequency (GHz)	Meter Reading (dBuV)	Det	AF T344 (dB/m)	Amp/Cbl/ Fltr/Pad (dB)	Corrected Reading (dBuV/m)	Average Limit (dBuV/m)	Margin (dB)	Peak Limit (dBuV/m)	PK Margin (dB)	Azimuth (Degs)	Height (cm)	Polarity
1	* 2.484	52.48	PK	32.2	-20.8	63.88	-	-	74	-10.12	269	164	H
2	* 2.484	54.75	PK	32.2	-20.8	66.15	-	-	74	-7.85	269	164	H
3	* 2.484	39.22	RMS	32.2	-20.8	50.62	54	-3.38	-	-	269	164	H
4	* 2.484	39.85	RMS	32.2	-20.8	51.25	54	-2.75	-	-	269	164	H

* - indicates frequency in CFR 47, Part 15 and Industry Canada RSS-Restricted Band.

PK - Peak detector

RMS - RMS detection

This report shall not be reproduced except in full, without the written approval of UL Verification Services Inc.

HIGH CHANNEL BANDEDGE, VERTICAL

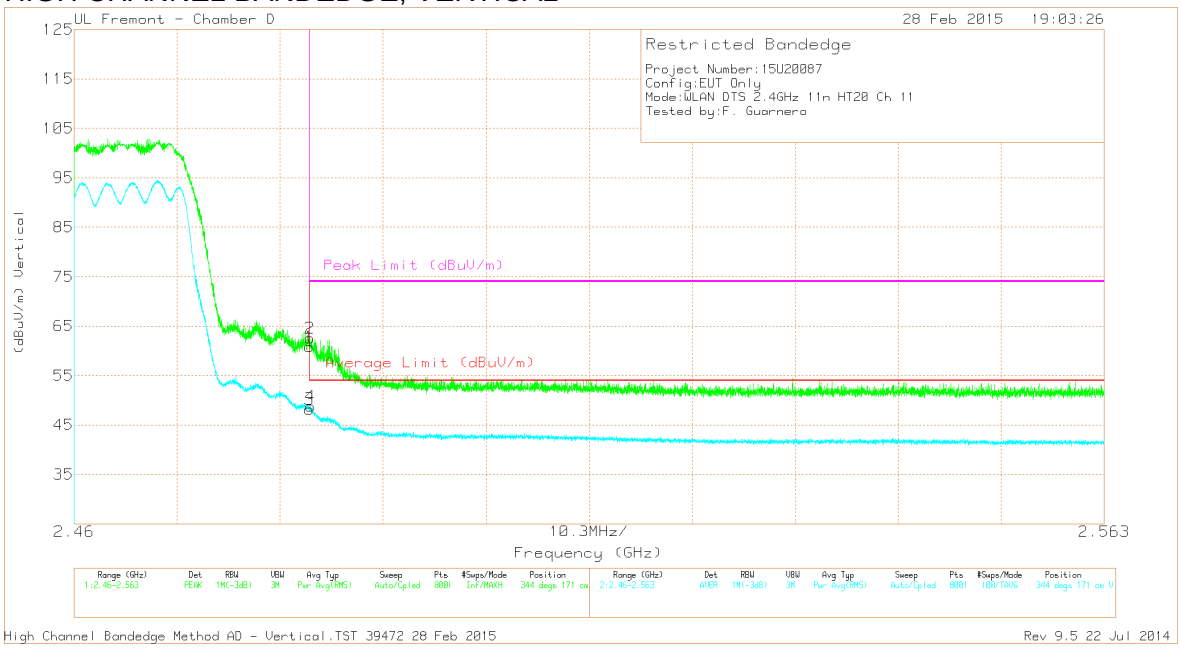

Marker	Frequency (GHz)	Meter Reading (dBuV)	Det	AF T344 (dB/m)	Amp/Cbl/ Fltr/Pad (dB)	Corrected Reading (dBuV/m)	Average Limit (dBuV/m)	Margin (dB)	Peak Limit (dBuV/m)	PK Margin (dB)	Azimuth (Degs)	Height (cm)	Polarity
1	* 2.484	49.48	PK	32.2	-20.8	60.88	-	-	74	-13.12	344	171	V
2	* 2.484	51.18	PK	32.2	-20.8	62.58	-	-	74	-11.42	344	171	V
3	* 2.484	36.84	RMS	32.2	-20.8	48.24	54	-5.76	-	-	344	171	V
4	* 2.484	37.4	RMS	32.2	-20.8	48.8	54	-5.2	-	-	344	171	V

* - indicates frequency in CFR 47, Part 15 and Industry Canada RSS-Restricted Band.

PK - Peak detector

RMS - RMS detection

This report shall not be reproduced except in full, without the written approval of UL Verification Services Inc.

AUTHORIZED BANDEDGE (HIGH CHANNEL, CH 12)

HIGH CHANNEL BANDEDGE, HORIZONTAL

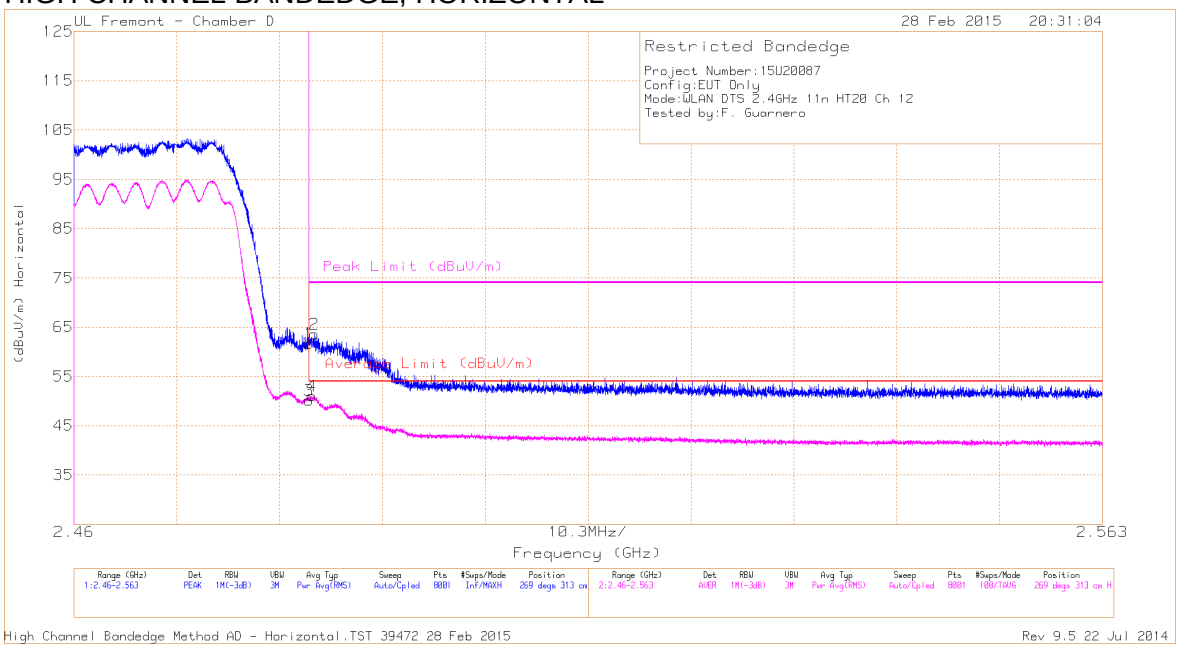

Marker	Frequency (GHz)	Meter Reading (dBuV)	Det	AF T344 (dB/m)	Amp/Cbl/ Fltr/Pad (dB)	Corrected Reading (dBuV/m)	Average Limit (dBuV/m)	Margin (dB)	Peak Limit (dBuV/m)	PK Margin (dB)	Azimuth (Degs)	Height (cm)	Polarity
1	* 2.484	50.37	PK	32.2	-20.8	61.77	-	-	74	-12.23	269	313	H
2	* 2.484	52.13	PK	32.2	-20.8	63.53	-	-	74	-10.47	269	313	H
3	* 2.484	38.8	RMS	32.2	-20.8	50.2	54	-3.8	-	-	269	313	H
4	* 2.484	39.66	RMS	32.2	-20.8	51.06	54	-2.94	-	-	269	313	H

* - indicates frequency in CFR 47, Part 15 and Industry Canada RSS-Restricted Band.

PK - Peak detector

RMS - RMS detection

This report shall not be reproduced except in full, without the written approval of UL Verification Services Inc.

HIGH CHANNEL BANDEDGE, VERTICAL

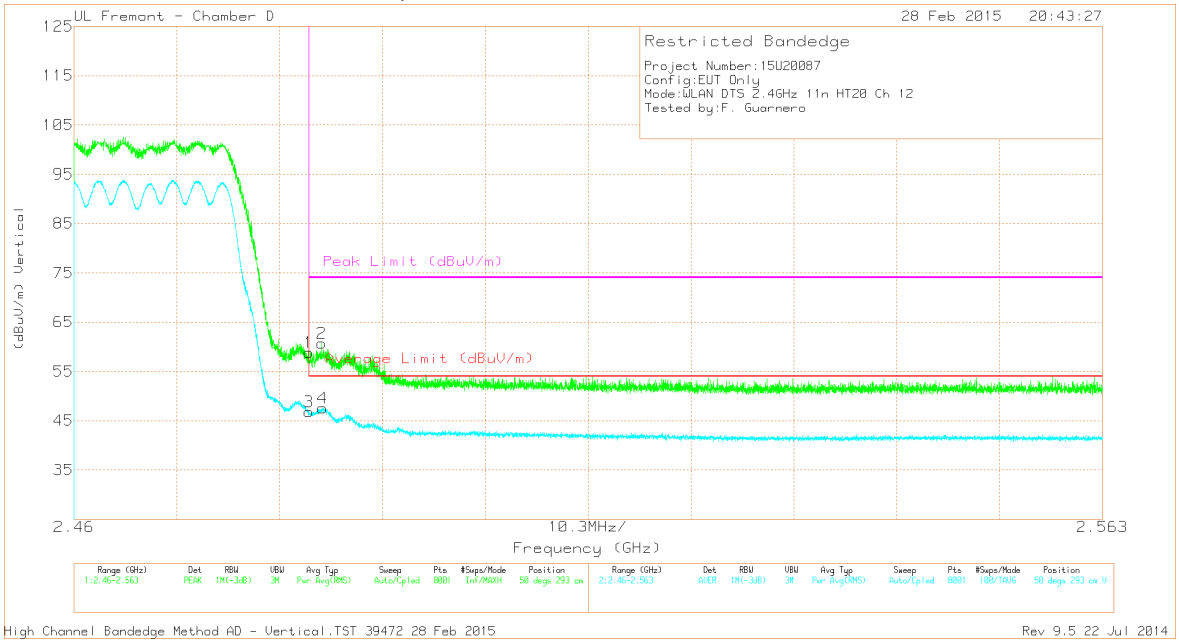

Marker	Frequency (GHz)	Meter Reading (dBuV)	Det	AF T344 (dB/m)	Amp/Cbl/ Fltr/Pad (dB)	Corrected Reading (dBuV/m)	Average Limit (dBuV/m)	Margin (dB)	Peak Limit (dBuV/m)	PK Margin (dB)	Azimuth (Degs)	Height (cm)	Polarity
1	* 2.484	47.41	PK	32.2	-20.8	58.81	-	-	74	-15.19	50	293	V
2	* 2.485	49.29	PK	32.2	-20.8	60.69	-	-	74	-13.31	50	293	V
3	* 2.484	35.45	RMS	32.2	-20.8	46.85	54	-7.15	-	-	50	293	V
4	* 2.485	36.2	RMS	32.2	-20.8	47.6	54	-6.4	-	-	50	293	V

* - indicates frequency in CFR 47, Part 15 and Industry Canada RSS-Restricted Band.

PK - Peak detector

RMS - RMS detection

This report shall not be reproduced except in full, without the written approval of UL Verification Services Inc.

AUTHORIZED BANDEDGE (HIGH CHANNEL, CH 13)

HIGH CHANNEL BANDEDGE, HORIZONTAL

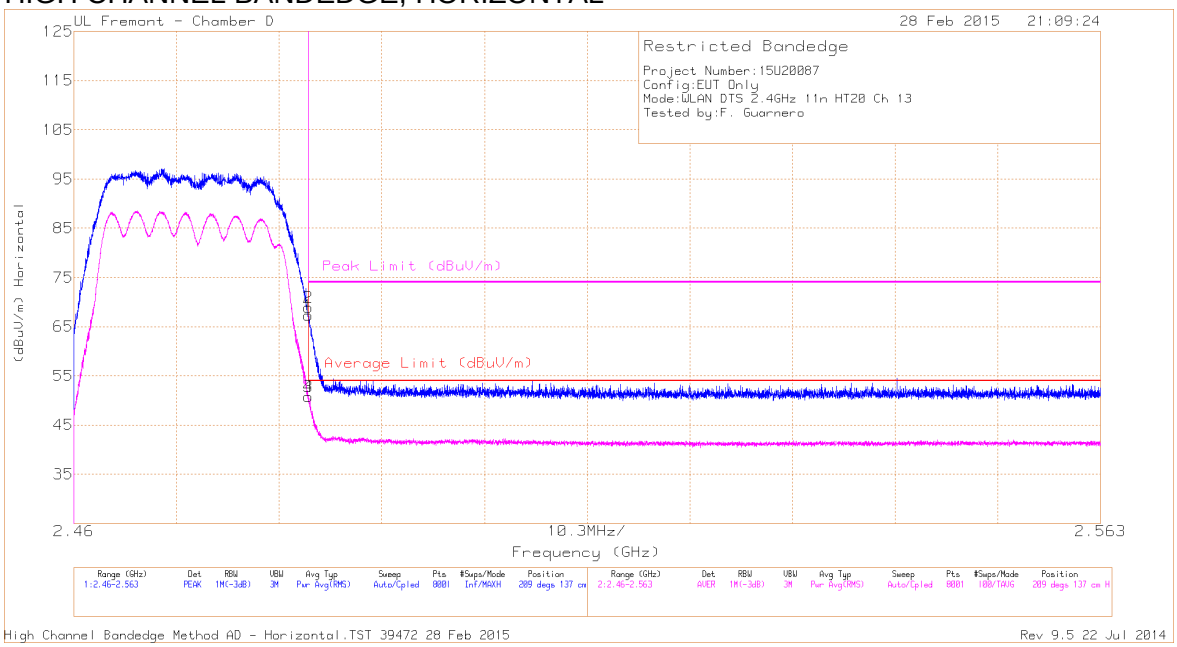

Marker	Frequency (GHz)	Meter Reading (dBuV)	Det	AF T344 (dB/m)	Amp/Cbl/ Fltr/Pad (dB)	Corrected Reading (dBuV/m)	Average Limit (dBuV/m)	Margin (dB)	Peak Limit (dBuV/m)	PK Margin (dB)	Azimuth (Degs)	Height (cm)	Polarity
1	* 2.484	55.94	PK	32.2	-20.8	67.34	-	-	74	-6.66	209	137	H
2	* 2.484	57.51	PK	32.2	-20.8	68.91	-	-	74	-5.09	209	137	H
3	* 2.484	39.38	RMS	32.2	-20.8	50.78	54	-3.22	-	-	209	137	H
4	* 2.484	39.39	RMS	32.2	-20.8	50.79	54	-3.21	-	-	209	137	H

* - indicates frequency in CFR 47, Part 15 and Industry Canada RSS-Restricted Band.

PK - Peak detector

RMS - RMS detection

This report shall not be reproduced except in full, without the written approval of UL Verification Services Inc.

HIGH CHANNEL BANDEDGE, VERTICAL

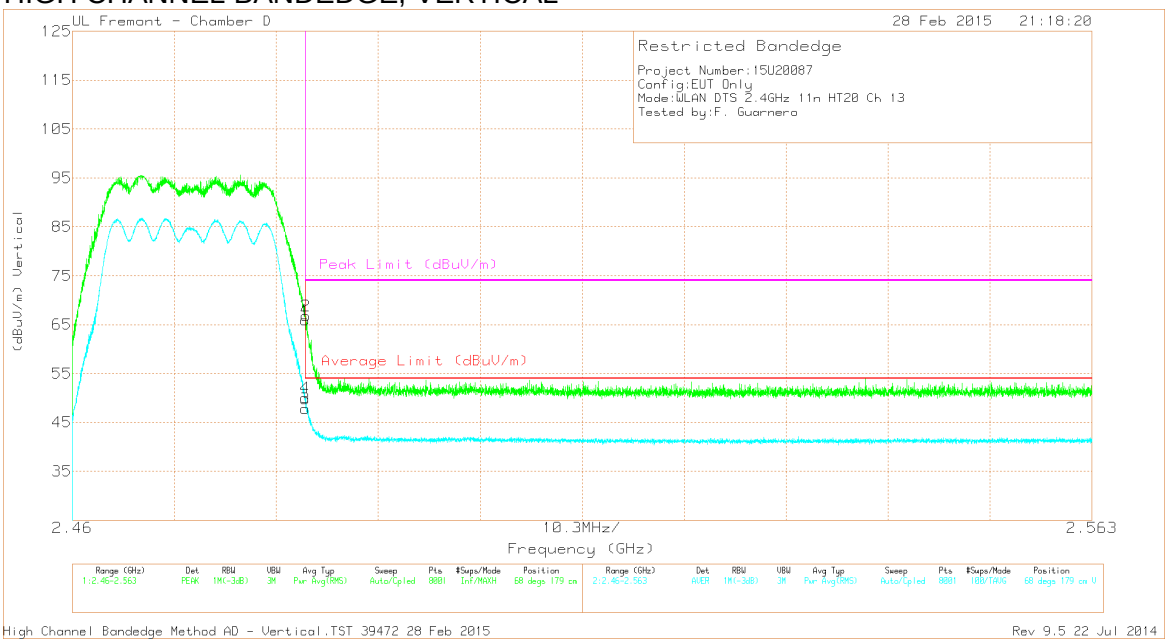

Marker	Frequency (GHz)	Meter Reading (dBuV)	Det	AF T344 (dB/m)	Amp/Cbl/ Fltr/Pad (dB)	Corrected Reading (dBuV/m)	Average Limit (dBuV/m)	Margin (dB)	Peak Limit (dBuV/m)	PK Margin (dB)	Azimuth (Degs)	Height (cm)	Polarity
1	* 2.484	54.52	PK	32.2	-20.8	65.92	-	-	74	-8.08	68	179	V
2	* 2.484	55.44	PK	32.2	-20.8	66.84	-	-	74	-7.16	68	179	V
3	* 2.484	36.46	RMS	32.2	-20.8	47.86	54	-6.14	-	-	68	179	V
4	* 2.484	38.65	RMS	32.2	-20.8	50.05	54	-3.95	-	-	68	179	V

* - indicates frequency in CFR 47, Part 15 and Industry Canada RSS-Restricted Band.

PK - Peak detector

RMS - RMS detection

UL VERIFICATION SERVICES INC. FORM NO: CCSUP4701J
47173 BENICIA STREET, FREMONT, CA 94538, USA TEL: (510) 771-1000 FAX: (510) 661-0888
This report shall not be reproduced except in full, without the written approval of UL Verification Services Inc.

HARMONICS AND SPURIOUS EMISSIONS LOW CHANNEL, CH 1

LOW CHANNEL HORIZONTAL

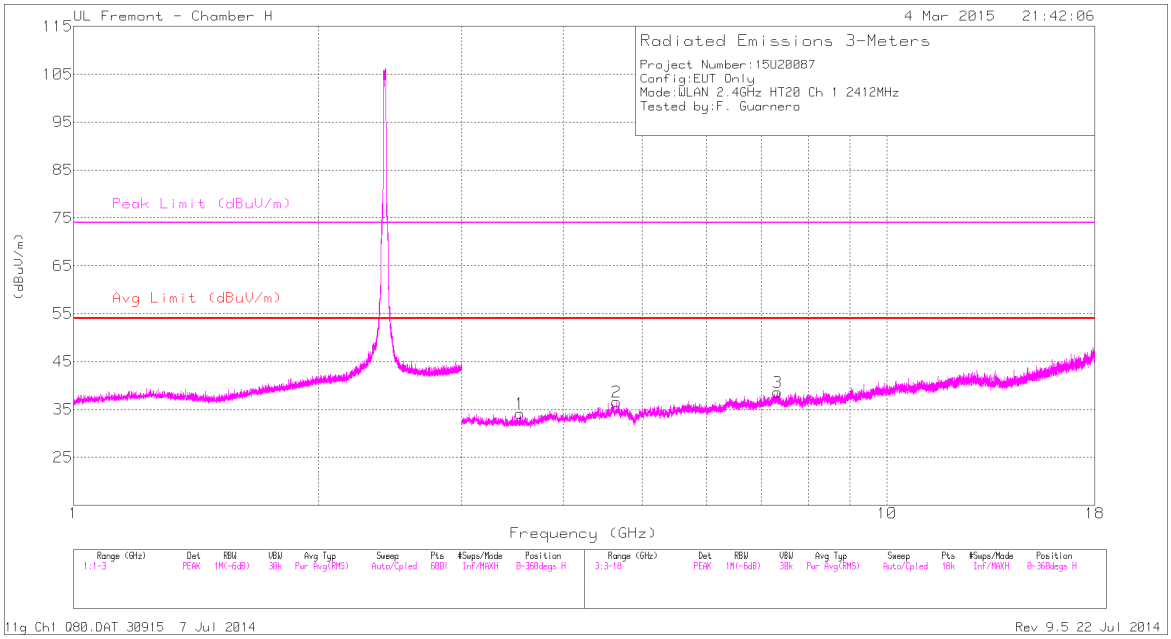

LOW CHANNEL VERTICAL

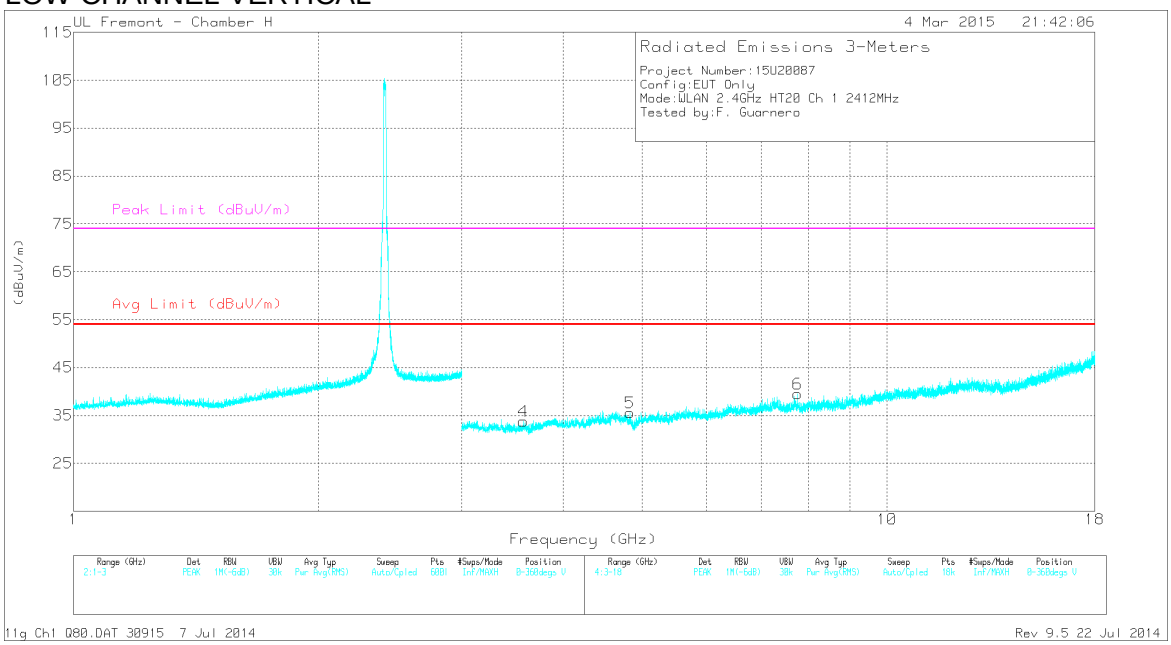

This report shall not be reproduced except in full, without the written approval of UL Verification Services Inc.

DATA

Marker	Frequency (GHz)	Meter Reading (dBuV)	Det	AF T863 (dB/m)	Amp/Cbl/ Fltr/Pad (dB)	Corrected Reading (dBuV/m)	Avg Limit (dBuV/m)	Margin (dB)	Peak Limit (dBuV/m)	PK Margin (dB)	Azimuth (Degs)	Height (cm)	Polarity
1	* 3.539	41.85	PK2	32.9	-32.7	42.05	-	-	74	-31.95	160	190	H
	* 3.541	30.08	MAv1	32.9	-32.7	30.28	54	-23.72	-	-	160	190	H
2	* 4.654	41.82	PK2	34.2	-31.8	44.22	-	-	74	-29.78	188	226	H
	* 4.655	30.37	MAv1	34.2	-31.8	32.77	54	-21.23	-	-	188	226	H
3	* 7.331	38.65	PK2	36.2	-29.1	45.75	-	-	74	-28.25	205	113	H
	* 7.329	27.64	MAv1	36.2	-29	34.84	54	-19.16	-	-	205	113	H
4	* 3.574	40.97	PK2	32.9	-32.6	41.27	-	-	74	-32.73	341	111	V
	* 3.573	29.77	MAv1	32.9	-32.6	30.07	54	-23.93	-	-	341	111	V
5	* 4.827	40.69	PK2	34.3	-32.3	42.69	-	-	74	-31.31	327	183	V
	* 4.826	29.81	MAv1	34.3	-32.3	31.81	54	-22.19	-	-	327	183	V
6	7.768	38.54	PK2	36.1	-28.6	46.04	-	-	-	-	29	201	V

* - indicates frequency in CFR 47, Part 15 and Industry Canada RSS-Restricted Band.

PK2 - KDB558074 Method: Maximum Peak

MAv1 - KDB558074 Option 1 Maximum RMS Average

This report shall not be reproduced except in full, without the written approval of UL Verification Services Inc.

HARMONICS AND SPURIOUS EMISSIONS MID CHANNEL, CH 6

MID CHANNEL HORIZONTAL

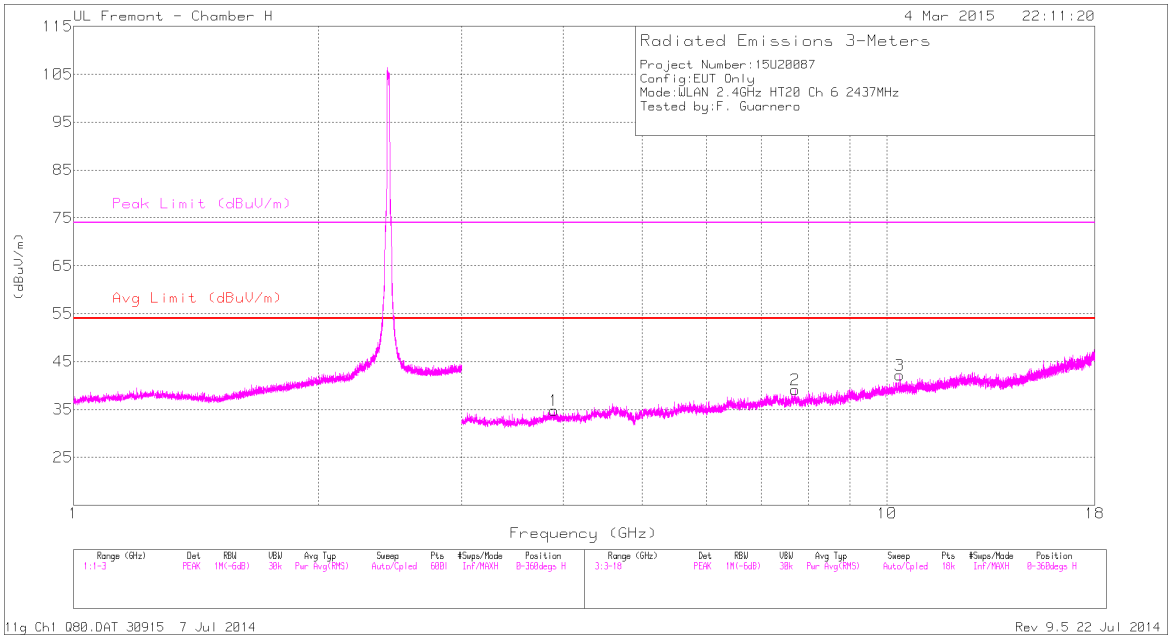

MID CHANNEL VERTICAL

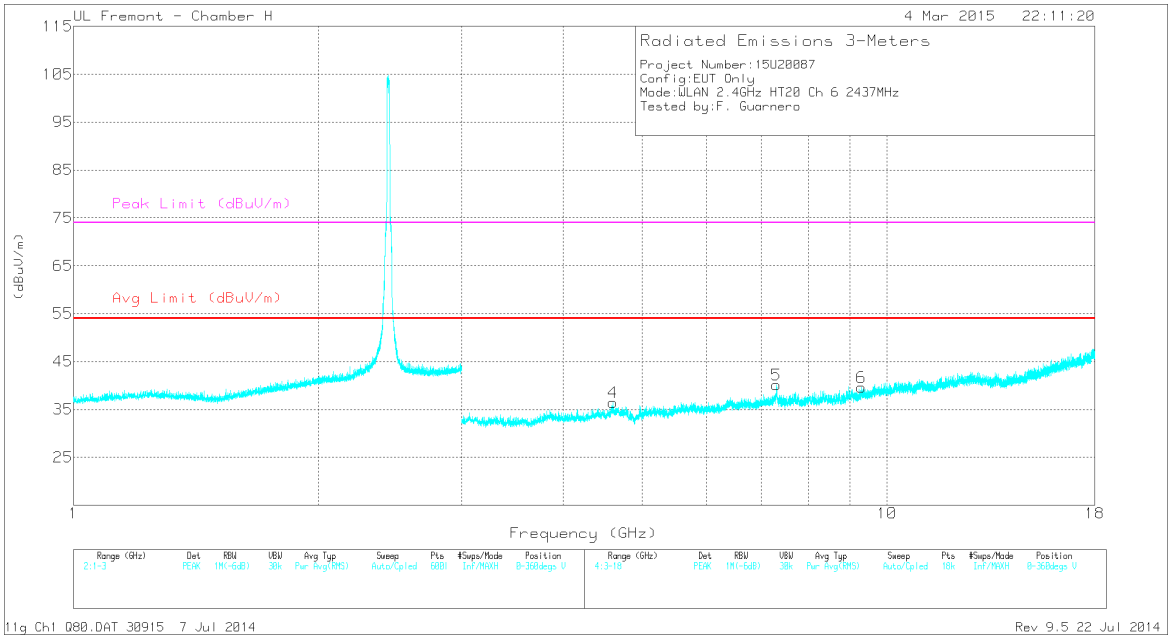

This report shall not be reproduced except in full, without the written approval of UL Verification Services Inc.

DATA

Marker	Frequency (GHz)	Meter Reading (dBuV)	Det	AF T863 (dB/m)	Amp/Cbl/ Fltr/Pad (dB)	Corrected Reading (dBuV/m)	Avg Limit (dBuV/m)	Margin (dB)	Peak Limit (dBuV/m)	PK Margin (dB)	Azimuth (Degs)	Height (cm)	Polarity
1	* 3.898	41.01	PK2	33.4	-32.6	41.81	-	-	74	-32.19	170	225	H
	* 3.899	30.09	MAv1	33.4	-32.6	30.89	54	-23.11	-	-	170	225	H
2	* 7.706	38.56	PK2	36.1	-28.5	46.16	-	-	74	-27.84	4	142	H
	* 7.706	27.03	MAv1	36.1	-28.5	34.63	54	-19.37	-	-	4	142	H
3	10.368	35.84	PK2	37.5	-25.6	47.74	-	-	-	-	333	238	H
4	* 4.606	42.22	PK2	34.1	-32.5	43.82	-	-	74	-30.18	32	156	V
	* 4.605	30.41	MAv1	34.1	-32.4	32.11	54	-21.89	-	-	32	156	V
5	* 7.313	41.45	PK2	36.2	-29.1	48.55	-	-	74	-25.45	30	212	V
	* 7.312	29.84	MAv1	36.2	-29.1	36.94	54	-17.06	-	-	30	212	V
6	* 9.306	36.49	PK2	36.6	-26.4	46.69	-	-	74	-27.31	81	194	V
	* 9.304	25.25	MAv1	36.6	-26.3	35.55	54	-18.45	-	-	81	194	V

* - indicates frequency in CFR 47, Part 15 and Industry Canada RSS-Restricted Band.

PK2 - KDB558074 Method: Maximum Peak

MAv1 - KDB558074 Option 1 Maximum RMS Average

This report shall not be reproduced except in full, without the written approval of UL Verification Services Inc.

HARMONICS AND SPURIOUS EMISSIONS HIGH CHANNEL, CH 11

HIGH CHANNEL HORIZONTAL

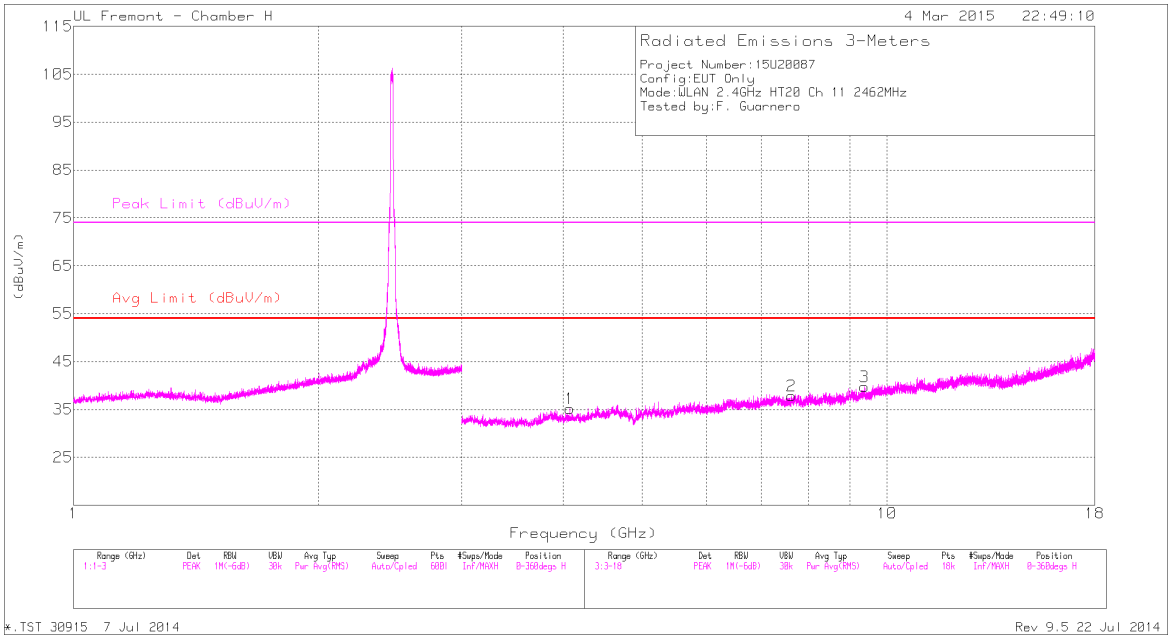

HIGH CHANNEL VERTICAL

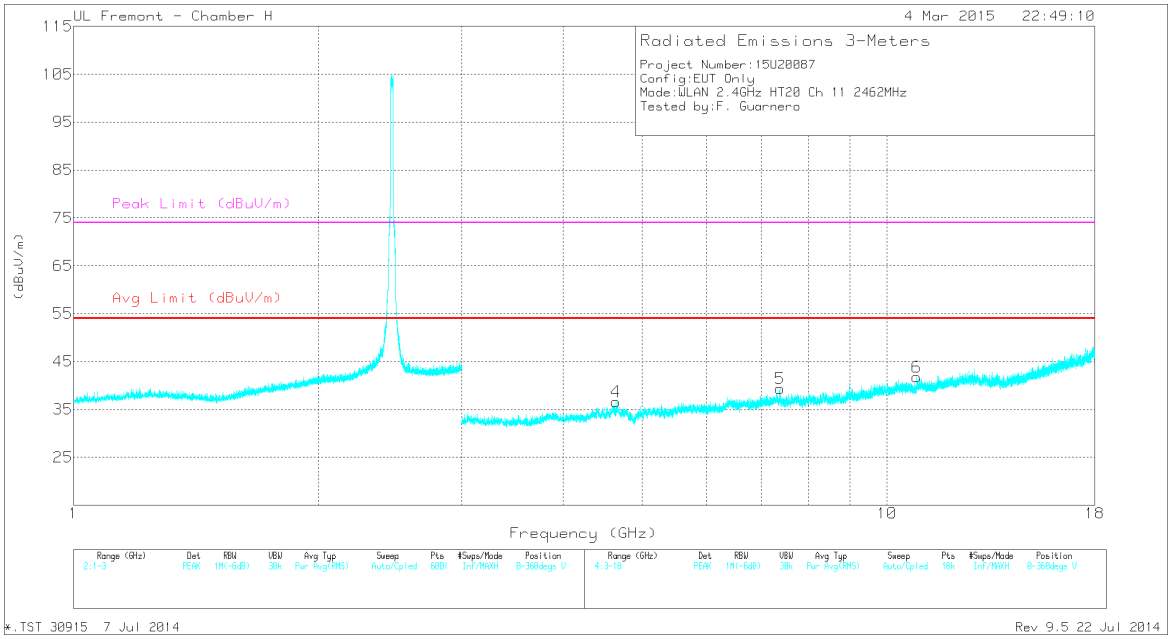

This report shall not be reproduced except in full, without the written approval of UL Verification Services Inc.

DATA

Marker	Frequency (GHz)	Meter Reading (dBuV)	Det	AF T863 (dB/m)	Amp/Cbl/ Fltr/Pad (dB)	Corrected Reading (dBuV/m)	Avg Limit (dBuV/m)	Margin (dB)	Peak Limit (dBuV/m)	PK Margin (dB)	Azimuth (Degs)	Height (cm)	Polarity
1	* 4.074	40.77	PK2	33.5	-31.7	42.57	-	-	74	-31.43	118	191	H
	* 4.077	28.8	MAv1	33.5	-31.8	30.5	54	-23.5	-	-	118	191	H
2	* 7.624	38.89	PK2	36.1	-29.3	45.69	-	-	74	-28.31	125	118	H
	* 7.627	27.73	MAv1	36.1	-29.2	34.63	54	-19.37	-	-	125	118	H
3	* 9.373	36.43	PK2	36.7	-26.4	46.73	-	-	74	-27.27	113	187	H
	* 9.371	25.77	MAv1	36.7	-26.4	36.07	54	-17.93	-	-	113	187	H
4	* 4.641	40.69	PK2	34.2	-31.8	43.09	-	-	74	-30.91	92	348	V
	* 4.643	29.52	MAv1	34.2	-31.7	32.02	54	-21.98	-	-	92	348	V
5	* 7.386	38.26	PK2	36.1	-29	45.36	-	-	74	-28.64	121	327	V
	* 7.388	27.64	MAv1	36.1	-29	34.74	54	-19.26	-	-	121	327	V
6	* 10.878	35.99	PK2	37.7	-25.2	48.49	-	-	74	-25.51	107	353	V
	* 10.878	25.02	MAv1	37.7	-25.2	37.52	54	-16.48	-	-	107	353	V

* - indicates frequency in CFR 47, Part 15 and Industry Canada RSS-Restricted Band.

PK2 - KDB558074 Method: Maximum Peak

MAv1 - KDB558074 Option 1 Maximum RMS Average

This report shall not be reproduced except in full, without the written approval of UL Verification Services Inc.

HARMONICS AND SPURIOUS EMISSIONS HIGH CHANNEL, CH 12

HIGH CHANNEL HORIZONTAL

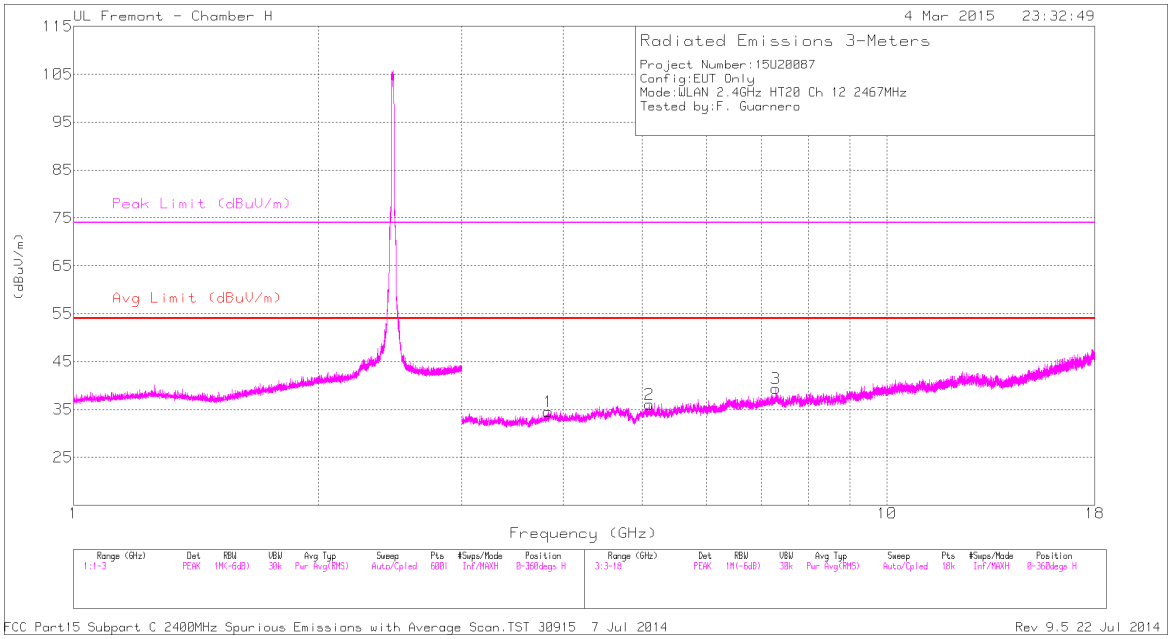

HIGH CHANNEL VERTICAL

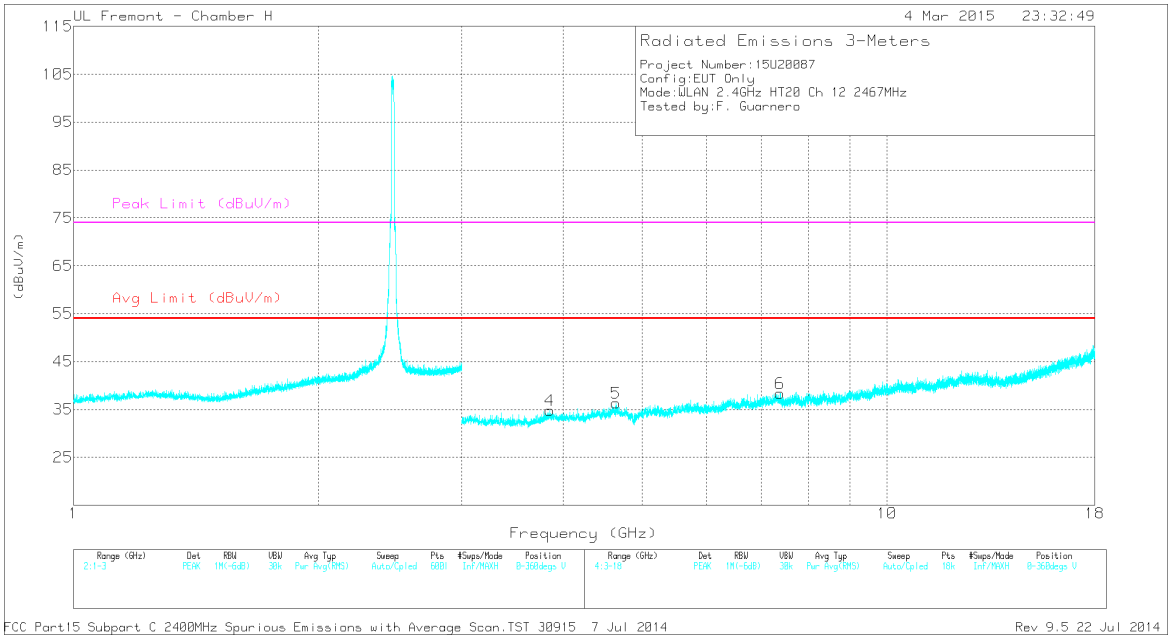

This report shall not be reproduced except in full, without the written approval of UL Verification Services Inc.

DATA

Marker	Frequency (GHz)	Meter Reading (dBuV)	Det	AF T863 (dB/m)	Amp/Cbl/ Fltr/Pad (dB)	Corrected Reading (dBuV/m)	Avg Limit (dBuV/m)	Margin (dB)	Peak Limit (dBuV/m)	PK Margin (dB)	Azimuth (Degs)	Height (cm)	Polarity
1	* 3.834	41.7	PK2	33.3	-32.1	42.9	-	-	74	-31.1	132	162	H
	* 3.834	29.94	MAv1	33.3	-32.1	31.14	54	-22.86	-	-	132	162	H
2	* 5.104	41.12	PK2	34.5	-32.3	43.32	-	-	74	-30.68	100	197	H
	* 5.101	29.7	MAv1	34.5	-32.2	32	54	-22	-	-	100	197	H
3	* 7.297	39.03	PK2	36.2	-29.2	46.03	-	-	74	-27.97	178	389	H
	* 7.296	27.35	MAv1	36.2	-29.2	34.35	54	-19.65	-	-	178	389	H
4	* 3.848	41.51	PK2	33.3	-32.4	42.41	-	-	74	-31.59	234	188	V
	* 3.848	30.13	MAv1	33.3	-32.4	31.03	54	-22.97	-	-	234	188	V
5	* 4.644	42.6	PK2	34.2	-31.7	45.1	-	-	74	-28.9	175	386	V
	* 4.644	29.55	MAv1	34.2	-31.7	32.05	54	-21.95	-	-	175	386	V
6	* 7.388	39.33	PK2	36.1	-29	46.43	-	-	74	-27.57	40	238	V
	* 7.389	27.64	MAv1	36.1	-29	34.74	54	-19.26	-	-	40	238	V

* - indicates frequency in CFR 47, Part 15 and Industry Canada RSS-Restricted Band.

PK2 - KDB558074 Method: Maximum Peak

MAv1 - KDB558074 Option 1 Maximum RMS Average

This report shall not be reproduced except in full, without the written approval of UL Verification Services Inc.

HARMONICS AND SPURIOUS EMISSIONS HIGH CHANNEL, CH 13

HIGH CHANNEL HORIZONTAL

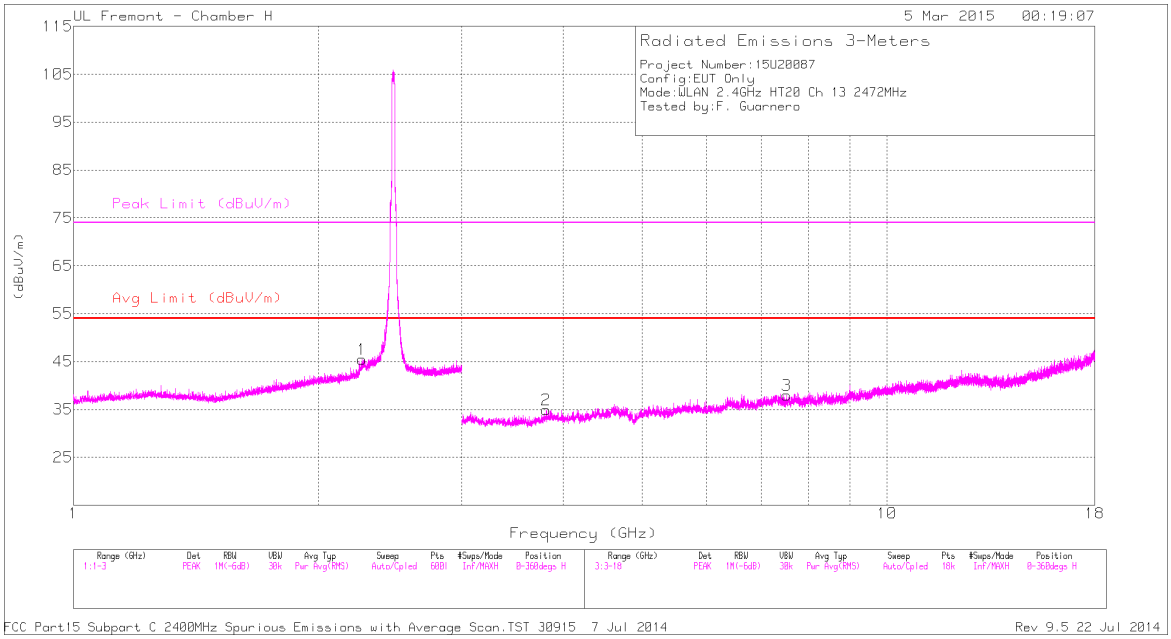

HIGH CHANNEL VERTICAL

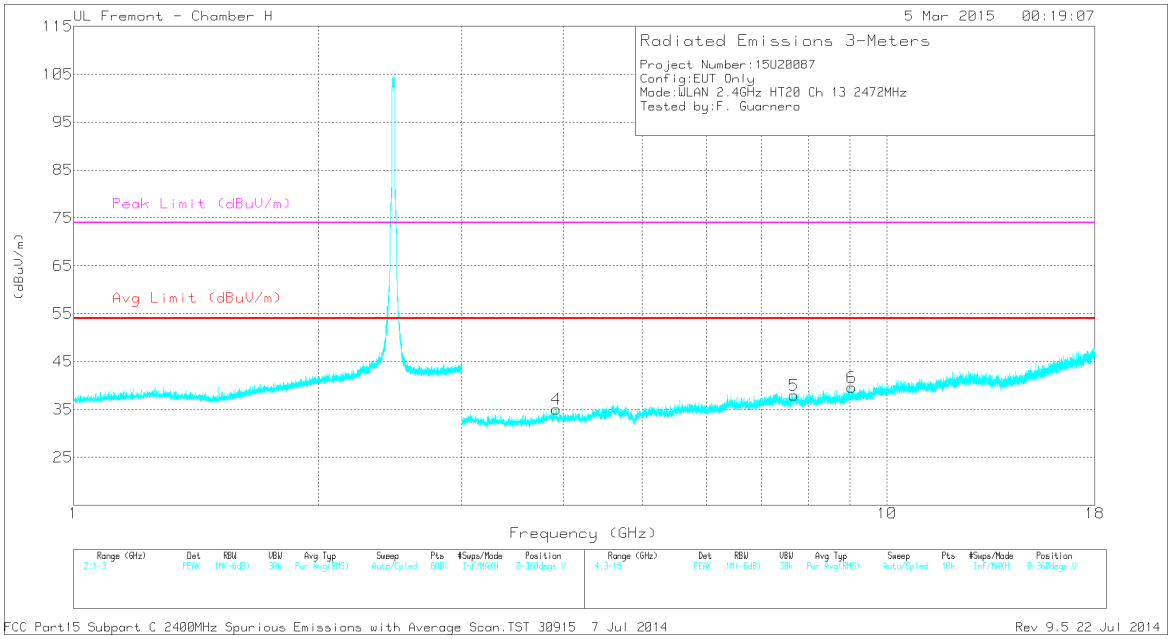

This report shall not be reproduced except in full, without the written approval of UL Verification Services Inc.

DATA

	Frequency (GHz)	Meter Reading (dBuV)	Det	AF T863 (dB/m)	Amp/Cbl/ Fltr/Pad (dB)	Corrected Reading (dBuV/m)	Avg Limit (dBuV/m)	Margin (dB)	Peak Limit (dBuV/m)	PK Margin (dB)	Azimuth (Degs)	Height (cm)	Polarity
1	* 2.264	46.17	PK2	31.7	-24.6	53.27	-	-	74	-20.73	142	203	H
	* 2.261	34.76	MAv1	31.7	-24.6	41.86	54	-12.14	-	-	142	203	H
2	* 3.808	41.51	PK2	33.3	-32.4	42.41	-	-	74	-31.59	269	294	H
	* 3.808	29.93	MAv1	33.3	-32.4	30.83	54	-23.17	-	-	269	294	H
3	* 7.521	40.05	PK2	36.1	-30.2	45.95	-	-	74	-28.05	162	384	H
	* 7.522	27.98	MAv1	36.1	-30.2	33.88	54	-20.12	-	-	162	384	H
4	* 3.925	42.09	PK2	33.4	-33.1	42.39	-	-	74	-31.61	314	122	V
	* 3.926	30.58	MAv1	33.4	-33.1	30.88	54	-23.12	-	-	314	122	V
5	* 7.686	38.21	PK2	36.1	-28.8	45.51	-	-	74	-28.49	53	308	V
	* 7.688	27.02	MAv1	36.1	-28.8	34.32	54	-19.68	-	-	53	308	V
6	* 9.05	36.62	PK2	36.4	-26.7	46.32	-	-	74	-27.68	140	110	V
	* 9.05	25.69	MAv1	36.4	-26.7	35.39	54	-18.61	-	-	140	110	V

* - indicates frequency in CFR 47, Part 15 and Industry Canada RSS-Restricted Band.

PK2 - KDB558074 Method: Maximum Peak

MAv1 - KDB558074 Option 1 Maximum RMS Average

This report shall not be reproduced except in full, without the written approval of UL Verification Services Inc.

9.3. WORST-CASE BELOW 1 GHz

SPURIOUS EMISSIONS 30 TO 1000 MHz (WORST-CASE CONFIGURATION, HORIZONTAL)

HORIZONTAL PLOT

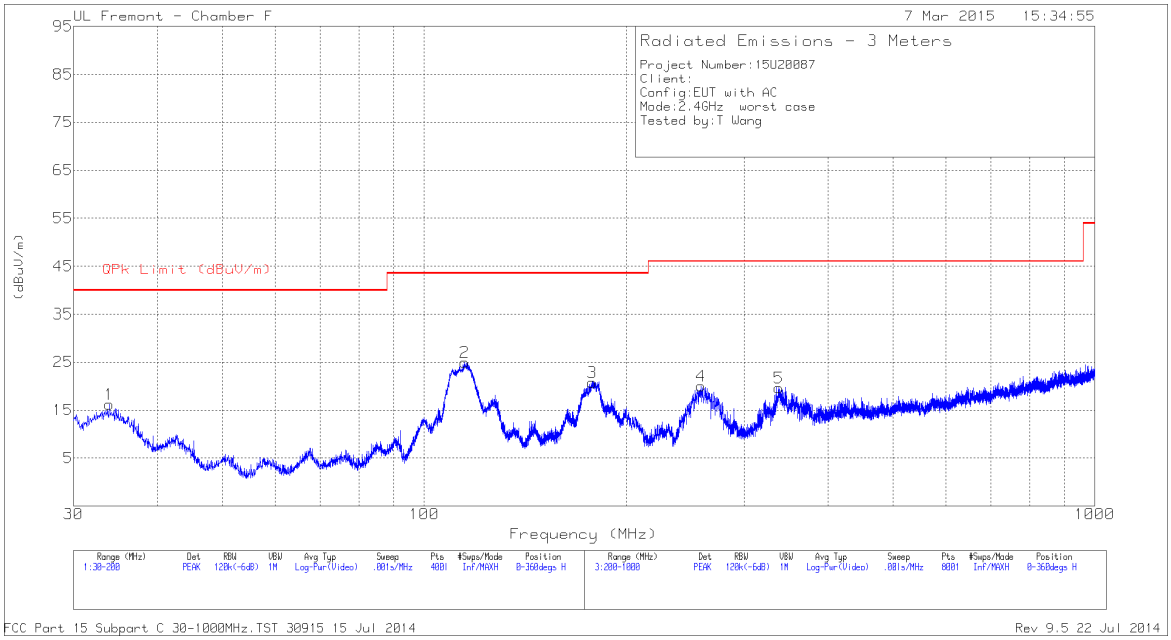

SPURIOUS EMISSIONS 30 TO 1000 MHz (WORST-CASE CONFIGURATION, VERTICAL)

VERTICAL PLOT

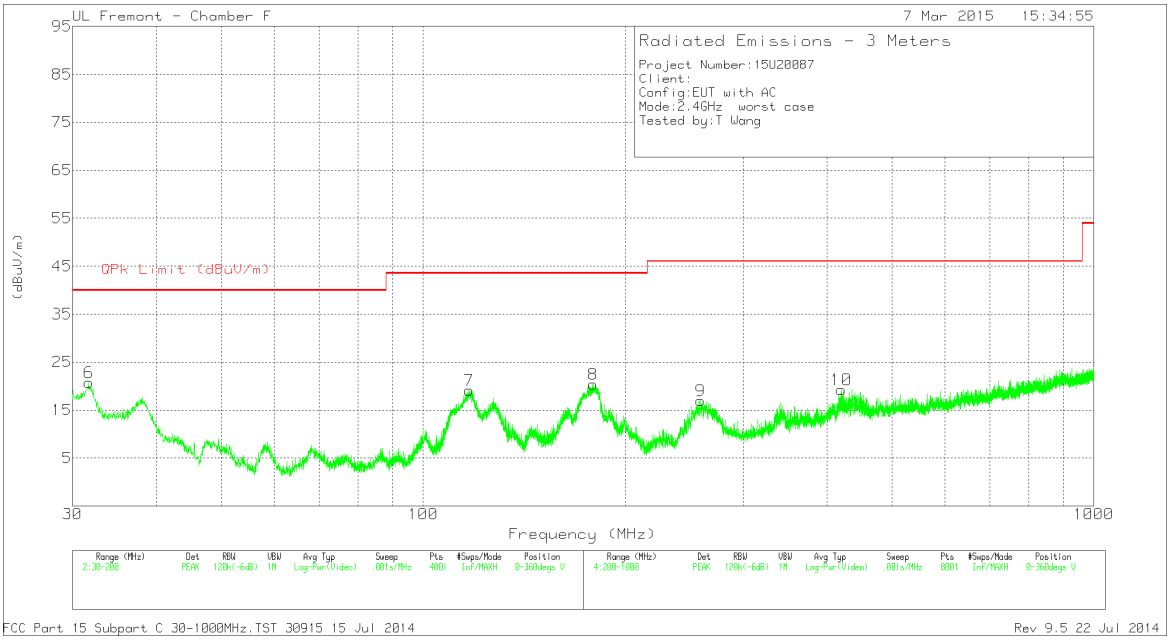

This report shall not be reproduced except in full, without the written approval of UL Verification Services Inc.

DATA

Marker	Frequency (MHz)	Meter Reading (dBuV)	Det	AF T122 (dB/m)	Amp/Cbl (dB)	Corrected Reading (dBuV/m)	QPk Limit (dBuV/m)	Margin (dB)	Azimuth (Degs)	Height (cm)	Polarity
1	33.9525	29.64	PK	18.4	-31.8	16.24	40	-23.76	0-360	201	H
2	* 114.915	42.67	PK	13.4	-31.1	24.97	43.52	-18.55	0-360	301	H
3	177.9425	40.03	PK	11.4	-30.7	20.73	43.52	-22.79	0-360	201	H
6	31.7	33.52	PK	19.2	-31.9	20.82	40	-19.18	0-360	100	V
7	* 117.04	36.61	PK	13.6	-31.1	19.11	43.52	-24.41	0-360	100	V
8	179.1325	39.75	PK	11.3	-30.7	20.35	43.52	-23.17	0-360	100	V
4	* 258.6	38.32	PK	11.9	-30.2	20.02	46.02	-26	0-360	100	H
5	337.7	35.39	PK	14.1	-29.9	19.59	46.02	-26.43	0-360	100	H
9	* 259.5	35.17	PK	12	-30.2	16.97	46.02	-29.05	0-360	201	V
10	420.2	32.84	PK	15.9	-29.5	19.24	46.02	-26.78	0-360	99	V

* - indicates frequency in CFR 47, Part 15 and Industry Canada RSS-Restricted Band.

PK - Peak detector

UL VERIFICATION SERVICES INC. FORM NO: CCSUP4701J
47173 BENICIA STREET, FREMONT, CA 94538, USA TEL: (510) 771-1000 FAX: (510) 661-0888
This report shall not be reproduced except in full, without the written approval of UL Verification Services Inc.

9.4. WORST-CASE 18 to 26 GHz

SPURIOUS EMISSIONS 18 TO 26 GHz (WORST-CASE CONFIGURATION, HORIZONTAL & VERTICAL)

HORIZONTAL & VERTICAL PLOT (2.4GHz)

HORIZONTAL & VERTICAL DATA

Marker	Frequency (GHz)	Meter Reading (dBuV)	Det	T89 AF (dB/m)	Amp/Cbl (dB)	Dist Corr (dB)	Corrected Reading (dBuVolts)	Avg Limit (dBuV/m)	Margin (dB)	Peak Limit (dBuV/m)	PK Margin (dB)
1	20.411	42.03	PK	32.9	-23.6	-9.5	41.83	54	-12.17	74	-32.17
2	21.784	41.67	PK	33.6	-23.1	-9.5	42.67	54	-11.33	74	-31.33
3	23.835	42.9	PK	34.2	-22.6	-9.5	45	54	-9	74	-29
4	25.054	43.6	PK	34.5	-22.6	-9.5	46	54	-8	74	-28
5	19.186	40.93	PK	32.9	-23.5	-9.5	40.83	54	-13.17	74	-33.17
6	20.271	42	PK	32.9	-23.9	-9.5	41.5	54	-12.5	74	-32.5
7	21.404	42	PK	33.3	-23.8	-9.5	42	54	-12	74	-32
8	24.075	43.67	PK	34.2	-22.7	-9.5	45.67	54	-8.33	74	-28.33

PK - Peak detector

This report shall not be reproduced except in full, without the written approval of UL Verification Services Inc.

10. AC POWER LINE CONDUCTED EMISSIONS

LIMITS

FCC §15.207 (a)

RSS-Gen 8.8

Frequency of Emission (MHz)	Conducted Limit (dBuV)	
	Quasi-peak	Average
0.15-0.5	66 to 56 *	56 to 46 *
0.5-5	56	46
5-30	60	50

* Decreases with the logarithm of the frequency.

TEST PROCEDURE

The EUT is placed on a non-conducting table 40 cm from the vertical ground plane and 80 cm above the horizontal ground plane. The EUT is configured in accordance with ANSI C63.10. The receiver is set to a resolution bandwidth of 9 kHz. Peak detection is used unless otherwise noted as quasi-peak or average.

Line conducted data is recorded for both NEUTRAL and HOT lines.

This report shall not be reproduced except in full, without the written approval of UL Verification Services Inc.

LINE 1 RESULTS

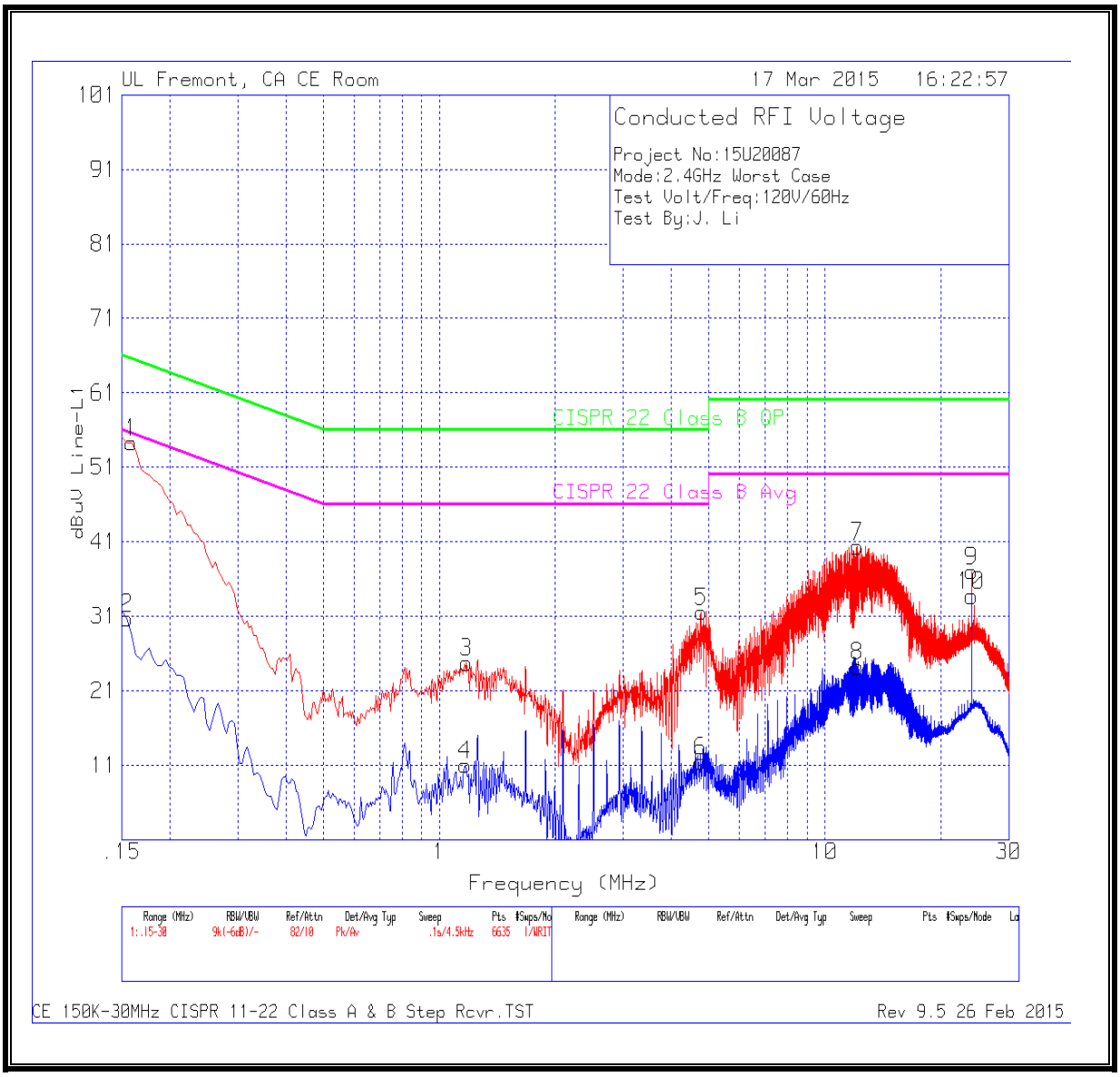

This report shall not be reproduced except in full, without the written approval of UL Verification Services Inc.

LINE 2 RESULTS

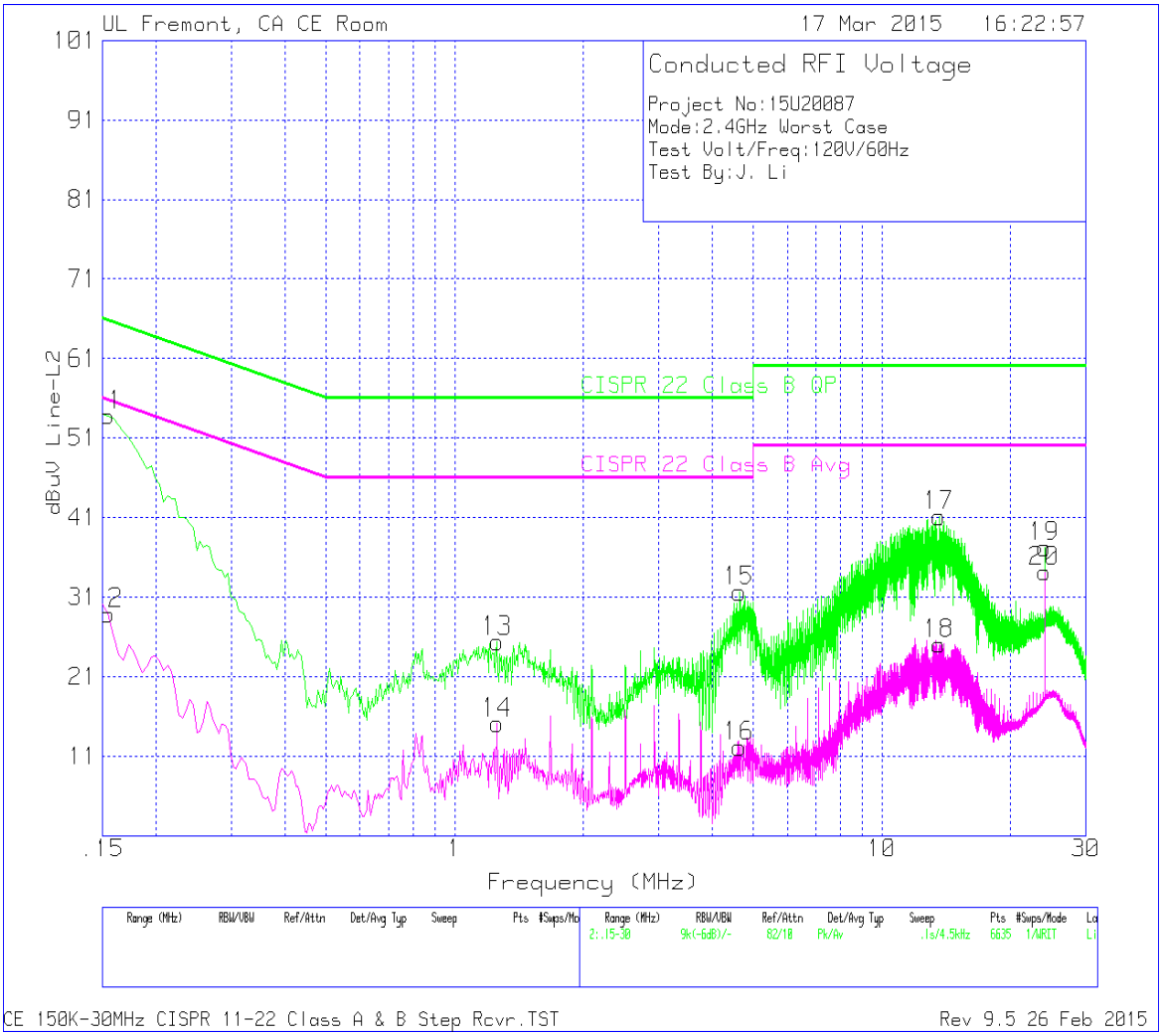

This report shall not be reproduced except in full, without the written approval of UL Verification Services Inc.

WORST EMISSIONS DATA

LINE 1 RESULTS

Range 1: Line-L1 .15 - 30MHz

Marker	Frequency (MHz)	Meter Reading (dBuV)	Det	T24 IL L1	LC Cables 1&3	Corrected Reading dBuV	CISPR 22 Class B QP	Margin (dB)	CISPR 22 Class B Avg	Margin (dB)
1	.159	53.01	Pk	1.3	0	54.31	-	-	55.52	-1.21
2	.1545	29.39	Av	1.3	0	30.69	65.75	-35.06	55.75	-25.06
3	1.176	24.55	Pk	.2	0	24.75	-	-	46	-21.25
4	1.167	10.73	Av	.2	.1	11.03	56	-44.97	46	-34.97
5	4.7805	31.28	Pk	.2	.1	31.58	-	-	46	-14.42
6	4.758	11.17	Av	.2	.1	11.47	56	-44.53	46	-34.53
7	12.13125	39.93	Pk	.2	.2	40.33	-	-	50	-9.67
8	12.1335	23.83	Av	.2	.2	24.23	60	-35.77	50	-25.77
9	24	36.53	Pk	.3	.2	37.03	-	-	50	-12.97
10	24	33.25	Av	.3	.2	33.75	60	-26.25	50	-16.25

LINE 2 RESULTS

Range 2: Line-L2 .15 - 30MHz

Marker	Frequency (MHz)	Meter Reading (dBuV)	Det	T24 IL L2	LC Cables 2&3	Corrected Reading dBuV	CISPR 22 Class B QP	Margin (dB)	CISPR 22 Class B Avg	Margin (dB)
11	.1545	52.42	Pk	1.4	0	53.82	-	-	55.75	-1.93
12	.1545	27.46	Av	1.4	0	28.86	65.75	-36.89	55.75	-26.89
13	1.257	25.18	Pk	.2	0	25.38	-	-	46	-20.62
14	1.257	14.89	Av	.2	0	15.09	56	-40.91	46	-30.91
15	4.632	31.36	Pk	.2	.1	31.66	-	-	46	-14.34
16	4.632	11.84	Av	.2	.1	12.14	56	-43.86	46	-33.86
17	13.6005	40.73	Pk	.2	.2	41.13	-	-	50	-8.87
18	13.6005	24.65	Av	.2	.2	25.05	60	-34.95	50	-24.95
19	24	36.74	Pk	.3	.2	37.24	-	-	50	-12.76
20	24	33.67	Av	.3	.2	34.17	60	-25.83	50	-15.83

Pk - Peak detector

Av - Average detection

This report shall not be reproduced except in full, without the written approval of UL Verification Services Inc.