HARMONICS AND SPURIOUS EMISSIONS

LOW CHANNEL HORIZONTAL

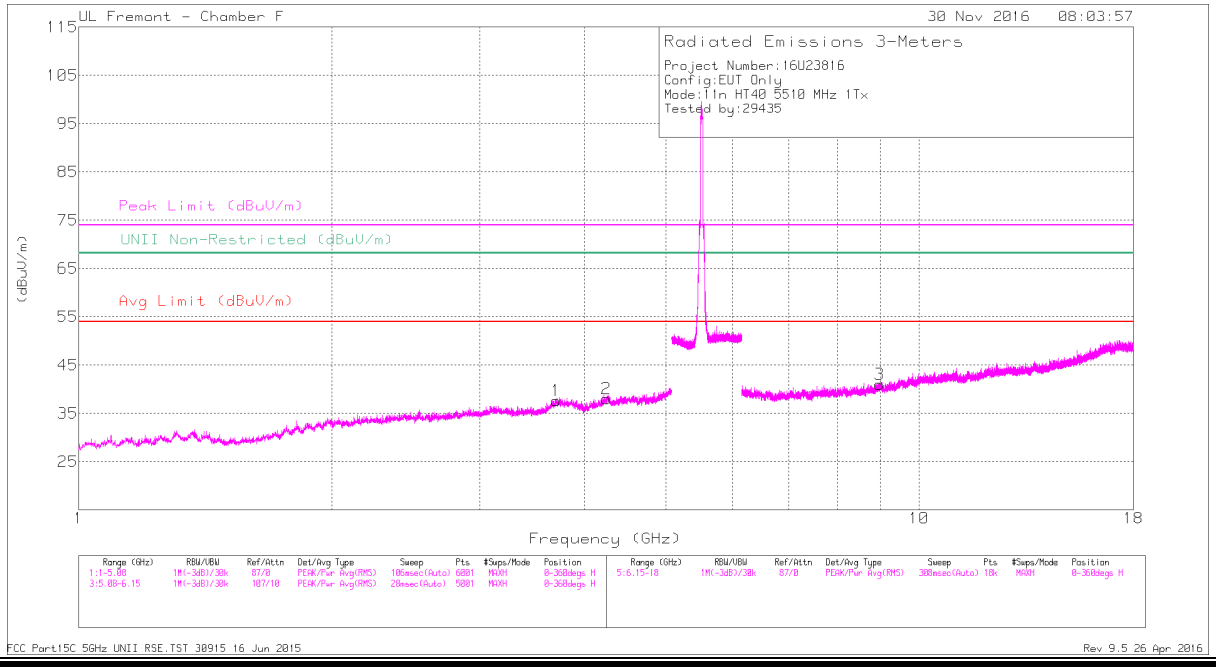

LOW CHANNEL VERTICAL

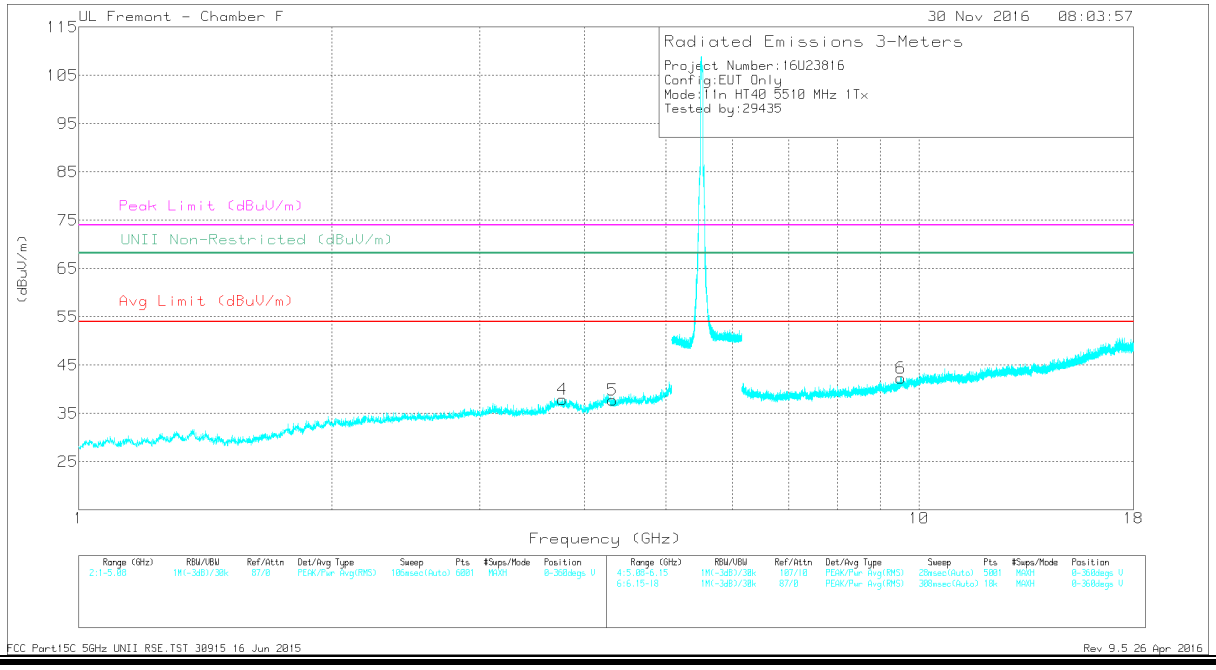

This report shall not be reproduced except in full, without the written approval of UL Verification Services Inc.

Marker	Frequency (GHz)	Meter Reading (dBuV)	Det	AF T344 (dB/m)	Amp/Cbl/Fltr/Pad (dB)	DC Corr (dB)	Corrected Reading (dBuV/m)	Avg Limit (dBuV/m)	Margin (dB)	Peak Limit (dBuV/m)	PK Margin (dB)	UNII Non-Restricted (dBuV/m)	PK Margin (dB)	Azimuth (Degs)	Height (cm)	Polarity
1	* 3.7	38.65	PK-U	33.3	-28.9	0	43.05	-	-	74	-30.95	-	-	289	113	H
	* 3.7	27.88	ADR	33.3	-28.9	.11	32.39	54	-21.61	-	-	-	-	289	113	H
2	* 4.244	36.88	PK-U	33.7	-26.7	0	43.88	-	-	74	-30.12	-	-	6	121	H
	* 4.245	26.37	ADR	33.7	-26.7	.11	33.48	54	-20.52	-	-	-	-	6	121	H
3	8.979	27.91	Pk	35.9	-22.8	0	41.01	-	-	-	-	68.2	-27.19	0-360	100	H
4	* 3.767	38.01	PK-U	33.4	-29.4	0	42.01	-	-	74	-31.99	-	-	271	216	V
	* 3.765	27.83	ADR	33.4	-29.3	.11	32.04	54	-21.96	-	-	-	-	271	216	V
5	* 4.32	37.76	PK-U	33.8	-28.3	0	43.26	-	-	74	-30.74	-	-	280	216	V
	* 4.316	27.61	ADR	33.8	-28.2	.11	33.32	54	-20.68	-	-	-	-	280	216	V
6	9.519	27.27	Pk	36.5	-21.5	0	42.27	-	-	-	-	68.2	-25.93	0-360	201	V

* - indicates frequency in CFR47 Pt 15 / IC RSS-Restricted Band
PK-U - U-NII: Maximum Peak
ADR - U-NII AD primary method, RMS average

This report shall not be reproduced except in full, without the written approval of UL Verification Services Inc.

MID CHANNEL HORIZONTAL

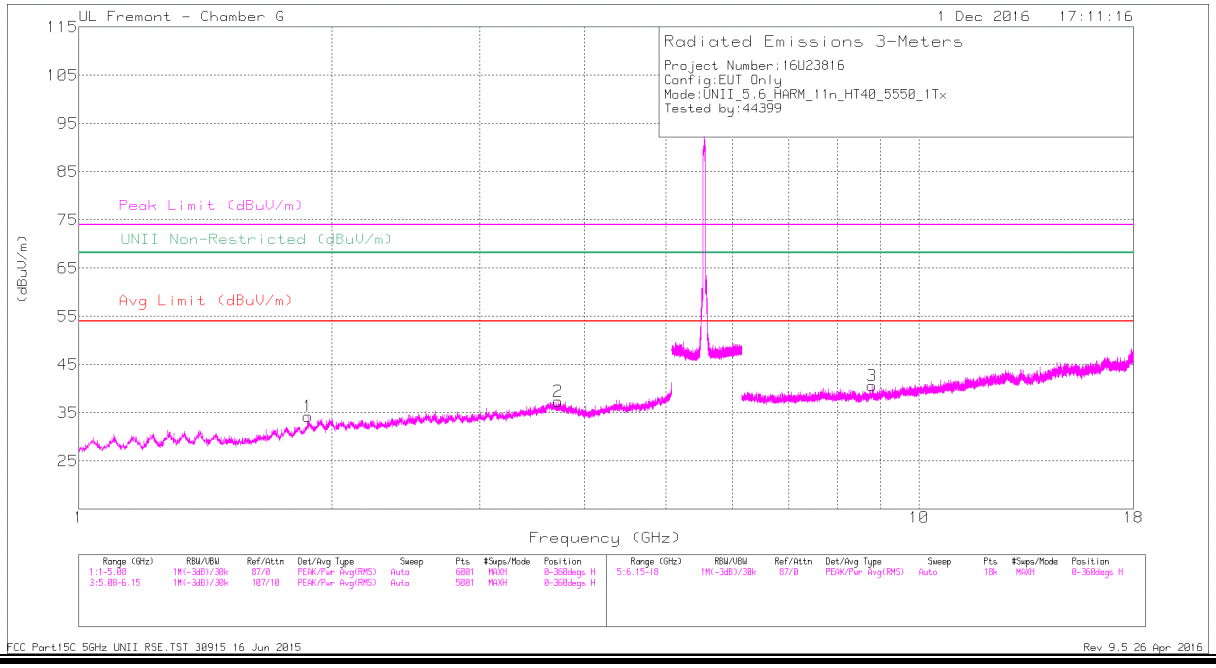

MID CHANNEL VERTICAL

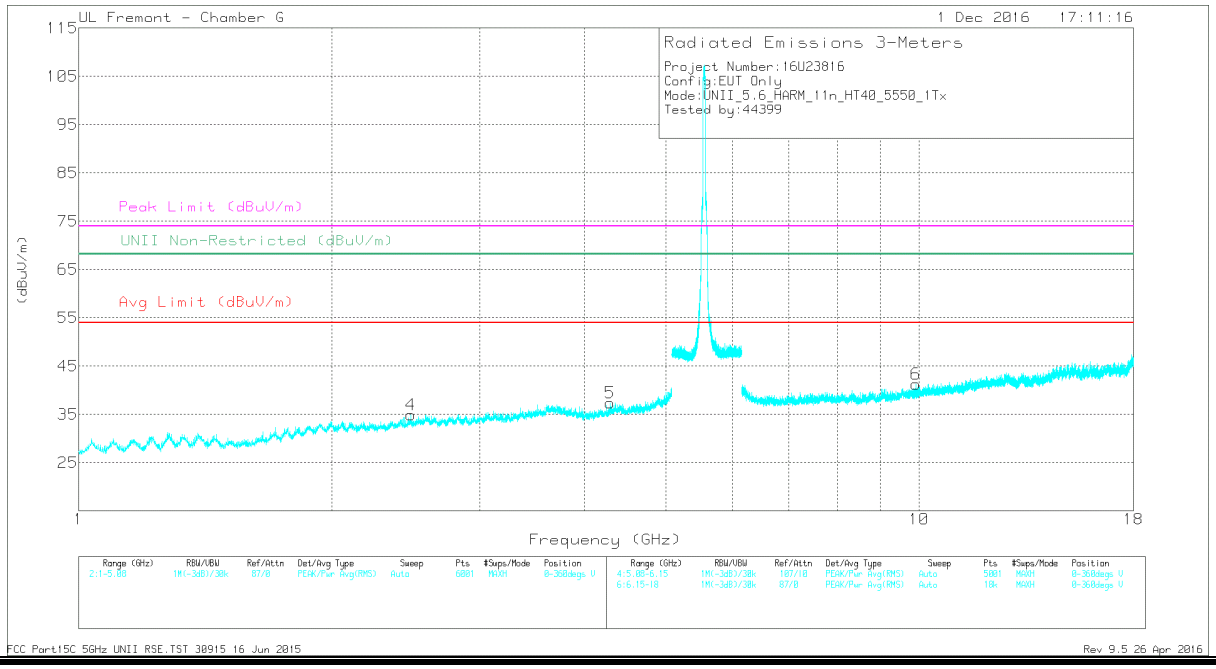

This report shall not be reproduced except in full, without the written approval of UL Verification Services Inc.

Marker	Frequency (GHz)	Meter Reading (dBuV)	Det	AF T136 (dB/m)	Amp/Cbl/Fltr/Pad (dB)	DC Corr (dB)	Corrected Reading (dBuV/m)	Avg Limit (dBuV/m)	Margin (dB)	Peak Limit (dBuV/m)	PK Margin (dB)	UNII Non-Restricted (dBuV/m)	PK Margin (dB)	Azimuth (Degs)	Height (cm)	Polarity
1	1.874	44.24	PK-U	31.2	-34	0	41.44	-	-	-	-	68.2	-26.76	354	205	H
2	* 3.722	41.35	PK-U	34.2	-32.1	0	43.45	-	-	74	-30.55	-	-	7	137	H
	* 3.72	30.66	ADR	34.2	-32.1	.11	32.87	54	-21.13	-	-	-	-	7	137	H
3	8.793	37.79	PK-U	36	-28	0	45.79	-	-	-	-	68.2	-22.41	243	325	H
4	* 2.495	42.41	PK-U	32.4	-33.3	0	41.51	-	-	74	-32.49	-	-	155	269	V
	* 2.485	31.44	ADR	32.3	-33.3	.11	30.55	54	-23.45	-	-	-	-	155	269	V
5	* 4.292	41.47	PK-U	33.9	-31.7	0	43.67	-	-	74	-30.33	-	-	85	367	V
	* 4.292	31.14	ADR	33.9	-31.7	.11	33.45	54	-20.55	-	-	-	-	85	367	V
6	9.914	37.42	PK-U	37.1	-27.7	0	46.82	-	-	-	-	68.2	-21.38	358	222	V

* - indicates frequency in CFR47 Pt 15 / IC RSS-Restricted Band
PK-U - U-NII: Maximum Peak
ADR - U-NII AD primary method, RMS average

UL VERIFICATION SERVICES INC. FORM NO: CCSUP4701J
47173 BENICIA STREET, FREMONT, CA 94538, USA TEL: (510) 771-1000 FAX: (510) 661-0888
This report shall not be reproduced except in full, without the written approval of UL Verification Services Inc.

HIGH CHANNEL HORIZONTAL

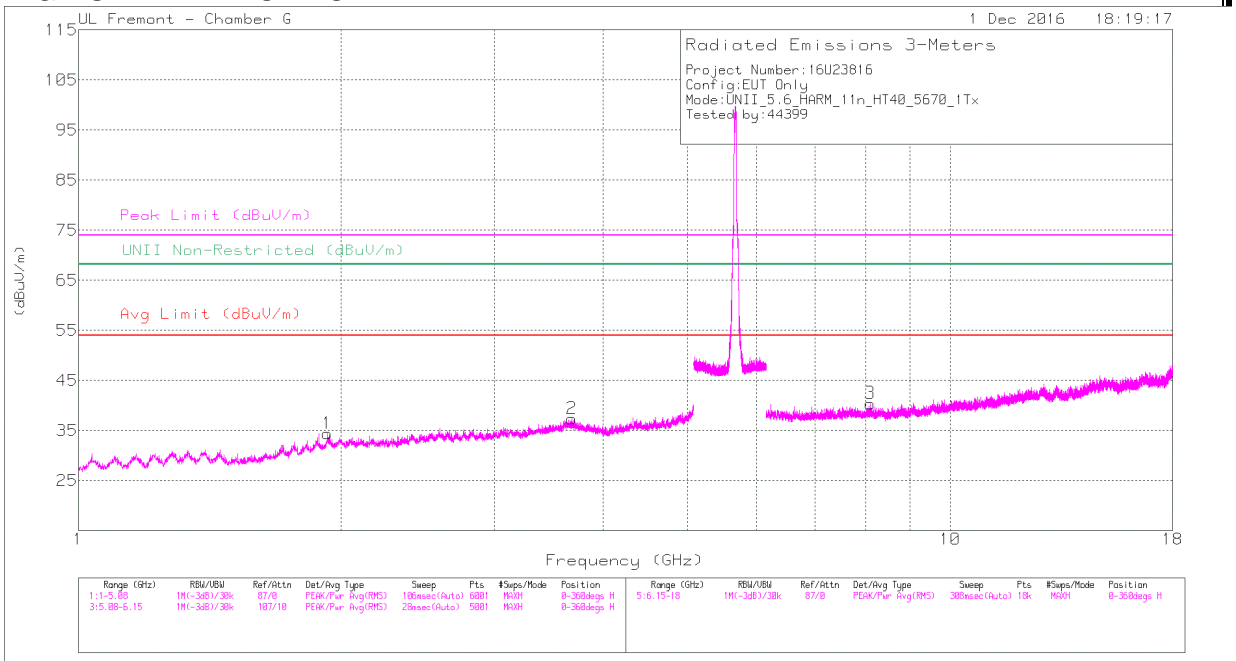

HIGH CHANNEL VERTICAL

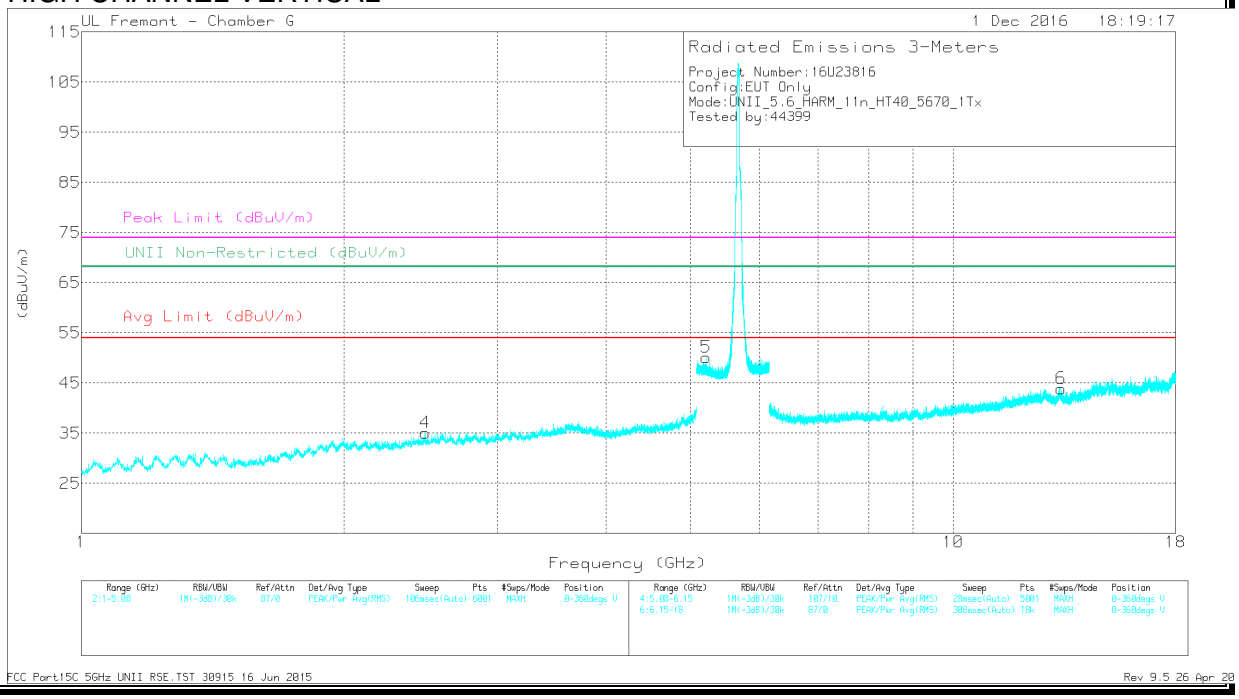

This report shall not be reproduced except in full, without the written approval of UL Verification Services Inc.

Marker	Frequency (GHz)	Meter Reading (dBuV)	Det	AF T136 (dB/m)	Amp/ Cbl/Fltr/Pad (dB)	DC Corr (dB)	Corrected Reading (dBuV/m)	Avg Limit (dBuV/m)	Margin (dB)	Peak Limit (dBuV/m)	PK Margin (dB)	UNII Non-Restricted (dBuV/m)	PK Margin (dB)	Azimuth (Degs)	Height (cm)	Polarity
1	1.931	43.14	PK-U	31.5	-33.6	0	41.04	-	-	-	-	68.2	-27.16	137	359	H
2	* 3.683	41.89	PK-U	34.2	-32.2	0	43.89	-	-	74	-30.11	-	-	344	386	H
	* 3.682	30.65	ADR	34.2	-32.2	.11	32.76	54	-21.24	-	-	-	-	344	386	H
3	* 8.101	39.43	PK-U	35.8	-28.8	0	46.43	-	-	74	-27.57	-	-	257	344	H
	* 8.099	27.87	ADR	35.8	-28.8	.11	34.98	54	-19.02	-	-	-	-	257	344	H
4	2.479	44.02	PK-U	32.3	-33.3	0	43.02	-	-	-	-	68.2	-25.18	327	395	V
5	5.21	45.37	PK-U	35.3	-22.4	0	58.27	-	-	-	-	68.2	-9.93	316	385	V
6	* 13.305	36.05	PK-U	39.2	-25.4	0	49.85	-	-	74	-24.15	-	-	143	185	V
	* 13.305	25.11	ADR	39.2	-25.4	.11	39.02	54	-14.98	-	-	-	-	143	185	V

* - indicates frequency in CFR47 Pt 15 / IC RSS-Restricted Band
PK-U - U-NII: Maximum Peak
ADR - U-NII AD primary method, RMS average

This report shall not be reproduced except in full, without the written approval of UL Verification Services Inc.

9.2.26. 11ac HT40 ANTENNA A SISO STRADDLE CHANNEL 142

HARMONICS AND SPURIOUS EMISSIONS

LOW CHANNEL HORIZONTAL

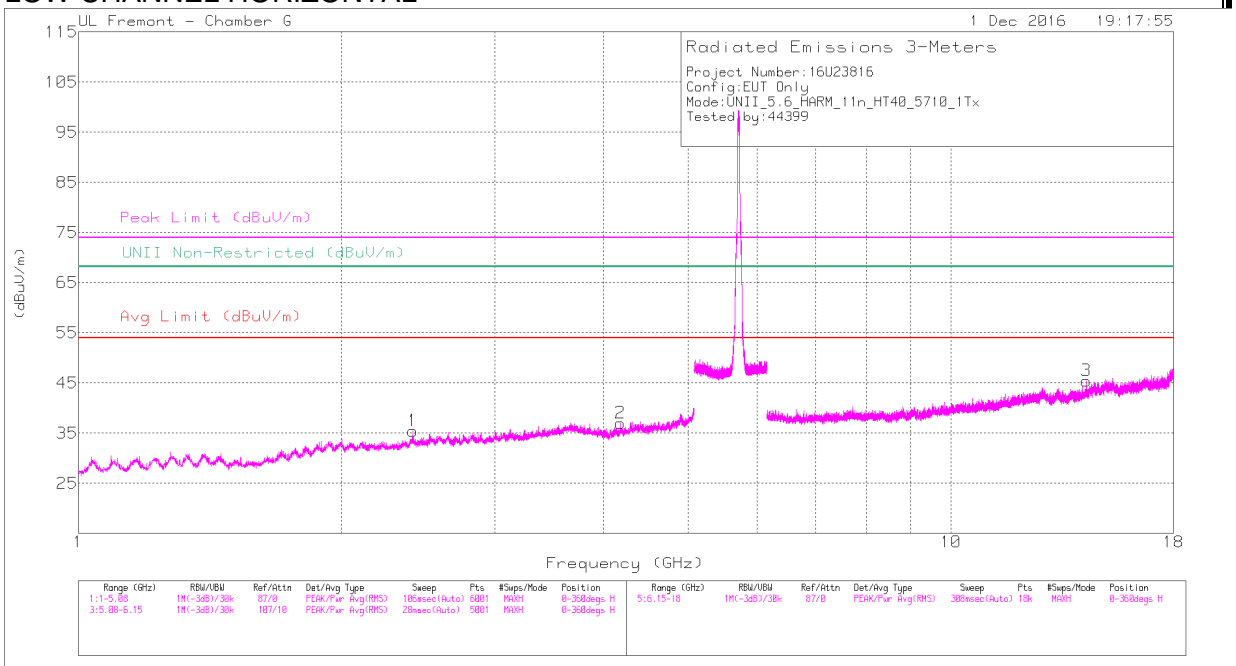

LOW CHANNEL VERTICAL

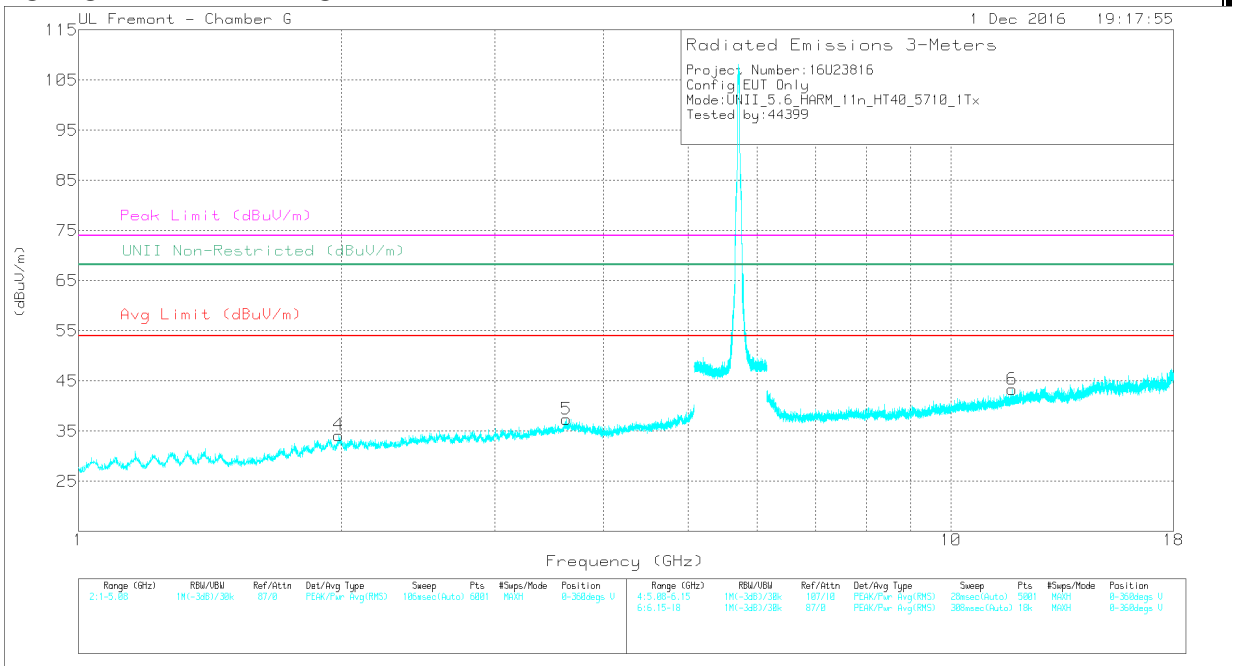

This report shall not be reproduced except in full, without the written approval of UL Verification Services Inc.

Marker	Frequency (GHz)	Meter Reading (dBuV)	Det	AF T136 (dB/m)	Amp/Cbl/Fltr/Pad (dB)	DC Corr (dB)	Corrected Reading (dBuV/m)	Avg Limit (dBuV/m)	Margin (dB)	Peak Limit (dBuV/m)	PK Margin (dB)	UNII Non-Restricted (dBuV/m)	PK Margin (dB)	Azimuth (Degs)	Height (cm)	Polarity
1	2.415	42.84	PK-U	32.2	-33.3	0	41.74	-	-	-	-	68.2	-26.46	224	388	H
2	* 4.178	40.68	PK-U	33.7	-31.9	0	42.48	-	-	74	-31.52	-	-	0	162	H
	* 4.18	29.88	ADR	33.7	-31.9	.11	31.79	54	-22.21	-	-	-	-	0	162	H
3	14.31	36.76	PK-U	39.7	-25.8	0	50.66	-	-	-	-	68.2	-17.54	320	237	H
4	1.987	43.79	PK-U	31.6	-33.5	0	41.89	-	-	-	-	68.2	-26.31	125	389	V
5	* 3.626	40.55	PK-U	34	-32.2	0	42.35	-	-	74	-31.65	-	-	258	160	V
	* 3.624	29.94	ADR	34	-32.2	.11	31.85	54	-22.15	-	-	-	-	258	160	V
6	* 11.752	35.86	PK-U	38.6	-25.8	0	48.66	-	-	74	-25.34	-	-	217	176	V
	* 11.755	25.77	ADR	38.6	-25.8	.11	38.68	54	-15.32	-	-	-	-	217	176	V

* - indicates frequency in CFR47 Pt 15 / IC RSS-Restricted Band
PK-U - U-NII: Maximum Peak
ADR - U-NII AD primary method, RMS average

UL VERIFICATION SERVICES INC. FORM NO: CCSUP4701J
47173 BENICIA STREET, FREMONT, CA 94538, USA TEL: (510) 771-1000 FAX: (510) 661-0888
This report shall not be reproduced except in full, without the written approval of UL Verification Services Inc.

9.2.27. 11n HT40 ANTENNA B SISO MODE IN THE 5.6GHz BAND

RESTRICTED BANDEDGE (LOW CHANNEL)

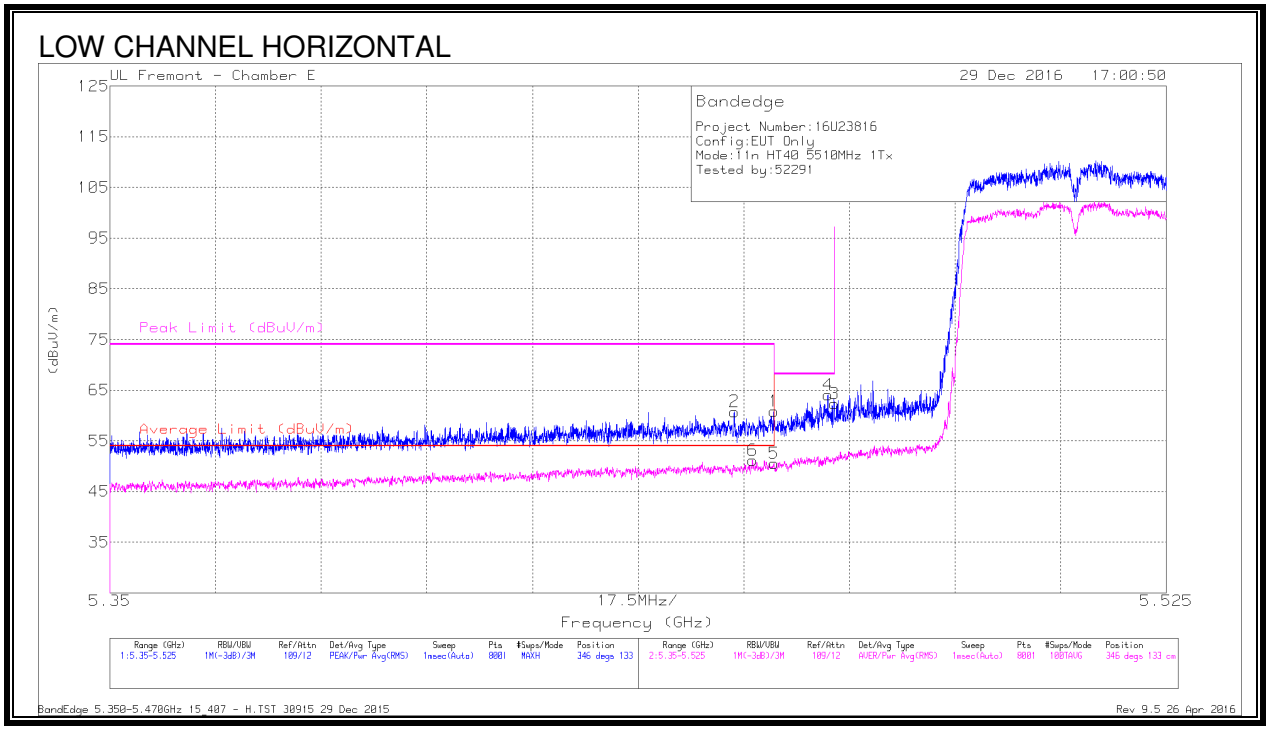

Marker	Frequency (GHz)	Meter Reading (dBuV)	Det	AF T711 (dB/m)	Amp/Cbl/Fltr/Pad (dB)	DC Corr (dB)	Corrected Reading (dBuV/m)	Average Limit (dBuV/m)	Margin (dB)	Peak Limit (dBuV/m)	PK Margin (dB)	Azimuth (Degs)	Height (cm)	Polarity
1	* 5.46	45.72	Pk	34.4	-19.3	0	60.82	-	-	74	-13.18	346	133	H
2	* 5.453	45.68	Pk	34.4	-19.3	0	60.78	-	-	74	-13.22	346	133	H
3	5.47	47.29	Pk	34.4	-19.4	0	62.29	-	-	68.2	-5.91	346	133	H
4	5.469	49.05	Pk	34.4	-19.4	0	64.05	-	-	68.2	-4.15	346	133	H
5	* 5.46	35.38	RMS	34.4	-19.3	.1	50.58	54	-3.42	-	-	346	133	H
6	* 5.456	36.08	RMS	34.4	-19.4	.1	51.18	54	-2.82	-	-	346	133	H

* - indicates frequency in CFR47 Pt 15 / IC RSS-Restricted Band
Pk - Peak detector
RMS - RMS detection

This report shall not be reproduced except in full, without the written approval of UL Verification Services Inc.

LOW CHANNEL VERTICAL

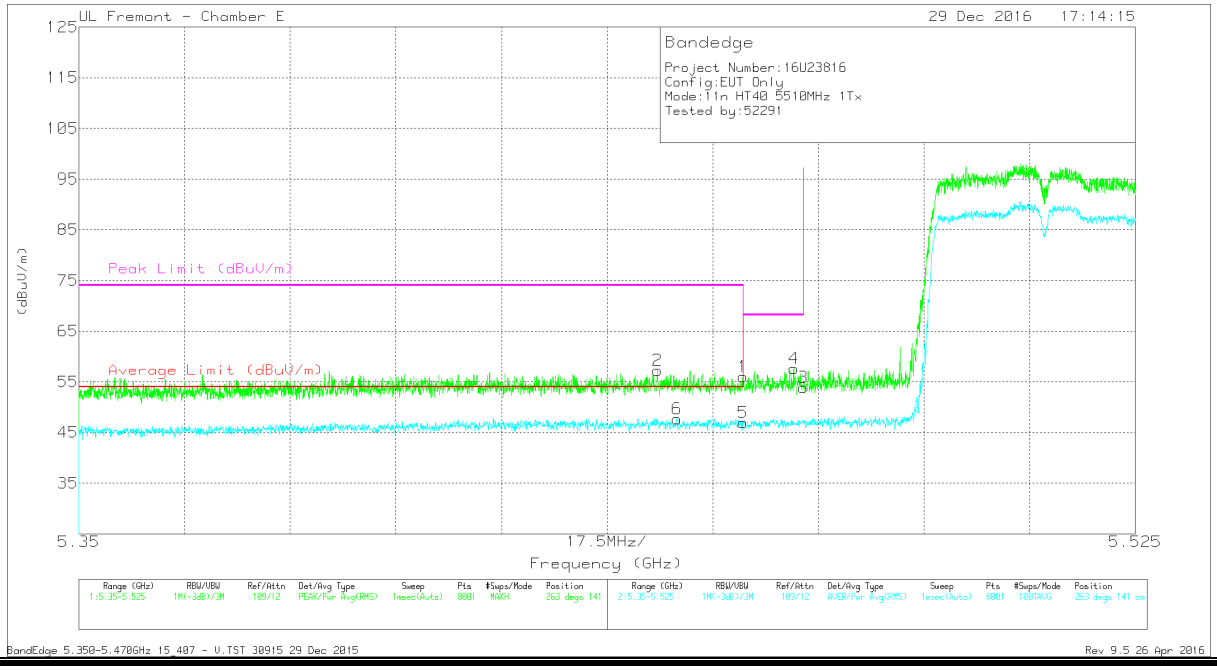

Marker	Frequency (GHz)	Meter Reading (dBuV)	Det	AF T711 (dB/m)	Amp/Cbl/Fltr/Pad (dB)	DC Corr (dB)	Corrected Reading (dBuV/m)	Average Limit (dBuV/m)	Margin (dB)	Peak Limit (dBuV/m)	PK Margin (dB)	Azimuth (Degs)	Height (cm)	Polarity
1	* 5.46	40.93	Pk	34.4	-19.3	0	56.03	-	-	74	-17.97	263	141	V
2	* 5.446	42.1	Pk	34.4	-19.3	0	57.2	-	-	74	-16.8	263	141	V
3	5.47	38.88	Pk	34.4	-19.4	0	53.88	-	-	68.2	-14.32	263	141	V
4	5.468	42.69	Pk	34.4	-19.5	0	57.59	-	-	68.2	-10.61	263	141	V
5	* 5.46	31.85	RMS	34.4	-19.3	.1	47.05	54	-6.95	-	-	263	141	V
6	* 5.449	32.59	RMS	34.4	-19.3	.1	47.79	54	-6.21	-	-	263	141	V

* - indicates frequency in CFR47 Pt 15 / IC RSS-Restricted Band
Pk - Peak detector
RMS - RMS detection

UL VERIFICATION SERVICES INC. FORM NO: CCSUP4701J
47173 BENICIA STREET, FREMONT, CA 94538, USA TEL: (510) 771-1000 FAX: (510) 661-0888
This report shall not be reproduced except in full, without the written approval of UL Verification Services Inc.

AUTHORIZED BANDEDGE (HIGH CHANNEL)

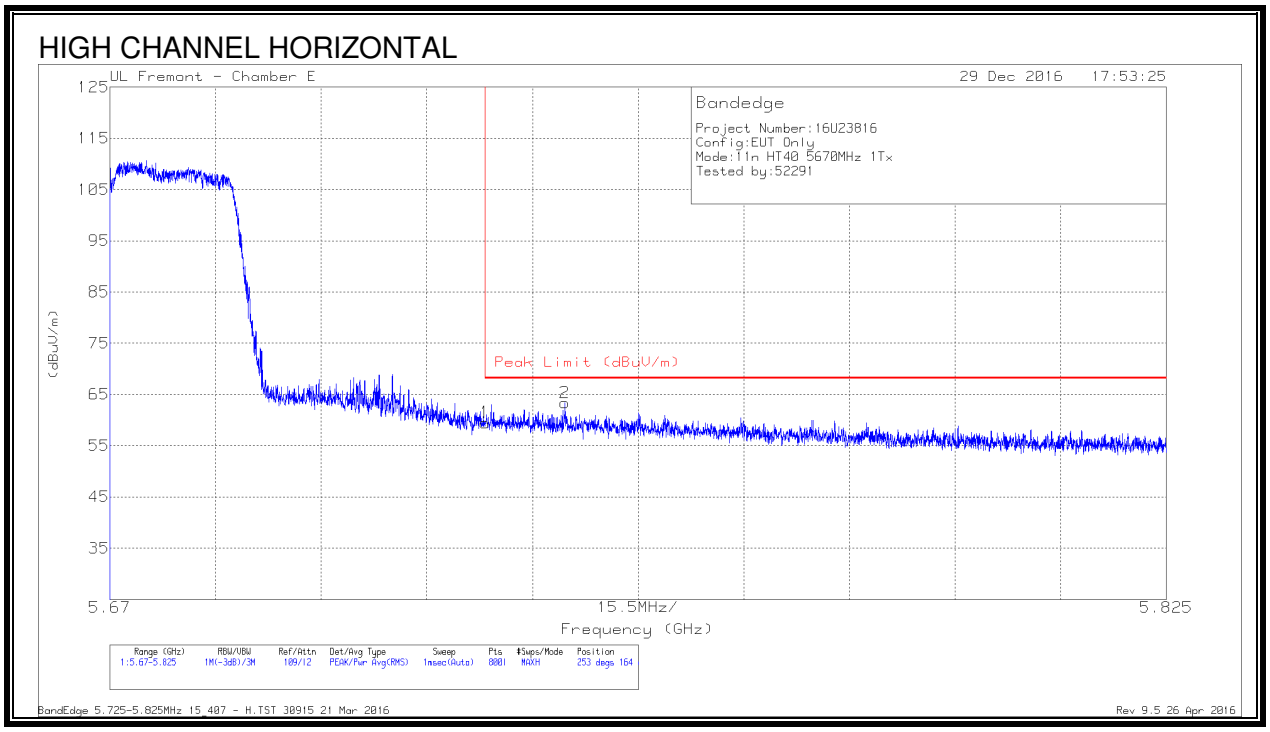

Marker	Frequency (GHz)	Meter Reading (dBuV)	Det	AF T711 (dB/m)	Amp/Cbl/Fltr/Pad (dB)	DC Corr (dB)	Corrected Reading (dBuV/m)	Peak Limit (dBuV/m)	PK Margin (dB)	Azimuth (Degs)	Height (cm)	Polarity
1	5.725	44.21	Pk	34.9	-19.6	0	59.51	68.2	-8.69	253	164	H
2	5.737	47.98	Pk	34.9	-19.5	0	63.38	68.2	-4.82	253	164	H

Pk - Peak detector

UL VERIFICATION SERVICES INC. FORM NO: CCSUP4701J
47173 BENICIA STREET, FREMONT, CA 94538, USA TEL: (510) 771-1000 FAX: (510) 661-0888
This report shall not be reproduced except in full, without the written approval of UL Verification Services Inc.

HIGH CHANNEL VERTICAL

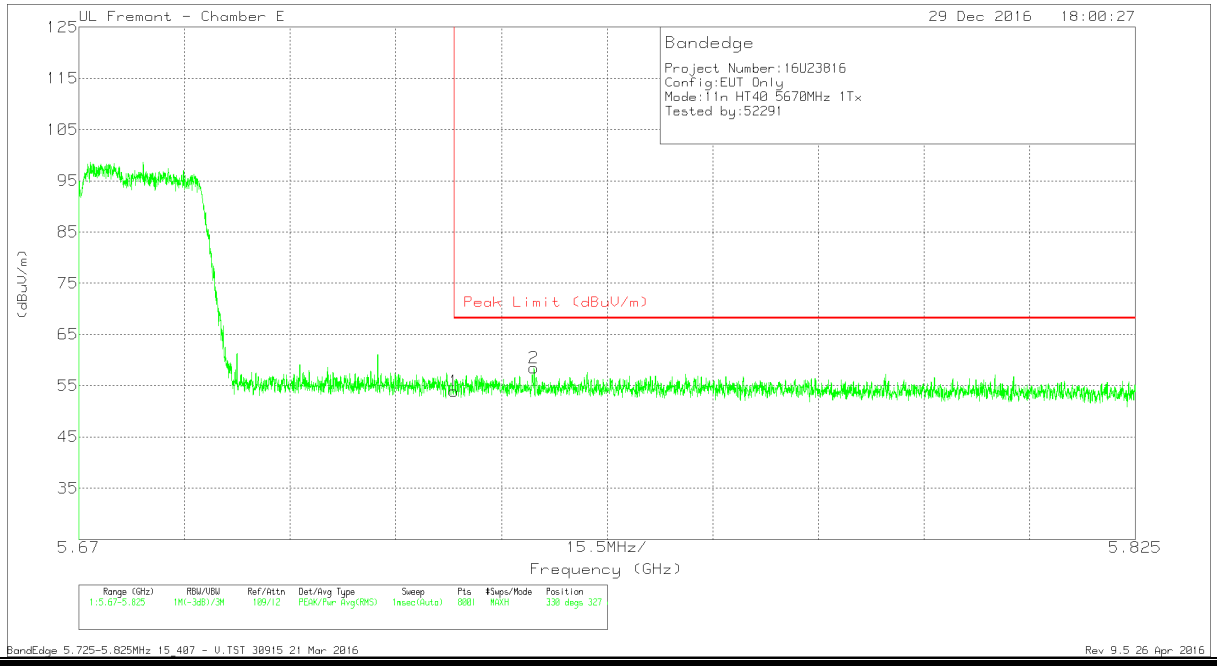

Marker	Frequency (GHz)	Meter Reading (dBuV)	Det	AF T711 (dB/m)	Amp/Cbl/Fltr/Pad (dB)	DC Corr (dB)	Corrected Reading (dBuV/m)	Peak Limit (dBuV/m)	PK Margin (dB)	Azimuth (Degs)	Height (cm)	Polarity
1	5.725	38.6	Pk	34.9	-19.6	0	53.9	68.2	-14.3	330	327	V
2	5.737	43.06	Pk	34.9	-19.5	0	58.46	68.2	-9.74	330	327	V

Pk - Peak detector

UL VERIFICATION SERVICES INC. FORM NO: CCSUP4701J
47173 BENICIA STREET, FREMONT, CA 94538, USA TEL: (510) 771-1000 FAX: (510) 661-0888
This report shall not be reproduced except in full, without the written approval of UL Verification Services Inc.

HARMONICS AND SPURIOUS EMISSIONS

LOW CHANNEL HORIZONTAL

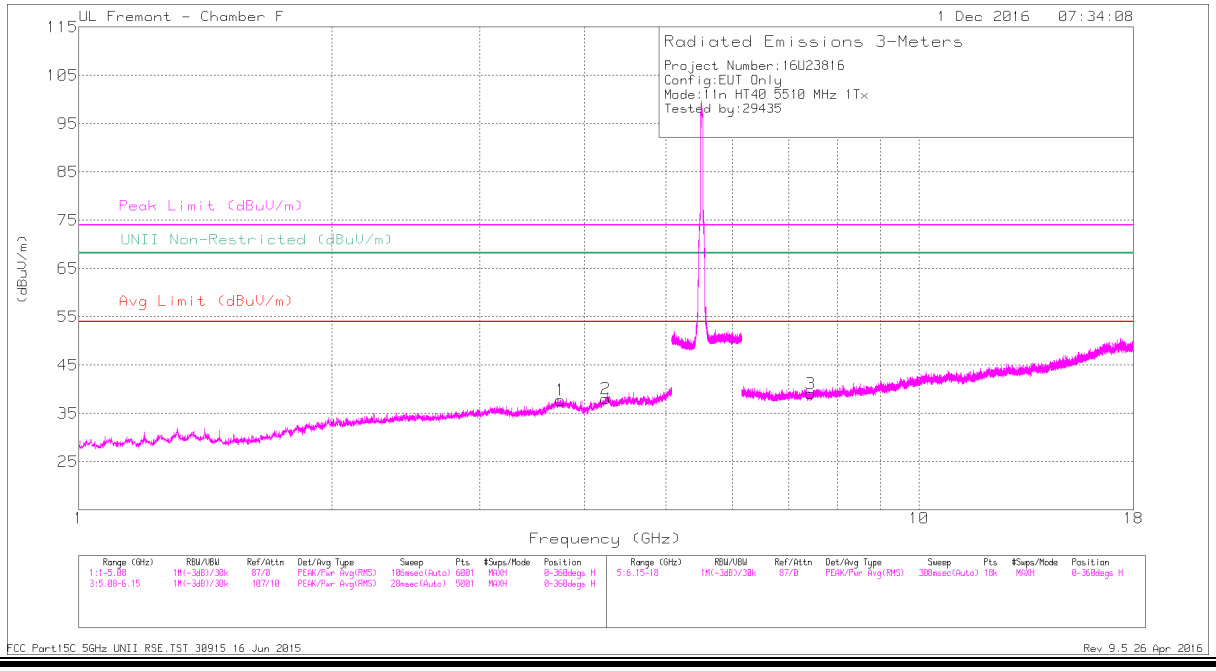

LOW CHANNEL VERTICAL

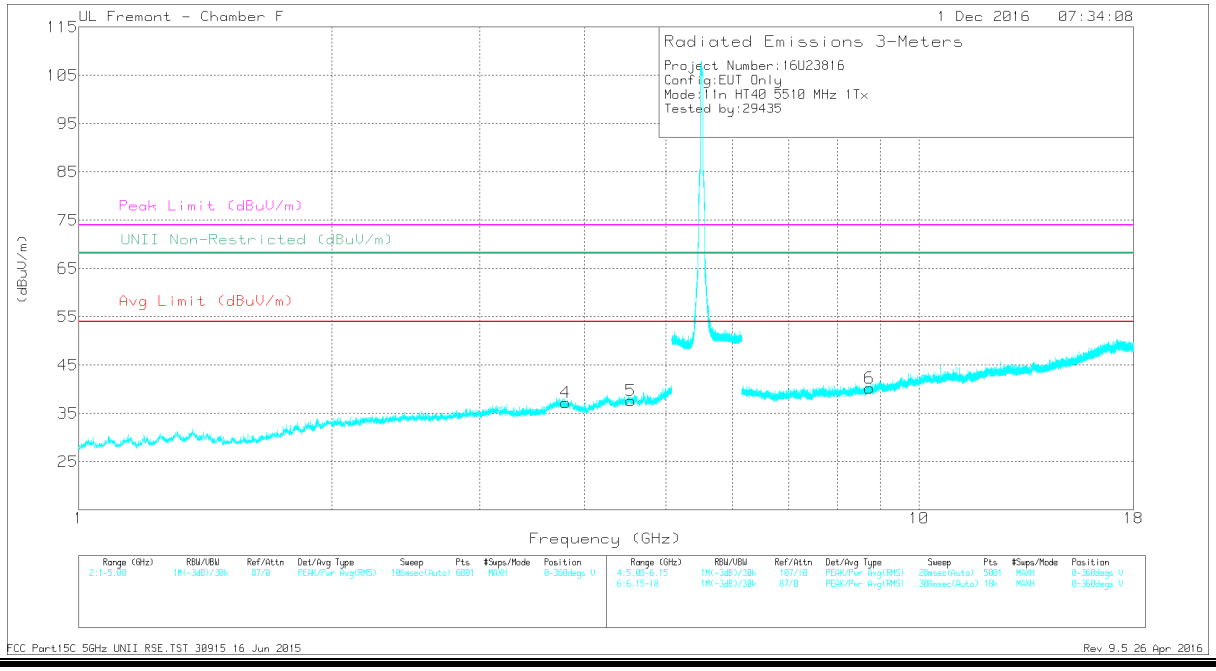

This report shall not be reproduced except in full, without the written approval of UL Verification Services Inc.

Marker	Frequency (GHz)	Meter Reading (dBuV)	Det	AF T344 (dB/m)	Amp/Cbl/ Fltr/Pad (dB)	DC Corr (dB)	Corrected Reading (dBuV/m)	Avg Limit (dBuV/m)	Margin (dB)	Peak Limit (dBuV/m)	PK Margin (dB)	UNII Non-Restricted (dBuV/m)	PK Margin (dB)	Azimuth (Degs)	Height (cm)	Polarity
1	* 3.741	39.11	PK-U	33.4	-29.2	0	43.31	-	-	74	-30.69	-	-	347	117	H
	* 3.743	28.03	ADR	33.4	-29.2	.11	32.34	54	-21.66	-	-	-	-	347	117	H
2	* 4.242	36.74	PK-U	33.7	-26.7	0	43.74	-	-	74	-30.26	-	-	353	130	H
	* 4.239	26.5	ADR	33.7	-26.8	.11	33.51	54	-20.49	-	-	-	-	353	130	H
3	* 7.434	36.2	PK-U	35.6	-26.1	0	45.7	-	-	74	-28.3	-	-	268	248	H
	* 7.436	25.75	ADR	35.6	-26.1	.11	35.36	54	-18.64	-	-	-	-	268	248	H
4	* 3.802	39.71	PK-U	33.4	-29.2	0	43.91	-	-	74	-30.09	-	-	35	194	V
	* 3.8	28.22	ADR	33.4	-29.3	.11	32.43	54	-21.57	-	-	-	-	35	194	V
5	* 4.538	37.95	PK-U	34	-27.9	0	44.05	-	-	74	-29.95	-	-	174	229	V
	* 4.54	27.66	ADR	34	-28	.11	33.77	54	-20.23	-	-	-	-	174	229	V
6	8.734	28.03	Pk	35.9	-23.7	0	40.23	-	-	-	-	68.2	-27.97	0-360	100	V

* - indicates frequency in CFR47 Pt 15 / IC RSS-Restricted Band
PK-U - U-NII: Maximum Peak
ADR - U-NII AD primary method, RMS average

UL VERIFICATION SERVICES INC. FORM NO: CCSUP4701J
47173 BENICIA STREET, FREMONT, CA 94538, USA TEL: (510) 771-1000 FAX: (510) 661-0888
This report shall not be reproduced except in full, without the written approval of UL Verification Services Inc.

MID CHANNEL HORIZONTAL

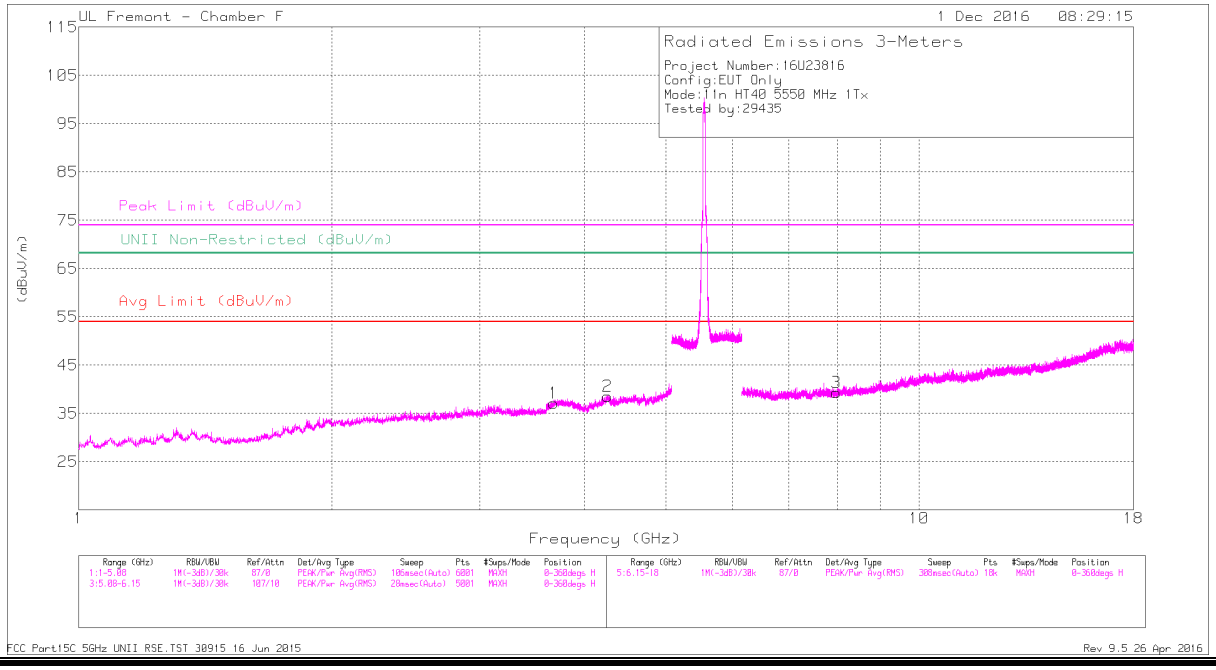

MID CHANNEL VERTICAL

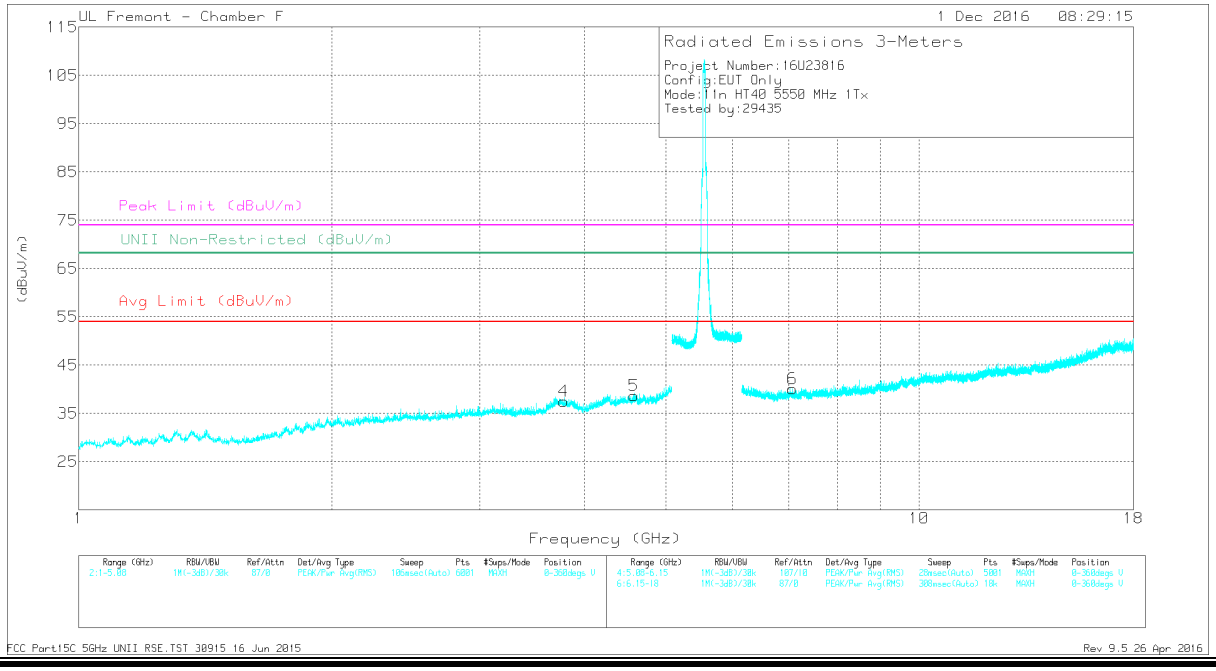

This report shall not be reproduced except in full, without the written approval of UL Verification Services Inc.

Marker	Frequency (GHz)	Meter Reading (dBuV)	Det	AF T344 (dB/m)	Amp/Cbl/Fltr/Pad (dB)	DC Corr (dB)	Corrected Reading (dBuV/m)	Avg Limit (dBuV/m)	Margin (dB)	Peak Limit (dBuV/m)	PK Margin (dB)	UNII Non-Restricted (dBuV/m)	PK Margin (dB)	Azimuth (Degs)	Height (cm)	Polarity
1	* 3.674	38.74	PK-U	33.3	-29	0	43.04	-	-	74	-30.96	-	-	5	131	H
	* 3.676	27.85	ADR	33.3	-29	.11	32.26	54	-21.74	-	-	-	-	5	131	H
2	* 4.256	37.1	PK-U	33.7	-26.5	0	44.3	-	-	74	-29.7	-	-	124	138	H
	* 4.257	26.71	ADR	33.7	-26.5	.11	34.02	54	-19.98	-	-	-	-	124	138	H
3	7.977	29.19	Pk	35.8	-25.6	0	39.39	-	-	-	-	68.2	-28.81	0-360	100	H
4	* 3.778	38.64	PK-U	33.4	-29.4	0	42.64	-	-	74	-31.36	-	-	142	119	V
	* 3.78	28.15	ADR	33.4	-29.4	.11	32.26	54	-21.74	-	-	-	-	142	119	V
5	* 4.576	38.32	PK-U	34.1	-28.4	0	44.02	-	-	74	-29.98	-	-	304	248	V
	* 4.578	27.83	ADR	34.1	-28.3	.11	33.74	54	-20.26	-	-	-	-	304	248	V
6	7.071	30.44	Pk	35.6	-25.9	0	40.14	-	-	-	-	68.2	-28.06	0-360	100	V

* - indicates frequency in CFR47 Pt 15 / IC RSS-Restricted Band
PK-U - U-NII: Maximum Peak
ADR - U-NII AD primary method, RMS average

UL VERIFICATION SERVICES INC. FORM NO: CCSUP4701J
47173 BENICIA STREET, FREMONT, CA 94538, USA TEL: (510) 771-1000 FAX: (510) 661-0888
This report shall not be reproduced except in full, without the written approval of UL Verification Services Inc.

HIGH CHANNEL HORIZONTAL

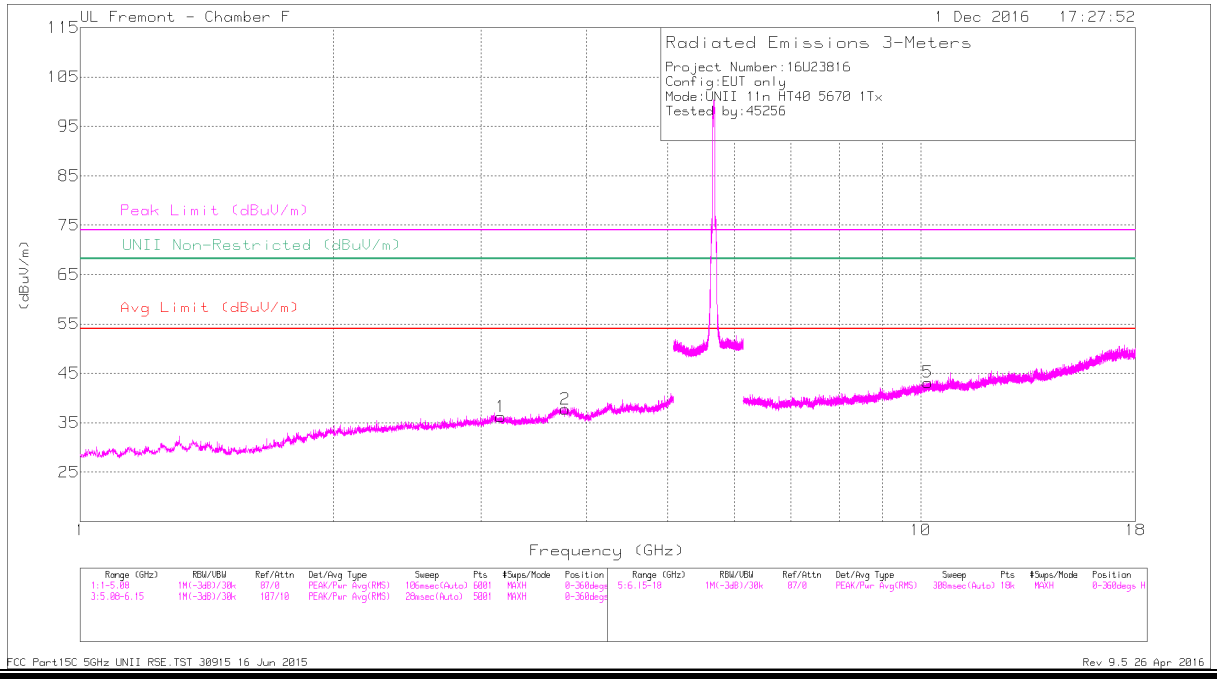

HIGH CHANNEL VERTICAL

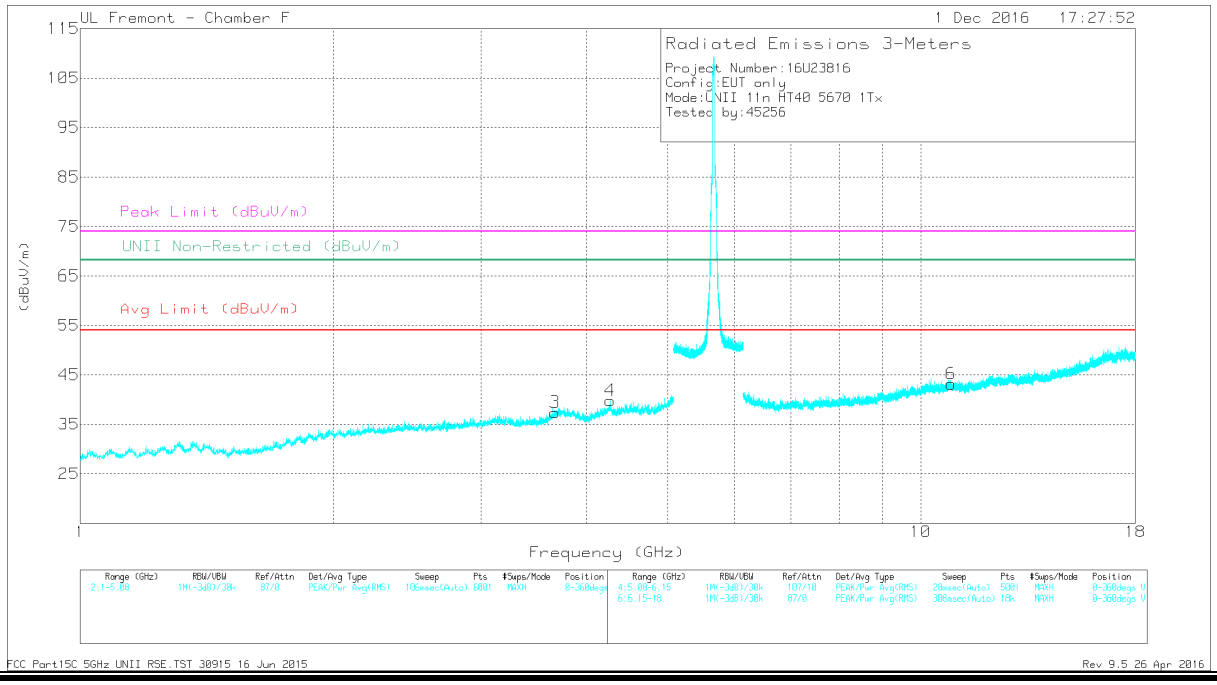

This report shall not be reproduced except in full, without the written approval of UL Verification Services Inc.

Marker	Frequency (GHz)	Meter Reading (dBuV)	Det	AF T344 (dB/m)	Amp/Cbl/ Fltr/Pad (dB)	DC Corr (dB)	Corrected Reading (dBuV/m)	Avg Limit (dBuV/m)	Margin (dB)	Peak Limit (dBuV/m)	PK Margin (dB)	UNII Non-Restricted (dBuV/m)	PK Margin (dB)	Azimuth (Degs)	Height (cm)	Polarity
1	3.165	40.45	PK-U	33.2	-29.8	0	43.85	-	-	-	-	68.2	-24.35	95	368	H
2	* 3.776	38.96	PK-U	33.4	-29.4	0	42.96	-	-	74	-31.04	-	-	184	101	H
	* 3.775	28.29	ADR	33.4	-29.4	.11	32.4	54	-21.6	-	-	-	-	184	101	H
3	* 3.669	38.71	PK-U	33.2	-29	0	42.91	-	-	74	-31.09	-	-	230	211	V
	* 3.67	27.68	ADR	33.2	-29	.11	31.99	54	-22.01	-	-	-	-	230	211	V
4	* 4.27	37.66	PK-U	33.7	-26.5	0	44.86	-	-	74	-29.14	-	-	238	386	V
	* 4.271	26.85	ADR	33.7	-26.6	.11	34.06	54	-19.94	-	-	-	-	238	386	V
5	10.192	33.8	PK-U	37.2	-21.5	0	49.5	-	-	-	-	68.2	-18.7	223	122	H
6	* 10.866	33.27	PK-U	37.8	-22	0	49.07	-	-	74	-24.93	-	-	166	222	V
	* 10.866	23.1	ADR	37.8	-22	.11	39.01	54	-14.99	-	-	-	-	166	222	V

* - indicates frequency in CFR47 Pt 15 / IC RSS-Restricted Band
PK-U - U-NII: Maximum Peak
ADR - U-NII AD primary method, RMS average

This report shall not be reproduced except in full, without the written approval of UL Verification Services Inc.

9.2.28. 11ac HT40 ANTENNA B SISO STRADDLE CHANNEL 142

HARMONICS AND SPURIOUS EMISSIONS

LOW CHANNEL HORIZONTAL

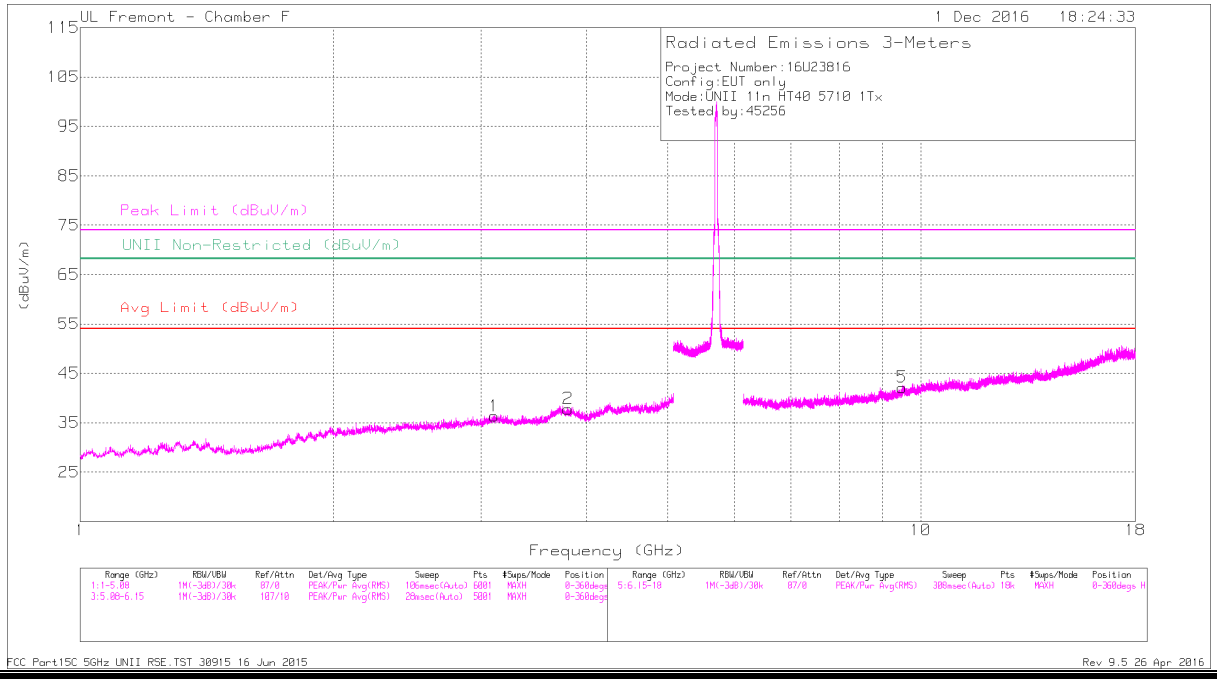

LOW CHANNEL VERTICAL

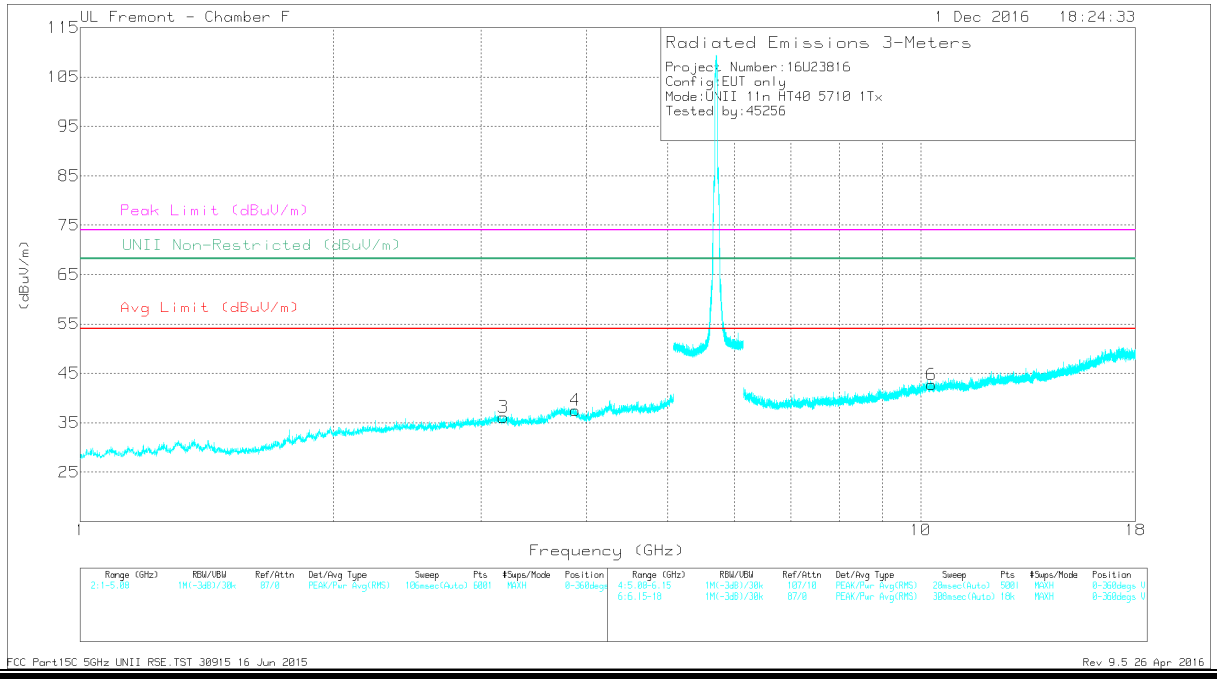

This report shall not be reproduced except in full, without the written approval of UL Verification Services Inc.

Marker	Frequency (GHz)	Meter Reading (dBuV)	Det	AF T344 (dB/m)	Amp/Cbl/ Fltr/Pad (dB)	DC Corr (dB)	Corrected Reading (dBuV/m)	Avg Limit (dBuV/m)	Margin (dB)	Peak Limit (dBuV/m)	PK Margin (dB)	UNII Non-Restricted (dBuV/m)	PK Margin (dB)	Azimuth (Degs)	Height (cm)	Polarity
1	3.109	39.6	PK-U	33.2	-29.1	0	43.7	-	-	-	-	68.2	-24.5	51	400	H
2	* 3.806	39.19	PK-U	33.4	-29.2	0	43.39	-	-	74	-30.61	-	-	103	219	H
	* 3.803	28.01	ADR	33.4	-29.2	.11	32.32	54	-21.68	-	-	-	-	103	219	H
3	3.189	40.1	PK-U	33.2	-30	0	43.3	-	-	-	-	68.2	-24.9	158	136	V
4	* 3.881	38.67	PK-U	33.4	-28.7	0	43.37	-	-	74	-30.63	-	-	313	291	V
	* 3.884	27.71	ADR	33.4	-28.8	.11	32.42	54	-21.58	-	-	-	-	313	291	V
5	* 9.413	33.31	PK-U	36.4	-22.6	0	47.11	-	-	74	-26.89	-	-	266	132	H
	* 9.433	24	ADR	36.4	-22.6	.11	37.91	54	-16.09	-	-	-	-	266	132	H
6	10.3	33.46	PK-U	37.3	-21.6	0	49.16	-	-	-	-	68.2	-19.04	76	214	V

* - indicates frequency in CFR47 Pt 15 / IC RSS-Restricted Band
PK-U - U-NII: Maximum Peak
ADR - U-NII AD primary method, RMS average

This report shall not be reproduced except in full, without the written approval of UL Verification Services Inc.

9.2.29. 11n HT40 2TX CDD MIMO MODE IN THE 5.6GHz BAND

RESTRICTED BANDEDGE (LOW CHANNEL)

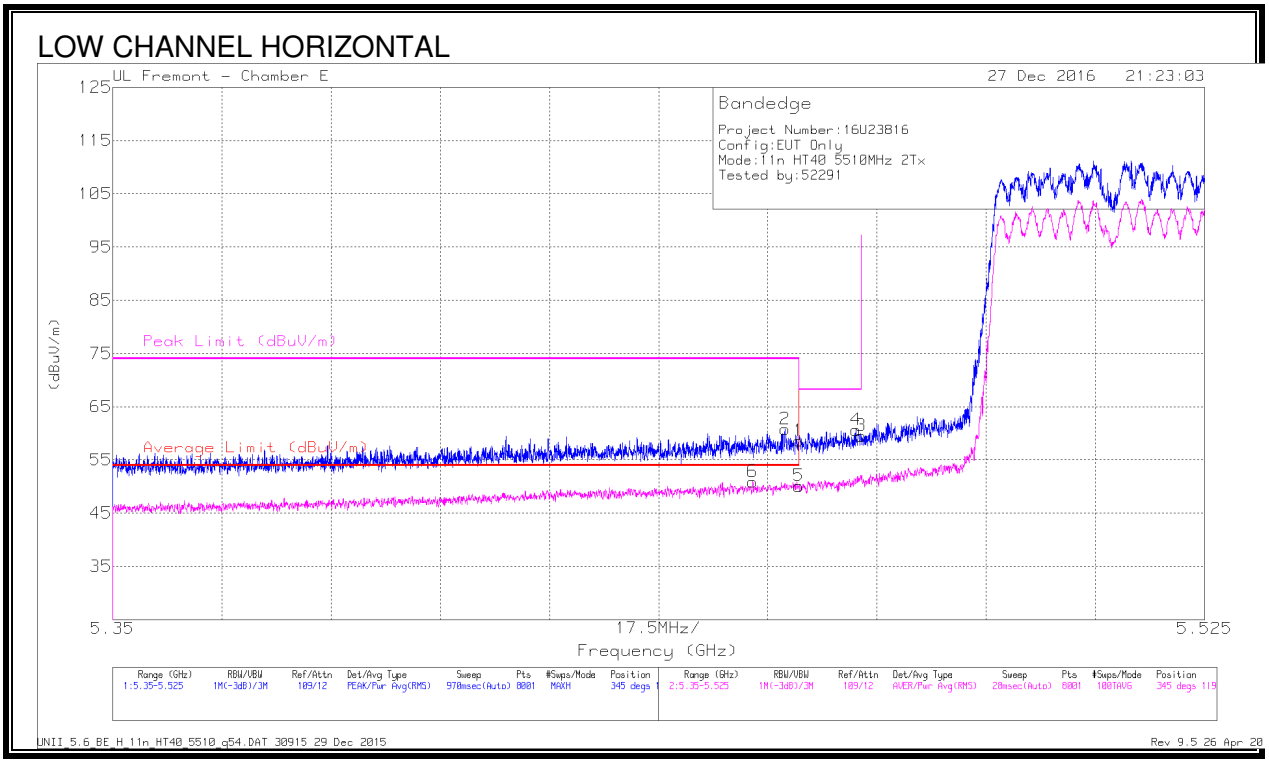

Marker	Frequency (GHz)	Meter Reading (dBuV)	Det	AF T711 (dB/m)	Amp/Cbl/Fltr/Pad (dB)	DC Corr (dB)	Corrected Reading (dBuV/m)	Average Limit (dBuV/m)	Margin (dB)	Peak Limit (dBuV/m)	PK Margin (dB)	Azimuth (Degs)	Height (cm)	Polarity
1	* 5.46	43.45	Pk	34.4	-19.3	0	58.55	-	-	74	-15.45	345	119	H
2	* 5.458	45.77	Pk	34.4	-19.4	0	60.77	-	-	74	-13.23	345	119	H
3	5.47	44.52	Pk	34.4	-19.4	0	59.52	-	-	68.2	-8.68	345	119	H
4	5.469	45.62	Pk	34.4	-19.4	0	60.62	-	-	68.2	-7.58	345	119	H
5	* 5.46	34.99	RMS	34.4	-19.3	.1	50.19	54	-3.81	-	-	345	119	H
6	* 5.453	35.8	RMS	34.4	-19.3	.1	51	54	-3	-	-	345	119	H

* - indicates frequency in CFR47 Pt 15 / IC RSS-Restricted Band
Pk - Peak detector
RMS - RMS detection

This report shall not be reproduced except in full, without the written approval of UL Verification Services Inc.

LOW CHANNEL VERTICAL

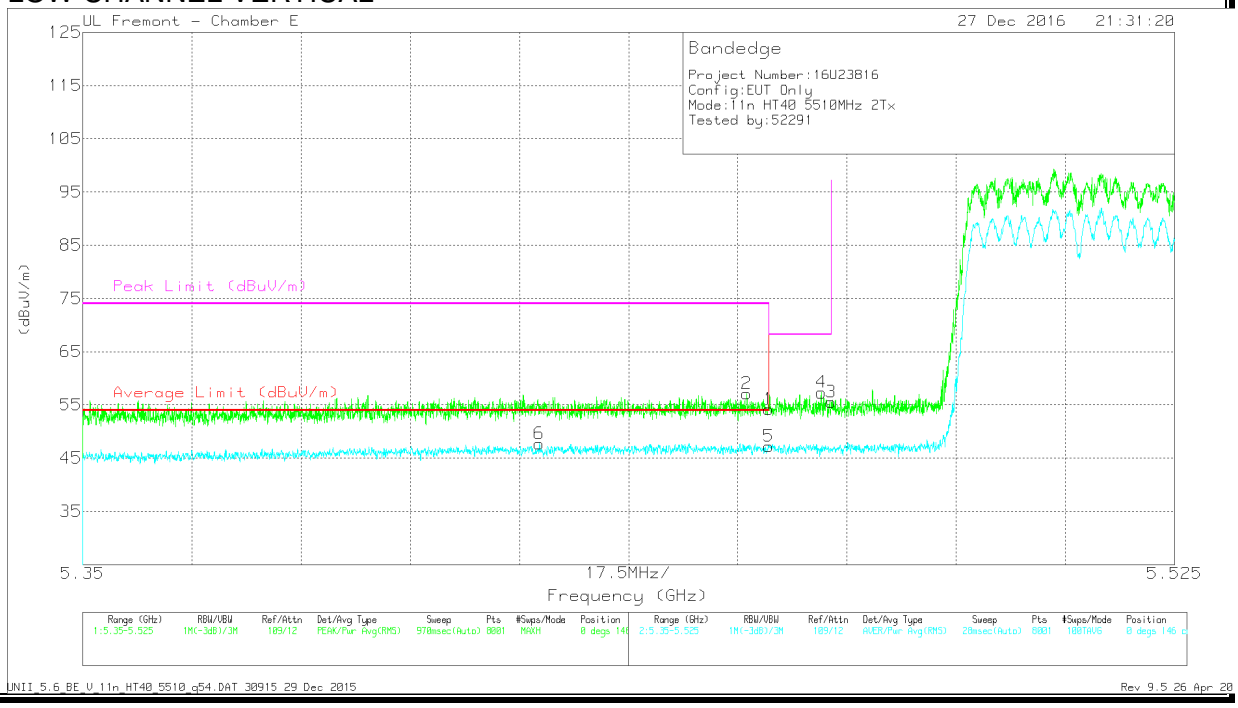

Marker	Frequency (GHz)	Meter Reading (dBuV)	Det	AF T711 (dB/m)	Amp/Cbl/Fltr/Pad (dB)	DC Corr (dB)	Corrected Reading (dBuV/m)	Average Limit (dBuV/m)	Margin (dB)	Peak Limit (dBuV/m)	PK Margin (dB)	Azimuth (Degs)	Height (cm)	Polarity
1	* 5.46	39.08	Pk	34.4	-19.3	0	54.18	-	-	74	-19.82	0	146	V
2	* 5.456	42.09	Pk	34.4	-19.4	0	57.09	-	-	74	-16.91	0	146	V
3	5.47	40.5	Pk	34.4	-19.4	0	55.5	-	-	68.2	-12.7	0	146	V
4	5.468	42.42	Pk	34.4	-19.5	0	57.32	-	-	68.2	-10.88	0	146	V
5	* 5.46	32.09	RMS	34.4	-19.3	.1	47.29	54	-6.71	-	-	0	146	V
6	* 5.423	32.48	RMS	34.4	-19.2	.1	47.78	54	-6.22	-	-	0	146	V

* - indicates frequency in CFR47 Pt 15 / IC RSS-Restricted Band
Pk - Peak detector
RMS - RMS detection

This report shall not be reproduced except in full, without the written approval of UL Verification Services Inc.

AUTHORIZED BANDEDGE (HIGH CHANNEL)

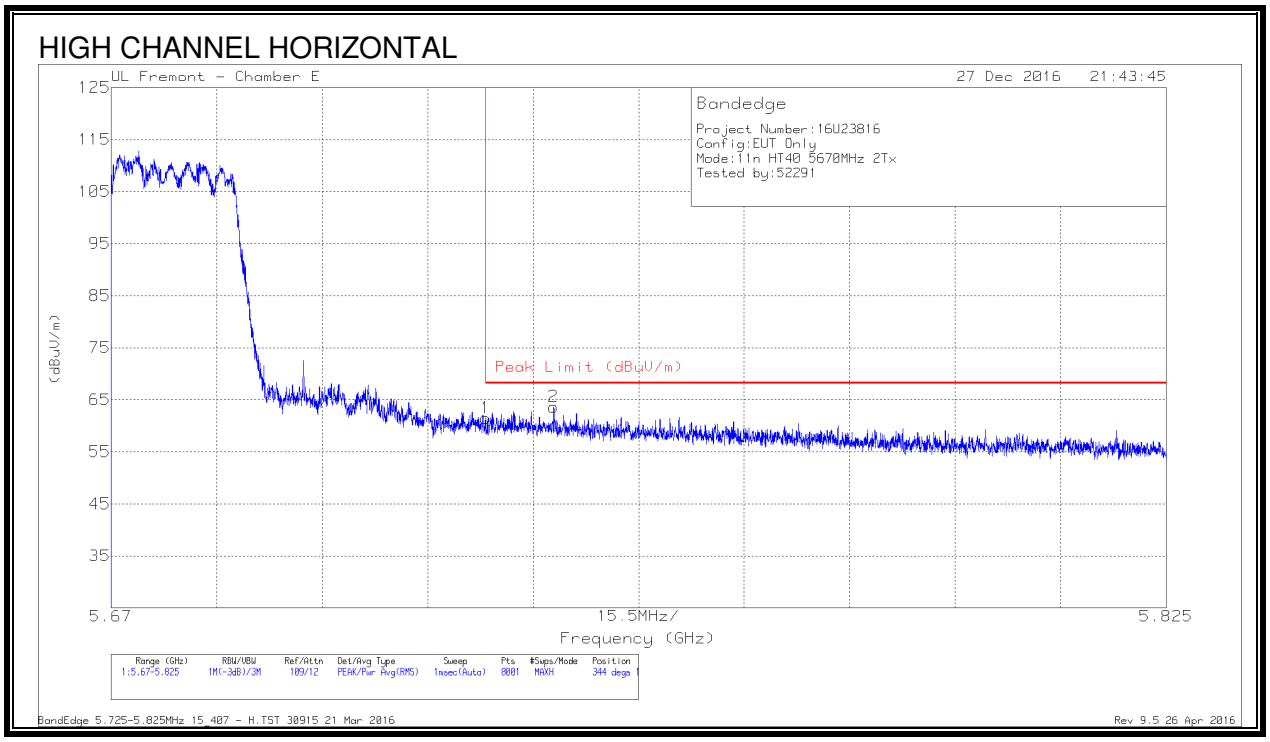

Marker	Frequency (GHz)	Meter Reading (dBuV)	Det	AF T711 (dB/m)	Amp/Cbl/Fltr/Pad (dB)	DC Corr (dB)	Corrected Reading (dBuV/m)	Peak Limit (dBuV/m)	PK Margin (dB)	Azimuth (Degs)	Height (cm)	Polarity
1	5.725	46.19	Pk	34.9	-19.6	0	61.49	68.2	-6.71	344	117	H
2	5.735	48.25	Pk	34.9	-19.5	0	63.65	68.2	-4.55	344	117	H

Pk - Peak detector

This report shall not be reproduced except in full, without the written approval of UL Verification Services Inc.

HIGH CHANNEL VERTICAL

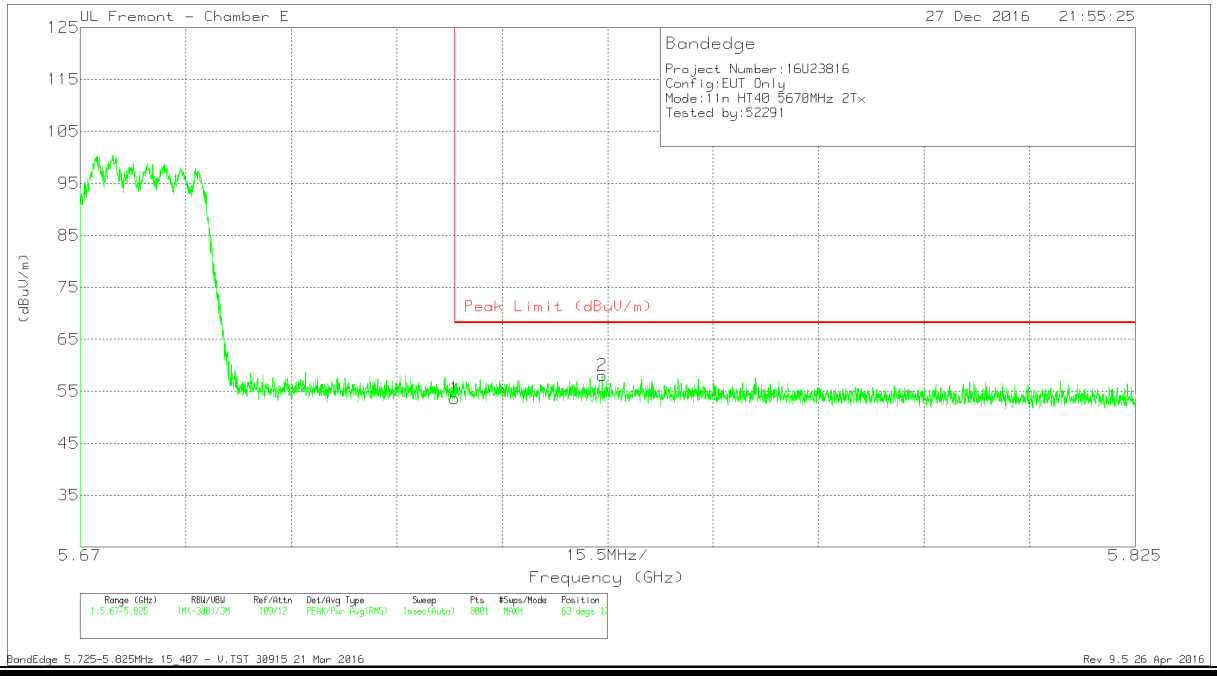

Marker	Frequency (GHz)	Meter Reading (dBuV)	Det	AF T711 (dB/m)	Amp/Cbl/Fltr/Pad (dB)	DC Corr (dB)	Corrected Reading (dBuV/m)	Peak Limit (dBuV/m)	PK Margin (dB)	Azimuth (Degs)	Height (cm)	Polarity
1	5.725	38.32	Pk	34.9	-19.6	0	53.62	68.2	-14.58	63	128	V
2	5.747	42.66	Pk	34.9	-19.5	0	58.06	68.2	-10.14	63	128	V

Pk - Peak detector

UL VERIFICATION SERVICES INC. FORM NO: CCSUP4701J
47173 BENICIA STREET, FREMONT, CA 94538, USA TEL: (510) 771-1000 FAX: (510) 661-0888
This report shall not be reproduced except in full, without the written approval of UL Verification Services Inc.

HARMONICS AND SPURIOUS EMISSIONS

LOW CHANNEL HORIZONTAL

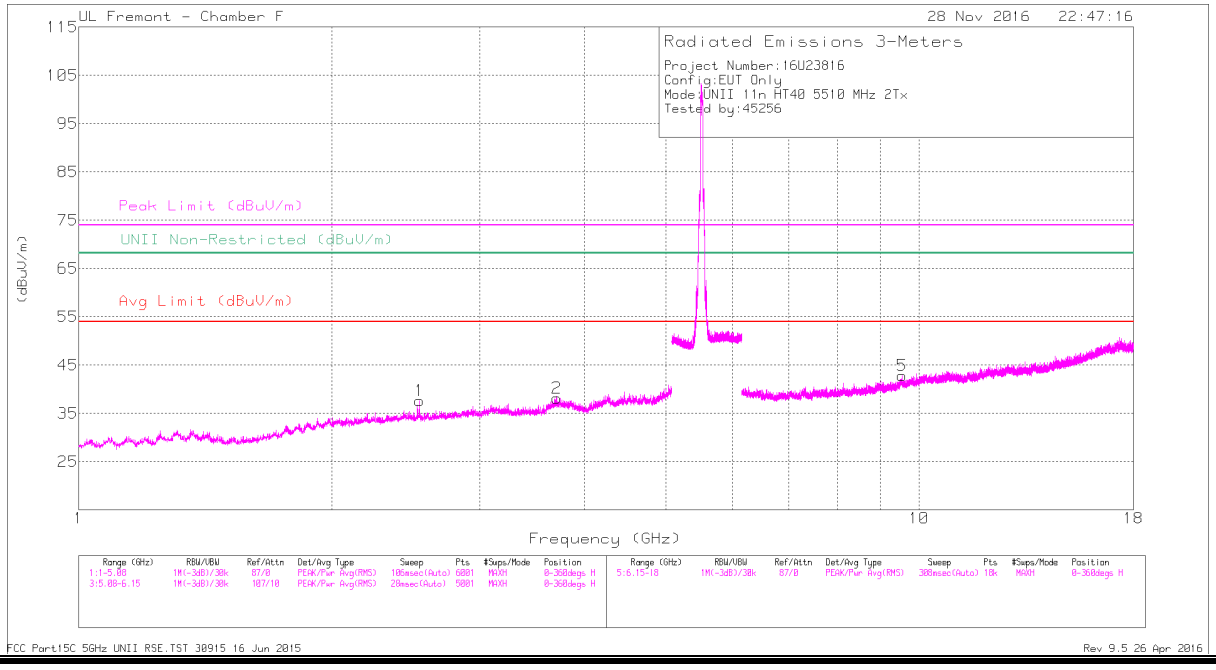

LOW CHANNEL VERTICAL

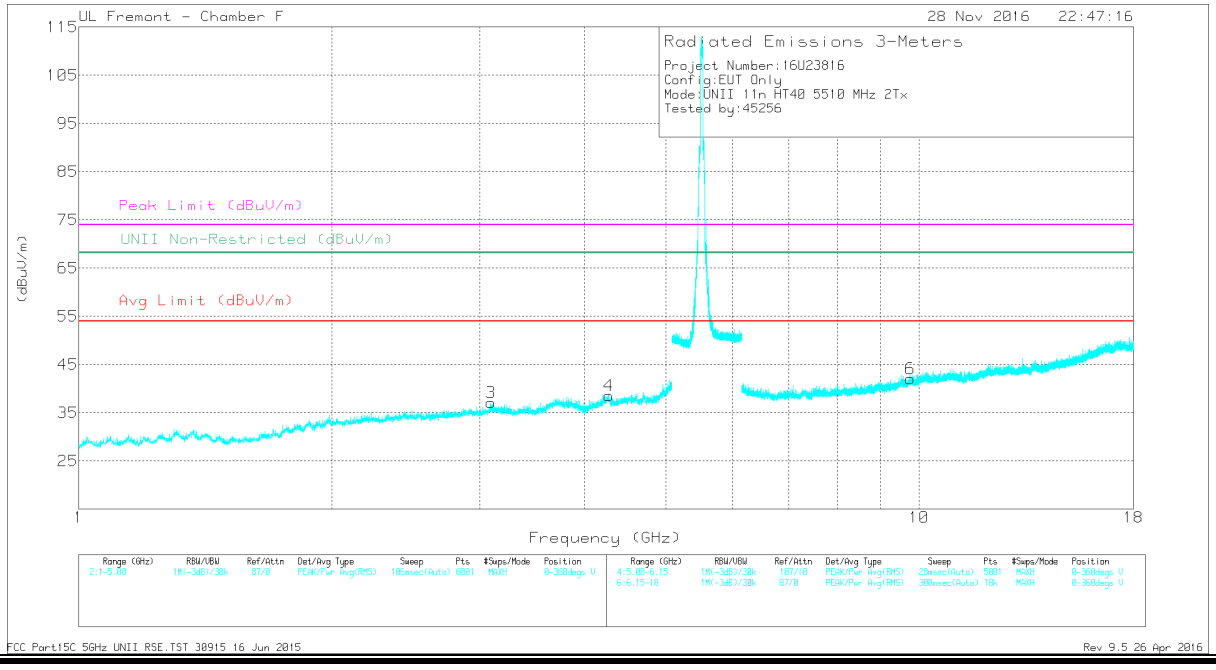

This report shall not be reproduced except in full, without the written approval of UL Verification Services Inc.

Marker	Frequency (GHz)	Meter Reading (dBuV)	Det	AF T344 (dB/m)	Amp/Cbl/ Fltr/Pad (dB)	DC Corr (dB)	Corrected Reading (dBuV/m)	Avg Limit (dBuV/m)	Margin (dB)	Peak Limit (dBuV/m)	PK Margin (dB)	UNII Non-Restricted (dBuV/m)	PK Margin (dB)	Azimuth (Degs)	Height (cm)	Polarity
1	2.544	39.99	PK-U	32.2	-30.4	0	41.79	-	-	-	-	68.2	-26.41	136	358	H
2	* 3.707	37.85	PK-U	33.3	-29	0	42.15	-	-	74	-31.85	-	-	108	193	H
	* 3.705	27.66	ADR	33.3	-28.9	.1	32.16	54	-21.84	-	-	-	-	108	193	H
3	3.098	39.57	PK-U	33.2	-29.2	0	43.57	-	-	-	-	68.2	-24.63	159	128	V
4	* 4.275	37.37	PK-U	33.7	-26.6	0	44.47	-	-	74	-29.53	-	-	94	373	V
	* 4.271	26.72	ADR	33.7	-26.6	.1	33.92	54	-20.08	-	-	-	-	94	373	V
5	9.551	33.67	PK-U	36.5	-21.5	0	48.67	-	-	-	-	68.2	-19.53	207	297	H
6	9.768	33.65	PK-U	36.7	-21.4	0	48.95	-	-	-	-	68.2	-19.25	102	337	V

* - indicates frequency in CFR47 Pt 15 / IC RSS-Restricted Band
PK-U - U-NII: Maximum Peak
ADR - U-NII AD primary method, RMS average

This report shall not be reproduced except in full, without the written approval of UL Verification Services Inc.

MID CHANNEL HORIZONTAL

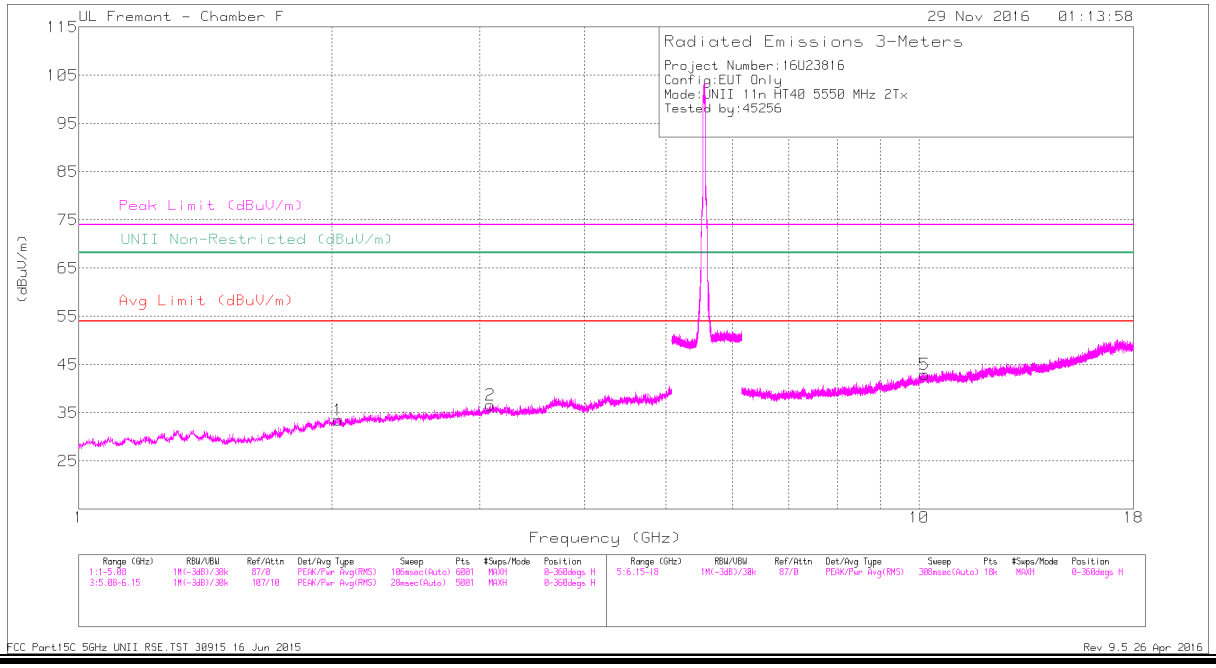

MID CHANNEL VERTICAL

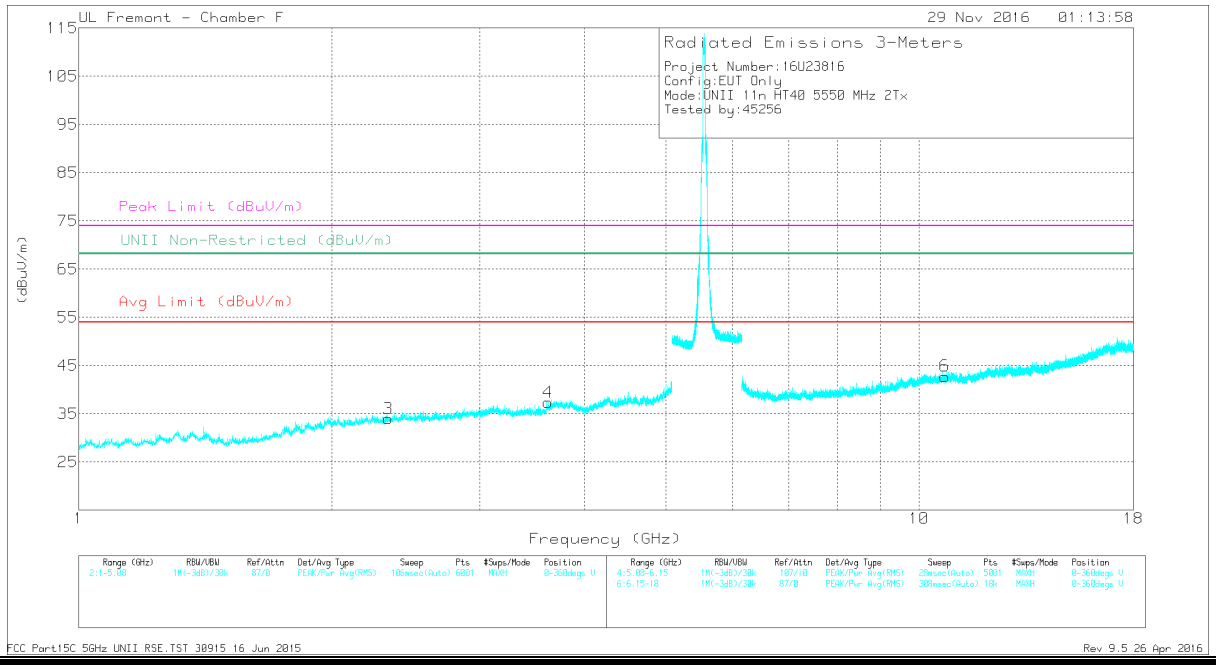

This report shall not be reproduced except in full, without the written approval of UL Verification Services Inc.

Marker	Frequency (GHz)	Meter Reading (dBuV)	Det	AF T344 (dB/m)	Amp/Cbl/ Fltr/Pad (dB)	DC Corr (dB)	Corrected Reading (dBuV/m)	Avg Limit (dBuV/m)	Margin (dB)	Peak Limit (dBuV/m)	PK Margin (dB)	UNII Non-Restricted (dBuV/m)	PK Margin (dB)	Azimuth (Degs)	Height (cm)	Polarity
1	2.036	40.75	PK-U	31.5	-30.9	0	41.35	-	-	-	-	68.2	-26.85	18	142	H
2	3.088	39.7	PK-U	33.1	-29.3	0	43.5	-	-	-	-	68.2	-24.7	345	238	H
3	* 2.336	40.52	PK-U	31.9	-30.2	0	42.22	-	-	74	-31.78	-	-	128	141	V
	* 2.334	28.73	ADR	31.9	-30.2	.1	30.53	54	-23.47	-	-	-	-	128	141	V
4	* 3.621	38.22	PK-U	33.1	-29.5	0	41.82	-	-	74	-32.18	-	-	353	247	V
	* 3.618	27.74	ADR	33.1	-29.5	.1	31.44	54	-22.56	-	-	-	-	353	247	V
5	10.16	33.51	PK-U	37.2	-21.5	0	49.21	-	-	-	-	68.2	-18.99	126	280	H
6	* 10.732	33.32	PK-U	37.7	-22	0	49.02	-	-	74	-24.98	-	-	146	118	V
	* 10.732	23.07	ADR	37.7	-22	.1	38.87	54	-15.13	-	-	-	-	146	118	V

* - indicates frequency in CFR47 Pt 15 / IC RSS-Restricted Band
PK-U - U-NII: Maximum Peak
ADR - U-NII AD primary method, RMS average

This report shall not be reproduced except in full, without the written approval of UL Verification Services Inc.

HIGH CHANNEL HORIZONTAL

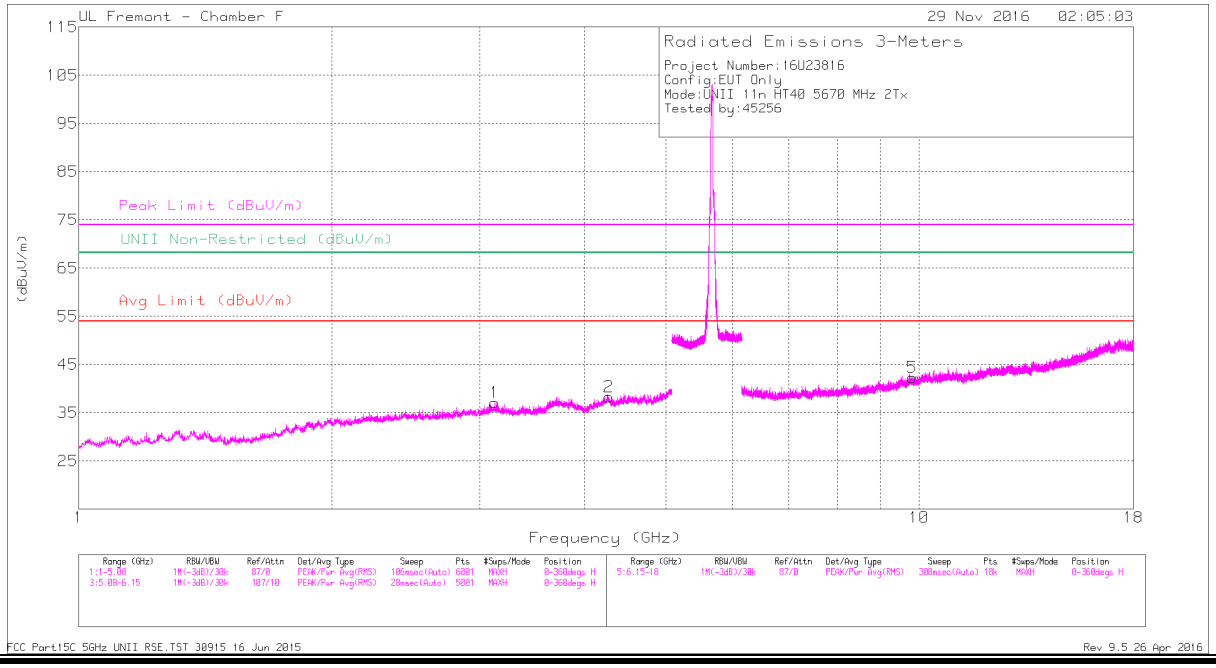

HIGH CHANNEL VERTICAL

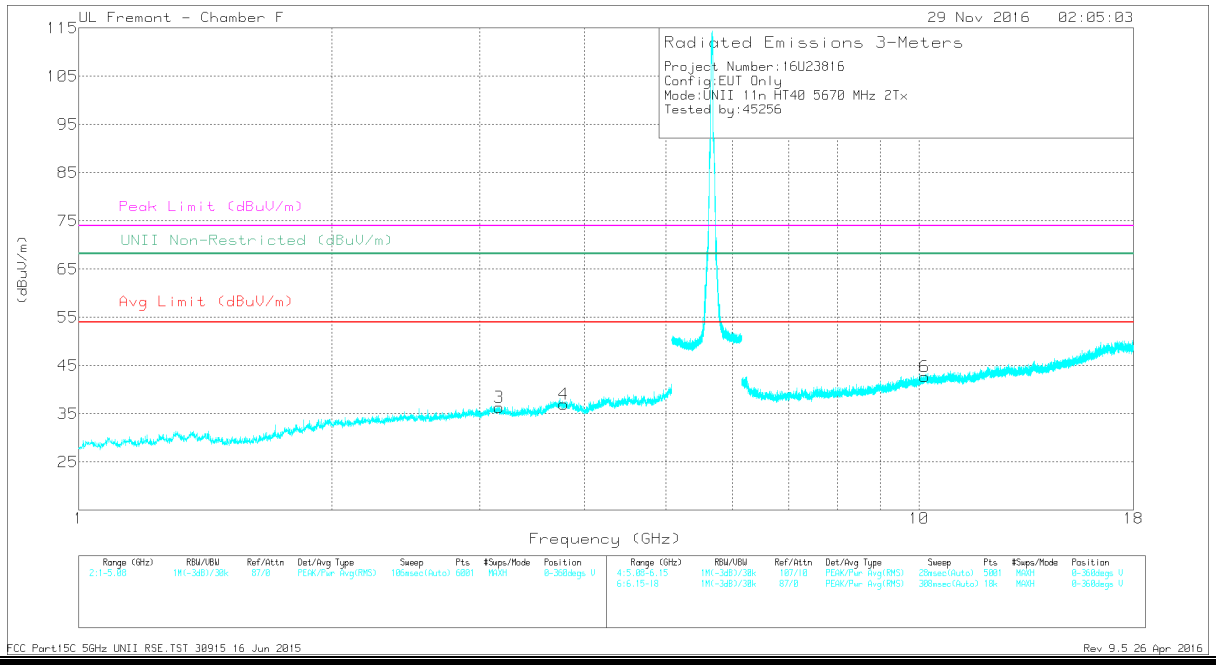

This report shall not be reproduced except in full, without the written approval of UL Verification Services Inc.

Marker	Frequency (GHz)	Meter Reading (dBuV)	Det	AF T344 (dB/m)	Amp/Cbl/ Fltr/Pad (dB)	DC Corr (dB)	Corrected Reading (dBuV/m)	Avg Limit (dBuV/m)	Margin (dB)	Peak Limit (dBuV/m)	PK Margin (dB)	UNII Non-Restricted (dBuV/m)	PK Margin (dB)	Azimuth (Degs)	Height (cm)	Polarity
1	3.128	39.2	PK-U	33.2	-29.3	0	43.1	-	-	-	-	68.2	-25.1	109	383	H
2	* 4.273	37.67	PK-U	33.7	-26.6	0	44.77	-	-	74	-29.23	-	-	282	341	H
	* 4.274	26.59	ADR	33.7	-26.6	.1	33.79	54	-20.21	-	-	-	-	282	341	H
3	3.162	40.08	PK-U	33.2	-29.7	0	43.58	-	-	-	-	68.2	-24.62	239	158	V
4	* 3.779	38.84	PK-U	33.4	-29.4	0	42.84	-	-	74	-31.16	-	-	350	125	V
	* 3.777	27.94	ADR	33.4	-29.4	.1	32.04	54	-21.96	-	-	-	-	350	125	V
5	9.817	33.55	PK-U	36.8	-21.5	0	48.85	-	-	-	-	68.2	-19.35	252	116	H
6	10.16	33.37	PK-U	37.2	-21.5	0	49.07	-	-	-	-	68.2	-19.13	98	241	V

* - indicates frequency in CFR47 Pt 15 / IC RSS-Restricted Band
PK-U - U-NII: Maximum Peak
ADR - U-NII AD primary method, RMS average

This report shall not be reproduced except in full, without the written approval of UL Verification Services Inc.

9.2.30. 11ac HT40 2TX CDD MIMO STRADDLE CHANNEL 142

HARMONICS AND SPURIOUS EMISSIONS

LOW CHANNEL HORIZONTAL

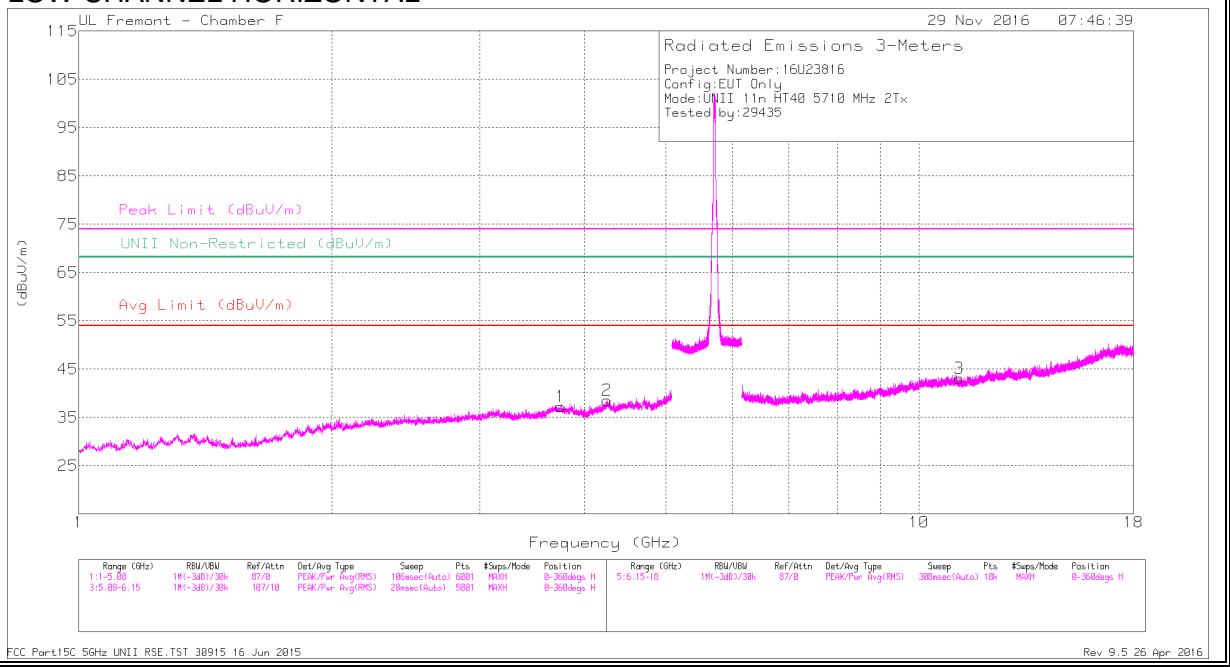

LOW CHANNEL VERTICAL

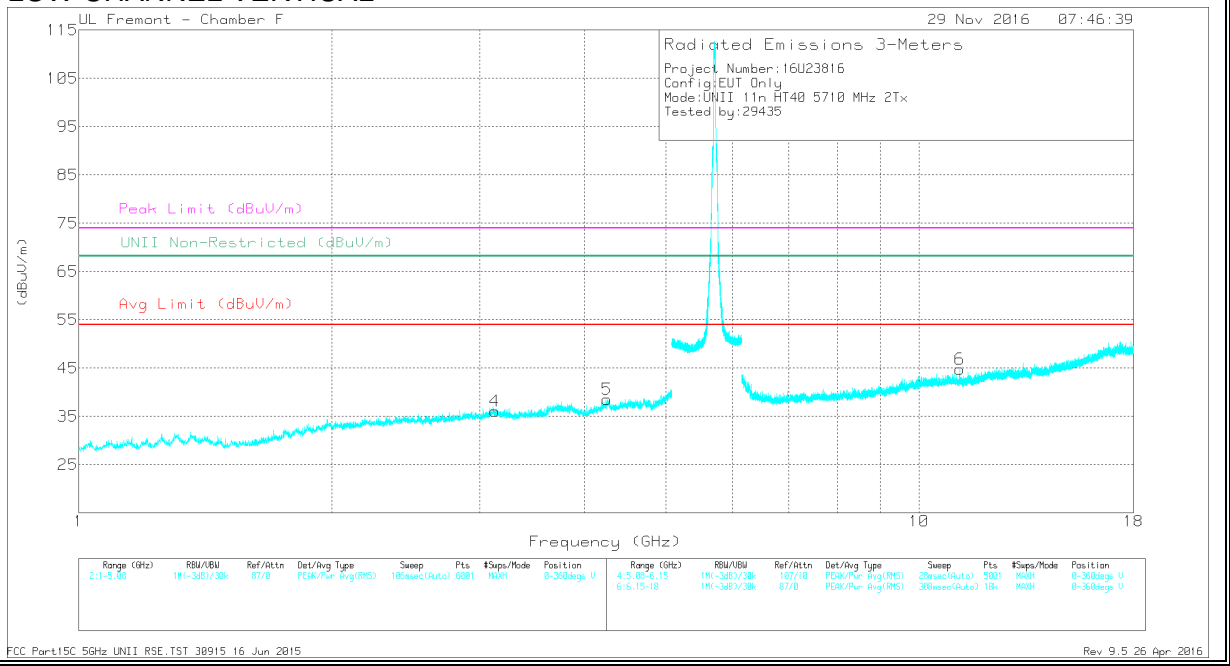

This report shall not be reproduced except in full, without the written approval of UL Verification Services Inc.

Marker	Frequency (GHz)	Meter Reading (dBuV)	Det	AF T344 (dB/m)	Amp/Cbl/ Fltr/Pad (dB)	DC Corr (dB)	Corrected Reading (dBuV/m)	Avg Limit (dBuV/m)	Margin (dB)	Peak Limit (dBuV/m)	PK Margin (dB)	UNII Non-Restricted (dBuV/m)	PK Margin (dB)	Azimuth (Degs)	Height (cm)	Polarity
1	* 3.741	39.47	PK-U	33.4	-29.2	0	43.67	-	-	74	-30.33	-	-	202	200	H
	* 3.743	27.74	ADR	33.4	-29.2	.1	31.94	54	-22.06	-	-	-	-	202	200	H
2	* 4.25	36.83	PK-U	33.7	-26.5	0	44.03	-	-	74	-29.97	-	-	104	104	H
	* 4.249	26.36	ADR	33.7	-26.6	.1	33.46	54	-20.54	-	-	-	-	104	104	H
3	* 11.166	33.65	PK-U	37.9	-22.1	0	49.45	-	-	74	-24.55	-	-	325	103	H
	* 11.165	22.92	ADR	37.9	-22.1	.1	38.72	54	-15.28	-	-	-	-	325	103	H
4	3.128	32.25	Pk	33.2	-29.3	0	36.15	-	-	-	-	68.2	-32.05	0-360	100	V
5	* 4.25	36.86	PK-U	33.7	-26.5	0	44.06	-	-	74	-29.94	-	-	225	215	V
	* 4.252	26.32	ADR	33.7	-26.5	.1	33.52	54	-20.48	-	-	-	-	225	215	V
6	* 11.183	34.05	PK-U	37.9	-21.8	0	50.15	-	-	74	-23.85	-	-	266	253	V
	* 11.186	22.86	ADR	37.9	-21.8	.1	38.96	54	-15.04	-	-	-	-	266	253	V

* - indicates frequency in CFR47 Pt 15 / IC RSS-Restricted Band
PK-U - U-NII: Maximum Peak
ADR - U-NII AD primary method, RMS average

This report shall not be reproduced except in full, without the written approval of UL Verification Services Inc.

9.2.31. 11ac HT80 ANTENNA A SISO MODE IN THE 5.6GHz BAND

RESTRICTED BANDEDGE (LOW CHANNEL)

LOW CHANNEL HORIZONTAL

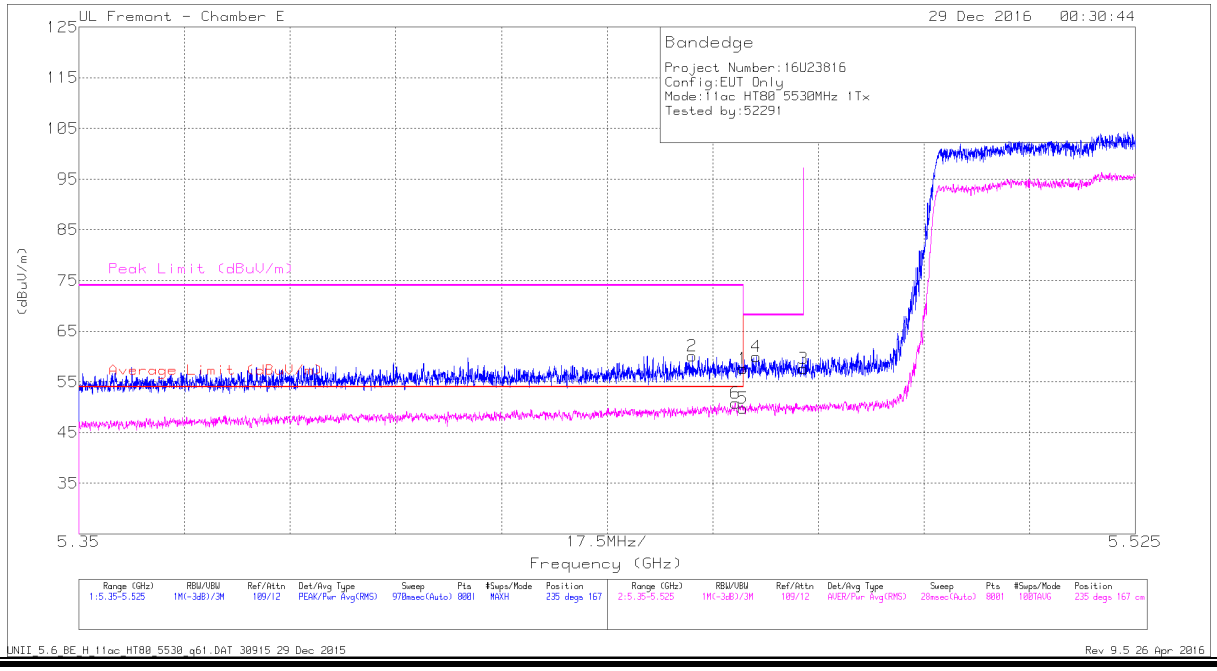

Marker	Frequency (GHz)	Meter Reading (dBuV)	Det	AF T711 (dB/m)	Amp/Cbl/Fltr/Pad (dB)	DC Corr (dB)	Corrected Reading (dBuV/m)	Average Limit (dBuV/m)	Margin (dB)	Peak Limit (dBuV/m)	PK Margin (dB)	Azimuth (Degs)	Height (cm)	Polarity
1	* 5.46	42.48	Pk	34.4	-19.3	0	57.58	-	-	74	-16.42	235	167	H
2	* 5.452	45.12	Pk	34.4	-19.4	0	60.12	-	-	74	-13.88	235	167	H
3	5.47	42.66	Pk	34.4	-19.4	0	57.66	-	-	68.2	-10.54	235	167	H
4	5.462	44.85	Pk	34.4	-19.3	0	59.95	-	-	68.2	-8.25	235	167	H
5	* 5.46	34.52	RMS	34.4	-19.3	.19	49.81	54	-4.19	-	-	235	167	H
6	* 5.459	35.49	RMS	34.4	-19.3	.19	50.78	54	-3.22	-	-	235	167	H

* - indicates frequency in CFR47 Pt 15 / IC RSS-Restricted Band
Pk - Peak detector
RMS - RMS detection

This report shall not be reproduced except in full, without the written approval of UL Verification Services Inc.

LOW CHANNEL VERTICAL

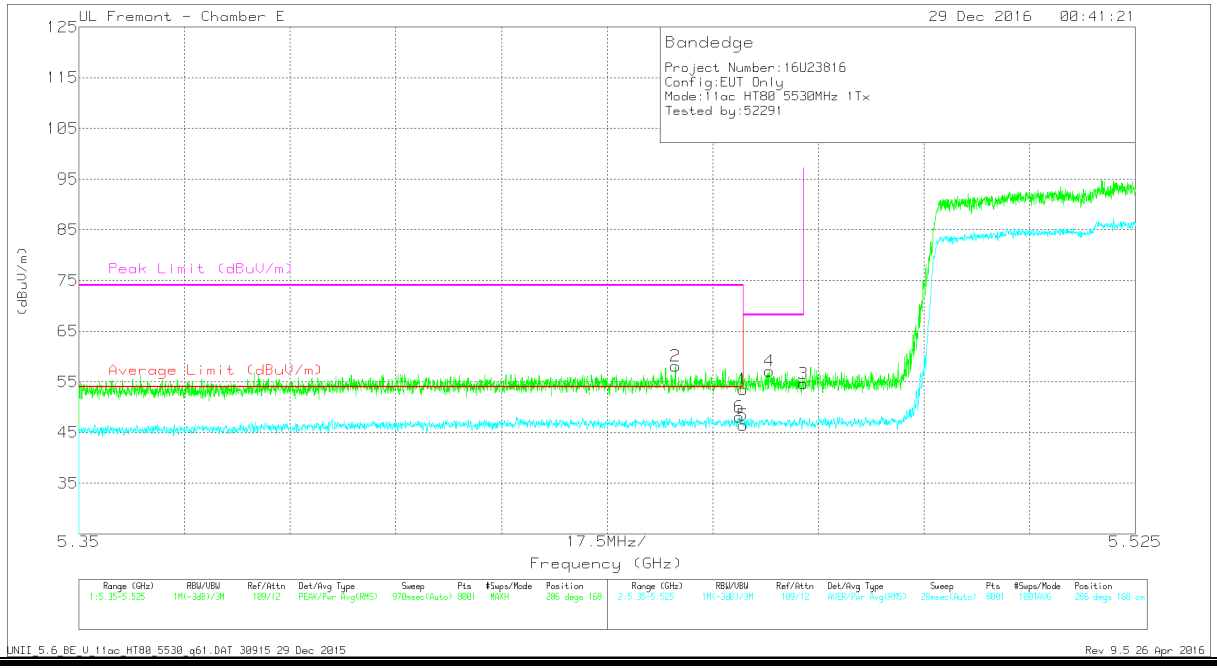

Marker	Frequency (GHz)	Meter Reading (dBuV)	Det	AF T711 (dB/m)	Amp/Cbl/Fltr/Pad (dB)	DC Corr (dB)	Corrected Reading (dBuV/m)	Average Limit (dBuV/m)	Margin (dB)	Peak Limit (dBuV/m)	PK Margin (dB)	Azimuth (Degs)	Height (cm)	Polarity
1	* 5.46	38.45	Pk	34.4	-19.3	0	53.55	-	-	74	-20.45	286	168	V
2	* 5.449	42.96	Pk	34.4	-19.3	0	58.06	-	-	74	-15.94	286	168	V
3	5.47	39.69	Pk	34.4	-19.4	0	54.69	-	-	68.2	-13.51	286	168	V
4	5.464	42.03	Pk	34.4	-19.3	0	57.13	-	-	68.2	-11.07	286	168	V
5	* 5.46	31.12	RMS	34.4	-19.3	.19	46.41	54	-7.59	-	-	286	168	V
6	* 5.459	32.81	RMS	34.4	-19.3	.19	48.1	54	-5.9	-	-	286	168	V

* - indicates frequency in CFR47 Pt 15 / IC RSS-Restricted Band
Pk - Peak detector
RMS - RMS detection

UL VERIFICATION SERVICES INC. FORM NO: CCSUP4701J
47173 BENICIA STREET, FREMONT, CA 94538, USA TEL: (510) 771-1000 FAX: (510) 661-0888
This report shall not be reproduced except in full, without the written approval of UL Verification Services Inc.

HARMONICS AND SPURIOUS EMISSIONS

LOW CHANNEL HORIZONTAL

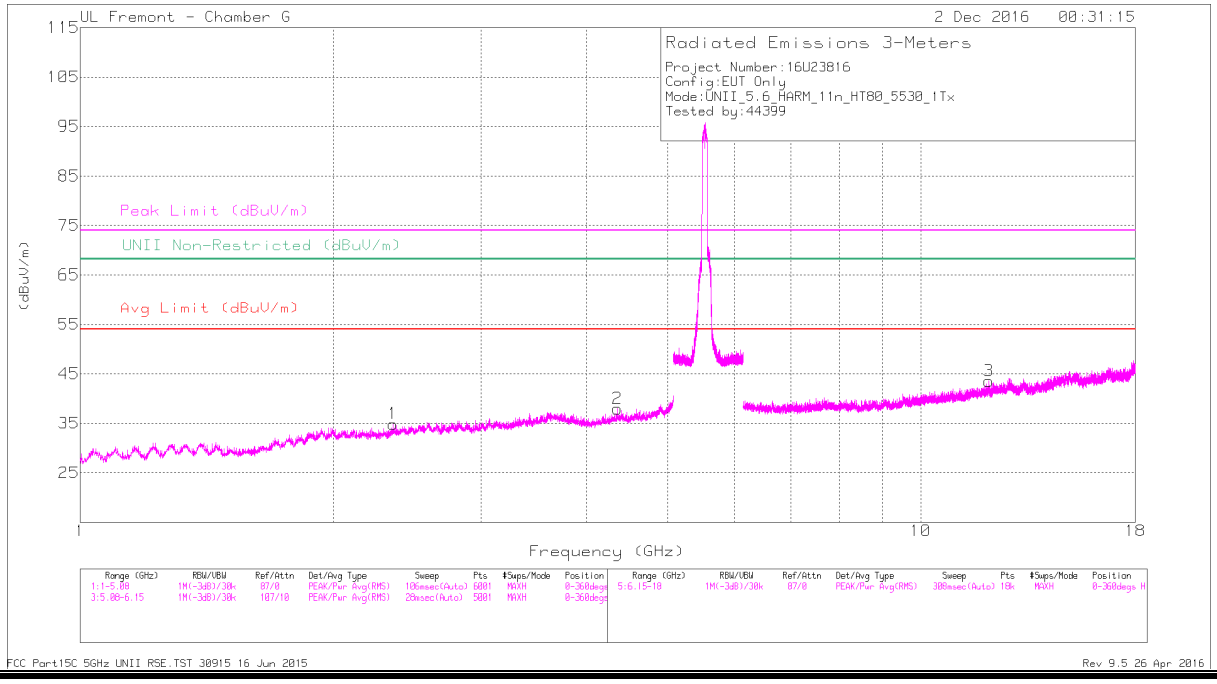

LOW CHANNEL VERTICAL

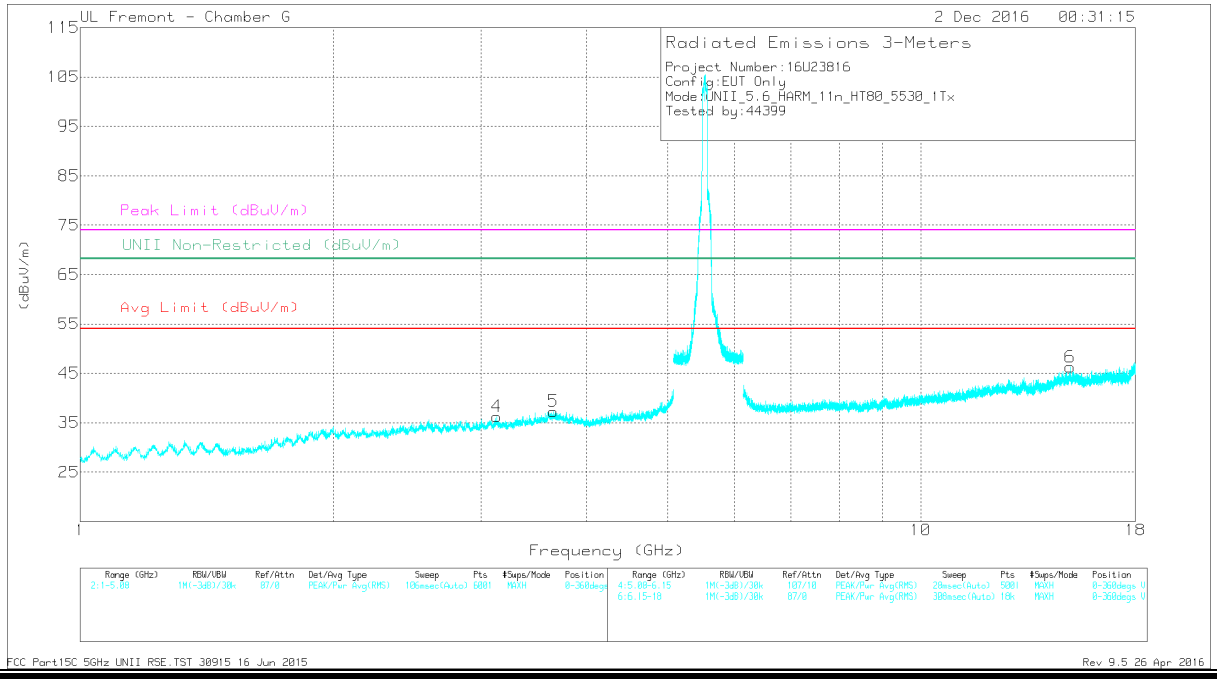

This report shall not be reproduced except in full, without the written approval of UL Verification Services Inc.

Marker	Frequency (GHz)	Meter Reading (dBuV)	Det	AF T136 (dB/m)	Amp/Cbl/ Fltr/Pad (dB)	DC Corr (dB)	Corrected Reading (dBuV/m)	Avg Limit (dBuV/m)	Margin (dB)	Peak Limit (dBuV/m)	PK Margin (dB)	UNII Non-Restricted (dBuV/m)	PK Margin (dB)	Azimuth (Degs)	Height (cm)	Polarity
1	* 2.355	42.76	PK-U	31.9	-33.3	0	41.36	-	-	74	-32.64	-	-	290	300	H
	* 2.357	31.92	ADR	31.9	-33.3	.2	30.72	54	-23.28	-	-	-	-	290	300	H
2	* 4.353	40.91	PK-U	34	-31.4	0	43.51	-	-	74	-30.49	-	-	228	223	H
	* 4.353	30.84	ADR	34	-31.4	.2	33.64	54	-20.36	-	-	-	-	228	223	H
3	* 12.047	36.07	PK-U	39	-25.7	0	49.37	-	-	74	-24.63	-	-	169	305	H
	* 12.047	25.43	ADR	39	-25.7	.2	38.93	54	-15.07	-	-	-	-	169	305	H
4	3.128	41.93	PK-U	32.9	-32	0	42.83	-	-	-	-	68.2	-25.37	299	321	V
	3.129	31.26	ADR	32.9	-32	.2	32.36	-	-	-	-	-	-	299	321	V
5	* 3.654	41.57	PK-U	34.1	-32.3	0	43.37	-	-	74	-30.63	-	-	338	223	V
	* 3.656	31.3	ADR	34.1	-32.3	.2	33.3	54	-20.7	-	-	-	-	338	223	V
6	15.06	26.31	ADR	40.3	-25.3	.2	41.51	-	-	-	-	-	-	247	162	V
	15.062	37.23	PK-U	40.3	-25.3	0	52.23	-	-	-	-	68.2	-15.97	247	162	V

* - indicates frequency in CFR47 Pt 15 / IC RSS-Restricted Band
PK-U - U-NII: Maximum Peak
ADR - U-NII AD primary method, RMS average

UL VERIFICATION SERVICES INC. FORM NO: CCSUP4701J
47173 BENICIA STREET, FREMONT, CA 94538, USA TEL: (510) 771-1000 FAX: (510) 661-0888
This report shall not be reproduced except in full, without the written approval of UL Verification Services Inc.

HIGH CHANNEL HORIZONTAL

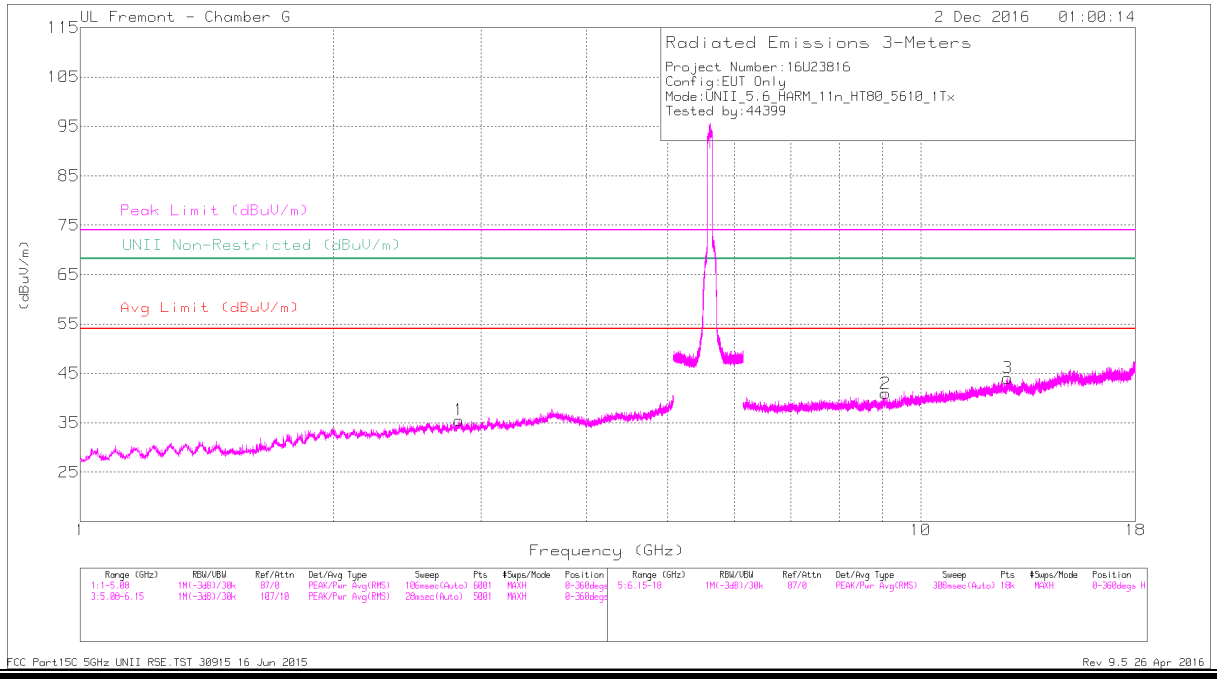

HIGH CHANNEL VERTICAL

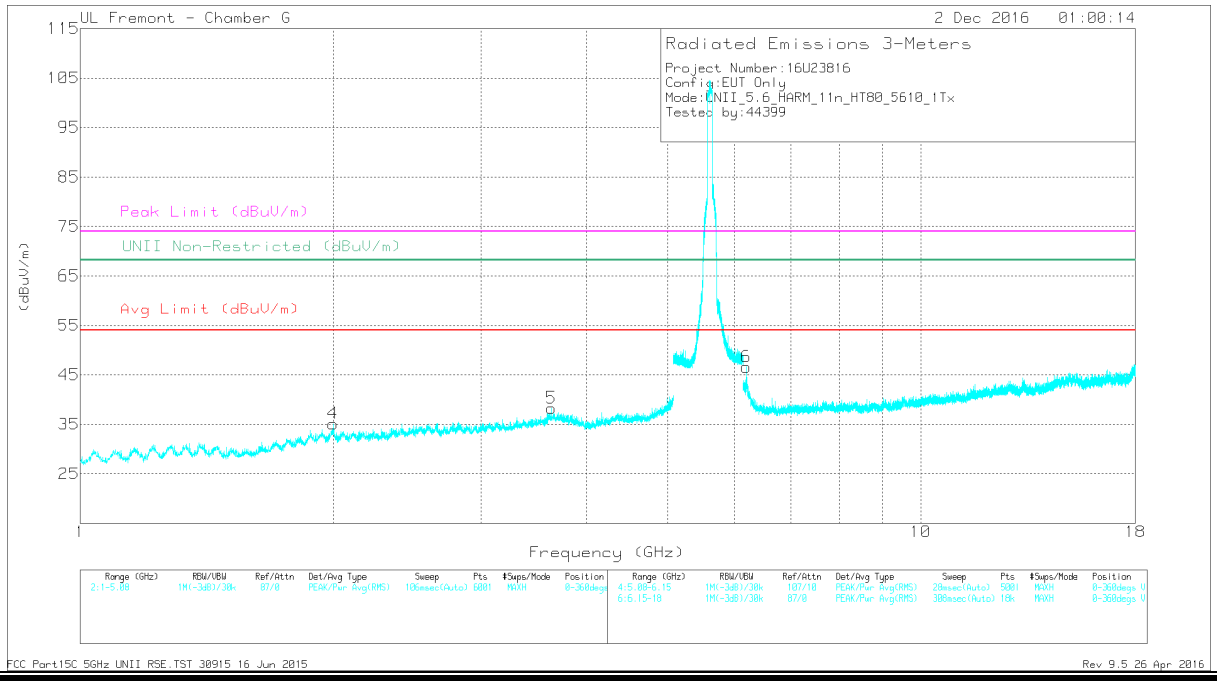

This report shall not be reproduced except in full, without the written approval of UL Verification Services Inc.

Marker	Frequency (GHz)	Meter Reading (dBuV)	Det	AF T136 (dB/m)	Amp/Cbl/Fltr/Pad (dB)	DC Corr (dB)	Corrected Reading (dBuV/m)	Avg Limit (dBuV/m)	Margin (dB)	Peak Limit (dBuV/m)	PK Margin (dB)	UNII Non-Restricted (dBuV/m)	PK Margin (dB)	Azimuth (Degs)	Height (cm)	Polarity
1	* 2.825	42.06	PK-U	32.7	-32.5	0	42.26	-	-	74	-31.74	-	-	237	268	H
	* 2.825	31.73	ADR	32.7	-32.5	.2	32.13	54	-21.87	-	-	-	-	237	268	H
2	* 9.078	38.14	PK-U	36.1	-27.5	0	46.74	-	-	74	-27.26	-	-	158	223	H
	* 9.08	27.57	ADR	36.1	-27.5	.2	36.37	54	-17.63	-	-	-	-	158	223	H
3	* 12.691	36.33	PK-U	39.3	-25	0	50.63	-	-	74	-23.37	-	-	274	152	H
	* 12.689	25.23	ADR	39.3	-25	.2	39.73	54	-14.27	-	-	-	-	274	152	H
4	1.997	43.72	PK-U	31.6	-33.5	0	41.82	-	-	-	-	68.2	-26.38	217	255	V
5	* 3.636	40.45	PK-U	34.1	-32.2	0	42.35	-	-	74	-31.65	-	-	340	101	V
	* 3.634	30.47	ADR	34.1	-32.2	.2	32.57	54	-21.43	-	-	-	-	340	101	V
6	6.196	37.74	ADR	35.7	-31.1	.2	42.54	-	-	-	-	-	-	45	115	V

* - indicates frequency in CFR47 Pt 15 / IC RSS-Restricted Band
PK-U - U-NII: Maximum Peak
ADR - U-NII AD primary method, RMS average

UL VERIFICATION SERVICES INC. FORM NO: CCSUP4701J
47173 BENICIA STREET, FREMONT, CA 94538, USA TEL: (510) 771-1000 FAX: (510) 661-0888
This report shall not be reproduced except in full, without the written approval of UL Verification Services Inc.

9.2.32. 11ac HT80 ANTENNA A SISO STRADDLE CHANNEL 138

HARMONICS AND SPURIOUS EMISSIONS

LOW CHANNEL HORIZONTAL

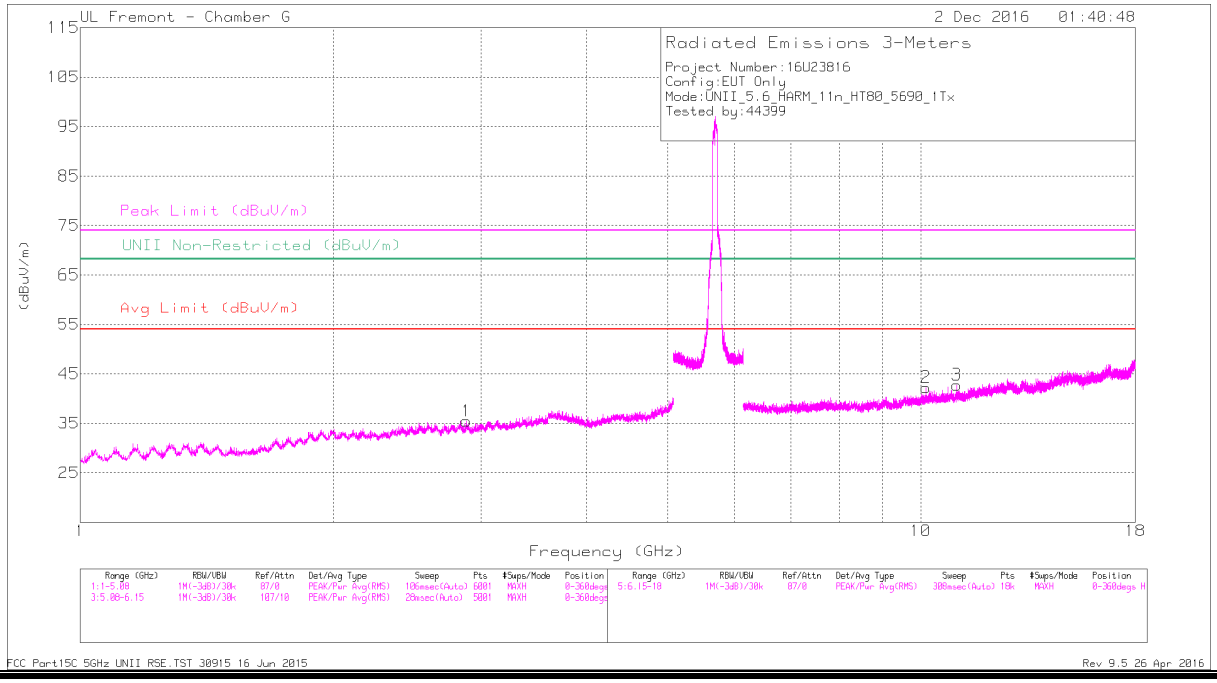

LOW CHANNEL VERTICAL

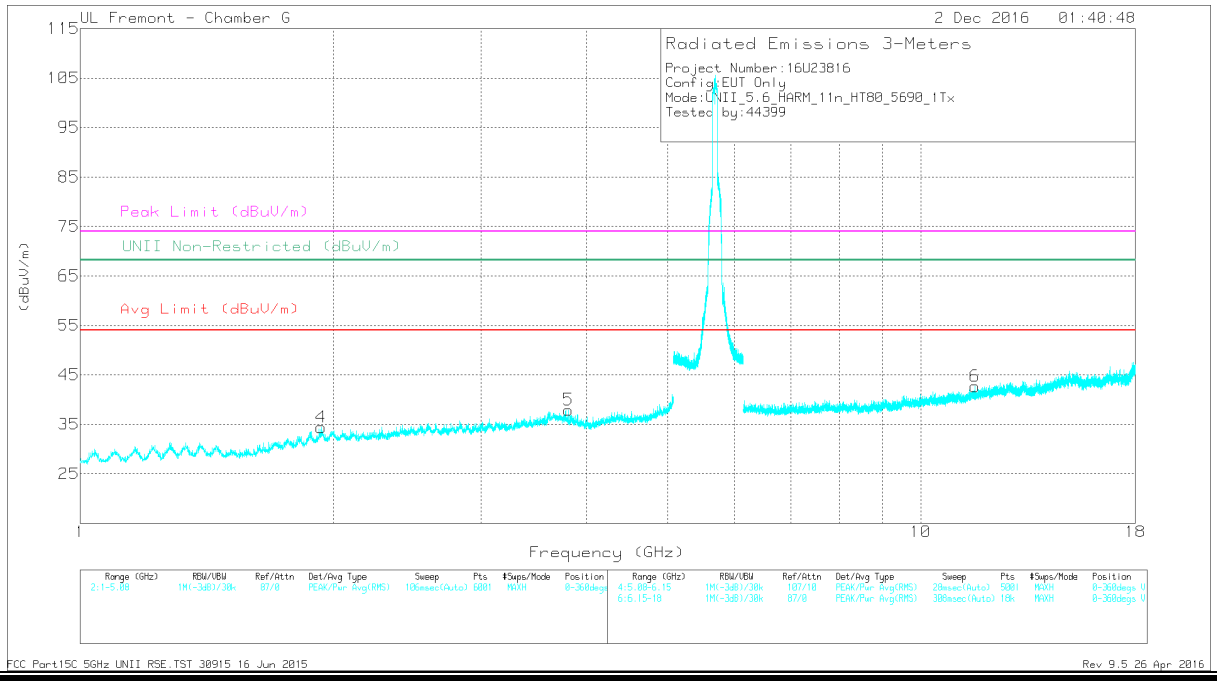

This report shall not be reproduced except in full, without the written approval of UL Verification Services Inc.

Marker	Frequency (GHz)	Meter Reading (dBuV)	Det	AF T136 (dB/m)	Amp/Cbl/ Fltr/Pad (dB)	DC Corr (dB)	Corrected Reading (dBuV/m)	Avg Limit (dBuV/m)	Margin (dB)	Peak Limit (dBuV/m)	PK Margin (dB)	UNII Non-Restricted (dBuV/m)	PK Margin (dB)	Azimuth (Degs)	Height (cm)	Polarity
1	* 2.881	42.19	PK-U	32.6	-32.7	0	42.09	-	-	74	-31.91	-	-	219	291	H
	* 2.88	31.01	ADR	32.6	-32.7	.2	31.11	54	-22.89	-	-	-	-	219	291	H
2	10.145	26.96	ADR	37.3	-27.1	.2	37.36	-	-	-	-	-	-	103	272	H
3	* 11.034	36.66	PK-U	37.7	-25.8	0	48.56	-	-	74	-25.44	-	-	252	191	H
	* 11.035	25.7	ADR	37.7	-25.8	.2	37.8	54	-16.2	-	-	-	-	252	191	H
4	1.935	43.75	PK-U	31.5	-33.5	0	41.75	-	-	-	-	68.2	-26.45	119	255	V
5	* 3.811	42.41	PK-U	33.9	-32	0	44.31	-	-	74	-29.69	-	-	229	392	V
	* 3.808	31.15	ADR	33.9	-32	.2	33.25	54	-20.75	-	-	-	-	229	392	V
6	* 11.598	36.5	PK-U	38.4	-26.2	0	48.7	-	-	74	-25.3	-	-	124	199	V
	* 11.6	25.73	ADR	38.4	-26.2	.2	38.13	54	-15.87	-	-	-	-	124	199	V

* - indicates frequency in CFR47 Pt 15 / IC RSS-Restricted Band
PK-U - U-NII: Maximum Peak
ADR - U-NII AD primary method, RMS average

UL VERIFICATION SERVICES INC. FORM NO: CCSUP4701J
47173 BENICIA STREET, FREMONT, CA 94538, USA TEL: (510) 771-1000 FAX: (510) 661-0888
This report shall not be reproduced except in full, without the written approval of UL Verification Services Inc.

9.2.33. 11ac HT80 ANTENNA B SISO MODE IN THE 5.6GHz BAND

RESTRICTED BANDEDGE (LOW CHANNEL)

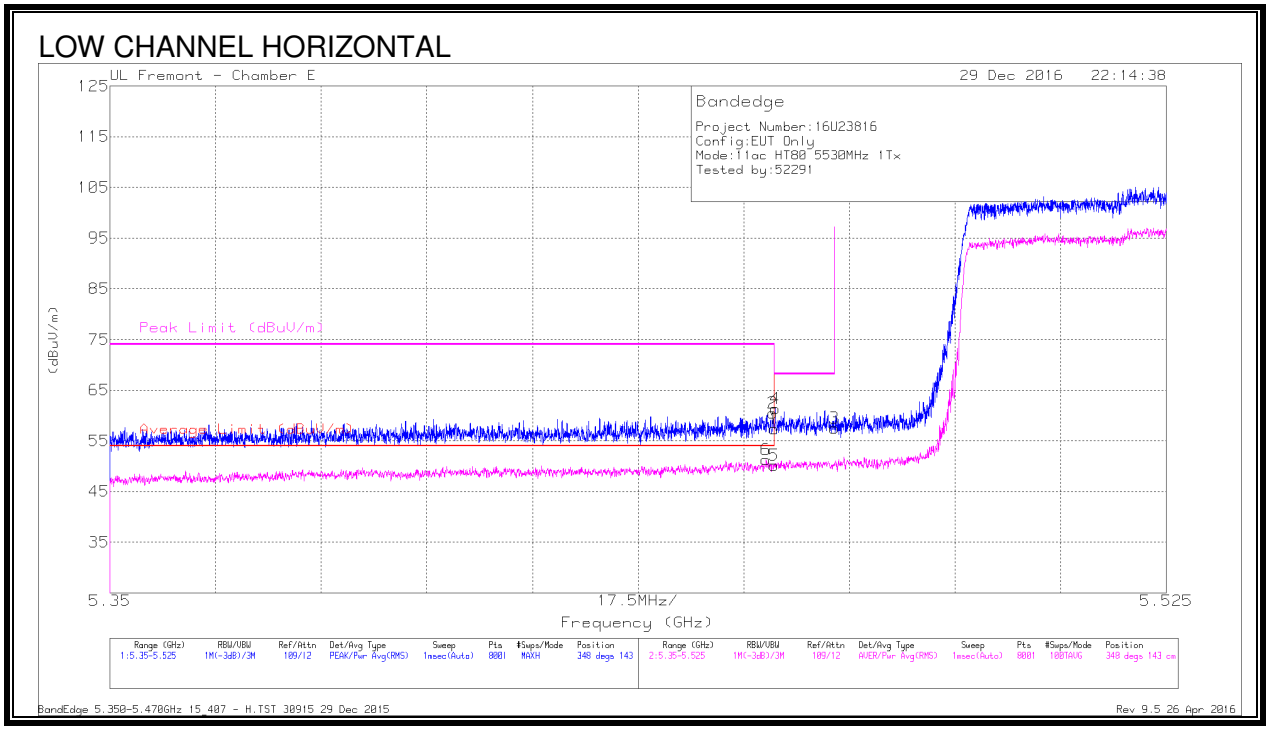

Marker	Frequency (GHz)	Meter Reading (dBuV)	Det	AF T711 (dB/m)	Amp/Cbl/Fltr/Pad (dB)	DC Corr (dB)	Corrected Reading (dBuV/m)	Average Limit (dBuV/m)	Margin (dB)	Peak Limit (dBuV/m)	PK Margin (dB)	Azimuth (Degs)	Height (cm)	Polarity
1	* 5.46	42.24	Pk	34.4	-19.3	0	57.34	-	-	74	-16.66	348	143	H
2	* 5.46	45.36	Pk	34.4	-19.3	0	60.46	-	-	74	-13.54	348	143	H
3	5.47	42.54	Pk	34.4	-19.4	0	57.54	-	-	68.2	-10.66	348	143	H
4	5.46	46.29	Pk	34.4	-19.3	0	61.39	-	-	68.2	-6.81	348	143	H
5	* 5.46	34.91	RMS	34.4	-19.3	.19	50.2	54	-3.8	-	-	348	143	H
6	* 5.459	35.98	RMS	34.4	-19.3	.19	51.27	54	-2.73	-	-	348	143	H

* - indicates frequency in CFR47 Pt 15 / IC RSS-Restricted Band
Pk - Peak detector
RMS - RMS detection

This report shall not be reproduced except in full, without the written approval of UL Verification Services Inc.

LOW CHANNEL VERTICAL

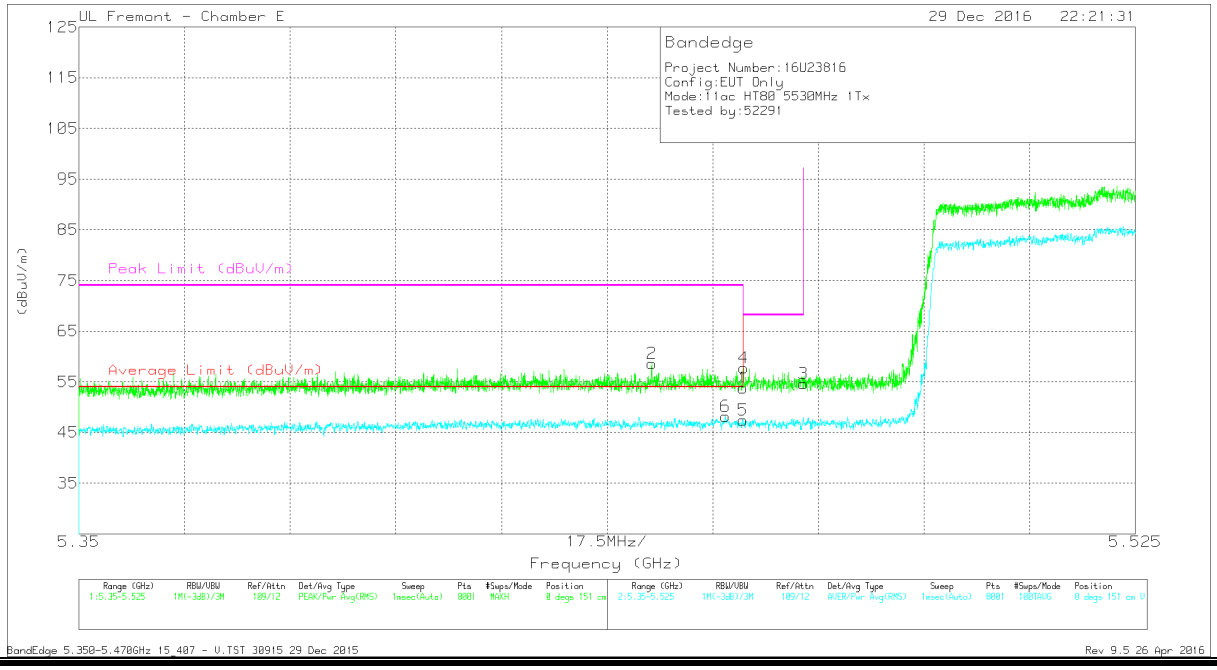

Marker	Frequency (GHz)	Meter Reading (dBuV)	Det	AF T711 (dB/m)	Amp/Cbl/Fltr/Pad (dB)	DC Corr (dB)	Corrected Reading (dBuV/m)	Average Limit (dBuV/m)	Margin (dB)	Peak Limit (dBuV/m)	PK Margin (dB)	Azimuth (Degs)	Height (cm)	Polarity
1	* 5.46	38.63	Pk	34.4	-19.3	0	53.73	-	-	74	-20.27	0	151	V
2	* 5.445	43.47	Pk	34.4	-19.3	0	58.57	-	-	74	-15.43	0	151	V
3	5.47	39.62	Pk	34.4	-19.4	0	54.62	-	-	68.2	-13.58	0	151	V
4	5.46	42.65	Pk	34.4	-19.3	0	57.75	-	-	68.2	-10.45	0	151	V
5	* 5.46	32.12	RMS	34.4	-19.3	.19	47.41	54	-6.59	-	-	0	151	V
6	* 5.457	32.98	RMS	34.4	-19.4	.19	48.17	54	-5.83	-	-	0	151	V

* - indicates frequency in CFR47 Pt 15 / IC RSS-Restricted Band
Pk - Peak detector
RMS - RMS detection

UL VERIFICATION SERVICES INC. FORM NO: CCSUP4701J
47173 BENICIA STREET, FREMONT, CA 94538, USA TEL: (510) 771-1000 FAX: (510) 661-0888
This report shall not be reproduced except in full, without the written approval of UL Verification Services Inc.

HARMONICS AND SPURIOUS EMISSIONS

LOW CHANNEL HORIZONTAL

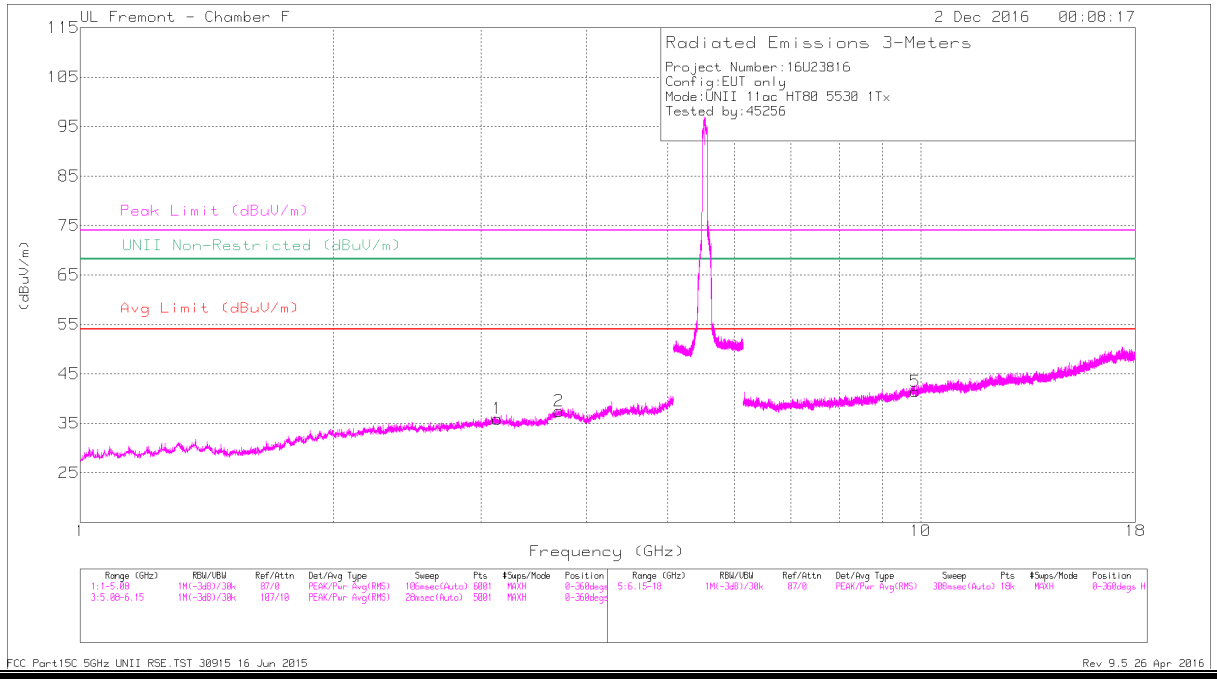

LOW CHANNEL VERTICAL

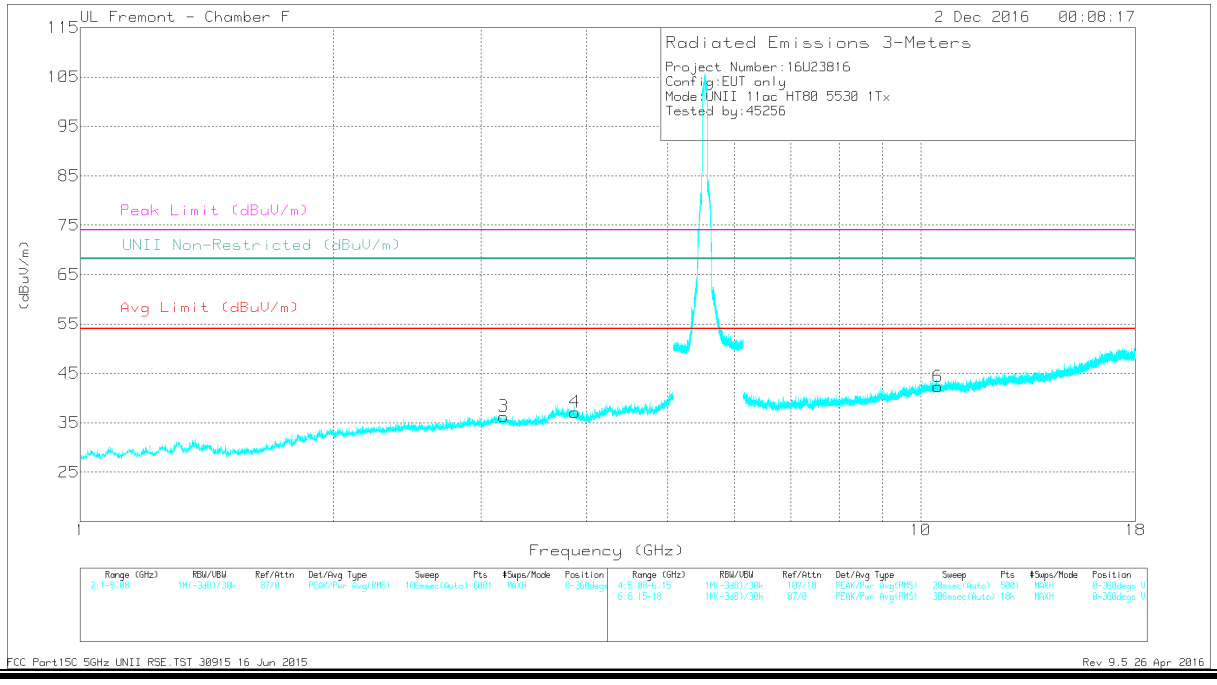

This report shall not be reproduced except in full, without the written approval of UL Verification Services Inc.

Marker	Frequency (GHz)	Meter Reading (dBuV)	Det	AF T344 (dB/m)	Amp/Cbl/ Fltr/Pad (dB)	DC Corr (dB)	Corrected Reading (dBuV/m)	Avg Limit (dBuV/m)	Margin (dB)	Peak Limit (dBuV/m)	PK Margin (dB)	UNII Non-Restricted (dBuV/m)	PK Margin (dB)	Azimuth (Degs)	Height (cm)	Polarity
1	3.136	39.42	PK-U	33.2	-29.3	0	43.32	-	-	-	-	68.2	-24.88	182	286	H
2	* 3.709	38.32	PK-U	33.3	-29	0	42.62	-	-	74	-31.38	-	-	105	142	H
	* 3.709	27.75	ADR	33.3	-29	.2	32.25	54	-21.75	-	-	-	-	105	142	H
3	3.189	39.98	PK-U	33.2	-30	0	43.18	-	-	-	-	68.2	-25.02	271	398	V
4	* 3.877	38.67	PK-U	33.4	-28.7	0	43.37	-	-	74	-30.63	-	-	18	386	V
	* 3.877	27.62	ADR	33.4	-28.7	.2	32.52	54	-21.48	-	-	-	-	18	386	V
5	9.849	33.87	PK-U	36.9	-22	0	48.77	-	-	-	-	68.2	-19.43	310	353	H
6	10.479	33.52	PK-U	37.4	-21.5	0	49.42	-	-	-	-	68.2	-18.78	141	272	V

* - indicates frequency in CFR47 Pt 15 / IC RSS-Restricted Band
PK-U - U-NII: Maximum Peak
ADR - U-NII AD primary method, RMS average

UL VERIFICATION SERVICES INC. FORM NO: CCSUP4701J
47173 BENICIA STREET, FREMONT, CA 94538, USA TEL: (510) 771-1000 FAX: (510) 661-0888
This report shall not be reproduced except in full, without the written approval of UL Verification Services Inc.

HIGH CHANNEL HORIZONTAL

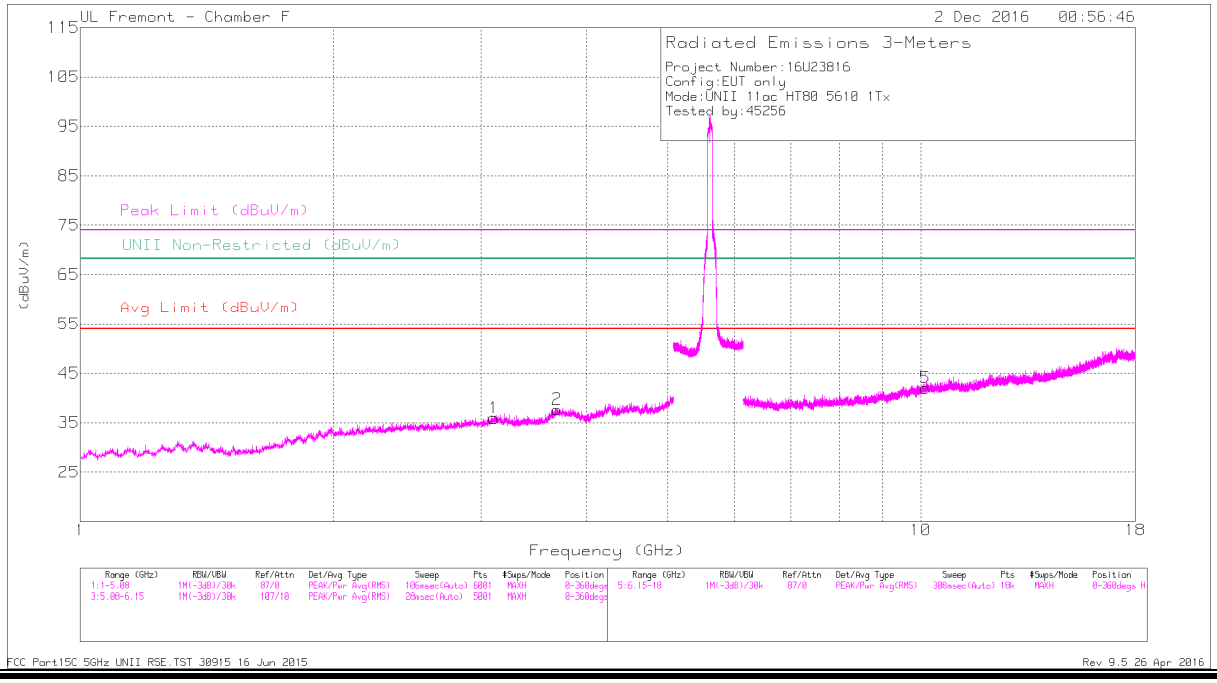

HIGH CHANNEL VERTICAL

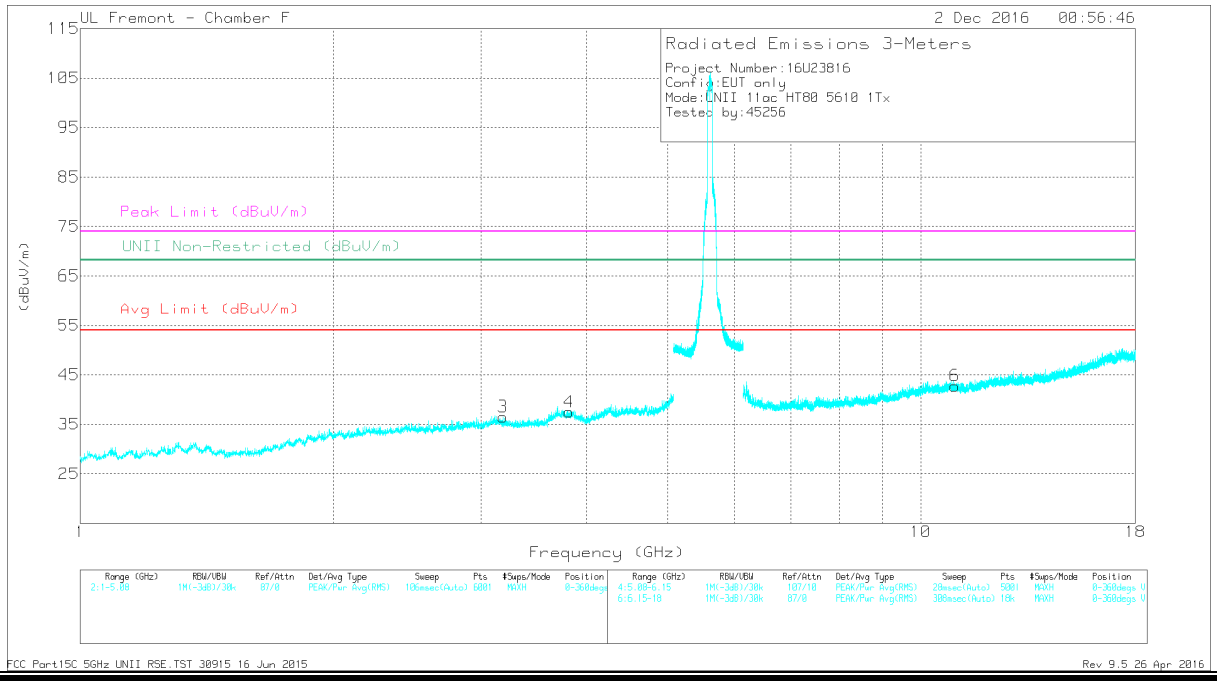

This report shall not be reproduced except in full, without the written approval of UL Verification Services Inc.

Marker	Frequency (GHz)	Meter Reading (dBuV)	Det	AF T344 (dB/m)	Amp/Cbl/ Fltr/Pad (dB)	DC Corr (dB)	Corrected Reading (dBuV/m)	Avg Limit (dBuV/m)	Margin (dB)	Peak Limit (dBuV/m)	PK Margin (dB)	UNII Non-Restricted (dBuV/m)	PK Margin (dB)	Azimuth (Degs)	Height (cm)	Polarity
1	3.106	39.39	PK-U	33.2	-29.1	0	43.49	-	-	-	-	68.2	-24.71	345	367	H
2	* 3.69	38.59	PK-U	33.3	-28.9	0	42.99	-	-	74	-31.01	-	-	345	369	H
	* 3.691	28.13	ADR	33.3	-28.9	.2	32.73	54	-21.27	-	-	-	-	345	369	H
3	3.186	39.87	PK-U	33.2	-30	0	43.07	-	-	-	-	68.2	-25.13	78	243	V
4	* 3.813	38.34	PK-U	33.4	-29.1	0	42.64	-	-	74	-31.36	-	-	272	298	V
	* 3.812	27.9	ADR	33.4	-29.1	.2	32.4	54	-21.6	-	-	-	-	272	298	V
5	10.129	33.64	PK-U	37.2	-21.7	0	49.14	-	-	-	-	68.2	-19.06	65	118	H
6	* 10.981	33.55	PK-U	37.9	-22.1	0	49.35	-	-	74	-24.65	-	-	54	171	V
	* 10.983	23.29	ADR	37.9	-22.1	.2	39.29	54	-14.71	-	-	-	-	54	171	V

* - indicates frequency in CFR47 Pt 15 / IC RSS-Restricted Band
PK-U - U-NII: Maximum Peak
ADR - U-NII AD primary method, RMS average

This report shall not be reproduced except in full, without the written approval of UL Verification Services Inc.

9.2.34. 11ac HT80 ANTENNA B SISO STRADDLE CHANNEL 138

HARMONICS AND SPURIOUS EMISSIONS

LOW CHANNEL HORIZONTAL

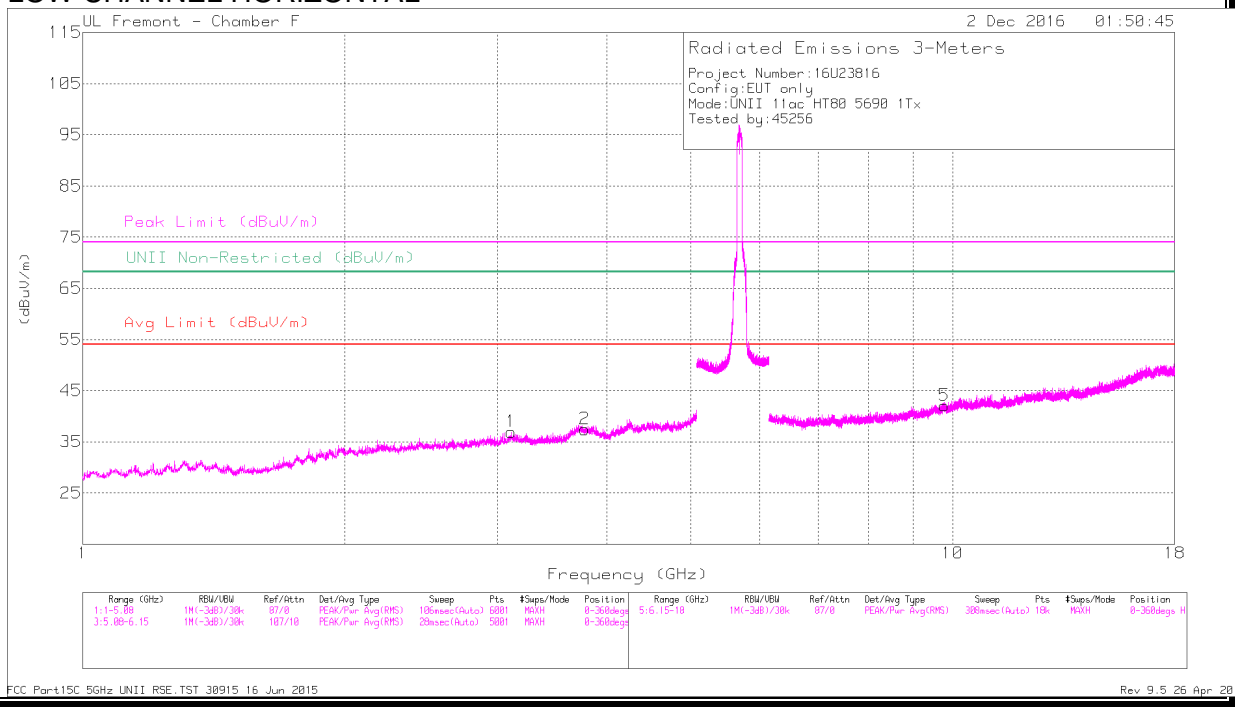

LOW CHANNEL VERTICAL

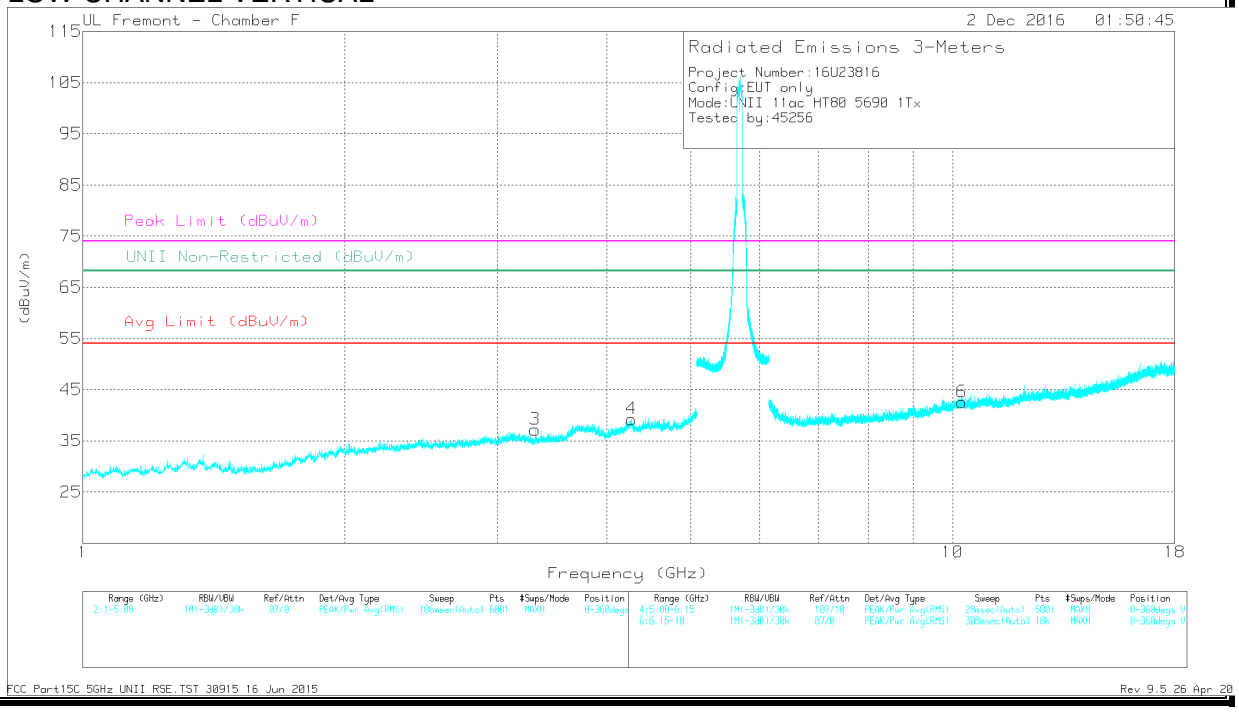

This report shall not be reproduced except in full, without the written approval of UL Verification Services Inc.

Marker	Frequency (GHz)	Meter Reading (dBuV)	Det	AF T344 (dB/m)	Amp/Cbl/Fltr/Pad (dB)	DC Corr (dB)	Corrected Reading (dBuV/m)	Avg Limit (dBuV/m)	Margin (dB)	Peak Limit (dBuV/m)	PK Margin (dB)	UNII Non-Restricted (dBuV/m)	PK Margin (dB)	Azimuth (Degs)	Height (cm)	Polarity
1	3.109	39.43	PK-U	33.2	-29.1	0	43.53	-	-	-	-	68.2	-24.67	56	115	H
2	* 3.779	38.73	PK-U	33.4	-29.4	0	42.73	-	-	74	-31.27	-	-	33	393	H
	* 3.778	27.74	ADR	33.4	-29.4	.2	31.94	54	-22.06	-	-	-	-	33	393	H
3	3.311	39.57	PK-U	32.6	-29.7	0	42.47	-	-	-	-	68.2	-25.73	339	207	V
4	* 4.272	37.47	PK-U	33.7	-26.6	0	44.57	-	-	74	-29.43	-	-	272	100	V
	* 4.27	26.84	ADR	33.7	-26.5	.2	34.24	54	-19.76	-	-	-	-	272	100	V
5	9.785	33.72	PK-U	36.8	-21.4	0	49.12	-	-	-	-	68.2	-19.08	125	190	H
6	10.247	34.59	PK-U	37.2	-21.9	0	49.89	-	-	-	-	68.2	-18.31	44	302	V

* - indicates frequency in CFR47 Pt 15 / IC RSS-Restricted Band
PK-U - U-NII: Maximum Peak
ADR - U-NII AD primary method, RMS average

This report shall not be reproduced except in full, without the written approval of UL Verification Services Inc.

9.2.35. 11ac HT80 2TX CDD MIMO MODE IN THE 5.6GHz BAND

RESTRICTED BANDEDGE (LOW CHANNEL)

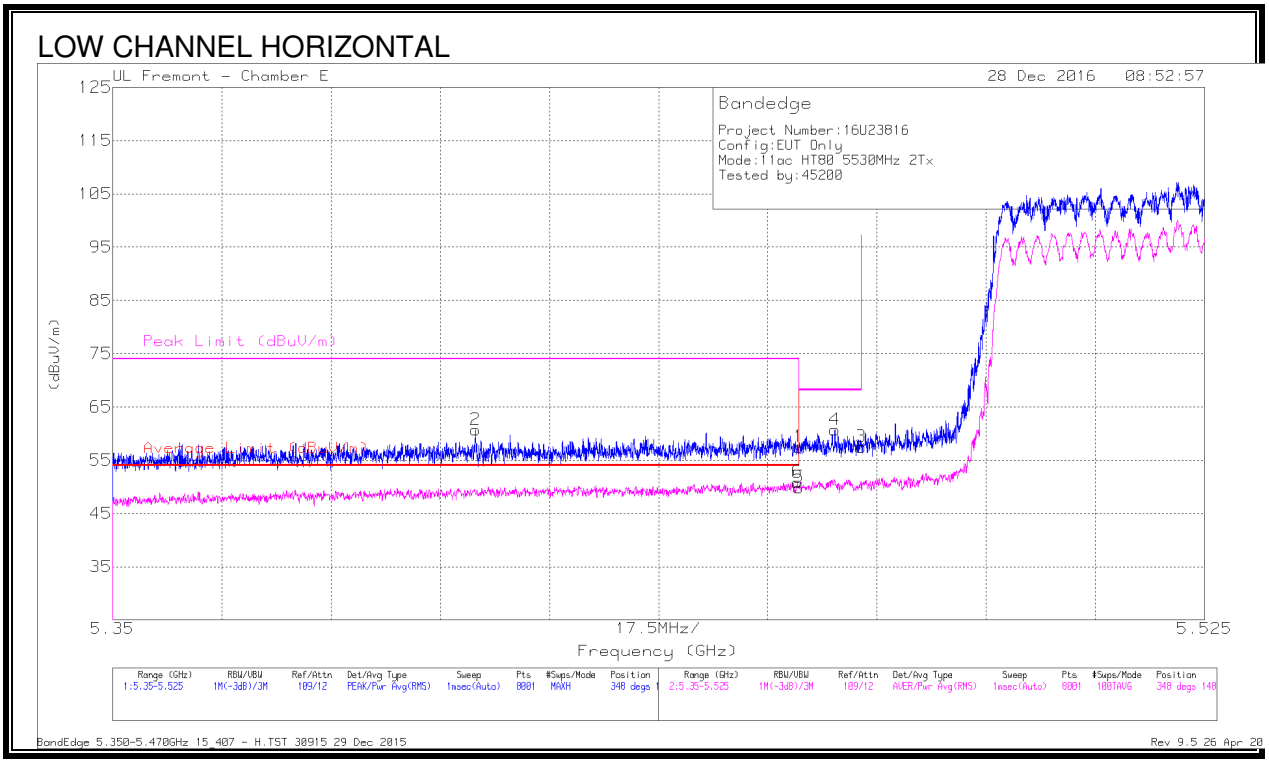

Marker	Frequency (GHz)	Meter Reading (dBuV)	Det	AF T711 (dB/m)	Amp/Cbl/Fltr/ Pad (dB)	DC Corr (dB)	Corrected Reading (dBuV/m)	Average Limit (dBuV/m)	Margin (dB)	Peak Limit (dBuV/m)	PK Margin (dB)	Azimuth (Degs)	Height (cm)	Polarity
1	* 5.46	42.37	Pk	34.4	-19.3	0	57.47	-	-	74	-16.53	348	148	H
2	* 5.408	45.59	Pk	34.4	-19.3	0	60.69	-	-	74	-13.31	348	148	H
3	5.47	42.48	Pk	34.4	-19.4	0	57.48	-	-	68.2	-10.72	348	148	H
4	5.466	45.68	Pk	34.4	-19.4	0	60.68	-	-	68.2	-7.52	348	148	H
5	* 5.46	34.58	RMS	34.4	-19.3	.2	49.88	54	-4.12	-	-	348	148	H
6	* 5.46	35.56	RMS	34.4	-19.3	.2	50.86	54	-3.14	-	-	348	148	H

* - indicates frequency in CFR47 Pt 15 / IC RSS-Restricted Band
Pk - Peak detector
RMS - RMS detection

UL VERIFICATION SERVICES INC. FORM NO: CCSUP4701J
47173 BENICIA STREET, FREMONT, CA 94538, USA TEL: (510) 771-1000 FAX: (510) 661-0888
This report shall not be reproduced except in full, without the written approval of UL Verification Services Inc.

LOW CHANNEL VERTICAL

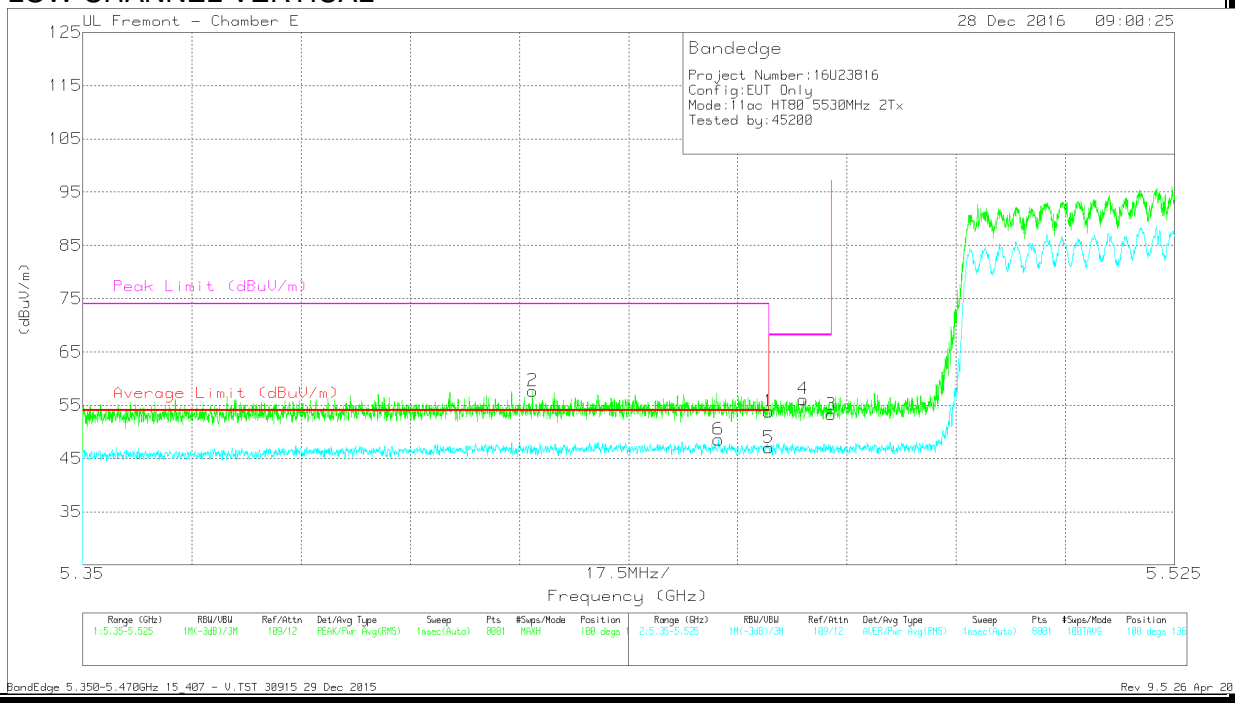

Marker	Frequency (GHz)	Meter Reading (dBuV)	Det	AF T711 (dB/m)	Amp/Cbl/Fltr/ Pad (dB)	DC Corr (dB)	Corrected Reading (dBuV/m)	Average Limit (dBuV/m)	Margin (dB)	Peak Limit (dBuV/m)	PK Margin (dB)	Azimuth (Degs)	Height (cm)	Polarity
1	* 5.46	38.73	Pk	34.4	-19.3	0	53.83	-	-	74	-20.17	100	136	V
2	* 5.422	42.6	Pk	34.4	-19.3	0	57.7	-	-	74	-16.3	100	136	V
3	5.47	38.27	Pk	34.4	-19.4	0	53.27	-	-	68.2	-14.93	100	136	V
4	5.466	41.13	Pk	34.4	-19.4	0	56.13	-	-	68.2	-12.07	100	136	V
5	* 5.46	31.73	RMS	34.4	-19.3	.2	47.03	54	-6.97	-	-	100	136	V
6	* 5.452	33.36	RMS	34.4	-19.4	.2	48.56	54	-5.44	-	-	100	136	V

* - indicates frequency in CFR47 Pt 15 / IC RSS-Restricted Band
Pk - Peak detector
RMS - RMS detection

UL VERIFICATION SERVICES INC. FORM NO: CCSUP4701J
47173 BENICIA STREET, FREMONT, CA 94538, USA TEL: (510) 771-1000 FAX: (510) 661-0888
This report shall not be reproduced except in full, without the written approval of UL Verification Services Inc.

HARMONICS AND SPURIOUS EMISSIONS

LOW CHANNEL HORIZONTAL

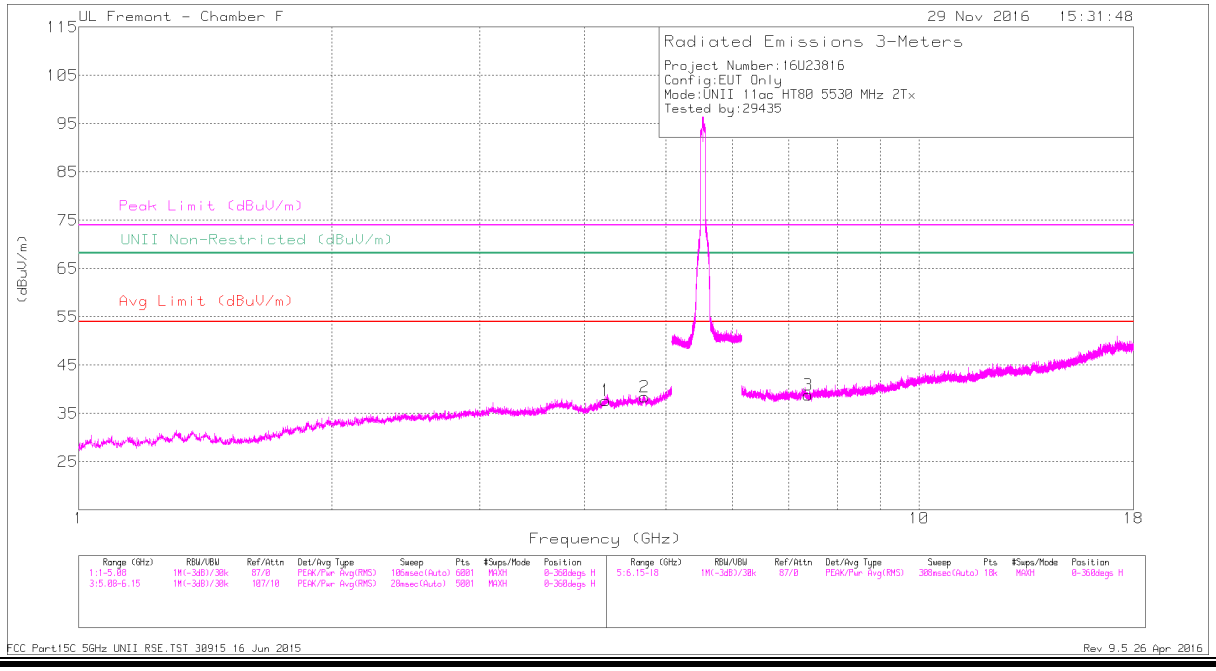

LOW CHANNEL VERTICAL

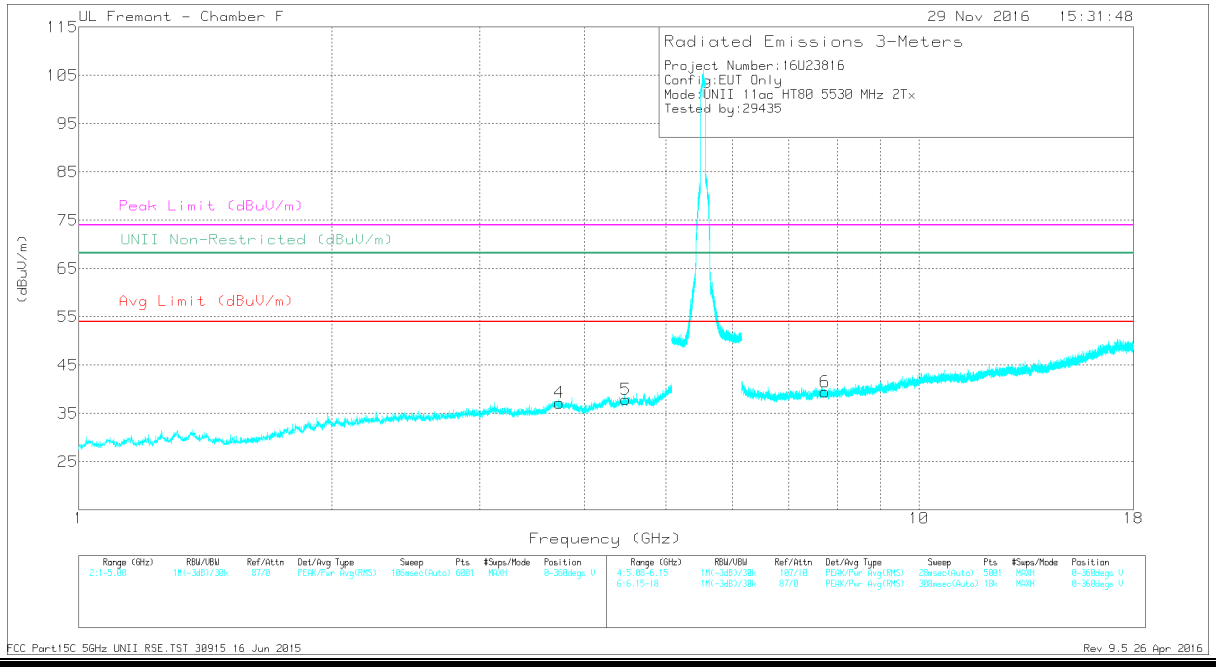

This report shall not be reproduced except in full, without the written approval of UL Verification Services Inc.

Marker	Frequency (GHz)	Meter Reading (dBuV)	Det	AF T344 (dB/m)	Amp/Cbl/Fltr/Pad (dB)	DC Corr (dB)	Corrected Reading (dBuV/m)	Avg Limit (dBuV/m)	Margin (dB)	Peak Limit (dBuV/m)	PK Margin (dB)	UNII Non-Restricted (dBuV/m)	PK Margin (dB)	Azimuth (Degs)	Height (cm)	Polarity
1	* 4.24	36.95	PK-U	33.7	-26.8	0	43.85	-	-	74	-30.15	-	-	325	153	H
	* 4.238	26.5	ADR	33.7	-26.8	.21	33.61	54	-20.39	-	-	-	-	325	153	H
2	* 4.714	37.55	PK-U	34.1	-27.5	0	44.15	-	-	74	-29.85	-	-	272	179	H
	* 4.713	28.06	ADR	34.1	-27.5	.21	34.87	54	-19.13	-	-	-	-	272	179	H
3	* 7.38	37.65	PK-U	35.6	-26.2	0	47.05	-	-	74	-26.95	-	-	295	110	H
	* 7.38	26.39	ADR	35.6	-26.2	.21	36	54	-18	-	-	-	-	295	110	H
4	* 3.73	37.82	PK-U	33.4	-29.2	0	42.02	-	-	74	-31.98	-	-	338	122	V
	* 3.729	28.32	ADR	33.4	-29.2	.21	32.73	54	-21.27	-	-	-	-	338	122	V
5	4.482	31.06	Pk	34	-27.1	0	37.96	-	-	-	-	68.2	-30.24	0-360	201	V
6	* 7.733	36.35	PK-U	35.7	-26	0	46.05	-	-	74	-27.95	-	-	5	202	V
	* 7.732	25.96	ADR	35.7	-26	.21	35.87	54	-18.13	-	-	-	-	5	202	V

* - indicates frequency in CFR47 Pt 15 / IC RSS-Restricted Band
PK-U - U-NII: Maximum Peak
ADR - U-NII AD primary method, RMS average

This report shall not be reproduced except in full, without the written approval of UL Verification Services Inc.

HIGH CHANNEL HORIZONTAL

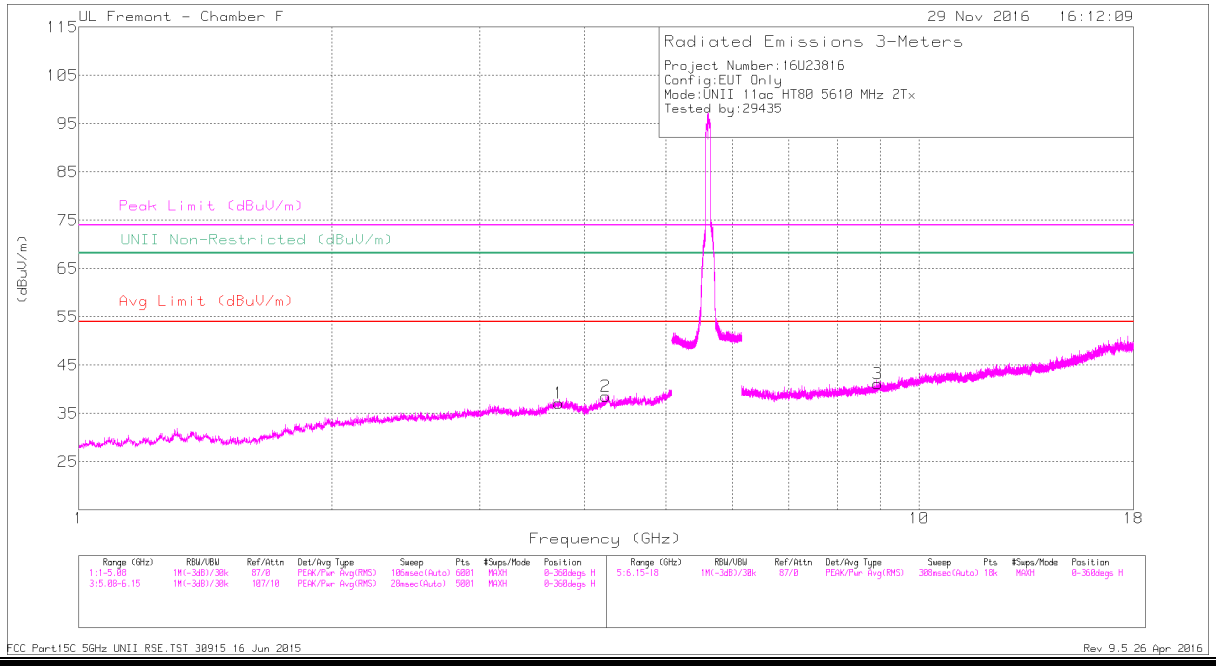

HIGH CHANNEL VERTICAL

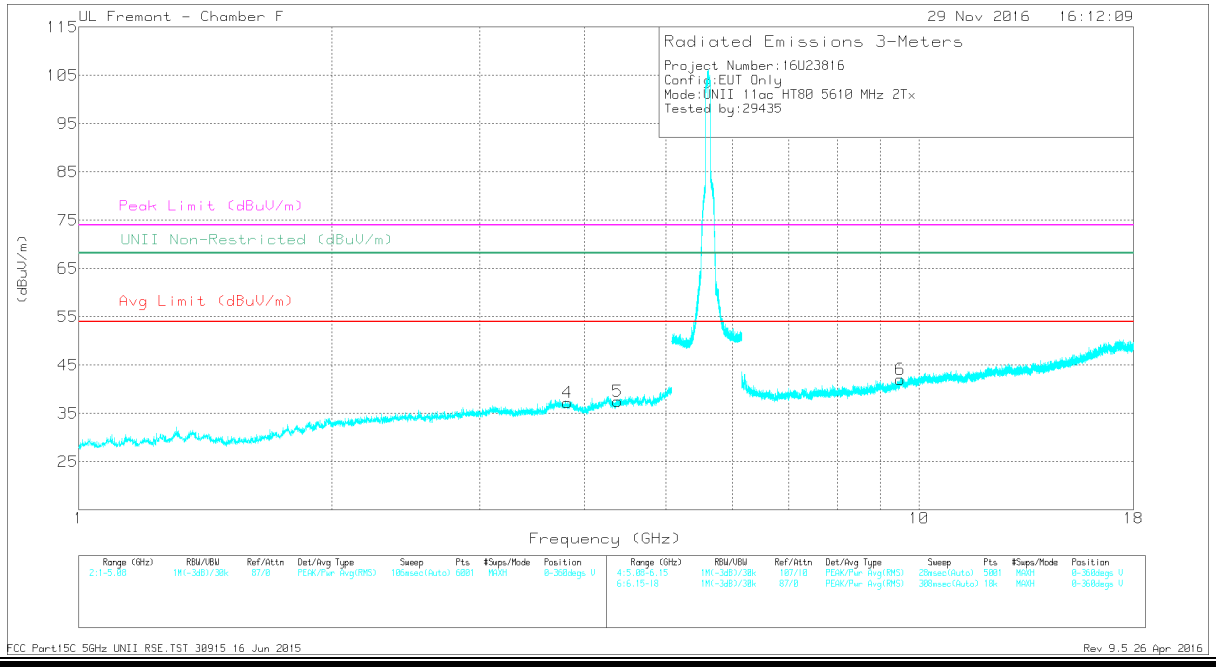

This report shall not be reproduced except in full, without the written approval of UL Verification Services Inc.

Marker	Frequency (GHz)	Meter Reading (dBuV)	Det	AF T344 (dB/m)	Amp/Cbl/Fltr/Pad (dB)	DC Corr (dB)	Corrected Reading (dBuV/m)	Avg Limit (dBuV/m)	Margin (dB)	Peak Limit (dBuV/m)	PK Margin (dB)	UNII Non-Restricted (dBuV/m)	PK Margin (dB)	Azimuth (Degs)	Height (cm)	Polarity
1	* 3.724	38.52	PK-U	33.4	-29.1	0	42.82	-	-	74	-31.18	-	-	62	217	H
	* 3.723	27.96	ADR	33.4	-29.1	.21	32.47	54	-21.53	-	-	-	-	62	217	H
2	* 4.24	37.82	PK-U	33.7	-26.8	0	44.72	-	-	74	-29.28	-	-	253	223	H
	* 4.238	26.63	ADR	33.7	-26.9	.21	33.64	54	-20.36	-	-	-	-	253	223	H
3	8.931	28.41	Pk	35.9	-23.2	0	41.11	-	-	-	-	68.2	-27.09	0-360	100	H
4	* 3.822	39.13	PK-U	33.4	-28.9	0	43.63	-	-	74	-30.37	-	-	2	219	V
	* 3.818	27.77	ADR	33.4	-29	.21	32.38	54	-21.62	-	-	-	-	2	219	V
5	* 4.383	38.94	PK-U	34	-28.9	0	44.04	-	-	74	-29.96	-	-	287	119	V
	* 4.382	28.05	ADR	34	-28.9	.21	33.36	54	-20.64	-	-	-	-	287	119	V
6	9.503	27.13	Pk	36.5	-21.6	0	42.03	-	-	-	-	68.2	-26.17	0-360	201	V

* - indicates frequency in CFR47 Pt 15 / IC RSS-Restricted Band
PK-U - U-NII: Maximum Peak
ADR - U-NII AD primary method, RMS average

This report shall not be reproduced except in full, without the written approval of UL Verification Services Inc.

9.2.36. 11ac HT80 2TX CDD MIMO STRADDLE CHANNEL 138

HARMONICS AND SPURIOUS EMISSIONS

LOW CHANNEL HORIZONTAL

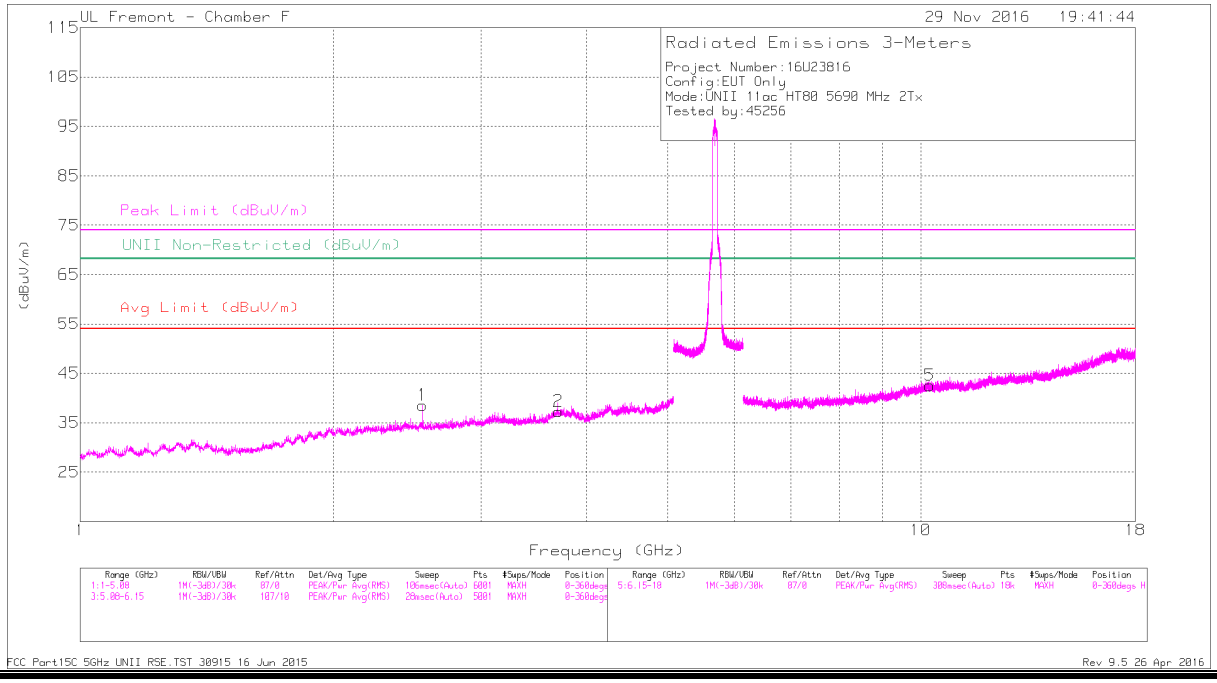

LOW CHANNEL VERTICAL

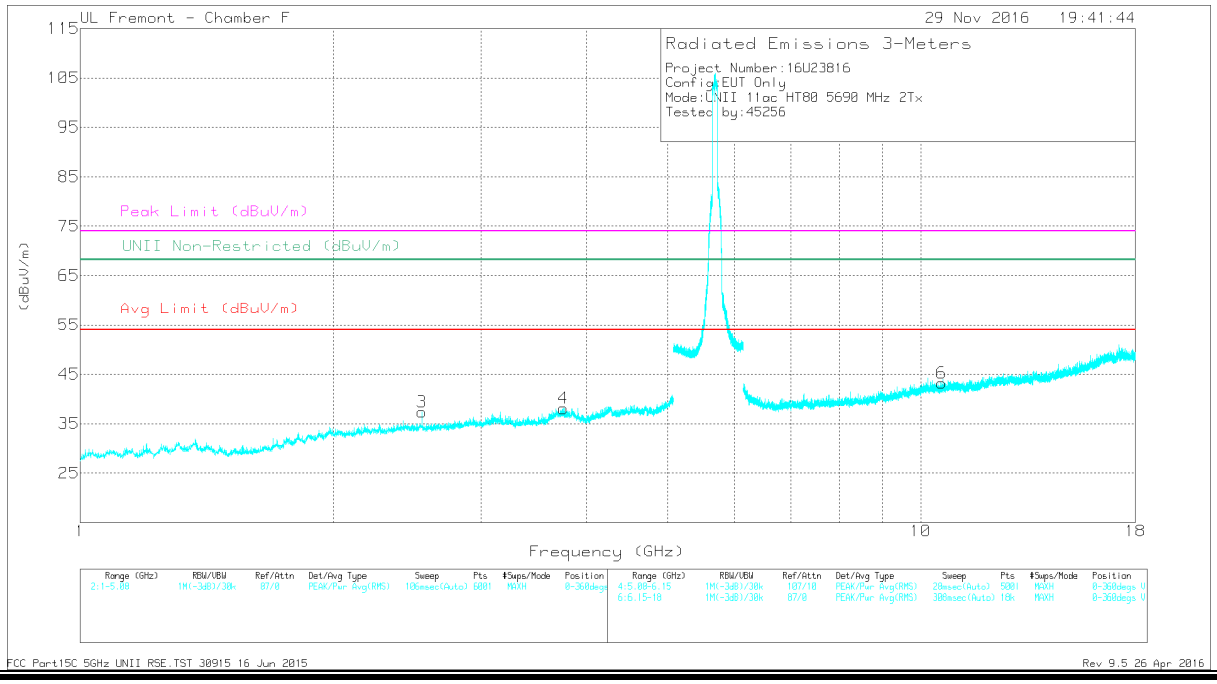

UL VERIFICATION SERVICES INC. FORM NO: CCSUP4701J
47173 BENICIA STREET, FREMONT, CA 94538, USA TEL: (510) 771-1000 FAX: (510) 661-0888
This report shall not be reproduced except in full, without the written approval of UL Verification Services Inc.

Marker	Frequency (GHz)	Meter Reading (dBuV)	Det	AF T344 (dB/m)	Amp/Cbl /Fltr/Pad (dB)	DC Corr (dB)	Corrected Reading (dBuV/m)	Avg Limit (dBuV/m)	Margin (dB)	Peak Limit (dBuV/m)	PK Margin (dB)	UNII Non-Restricted (dBuV/m)	PK Margin (dB)	Azimuth (Degs)	Height (cm)	Polarity
1	2.554	40.54	PK-U	32.2	-30.3	0	42.44	-	-	-	-	68.2	-25.76	97	302	H
2	* 3.703	38.17	PK-U	33.3	-28.9	0	42.57	-	-	74	-31.43	-	-	173	156	H
	* 3.702	27.83	ADR	33.3	-28.9	.21	32.44	54	-21.56	-	-	-	-	173	156	H
3	2.551	40.1	PK-U	32.2	-30.3	0	42	-	-	-	-	68.2	-26.2	200	203	V
4	* 3.753	39.09	PK-U	33.4	-29.2	0	43.29	-	-	74	-30.71	-	-	237	231	V
	* 3.755	27.94	ADR	33.4	-29.2	.21	32.35	54	-21.65	-	-	-	-	237	231	V
5	10.249	33.99	PK-U	37.2	-21.9	0	49.29	-	-	-	-	68.2	-18.91	225	301	H
6	10.591	33.73	PK-U	37.5	-21.8	0	49.43	-	-	-	-	68.2	-18.77	11	320	V

* - indicates frequency in CFR47 Pt 15 / IC RSS-Restricted Band
PK-U - U-NII: Maximum Peak
ADR - U-NII AD primary method, RMS average

This report shall not be reproduced except in full, without the written approval of UL Verification Services Inc.

9.2.37. 11n HT20 ANTENNA A SISO MODE IN THE 5.8GHz BAND

RESTRICTED BANDEDGE (LOW CHANNEL)

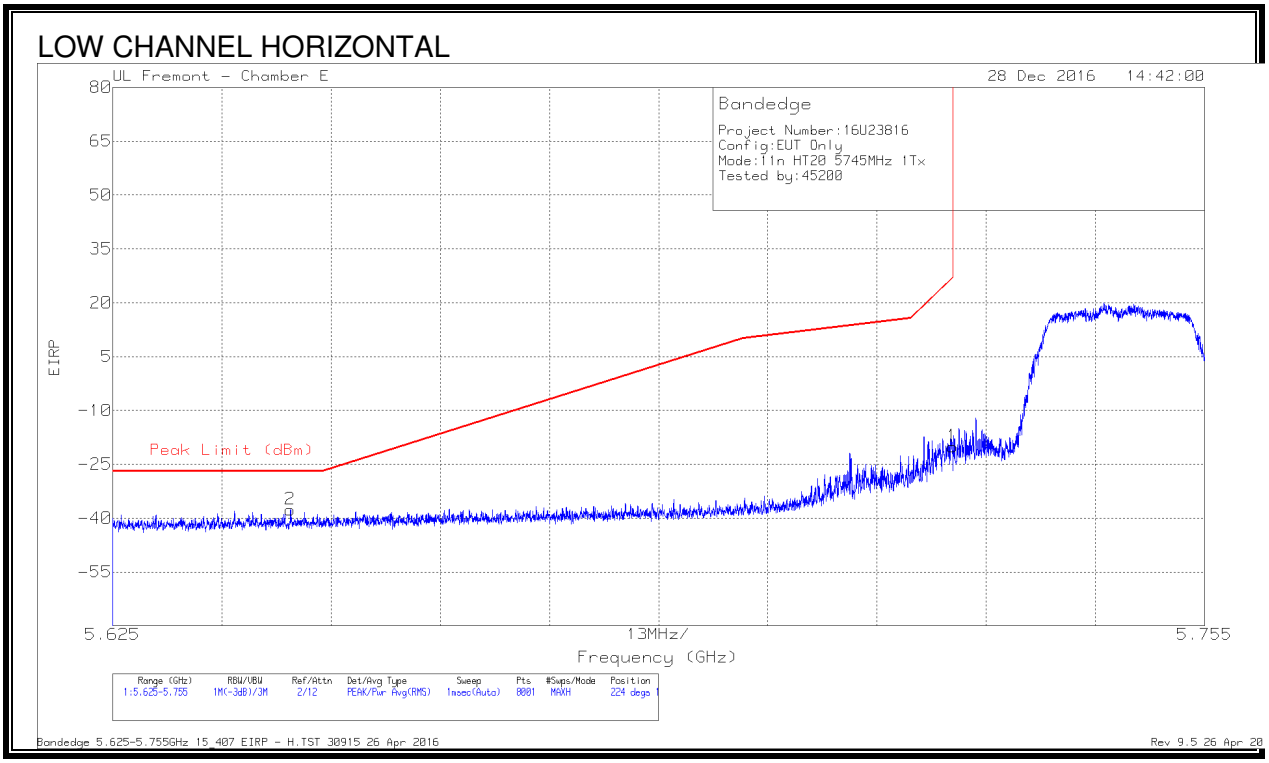

Marker	Frequency (GHz)	Meter Reading (dBm)	Det	AF T711 (dB/m)	Amp/Cbl/Fltr/Pad (dB)	Conversion Factor (dB)	Corrected Reading EIRP	Peak Limit (dBm)	PK Margin (dB)	Azimuth (Degs)	Height (cm)	Polarity
1	5.725	-47.13	Pk	34.9	-19.6	11.8	-20.03	26.97	-47	224	162	H
2	5.646	-64.7	Pk	34.8	-19.5	11.8	-37.6	-27	-10.6	224	162	H

Pk - Peak detector

This report shall not be reproduced except in full, without the written approval of UL Verification Services Inc.

LOW CHANNEL VERTICAL

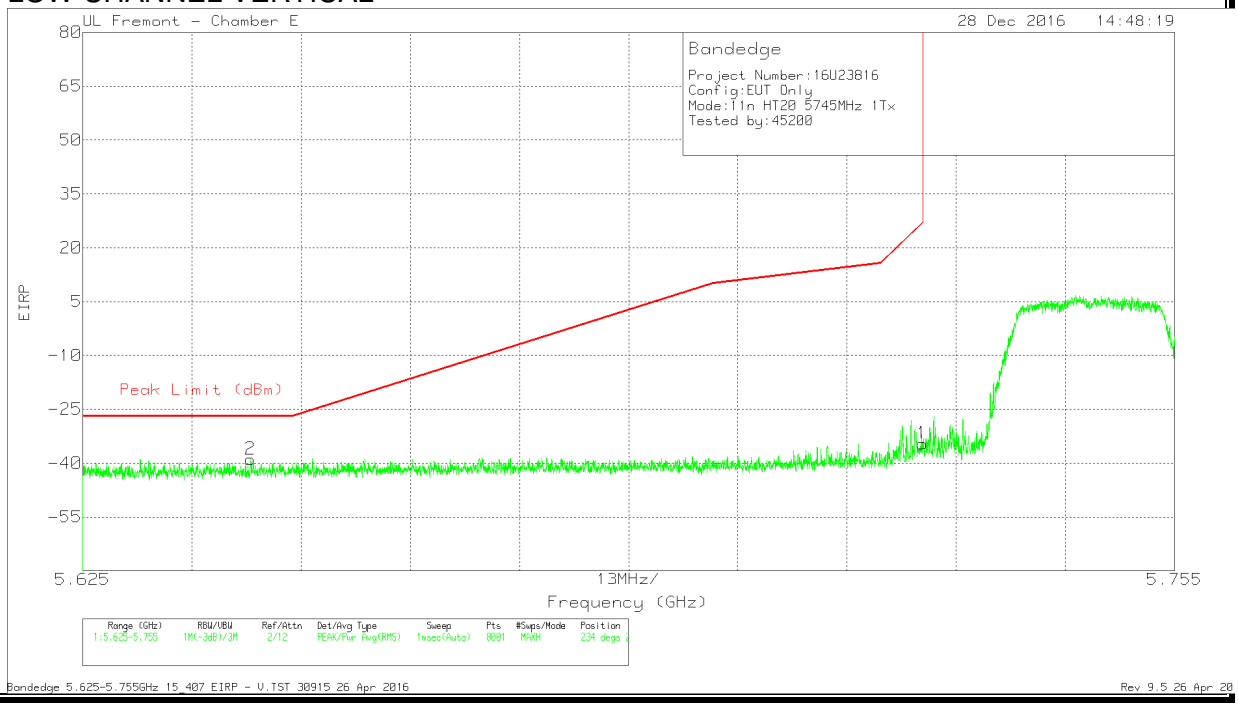

Marker	Frequency (GHz)	Meter Reading (dBm)	Det	AF T711 (dB/m)	Amp/Cbl/Fltr/Pad (dB)	Conversion Factor (dB)	Corrected Reading EIRP	Peak Limit (dBm)	PK Margin (dB)	Azimuth (Degs)	Height (cm)	Polarity
1	5.725	-61.61	Pk	34.9	-19.6	11.8	-34.51	26.97	-61.48	234	271	V
2	5.645	-65.99	Pk	34.8	-19.5	11.8	-38.89	-27	-11.89	234	271	V

Pk - Peak detector

UL VERIFICATION SERVICES INC. FORM NO: CCSUP4701J
47173 BENICIA STREET, FREMONT, CA 94538, USA TEL: (510) 771-1000 FAX: (510) 661-0888
This report shall not be reproduced except in full, without the written approval of UL Verification Services Inc.

AUTHORIZED BANDEDGE (HIGH CHANNEL)

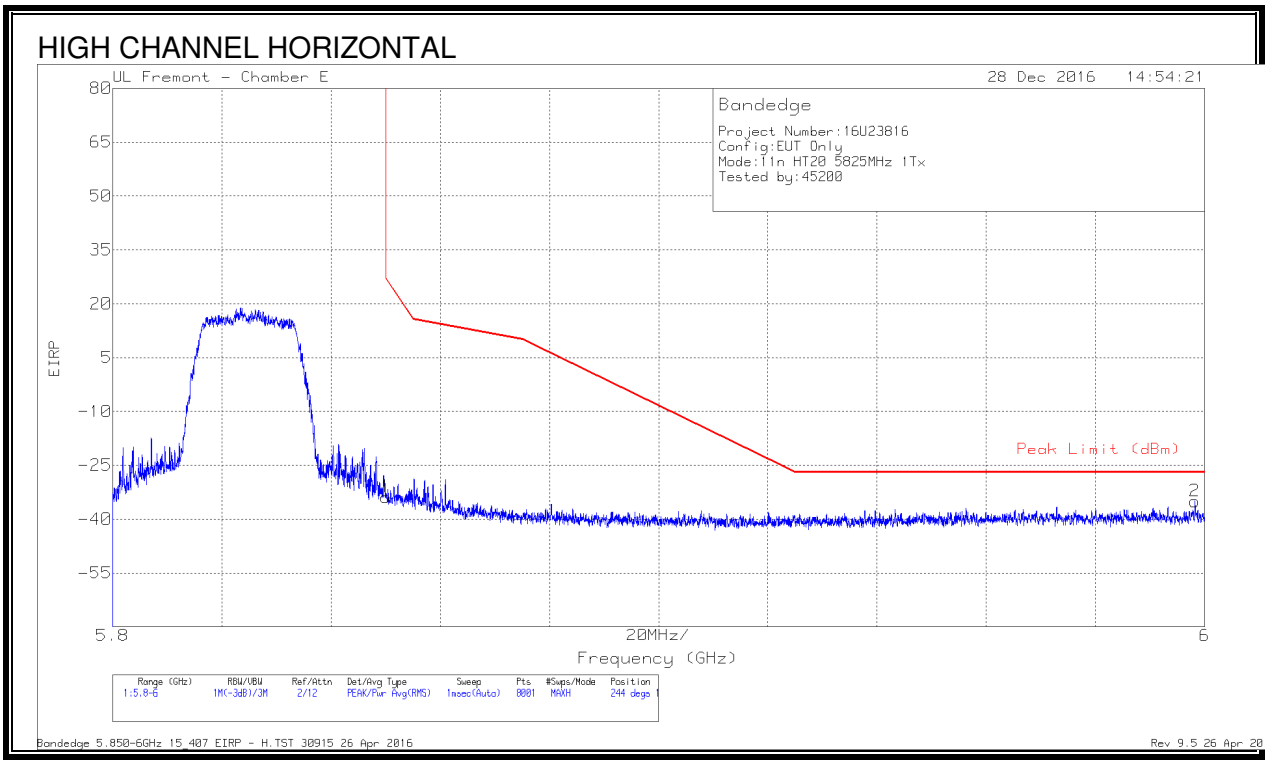

Marker	Frequency (GHz)	Meter Reading (dBm)	Det	AF T711 (dB/m)	Amp/Cbl/Fltr/Pad (dB)	Conversion Factor (dB)	Corrected Reading EIRP	Peak Limit (dBm)	PK Margin (dB)	Azimuth (Degs)	Height (cm)	Polarity
1	5.85	-61.06	Pk	34.9	-19.5	11.8	-33.86	26.94	-60.8	244	163	H
2	5.998	-63.12	Pk	35.1	-18.8	11.8	-35.02	-27	-8.02	244	163	H

Pk - Peak detector

UL VERIFICATION SERVICES INC. FORM NO: CCSUP4701J
47173 BENICIA STREET, FREMONT, CA 94538, USA TEL: (510) 771-1000 FAX: (510) 661-0888
This report shall not be reproduced except in full, without the written approval of UL Verification Services Inc.

HIGH CHANNEL VERTICAL

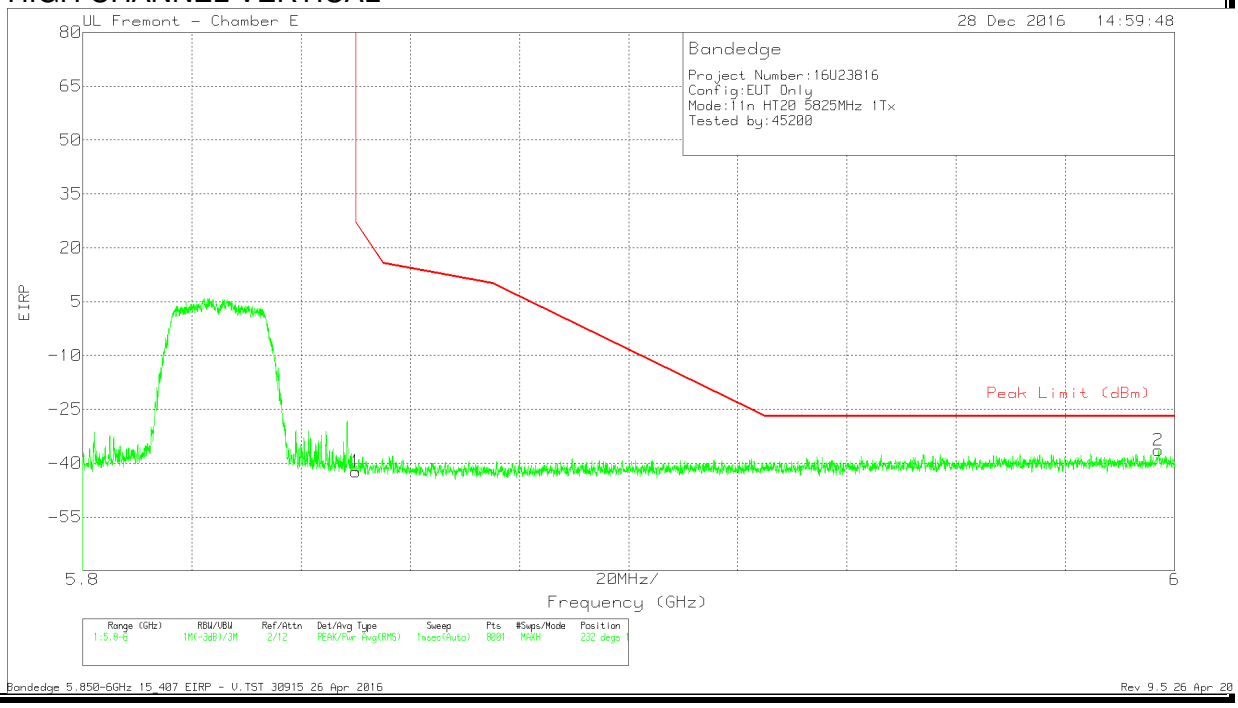

Marker	Frequency (GHz)	Meter Reading (dBm)	Det	AF T711 (dB/m)	Amp/Cbl/Fltr/Pad (dB)	Conversion Factor (dB)	Corrected Reading EIRP	Peak Limit (dBm)	PK Margin (dB)	Azimuth (Degs)	Height (cm)	Polarity
1	5.85	-69.57	Pk	34.9	-19.5	11.8	-42.37	26.94	-69.31	232	183	V
2	5.997	-64.63	Pk	35.1	-18.7	11.8	-36.43	-27	-9.43	232	183	V

Pk - Peak detector

UL VERIFICATION SERVICES INC. FORM NO: CCSUP4701J
47173 BENICIA STREET, FREMONT, CA 94538, USA TEL: (510) 771-1000 FAX: (510) 661-0888
This report shall not be reproduced except in full, without the written approval of UL Verification Services Inc.

HARMONICS AND SPURIOUS EMISSIONS

LOW CHANNEL HORIZONTAL

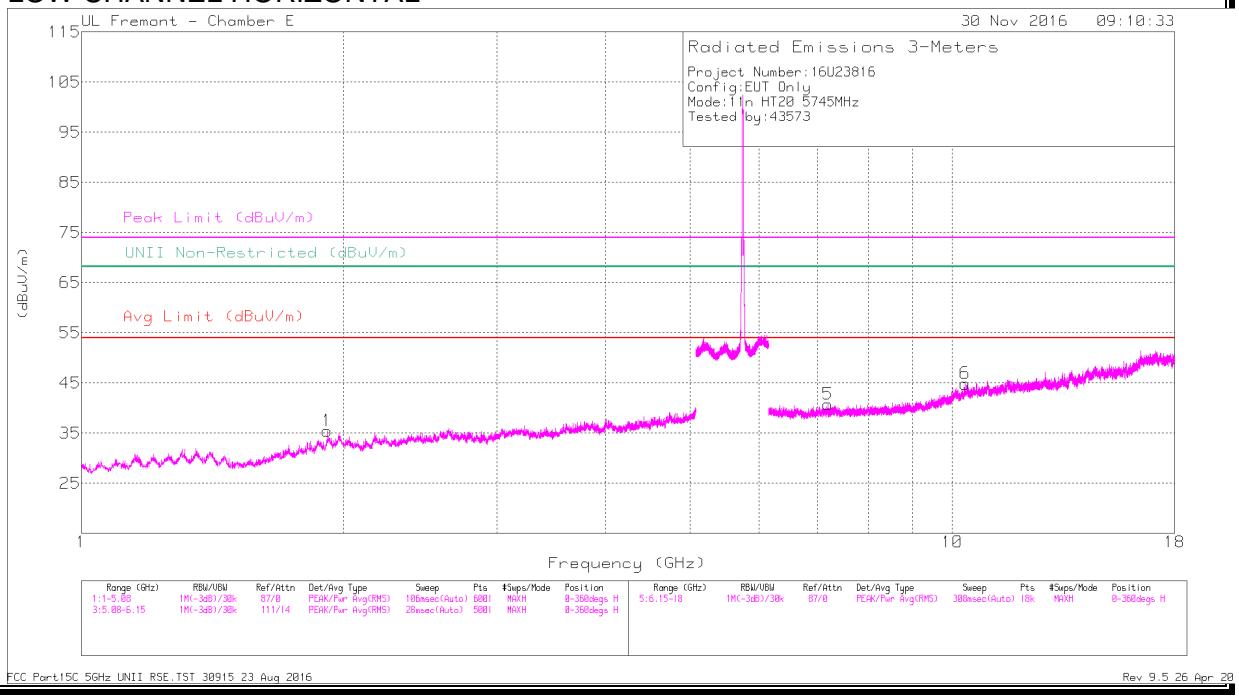

LOW CHANNEL VERTICAL

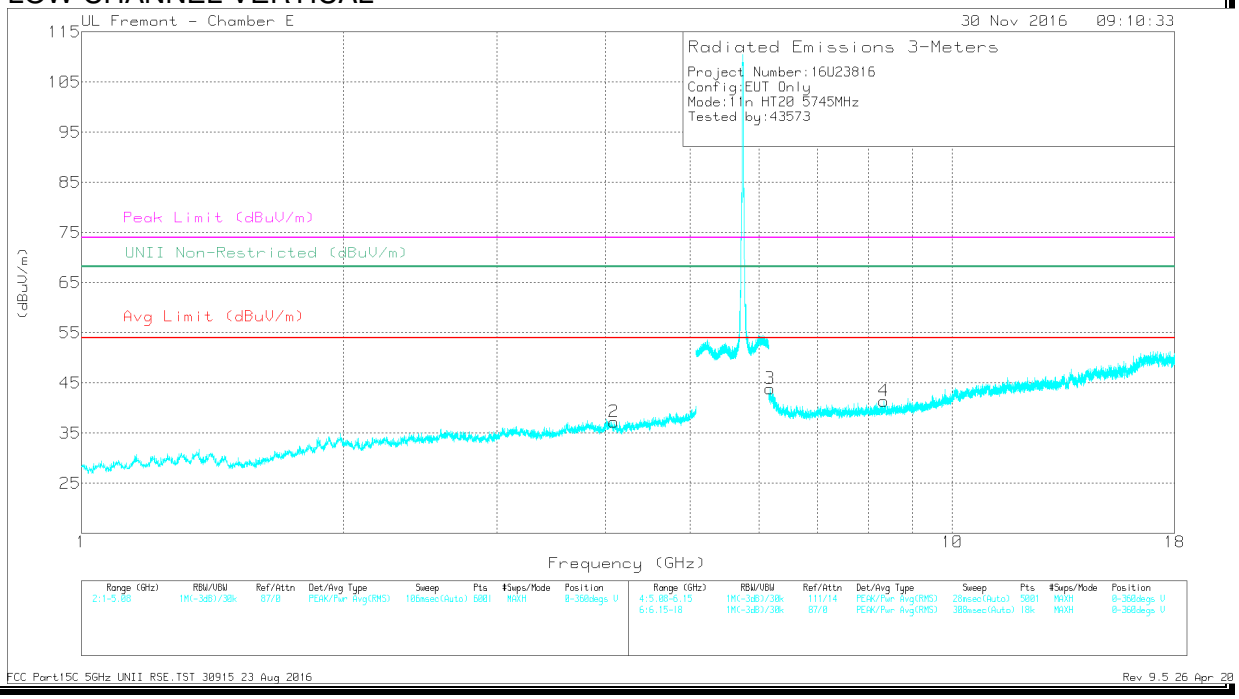

This report shall not be reproduced except in full, without the written approval of UL Verification Services Inc.

Marker	Frequency (GHz)	Meter Reading (dBuV)	Det	AF T711 (dB/m)	Amp/Cbl/ Fltr/Pad (dB)	Corrected Reading (dBuV/m)	Avg Limit (dBuV/m)	Margin (dB)	Peak Limit (dBuV/m)	PK Margin (dB)	UNII Non-Restricted (dBuV/m)	PK Margin (dB)	Azimuth (Degs)	Height (cm)	Polarity
1	1.918	42.83	PK-U	31.4	-33	41.23	-	-	-	-	68.2	-26.97	230	102	H
2	* 4.084	40.65	PK-U	33.3	-30.6	43.35	-	-	74	-30.65	-	-	152	220	V
	* 4.085	30.48	ADR	33.3	-30.6	33.18	54	-20.82	-	-	-	-	152	220	V
3	6.176	40.13	PK-U	35.5	-28.1	47.53	-	-	-	-	68.2	-20.67	149	109	V
4	* 8.35	38.37	PK-U	35.7	-26.8	47.27	-	-	74	-26.73	-	-	83	116	V
	* 8.351	28.02	ADR	35.7	-26.8	36.92	54	-17.08	-	-	-	-	83	116	V
5	7.191	39.33	PK-U	35.7	-27.5	47.53	-	-	-	-	68.2	-20.67	252	254	H
6	10.35	36.21	PK-U	37.7	-23.9	50.01	-	-	-	-	68.2	-18.19	38	169	H

* - indicates frequency in CFR47 Pt 15 / IC RSS-Restricted Band
PK-U - U-NII: Maximum Peak
ADR - U-NII AD primary method, RMS average

This report shall not be reproduced except in full, without the written approval of UL Verification Services Inc.

MID CHANNEL HORIZONTAL

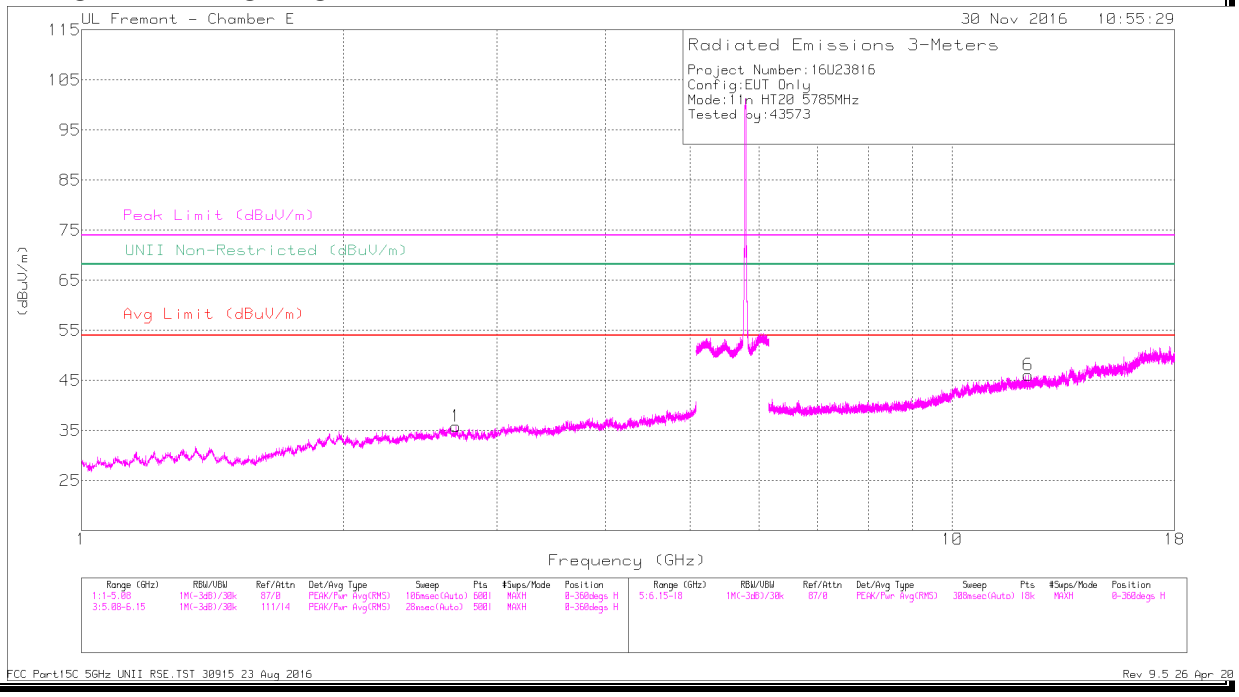

MID CHANNEL VERTICAL

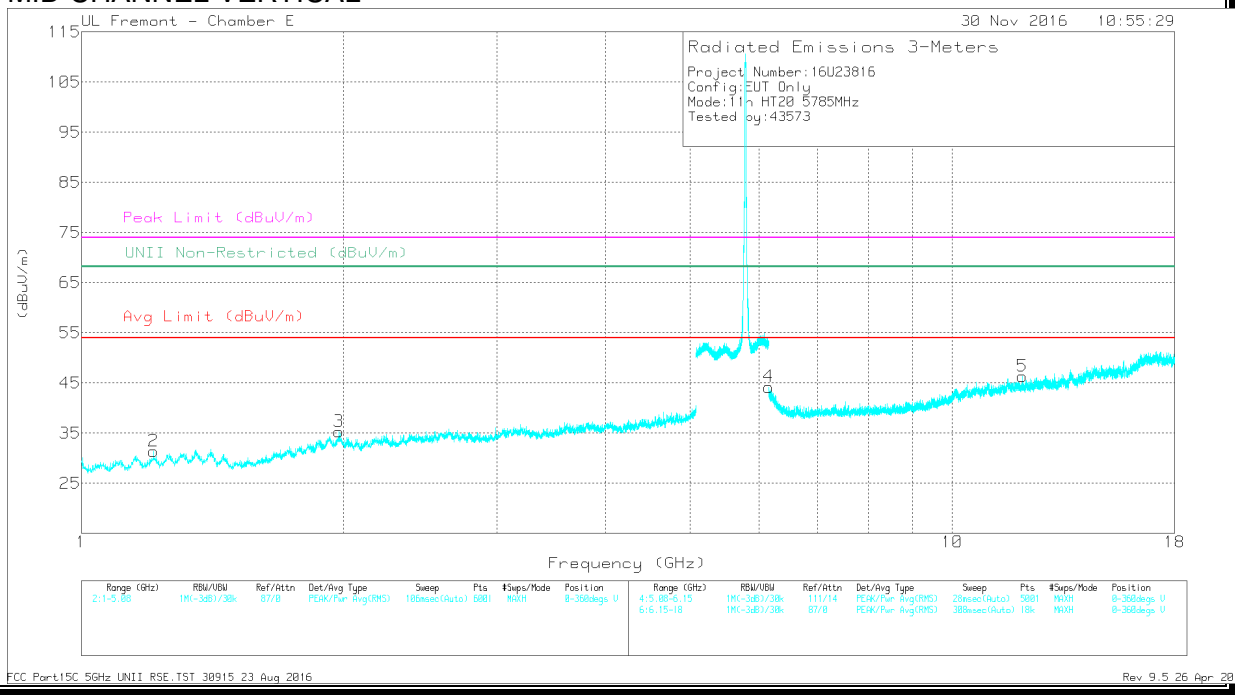

This report shall not be reproduced except in full, without the written approval of UL Verification Services Inc.

Marker	Frequency (GHz)	Meter Reading (dBuV)	Det	AF T711 (dB/m)	Amp/Cbl/Fltr/Pad (dB)	Corrected Reading (dBuV/m)	Avg Limit (dBuV/m)	Margin (dB)	Peak Limit (dBuV/m)	PK Margin (dB)	UNII Non-Restricted (dBuV/m)	PK Margin (dB)	Azimuth (Degs)	Height (cm)	Polarity
1	* 2.694	42.43	PK-U	32.6	-32.3	42.73	-	-	74	-31.27	-	-	58	121	H
	* 2.692	31.55	ADR	32.6	-32.2	31.95	54	-22.05	-	-	-	-	58	121	H
2	* 1.212	44.73	PK-U	28.6	-35.5	37.83	-	-	74	-36.17	-	-	105	186	V
	* 1.209	34.18	ADR	28.6	-35.5	27.28	54	-26.72	-	-	-	-	105	186	V
3	1.977	43.62	PK-U	31.8	-33	42.42	-	-	-	-	68.2	-25.78	30	208	V
4	6.154	39.65	PK-U	35.5	-28.3	46.85	-	-	-	-	68.2	-21.35	67	158	V
5	* 12.032	36.4	PK-U	38.9	-24.3	51	-	-	74	-23	-	-	269	253	V
	* 12.031	26.78	ADR	38.9	-24.2	41.48	54	-12.52	-	-	-	-	269	253	V
6	* 12.23	37.28	PK-U	39	-24.6	51.68	-	-	74	-22.32	-	-	36	140	H
	* 12.23	27.16	ADR	39	-24.6	41.56	54	-12.44	-	-	-	-	36	140	H

* - indicates frequency in CFR47 Pt 15 / IC RSS-Restricted Band
PK-U - U-NII: Maximum Peak
ADR - U-NII AD primary method, RMS average

This report shall not be reproduced except in full, without the written approval of UL Verification Services Inc.

HIGH CHANNEL HORIZONTAL

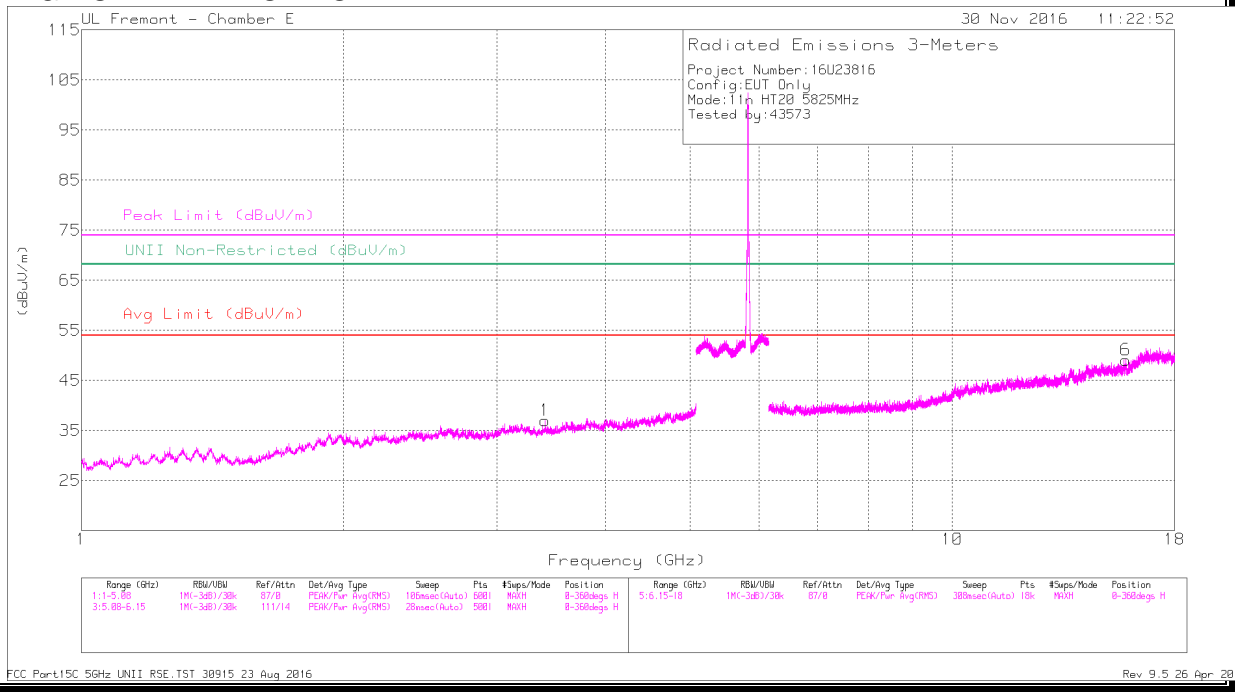

HIGH CHANNEL VERTICAL

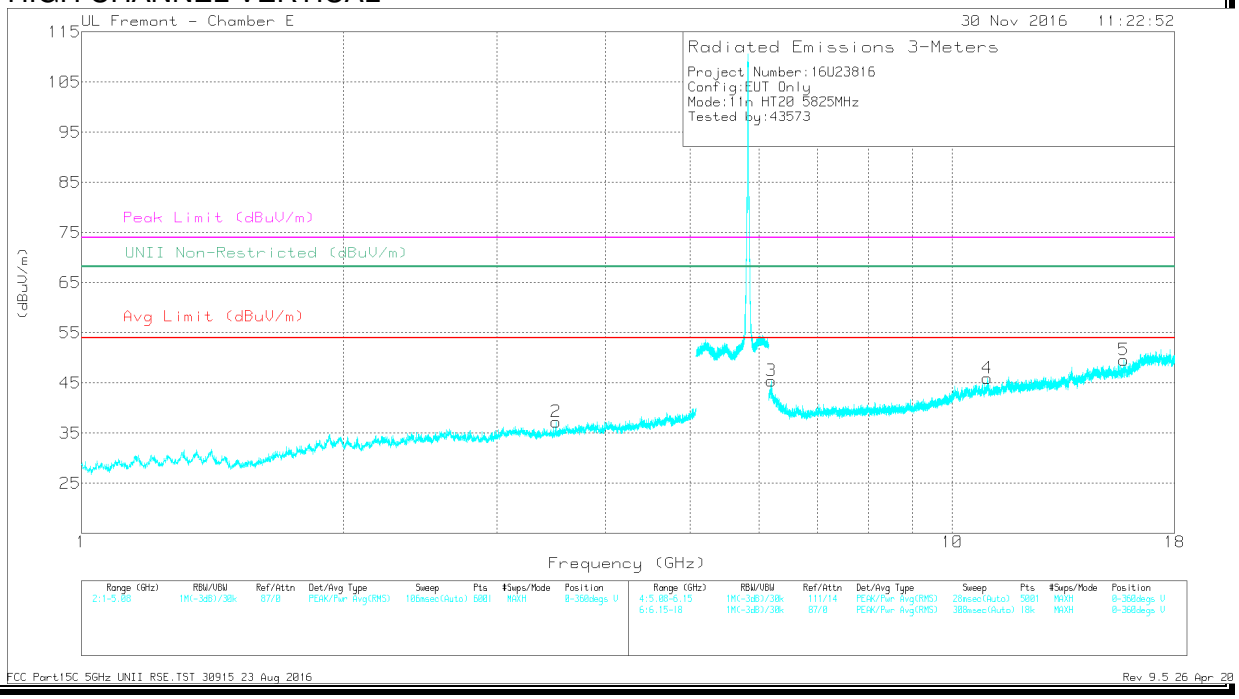

This report shall not be reproduced except in full, without the written approval of UL Verification Services Inc.

Marker	Frequency (GHz)	Meter Reading (dBuV)	Det	AF T711 (dB/m)	Amp/Cbl/Fltr/Pad (dB)	Corrected Reading (dBuV/m)	Avg Limit (dBuV/m)	Margin (dB)	Peak Limit (dBuV/m)	PK Margin (dB)	UNII Non-Restricted (dBuV/m)	PK Margin (dB)	Azimuth (Degs)	Height (cm)	Polarity
1	3.405	40.44	PK-U	32.9	-30.7	42.64	-	-	-	-	68.2	-25.56	82	134	H
2	* 3.507	41.25	PK-U	32.9	-31.4	42.75	-	-	74	-31.25	-	-	66	103	V
	* 3.506	30.83	ADR	32.9	-31.4	32.33	54	-21.67	-	-	-	-	66	103	V
3	6.194	39.48	PK-U	35.6	-28	47.08	-	-	-	-	68.2	-21.12	138	285	V
4	* 10.968	36.08	PK-U	38	-22.4	51.68	-	-	74	-22.32	-	-	39	114	V
	* 10.968	26.04	ADR	38	-22.4	41.64	54	-12.36	-	-	-	-	39	114	V
5	* 15.735	37.82	PK-U	40.6	-22.9	55.52	-	-	74	-18.48	-	-	253	169	H
	* 15.735	27.99	ADR	40.6	-22.9	45.69	54	-8.31	-	-	-	-	253	169	H
6	* 15.819	38.11	PK-U	40.6	-22.9	55.81	-	-	74	-18.19	-	-	150	230	H
	* 15.821	27.84	ADR	40.6	-22.9	45.54	54	-8.46	-	-	-	-	150	230	H

* - indicates frequency in CFR47 Pt 15 / IC RSS-Restricted Band
PK-U - U-NII: Maximum Peak
ADR - U-NII AD primary method, RMS average

This report shall not be reproduced except in full, without the written approval of UL Verification Services Inc.

9.2.38. 11n HT20 ANTENNA B SISO MODE IN THE 5.8GHz BAND

RESTRICTED BANDEDGE (LOW CHANNEL)

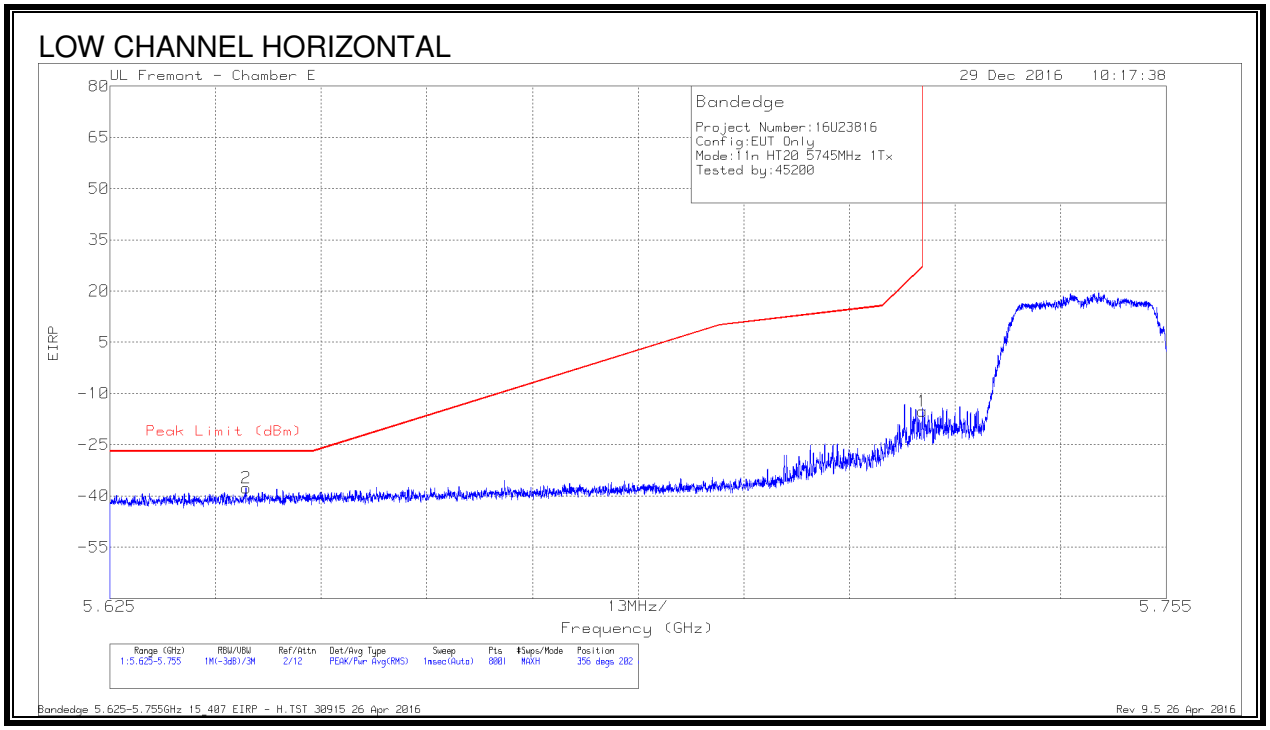

Marker	Frequency (GHz)	Meter Reading (dBm)	Det	AF T711 (dB/m)	Amp/Cbl /Fltr/Pad (dB)	Conversion Factor (dB)	Corrected Reading EIRP	Peak Limit (dBm)	PK Margin (dB)	Azimuth (Degs)	Height (cm)	Polarity
1	5.725	-42.36	Pk	34.9	-19.6	11.8	-15.26	26.97	-42.23	356	202	H
2	5.642	-64.72	Pk	34.8	-19.5	11.8	-37.62	-27	-10.62	356	202	H

Pk - Peak detector

This report shall not be reproduced except in full, without the written approval of UL Verification Services Inc.

LOW CHANNEL VERTICAL

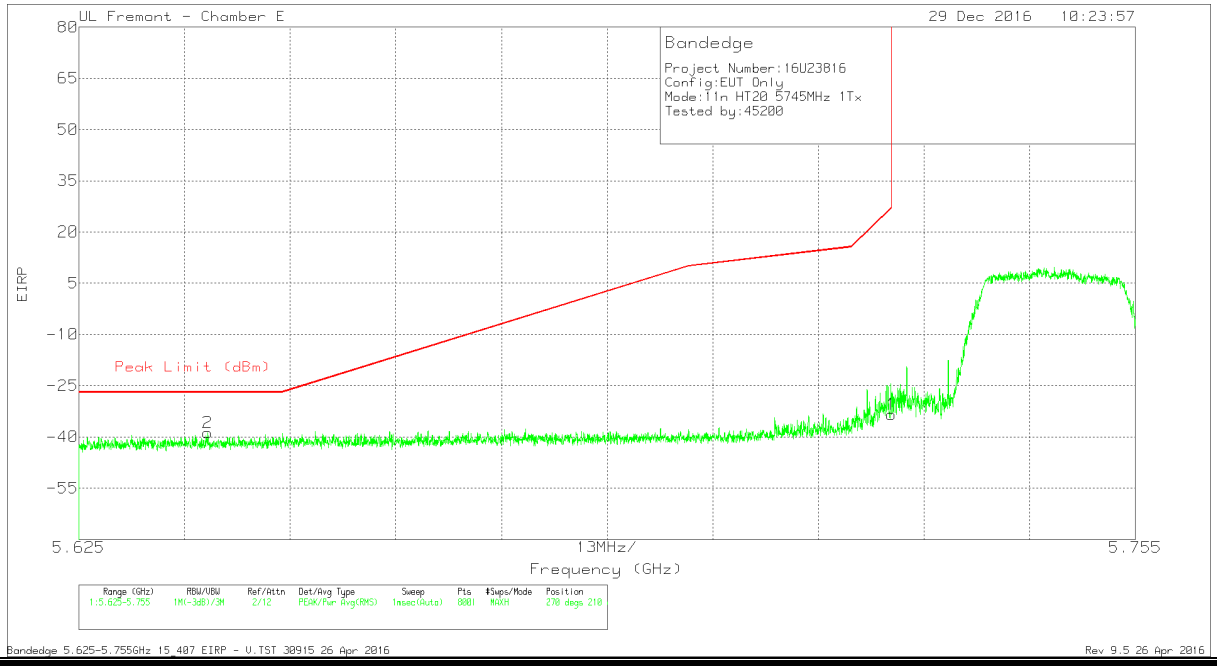

Marker	Frequency (GHz)	Meter Reading (dBm)	Det	AF T711 (dB/m)	Amp/Cbl/ Fltr/Pad (dB)	Conversion Factor (dB)	Corrected Reading EIRP	Peak Limit (dBm)	PK Margin (dB)	Azimuth (Degs)	Height (cm)	Polarity
1	5.725	-60.61	Pk	34.9	-19.6	11.8	-33.51	26.97	-60.48	270	210	V
2	5.641	-65.88	Pk	34.8	-19.5	11.8	-38.78	-27	-11.78	270	210	V

Pk - Peak detector

This report shall not be reproduced except in full, without the written approval of UL Verification Services Inc.

AUTHORIZED BANDEDGE (HIGH CHANNEL)

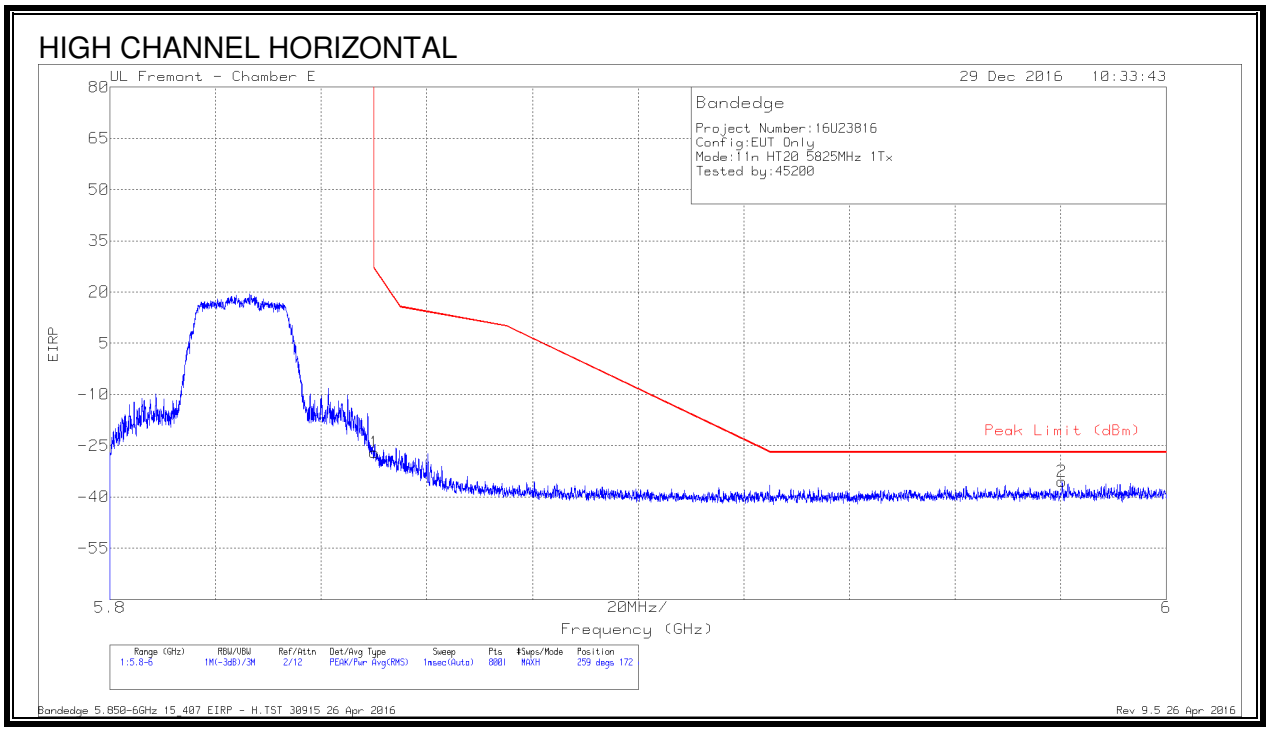

Marker	Frequency (GHz)	Meter Reading (dBm)	Det	AF T711 (dB/m)	Amp/Cbl/ Fltr/Pad (dB)	Conversion Factor (dB)	Corrected Reading EIRP	Peak Limit (dBm)	PK Margin (dB)	Azimuth (Degs)	Height (cm)	Polarity
1	5.85	-54.23	Pk	34.9	-19.5	11.8	-27.03	26.94	-53.97	259	172	H
2	5.98	-63.25	Pk	35	-19	11.8	-35.45	-27	-8.45	259	172	H

Pk - Peak detector

UL VERIFICATION SERVICES INC. FORM NO: CCSUP4701J
47173 BENICIA STREET, FREMONT, CA 94538, USA TEL: (510) 771-1000 FAX: (510) 661-0888
This report shall not be reproduced except in full, without the written approval of UL Verification Services Inc.

HIGH CHANNEL VERTICAL

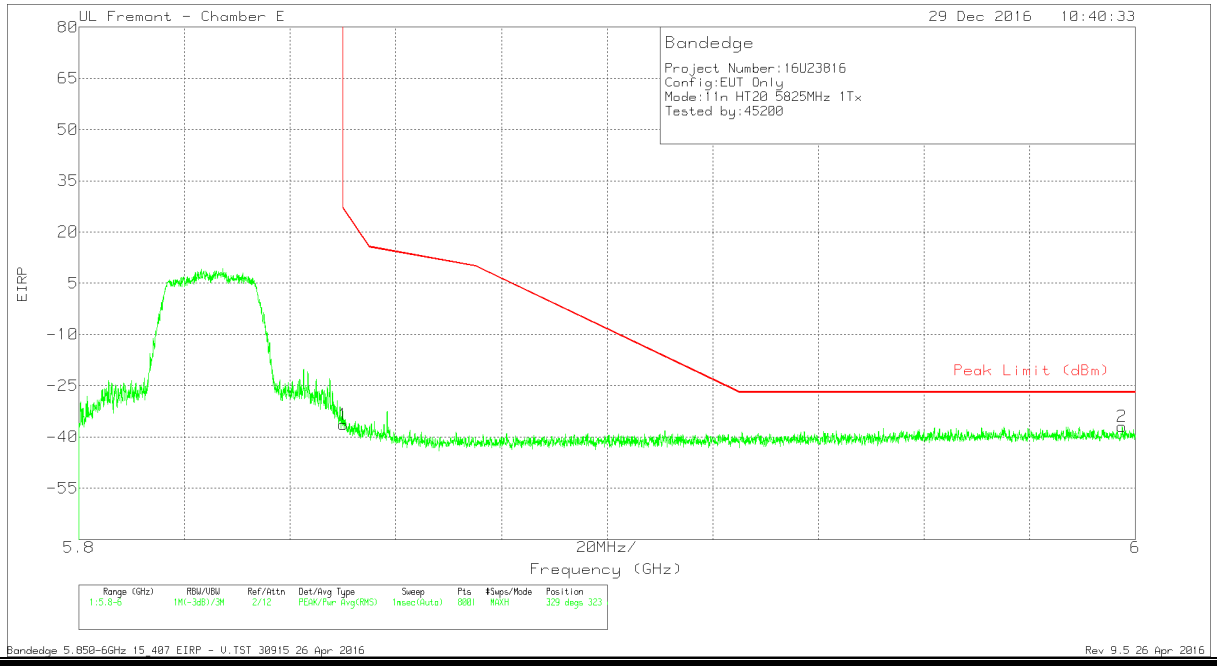

Marker	Frequency (GHz)	Meter Reading (dBm)	Det	AF T711 (dB/m)	Amp/Cbl /Fltr/Pad (dB)	Conversion Factor (dB)	Corrected Reading EIRP	Peak Limit (dBm)	PK Margin (dB)	Azimuth (Degs)	Height (cm)	Polarity
1	5.85	-63.61	Pk	34.9	-19.5	11.8	-36.41	26.94	-63.35	329	323	V
2	5.998	-65.07	Pk	35.1	-18.8	11.8	-36.97	-27	-9.97	329	323	V

Pk - Peak detector

This report shall not be reproduced except in full, without the written approval of UL Verification Services Inc.

HARMONICS AND SPURIOUS EMISSIONS

LOW CHANNEL HORIZONTAL

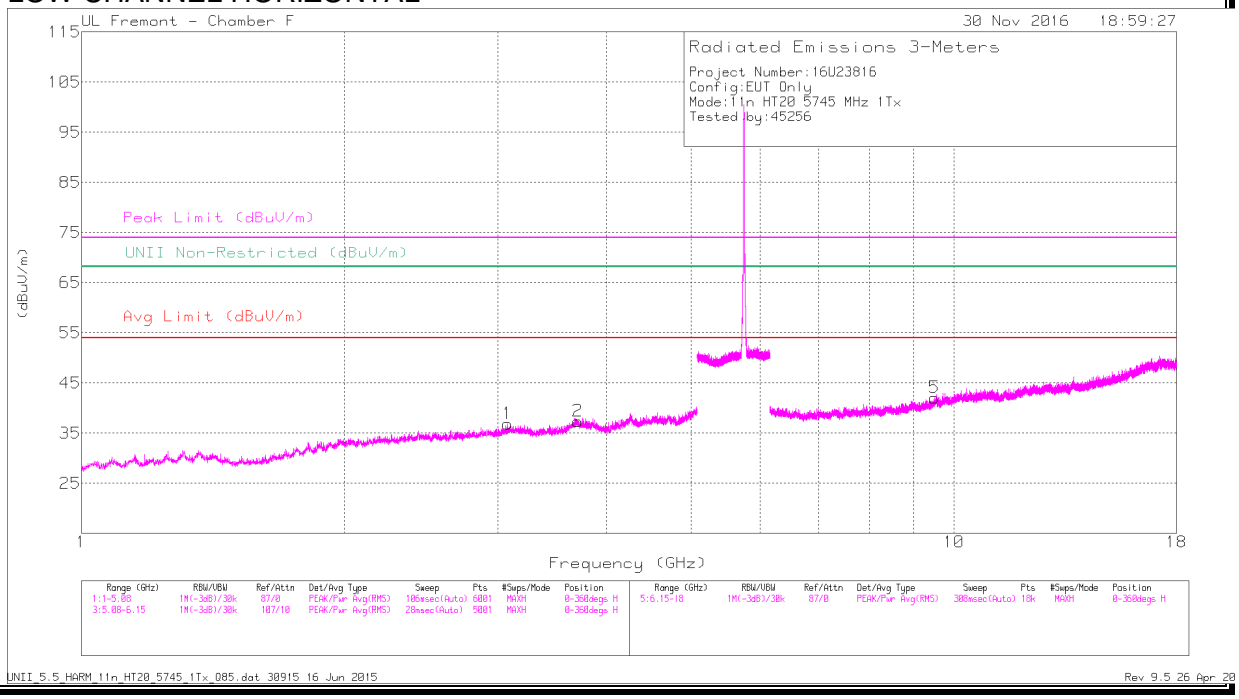

LOW CHANNEL VERTICAL

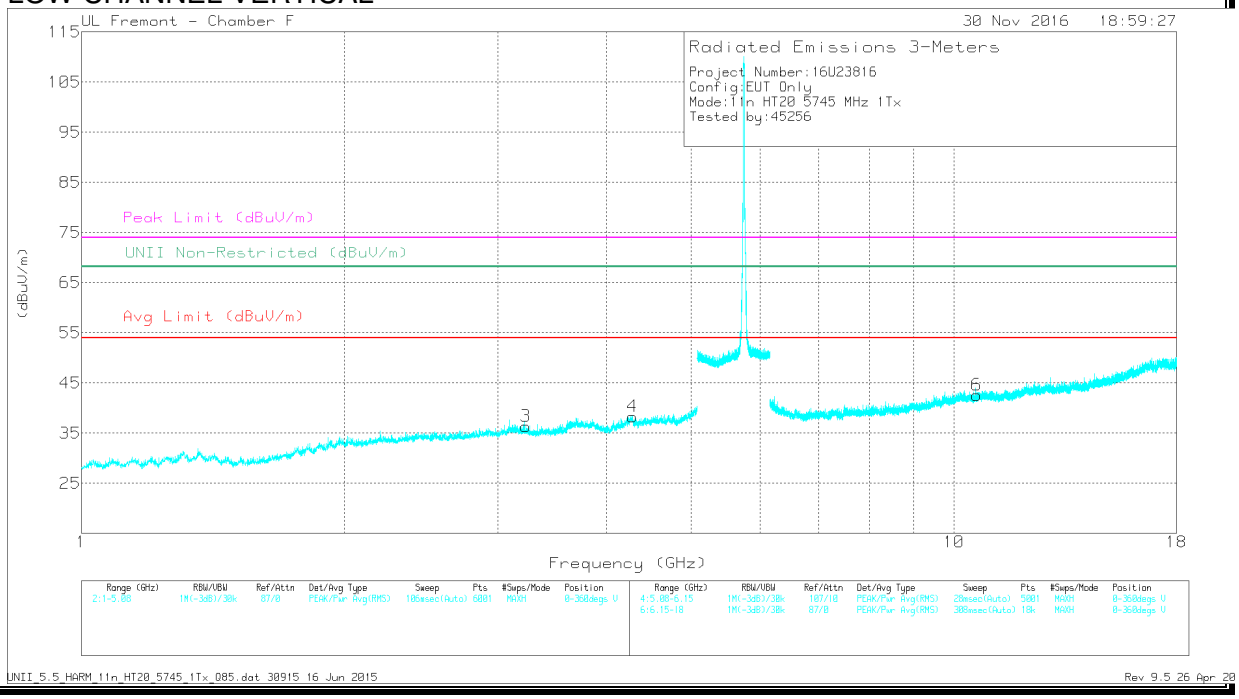

This report shall not be reproduced except in full, without the written approval of UL Verification Services Inc.

Marker	Frequency (GHz)	Meter Reading (dBuV)	Det	AF T344 (dB/m)	Amp/Cbl/ Fltr/Pad (dB)	Corrected Reading (dBuV/m)	Avg Limit (dBuV/m)	Margin (dB)	Peak Limit (dBuV/m)	PK Margin (dB)	UNII Non-Restricted (dBuV/m)	PK Margin (dB)	Azimuth (Degs)	Height (cm)	Polarity
1	3.077	39.44	PK-U	33.1	-29.6	42.94	-	-	-	-	68.2	-25.26	356	358	H
2	* 3.707	38.47	PK-U	33.3	-28.9	42.87	-	-	74	-31.13	-	-	48	303	H
	* 3.705	27.67	ADR	33.3	-28.9	32.07	54	-21.93	-	-	-	-	48	303	H
3	3.231	39.75	PK-U	33	-29.7	43.05	-	-	-	-	68.2	-25.15	248	190	V
4	* 4.281	37.26	PK-U	33.7	-26.9	44.06	-	-	74	-29.94	-	-	347	366	V
	* 4.28	26.67	ADR	33.7	-26.8	33.57	54	-20.43	-	-	-	-	347	366	V
5	* 9.441	34.33	PK-U	36.4	-22.6	48.13	-	-	74	-25.87	-	-	130	276	H
	9.211	23.85	ADR	36.2	-22.8	37.25	-	-	-	-	-	-	130	276	H
6	* 10.623	33.31	PK-U	37.6	-21.9	49.01	-	-	74	-24.99	-	-	328	335	V
	* 10.626	23.01	ADR	37.6	-21.9	38.71	54	-15.29	-	-	-	-	328	335	V

* - indicates frequency in CFR47 Pt 15 / IC RSS-Restricted Band
PK-U - U-NII: Maximum Peak
ADR - U-NII AD primary method, RMS average

UL VERIFICATION SERVICES INC. FORM NO: CCSUP4701J
47173 BENICIA STREET, FREMONT, CA 94538, USA TEL: (510) 771-1000 FAX: (510) 661-0888
This report shall not be reproduced except in full, without the written approval of UL Verification Services Inc.

MID CHANNEL HORIZONTAL

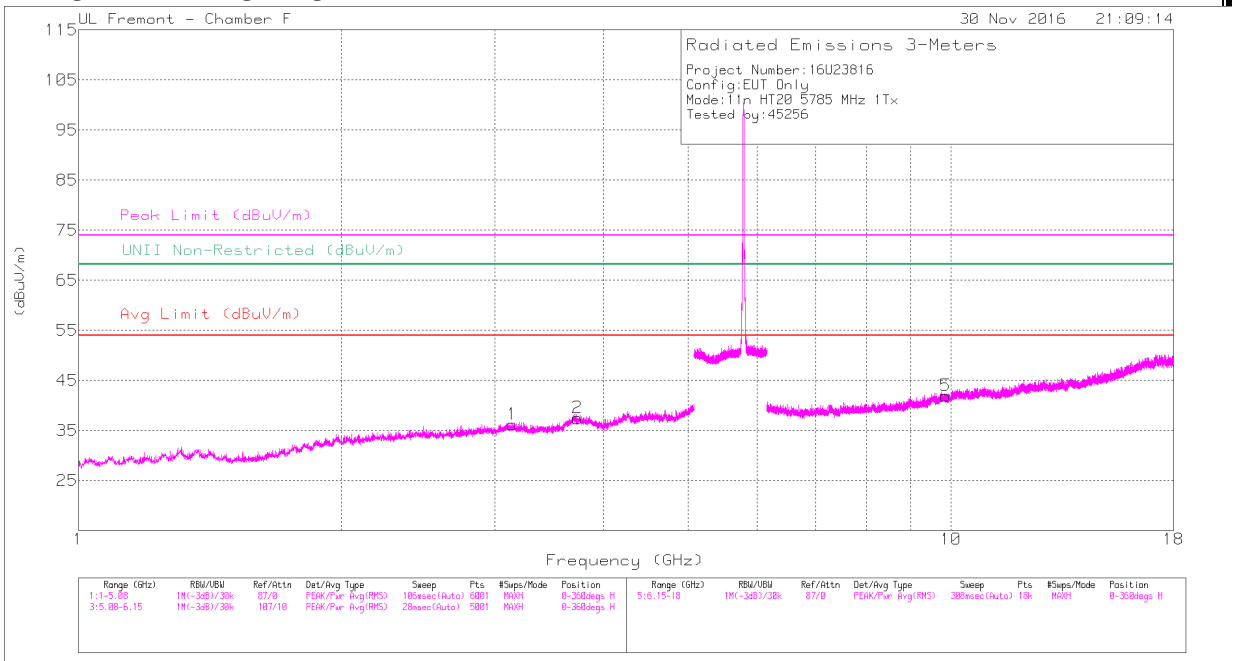

MID CHANNEL VERTICAL

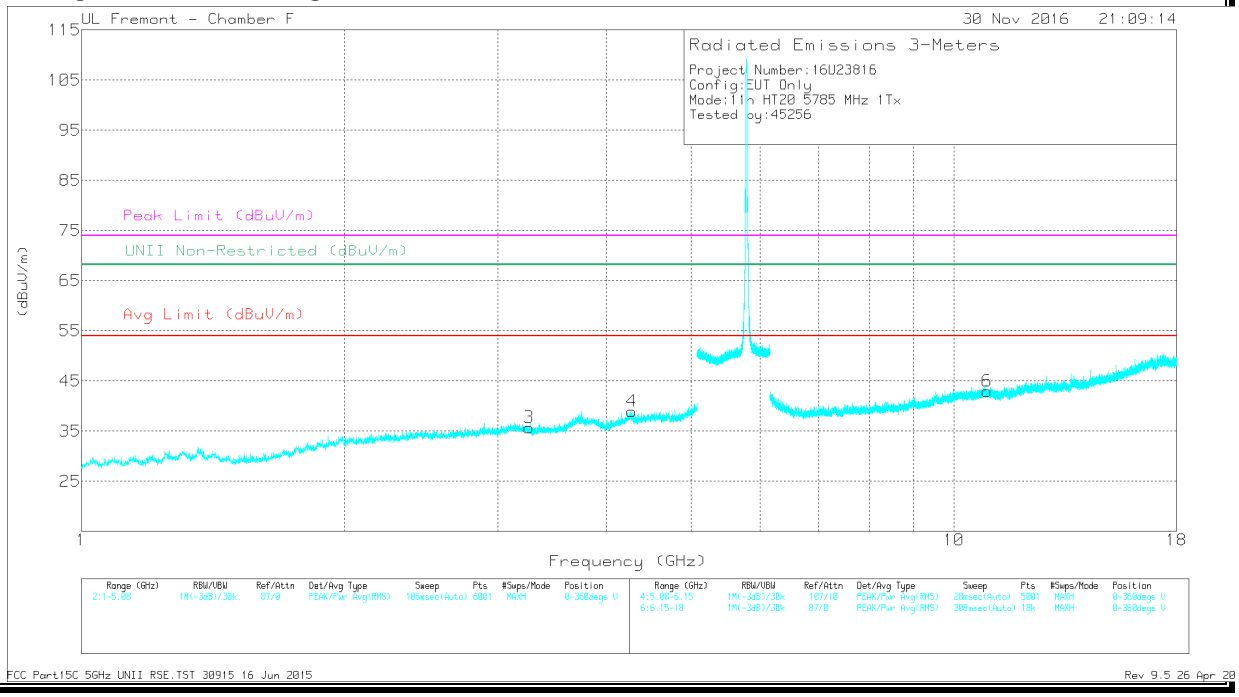

This report shall not be reproduced except in full, without the written approval of UL Verification Services Inc.

Marker	Frequency (GHz)	Meter Reading (dBuV)	Det	AF T344 (dB/m)	Amp/Cbl/ Fltr/Pad (dB)	Corrected Reading (dBuV/m)	Avg Limit (dBuV/m)	Margin (dB)	Peak Limit (dBuV/m)	PK Margin (dB)	UNII Non-Restricted (dBuV/m)	PK Margin (dB)	Azimuth (Degs)	Height (cm)	Polarity
1	3.146	39.11	PK-U	33.2	-29.5	42.81	-	-	-	-	68.2	-25.39	210	255	H
2	* 3.736	39.05	PK-U	33.4	-29.2	43.25	-	-	74	-30.75	-	-	297	260	H
	* 3.734	28.12	ADR	33.4	-29.2	32.32	54	-21.68	-	-	-	-	297	260	H
3	* 3.263	39.75	PK-U	32.8	-29.7	42.85	-	-	74	-31.15	-	-	220	308	V
	* 3.262	28.45	ADR	32.8	-29.7	31.55	54	-22.45	-	-	-	-	220	308	V
4	* 4.272	37.8	PK-U	33.7	-26.6	44.9	-	-	74	-29.1	-	-	322	212	V
	* 4.272	26.87	ADR	33.7	-26.6	33.97	54	-20.03	-	-	-	-	322	212	V
5	9.867	33.75	PK-U	36.9	-22	48.65	-	-	-	-	68.2	-19.55	249	208	H
6	* 10.915	33.54	PK-U	37.9	-22.1	49.34	-	-	74	-24.66	-	-	318	190	V
	* 10.916	23.09	ADR	37.9	-22.1	38.89	54	-15.11	-	-	-	-	318	190	V

* - indicates frequency in CFR47 Pt 15 / IC RSS-Restricted Band
PK-U - U-NII: Maximum Peak
ADR - U-NII AD primary method, RMS average

This report shall not be reproduced except in full, without the written approval of UL Verification Services Inc.

HIGH CHANNEL HORIZONTAL

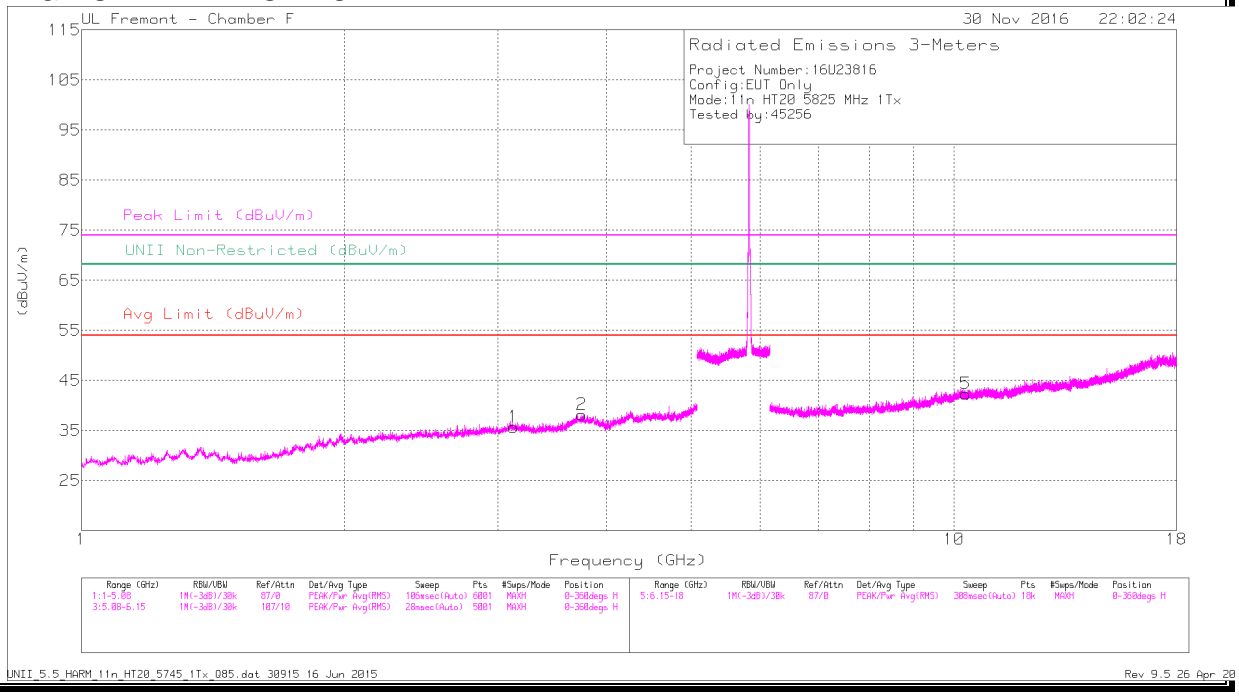

HIGH CHANNEL VERTICAL

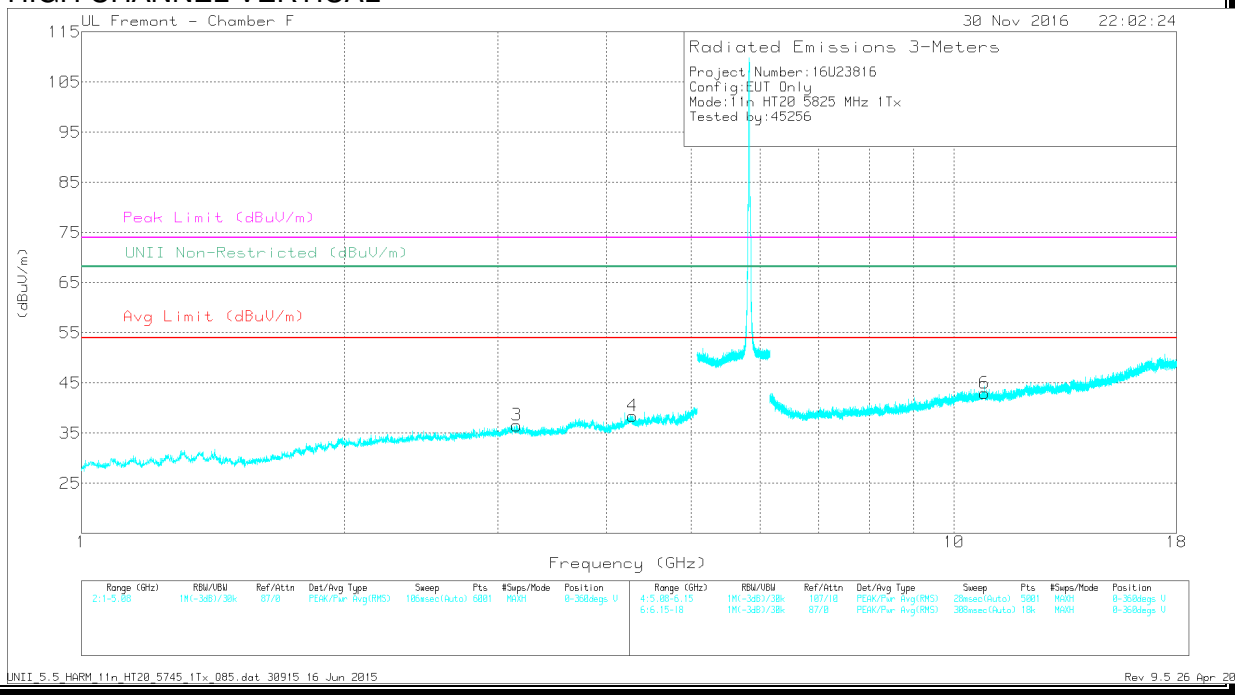

This report shall not be reproduced except in full, without the written approval of UL Verification Services Inc.

Marker	Frequency (GHz)	Meter Reading (dBuV)	Det	AF T344 (dB/m)	Amp/Cbl/Fltr/Pad (dB)	Corrected Reading (dBuV/m)	Avg Limit (dBuV/m)	Margin (dB)	Peak Limit (dBuV/m)	PK Margin (dB)	UNII Non-Restricted (dBuV/m)	PK Margin (dB)	Azimuth (Degs)	Height (cm)	Polarity
1	3.128	38.96	PK-U	33.2	-29.2	42.96	-	-	-	-	68.2	-25.24	98	188	H
2	* 3.746	38.91	PK-U	33.4	-29.2	43.11	-	-	74	-30.89	-	-	17	226	H
	* 3.748	28.08	ADR	33.4	-29.2	32.28	54	-21.72	-	-	-	-	17	226	H
3	3.158	40.14	PK-U	33.2	-29.7	43.64	-	-	-	-	68.2	-24.56	314	337	V
4	* 4.283	37.85	PK-U	33.7	-26.9	44.65	-	-	74	-29.35	-	-	89	255	V
	* 4.281	26.77	ADR	33.7	-26.9	33.57	54	-20.43	-	-	-	-	89	255	V
5	10.315	33.17	PK-U	37.3	-21.7	48.77	-	-	-	-	68.2	-19.43	329	298	H
6	* 10.847	34.49	PK-U	37.8	-21.8	50.49	-	-	74	-23.51	-	-	325	370	V
	* 10.847	22.94	ADR	37.8	-21.8	38.94	54	-15.06	-	-	-	-	325	370	V

* - indicates frequency in CFR47 Pt 15 / IC RSS-Restricted Band
PK-U - U-NII: Maximum Peak
ADR - U-NII AD primary method, RMS average

This report shall not be reproduced except in full, without the written approval of UL Verification Services Inc.

9.2.39. 11n HT20 2TX CDD MIMO MODE IN THE 5.8GHz BAND

RESTRICTED BANDEDGE (LOW CHANNEL)

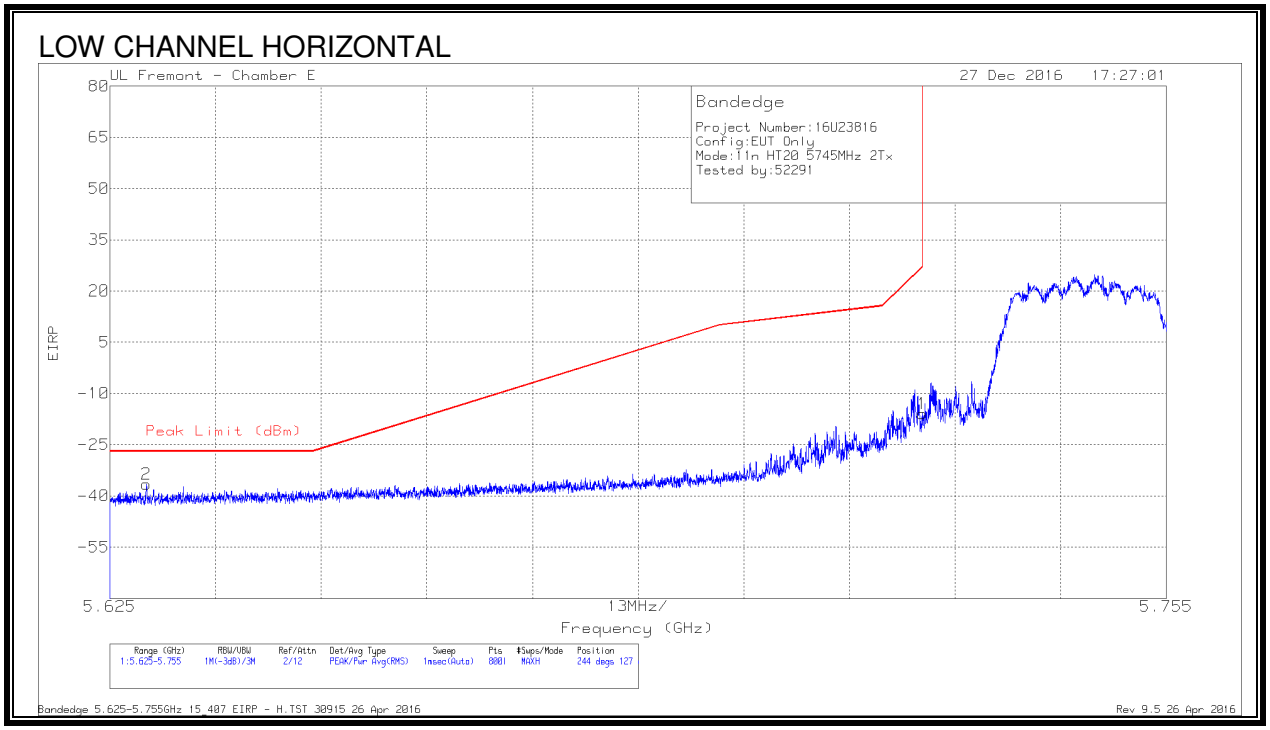

Marker	Frequency (GHz)	Meter Reading (dBm)	Det	AF T711 (dB/m)	Amp/Cbl/ Fltr/Pad (dB)	Conversion Factor (dB)	Corrected Reading EIRP	Peak Limit (dBm)	PK Margin (dB)	Azimuth (Degs)	Height (cm)	Polarity
1	5.725	-43.05	Pk	34.9	-19.6	11.8	-15.95	26.97	-42.92	244	127	H
2	5.629	-63.64	Pk	34.8	-19.6	11.8	-36.64	-27	-9.64	244	127	H

Pk - Peak detector

This report shall not be reproduced except in full, without the written approval of UL Verification Services Inc.

LOW CHANNEL VERTICAL

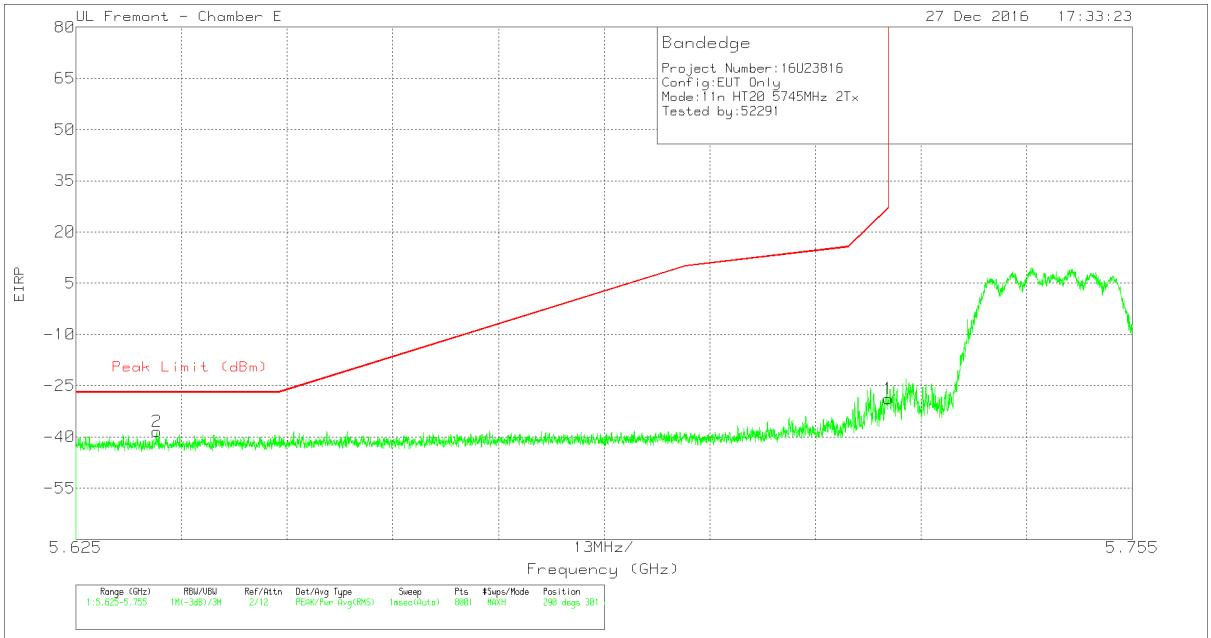

Marker	Frequency (GHz)	Meter Reading (dBm)	Det	AF T711 (dB/m)	Amp/Cbl /Fltr/Pad (dB)	Conversion Factor (dB)	Corrected Reading EIRP	Peak Limit (dBm)	PK Margin (dB)	Azimuth (Degs)	Height (cm)	Polarity
1	5.725	-55.95	Pk	34.9	-19.6	11.8	-28.85	26.97	-55.82	290	301	V
2	5.635	-65.33	Pk	34.8	-19.6	11.8	-38.33	-27	-11.33	290	301	V

Pk - Peak detector

UL VERIFICATION SERVICES INC. FORM NO: CCSUP4701J
47173 BENICIA STREET, FREMONT, CA 94538, USA TEL: (510) 771-1000 FAX: (510) 661-0888
This report shall not be reproduced except in full, without the written approval of UL Verification Services Inc.

AUTHORIZED BANDEDGE (HIGH CHANNEL)

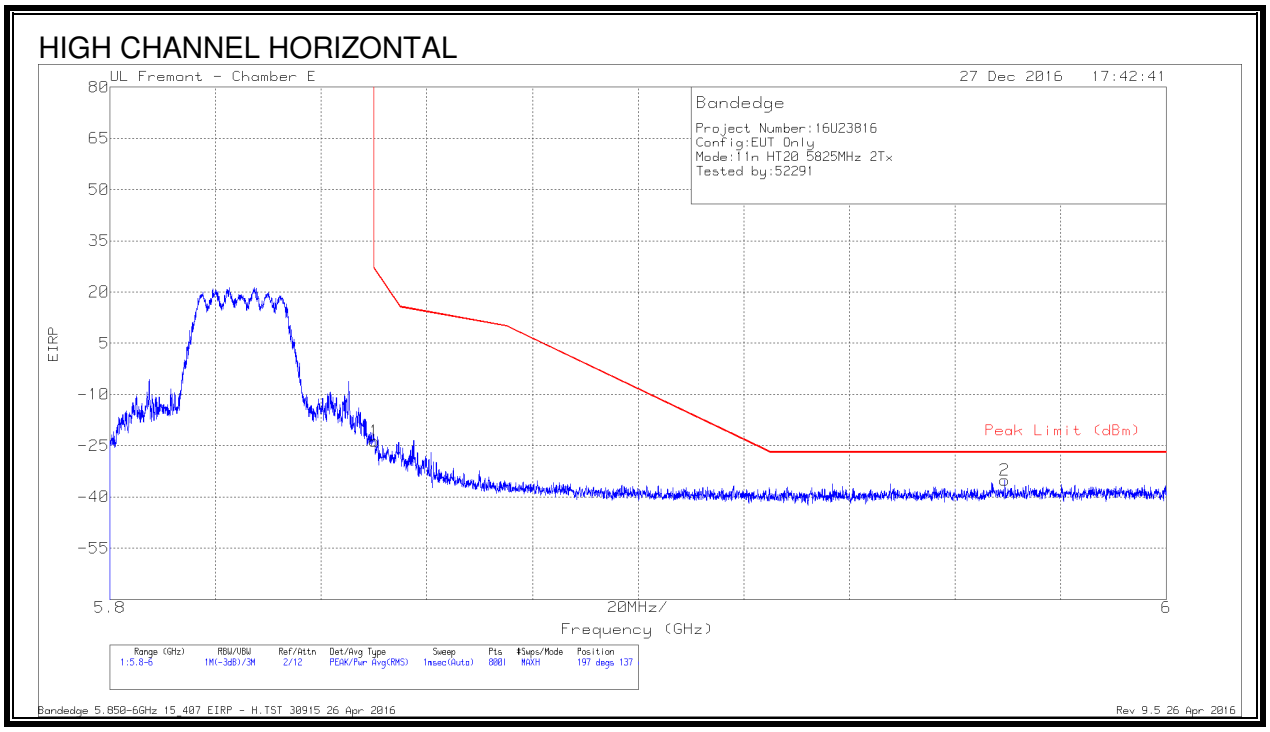

Marker	Frequency (GHz)	Meter Reading (dBm)	Det	AF T711 (dB/m)	Amp/Cbl /Fltr/Pad (dB)	Conversion Factor (dB)	Corrected Reading EIRP	Peak Limit (dBm)	PK Margin (dB)	Azimuth (Degs)	Height (cm)	Polarity
1	5.85	-50.79	Pk	34.9	-19.5	11.8	-23.59	26.94	-50.53	197	137	H
2	5.969	-62.93	Pk	35	-18.9	11.8	-35.03	-27	-8.03	197	137	H

Pk - Peak detector

UL VERIFICATION SERVICES INC. FORM NO: CCSUP4701J
47173 BENICIA STREET, FREMONT, CA 94538, USA TEL: (510) 771-1000 FAX: (510) 661-0888
This report shall not be reproduced except in full, without the written approval of UL Verification Services Inc.

HIGH CHANNEL VERTICAL

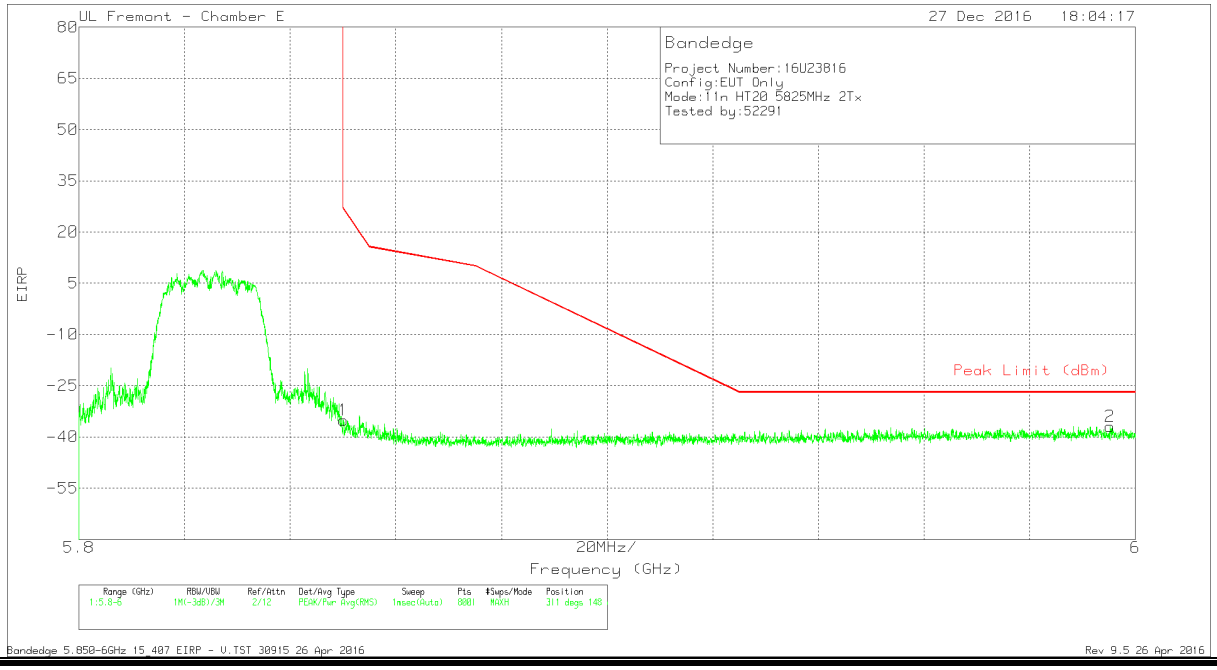

Marker	Frequency (GHz)	Meter Reading (dBm)	Det	AF T711 (dB/m)	Amp/Cbl /Fltr/Pad (dB)	Conversion Factor (dB)	Corrected Reading EIRP	Peak Limit (dBm)	PK Margin (dB)	Azimuth (Degs)	Height (cm)	Polarity
1	5.85	-62.21	Pk	34.9	-19.5	11.8	-35.01	26.94	-61.95	311	148	V
2	5.995	-65.06	Pk	35.1	-18.8	11.8	-36.96	-27	-9.96	311	148	V

Pk - Peak detector

UL VERIFICATION SERVICES INC. FORM NO: CCSUP4701J
47173 BENICIA STREET, FREMONT, CA 94538, USA TEL: (510) 771-1000 FAX: (510) 661-0888
This report shall not be reproduced except in full, without the written approval of UL Verification Services Inc.

HARMONICS AND SPURIOUS EMISSIONS

LOW CHANNEL HORIZONTAL

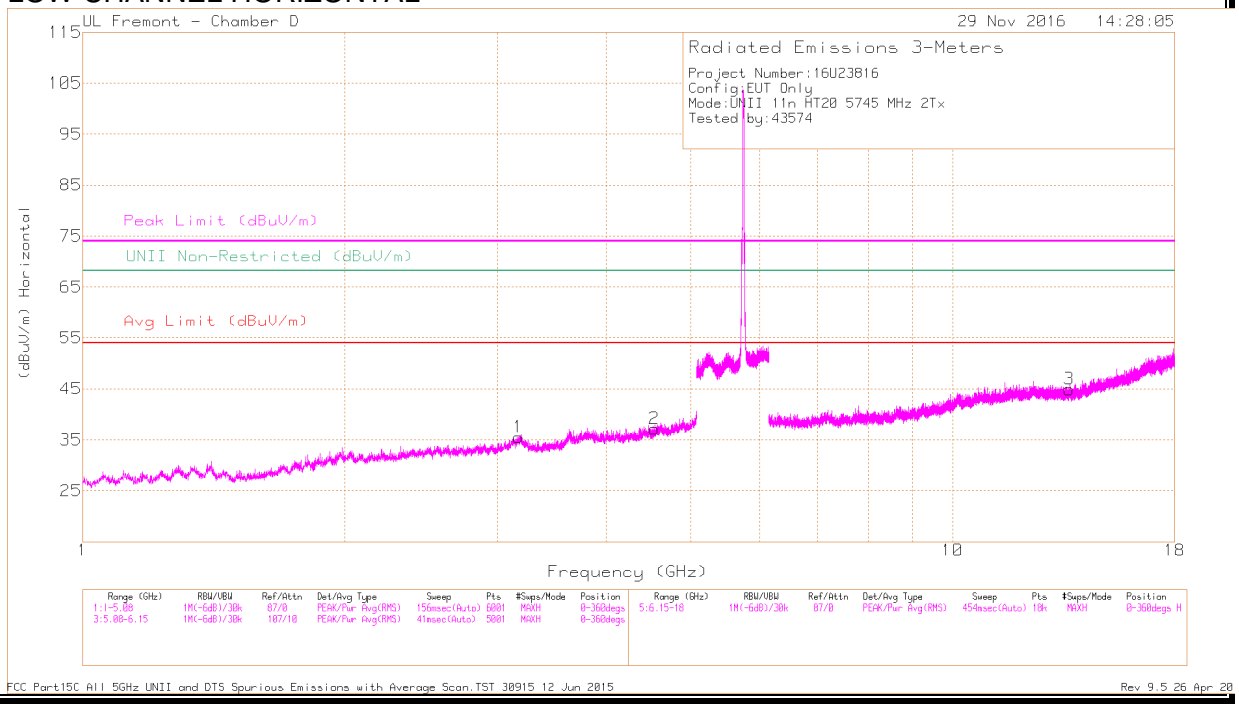

LOW CHANNEL VERTICAL

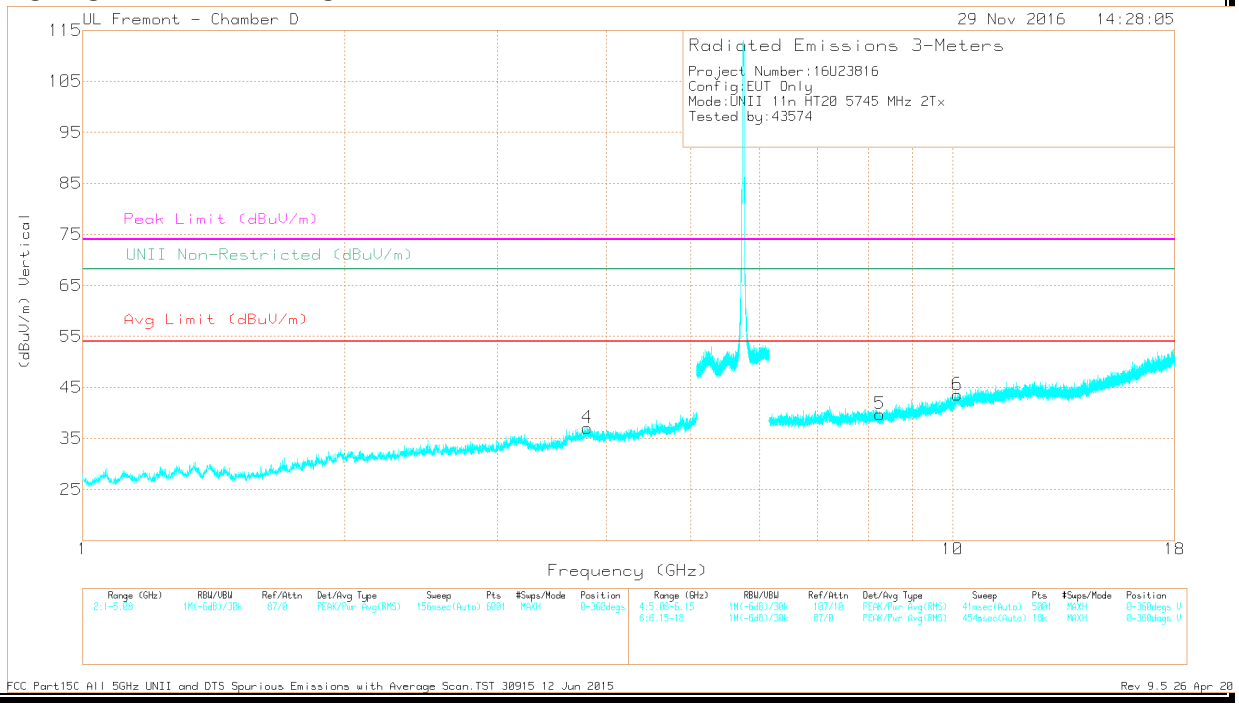

This report shall not be reproduced except in full, without the written approval of UL Verification Services Inc.

Marker	Frequency (GHz)	Meter Reading (dBuV)	Det	AF T712 (dB/m)	Amp/Cbl/Fltr/Pad (dB)	Corrected Reading (dBuV/m)	Avg Limit (dBuV/m)	Margin (dB)	Peak Limit (dBuV/m)	PK Margin (dB)	UNII Non-Restricted (dBuV/m)	PK Margin (dB)	Azimuth (Degs)	Height (cm)	Polarity
1	* 4.539	37.41	PK-U	34	-27.8	43.61	-	-	74	-30.39	-	-	36	141	H
	* 4.538	26.59	ADR	34	-27.8	32.79	54	-21.21	-	-	-	-	36	141	H
2	* 3.805	37.53	PK-U	33.6	-28.4	42.73	-	-	74	-31.27	-	-	360	233	V
	* 3.803	27.38	ADR	33.6	-28.4	32.58	54	-21.42	-	-	-	-	360	233	V
3	* 8.25	34.18	PK-U	35.8	-24.1	45.88	-	-	74	-28.12	-	-	192	240	V
	* 8.25	22.92	ADR	35.8	-24.1	34.62	54	-19.38	-	-	-	-	192	240	V
4	3.167	36.61	PK-U	33.7	-28.7	41.61	-	-	-	-	68.2	-26.59	82	235	H
	3.168	26.17	ADR	33.7	-28.7	31.17	-	-	-	-	-	-	82	235	H
5	10.126	33.49	PK-U	37.4	-20.5	50.39	-	-	-	-	68.2	-17.81	360	304	V
	10.126	21.29	ADR	37.4	-20.5	38.19	-	-	-	-	-	-	360	304	V
6	13.615	35.25	PK-U	38.6	-22.6	51.25	-	-	-	-	68.2	-16.95	0	173	H
	13.616	23.66	ADR	38.6	-22.6	39.66	-	-	-	-	-	-	0	173	H

* - indicates frequency in CFR47 Pt 15 / IC RSS-Restricted Band
PK-U - U-NII: Maximum Peak
ADR - U-NII AD primary method, RMS average

This report shall not be reproduced except in full, without the written approval of UL Verification Services Inc.

MID CHANNEL HORIZONTAL

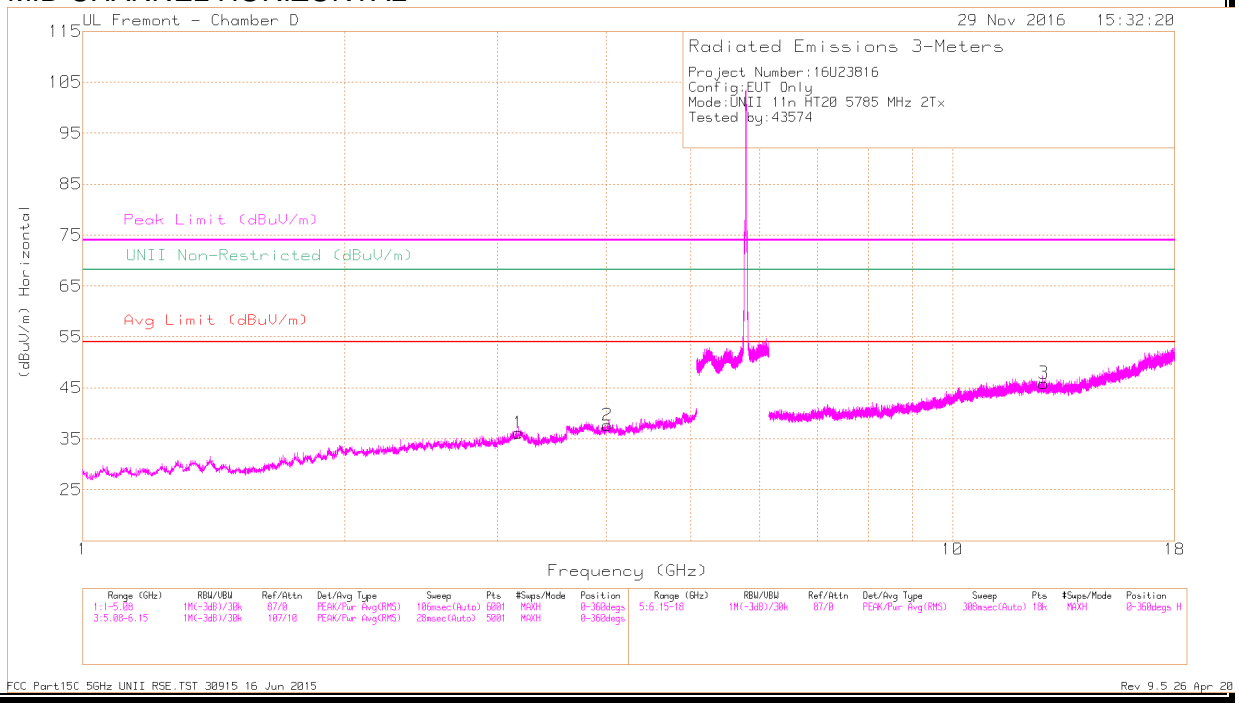

MID CHANNEL VERTICAL

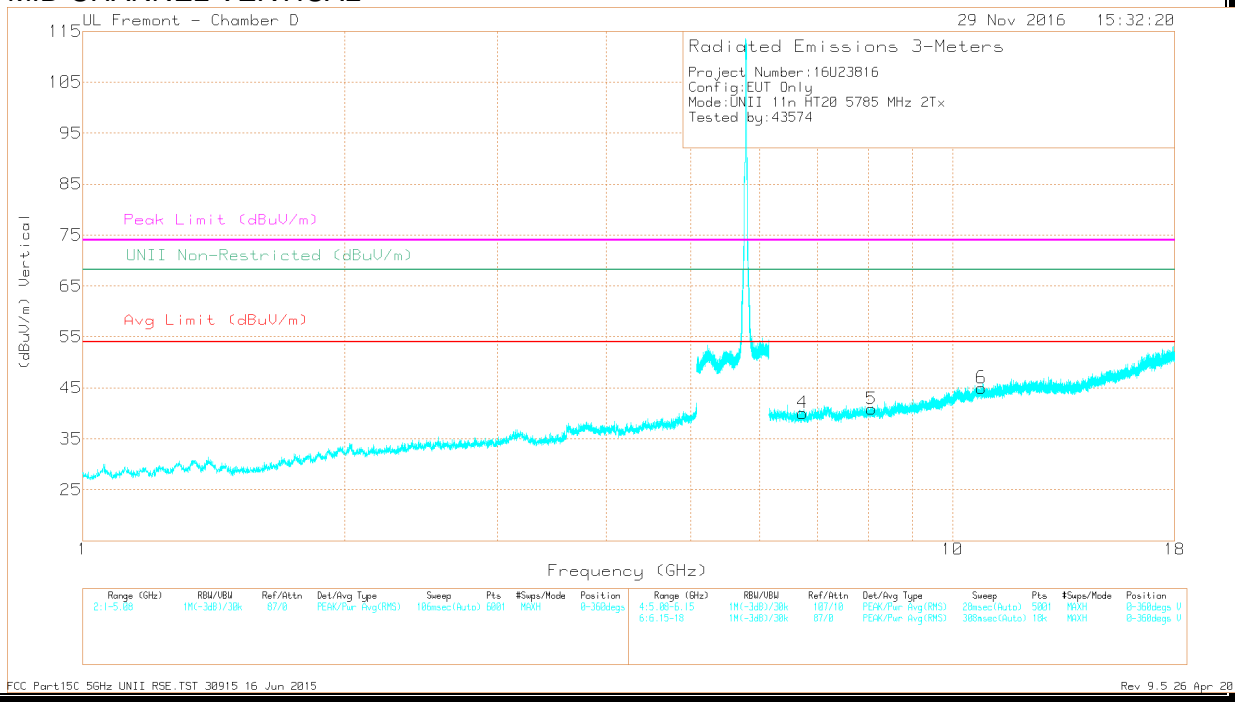

This report shall not be reproduced except in full, without the written approval of UL Verification Services Inc.

Marker	Frequency (GHz)	Meter Reading (dBuV)	Det	AF T712 (dB/m)	Amp/Cbl/Fltr/Pad (dB)	Corrected Reading (dBuV/m)	Avg Limit (dBuV/m)	Margin (dB)	Peak Limit (dBuV/m)	PK Margin (dB)	UNII Non-Restricted (dBuV/m)	PK Margin (dB)	Azimuth (Degs)	Height (cm)	Polarity
1	* 4.015	38.98	PK-U	33.3	-28.2	44.08	-	-	74	-29.92	-	-	360	400	H
	* 4.014	28.02	ADR	33.3	-28.1	33.22	54	-20.78	-	-	-	-	360	400	H
2	* 8.069	36.26	PK-U	35.8	-24	48.06	-	-	74	-25.94	-	-	360	400	V
	* 8.071	25.1	ADR	35.8	-24	36.9	54	-17.1	-	-	-	-	360	400	V
3	* 10.798	34.93	PK-U	37.9	-20.6	52.23	-	-	74	-21.77	-	-	0	100	V
	* 10.798	23.11	ADR	37.9	-20.6	40.41	54	-13.59	-	-	-	-	0	100	V
	3.166	27.55	ADR	33.7	-28.7	32.55	-	-	-	-	-	-	0	128	H
4	3.169	38.26	PK-U	33.7	-28.7	43.26	-	-	-	-	68.2	-24.94	0	128	H
	6.724	26.43	ADR	35.6	-26	36.03	-	-	-	-	-	-	0	100	V
5	6.725	37.69	PK-U	35.6	-26	47.29	-	-	-	-	68.2	-20.91	0	100	V
6	12.729	35.24	PK-U	39.2	-21.6	52.84	-	-	-	-	68.2	-15.36	263	201	H
	12.73	24.04	ADR	39.2	-21.6	41.64	-	-	-	-	-	-	263	201	H

* - indicates frequency in CFR47 Pt 15 / IC RSS-Restricted Band
PK-U - U-NII: Maximum Peak
ADR - U-NII AD primary method, RMS average

This report shall not be reproduced except in full, without the written approval of UL Verification Services Inc.

HIGH CHANNEL HORIZONTAL

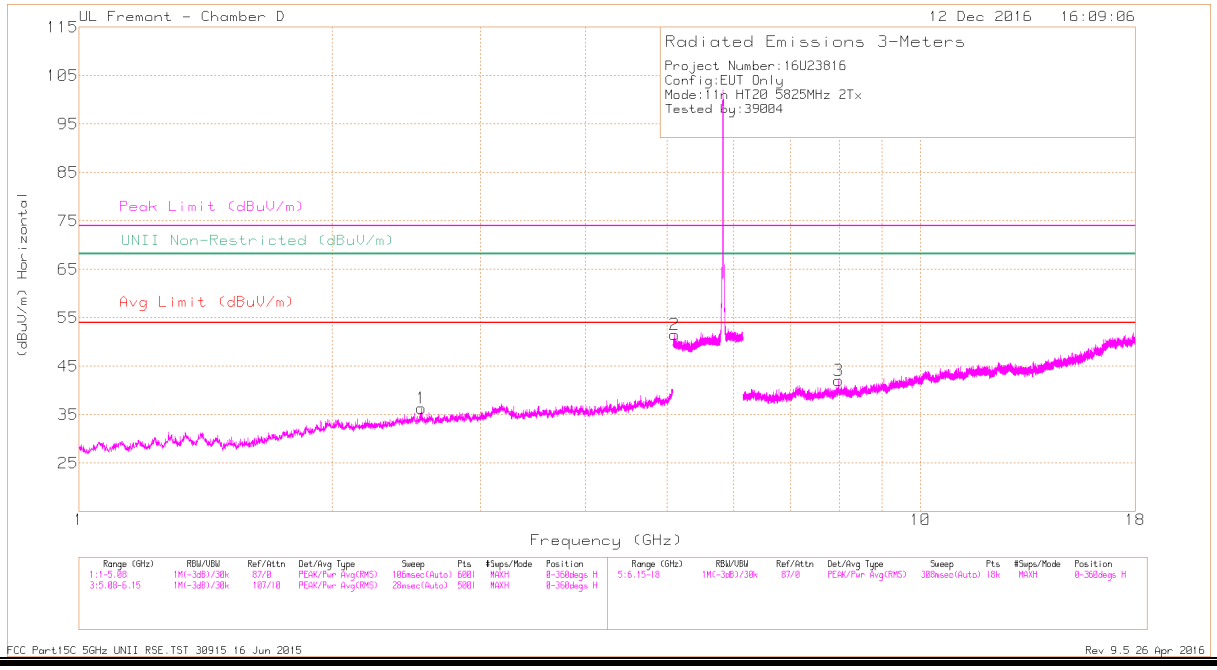

HIGH CHANNEL VERTICAL

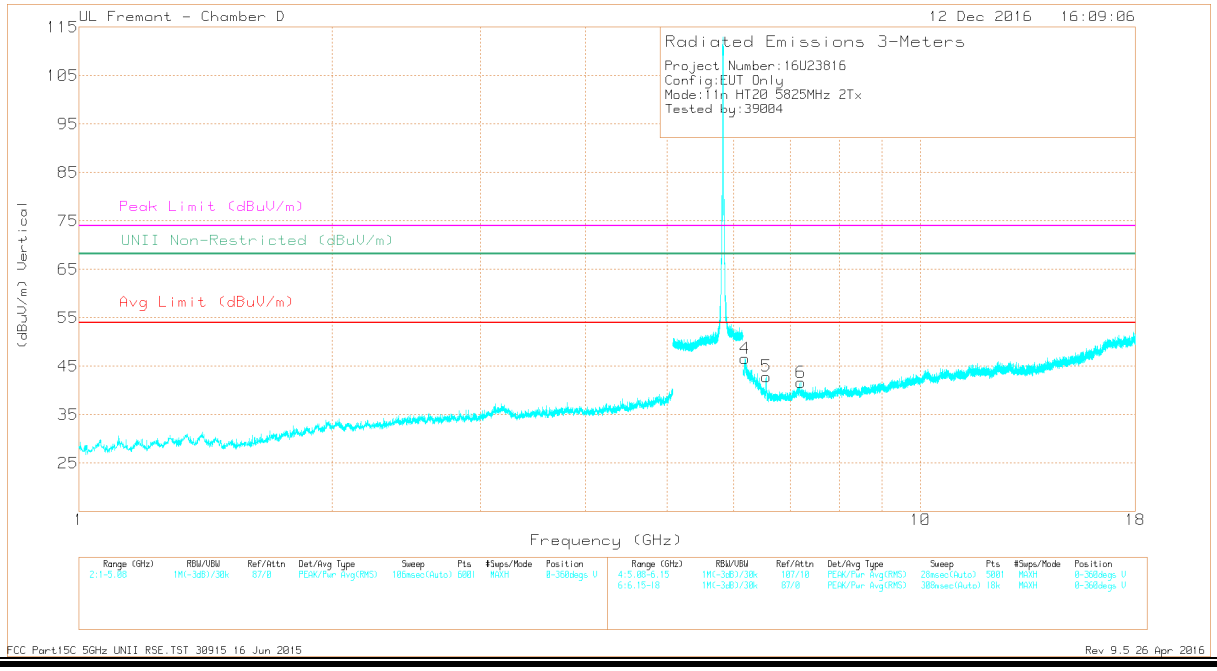

This report shall not be reproduced except in full, without the written approval of UL Verification Services Inc.

Marker	Frequency (GHz)	Meter Reading (dBuV)	Det	AF T712 (dB/m)	Amp/Cbl/ Fltr/Pad (dB)	Corrected Reading (dBuV/m)	Avg Limit (dBuV/m)	Margin (dB)	Peak Limit (dBuV/m)	PK Margin (dB)	UNII Non-Restricted (dBuV/m)	PK Margin (dB)	Azimuth (Degs)	Height (cm)	Polarity
1	2.553	39.64	PK-U	32.2	-29.7	42.14	-	-	-	-	68.2	-26.06	231	287	H
2	* 5.1	40.95	PK-U	34	-18.3	56.65	-	-	74	-17.35	-	-	341	178	H
	* 5.099	30.51	ADR	34	-18.3	46.21	54	-7.79	-	-	-	-	341	178	H
3	7.998	34.88	PK-U	35.9	-24	46.78	-	-	-	-	68.2	-21.42	360	273	H
4	6.191	45.62	PK-U	35.6	-26.4	54.82	-	-	-	-	68.2	-13.38	115	107	V
5	6.554	40.86	PK-U	35.6	-25.8	50.66	-	-	-	-	68.2	-17.54	114	229	V
6	7.207	34.74	PK-U	35.7	-23.9	46.54	-	-	-	-	68.2	-21.66	235	213	V

* - indicates frequency in CFR47 Pt 15 / IC RSS-Restricted Band
PK-U - U-NII: Maximum Peak
ADR - U-NII AD primary method, RMS average

This report shall not be reproduced except in full, without the written approval of UL Verification Services Inc.

9.2.40. 11n HT40 ANTENNA A SISO MODE IN THE 5.8GHz BAND

RESTRICTED BANDEDGE (LOW CHANNEL)

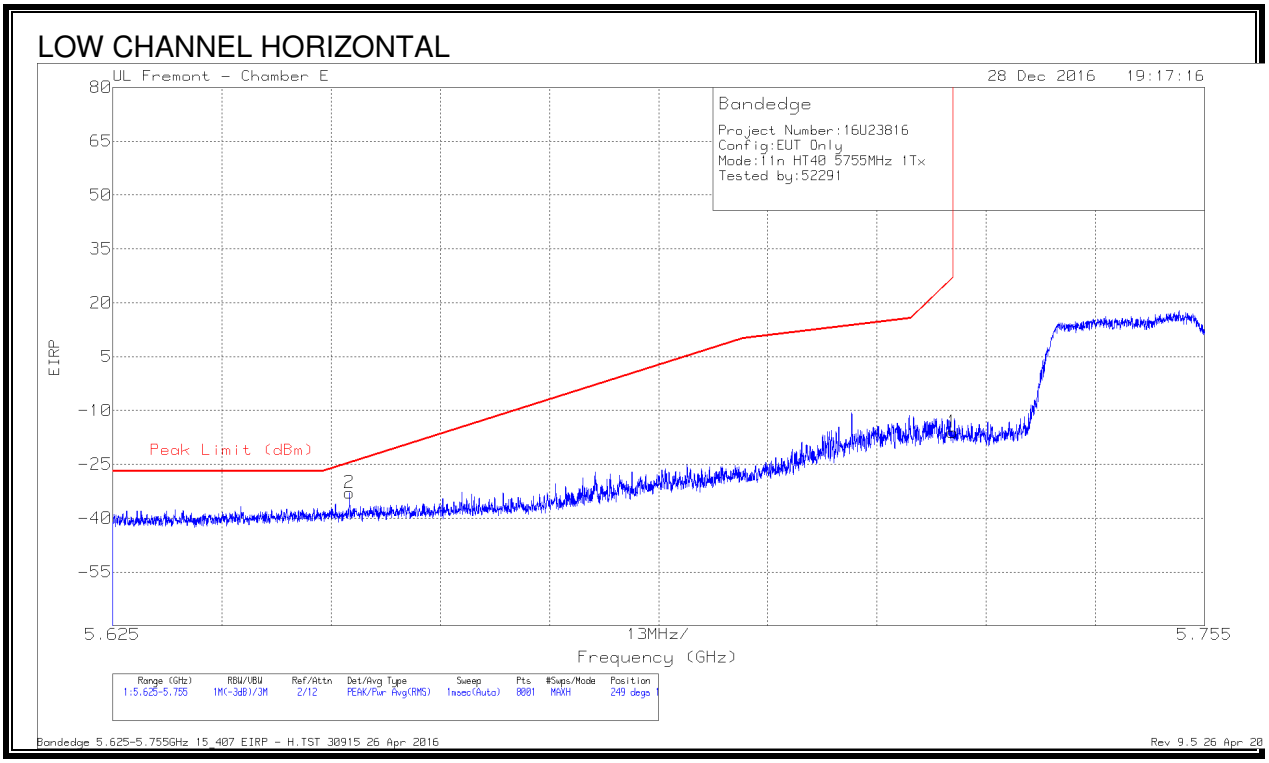

Marker	Frequency (GHz)	Meter Reading (dBm)	Det	AF T711 (dB/m)	Amp/Cbl/Fltr/Pad (dB)	Conversion Factor (dB)	DC Corr (dB)	Corrected Reading EIRP	Peak Limit (dBm)	PK Margin (dB)	Azimuth (Degs)	Height (cm)	Polarity
1	5.725	-43.14	Pk	34.9	-19.6	11.8	0	-16.04	26.97	-43.01	249	156	H
2	5.653	-60.11	Pk	34.8	-19.4	11.8	0	-32.91	-24.64	-8.27	249	156	H

Pk - Peak detector

UL VERIFICATION SERVICES INC. FORM NO: CCSUP4701J
47173 BENICIA STREET, FREMONT, CA 94538, USA TEL: (510) 771-1000 FAX: (510) 661-0888
This report shall not be reproduced except in full, without the written approval of UL Verification Services Inc.

LOW CHANNEL VERTICAL

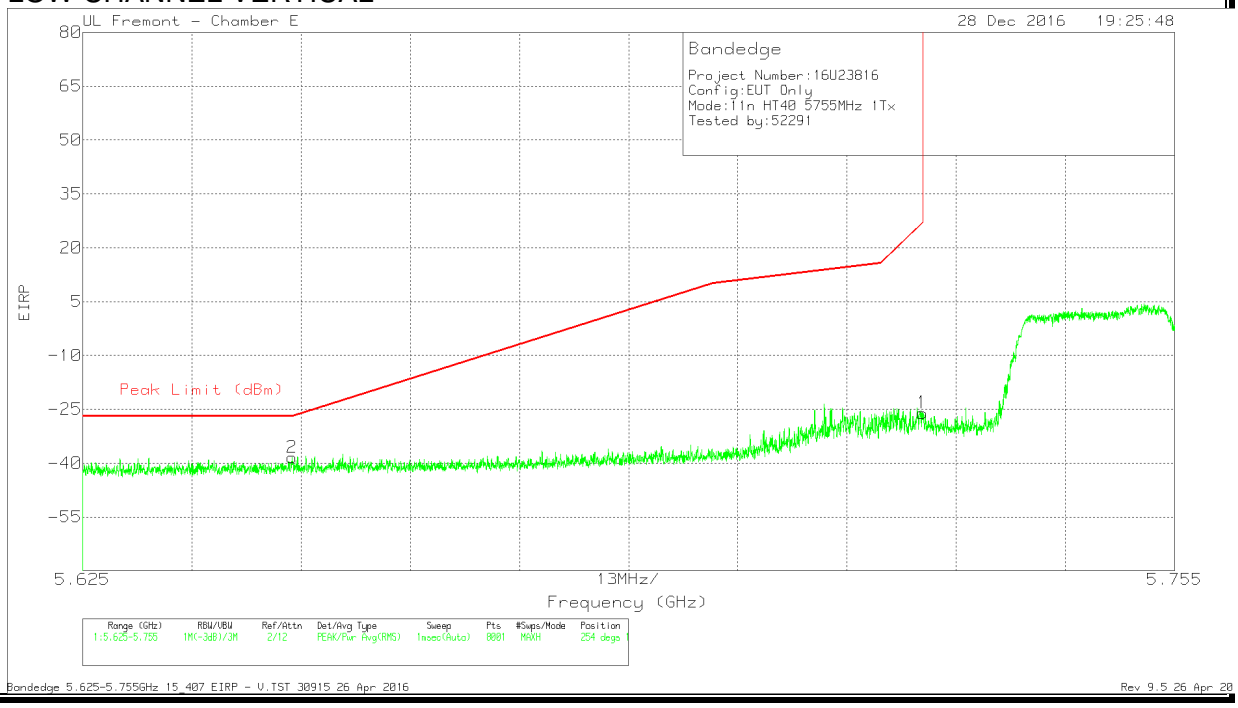

Marker	Frequency (GHz)	Meter Reading (dBm)	Det	AF T711 (dB/m)	Amp/Cbl /Fltr/Pad (dB)	Conversion Factor (dB)	DC Corr (dB)	Corrected Reading EIRP	Peak Limit (dBm)	PK Margin (dB)	Azimuth (Degs)	Height (cm)	Polarity
1	5.725	-53.11	Pk	34.9	-19.6	11.8	0	-26.01	26.97	-52.98	254	164	V
2	5.65	-65.55	Pk	34.8	-19.5	11.8	0	-38.45	-27	-11.45	254	164	V

Pk - Peak detector

This report shall not be reproduced except in full, without the written approval of UL Verification Services Inc.

AUTHORIZED BANDEDGE (HIGH CHANNEL)

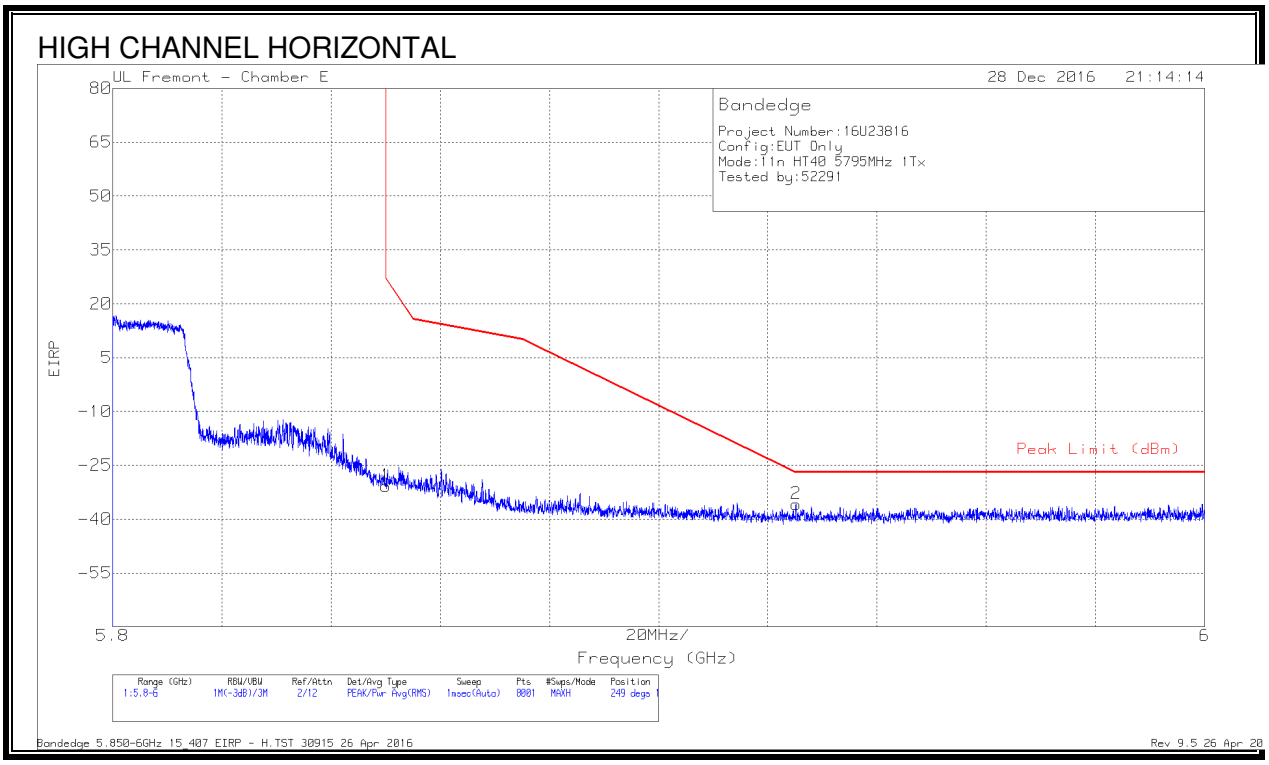

Marker	Frequency (GHz)	Meter Reading (dBm)	Det	AF T711 (dB/m)	Amp/Cbl /Fltr/Pad (dB)	Conversion Factor (dB)	DC Corr (dB)	Corrected Reading EIRP	Peak Limit (dBm)	PK Margin (dB)	Azimuth (Degs)	Height (cm)	Polarity
1	5.85	-57.95	Pk	34.9	-19.5	11.8	0	-30.75	26.94	-57.69	249	161	H
2	5.925	-63.39	Pk	35	-19.2	11.8	0	-35.79	-27	-8.79	249	161	H

Pk - Peak detector

UL VERIFICATION SERVICES INC. FORM NO: CCSUP4701J
47173 BENICIA STREET, FREMONT, CA 94538, USA TEL: (510) 771-1000 FAX: (510) 661-0888
This report shall not be reproduced except in full, without the written approval of UL Verification Services Inc.

HIGH CHANNEL VERTICAL

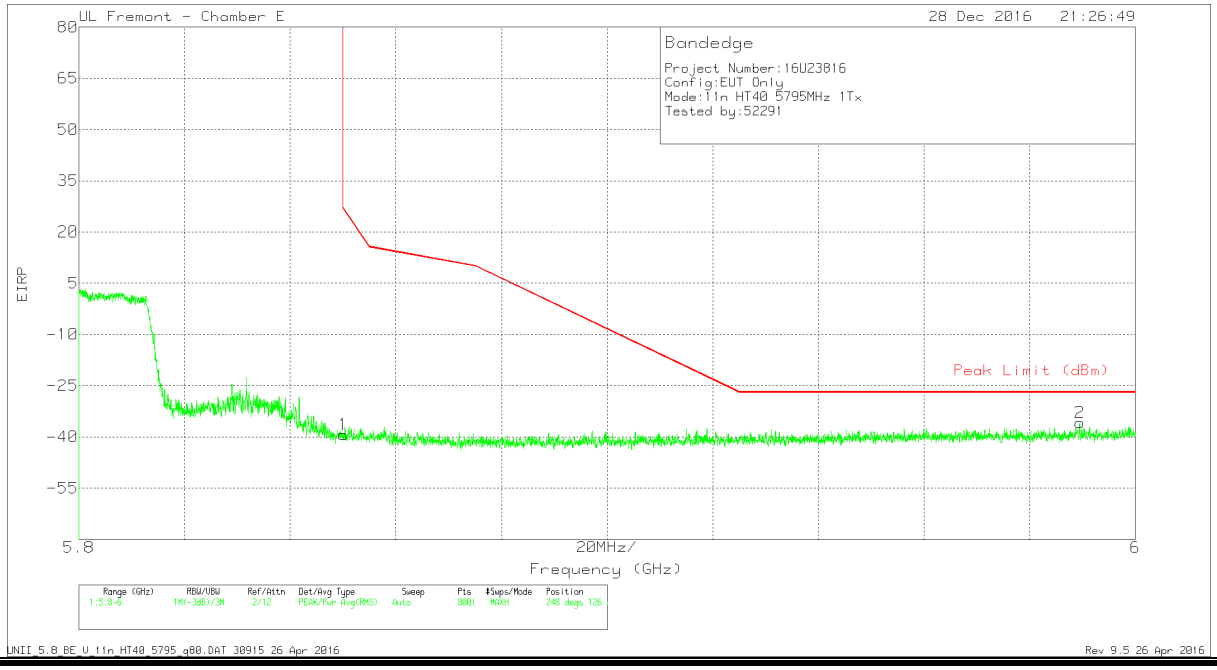

Marker	Frequency (GHz)	Meter Reading (dBm)	Det	AF T711 (dB/m)	Amp/Cbl /Fltr/Pad (dB)	Conversion Factor (dB)	DC Corr (dB)	Corrected Reading EIRP	Peak Limit (dBm)	PK Margin (dB)	Azimuth (Degs)	Height (cm)	Polarity
1	5.85	-66.57	Pk	34.9	-19.5	11.8	0	-39.37	26.94	-66.31	248	126	V
2	5.989	-63.93	Pk	35	-18.7	11.8	0	-35.83	-27	-8.83	248	126	V

Pk - Peak detector

UL VERIFICATION SERVICES INC. FORM NO: CCSUP4701J
47173 BENICIA STREET, FREMONT, CA 94538, USA TEL: (510) 771-1000 FAX: (510) 661-0888
This report shall not be reproduced except in full, without the written approval of UL Verification Services Inc.

HARMONICS AND SPURIOUS EMISSIONS

LOW CHANNEL HORIZONTAL

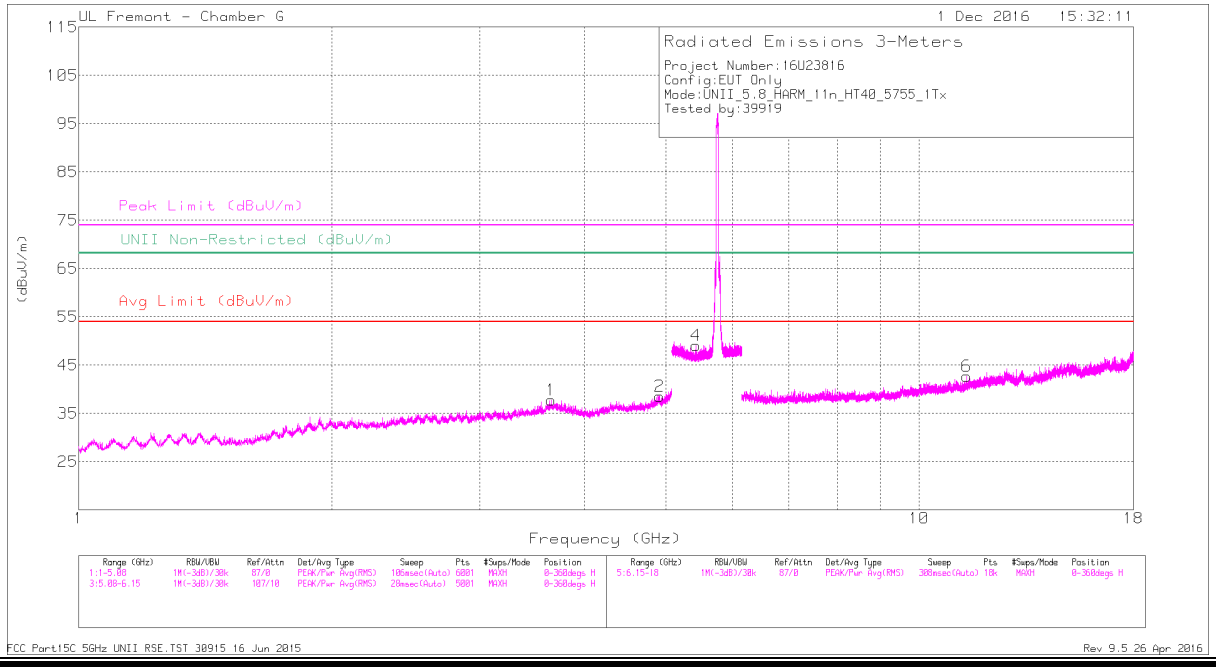

LOW CHANNEL VERTICAL

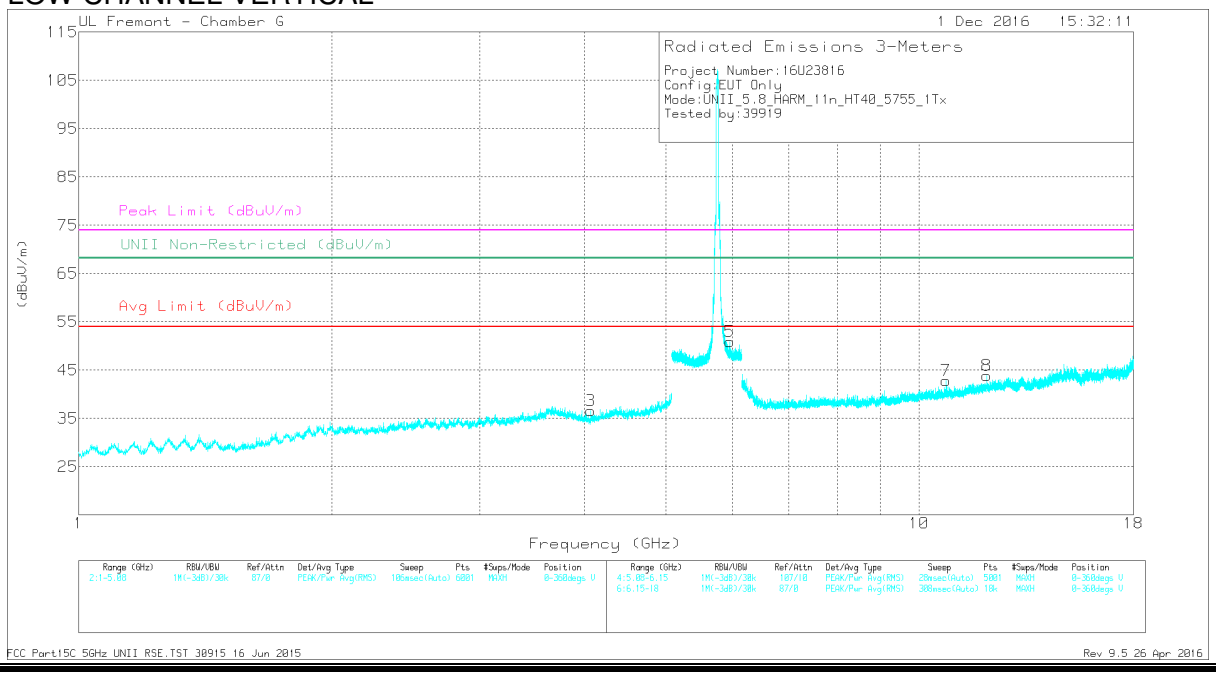

This report shall not be reproduced except in full, without the written approval of UL Verification Services Inc.

Marker	Frequency (GHz)	Meter Reading (dBuV)	Det	AF T136 (dB/m)	Amp/Cbl/ Fltr/Pad (dB)	DC Corr (dB)	Corrected Reading (dBuV/m)	Avg Limit (dBuV/m)	Margin (dB)	Peak Limit (dBuV/m)	PK Margin (dB)	UNII Non-Restricted (dBuV/m)	PK Margin (dB)	Azimuth (Degs)	Height (cm)	Polarity
1	* 3.651	41.91	PK-U	34.1	-32.3	0	43.71	-	-	74	-30.29	-	-	106	201	H
	* 3.649	30.76	ADR	34.1	-32.2	0.11	32.77	54	-21.23	-	-	-	-	106	201	H
2	* 4.913	40.76	PK-U	34.5	-30.7	0	44.56	-	-	74	-29.44	-	-	56	201	H
	* 4.912	30.21	ADR	34.5	-30.7	0.11	34.12	54	-19.88	-	-	-	-	56	201	H
3	* 4.07	41.67	PK-U	33.6	-32.2	0	43.07	-	-	74	-30.93	-	-	43	201	V
	* 4.07	30.74	ADR	33.6	-32.2	0.11	32.25	54	-21.75	-	-	-	-	43	201	V
4	* 5.427	42.88	PK-U	34.7	-22.2	0	55.38	-	-	74	-18.62	-	-	123	201	H
	* 5.427	30.41	ADR	34.7	-22.2	0.11	43.02	54	-10.98	-	-	-	-	123	201	H
5	5.957	44.87	PK-U	35.3	-22.4	0	57.77	-	-	-	-	68.2	-10.43	49	101	V
6	* 11.405	36.58	PK-U	38.1	-25.9	0	48.78	-	-	74	-25.22	-	-	219	101	H
	* 11.406	24.92	ADR	38.1	-26	0.11	37.13	54	-16.87	-	-	-	-	219	101	H
7	* 10.774	36.47	PK-U	37.6	-26.3	0	47.77	-	-	74	-26.23	-	-	4	101	V
	* 10.773	25.02	ADR	37.6	-26.3	0.11	36.43	54	-17.57	-	-	-	-	4	101	V
8	* 12.035	36.31	PK-U	39	-25.6	0	49.71	-	-	74	-24.29	-	-	269	202	V
	* 12.037	24.82	ADR	39	-25.6	0.11	38.33	54	-15.67	-	-	-	-	269	202	V

* - indicates frequency in CFR47 Pt 15 / IC RSS-Restricted Band
PK-U - U-NII: Maximum Peak
ADR - U-NII AD primary method, RMS average

UL VERIFICATION SERVICES INC. FORM NO: CCSUP4701J
47173 BENICIA STREET, FREMONT, CA 94538, USA TEL: (510) 771-1000 FAX: (510) 661-0888
This report shall not be reproduced except in full, without the written approval of UL Verification Services Inc.

HIGH CHANNEL HORIZONTAL

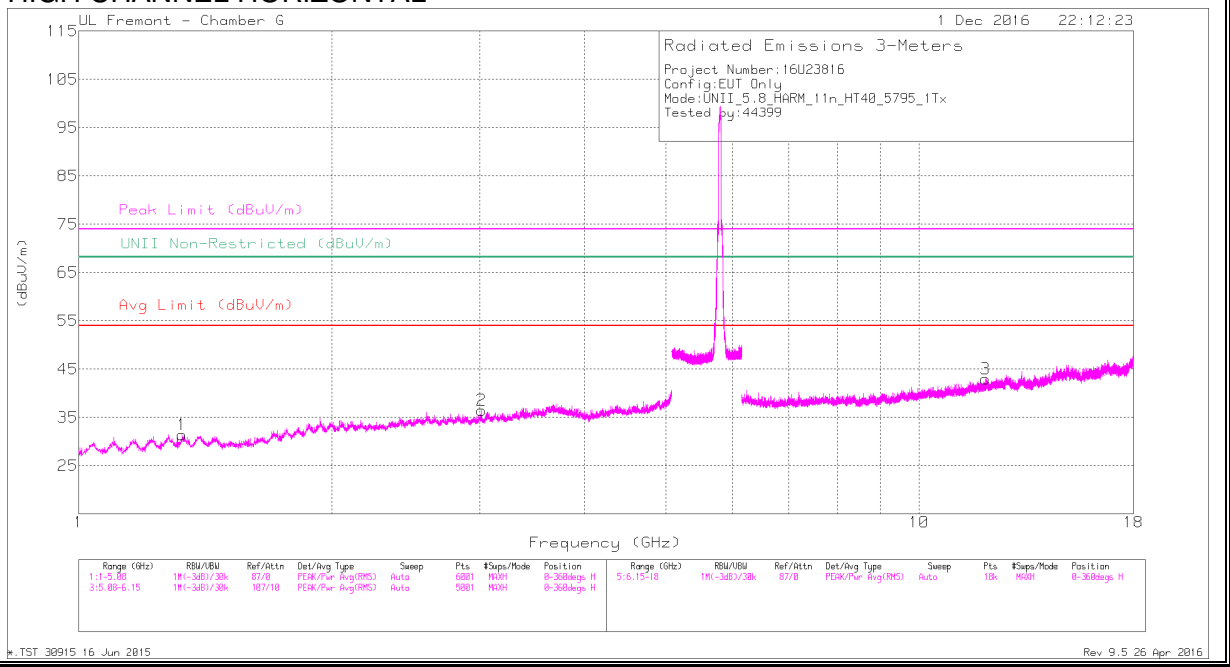

HIGH CHANNEL VERTICAL

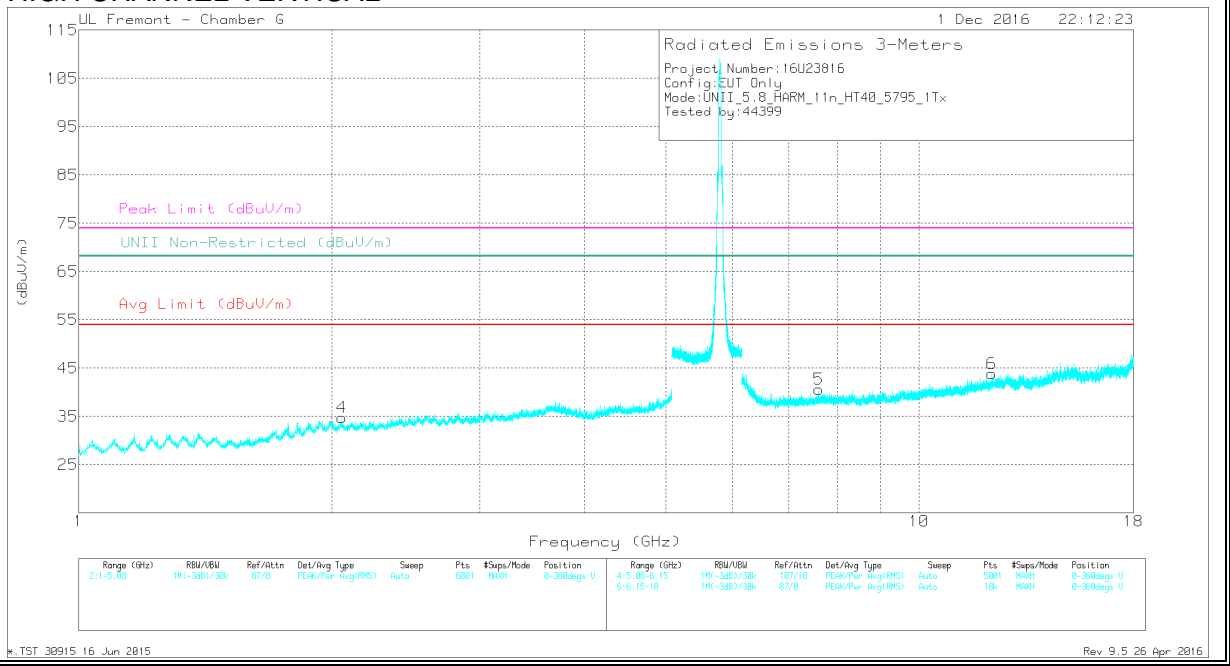

This report shall not be reproduced except in full, without the written approval of UL Verification Services Inc.

Marker	Frequency (GHz)	Meter Reading (dBuV)	Det	AF T136 (dB/m)	Amp/Cbl/ Fltr/Pad (dB)	DC Cor r (dB)	Corrected Reading (dBuV/m)	Avg Limit (dBuV/m)	Margin (dB)	Peak Limit (dBuV/m)	PK Margin (dB)	UNII Non-Restricted (dBuV/m)	PK Margin (dB)	Azimuth (Degs)	Height (cm)	Polarity
1	* 1.33	45.38	PK-U	29.1	-34.8	0	39.68	-	-	74	-34.32	-	-	259	225	H
	* 1.329	33.49	ADR	29.1	-34.8	.11	27.9	54	-26.1	-	-	-	-	259	225	H
2	3.015	42.12	PK-U	32.8	-32.8	0	42.12	-	-	-	-	68.2	-26.08	171	157	H
3	* 12.004	36.03	PK-U	39	-25.7	0	49.33	-	-	74	-24.67	-	-	70	110	H
	* 12.002	25.59	ADR	39	-25.8	.11	38.9	54	-15.1	-	-	-	-	70	110	H
4	2.055	43.75	PK-U	31.6	-33.8	0	41.55	-	-	-	-	68.2	-26.65	343	352	V
5	* 7.596	39.51	PK-U	36	-29.8	0	45.71	-	-	74	-28.29	-	-	246	114	V
	* 7.595	29.13	ADR	36	-29.8	.11	35.44	54	-18.56	-	-	-	-	246	114	V
6	* 12.215	36.26	PK-U	39.2	-25.5	0	49.96	-	-	74	-24.04	-	-	77	328	V
	* 12.215	25.2	ADR	39.2	-25.5	.11	39.01	54	-14.99	-	-	-	-	77	328	V

* - indicates frequency in CFR47 Pt 15 / IC RSS-Restricted Band
PK-U - U-NII: Maximum Peak
ADR - U-NII AD primary method, RMS average

This report shall not be reproduced except in full, without the written approval of UL Verification Services Inc.

9.2.41. 11n HT40 ANTENNA B SISO MODE IN THE 5.8GHz BAND

RESTRICTED BANDEDGE (LOW CHANNEL)

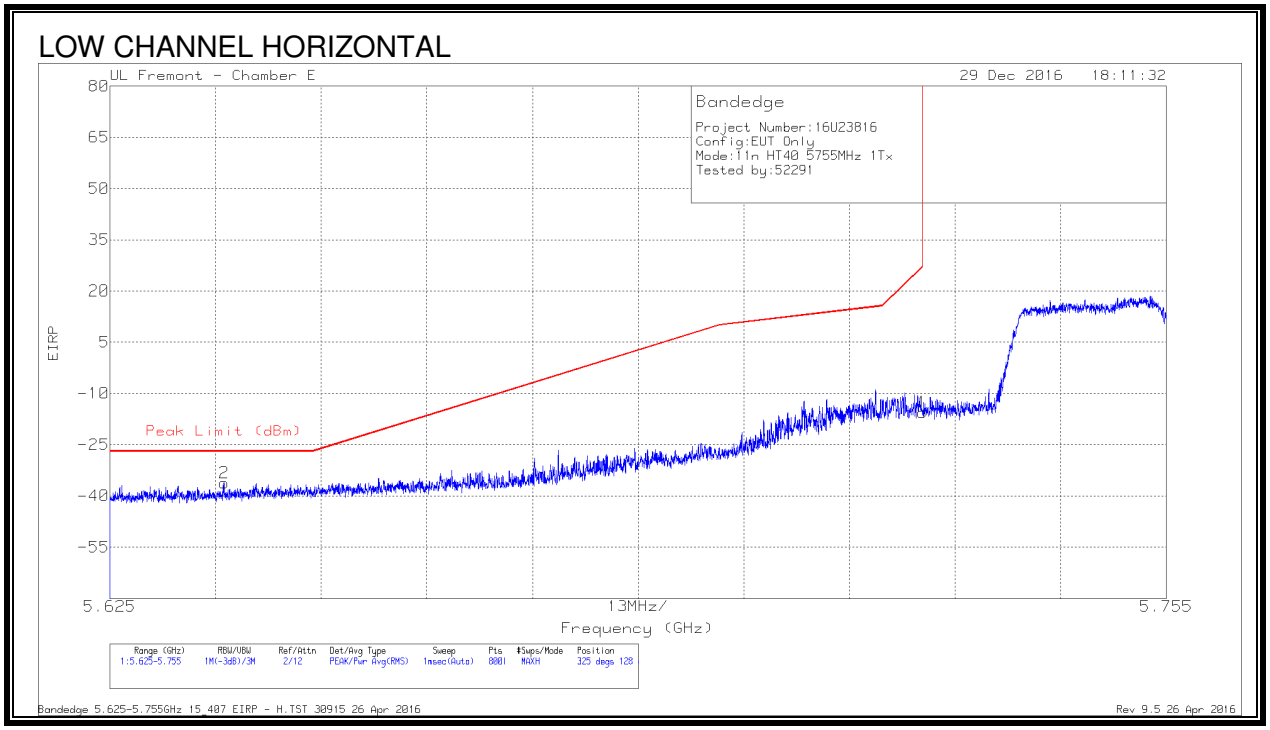

Marker	Frequency (GHz)	Meter Reading (dBm)	Det	AF T711 (dB/m)	Amp/Cbl/Fltr/Pad (dB)	Conversion Factor (dB)	DC Corr (dB)	Corrected Reading EIRP	Peak Limit (dBm)	PK Margin (dB)	Azimuth (Degs)	Height (cm)	Polarity
1	5.725	-42.73	Pk	34.9	-19.6	11.8	0	-15.63	26.97	-42.6	325	128	H
2	5.639	-63.21	Pk	34.8	-19.5	11.8	0	-36.11	-27	-9.11	325	128	H

Pk - Peak detector

This report shall not be reproduced except in full, without the written approval of UL Verification Services Inc.

LOW CHANNEL VERTICAL

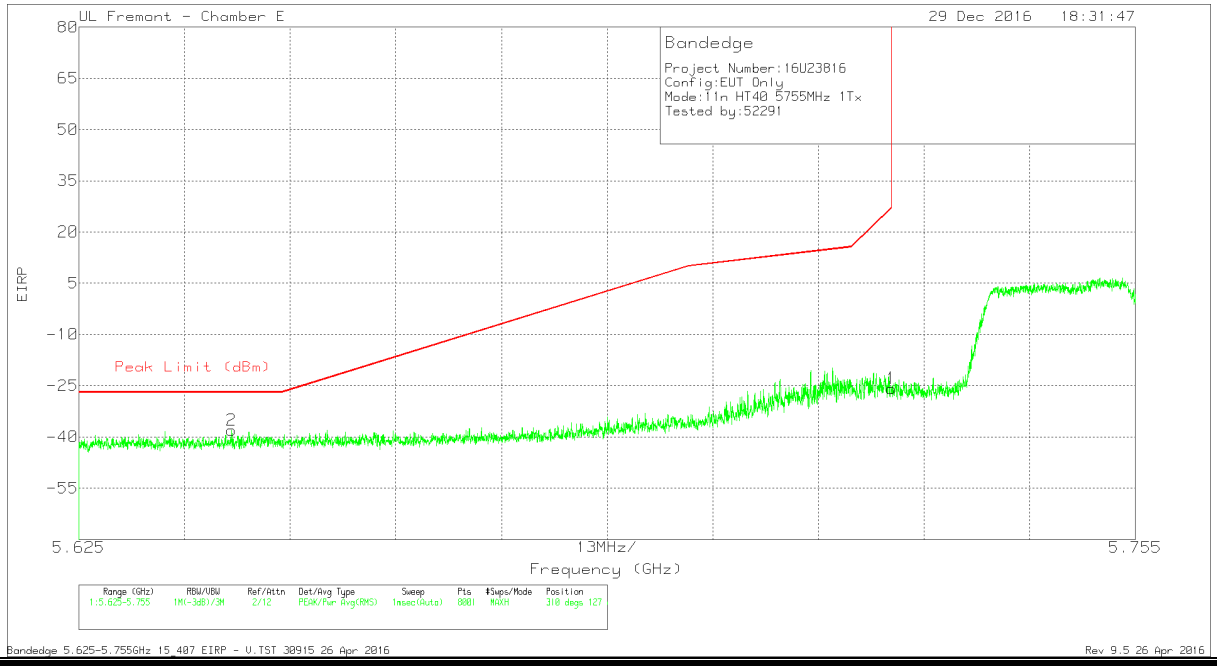

Marker	Frequency (GHz)	Meter Reading (dBm)	Det	AF T711 (dB/m)	Amp/Cbl/Fltr/Pad (dB)	Conversion Factor (dB)	DC Corr (dB)	Corrected Reading EIRP	Peak Limit (dBm)	PK Margin (dB)	Azimuth (Degs)	Height (cm)	Polarity
1	5.725	-52.89	Pk	34.9	-19.6	11.8	0	-25.79	26.97	-52.76	310	127	V
2	5.644	-65.12	Pk	34.8	-19.5	11.8	0	-38.02	-27	-11.02	310	127	V

Pk - Peak detector

UL VERIFICATION SERVICES INC. FORM NO: CCSUP4701J
47173 BENICIA STREET, FREMONT, CA 94538, USA TEL: (510) 771-1000 FAX: (510) 661-0888
This report shall not be reproduced except in full, without the written approval of UL Verification Services Inc.

AUTHORIZED BANDEDGE (HIGH CHANNEL)

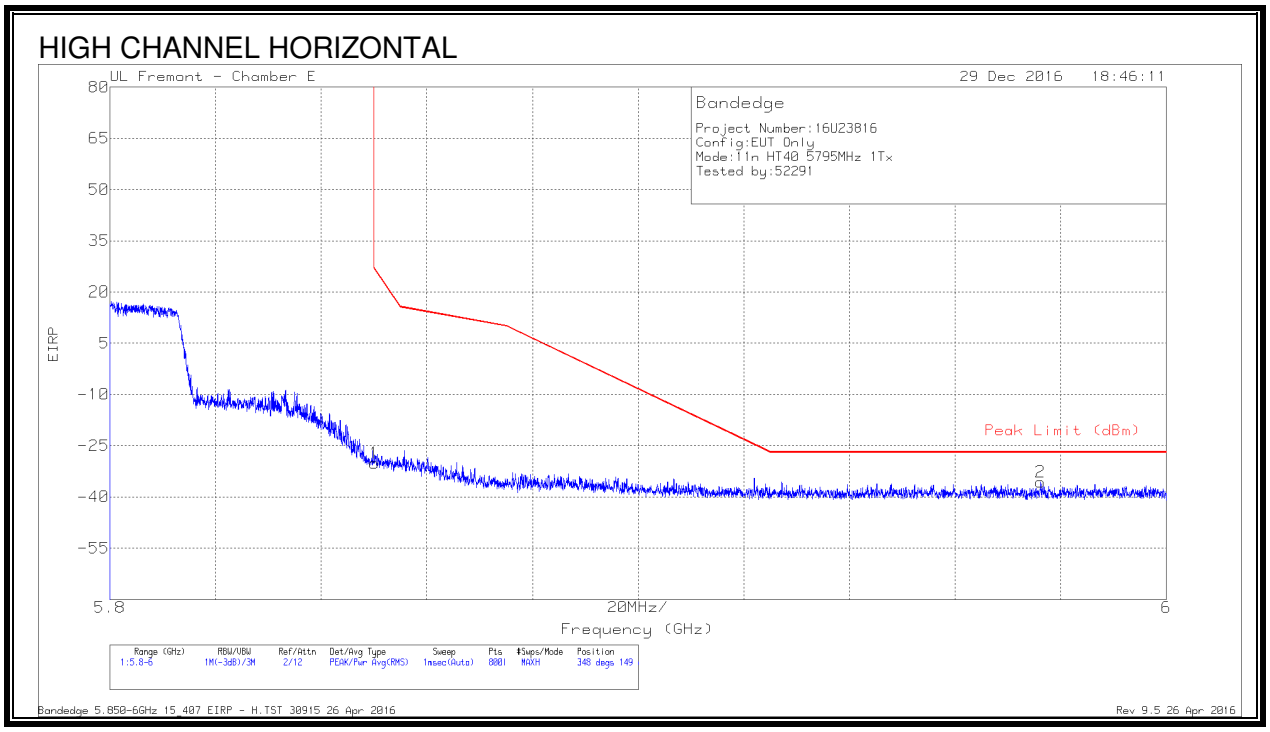

Marker	Frequency (GHz)	Meter Reading (dBm)	Det	AF T711 (dB/m)	Amp/Cbl/Fltr/Pad (dB)	Conversion Factor (dB)	DC Corr (dB)	Corrected Reading EIRP	Peak Limit (dBm)	PK Margin (dB)	Azimuth (Degs)	Height (cm)	Polarity
1	5.85	-57.33	Pk	34.9	-19.5	11.8	0	-30.13	26.94	-57.07	348	149	H
2	5.976	-63.41	Pk	35	-19	11.8	0	-35.61	-27	-8.61	348	149	H

Pk - Peak detector

UL VERIFICATION SERVICES INC. FORM NO: CCSUP4701J
47173 BENICIA STREET, FREMONT, CA 94538, USA TEL: (510) 771-1000 FAX: (510) 661-0888
This report shall not be reproduced except in full, without the written approval of UL Verification Services Inc.

HIGH CHANNEL VERTICAL

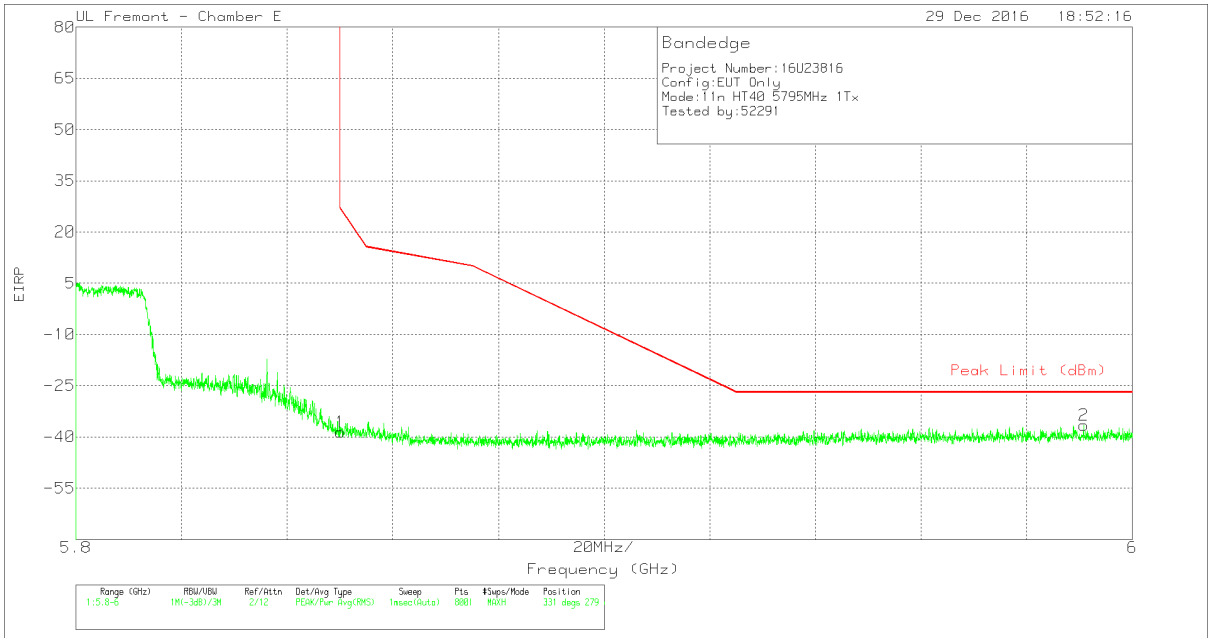

Marker	Frequency (GHz)	Meter Reading (dBm)	Det	AF T711 (dB/m)	Amp/Cbl/Fltr/Pad (dB)	Conversion Factor (dB)	DC Corr (dB)	Corrected Reading EIRP	Peak Limit (dBm)	PK Margin (dB)	Azimuth (Degs)	Height (cm)	Polarity
1	5.85	-65.82	Pk	34.9	-19.5	11.8	0	-38.62	26.94	-65.56	331	279	V
2	5.991	-64.78	Pk	35.1	-18.7	11.8	0	-36.58	-27	-9.58	331	279	V

Pk - Peak detector

UL VERIFICATION SERVICES INC. FORM NO: CCSUP4701J
47173 BENICIA STREET, FREMONT, CA 94538, USA TEL: (510) 771-1000 FAX: (510) 661-0888
This report shall not be reproduced except in full, without the written approval of UL Verification Services Inc.

HARMONICS AND SPURIOUS EMISSIONS

LOW CHANNEL HORIZONTAL

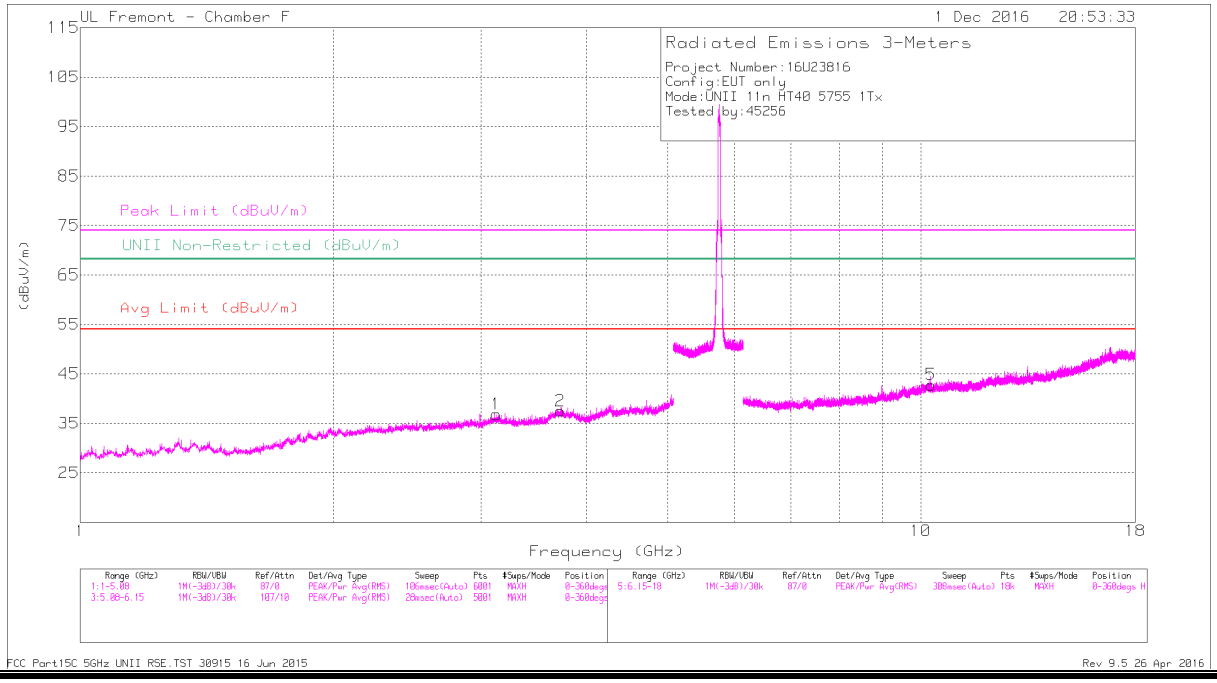

LOW CHANNEL VERTICAL

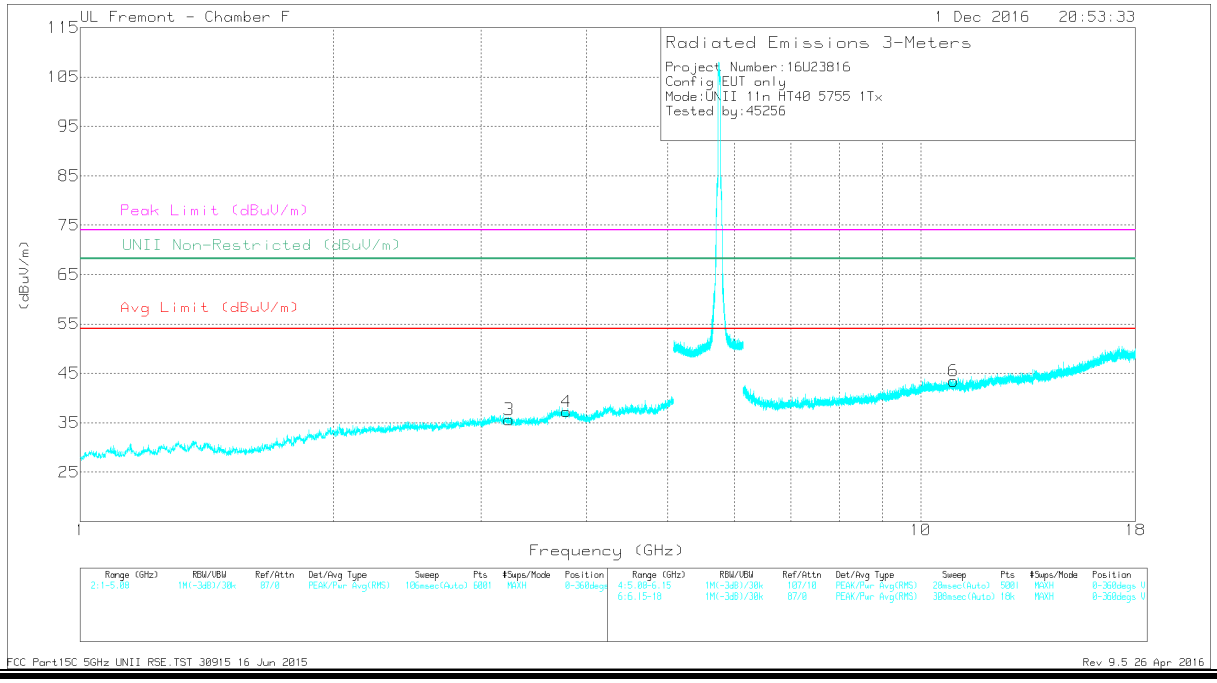

This report shall not be reproduced except in full, without the written approval of UL Verification Services Inc.

Marker	Frequency (GHz)	Meter Reading (dBuV)	Det	AF T344 (dB/m)	Amp/Cbl/ Fltr/Pad (dB)	DC Corr (dB)	Corrected Reading (dBuV/m)	Avg Limit (dBuV/m)	Margin (dB)	Peak Limit (dBuV/m)	PK Margin (dB)	UNII Non-Restricted (dBuV/m)	PK Margin (dB)	Azimuth (Degs)	Height (cm)	Polarity
1	3.125	39.71	PK-U	33.2	-29.2	0	43.71	-	-	-	-	68.2	-24.49	279	173	H
2	* 3.722	38.86	PK-U	33.4	-29.1	0	43.16	-	-	74	-30.84	-	-	64	305	H
	* 3.723	27.93	ADR	33.4	-29.1	.11	32.34	54	-21.66	-	-	-	-	64	305	H
3	3.238	39.51	PK-U	33	-29.7	0	42.81	-	-	-	-	68.2	-25.39	346	159	V
4	* 3.786	38.93	PK-U	33.4	-29.4	0	42.93	-	-	74	-31.07	-	-	116	380	V
	* 3.786	28.05	ADR	33.4	-29.4	.11	32.16	54	-21.84	-	-	-	-	116	380	V
5	10.282	33.74	PK-U	37.2	-21.8	0	49.14	-	-	-	-	68.2	-19.06	80	386	H
6	* 10.944	33.8	PK-U	37.9	-22.1	0	49.6	-	-	74	-24.4	-	-	242	313	V
	* 10.945	22.91	ADR	37.9	-22.1	.11	38.82	54	-15.18	-	-	-	-	242	313	V

* - indicates frequency in CFR47 Pt 15 / IC RSS-Restricted Band
PK-U - U-NII: Maximum Peak
ADR - U-NII AD primary method, RMS average

This report shall not be reproduced except in full, without the written approval of UL Verification Services Inc.