ANTENNA - B

OUTPUT POWER, CH 138 UNII 3

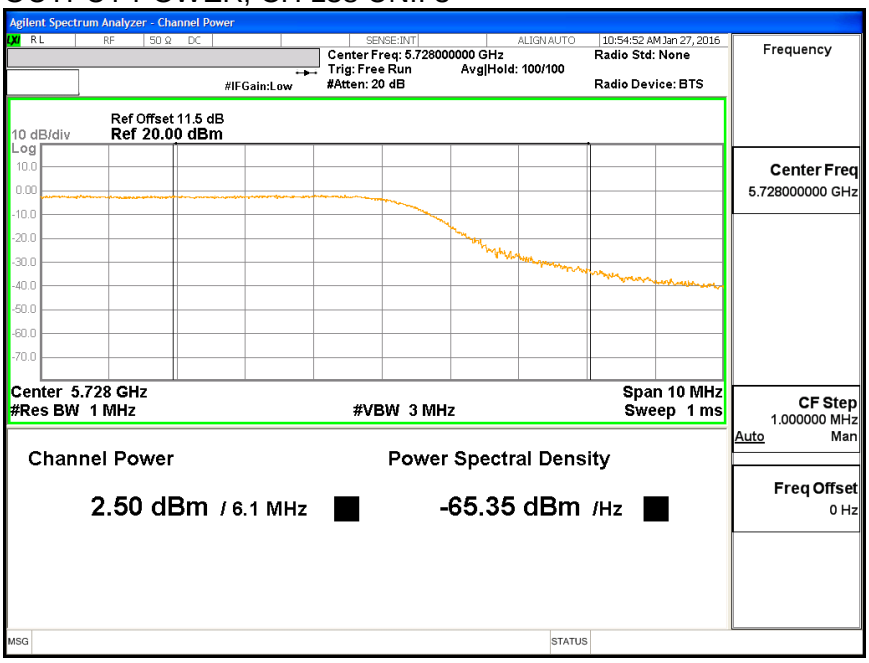

ANTENNA - A

OUTPUT POWER, CH 138 UNII 3

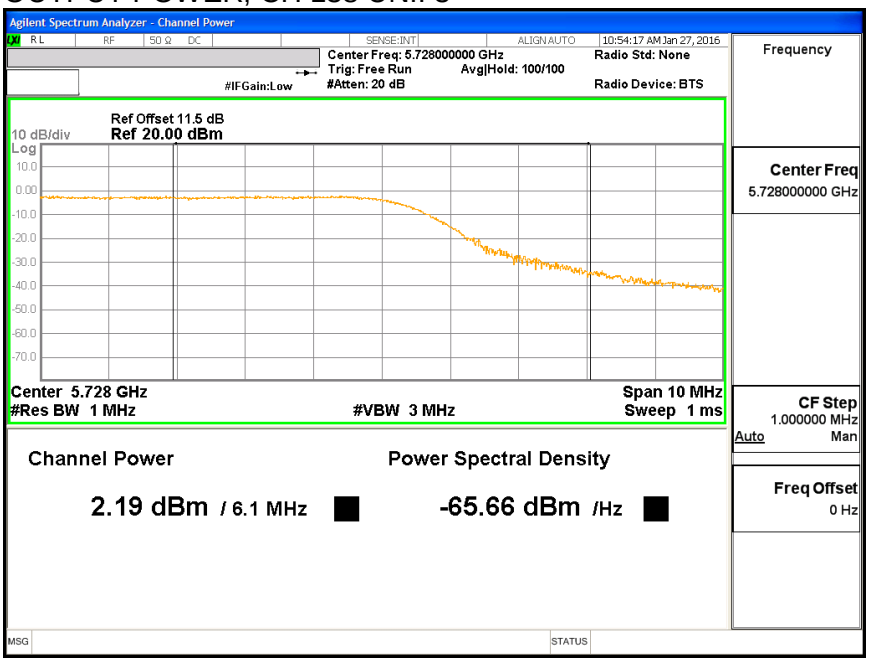

UL VERIFICATION SERVICES INC. FORM NO: CCSUP4701J
47173 BENICIA STREET, FREMONT, CA 94538, USA TEL: (510) 771-1000 FAX: (510) 661-0888
This report shall not be reproduced except in full, without the written approval of UL Verification Services Inc.

ANTENNA - B

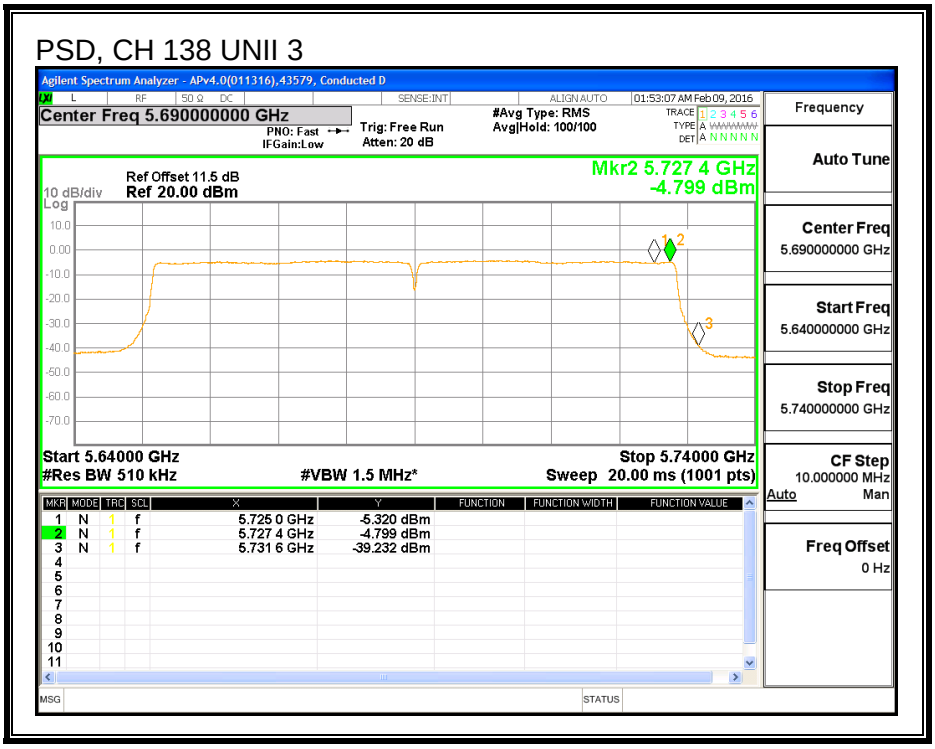

ANTENNA – A

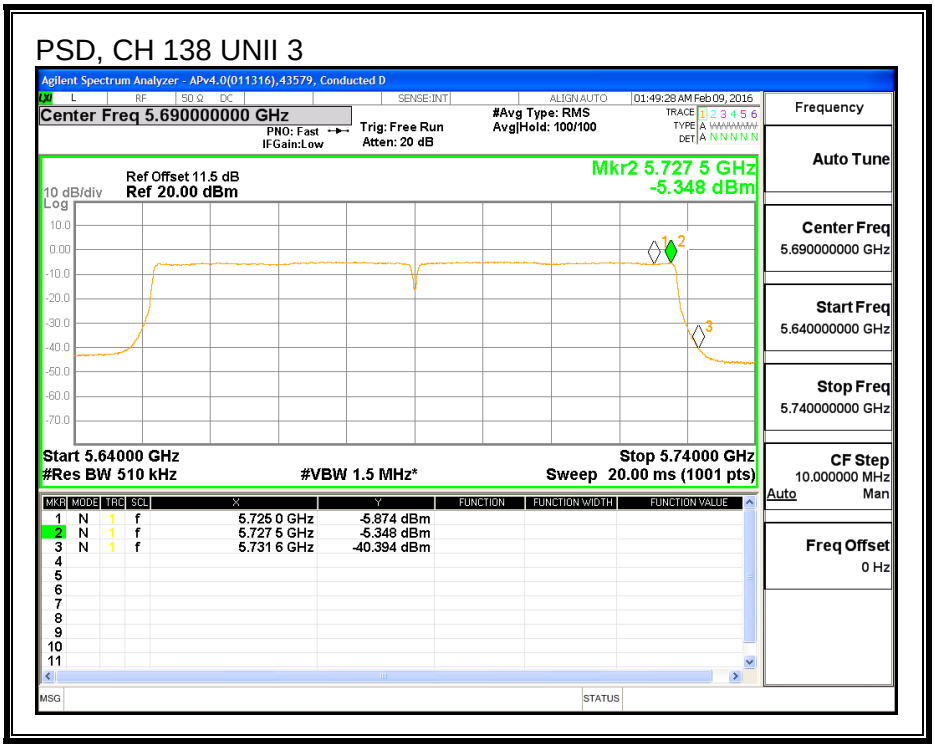

This report shall not be reproduced except in full, without the written approval of UL Verification Services Inc.

8.61.6. 6 dB BANDWIDTH

LIMITS

FCC §15.407 (e)

The minimum 6 dB bandwidth shall be at least 500 kHz.

RESULTS

Channel	Frequency (MHz)	6 dB BW Chain 0 (MHz)	6 dB BW Chain 1 (MHz)
High	5690	3.24	3.24

This report shall not be reproduced except in full, without the written approval of UL Verification Services Inc.

ANTENNA - B

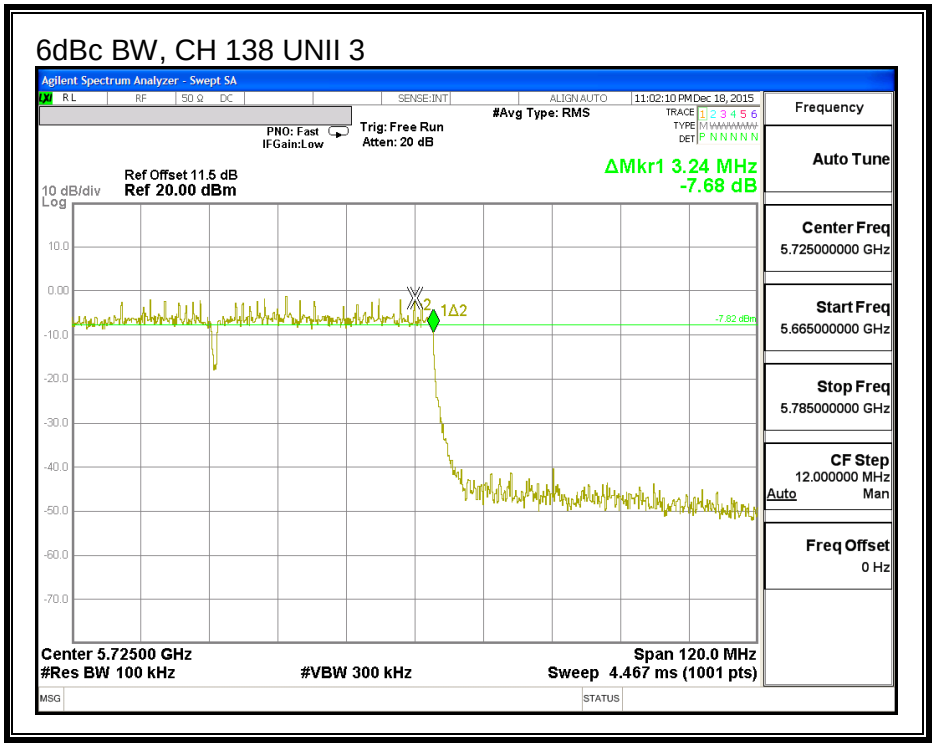

ANTENNA - A

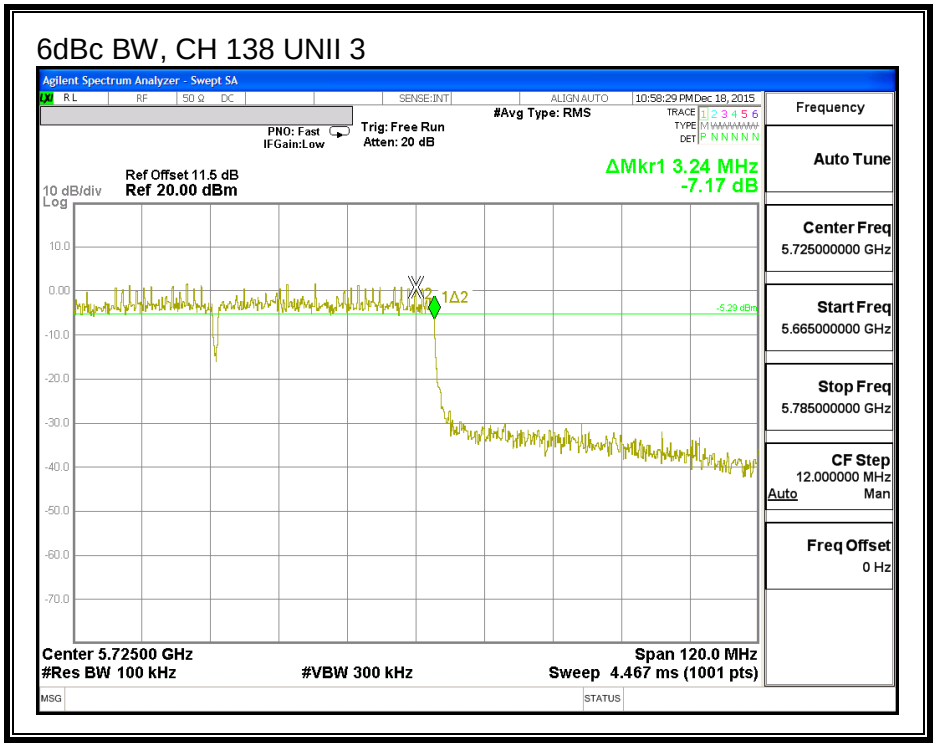

UL VERIFICATION SERVICES INC. FORM NO: CCSUP4701J
47173 BENICIA STREET, FREMONT, CA 94538, USA TEL: (510) 771-1000 FAX: (510) 661-0888
This report shall not be reproduced except in full, without the written approval of UL Verification Services Inc.

8.62. 802.11ac VHT80 2Tx STBC MODE IN THE 5.6 GHz

Note: Covered by 802.11n HT80 2Tx CDD MODE IN THE 5.6 GHz BAND

This report shall not be reproduced except in full, without the written approval of UL Verification Services Inc.

8.63. 802.11ac VHT80 2Tx SDM MODE IN THE 5.6 GHz BAND

Note: Covered by 802.11n HT80 2Tx CDD MODE IN THE 5.6 GHz BAND

This report shall not be reproduced except in full, without the written approval of UL Verification Services Inc.

8.64. 802.11a SISO MODE IN THE 5.8 GHz BAND

Note: Covered by 802.11n HT20 SISO MODE IN THE 5.8 GHz BAND.

This report shall not be reproduced except in full, without the written approval of UL Verification Services Inc.

8.65. 802.11n HT20 ANTENNA - B MODE IN THE 5.8 GHz BAND

8.65.1. 6 dB BANDWIDTH

LIMITS

FCC §15.407 (e)

The minimum 6 dB bandwidth shall be at least 500 kHz.

RESULTS

Channel	Frequency (MHz)	6 dB Bandwidth (MHz)	Minimum Limit (MHz)
Low	5745	17.64	0.5
Mid	5785	17.64	0.5
High	5825	17.67	0.5

This report shall not be reproduced except in full, without the written approval of UL Verification Services Inc.

6 dB BANDWIDTH

6 dB BANDWIDTH, LOW CH

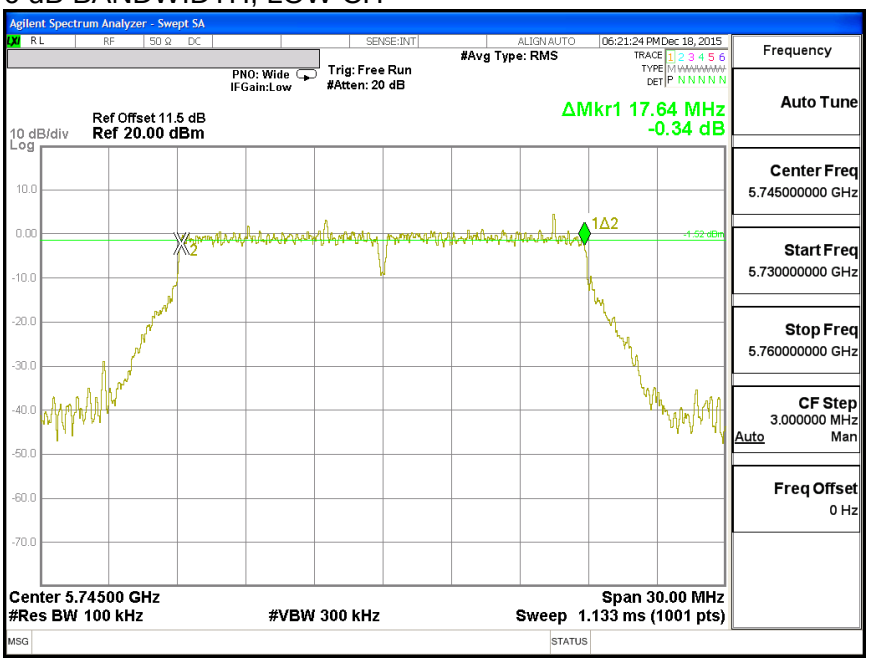

6 dB BANDWIDTH, MID CH

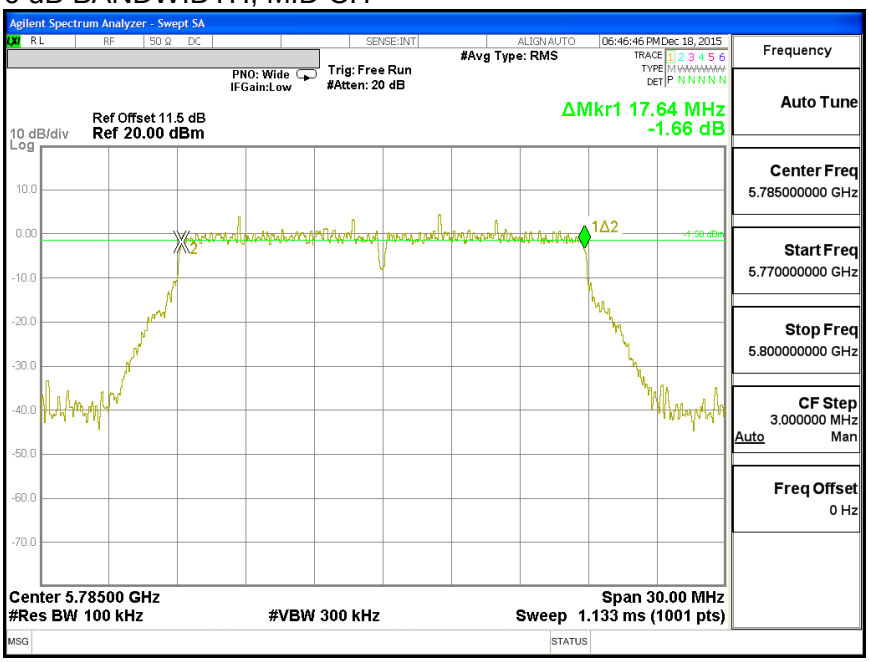

This report shall not be reproduced except in full, without the written approval of UL Verification Services Inc.

6 dB BANDWIDTH, HIGH CH

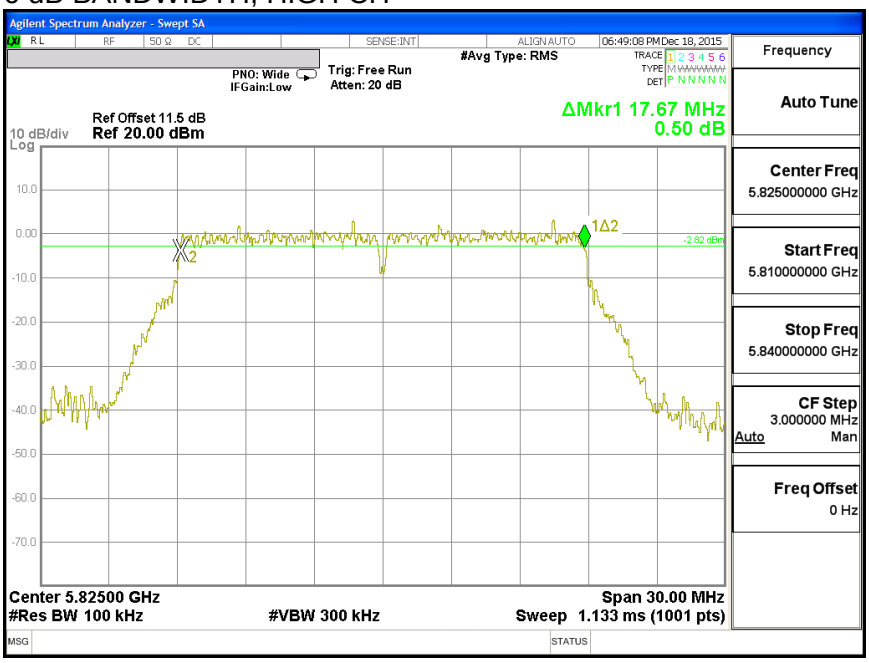

This report shall not be reproduced except in full, without the written approval of UL Verification Services Inc.

8.65.2. 26 dB BANDWIDTH

LIMITS

None, for reporting purposes only

RESULTS

Channel	Frequency (MHz)	26 dB Bandwidth (MHz)
Low	5745	22.20
Mid	5785	21.51
High	5825	21.78

This report shall not be reproduced except in full, without the written approval of UL Verification Services Inc.

26 dB BANDWIDTH

26 dB BANDWIDTH, LOW CH

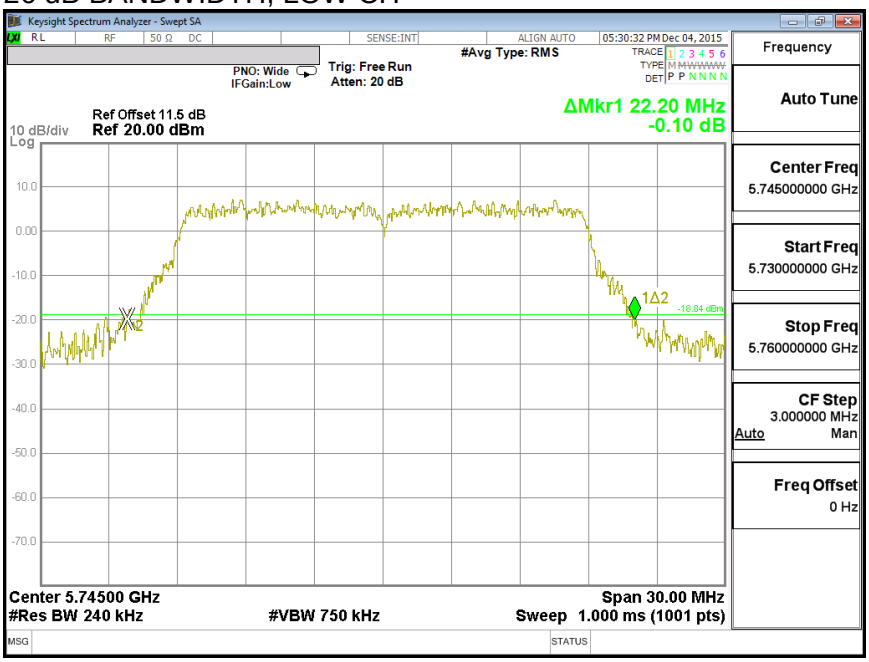

26 dB BANDWIDTH, MID CH

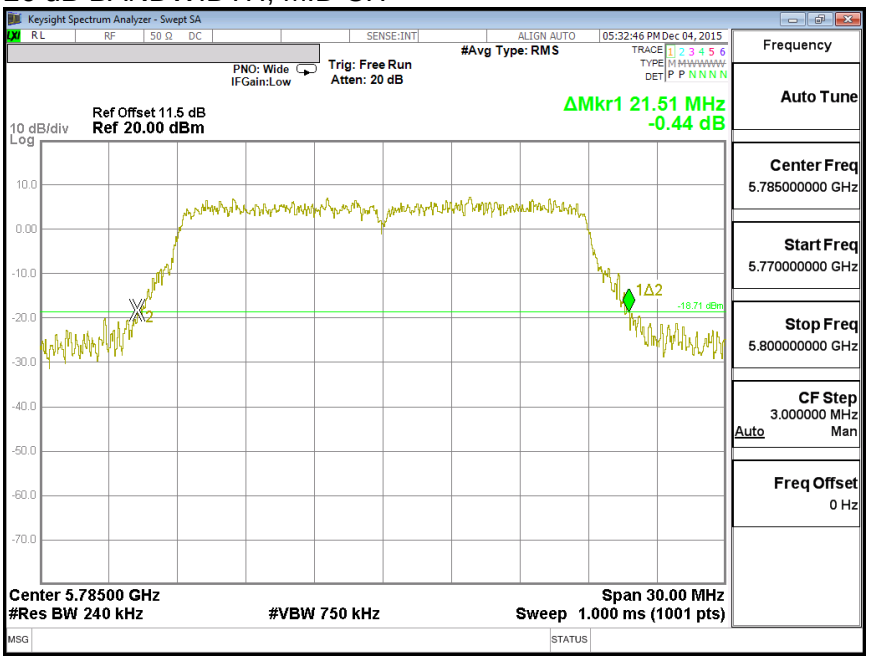

This report shall not be reproduced except in full, without the written approval of UL Verification Services Inc.

26 dB BANDWIDTH, HIGH CH

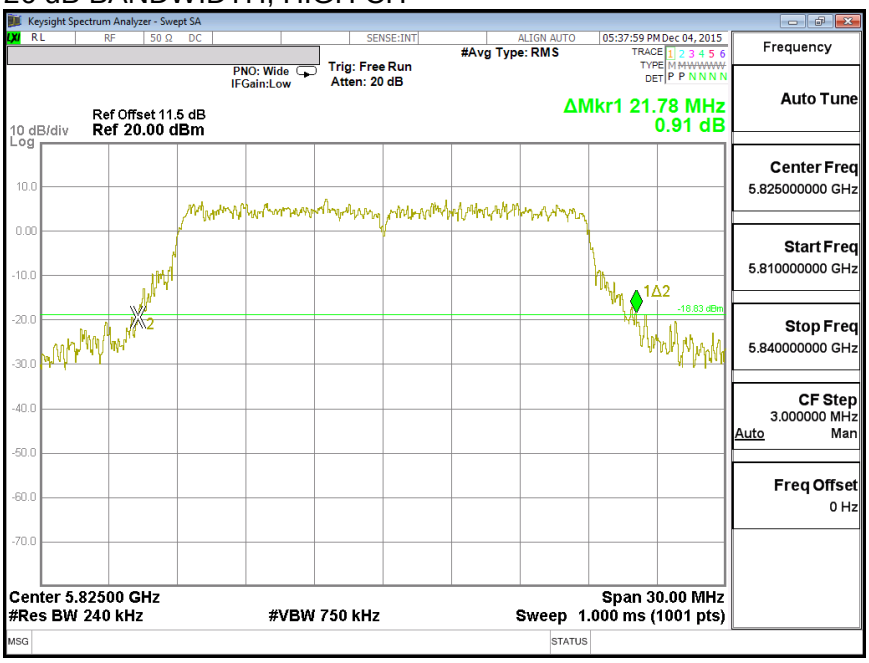

This report shall not be reproduced except in full, without the written approval of UL Verification Services Inc.

8.65.3. 99% BANDWIDTH

LIMITS

None; for reporting purposes only.

RESULTS

Frequency (MHz)	99% Bandwidth (MHz)
5745	17.740
5785	17.739
5825	17.684

This report shall not be reproduced except in full, without the written approval of UL Verification Services Inc.

99% BANDWIDTH

BANDWIDTH, LOW CH

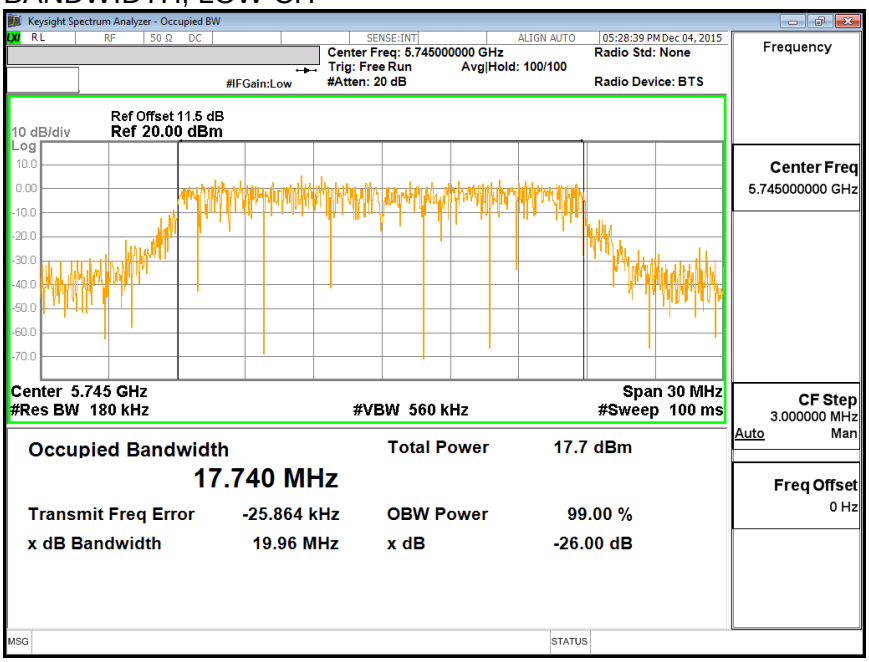

BANDWIDTH, MID CH

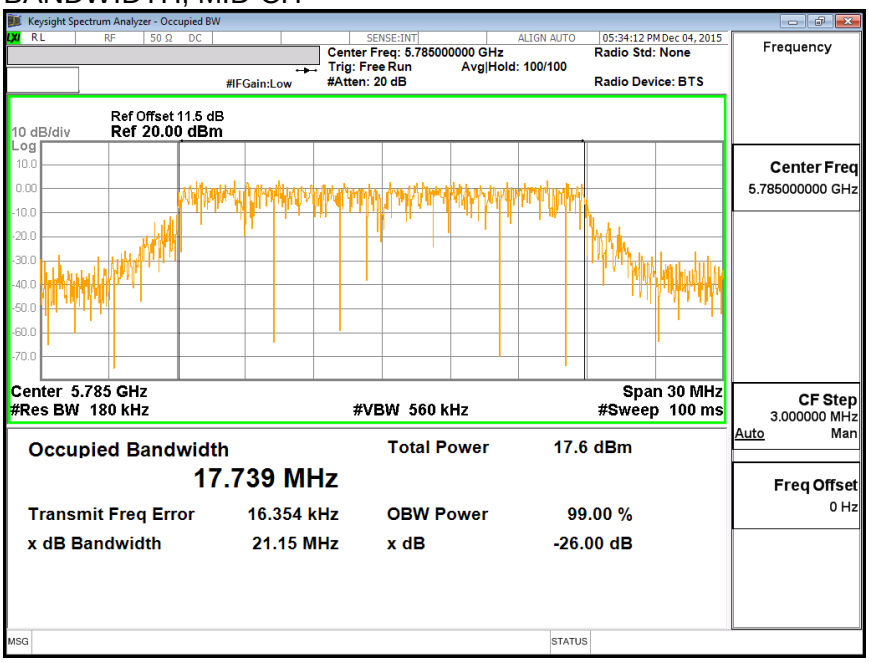

This report shall not be reproduced except in full, without the written approval of UL Verification Services Inc.

BANDWIDTH, HIGH CH

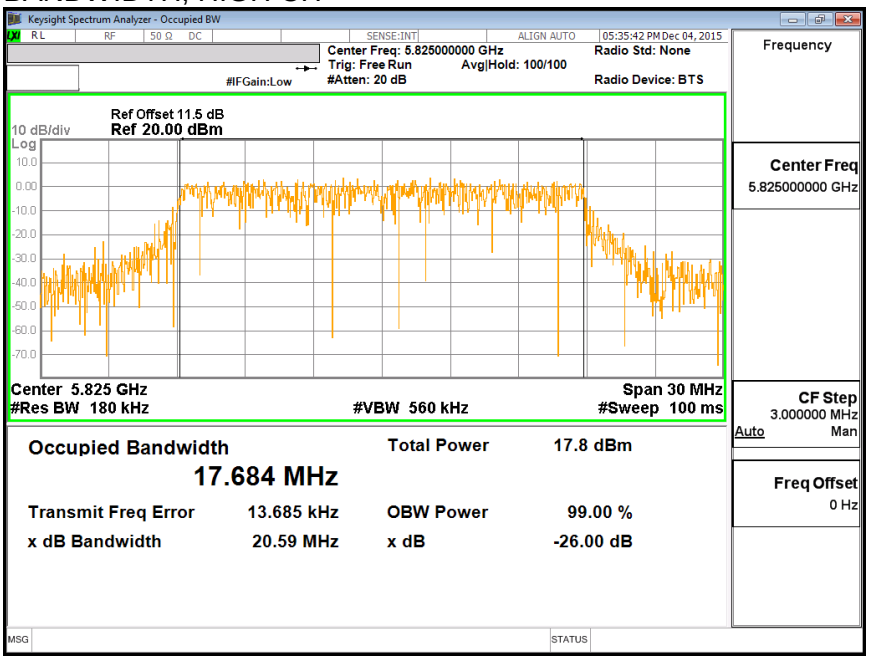

UL VERIFICATION SERVICES INC. FORM NO: CCSUP4701J
47173 BENICIA STREET, FREMONT, CA 94538, USA TEL: (510) 771-1000 FAX: (510) 661-0888
This report shall not be reproduced except in full, without the written approval of UL Verification Services Inc.

8.65.4. AVERAGE POWER

LIMITS

None; for reporting purposes only.

TEST PROCEDURE

Measurements perform using a wideband gated RF power meter.

RESULTS

Channel	Frequency (MHz)	Power (dBm)
Low	5745	16.46
Mid	5785	16.93
High	5825	16.38

This report shall not be reproduced except in full, without the written approval of UL Verification Services Inc.

8.65.5. OUTPUT POWER

LIMITS

FCC §15.407 (a) (3)

For the band 5.725-5.85 GHz, the maximum conducted output power over the frequency band of operation shall not exceed 1 W. In addition, the maximum power spectral density shall not exceed 30 dBm in any 500-kHz band. If transmitting antennas of directional gain greater than 6 dBi are used, both the maximum conducted output power and the maximum power spectral density shall be reduced by the amount in dB that the directional gain of the antenna exceeds 6 dBi.

TEST PROCEDURE

Measurements perform using a wideband gated RF power meter provided that the gate parameters are adjusted such that the power is measured only when the EUT is transmitting at its maximum power control level. Since the measurement is made only during the ON time of the transmitter, no duty cycle correction factor is required.

DIRECTIONAL ANTENNA GAIN

There is only one transmitter output therefore the directional gain is equal to the antenna gain.

This report shall not be reproduced except in full, without the written approval of UL Verification Services Inc.

RESULTS

Antenna Gain and Limit

Channel	Frequency (MHz)	Directional Gain for Power (dBi)	Power Limit (dBm)
Low	5745	2.42	30.00
Mid	5785	2.42	30.00
High	5825	2.42	30.00

Output Power Results

Channel	Frequency (MHz)	Antenna B Meas Power (dBm)	Total Corr'd Power (dBm)	Power Limit (dBm)	Power Margin (dB)
Low	5745	16.46	16.46	30.00	-13.54
Mid	5785	16.93	16.93	30.00	-13.07
High	5825	16.38	16.38	30.00	-13.62

This report shall not be reproduced except in full, without the written approval of UL Verification Services Inc.

8.65.6. PSD

LIMITS

FCC §15.407 (a) (3)

operation shall not exceed 1 W. In addition, the maximum power spectral density shall not exceed 30 dBm in any 500-kHz band. If transmitting antennas of directional gain greater than 6 dBi are used, both the maximum conducted output power and the maximum power spectral density shall be reduced by the amount in dB that the directional gain of the antenna exceeds 6 dBi.

DIRECTIONAL ANTENNA GAIN

There is only one transmitter output therefore the directional gain is equal to the antenna gain.

RESULTS

Antenna Gain and Limits

Channel	Frequency (MHz)	Directional Gain (dBi)	PSD Limit (dBm)
Low	5745	2.42	30.00
Mid	5785	2.42	30.00
High	5825	2.42	30.00

Duty Cycle CF (dB)	0.00	Included in Calculations of Corr'd PSD

PSD Results

Channel	Frequency (MHz)	Antenna B Meas PSD (dBm)	Total Corr'd PSD (dBm)	PSD Limit (dBm)	PSD Margin (dB)
Low	5745	2.00	1.996	30.00	-28.00
Mid	5785	3.12	3.117	30.00	-26.88
High	5825	2.31	2.309	30.00	-27.69

This report shall not be reproduced except in full, without the written approval of UL Verification Services Inc.

PSD,

PSD, LOW CH

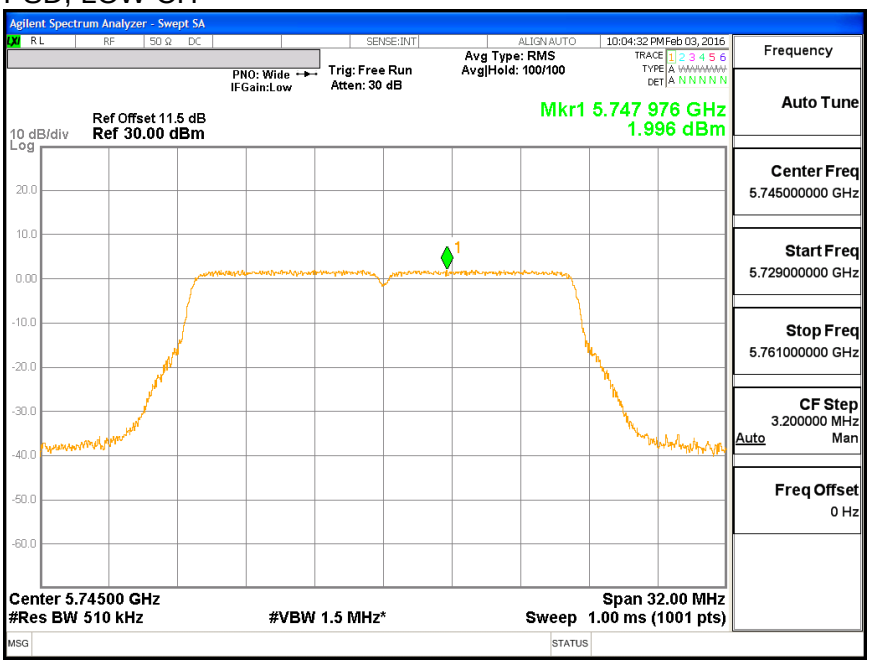

PSD, MID CH

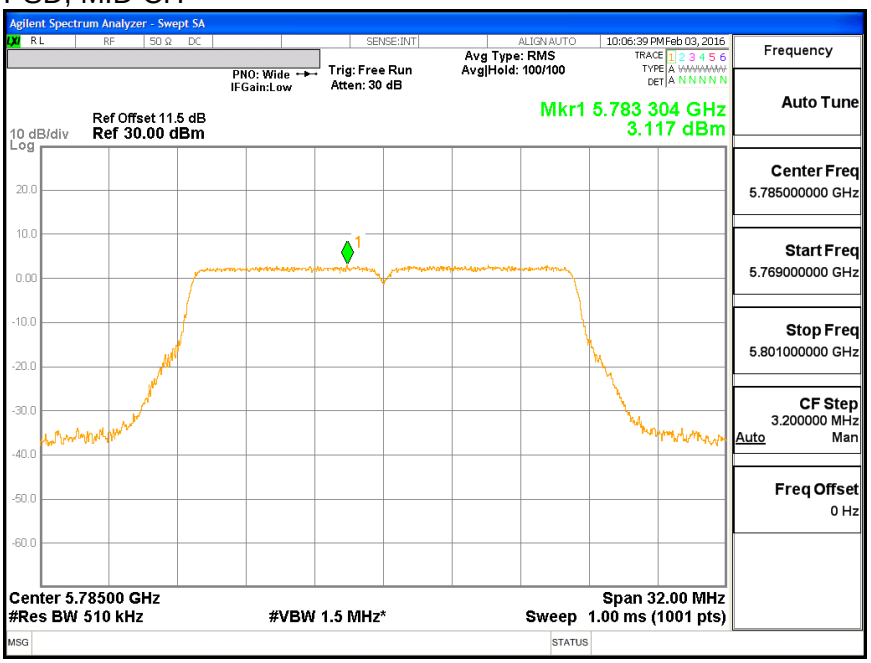

This report shall not be reproduced except in full, without the written approval of UL Verification Services Inc.

PSD, HIGH CH

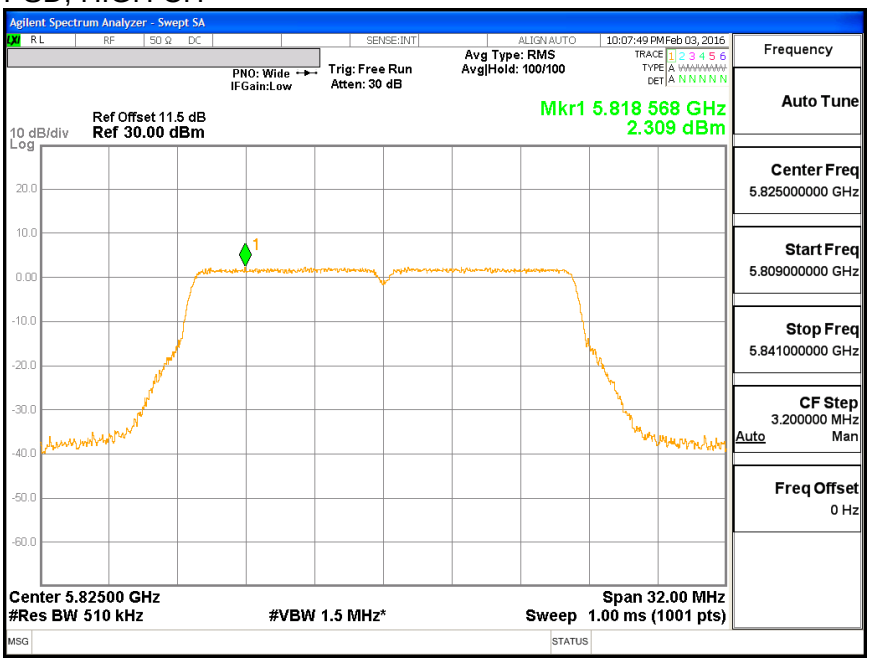

This report shall not be reproduced except in full, without the written approval of UL Verification Services Inc.

8.66. 802.11n HT20 ANTENNA - A MODE IN THE 5.8 GHz BAND

8.66.1. 6 dB BANDWIDTH

LIMITS

FCC §15.407 (e)

The minimum 6 dB bandwidth shall be at least 500 kHz.

RESULTS

Channel	Frequency (MHz)	6 dB Bandwidth (MHz)	Minimum Limit (MHz)
Low	5745	17.64	0.5
Mid	5785	17.76	0.5
High	5825	17.64	0.5

This report shall not be reproduced except in full, without the written approval of UL Verification Services Inc.

6 dB BANDWIDTH

6 dB BANDWIDTH, LOW CH

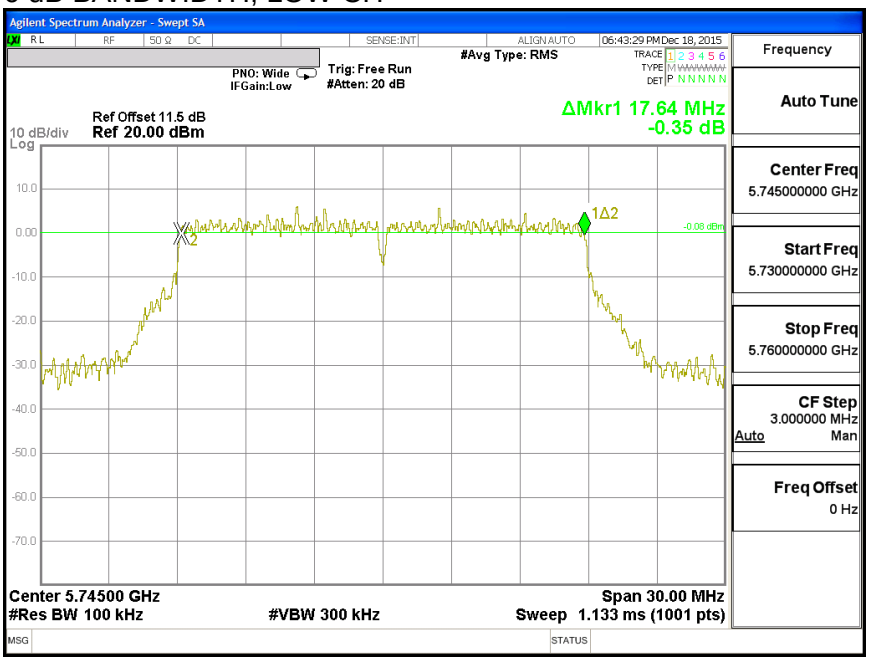

6 dB BANDWIDTH, MID CH

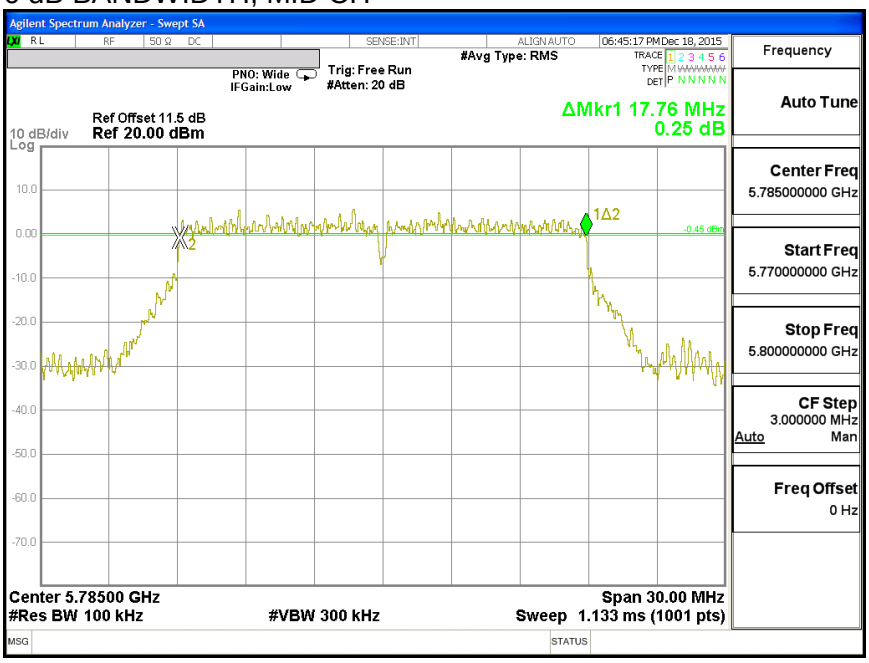

This report shall not be reproduced except in full, without the written approval of UL Verification Services Inc.

6 dB BANDWIDTH, HIGH CH

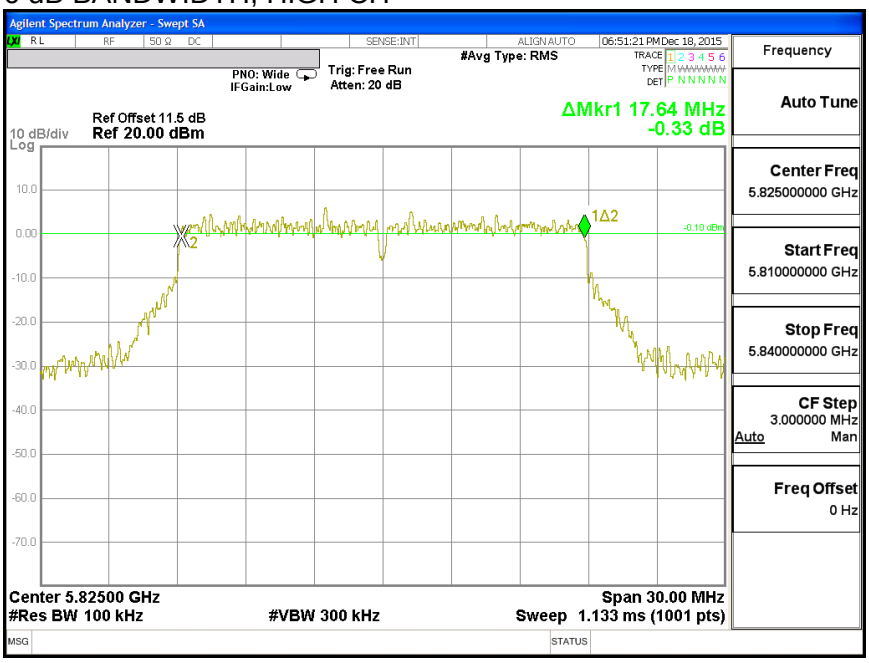

This report shall not be reproduced except in full, without the written approval of UL Verification Services Inc.

8.66.2. 26 dB BANDWIDTH

LIMITS

None, for reporting purposes only

RESULTS

Channel	Frequency (MHz)	26 dB Bandwidth (MHz)
Low	5745	21.60
Mid	5785	21.78
High	5825	21.60

This report shall not be reproduced except in full, without the written approval of UL Verification Services Inc.

26 dB BANDWIDTH

26 dB BANDWIDTH, LOW CH

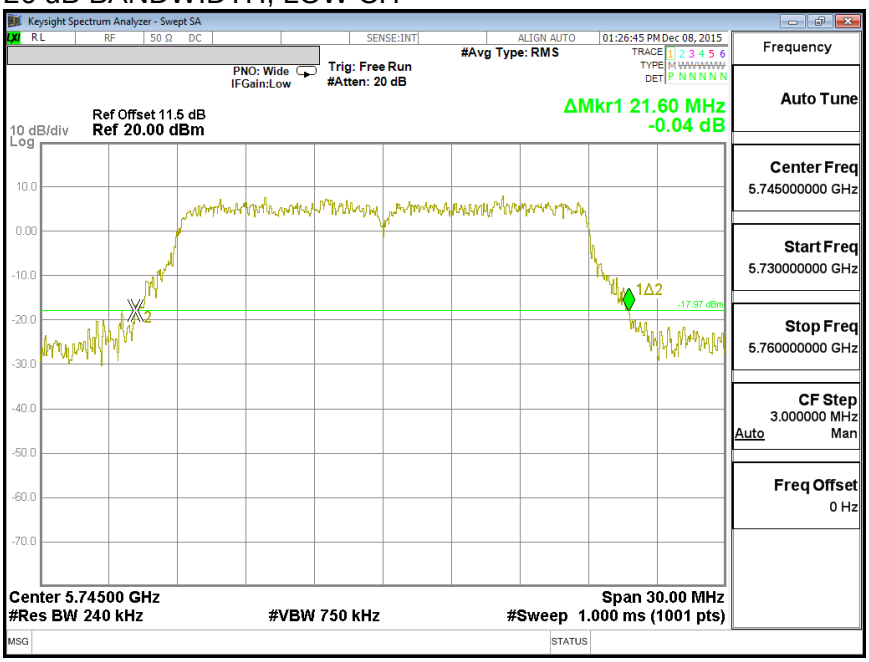

26 dB BANDWIDTH, MID CH

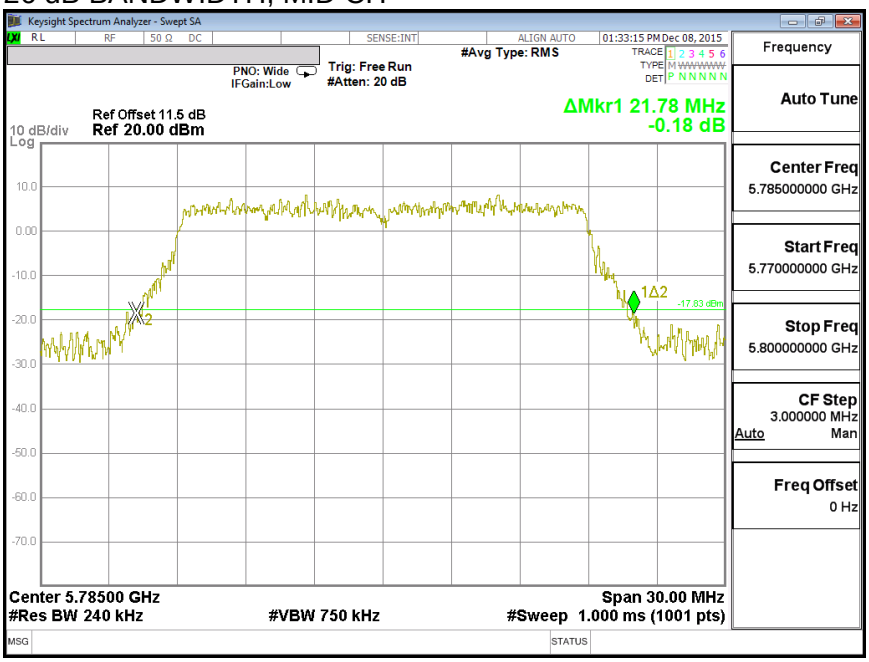

This report shall not be reproduced except in full, without the written approval of UL Verification Services Inc.

26 dB BANDWIDTH, HIGH CH

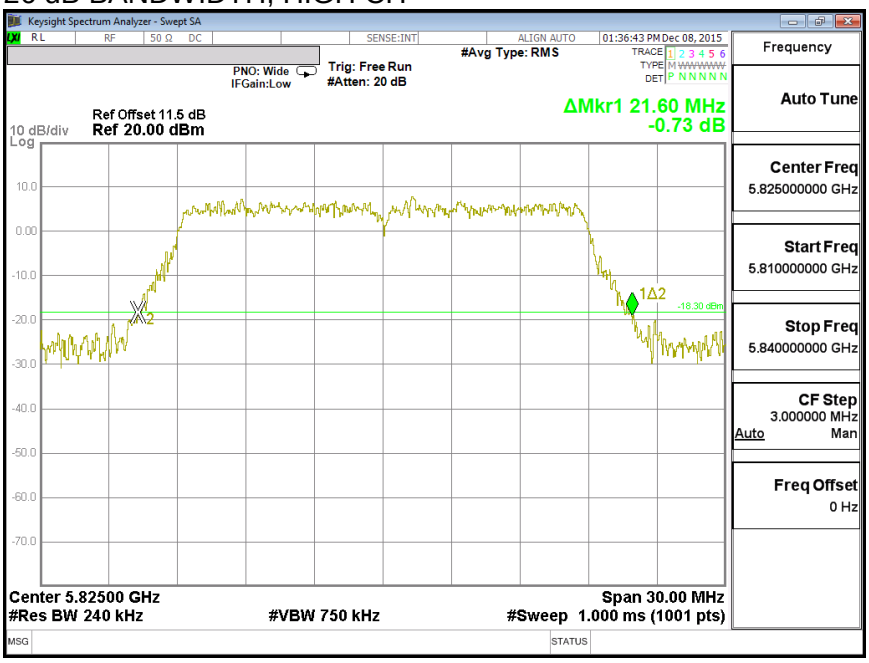

This report shall not be reproduced except in full, without the written approval of UL Verification Services Inc.

8.66.3. 99% BANDWIDTH

LIMITS

None; for reporting purposes only.

RESULTS

Channel	Frequency (MHz)	99% Bandwidth (MHz)
Low	5745	17.673
Mid	5785	17.714
High	5825	17.671

This report shall not be reproduced except in full, without the written approval of UL Verification Services Inc.

99% BANDWIDTH

BANDWIDTH, LOW CH

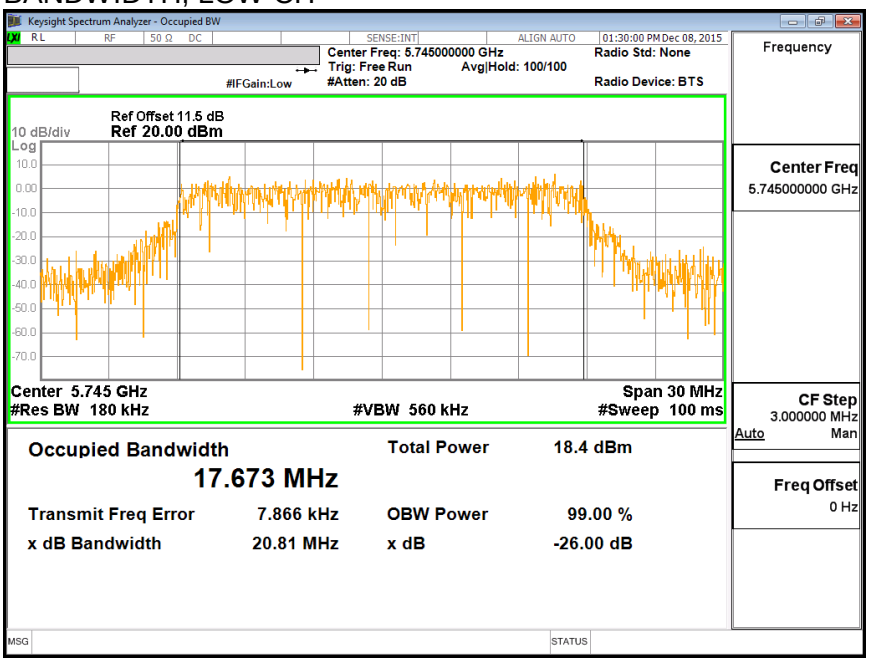

BANDWIDTH, MID CH

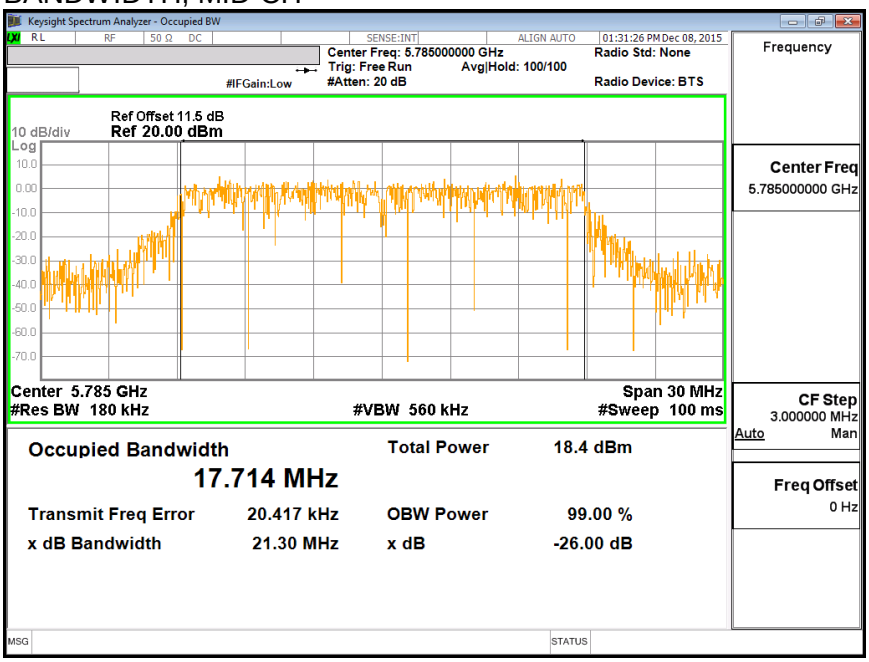

This report shall not be reproduced except in full, without the written approval of UL Verification Services Inc.

BANDWIDTH, HIGH CH

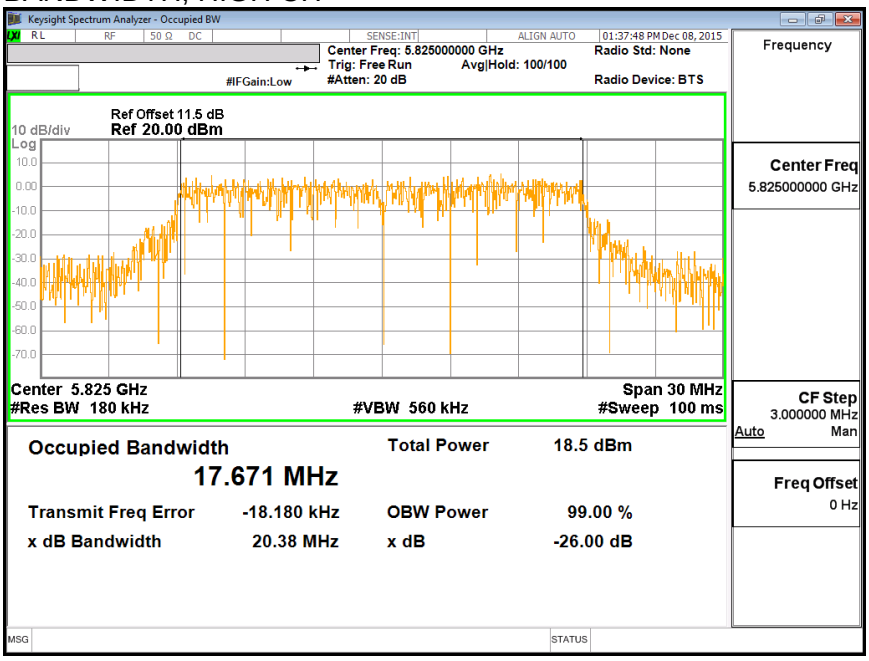

UL VERIFICATION SERVICES INC. FORM NO: CCSUP4701J
47173 BENICIA STREET, FREMONT, CA 94538, USA TEL: (510) 771-1000 FAX: (510) 661-0888
This report shall not be reproduced except in full, without the written approval of UL Verification Services Inc.

8.66.4. AVERAGE POWER

LIMITS

None; for reporting purposes only.

TEST PROCEDURE

Measurements perform using a wideband gated RF power meter.

RESULTS

Channel	Frequency (MHz)	Power (dBm)
Low	5745	16.45
Mid	5785	16.47
High	5825	16.36

This report shall not be reproduced except in full, without the written approval of UL Verification Services Inc.

8.66.5. OUTPUT POWER

LIMITS

FCC §15.407 (a) (3)

For the band 5.725-5.85 GHz, the maximum conducted output power over the frequency band of operation shall not exceed 1 W. In addition, the maximum power spectral density shall not exceed 30 dBm in any 500-kHz band. If transmitting antennas of directional gain greater than 6 dBi are used, both the maximum conducted output power and the maximum power spectral density shall be reduced by the amount in dB that the directional gain of the antenna exceeds 6 dBi.

TEST PROCEDURE

Measurements perform using a wideband gated RF power meter provided that the gate parameters are adjusted such that the power is measured only when the EUT is transmitting at its maximum power control level. Since the measurement is made only during the ON time of the transmitter, no duty cycle correction factor is required.

DIRECTIONAL ANTENNA GAIN

There is only one transmitter output therefore the directional gain is equal to the antenna gain.

This report shall not be reproduced except in full, without the written approval of UL Verification Services Inc.

RESULTS

Antenna Gain and Limit

Channel	Frequency (MHz)	Directional Gain for Power (dBi)	Power Limit (dBm)
Low	5745	4.16	30.00
Mid	5785	4.16	30.00
High	5825	4.16	30.00

Output Power Results

Channel	Frequency (MHz)	Antenna A Meas Power (dBm)	Total Corr'd Power (dBm)	Power Limit (dBm)	Power Margin (dB)
Low	5745	16.45	16.45	30.00	-13.55
Mid	5785	16.47	16.47	30.00	-13.53
High	5825	16.36	16.36	30.00	-13.64

This report shall not be reproduced except in full, without the written approval of UL Verification Services Inc.

8.66.6. PSD

LIMITS

FCC §15.407 (a) (3)

For the band 5.725-5.85 GHz, the maximum conducted output power over the frequency band of operation shall not exceed 1 W. In addition, the maximum power spectral density shall not exceed 30 dBm in any 500-kHz band. If transmitting antennas of directional gain greater than 6 dBi are used, both the maximum conducted output power and the maximum power spectral density shall be reduced by the amount in dB that the directional gain of the antenna exceeds 6 dBi.

DIRECTIONAL ANTENNA GAIN

There is only one transmitter output therefore the directional gain is equal to the antenna gain.

RESULTS

Antenna Gain and Limits

Channel	Frequency (MHz)	Directional Gain (dBi)	PSD Limit (dBm)
Low	5745	4.16	30.00
Mid	5785	4.16	30.00
High	5825	4.16	30.00

Duty Cycle CF (dB)	0.00	Included in Calculations of Corr'd PSD

PSD Results

Channel	Frequency (MHz)	Antenna A Meas PSD (dBm)	Total Corr'd PSD (dBm)	PSD Limit (dBm)	PSD Margin (dB)
Low	5745	2.35	2.349	30.00	-27.65
Mid	5785	2.41	2.414	30.00	-27.59
High	5825	2.24	2.242	30.00	-27.76

This report shall not be reproduced except in full, without the written approval of UL Verification Services Inc.

PSD

PSD, LOW CH

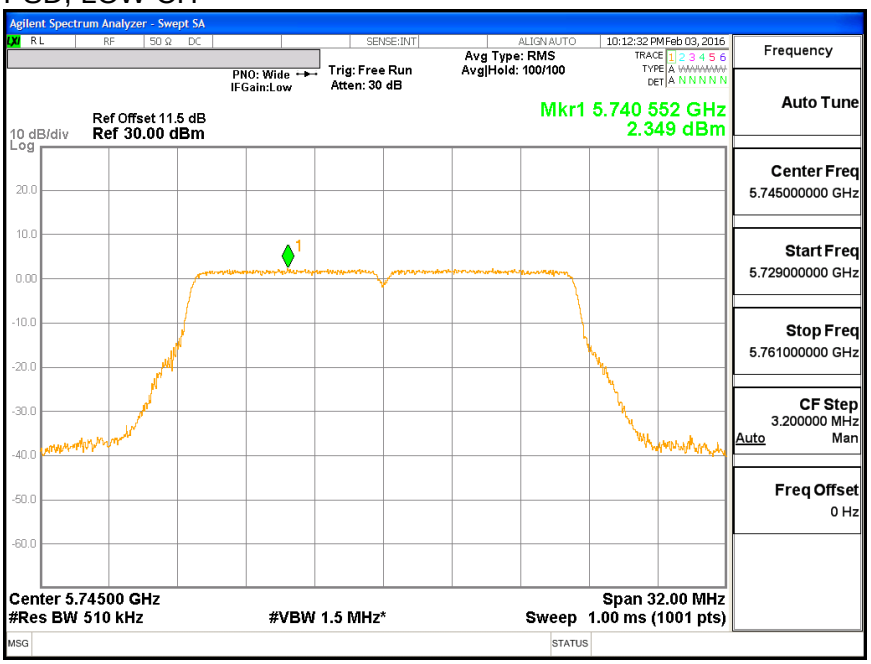

PSD, MID CH

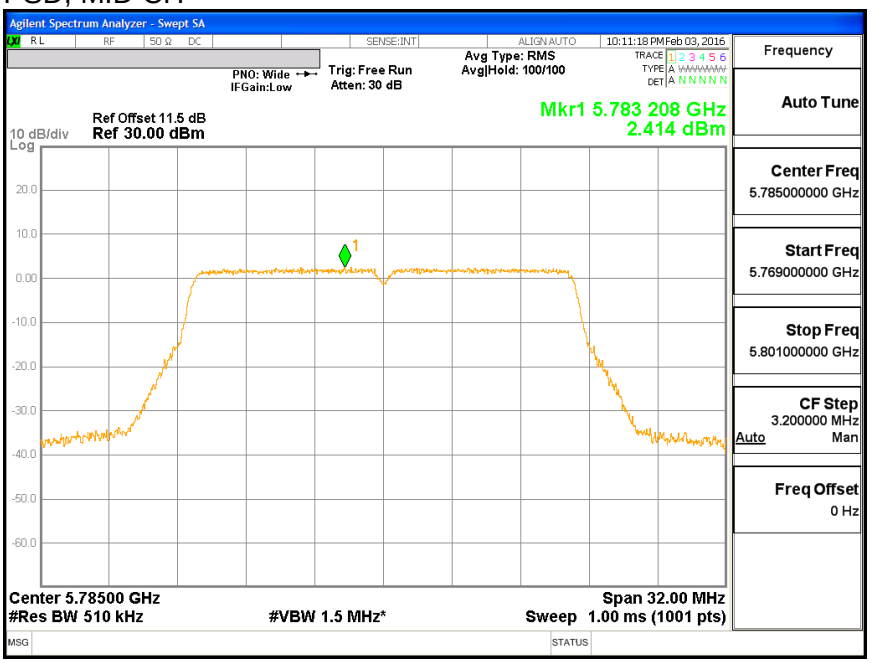

This report shall not be reproduced except in full, without the written approval of UL Verification Services Inc.

PSD, HIGH CH

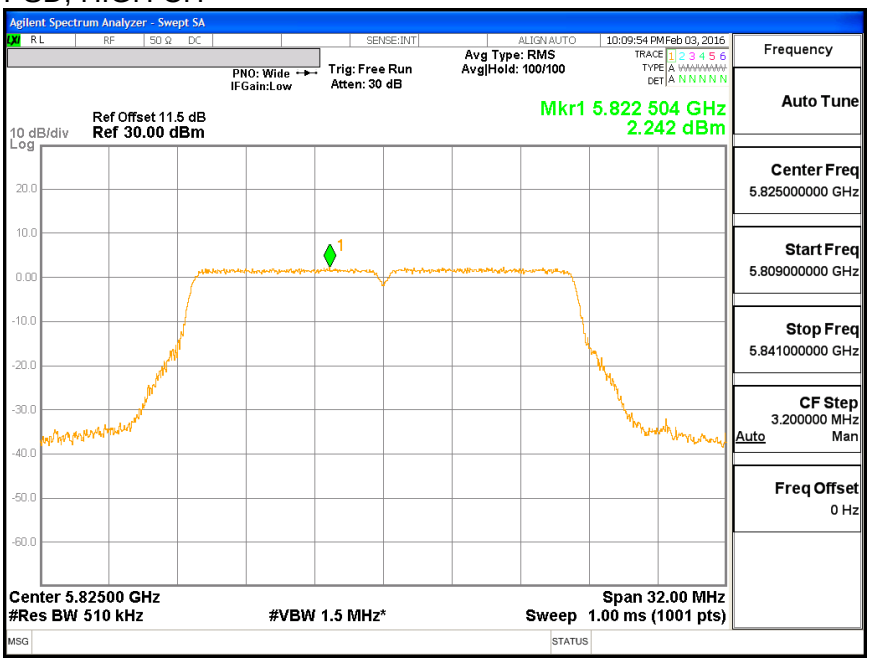

This report shall not be reproduced except in full, without the written approval of UL Verification Services Inc.

8.67. 802.11a 2TX CDD MODE IN THE 5.8 GHz BAND

Note: Covered by 802.11n HT20 2TX CDD MODE IN THE 5.8 GHz BAND.

This report shall not be reproduced except in full, without the written approval of UL Verification Services Inc.

8.68. 802.11n HT20 2Tx CDD MODE IN THE 5.8 GHz BAND

8.68.1. 6 dB BANDWIDTH

LIMITS

FCC §15.407 (e)

The minimum 6 dB bandwidth shall be at least 500 kHz.

RESULTS

Channel	Frequency (MHz)	6 dB BW Antenna B (MHz)	6 dB BW Antenna A (MHz)	Minimum Limit (MHz)
Low	5745	17.67	17.67	0.5
Mid	5785	17.76	17.64	0.5
High	5825	17.61	17.64	0.5

This report shall not be reproduced except in full, without the written approval of UL Verification Services Inc.

6 dB BANDWIDTH, ANTENNA - B

6 dB BANDWIDTH, LOW CH

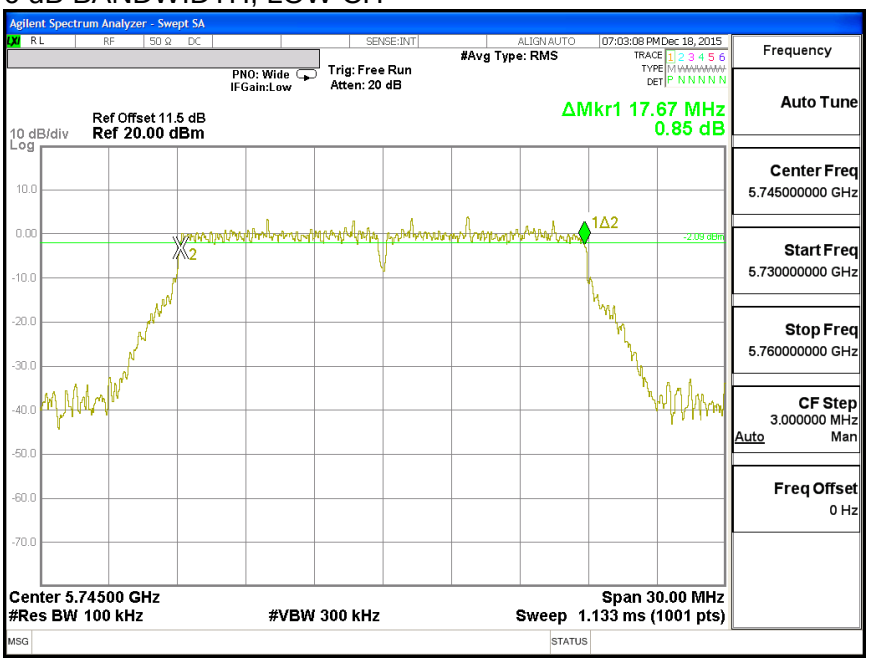

6 dB BANDWIDTH, MID CH

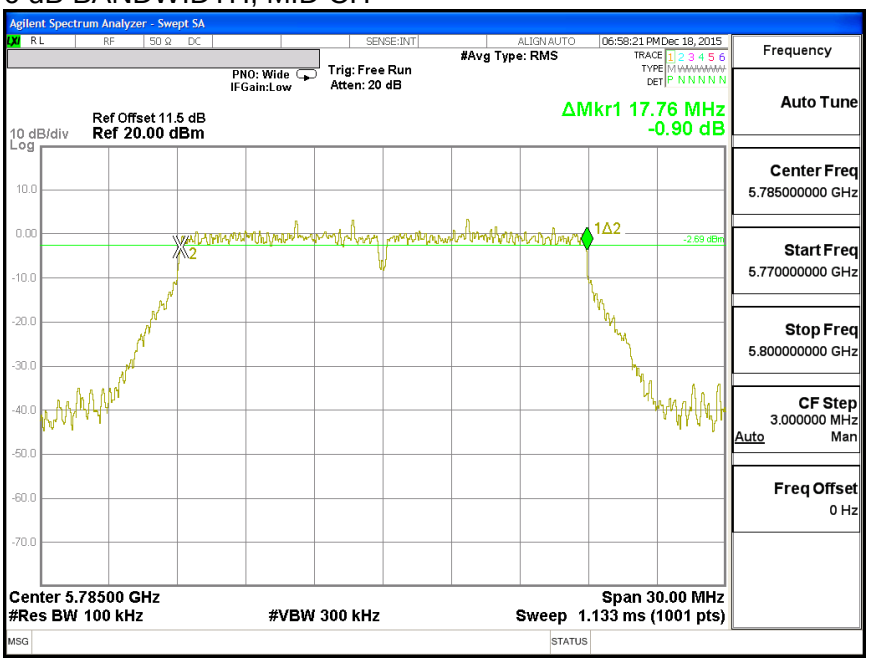

This report shall not be reproduced except in full, without the written approval of UL Verification Services Inc.

6 dB BANDWIDTH, HIGH CH

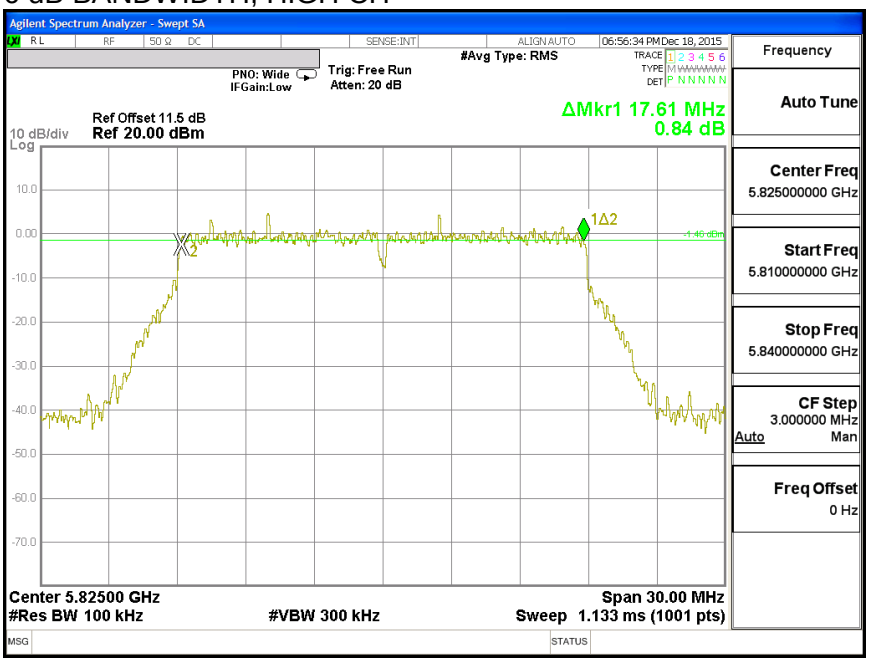

6 dB BANDWIDTH, ANTENNA - A

6 dB BANDWIDTH, LOW CH

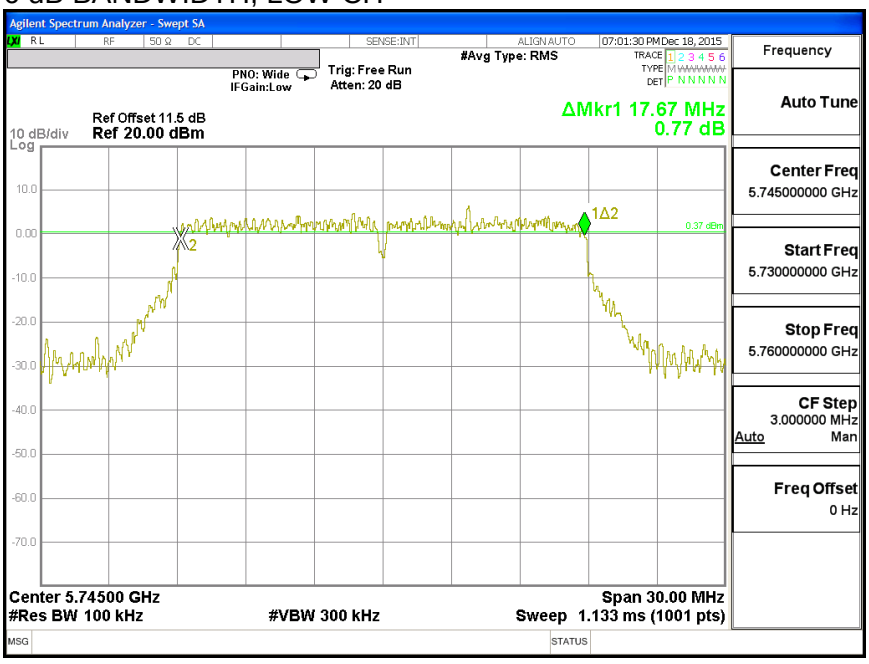

This report shall not be reproduced except in full, without the written approval of UL Verification Services Inc.

6 dB BANDWIDTH, MID CH

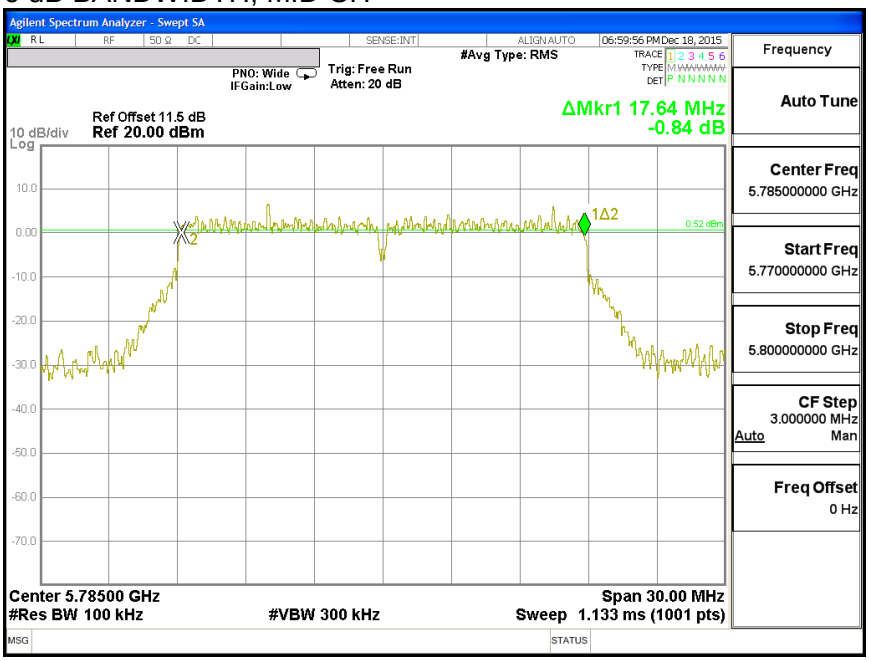

6 dB BANDWIDTH, HIGH CH

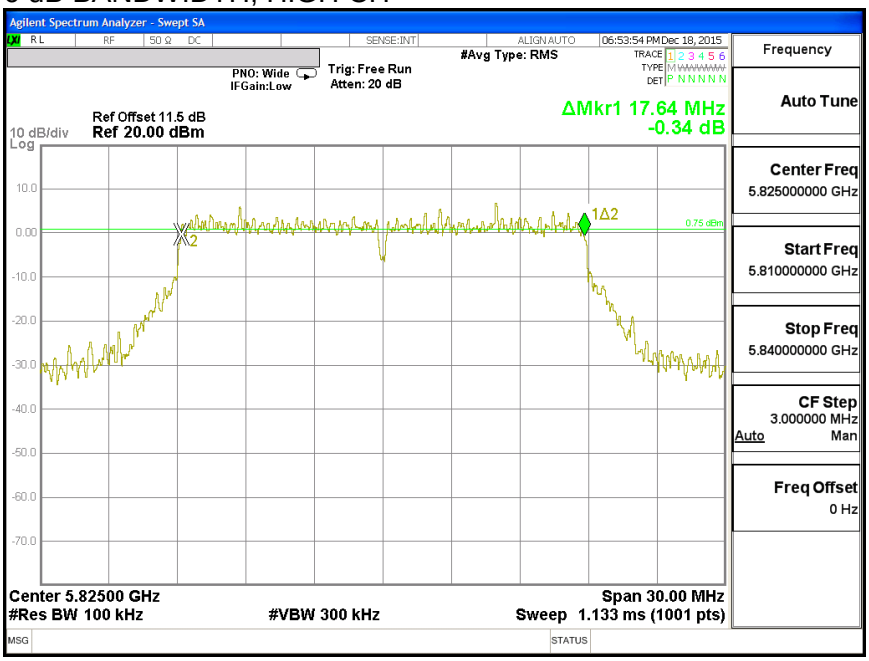

This report shall not be reproduced except in full, without the written approval of UL Verification Services Inc.

8.68.2. 26 dB BANDWIDTH

LIMITS

None, for reporting purposes only.

RESULTS

Channel	Frequency (MHz)	26 dB BW Antenna B (MHz)	26 dB BW Antenna A (MHz)
Low	5745	21.42	21.42
Mid	5785	21.60	21.54
High	5825	21.48	21.36

This report shall not be reproduced except in full, without the written approval of UL Verification Services Inc.

26 dB BANDWIDTH, ANTENNA - B

26 dB BANDWIDTH, LOW CH

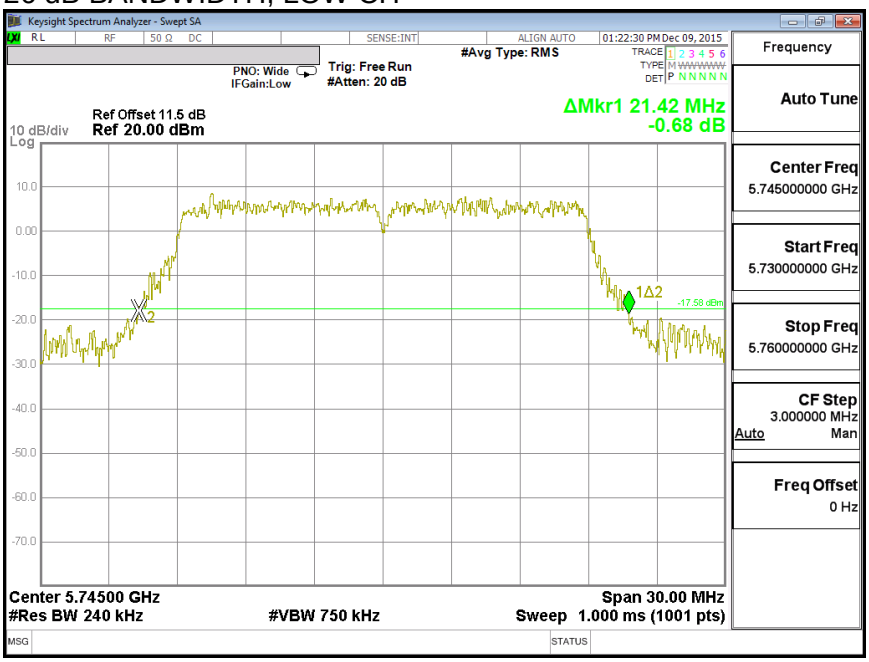

26 dB BANDWIDTH, MID CH

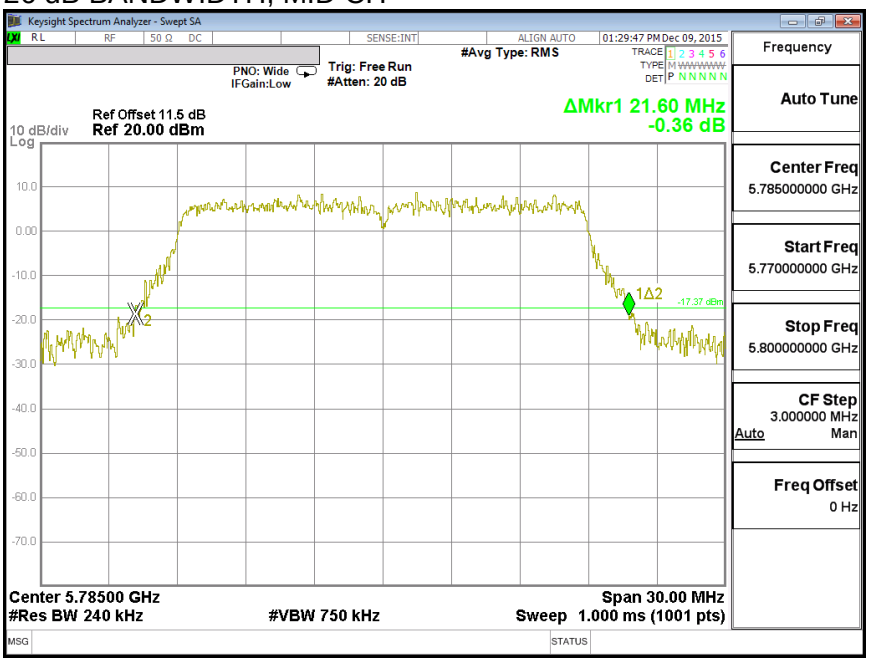

UL VERIFICATION SERVICES INC. FORM NO: CCSUP4701J
47173 BENICIA STREET, FREMONT, CA 94538, USA TEL: (510) 771-1000 FAX: (510) 661-0888
This report shall not be reproduced except in full, without the written approval of UL Verification Services Inc.

26 dB BANDWIDTH, HIGH CH

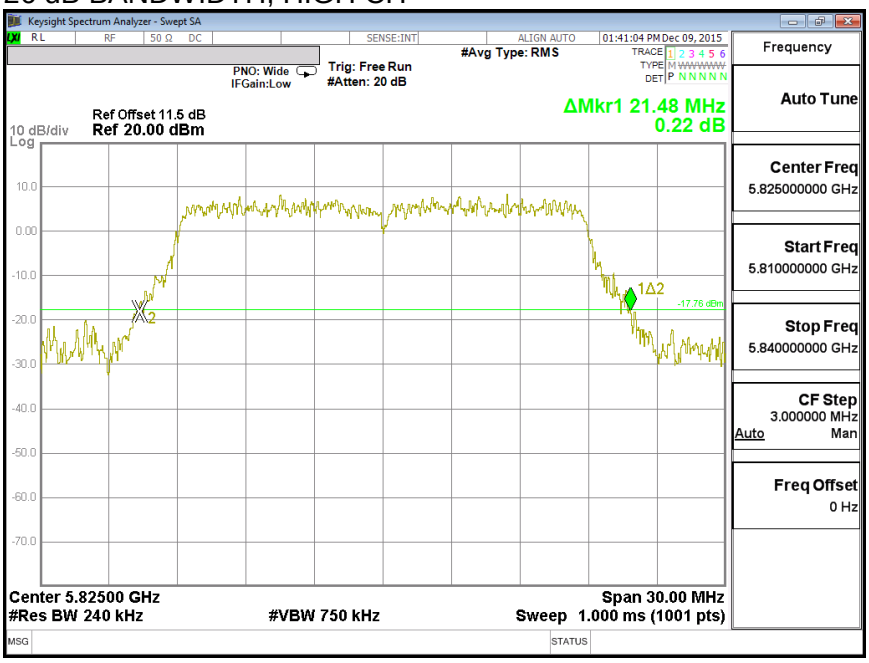

26 dB BANDWIDTH, ANTENNA - A

26 dB BANDWIDTH, LOW CH

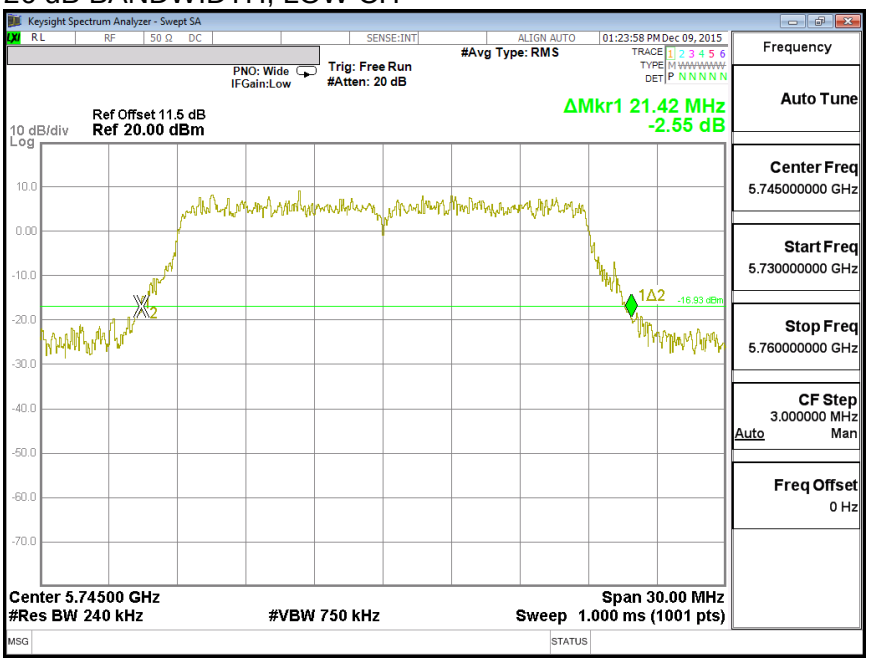

This report shall not be reproduced except in full, without the written approval of UL Verification Services Inc.

26 dB BANDWIDTH, MID CH

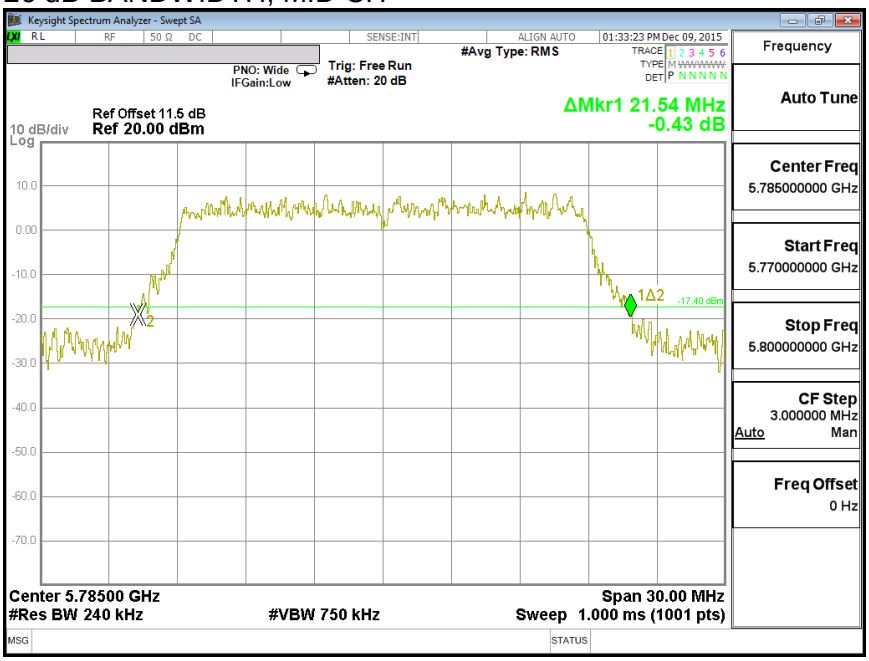

26 dB BANDWIDTH, HIGH CH

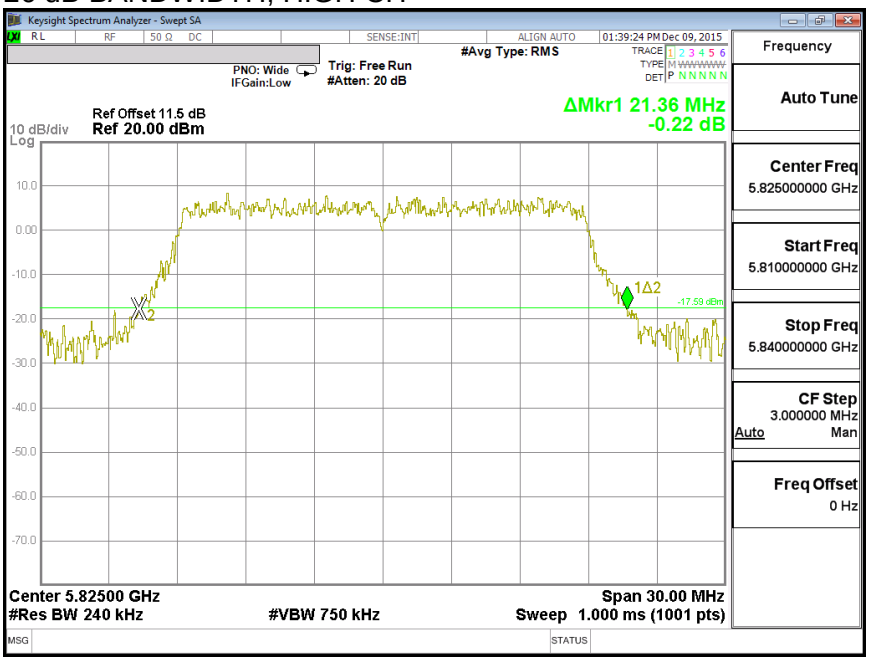

UL VERIFICATION SERVICES INC. FORM NO: CCSUP4701J
47173 BENICIA STREET, FREMONT, CA 94538, USA TEL: (510) 771-1000 FAX: (510) 661-0888
This report shall not be reproduced except in full, without the written approval of UL Verification Services Inc.

8.68.3. 99% BANDWIDTH

LIMITS

None; for reporting purposes only.

RESULTS

Channel	Frequency (MHz)	99% BW Antenna B (MHz)	99% BW Antenna A (MHz)
Low	5745	17.787	17.681
Mid	5785	17.677	17.744
High	5825	17.792	17.653

This report shall not be reproduced except in full, without the written approval of UL Verification Services Inc.

99% BANDWIDTH, ANTENNA - B

99% BANDWIDTH, LOW CH

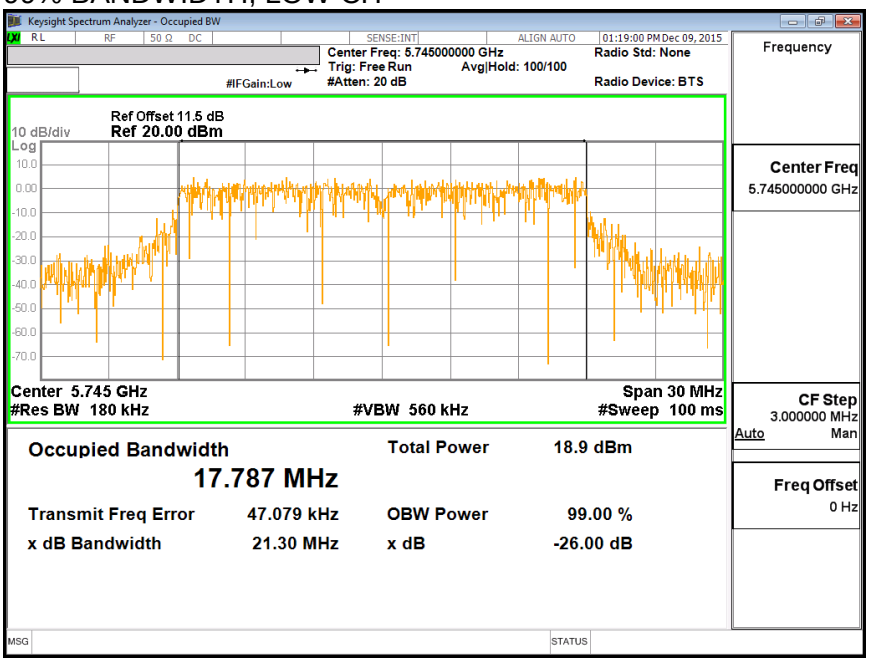

99% BANDWIDTH, MID CH

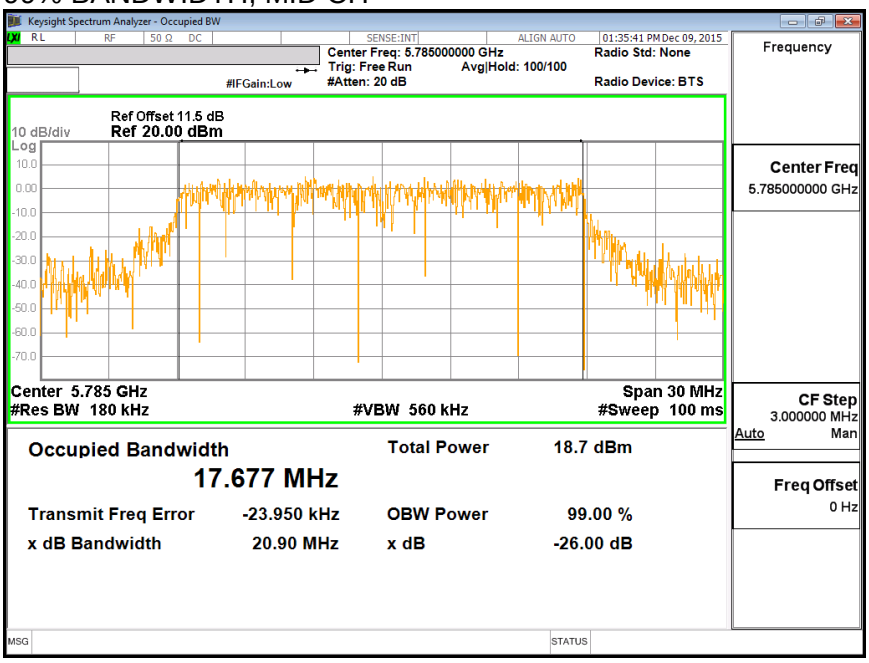

This report shall not be reproduced except in full, without the written approval of UL Verification Services Inc.

99% BANDWIDTH, HIGH CH

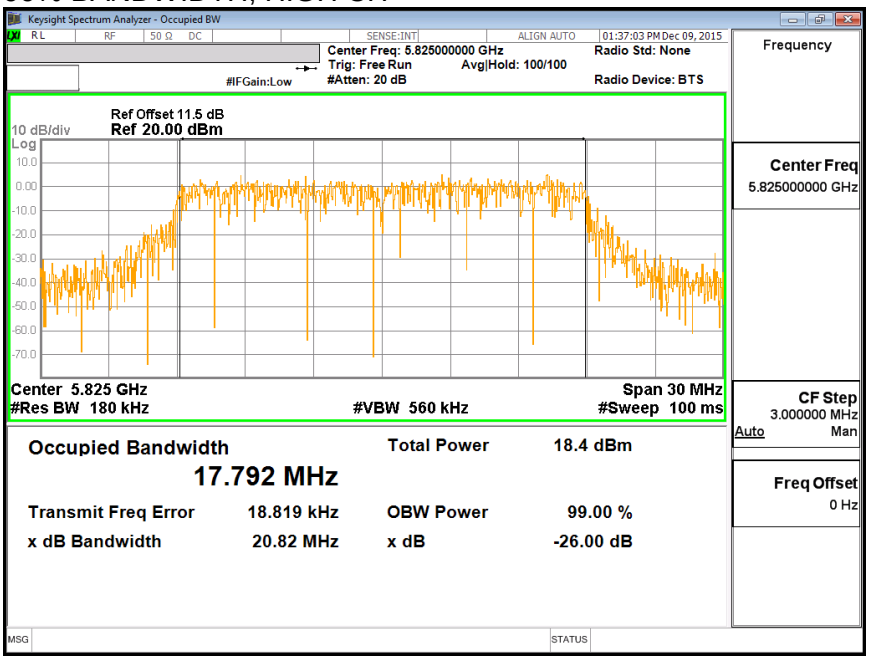

99% BANDWIDTH, ANTENNA - A

99% BANDWIDTH, LOW CH

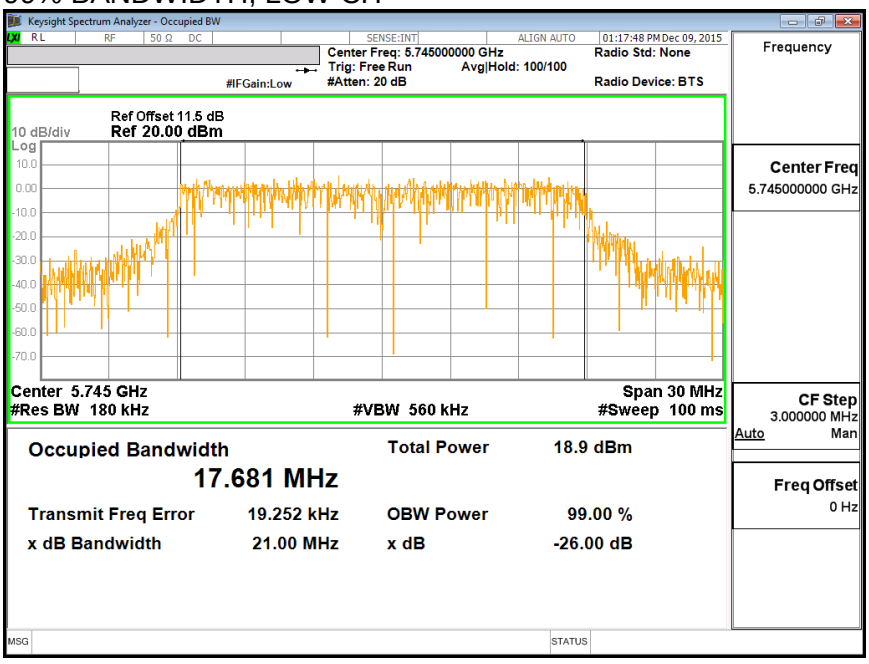

UL VERIFICATION SERVICES INC. FORM NO: CCSUP4701J
47173 BENICIA STREET, FREMONT, CA 94538, USA TEL: (510) 771-1000 FAX: (510) 661-0888
This report shall not be reproduced except in full, without the written approval of UL Verification Services Inc.

99% BANDWIDTH, MID CH

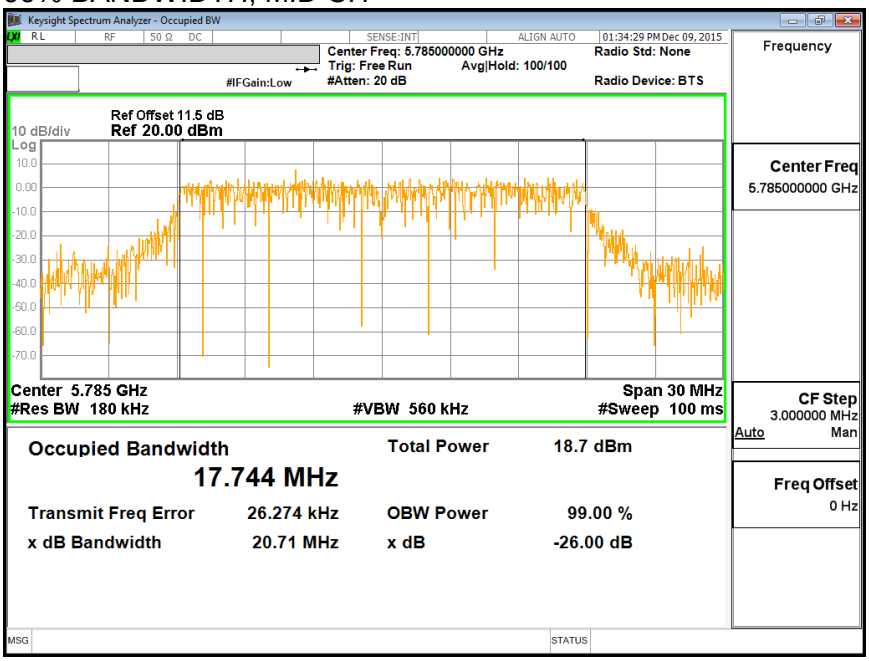

99% BANDWIDTH, HIGH CH

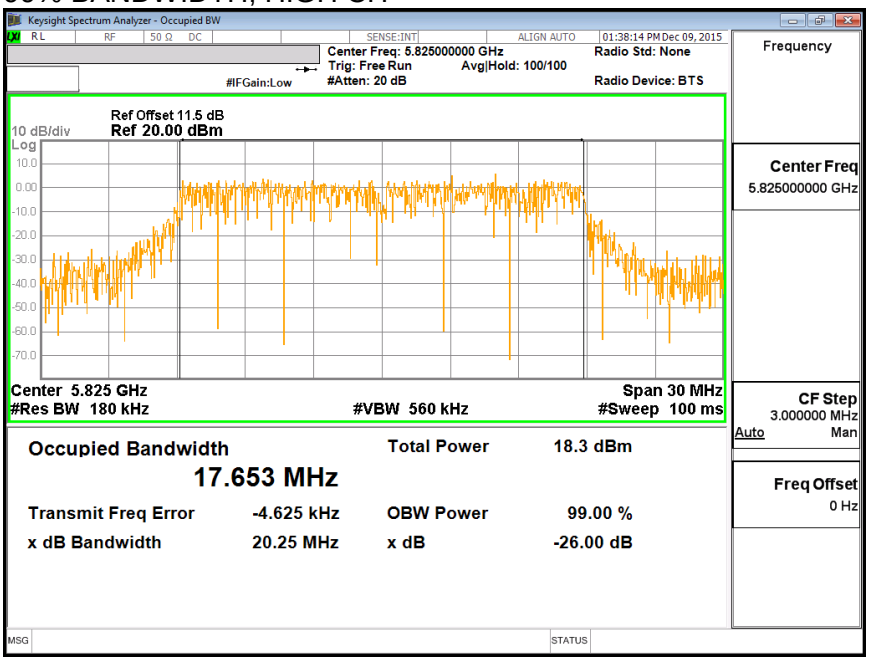

UL VERIFICATION SERVICES INC. FORM NO: CCSUP4701J
47173 BENICIA STREET, FREMONT, CA 94538, USA TEL: (510) 771-1000 FAX: (510) 661-0888
This report shall not be reproduced except in full, without the written approval of UL Verification Services Inc.

8.68.4. AVERAGE POWER

LIMITS

None; for reporting purposes only.

TEST PROCEDURE

Measurements perform using a wideband gated RF power meter.

RESULTS

Channel	Frequency (MHz)	Antenna B Power (dBm)	Antenna A Power (dBm)	Total Power (dBm)
Low	5745	14.38	14.42	17.41
Mid	5785	16.91	16.44	19.69
High	5825	14.91	14.88	17.91

This report shall not be reproduced except in full, without the written approval of UL Verification Services Inc.

8.68.5. OUTPUT POWER

LIMITS

FCC §15.407 (a) (3)

For the band 5.725-5.85 GHz, the maximum conducted output power over the frequency band of operation shall not exceed 1 W. In addition, the maximum power spectral density shall not exceed 30 dBm in any 500-kHz band. If transmitting antennas of directional gain greater than 6 dBi are used, both the maximum conducted output power and the maximum power spectral density shall be reduced by the amount in dB that the directional gain of the antenna exceeds 6 dBi.

TEST PROCEDURE

Measurements perform using a wideband gated RF power meter provided that the gate parameters are adjusted such that the power is measured only when the EUT is transmitting at its maximum power control level. Since the measurement is made only during the ON time of the transmitter, no duty cycle correction factor is required.

DIRECTIONAL ANTENNA GAIN

The TX chains are uncorrelated and the antenna gain is unequal among the chains. The directional gain is:

Antenna B Gain (dBi)	Antenna A Gain (dBi)	Uncorrelated Chains Directional Gain (dBi)
2.42	4.16	3.38

This report shall not be reproduced except in full, without the written approval of UL Verification Services Inc.

RESULTS

Antenna Gain and Limit

Channel	Frequency (MHz)	Directional Gain for Power (dBi)	Power Limit (dBm)
Low	5745	3.38	30.00
Mid	5785	3.38	30.00
High	5825	3.38	30.00

Output Power Results

Channel	Frequency (MHz)	Antenna B Meas Power (dBm)	Antenna A Meas Power (dBm)	Total Corr'd Power (dBm)	Power Limit (dBm)	Power Margin (dB)
Low	5745	14.38	14.42	17.41	30.00	-12.59
Mid	5785	16.91	16.44	19.69	30.00	-10.31
High	5825	14.91	14.88	17.91	30.00	-12.09

This report shall not be reproduced except in full, without the written approval of UL Verification Services Inc.

8.68.6. PSD

LIMITS

FCC §15.407 (a) (3)

For the band 5.725-5.85 GHz, the maximum conducted output power over the frequency band of operation shall not exceed 1 W. In addition, the maximum power spectral density shall not exceed 30 dBm in any 500-kHz band. If transmitting antennas of directional gain greater than 6 dBi are used, both the maximum conducted output power and the maximum power spectral density shall be reduced by the amount in dB that the directional gain of the antenna exceeds 6 dBi.

DIRECTIONAL ANTENNA GAIN

The TX chains are correlated and the antenna gain is unequal among the chains. The directional gain is:

Antenna B Gain (dBi)	Antenna A Gain (dBi)	Correlated Chains Directional Gain (dBi)
2.42	4.16	6.34

This report shall not be reproduced except in full, without the written approval of UL Verification Services Inc.

RESULTS

Antenna Gain and Limits

Channel	Frequency (MHz)	Directional Gain (dBi)	PSD Limit (dBm)
Low	5745	6.34	29.66
Mid	5785	6.34	29.66
High	5825	6.34	29.66

Duty Cycle CF (dB)	0.00	Included in Calculations of Corr'd PSD

PSD Results

Channel	Frequency (MHz)	Antenna B Meas PSD (dBm)	Antenna A Meas PSD (dBm)	Total Corr'd PSD (dBm)	PSD Limit (dBm)	PSD Margin (dB)
Low	5745	0.53	0.57	3.561	29.66	-26.10
Mid	5785	2.67	2.86	5.774	29.66	-23.89
High	5825	1.05	0.63	3.853	29.66	-25.81

This report shall not be reproduced except in full, without the written approval of UL Verification Services Inc.

PSD, ANTENNA - B

PSD, LOW CH

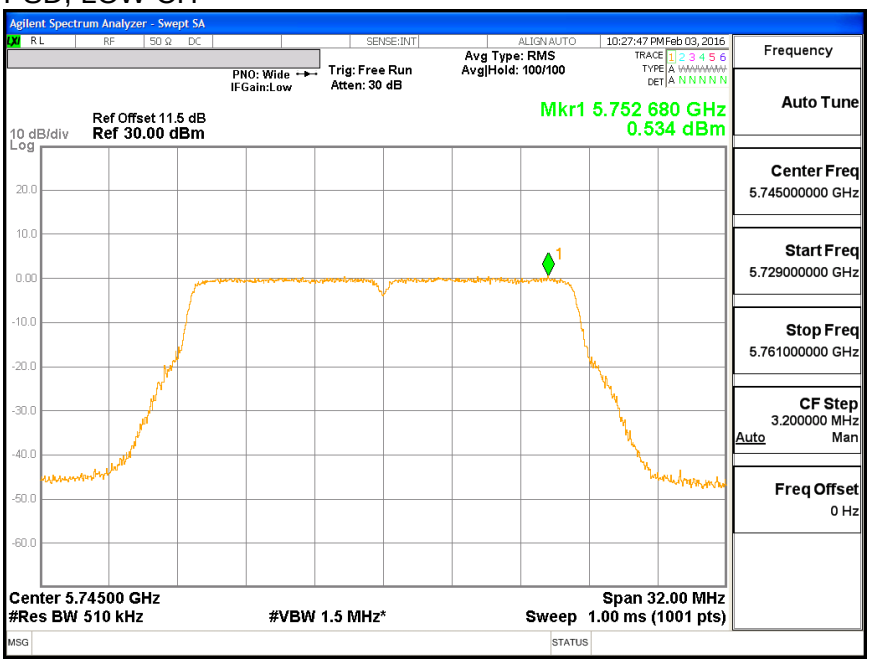

PSD, MID CH

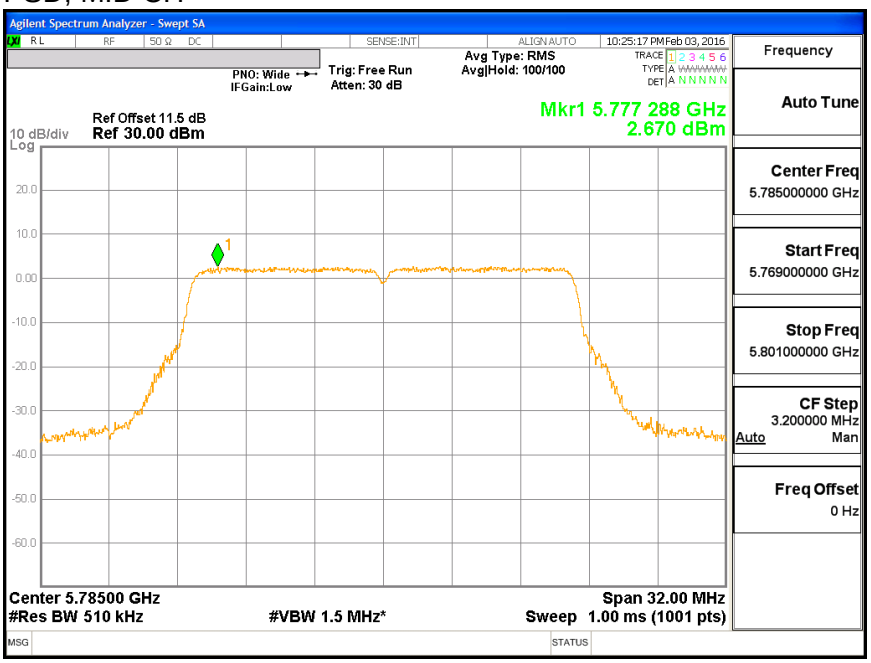

UL VERIFICATION SERVICES INC. FORM NO: CCSUP4701J
47173 BENICIA STREET, FREMONT, CA 94538, USA TEL: (510) 771-1000 FAX: (510) 661-0888
This report shall not be reproduced except in full, without the written approval of UL Verification Services Inc.

PSD, HIGH CH

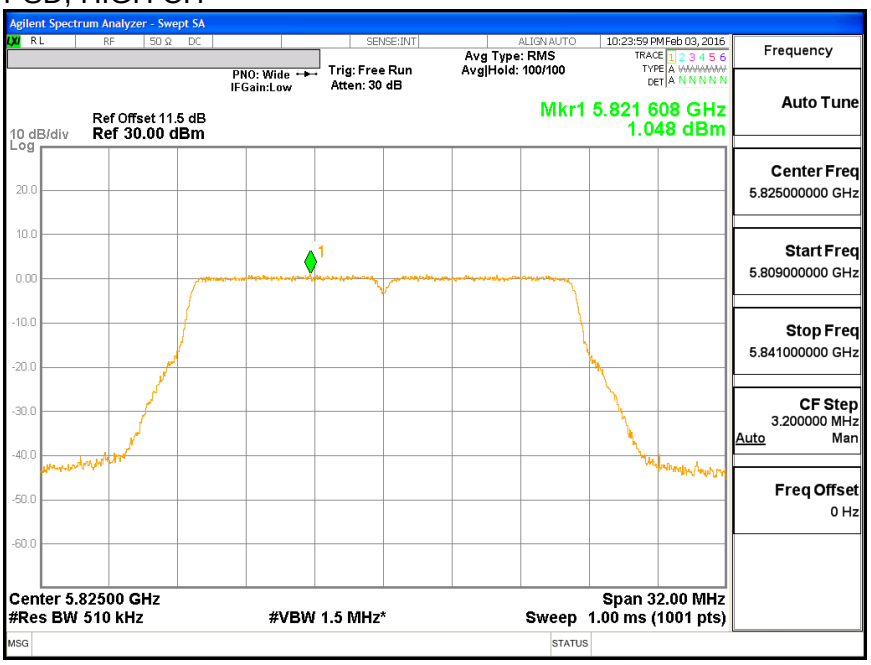

PSD, ANTENNA - A

PSD, LOW CH

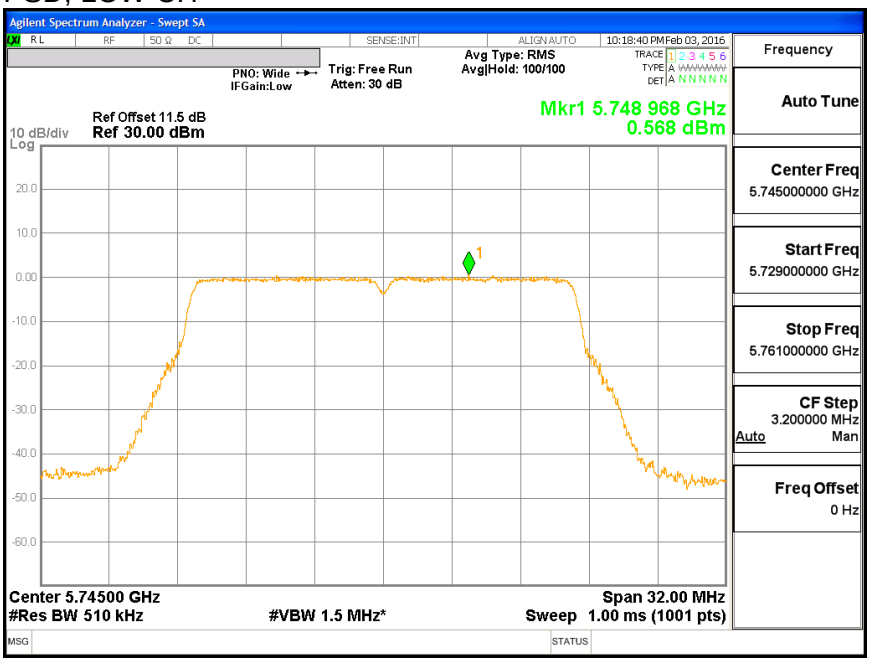

This report shall not be reproduced except in full, without the written approval of UL Verification Services Inc.

PSD, MID CH

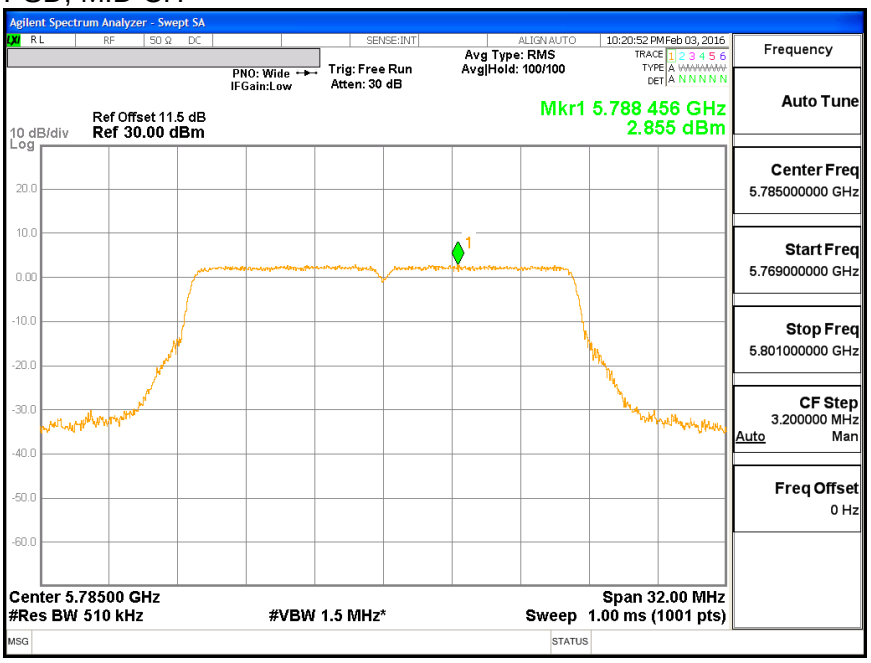

PSD, HIGH CH

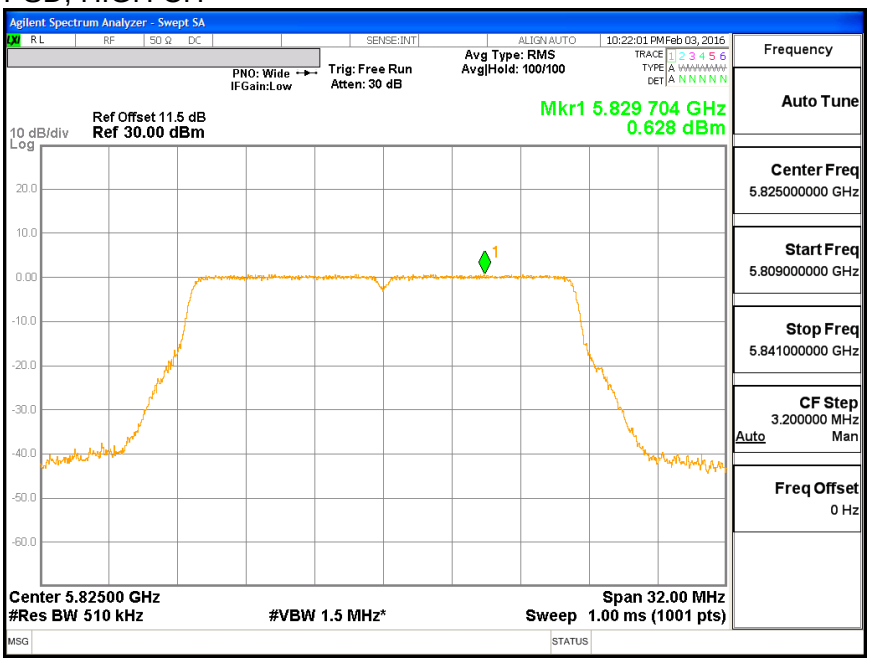

UL VERIFICATION SERVICES INC. FORM NO: CCSUP4701J
47173 BENICIA STREET, FREMONT, CA 94538, USA TEL: (510) 771-1000 FAX: (510) 661-0888
This report shall not be reproduced except in full, without the written approval of UL Verification Services Inc.

8.69. 802.11n HT20 2Tx STBC MODE IN THE 5.8 GHz BAND

Note: Covered by 802.11n HT20 2Tx CDD MODE IN THE 5.8 GHz BAND

This report shall not be reproduced except in full, without the written approval of UL Verification Services Inc.

8.70. 802.11n HT20 2Tx SDM MODE IN THE 5.8 GHz BAND

Note: Covered by 802.11n HT20 2Tx CDD MODE IN THE 5.8 GHz BAND

This report shall not be reproduced except in full, without the written approval of UL Verification Services Inc.

8.71. 802.11n HT40 ANTENNA - B MODE IN THE 5.8 GHz BAND

8.71.1. 6 dB BANDWIDTH

LIMITS

FCC §15.407 (e)

The minimum 6 dB bandwidth shall be at least 500 kHz.

RESULTS

Channel	Frequency (MHz)	6 dB Bandwidth (MHz)	Minimum Limit (MHz)
Low	5755	36.36	0.5
High	5795	36.48	0.5

This report shall not be reproduced except in full, without the written approval of UL Verification Services Inc.

6 dB BANDWIDTH

6 dB BANDWIDTH, LOW CH

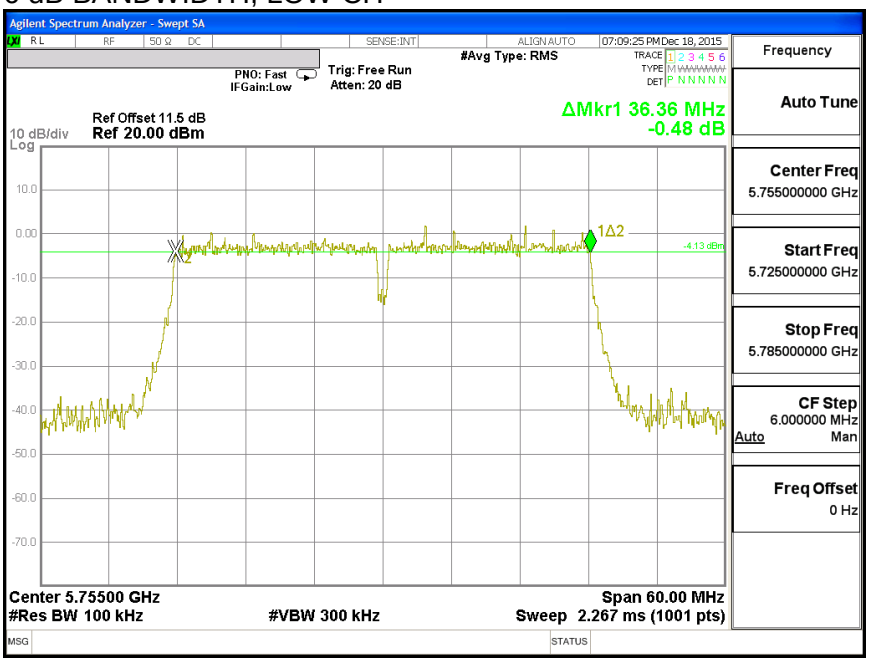

6 dB BANDWIDTH, HIGH CH

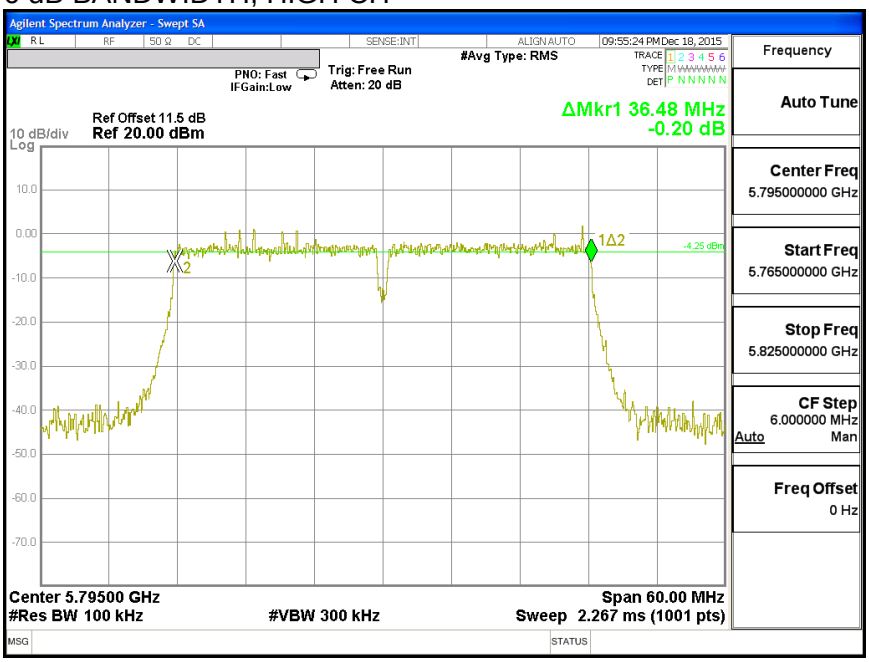

This report shall not be reproduced except in full, without the written approval of UL Verification Services Inc.

8.71.2. 26 dB BANDWIDTH

LIMITS

None, for reporting purposes only.

RESULTS

Channel	Frequency (MHz)	26 dB Bandwidth (MHz)
Low	5755	39.84
High	5795	40.08

UL VERIFICATION SERVICES INC. FORM NO: CCSUP4701J
47173 BENICIA STREET, FREMONT, CA 94538, USA TEL: (510) 771-1000 FAX: (510) 661-0888
This report shall not be reproduced except in full, without the written approval of UL Verification Services Inc.

26 dB BANDWIDTH

26 dB BANDWIDTH, LOW CH

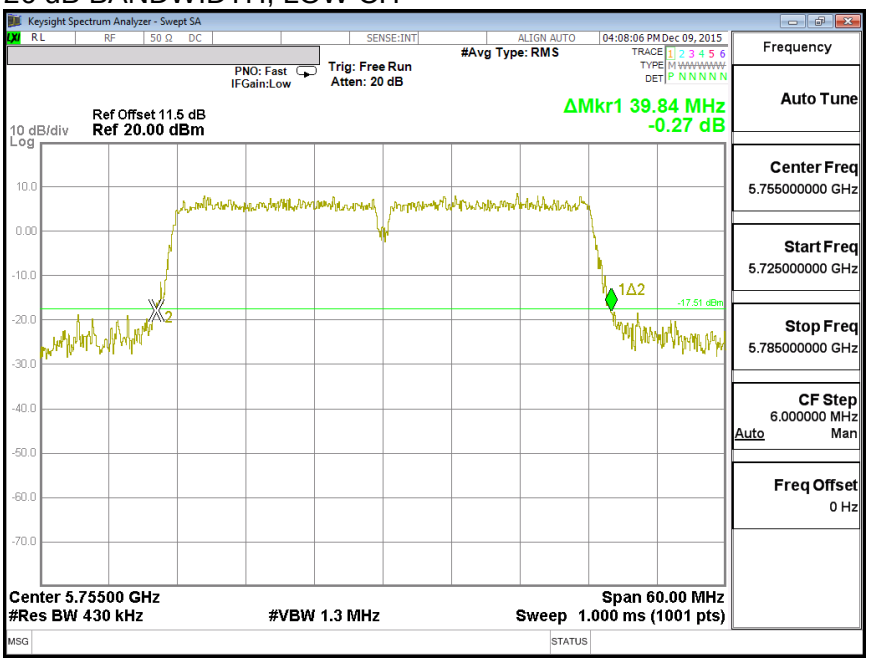

26 dB BANDWIDTH, HIGH CH

UL VERIFICATION SERVICES INC. FORM NO: CCSUP4701J
47173 BENICIA STREET, FREMONT, CA 94538, USA TEL: (510) 771-1000 FAX: (510) 661-0888
This report shall not be reproduced except in full, without the written approval of UL Verification Services Inc.

8.71.3. 99% BANDWIDTH

LIMITS

None; for reporting purposes only.

RESULTS

Channel	Frequency (MHz)	99% Bandwidth (MHz)
Low	5755	36.278
High	5795	36.288

UL VERIFICATION SERVICES INC. FORM NO: CCSUP4701J
47173 BENICIA STREET, FREMONT, CA 94538, USA TEL: (510) 771-1000 FAX: (510) 661-0888
This report shall not be reproduced except in full, without the written approval of UL Verification Services Inc.

99% BANDWIDTH

99% BANDWIDTH, LOW CH

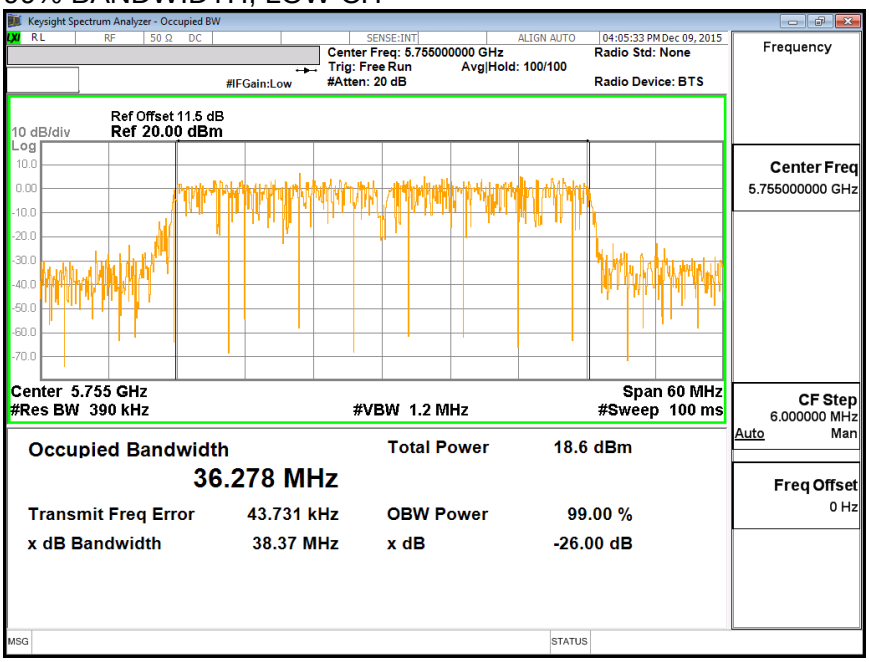

99% BANDWIDTH, HIGH CH

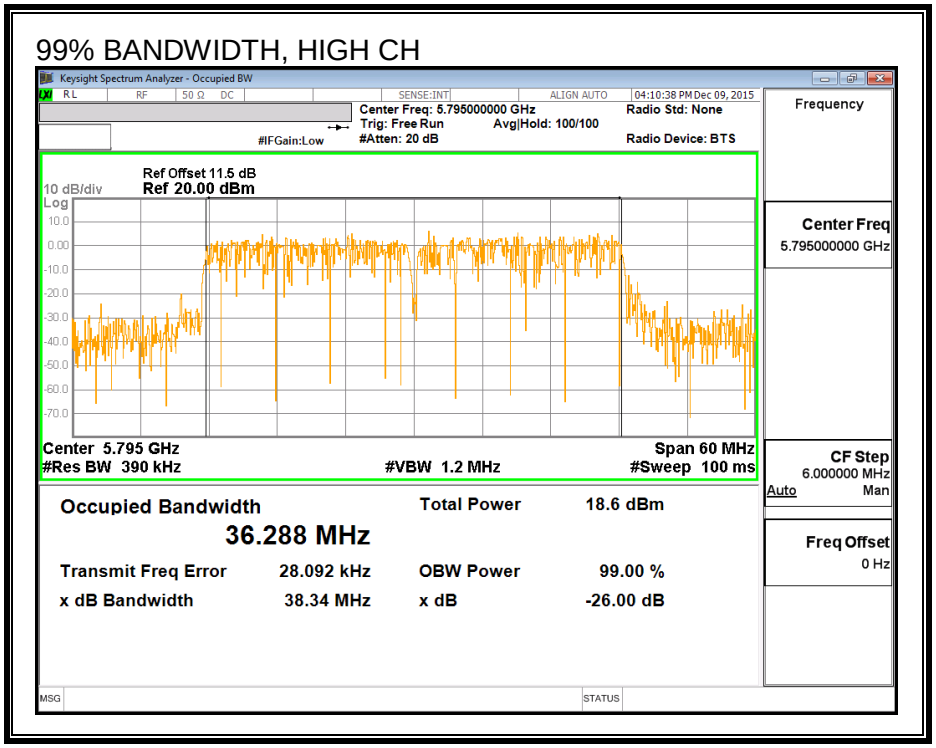

This report shall not be reproduced except in full, without the written approval of UL Verification Services Inc.

8.71.4. AVERAGE POWER

LIMITS

None; for reporting purposes only.

TEST PROCEDURE

Measurements perform using a wideband gated RF power meter.

RESULTS

Channel	Frequency (MHz)	Power (dBm)
Low	5755	12.91
High	5795	16.39

UL VERIFICATION SERVICES INC. FORM NO: CCSUP4701J
47173 BENICIA STREET, FREMONT, CA 94538, USA TEL: (510) 771-1000 FAX: (510) 661-0888
This report shall not be reproduced except in full, without the written approval of UL Verification Services Inc.

8.71.5. OUTPUT POWER

LIMITS

FCC §15.407 (a) (3)

For the band 5.725-5.85 GHz, the maximum conducted output power over the frequency band of operation shall not exceed 1 W. In addition, the maximum power spectral density shall not exceed 30 dBm in any 500-kHz band. If transmitting antennas of directional gain greater than 6 dBi are used, both the maximum conducted output power and the maximum power spectral density shall be reduced by the amount in dB that the directional gain of the antenna exceeds 6 dBi.

TEST PROCEDURE

Measurements perform using a wideband gated RF power meter provided that the gate parameters are adjusted such that the power is measured only when the EUT is transmitting at its maximum power control level. Since the measurement is made only during the ON time of the transmitter, no duty cycle correction factor is required.

DIRECTIONAL ANTENNA GAIN

There is only one transmitter output therefore the directional gain is equal to the antenna gain.

This report shall not be reproduced except in full, without the written approval of UL Verification Services Inc.

RESULTS

Antenna Gain and Limit

Channel	Frequency (MHz)	Directional Gain (dBi)	Power Limit (dBm)
Low	5755	2.42	30.00
High	5795	2.42	30.00

Output Power Results

Channel	Frequency (MHz)	Antenna B Meas Power (dBm)	Total Corr'd Power (dBm)	Power Limit (dBm)	Power Margin (dB)
Low	5755	12.91	12.91	30.00	-17.09
High	5795	16.39	16.39	30.00	-13.61

UL VERIFICATION SERVICES INC. FORM NO: CCSUP4701J
47173 BENICIA STREET, FREMONT, CA 94538, USA TEL: (510) 771-1000 FAX: (510) 661-0888
This report shall not be reproduced except in full, without the written approval of UL Verification Services Inc.

8.71.6. PSD

LIMITS

FCC §15.407 (a) (3)

For the band 5.725-5.85 GHz, the maximum conducted output power over the frequency band of operation shall not exceed 1 W. In addition, the maximum power spectral density shall not exceed 30 dBm in any 500-kHz band. If transmitting antennas of directional gain greater than 6 dBi are used, both the maximum conducted output power and the maximum power spectral density shall be reduced by the amount in dB that the directional gain of the antenna exceeds 6 dBi.

DIRECTIONAL ANTENNA GAIN

There is only one transmitter output therefore the directional gain is equal to the antenna gain.

This report shall not be reproduced except in full, without the written approval of UL Verification Services Inc.

RESULTS

Antenna Gain and Limits

Channel	Frequency (MHz)	Directional Gain (dBi)	PSD Limit (dBm)
Low	5755	2.42	30.00
High	5795	2.42	30.00

Duty Cycle CF (dB)	0.00	**Included in Calculations of Corr'd PSD**

PSD Results

Channel	Frequency (MHz)	Antenna B Meas PSD (dBm)	Total Corr'd PSD (dBm)	PSD Limit (dBm)	PSD Margin (dB)
Low	5755	-1.43	-1.432	30.00	-31.43
High	5795	1.79	1.789	30.00	-28.21

UL VERIFICATION SERVICES INC. FORM NO: CCSUP4701J
47173 BENICIA STREET, FREMONT, CA 94538, USA TEL: (510) 771-1000 FAX: (510) 661-0888
This report shall not be reproduced except in full, without the written approval of UL Verification Services Inc.

PSD,

PSD, LOW CH

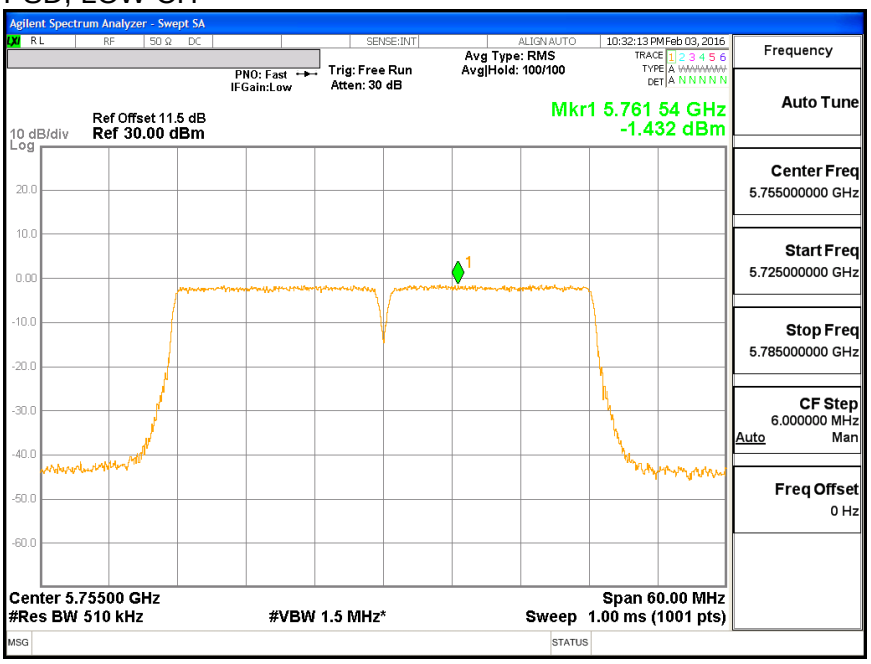

PSD, HIGH CH

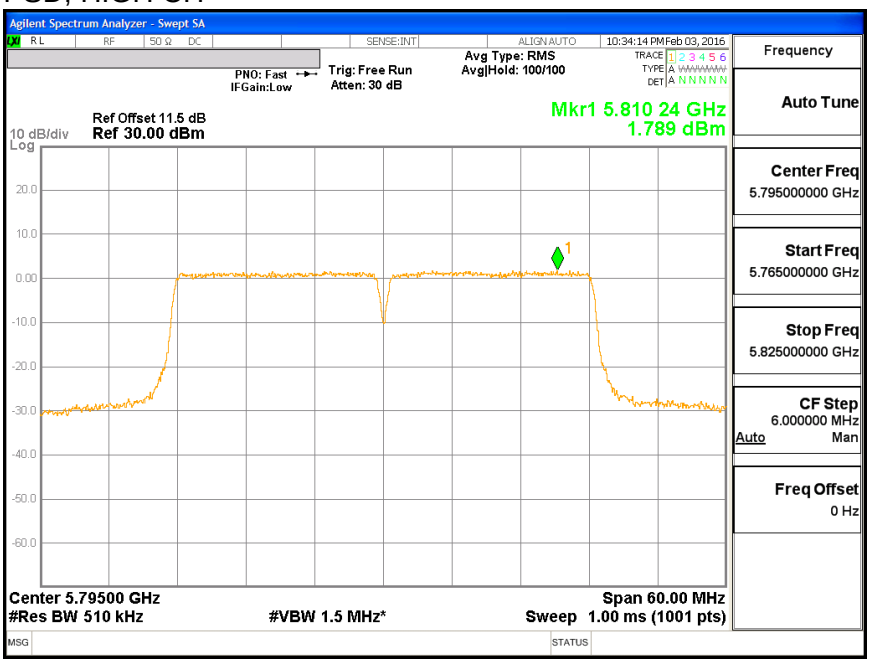

This report shall not be reproduced except in full, without the written approval of UL Verification Services Inc.

8.72. 802.11n HT40 ANTENNA - A MODE IN THE 5.8 GHz BAND

8.72.1. 6 dB BANDWIDTH

LIMITS

FCC §15.407 (e)

The minimum 6 dB bandwidth shall be at least 500 kHz.

RESULTS

Channel	Frequency (MHz)	6 dB Bandwidth (MHz)	Minimum Limit (MHz)
Low	5755	36.48	0.5
High	5795	36.48	0.5

This report shall not be reproduced except in full, without the written approval of UL Verification Services Inc.

6 dB BANDWIDTH

6 dB BANDWIDTH, LOW CH

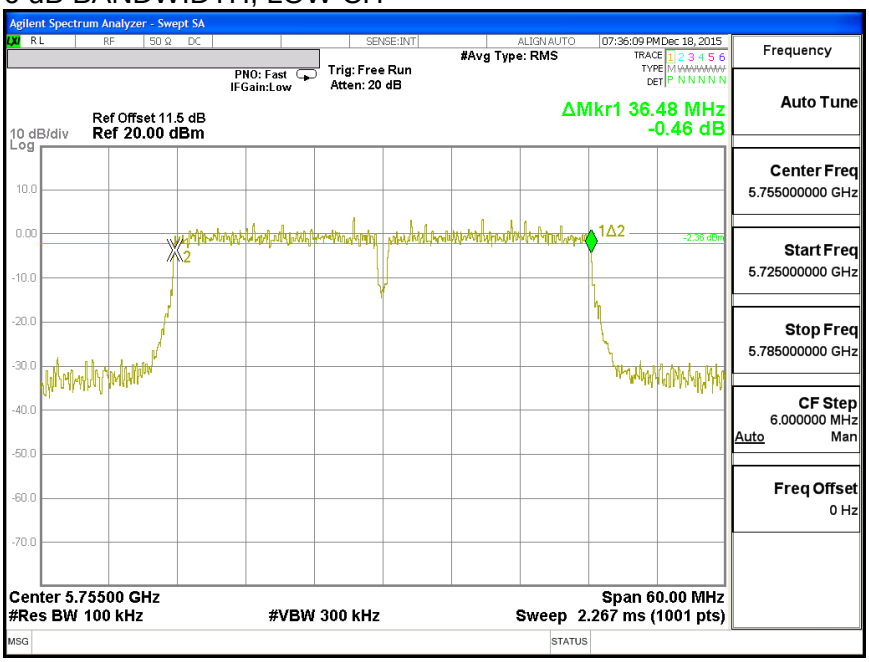

6 dB BANDWIDTH, HIGH CH

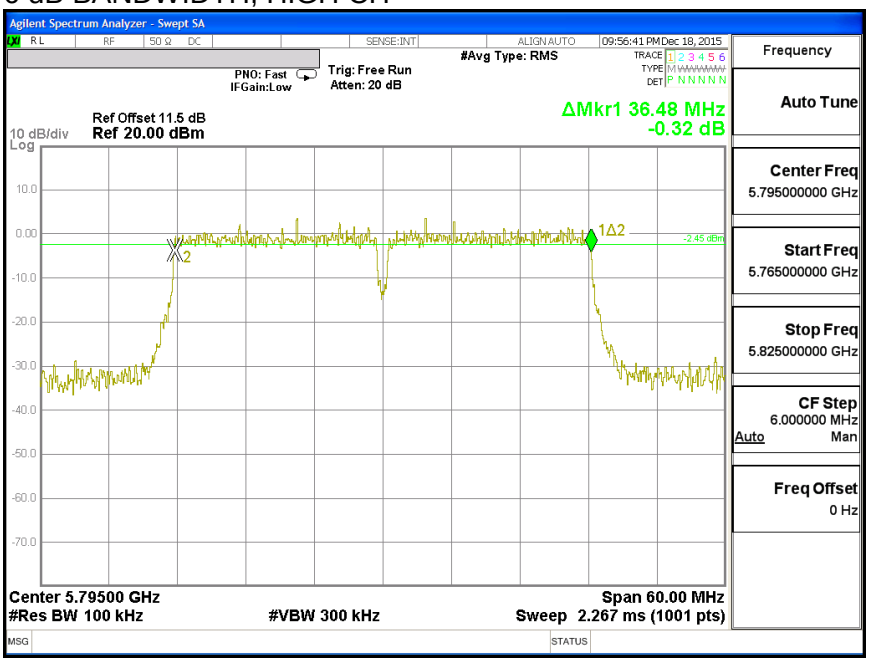

This report shall not be reproduced except in full, without the written approval of UL Verification Services Inc.

8.72.2. 26 dB BANDWIDTH

LIMITS

None, for reporting purposes only.

RESULTS

Channel	Frequency (MHz)	26 dB Bandwidth (MHz)
Low	5755	40.38
High	5795	39.96

UL VERIFICATION SERVICES INC. FORM NO: CCSUP4701J
47173 BENICIA STREET, FREMONT, CA 94538, USA TEL: (510) 771-1000 FAX: (510) 661-0888
This report shall not be reproduced except in full, without the written approval of UL Verification Services Inc.

26 dB BANDWIDTH

26 dB BANDWIDTH, LOW CH

26 dB BANDWIDTH, HIGH CH

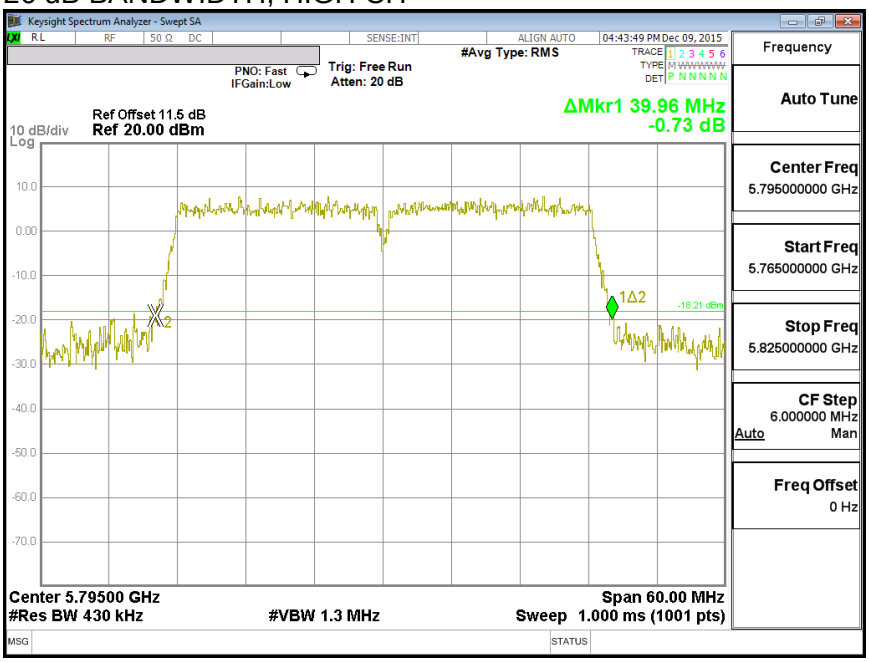

UL VERIFICATION SERVICES INC. FORM NO: CCSUP4701J
47173 BENICIA STREET, FREMONT, CA 94538, USA TEL: (510) 771-1000 FAX: (510) 661-0888
This report shall not be reproduced except in full, without the written approval of UL Verification Services Inc.

8.72.3. 99% BANDWIDTH

LIMITS

None; for reporting purposes only.

RESULTS

Channel	Frequency (MHz)	99% Bandwidth (MHz)
Low	5755	36.234
High	5795	36.091

UL VERIFICATION SERVICES INC. FORM NO: CCSUP4701J
47173 BENICIA STREET, FREMONT, CA 94538, USA TEL: (510) 771-1000 FAX: (510) 661-0888
This report shall not be reproduced except in full, without the written approval of UL Verification Services Inc.

99% BANDWIDTH

99% BANDWIDTH, LOW CH

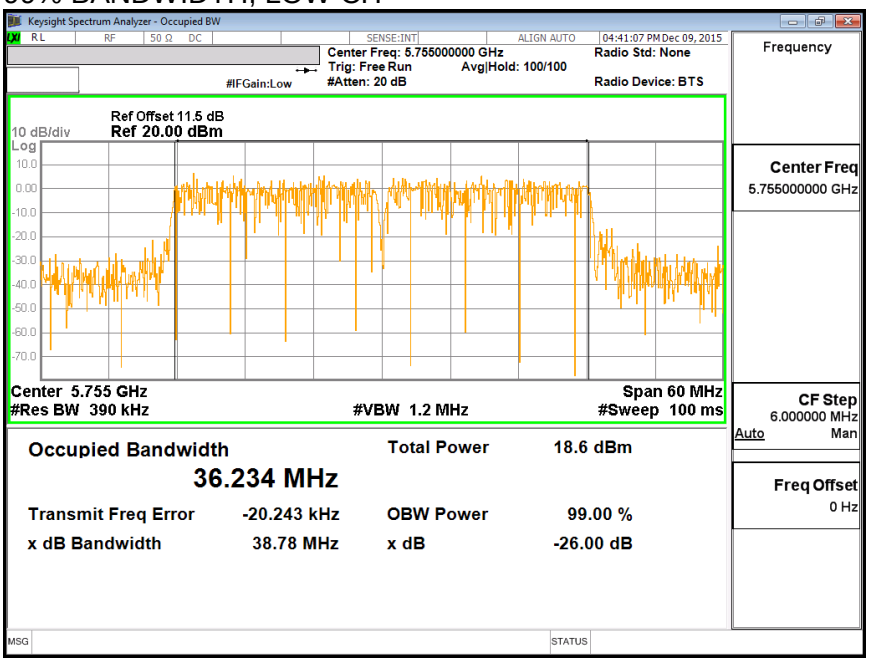

99% BANDWIDTH, HIGH CH

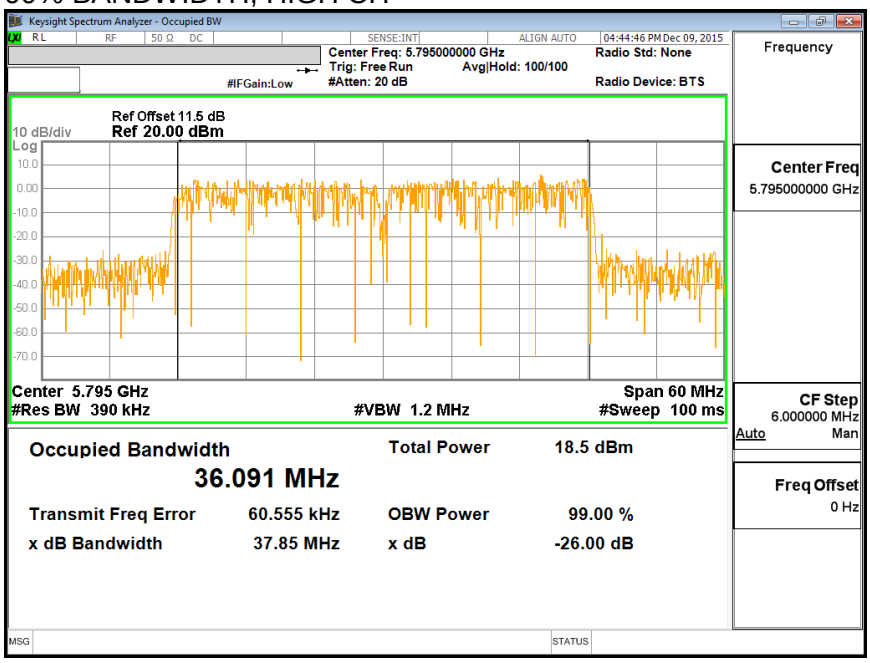

This report shall not be reproduced except in full, without the written approval of UL Verification Services Inc.

8.72.4. AVERAGE POWER

LIMITS

None; for reporting purposes only.

TEST PROCEDURE

Measurements perform using a wideband gated RF power meter.

RESULTS

Channel	Frequency (MHz)	Power (dBm)
Low	5755	12.93
High	5795	16.36

This report shall not be reproduced except in full, without the written approval of UL Verification Services Inc.

8.72.5. OUTPUT POWER

LIMITS

FCC §15.407 (a) (3)

For the band 5.725-5.85 GHz, the maximum conducted output power over the frequency band of operation shall not exceed 1 W. In addition, the maximum power spectral density shall not exceed 30 dBm in any 500-kHz band. If transmitting antennas of directional gain greater than 6 dBi are used, both the maximum conducted output power and the maximum power spectral density shall be reduced by the amount in dB that the directional gain of the antenna exceeds 6 dBi.

TEST PROCEDURE

Measurements perform using a wideband gated RF power meter provided that the gate parameters are adjusted such that the power is measured only when the EUT is transmitting at its maximum power control level. Since the measurement is made only during the ON time of the transmitter, no duty cycle correction factor is required.

DIRECTIONAL ANTENNA GAIN

There is only one transmitter output therefore the directional gain is equal to the antenna gain.

This report shall not be reproduced except in full, without the written approval of UL Verification Services Inc.

RESULTS

Antenna Gain and Limit

Channel	Frequency (MHz)	Directional Gain (dBi)	Power Limit (dBm)
Low	5755	4.16	30.00
High	5795	4.16	30.00

Output Power Results

Channel	Frequency (MHz)	Antenna A Meas Power (dBm)	Total Corr'd Power (dBm)	Power Limit (dBm)	Power Margin (dB)
Low	5755	12.93	12.93	30.00	-17.07
High	5795	16.36	16.36	30.00	-13.64

UL VERIFICATION SERVICES INC. FORM NO: CCSUP4701J
47173 BENICIA STREET, FREMONT, CA 94538, USA TEL: (510) 771-1000 FAX: (510) 661-0888
This report shall not be reproduced except in full, without the written approval of UL Verification Services Inc.

8.72.6. PSD

LIMITS

FCC §15.407 (a) (3)

For the band 5.725-5.85 GHz, the maximum conducted output power over the frequency band of operation shall not exceed 1 W. In addition, the maximum power spectral density shall not exceed 30 dBm in any 500-kHz band. If transmitting antennas of directional gain greater than 6 dBi are used, both the maximum conducted output power and the maximum power spectral density shall be reduced by the amount in dB that the directional gain of the antenna exceeds 6 dBi.

DIRECTIONAL ANTENNA GAIN

There is only one transmitter output therefore the directional gain is equal to the antenna gain.

This report shall not be reproduced except in full, without the written approval of UL Verification Services Inc.

RESULTS

Antenna Gain and Limits

Channel	Frequency (MHz)	Directional Gain (dBi)	PSD Limit (dBm)
Low	5755	4.16	30.00
High	5795	4.16	30.00

Duty Cycle CF (dB)	0.00	**Included in Calculations of Corr'd PSD**

PSD Results

Channel	Frequency (MHz)	Antenna A Meas PSD (dBm)	Total Corr'd PSD (dBm)	PSD Limit (dBm)	PSD Margin (dB)
Low	5755	-1.56	-1.555	30.00	-31.56
High	5795	2.07	2.074	30.00	-27.93

UL VERIFICATION SERVICES INC. FORM NO: CCSUP4701J
47173 BENICIA STREET, FREMONT, CA 94538, USA TEL: (510) 771-1000 FAX: (510) 661-0888
This report shall not be reproduced except in full, without the written approval of UL Verification Services Inc.

PSD,

PSD, LOW CH

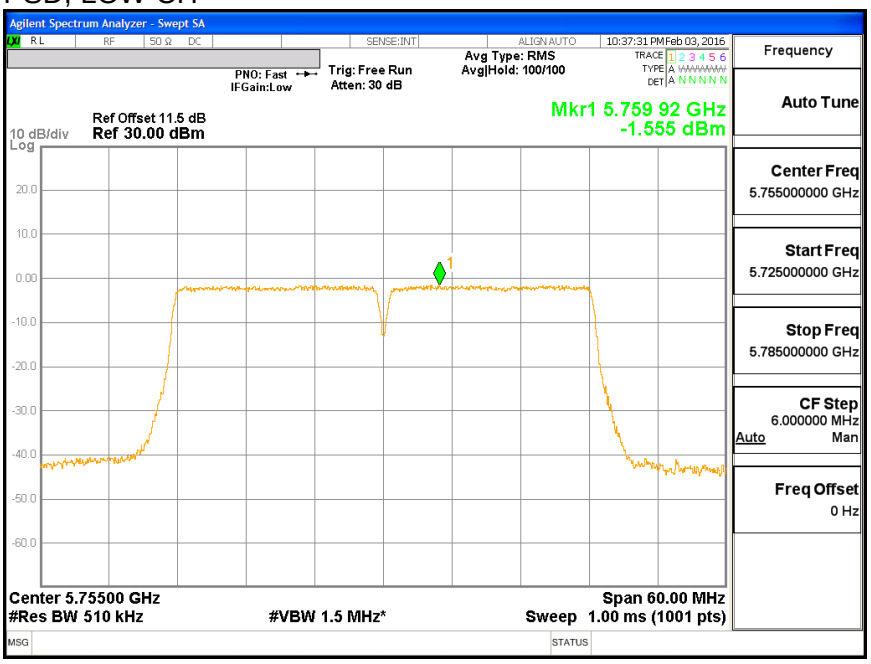

PSD, HIGH CH

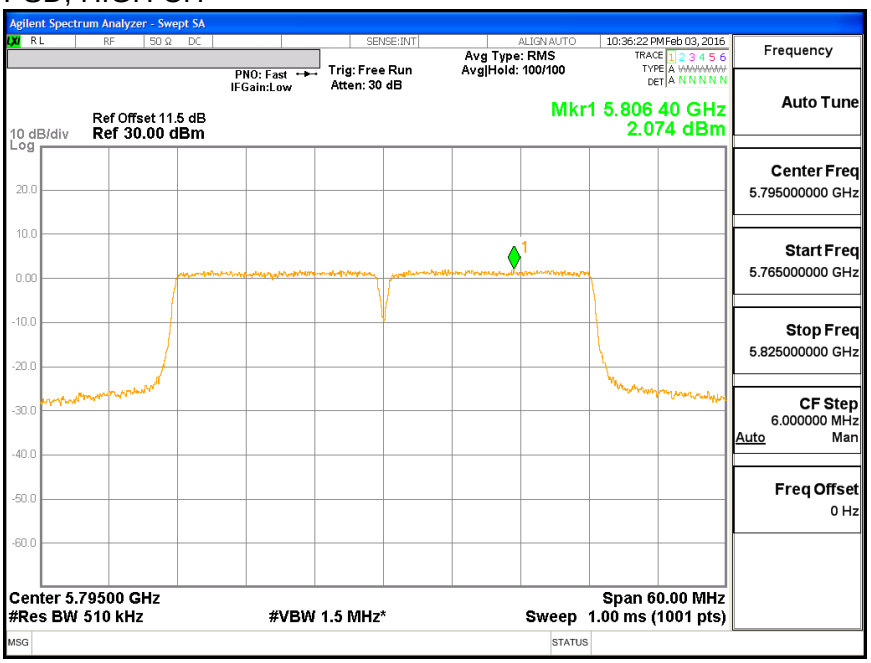

This report shall not be reproduced except in full, without the written approval of UL Verification Services Inc.

8.73. 802.11n HT40 2Tx CDD MODE IN THE 5.8 GHz BAND

8.73.1. 6 dB BANDWIDTH

LIMITS

FCC §15.407 (e)

The minimum 6 dB bandwidth shall be at least 500 kHz.

RESULTS

Channel	Frequency (MHz)	6 dB BW Antenna B (MHz)	6 dB BW Antenna A (MHz)	Minimum Limit (MHz)
Low	5755	36.36	36.48	0.5
High	5795	36.48	36.48	0.5

This report shall not be reproduced except in full, without the written approval of UL Verification Services Inc.

6 dB BANDWIDTH, ANTENNA - B

6 dB BANDWIDTH, LOW CH

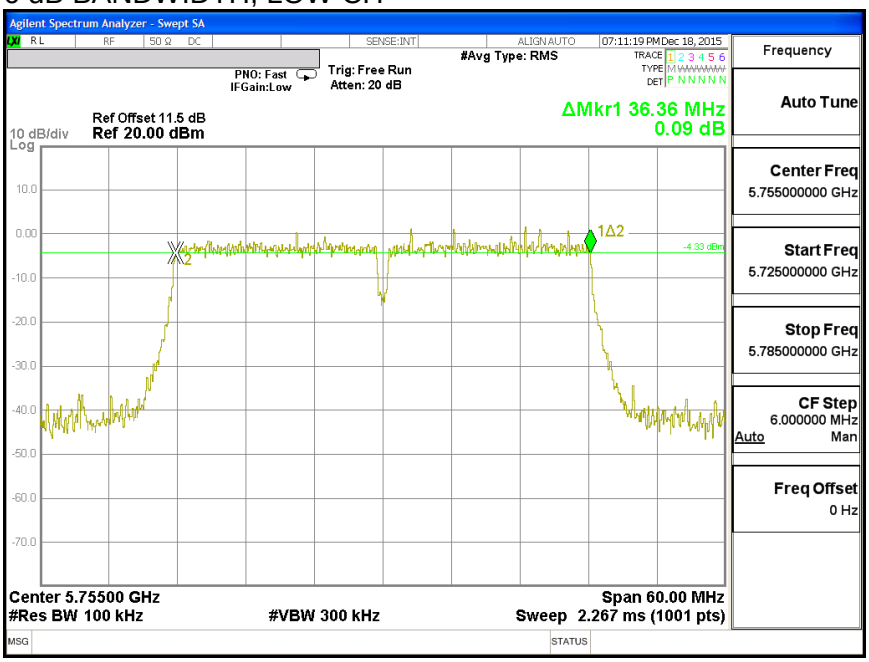

6 dB BANDWIDTH, HIGH CH

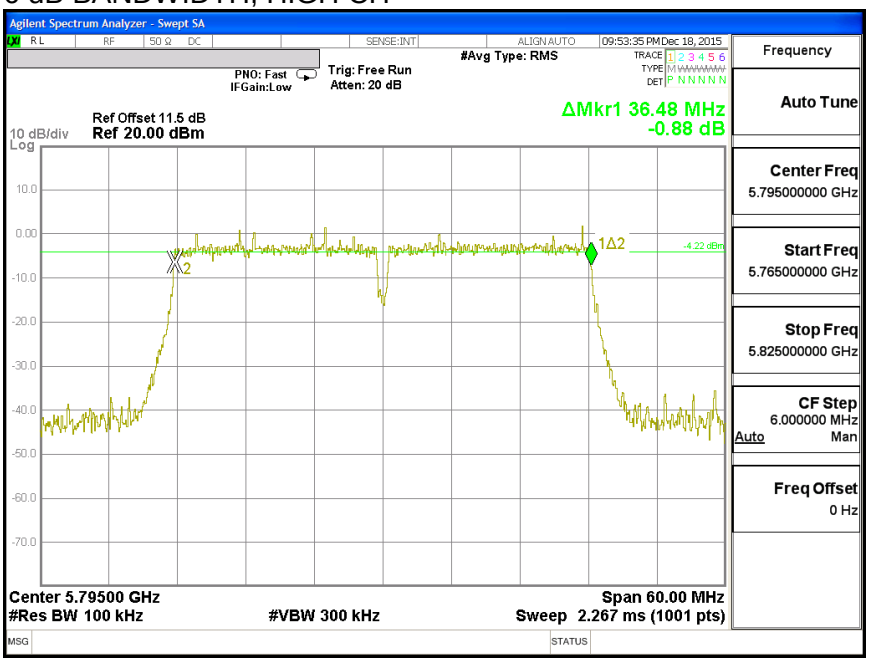

This report shall not be reproduced except in full, without the written approval of UL Verification Services Inc.

6 dB BANDWIDTH, ANTENNA - A

6 dB BANDWIDTH, LOW CH

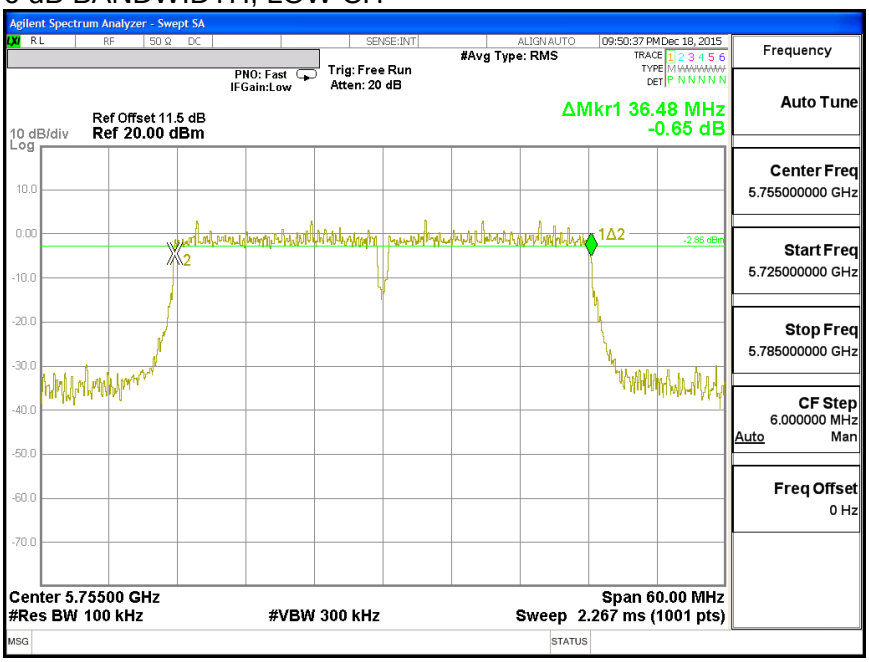

6 dB BANDWIDTH, HIGH CH

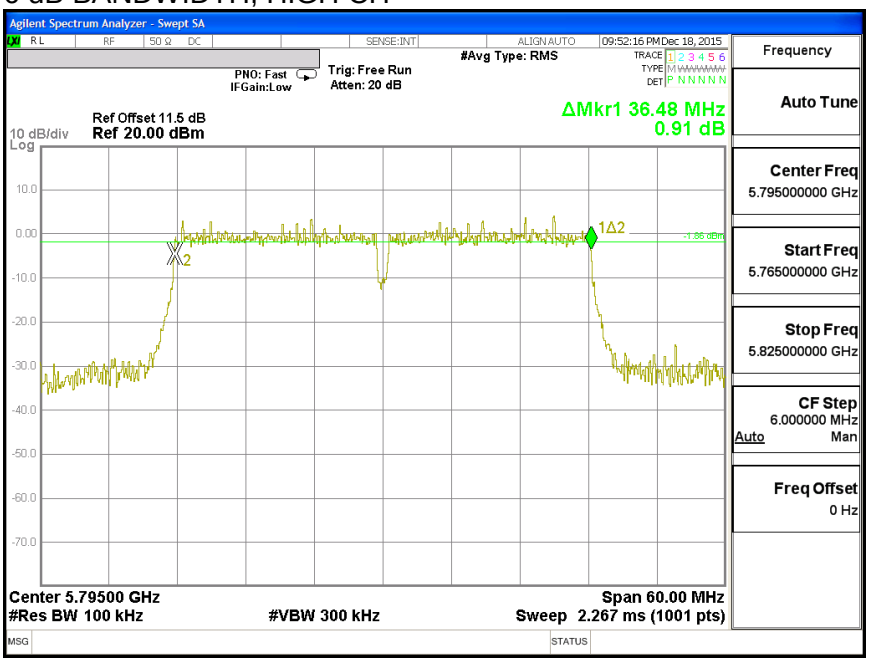

This report shall not be reproduced except in full, without the written approval of UL Verification Services Inc.

8.73.2. 26 dB BANDWIDTH

LIMITS

None, for reporting purposes only.

RESULTS

Channel	Frequency (MHz)	26 dB BW Antenna B (MHz)	26 dB BW Antenna A (MHz)
Low	5755	40.56	39.78
High	5795	40.26	39.72

This report shall not be reproduced except in full, without the written approval of UL Verification Services Inc.

26 dB BANDWIDTH, ANTENNA - B

26 dB BANDWIDTH, LOW CH

26 dB BANDWIDTH, HIGH CH

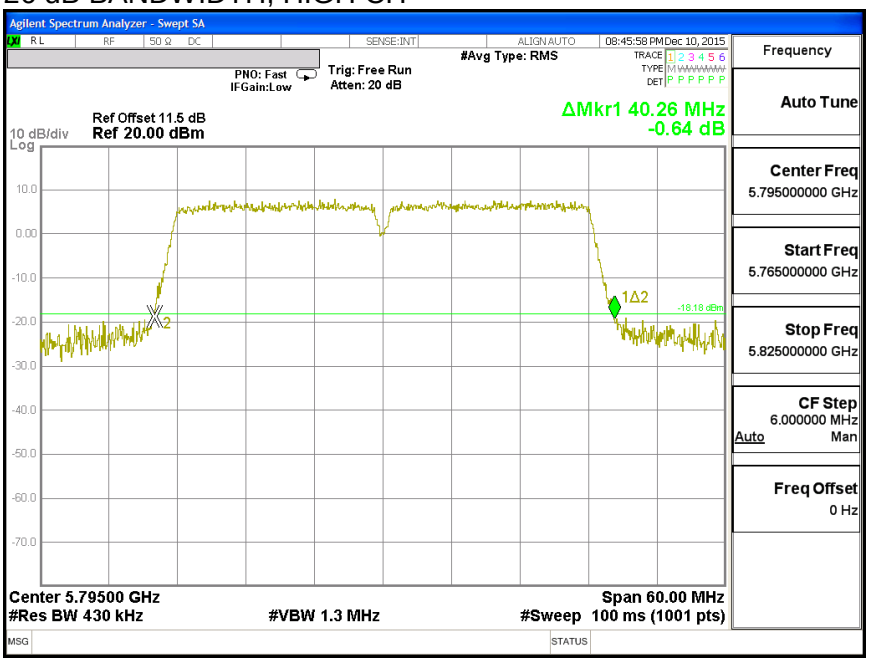

This report shall not be reproduced except in full, without the written approval of UL Verification Services Inc.

26 dB BANDWIDTH, ANTENNA - A

26 dB BANDWIDTH, LOW CH

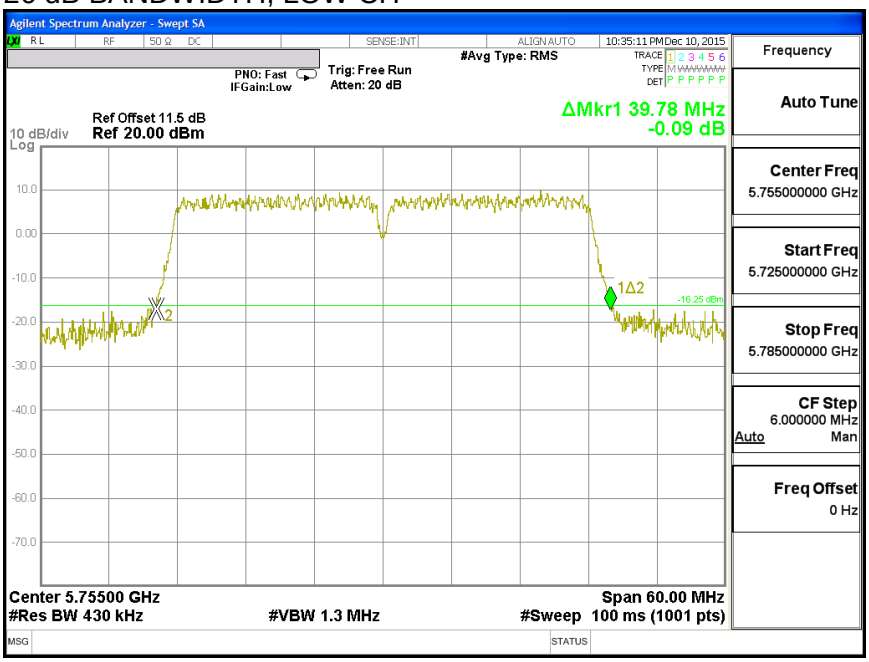

26 dB BANDWIDTH, HIGH CH

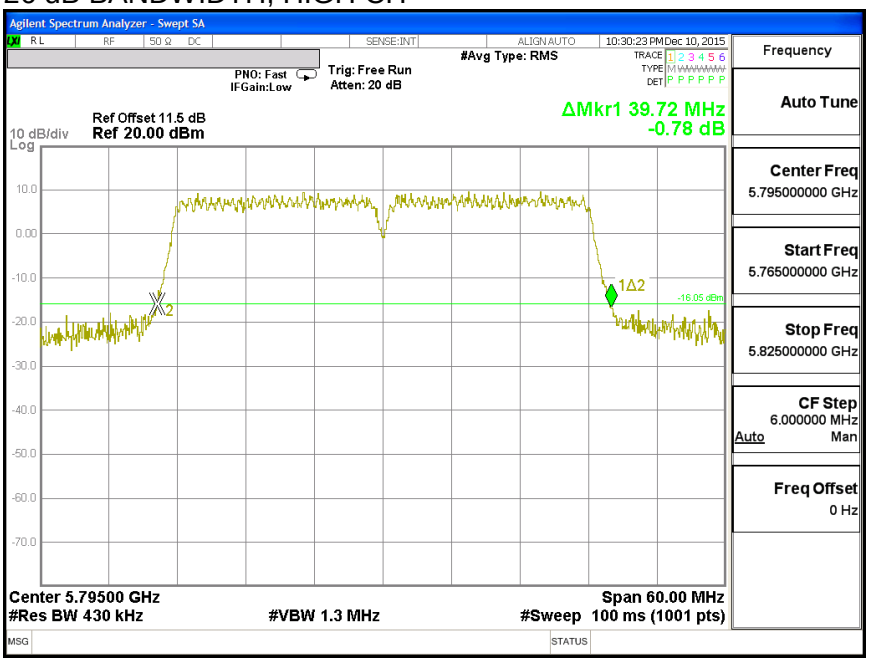

This report shall not be reproduced except in full, without the written approval of UL Verification Services Inc.

8.73.3. 99% BANDWIDTH

LIMITS

None; for reporting purposes only.

RESULTS

Channel	Frequency (MHz)	99% BW Antenna B (MHz)	99% BW Antenna A (MHz)
Low	5755	36.062	36.270
High	5795	36.348	36.303

This report shall not be reproduced except in full, without the written approval of UL Verification Services Inc.

99% BANDWIDTH, ANTENNA - B

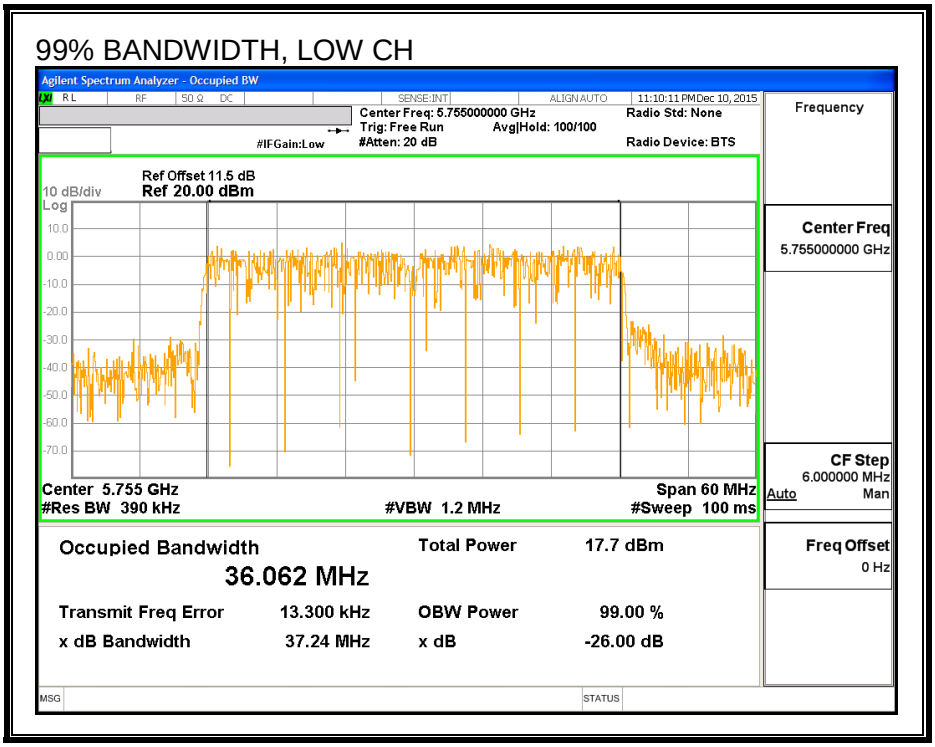

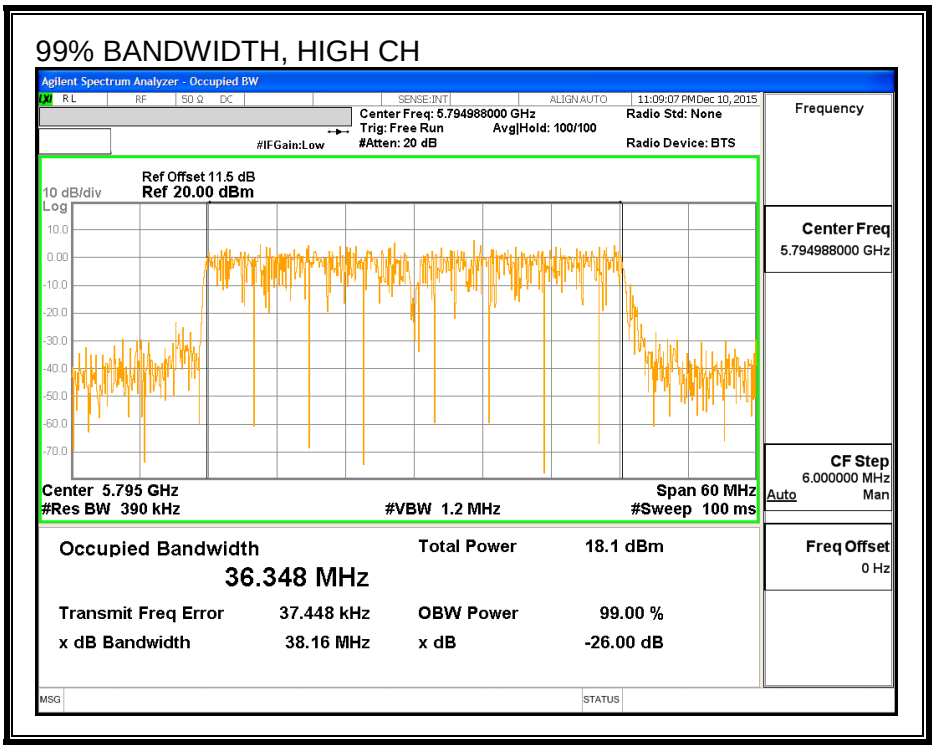

This report shall not be reproduced except in full, without the written approval of UL Verification Services Inc.

99% BANDWIDTH, ANTENNA - A

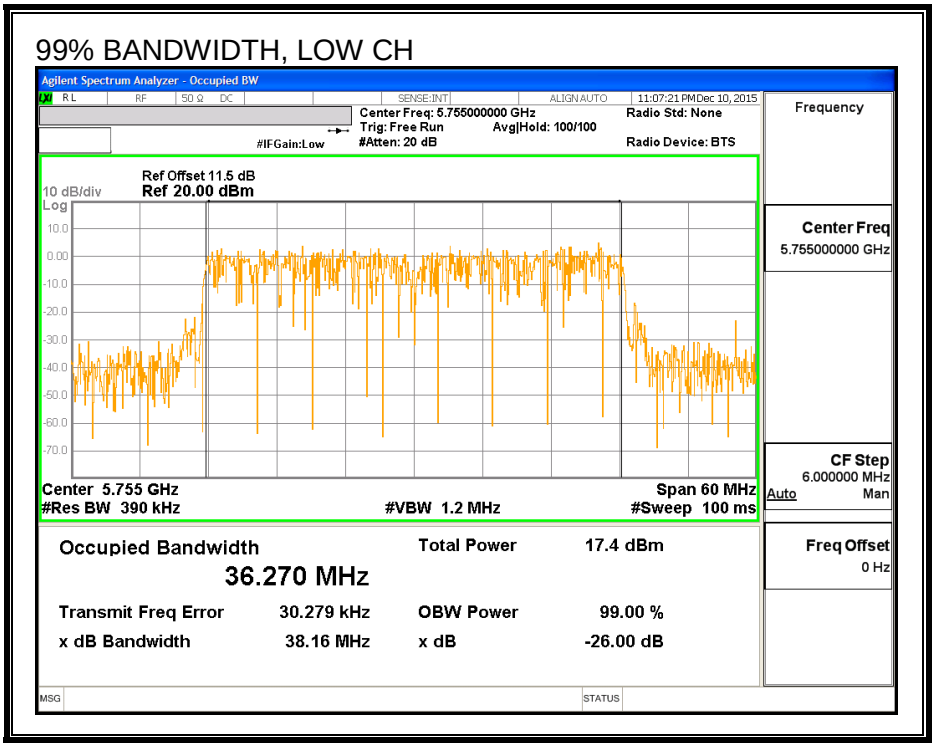

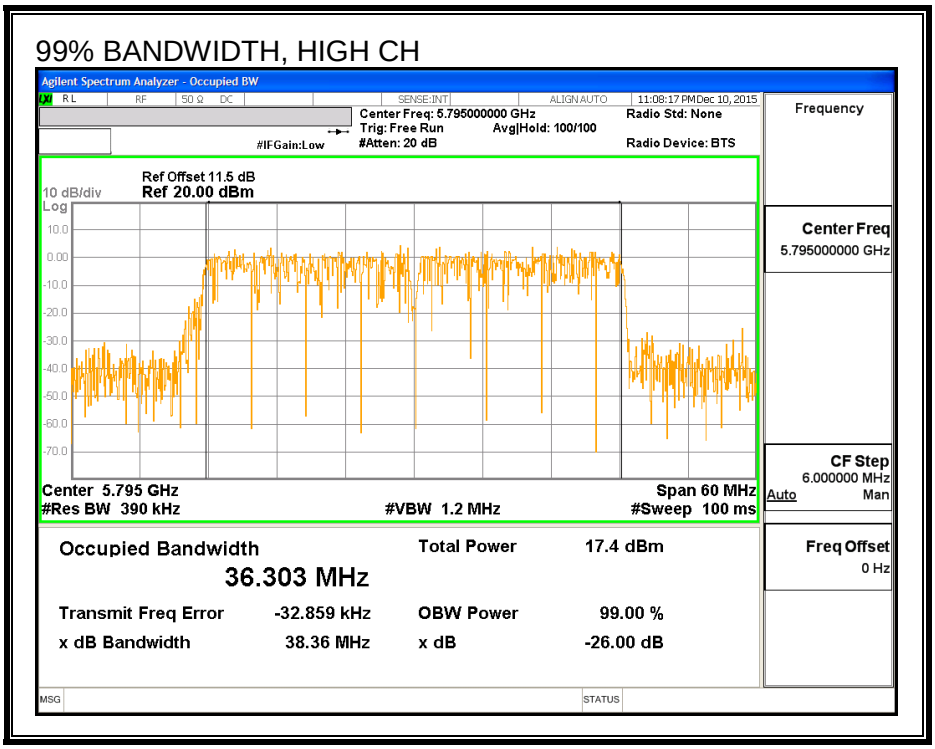

This report shall not be reproduced except in full, without the written approval of UL Verification Services Inc.

8.73.4. AVERAGE POWER

LIMITS

None; for reporting purposes only.

TEST PROCEDURE

Measurements perform using a wideband gated RF power meter.

RESULTS

Channel	Frequency (MHz)	Antenna B Power (dBm)	Antenna A Power (dBm)	Total Power (dBm)
Low	5755	11.93	11.94	14.95
High	5795	15.37	15.42	18.41

This report shall not be reproduced except in full, without the written approval of UL Verification Services Inc.

8.73.5. OUTPUT POWER

LIMITS

FCC §15.407 (a) (3)

For the band 5.725-5.85 GHz, the maximum conducted output power over the frequency band of operation shall not exceed 1 W. In addition, the maximum power spectral density shall not exceed 30 dBm in any 500-kHz band. If transmitting antennas of directional gain greater than 6 dBi are used, both the maximum conducted output power and the maximum power spectral density shall be reduced by the amount in dB that the directional gain of the antenna exceeds 6 dBi.

TEST PROCEDURE

Measurements perform using a wideband gated RF power meter provided that the gate parameters are adjusted such that the power is measured only when the EUT is transmitting at its maximum power control level. Since the measurement is made only during the ON time of the transmitter, no duty cycle correction factor is required.

DIRECTIONAL ANTENNA GAIN

The TX chains are uncorrelated and the antenna gain is unequal among the chains. The directional gain is:

Antenna B Gain (dBi)	Antenna A Gain (dBi)	Uncorrelated Chains Directional Gain (dBi)
2.42	4.16	3.38

This report shall not be reproduced except in full, without the written approval of UL Verification Services Inc.

RESULTS

Antenna Gain and Limit

Channel	Frequency (MHz)	Directional Gain (dBi)	Power Limit (dBm)
Low	5755	3.38	30.00
High	5795	3.38	30.00

Output Power Results

Channel	Frequency (MHz)	Antenna B Meas Power (dBm)	Antenna A Meas Power (dBm)	Total Corr'd Power (dBm)	Power Limit (dBm)	Power Margin (dB)
Low	5755	11.93	11.94	14.95	30.00	-15.05
High	5795	15.37	15.42	18.41	30.00	-11.59

This report shall not be reproduced except in full, without the written approval of UL Verification Services Inc.

8.73.6. PSD

LIMITS

FCC §15.407 (a) (3)

For the band 5.725-5.85 GHz, the maximum conducted output power over the frequency band of operation shall not exceed 1 W. In addition, the maximum power spectral density shall not exceed 30 dBm in any 500-kHz band. If transmitting antennas of directional gain greater than 6 dBi are used, both the maximum conducted output power and the maximum power spectral density shall be reduced by the amount in dB that the directional gain of the antenna exceeds 6 dBi.

DIRECTIONAL ANTENNA GAIN

The TX chains are correlated and the antenna gain is unequal among the chains. The directional gain is:

Antenna B Gain (dBi)	Antenna A Gain (dBi)	Correlated Chains Directional Gain (dBi)
2.42	4.16	6.34

This report shall not be reproduced except in full, without the written approval of UL Verification Services Inc.

RESULTS

Antenna Gain and Limit

Channel	Frequency (MHz)	Directional Gain (dBi)	PSD Limit (dBm)
Low	5755	6.34	29.66
High	5795	6.34	29.66

Duty Cycle CF (dB)	0.00	**Included in Calculations of Corr'd PSD**

PSD Results

Channel	Frequency (MHz)	Antenna B Meas PSD (dBm)	Antenna A Meas PSD (dBm)	Total Corr'd PSD (dBm)	PSD Limit (dBm)	PSD Margin (dB)
Low	5755	-2.69	-2.47	0.44	29.66	-29.22
High	5795	1.12	1.03	4.08	29.66	-25.58

This report shall not be reproduced except in full, without the written approval of UL Verification Services Inc.

PSD, ANTENNA - B

PSD, LOW CH

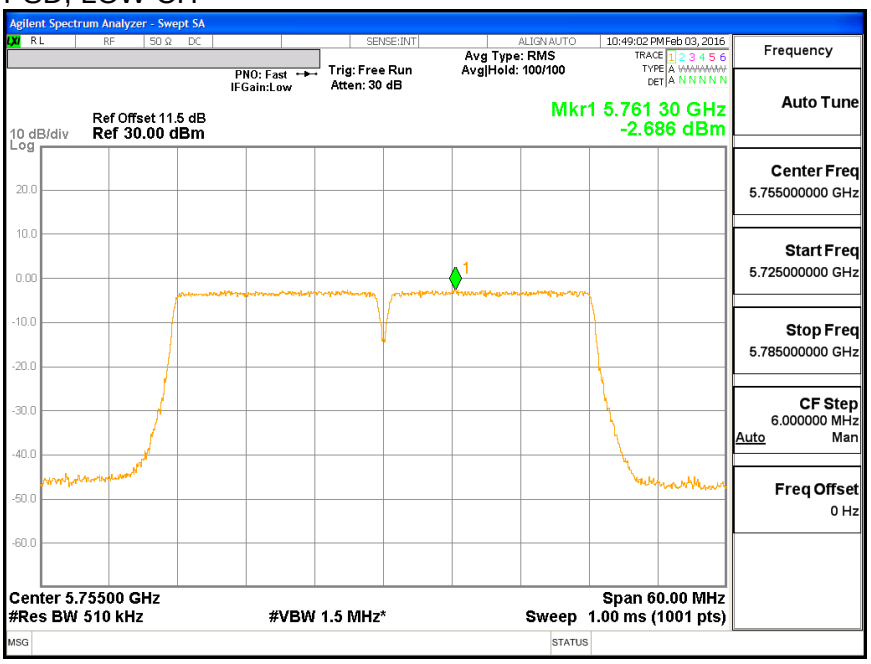

PSD, HIGH CH

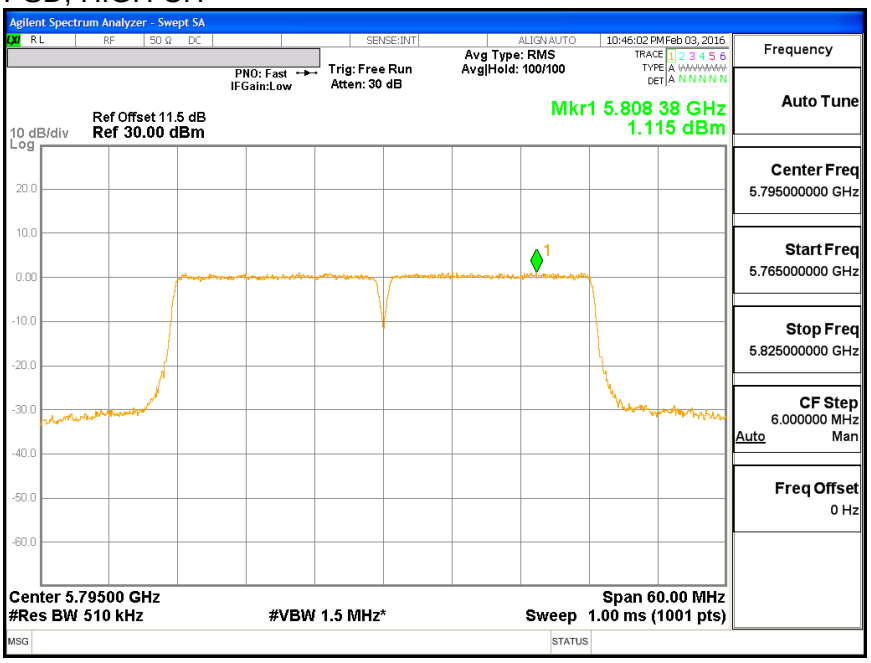

UL VERIFICATION SERVICES INC. FORM NO: CCSUP4701J
47173 BENICIA STREET, FREMONT, CA 94538, USA TEL: (510) 771-1000 FAX: (510) 661-0888
This report shall not be reproduced except in full, without the written approval of UL Verification Services Inc.

PSD, ANTENNA - A

PSD, LOW CH

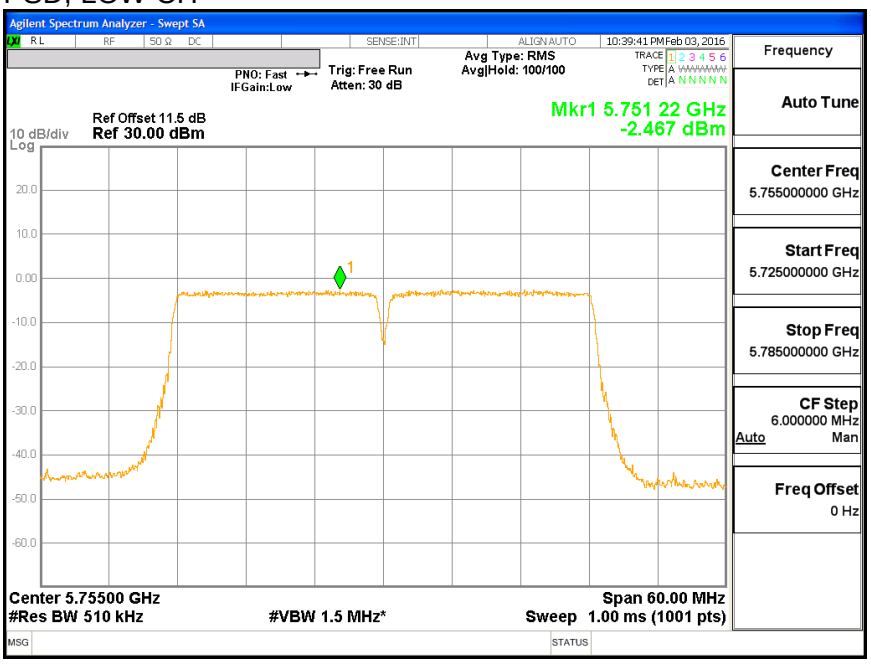

PSD, HIGH CH

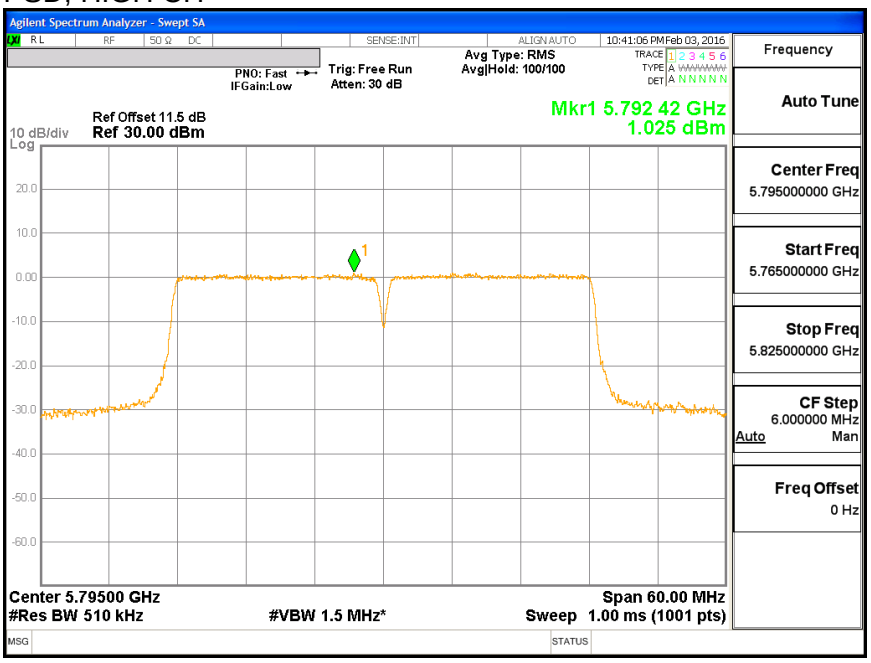

This report shall not be reproduced except in full, without the written approval of UL Verification Services Inc.