RESTRICTED BANDEDGE (LOW CHANNEL, CH 2)

LOW CHANNEL RESTRICTED, HORIZONTAL

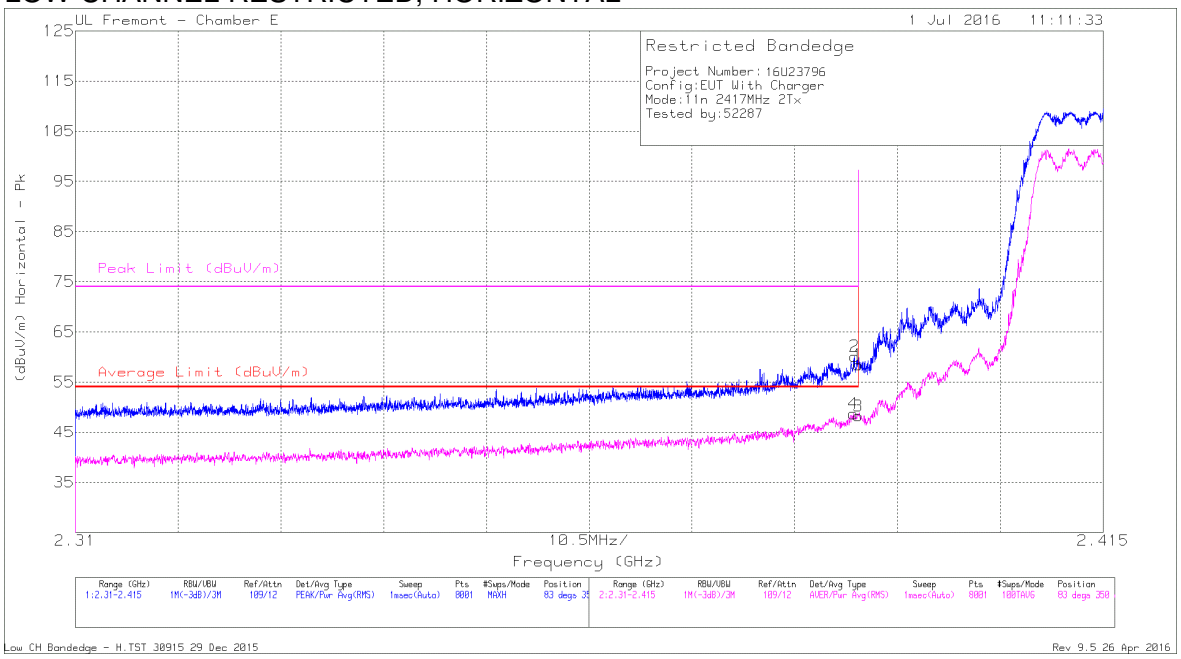

DATA

Marker	Frequency (GHz)	Meter Reading (dBuV)	Det	AF T711 (dB/m)	Amp/Cbl/Fltr/Pad (dB)	Corrected Reading (dBuV/m)	Average Limit (dBuV/m)	Margin (dB)	Peak Limit (dBuV/m)	PK Margin (dB)	Azimuth (Degs)	Height (cm)	Polarity
1	* 2.39	46.24	Pk	32.1	-19.9	58.44	-	-	74	-15.56	83	350	H
2	* 2.39	47.93	Pk	32.1	-19.9	60.13	-	-	74	-13.87	83	350	H
3	* 2.39	36.03	RMS	32.1	-19.9	48.23	54	-5.77	-	-	83	350	H
4	* 2.389	36.49	RMS	32.1	-19.9	48.69	54	-5.31	-	-	83	350	H

* - indicates frequency in CFR47 Pt 15 / IC RSS-Restricted Band
Pk - Peak detector
RMS - RMS detection

This report shall not be reproduced except in full, without the written approval of UL Verification Services Inc.

LOW CHANNEL RESTRICTED, VERTICAL

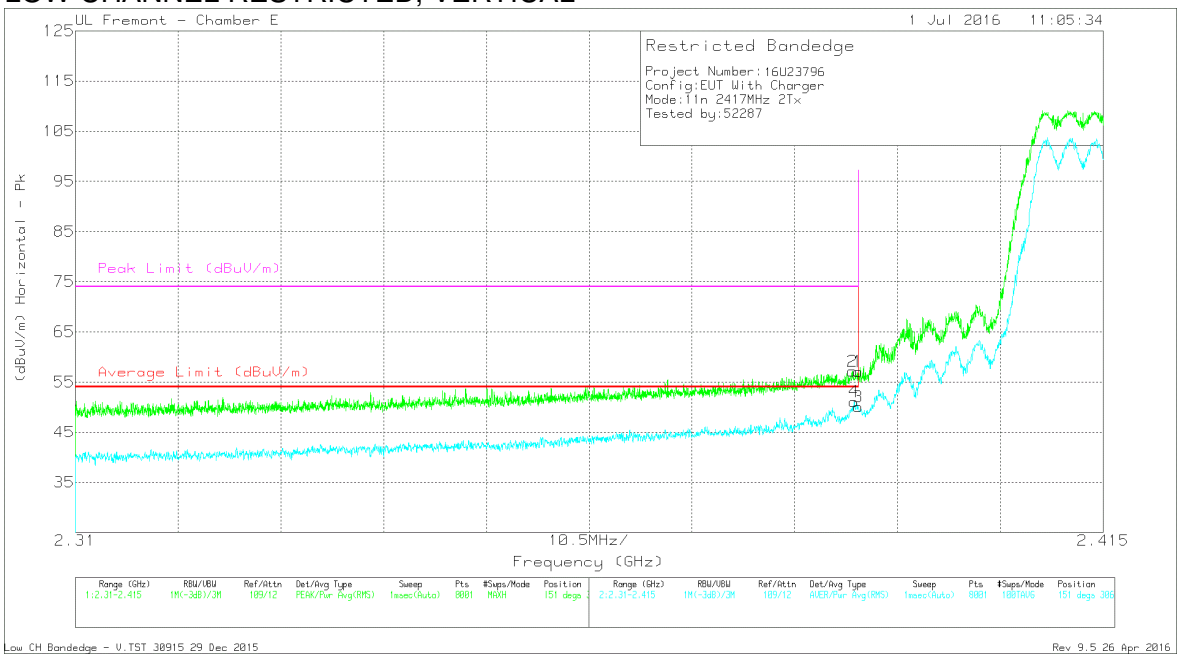

DATA

Marker	Frequency (GHz)	Meter Reading (dBuV)	Det	AF T711 (dB/m)	Amp/Cbl/Fltr/Pad (dB)	Corrected Reading (dBuV/m)	Average Limit (dBuV/m)	Margin (dB)	Peak Limit (dBuV/m)	PK Margin (dB)	Azimuth (Degs)	Height (cm)	Polarity
1	* 2.39	44.89	Pk	32.1	-19.9	57.09	-	-	74	-16.91	151	306	V
2	* 2.389	44.94	Pk	32.1	-19.9	57.14	-	-	74	-16.86	151	306	V
3	* 2.39	37.85	RMS	32.1	-19.9	50.05	54	-3.95	-	-	151	306	V
4	* 2.39	38.91	RMS	32.1	-19.9	51.11	54	-2.89	-	-	151	306	V

* - indicates frequency in CFR47 Pt 15 / IC RSS-Restricted Band
Pk - Peak detector
RMS - RMS detection

This report shall not be reproduced except in full, without the written approval of UL Verification Services Inc.

RESTRICTED BANDEDGE (LOW CHANNEL, CH 3)

LOW CHANNEL RESTRICTED, HORIZONTAL

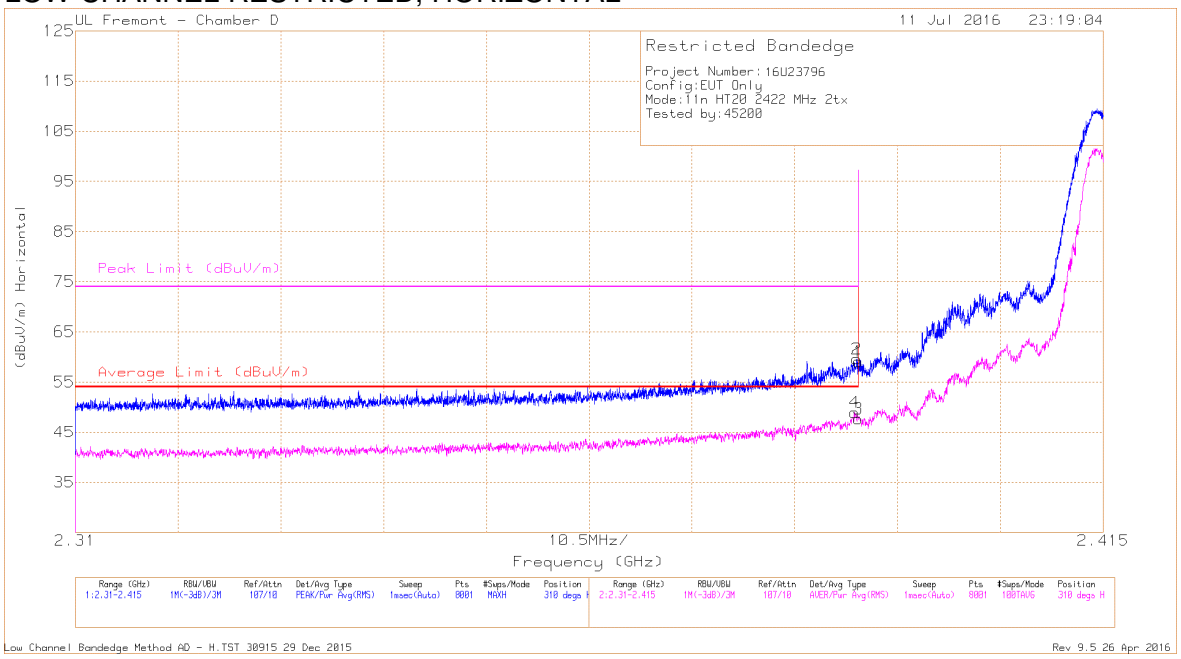

DATA

Marker	Frequency (GHz)	Meter Reading (dBuV)	Det	AF T712 (dB/m)	Amp/Cbl/Fltr/Pad (dB)	Corrected Reading (dBuV/m)	Average Limit (dBuV/m)	Margin (dB)	Peak Limit (dBuV/m)	PK Margin (dB)	Azimuth (Degs)	Height (cm)	Polarity
1	* 2.39	47.58	Pk	32.1	-20.6	59.08	-	-	74	-14.92	310	367	H
2	* 2.39	48.11	Pk	32.1	-20.6	59.61	-	-	74	-14.39	310	367	H
3	* 2.39	36.19	RMS	32.1	-20.6	47.69	54	-6.31	-	-	310	367	H
4	* 2.39	37.44	RMS	32.1	-20.6	48.94	54	-5.06	-	-	310	367	H

* - indicates frequency in CFR47 Pt 15 / IC RSS-Restricted Band
Pk - Peak detector
RMS - RMS detection

This report shall not be reproduced except in full, without the written approval of UL Verification Services Inc.

LOW CHANNEL RESTRICTED, VERTICAL

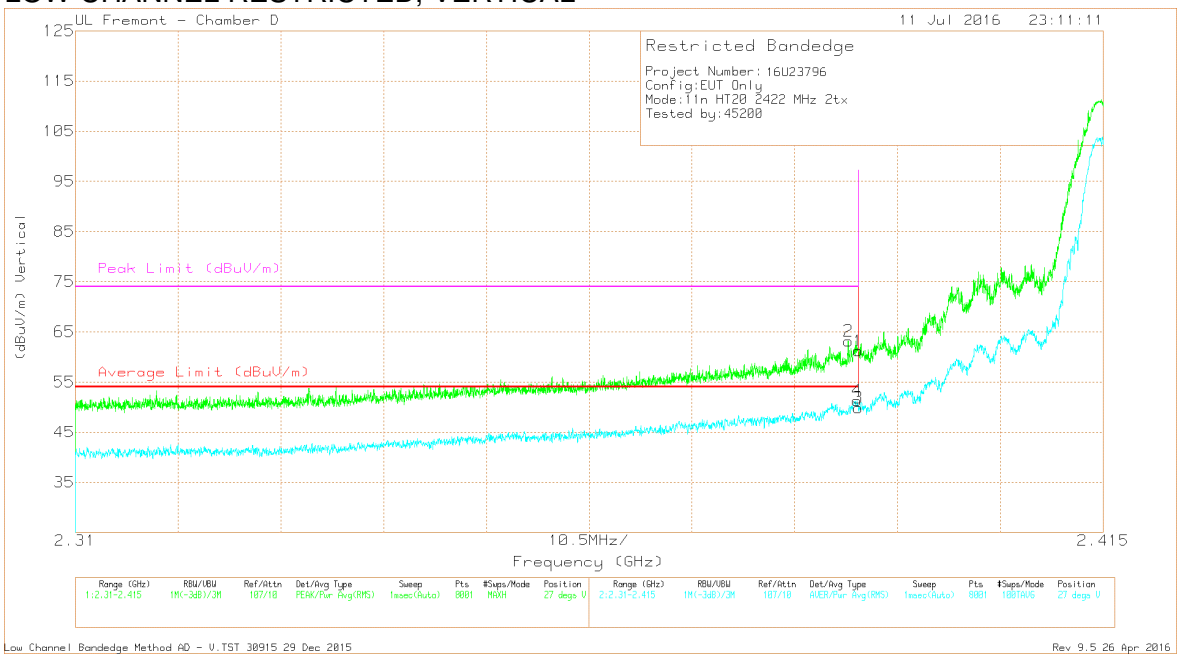

DATA

Marker	Frequency (GHz)	Meter Reading (dBuV)	Det	AF T712 (dB/m)	Amp/Cbl/Fltr/Pad (dB)	Corrected Reading (dBuV/m)	Average Limit (dBuV/m)	Margin (dB)	Peak Limit (dBuV/m)	PK Margin (dB)	Azimuth (Degs)	Height (cm)	Polarity
2	* 2.389	51.68	Pk	32.1	-20.6	63.18	-	-	74	-10.82	27	364	V
1	* 2.39	49.67	Pk	32.1	-20.6	61.17	-	-	74	-12.83	27	364	V
3	* 2.39	38.38	RMS	32.1	-20.6	49.88	54	-4.12	-	-	27	364	V
4	* 2.39	39.82	RMS	32.1	-20.6	51.32	54	-2.68	-	-	27	364	V

* - indicates frequency in CFR47 Pt 15 / IC RSS-Restricted Band
Pk - Peak detector
RMS - RMS detection

This report shall not be reproduced except in full, without the written approval of UL Verification Services Inc.

RESTRICTED BANDEDGE (HIGH CHANNEL, CH 9)

HIGH CHANNEL BANDEDGE, HORIZONTAL

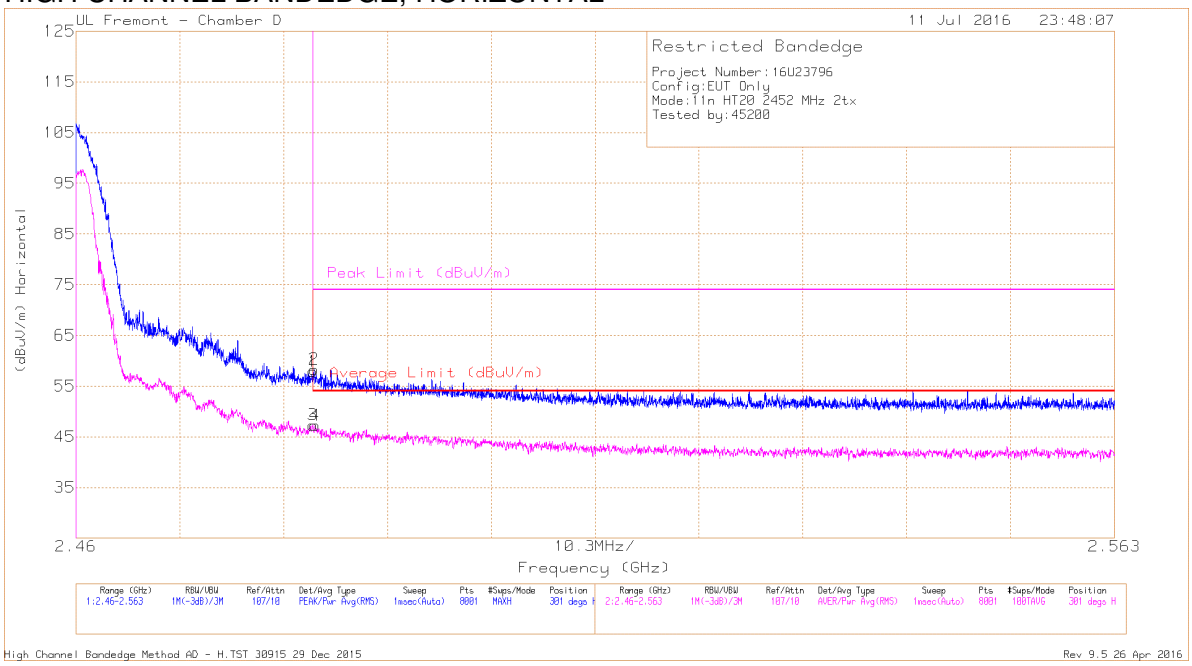

DATA

Marker	Frequency (GHz)	Meter Reading (dBuV)	Det	AF T712 (dB/m)	Amp/Cbl/Fltr/Pad (dB)	Corrected Reading (dBuV/m)	Average Limit (dBuV/m)	Margin (dB)	Peak Limit (dBuV/m)	PK Margin (dB)	Azimuth (Degs)	Height (cm)	Polarity
1	* 2.484	46.07	Pk	32.3	-20.5	57.87	-	-	74	-16.13	301	387	H
2	* 2.484	46.5	Pk	32.3	-20.5	58.3	-	-	74	-15.7	301	387	H
3	* 2.484	35.53	RMS	32.3	-20.5	47.33	54	-6.67	-	-	301	387	H
4	* 2.484	35.48	RMS	32.3	-20.5	47.28	54	-6.72	-	-	301	387	H

* - indicates frequency in CFR47 Pt 15 / IC RSS-Restricted Band
Pk - Peak detector
RMS - RMS detection

This report shall not be reproduced except in full, without the written approval of UL Verification Services Inc.

HIGH CHANNEL BANDEDGE, VERTICAL

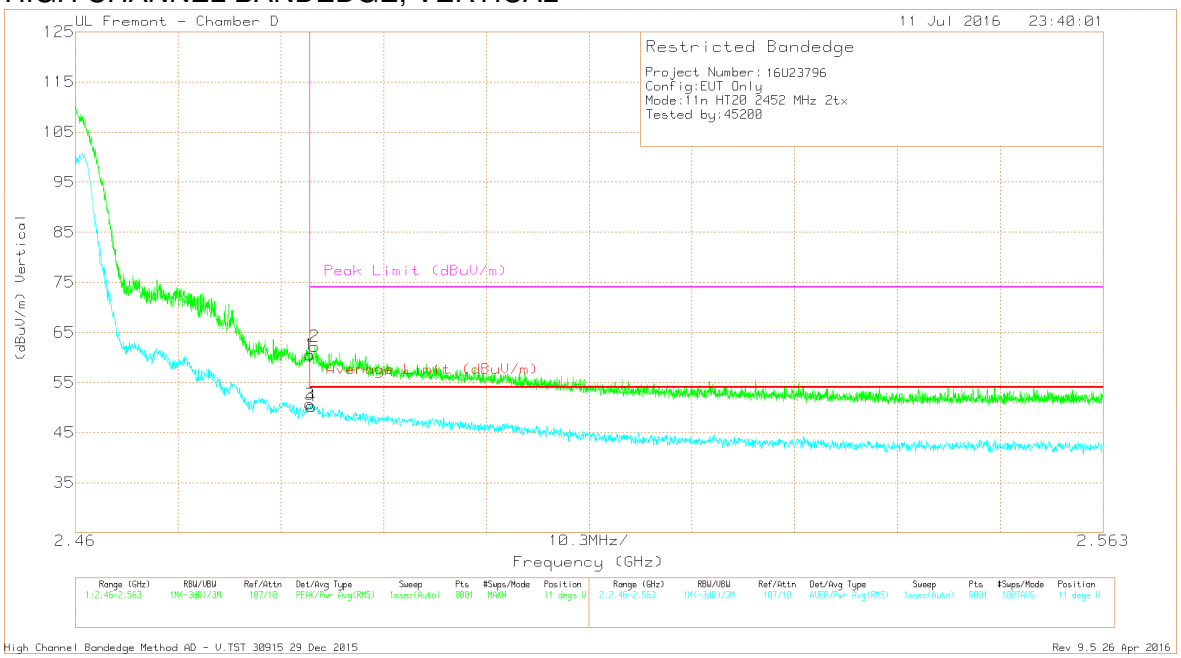

DATA

Marker	Frequency (GHz)	Meter Reading (dBuV)	Det	AF T712 (dB/m)	Amp/Cbl/Fltr/Pad (dB)	Corrected Reading (dBuV/m)	Average Limit (dBuV/m)	Margin (dB)	Peak Limit (dBuV/m)	PK Margin (dB)	Azimuth (Degs)	Height (cm)	Polarity
1	* 2.484	48.75	Pk	32.3	-20.5	60.55	-	-	74	-13.45	11	383	V
2	* 2.484	50.41	Pk	32.3	-20.5	62.21	-	-	74	-11.79	11	383	V
3	* 2.484	38.86	RMS	32.3	-20.5	50.66	54	-3.34	-	-	11	383	V
4	* 2.484	38.47	RMS	32.3	-20.5	50.27	54	-3.73	-	-	11	383	V

* - indicates frequency in CFR47 Pt 15 / IC RSS-Restricted Band
Pk - Peak detector
RMS - RMS detection

This report shall not be reproduced except in full, without the written approval of UL Verification Services Inc.

RESTRICTED BANDEDGE (HIGH CHANNEL, CH 10)

HIGH CHANNEL BANDEDGE, HORIZONTAL

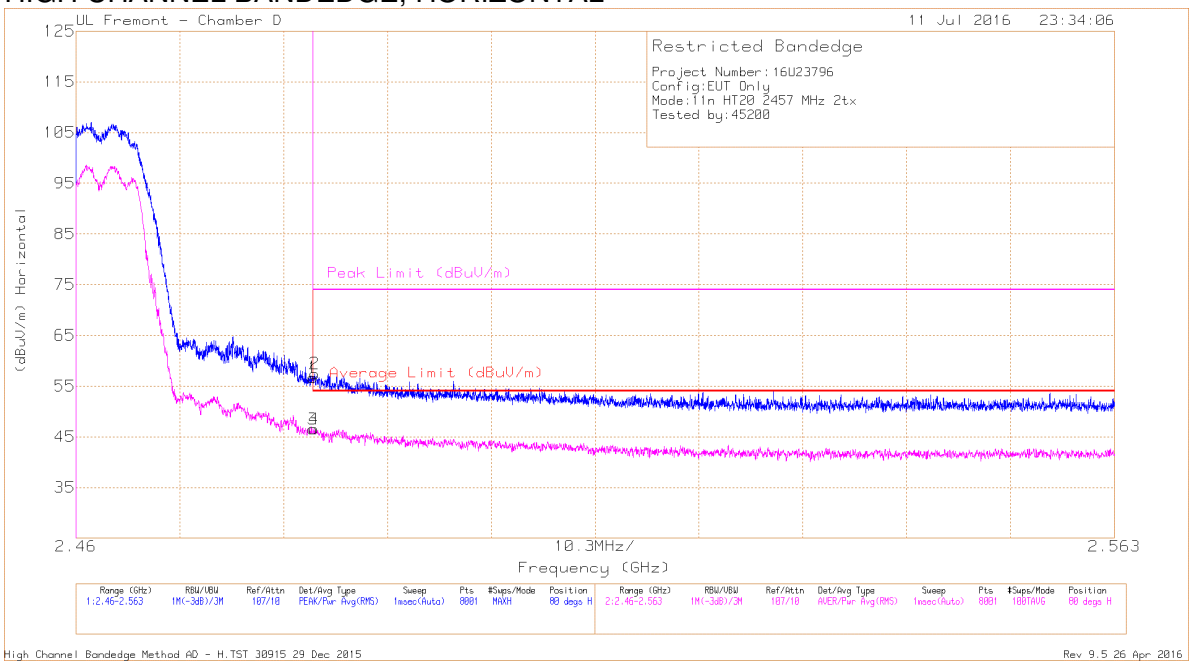

DATA

Marker	Frequency (GHz)	Meter Reading (dBuV)	Det	AF T712 (dB/m)	Amp/Cbl/Fltr/Pad (dB)	Corrected Reading (dBuV/m)	Average Limit (dBuV/m)	Margin (dB)	Peak Limit (dBuV/m)	PK Margin (dB)	Azimuth (Degs)	Height (cm)	Polarity
1	* 2.484	44.9	Pk	32.3	-20.5	56.7	-	-	74	-17.3	80	386	H
2	* 2.484	45.65	Pk	32.3	-20.5	57.45	-	-	74	-16.55	80	386	H
3	* 2.484	34.74	RMS	32.3	-20.5	46.54	54	-7.46	-	-	80	386	H
4	* 2.484	34.73	RMS	32.3	-20.5	46.53	54	-7.47	-	-	80	386	H

* - indicates frequency in CFR47 Pt 15 / IC RSS-Restricted Band
Pk - Peak detector
RMS - RMS detection

This report shall not be reproduced except in full, without the written approval of UL Verification Services Inc.

HIGH CHANNEL BANDEDGE, VERTICAL

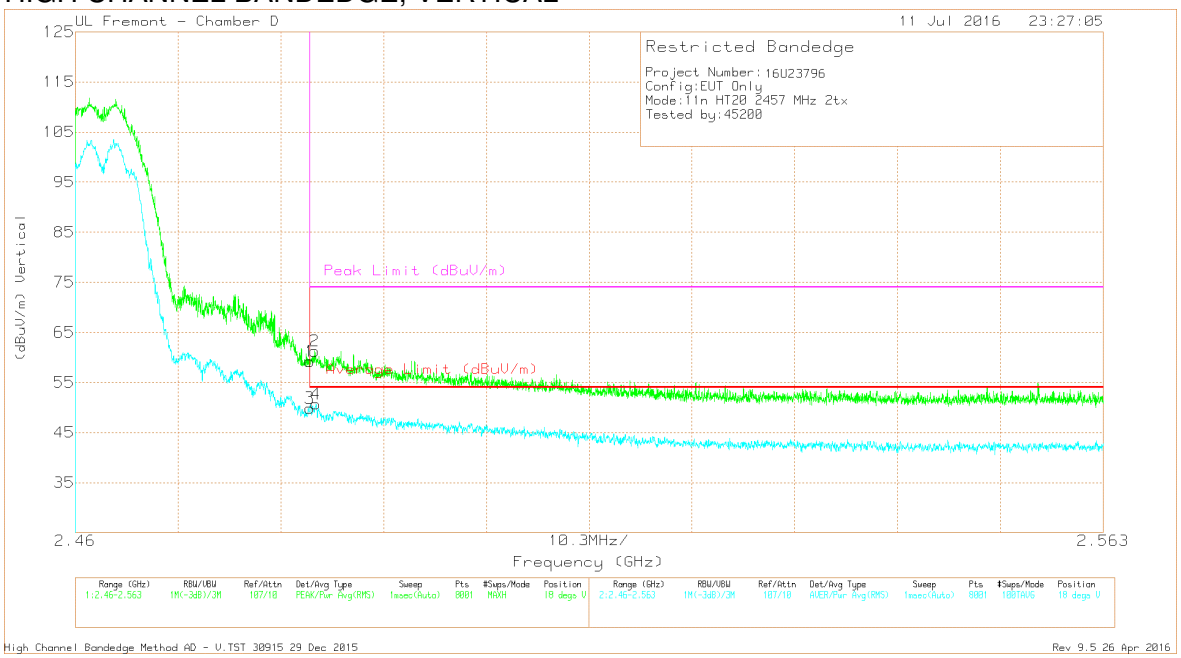

DATA

Marker	Frequency (GHz)	Meter Reading (dBuV)	Det	AF T712 (dB/m)	Amp/Cbl/Fltr/Pad (dB)	Corrected Reading (dBuV/m)	Average Limit (dBuV/m)	Margin (dB)	Peak Limit (dBuV/m)	PK Margin (dB)	Azimuth (Degs)	Height (cm)	Polarity
1	* 2.484	47.39	Pk	32.3	-20.5	59.19	-	-	74	-14.81	18	384	V
2	* 2.484	49.47	Pk	32.3	-20.5	61.27	-	-	74	-12.73	18	384	V
3	* 2.484	38.07	RMS	32.3	-20.5	49.87	54	-4.13	-	-	18	384	V
4	* 2.484	38.87	RMS	32.3	-20.5	50.67	54	-3.33	-	-	18	384	V

* - indicates frequency in CFR47 Pt 15 / IC RSS-Restricted Band
Pk - Peak detector
RMS - RMS detection

This report shall not be reproduced except in full, without the written approval of UL Verification Services Inc.

RESTRICTED BANDEDGE (HIGH CHANNEL, CH 11)

HIGH CHANNEL BANDEDGE, HORIZONTAL

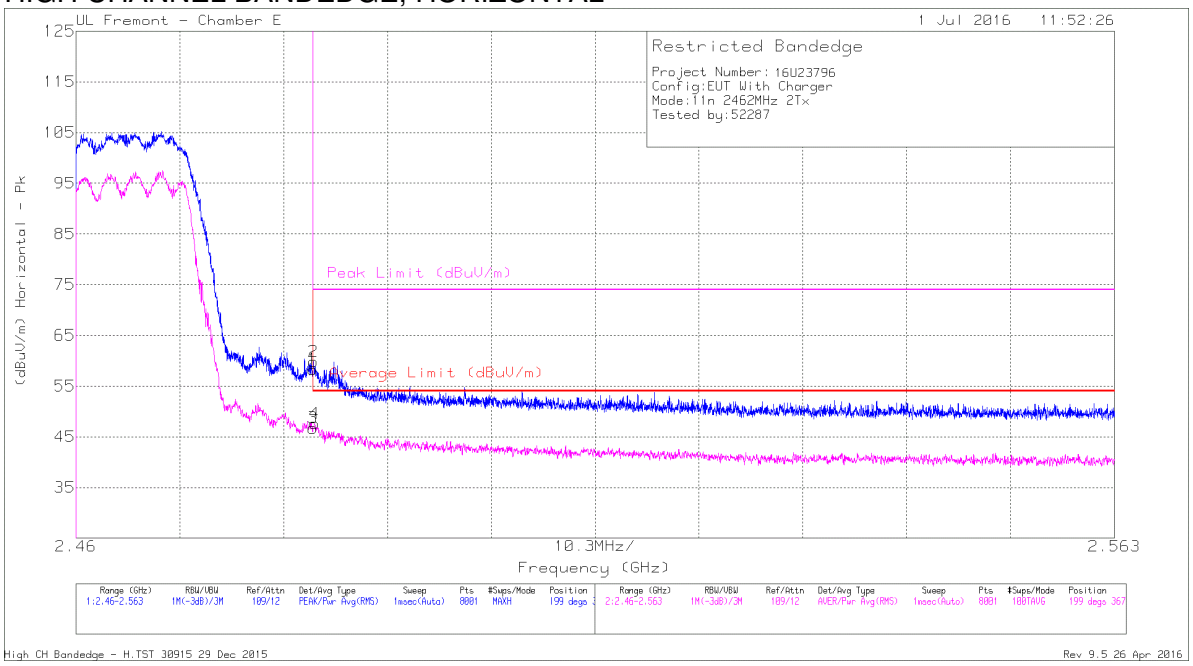

DATA

Marker	Frequency (GHz)	Meter Reading (dBuV)	Det	AF T711 (dB/m)	Amp/Cbl/Fltr/Pad (dB)	Corrected Reading (dBuV/m)	Average Limit (dBuV/m)	Margin (dB)	Peak Limit (dBuV/m)	PK Margin (dB)	Azimuth (Degs)	Height (cm)	Polarity
1	* 2.484	46	Pk	32.3	-20	58.3	-	-	74	-15.7	199	367	H
2	* 2.484	47.55	Pk	32.3	-20	59.85	-	-	74	-14.15	199	367	H
3	* 2.484	34.44	RMS	32.3	-20	46.74	54	-7.26	-	-	199	367	H
4	* 2.484	35.33	RMS	32.3	-20	47.63	54	-6.37	-	-	199	367	H

* - indicates frequency in CFR47 Pt 15 / IC RSS-Restricted Band
Pk - Peak detector
RMS - RMS detection

This report shall not be reproduced except in full, without the written approval of UL Verification Services Inc.

HIGH CHANNEL BANDEDGE, VERTICAL

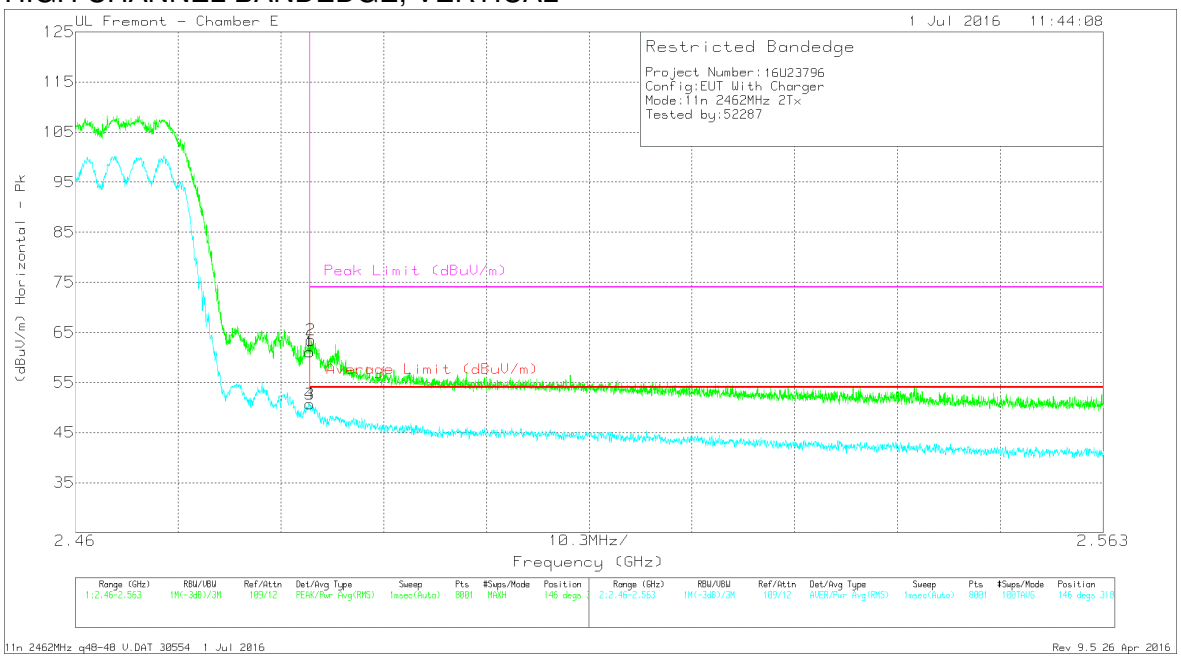

DATA

Marker	Frequency(GHz)	MeterReading(dBuV)	Det	AF T711 (dB/m)	Amp/Cbl/Fltr /Pad (dB)	CorrectedReading(dBuV/m)	Average Limit (dBuV/m)	Margin(dB)	Peak Limit (dBuV/m)	PK Margin (dB)	Azimuth (Degs)	Height (cm)	Polarity
1	* 2.484	48.79	Pk	32.3	-20	61.09	-	-	74	-12.91	146	318	V
2	* 2.484	51.18	Pk	32.3	-20	63.48	-	-	74	-10.52	146	318	V
3	* 2.484	38.39	RMS	32.3	-20	50.69	54	-3.31	-	-	146	318	V
4	* 2.484	38.39	RMS	32.3	-20	50.69	54	-3.31	-	-	146	318	V

* - indicates frequency in CFR47 Pt 15 / IC RSS-Restricted Band
Pk - Peak detector
RMS - RMS detection

This report shall not be reproduced except in full, without the written approval of UL Verification Services Inc.

RESTRICTED BANDEDGE (HIGH CHANNEL, CH 12)

HIGH CHANNEL BANDEDGE, HORIZONTAL

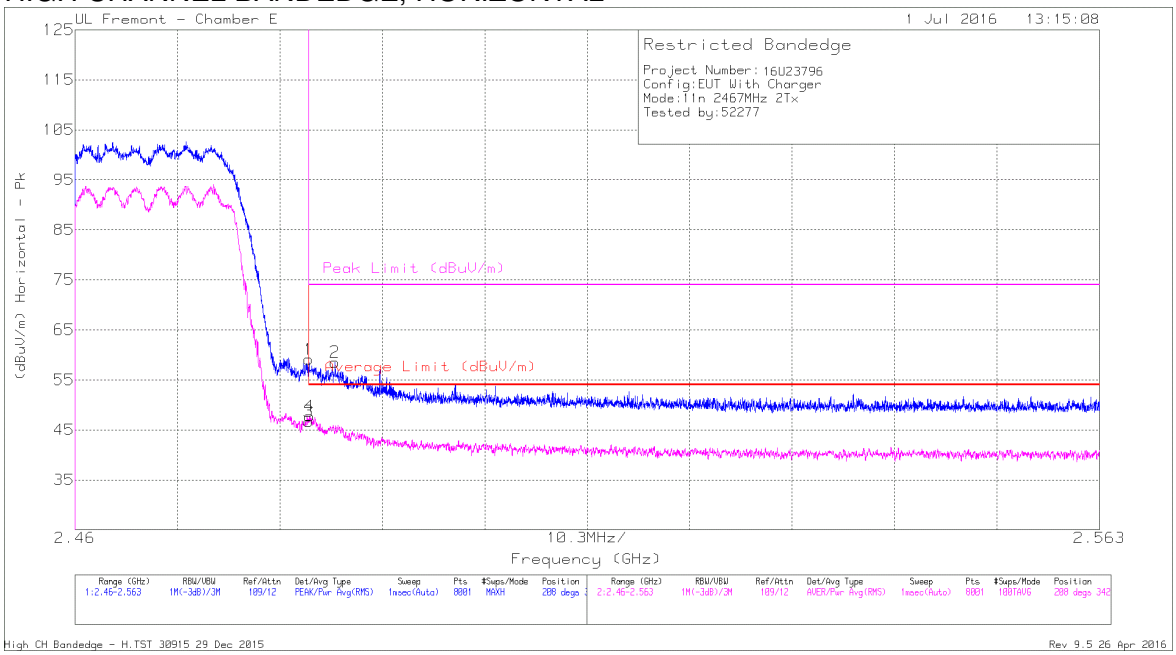

DATA

Marker	Frequency (GHz)	Meter Reading (dBuV)	Det	AF T711 (dB/m)	Amp/Cbl/Fltr/Pad (dB)	Corrected Reading (dBuV/m)	Average Limit (dBuV/m)	Margin (dB)	Peak Limit (dBuV/m)	PK Margin (dB)	Azimuth (Degs)	Height (cm)	Polarity
1	* 2.484	46.82	Pk	32.3	-20	59.12	-	-	74	-14.88	208	342	H
2	* 2.486	46.33	Pk	32.3	-20.1	58.53	-	-	74	-15.47	208	342	H
3	* 2.484	34.4	RMS	32.3	-20	46.7	54	-7.3	-	-	208	342	H
4	* 2.484	35.44	RMS	32.3	-20	47.74	54	-6.26	-	-	208	342	H

* - indicates frequency in CFR47 Pt 15 / IC RSS-Restricted Band
Pk - Peak detector
RMS - RMS detection

This report shall not be reproduced except in full, without the written approval of UL Verification Services Inc.

HIGH CHANNEL BANDEDGE, VERTICAL

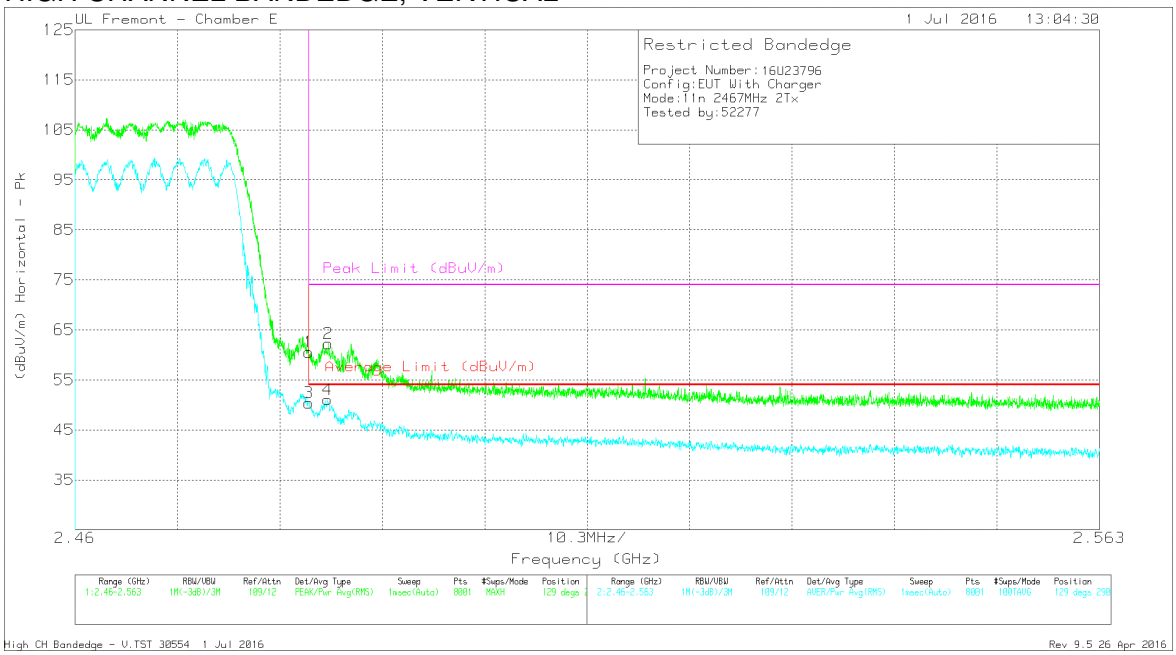

DATA

Marker	Frequency (GHz)	Meter Reading (dBuV)	Det	AF T711 (dB/m)	Amp/Cbl/Fltr/Pad (dB)	Corrected Reading (dBuV/m)	Average Limit (dBuV/m)	Margin (dB)	Peak Limit (dBuV/m)	PK Margin (dB)	Azimuth (Degs)	Height (cm)	Polarity
1	* 2.484	48.24	Pk	32.3	-20	60.54	-	-	74	-13.46	129	290	V
2	* 2.485	50.05	Pk	32.3	-20.1	62.25	-	-	74	-11.75	129	290	V
3	* 2.484	38.1	RMS	32.3	-20	50.4	54	-3.6	-	-	129	290	V
4	* 2.485	38.84	RMS	32.3	-20.1	51.04	54	-2.96	-	-	129	290	V

* - indicates frequency in CFR47 Pt 15 / IC RSS-Restricted Band
Pk - Peak detector
RMS - RMS detection

This report shall not be reproduced except in full, without the written approval of UL Verification Services Inc.

RESTRICTED BANDEDGE (HIGH CHANNEL, CH 13)

HIGH CHANNEL BANDEDGE, HORIZONTAL

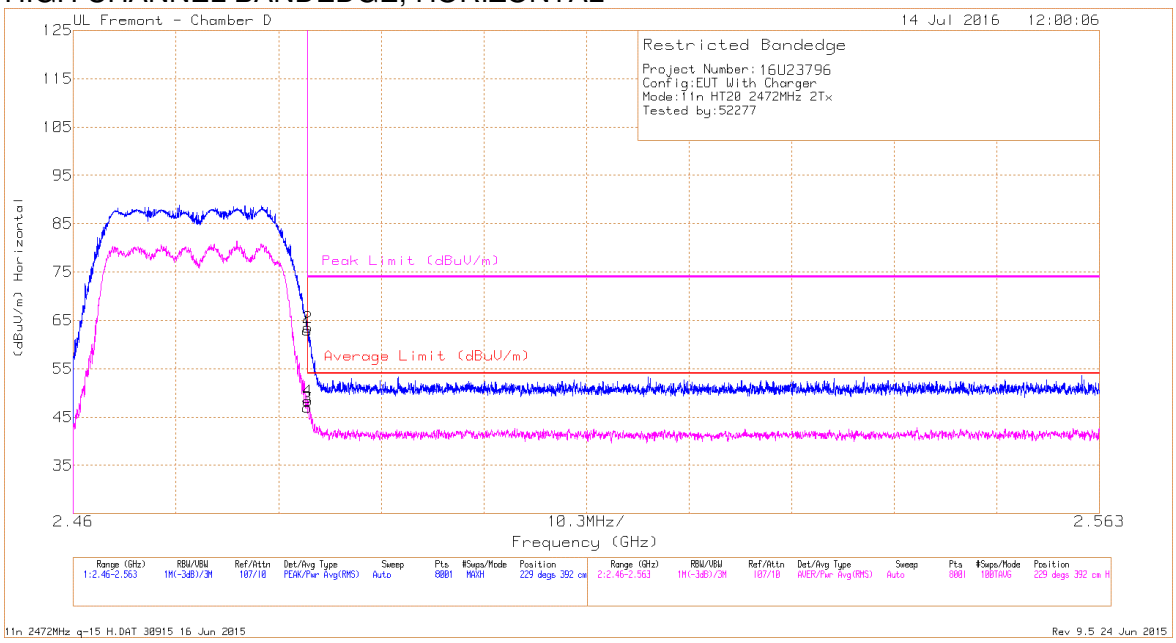

DATA

Marker	Frequency (GHz)	Meter Reading (dBuV)	Det	AF T712 (dB/m)	Amp/Cbl/ Fltr/Pad (dB)	Corrected Reading (dBuV/m)	Average Limit (dBuV/m)	Margin (dB)	Peak Limit (dBuV/m)	PK Margin (dB)	Azimuth (Degs)	Height (cm)	Polarity
1	* 2.484	51.08	Pk	32.3	-20.5	62.88	-	-	74	-11.12	229	392	H
2	* 2.484	51.74	Pk	32.3	-20.5	63.54	-	-	74	-10.46	229	392	H
3	* 2.484	35.15	RMS	32.3	-20.5	46.95	54	-7.05	-	-	229	392	H
4	* 2.484	36.59	RMS	32.3	-20.5	48.39	54	-5.61	-	-	229	392	H

* - indicates frequency in CFR15.205/IC7.2.2 Restricted Band
Pk - Peak detector
RMS - RMS detection

This report shall not be reproduced except in full, without the written approval of UL Verification Services Inc.

HIGH CHANNEL BANDEDGE, VERTICAL

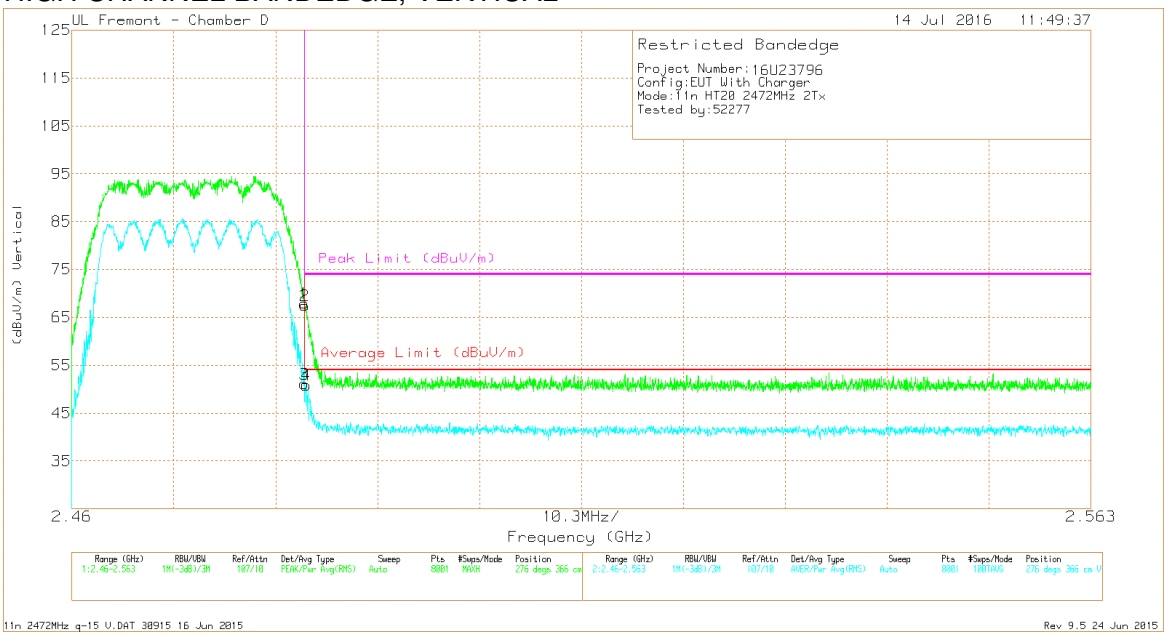

DATA

Marker	Frequency (GHz)	Meter Reading (dBuV)	Det	AF T712 (dB/m)	Amp/Cbl/ Fltr/Pad (dB)	Corrected Reading (dBuV/m)	Average Limit (dBuV/m)	Margin (dB)	Peak Limit (dBuV/m)	PK Margin (dB)	Azimuth (Degs)	Height (cm)	Polarity
1	* 2.484	56.1	Pk	32.3	-20.5	67.9	-	-	74	-6.1	276	366	V
2	* 2.484	55.68	Pk	32.3	-20.5	67.48	-	-	74	-6.52	276	366	V
3	* 2.484	39.33	RMS	32.3	-20.5	51.13	54	-2.87	-	-	276	366	V
4	* 2.484	39.05	RMS	32.3	-20.5	50.85	54	-3.15	-	-	276	366	V

* - indicates frequency in CFR15.205/IC7.2.2 Restricted Band
Pk - Peak detector
RMS - RMS detection

This report shall not be reproduced except in full, without the written approval of UL Verification Services Inc.

HARMONICS AND SPURIOUS EMISSIONS (LOW CHANNEL, CH 1)

LOW CHANNEL HORIZONTAL

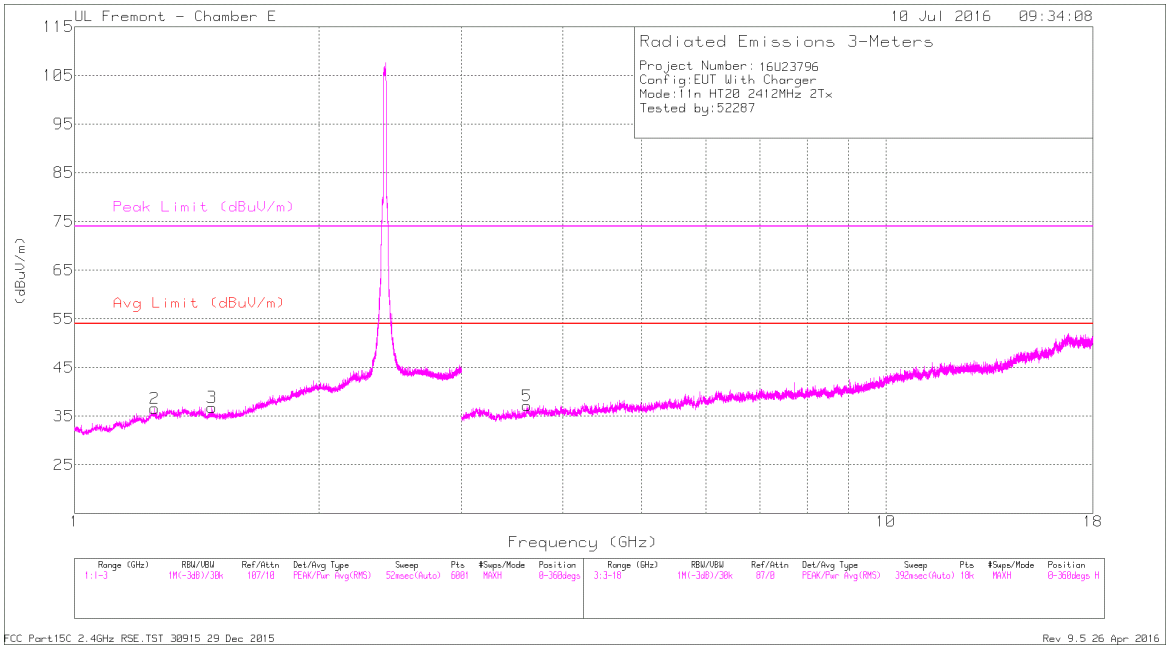

LOW CHANNEL VERTICAL

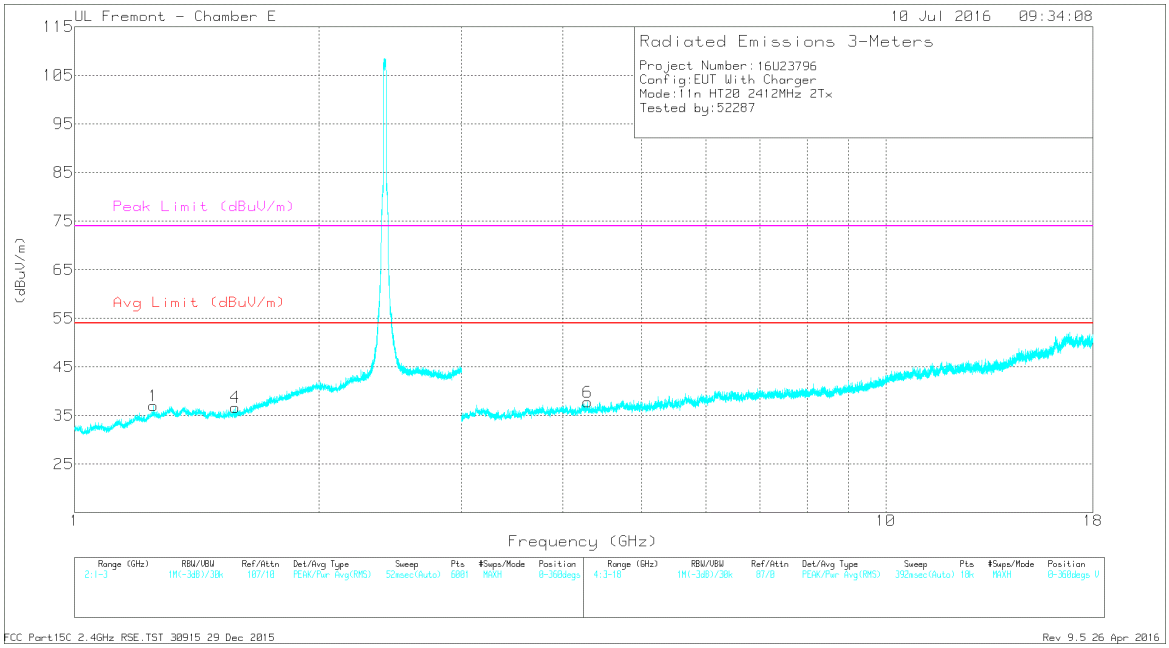

This report shall not be reproduced except in full, without the written approval of UL Verification Services Inc.

DATA

Marker	Frequency (GHz)	Meter Reading (dBuV)	Det	AF T711 (dB/m)	Amp/Cbl/Fltr/Pad (dB)	Corrected Reading (dBuV/m)	Avg Limit (dBuV/m)	Margin (dB)	Peak Limit (dBuV/m)	PK Margin (dB)	Azimuth (Degs)	Height (cm)	Polarity
2	* 1.256	37.25	PK2	29	-22.7	43.55	-	-	74	-30.45	138	389	H
	* 1.257	25.12	MAv1	29	-22.7	31.42	54	-22.58	-	-	138	389	H
3	* 1.478	36.11	PK2	28	-21.5	42.61	-	-	74	-31.39	285	304	H
	* 1.479	25.06	MAv1	28	-21.5	31.56	54	-22.44	-	-	285	304	H
1	* 1.251	37.31	PK2	29	-22.6	43.71	-	-	74	-30.29	125	227	V
	* 1.25	25.39	MAv1	28.9	-22.6	31.69	54	-22.31	-	-	125	227	V
4	* 1.579	36.34	PK2	27.8	-21.5	42.64	-	-	74	-31.36	114	322	V
	* 1.578	25.22	MAv1	27.8	-21.6	31.42	54	-22.58	-	-	114	322	V
	* 3.609	40.47	PK2	33	-30.5	42.97	-	-	74	-31.03	254	115	H
5	* 3.611	29.68	MAv1	33	-30.5	32.18	54	-21.82	-	-	254	115	H
6	* 4.288	39.76	PK2	33.3	-29.6	43.46	-	-	74	-30.54	257	128	V
	* 4.292	29.33	MAv1	33.3	-29.7	32.93	54	-21.07	-	-	257	128	V

* - indicates frequency in CFR47 Pt 15 / IC RSS-Restricted Band
PK2 - KDB558074 Method: Maximum Peak
MAv1 - KDB558074 Option 1 Maximum RMS Average

UL VERIFICATION SERVICES INC. FORM NO: CCSUP4701J
47173 BENICIA STREET, FREMONT, CA 94538, USA TEL: (510) 771-1000 FAX: (510) 661-0888
This report shall not be reproduced except in full, without the written approval of UL Verification Services Inc.

HARMONICS AND SPURIOUS EMISSIONS (LOW CHANNEL, CH 2)

LOW CHANNEL HORIZONTAL

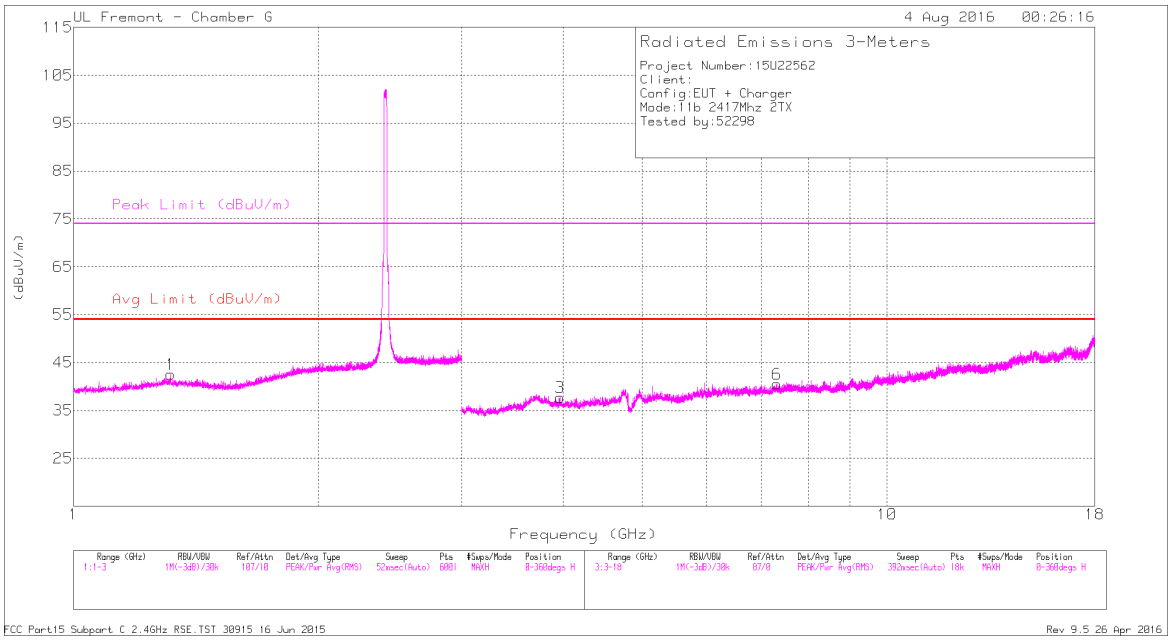

LOW CHANNEL VERTICAL

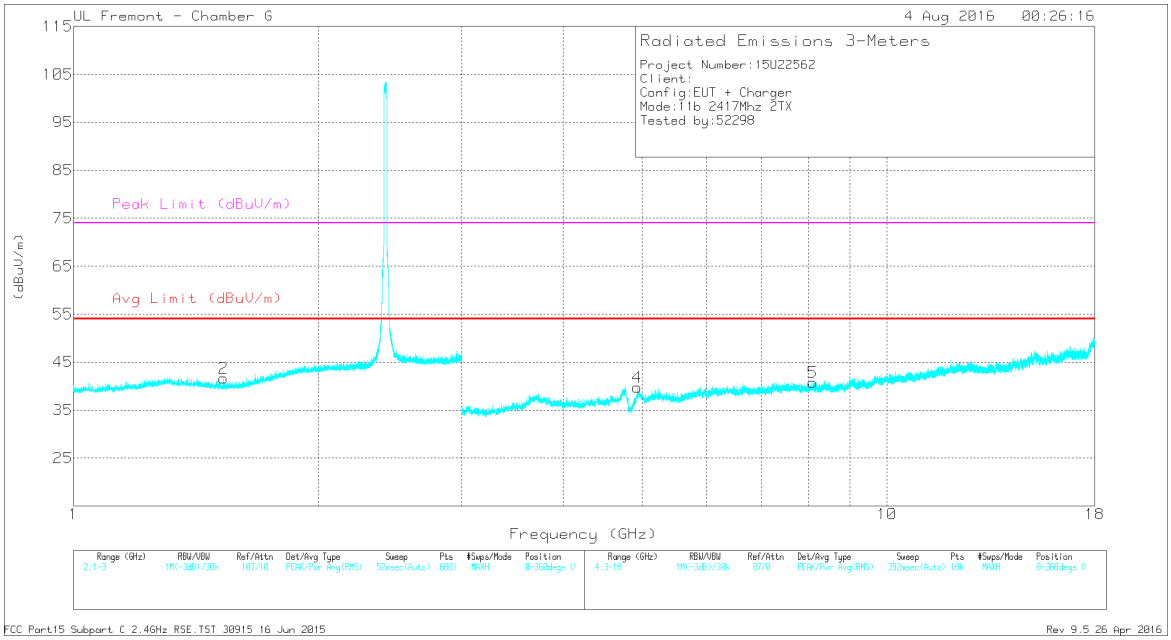

This report shall not be reproduced except in full, without the written approval of UL Verification Services Inc.

DATA

Markers	Frequency (GHz)	Meter Reading (dBuV)	Det	AF T136 (dB/m)	Amp/Cbl/Fltr/Pad (dB)	Corrected Reading (dBuV/m)	Avg Limit (dBuV/m)	Margin (dB)	Peak Limit (dBuV/m)	PK Margin (dB)	Azimuth (Degs)	Height (cm)	Polarity
1	* 1.318	43.77	PK2	29.1	-25	47.87	-	-	74	-26.13	321	104	H
	* 1.316	32.8	MAv1	29.2	-25	37	54	-17	-	-	321	104	H
2	* 1.529	44.39	PK2	28.1	-24.5	47.99	-	-	74	-26.01	222	397	V
	* 1.529	32.85	MAv1	28.1	-24.5	36.45	54	-17.46	-	-	222	397	V
3	* 3.962	41.71	PK2	33.7	-31.8	43.61	-	-	74	-30.39	325	223	H
	* 3.962	31.11	MAv1	33.7	-31.8	33.01	54	-20.99	-	-	325	223	H
6	* 7.324	40.89	PK2	35.8	-29.9	46.79	-	-	74	-27.21	4	288	H
	* 7.327	30.15	MAv1	35.8	-29.9	36.05	54	-17.95	-	-	4	288	H
4	* 4.933	42.58	PK2	34.5	-31.9	45.18	-	-	74	-28.82	108	161	V
	* 4.933	31.69	MAv1	34.5	-31.9	34.29	54	-19.71	-	-	108	161	V
5	* 8.097	39.81	PK2	35.8	-29.2	46.41	-	-	74	-27.59	281	192	V
	* 8.1	29.33	MAv1	35.8	-29.2	35.93	54	-18.07	-	-	281	192	V

* - indicates frequency in CFR47 Pt 15 / IC RSS-Restricted Band
PK2 - KDB558074 Method: Maximum Peak
MAv1 - KDB558074 Option 1 Maximum RMS Average

This report shall not be reproduced except in full, without the written approval of UL Verification Services Inc.

HARMONICS AND SPURIOUS EMISSIONS (LOW CHANNEL, CH 3)

LOW CHANNEL HORIZONTAL

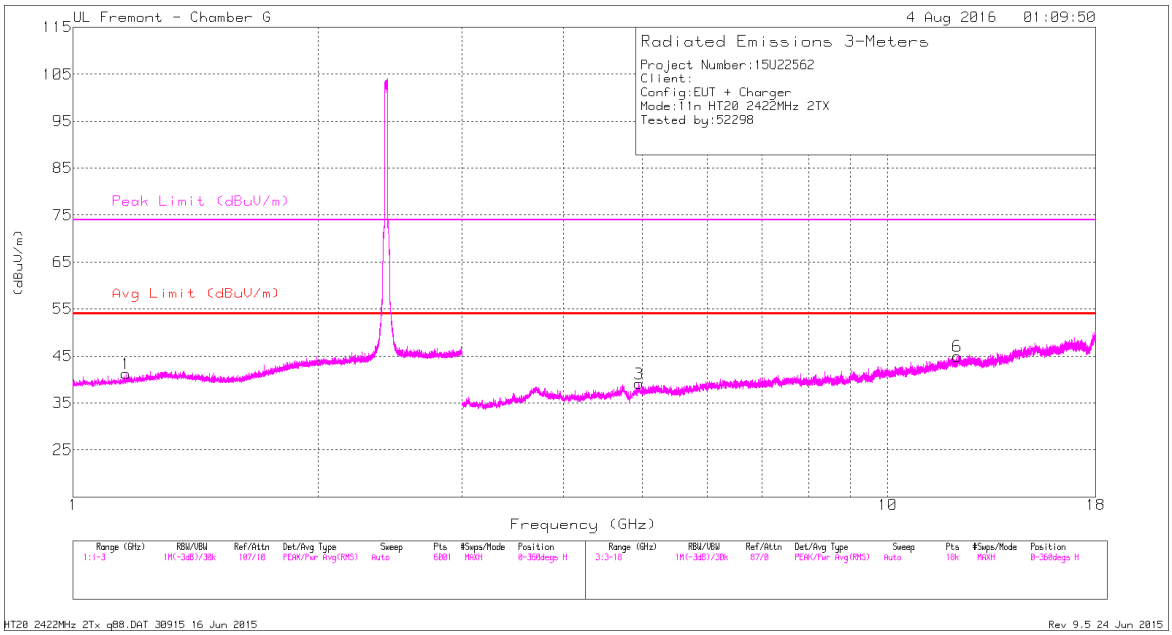

LOW CHANNEL VERTICAL

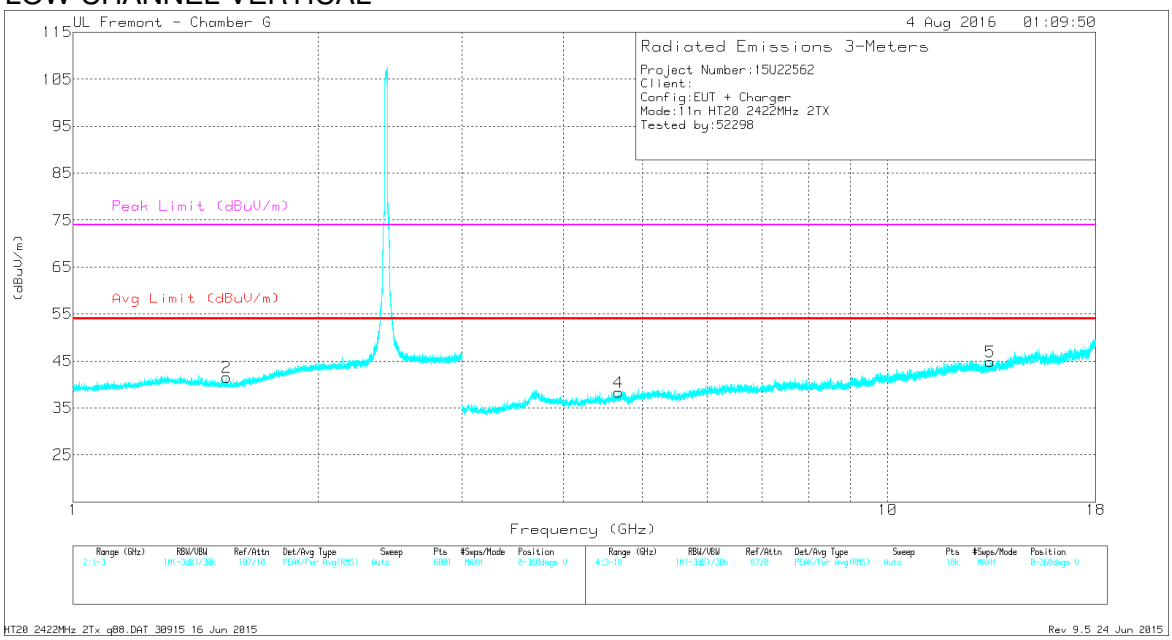

This report shall not be reproduced except in full, without the written approval of UL Verification Services Inc.

DATA

Markers	Frequency (GHz)	Meter Reading (dBuV)	Det	AF T136 (dB/m)	Amp/Cbl/ Fltr/Pad (dB)	Corrected Reading (dBuV/m)	Avg Limit (dBuV/m)	Margin (dB)	Peak Limit (dBuV/m)	PK Margin (dB)	Azimuth (Degs)	Height (cm)	Polarity
1	* 1.163	44.28	PK2	28.1	-25.1	47.28	-	-	74	-26.72	360	100	H
	* 1.16	33.71	MAv1	28.1	-25.1	36.71	54	-17.29	-	-	360	100	H
2	* 1.542	43.79	PK2	28.1	-24.5	47.39	-	-	74	-26.61	360	201	V
	* 1.542	32.84	MAv1	28.1	-24.5	36.44	54	-17.56	-	-	360	201	V
3	* 4.949	42.99	PK2	34.6	-31.8	45.79	-	-	74	-28.21	360	101	H
	* 4.949	32.35	MAv1	34.6	-31.8	35.15	54	-18.85	-	-	360	101	H
6	* 12.163	38.03	PK2	39.2	-26.1	51.13	-	-	74	-22.87	360	101	H
	* 12.169	27.41	MAv1	39.2	-26.1	40.51	54	-13.49	-	-	360	101	H
4	* 4.672	41.08	PK2	34.4	-31.7	43.78	-	-	74	-30.22	360	101	V
	* 4.671	31.62	MAv1	34.4	-31.7	34.32	54	-19.68	-	-	360	101	V
5	* 13.358	38.85	PK2	39.2	-26	52.05	-	-	74	-21.95	360	201	V
	* 13.358	28.18	MAv1	39.2	-26	41.38	54	-12.62	-	-	360	201	V

* - indicates frequency in CFR15.205/IC7.2.2 Restricted Band

PK2 - KDB558074 Method: Maximum Peak

MAv1 - KDB558074 Option 1 Maximum RMS Average

This report shall not be reproduced except in full, without the written approval of UL Verification Services Inc.

HARMONICS AND SPURIOUS EMISSIONS (LOW CHANNEL, CH 6)

MID CHANNEL HORIZONTAL

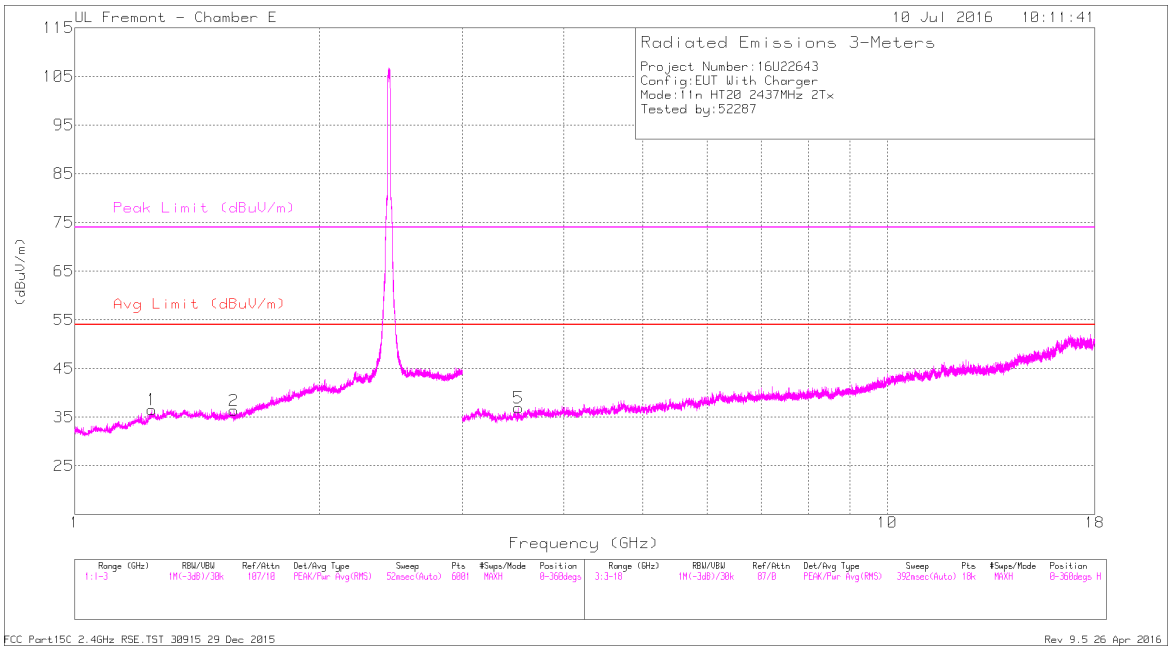

MID CHANNEL VERTICAL

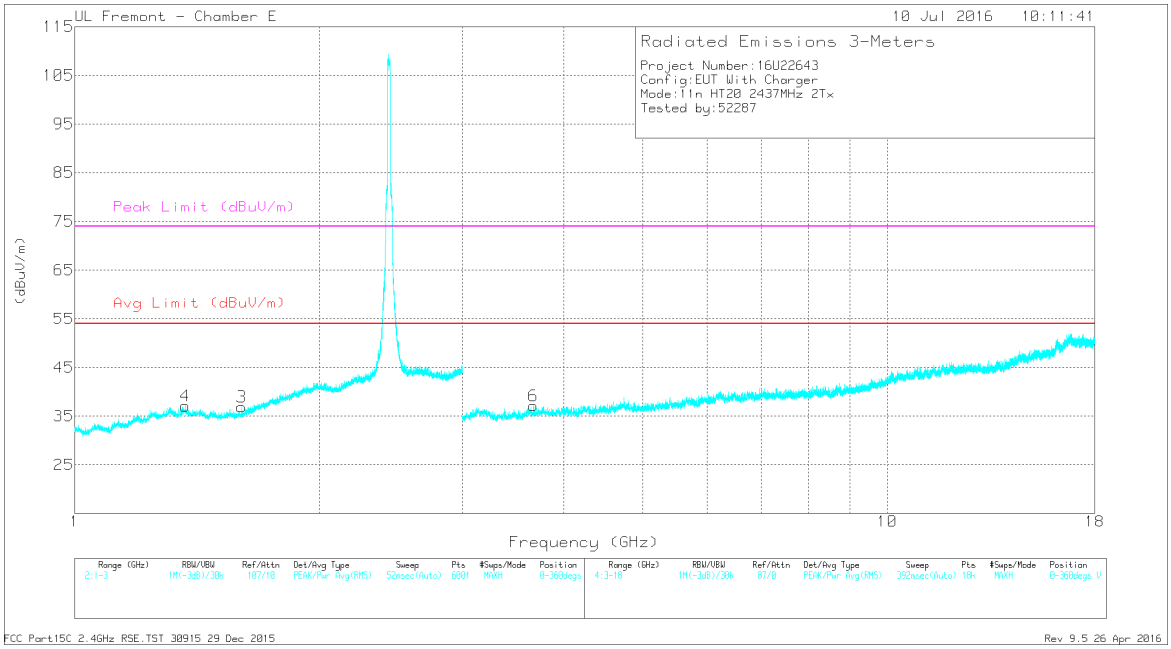

This report shall not be reproduced except in full, without the written approval of UL Verification Services Inc.

DATA

Marker	Frequency (GHz)	Meter Reading (dBuV)	Det	AF T711 (dB/m)	Amp/Cbl/Fltr/Pad (dB)	Corrected Reading (dBuV/m)	Avg Limit (dBuV/m)	Margin (dB)	Peak Limit (dBuV/m)	PK Margin (dB)	Azimuth (Degs)	Height (cm)	Polarity
1	* 1.244	36.27	PK2	28.9	-22.5	42.67	-	-	74	-31.33	205	341	H
	* 1.244	25.2	MAv1	28.9	-22.5	31.6	54	-22.4	-	-	205	341	H
2	* 1.573	36.96	PK2	27.8	-21.6	43.16	-	-	74	-30.84	183	141	H
	* 1.573	25.06	MAv1	27.8	-21.6	31.26	54	-22.74	-	-	183	141	H
3	* 1.606	36.65	PK2	27.9	-21.6	42.95	-	-	74	-31.05	167	144	V
	* 1.605	25.14	MAv1	27.9	-21.6	31.44	54	-22.56	-	-	167	144	V
4	* 1.368	36.75	PK2	29.1	-22.2	43.65	-	-	74	-30.35	187	125	V
	* 1.37	25.27	MAv1	29.1	-22.2	32.17	54	-21.83	-	-	187	125	V
5	* 3.517	40.7	PK2	32.9	-30.8	42.8	-	-	74	-31.2	42	344	H
	* 3.516	29.59	MAv1	32.9	-30.8	31.69	54	-22.31	-	-	42	344	H
6	* 3.671	40.16	PK2	33.1	-30.5	42.76	-	-	74	-31.24	82	268	V
	* 3.671	29.55	MAv1	33.1	-30.5	32.15	54	-21.85	-	-	82	268	V

* - indicates frequency in CFR47 Pt 15 / IC RSS-Restricted Band
PK2 - KDB558074 Method: Maximum Peak
MAv1 - KDB558074 Option 1 Maximum RMS Average

This report shall not be reproduced except in full, without the written approval of UL Verification Services Inc.

HARMONICS AND SPURIOUS EMISSIONS (LOW CHANNEL, CH 9)

HIGH CHANNEL HORIZONTAL

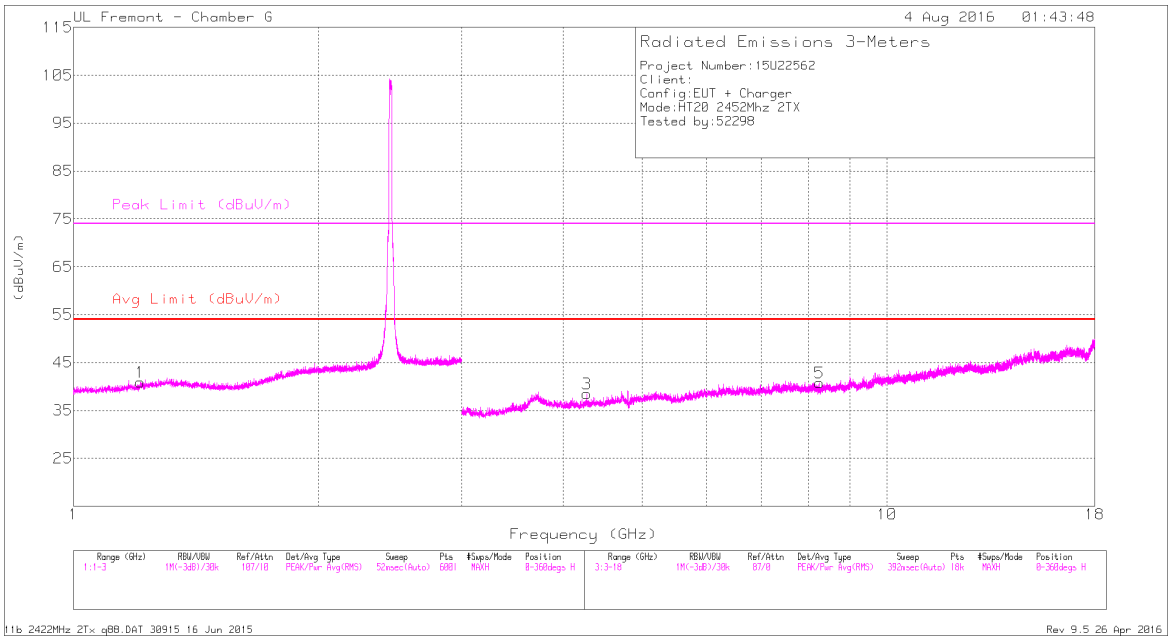

HIGH CHANNEL VERTICAL

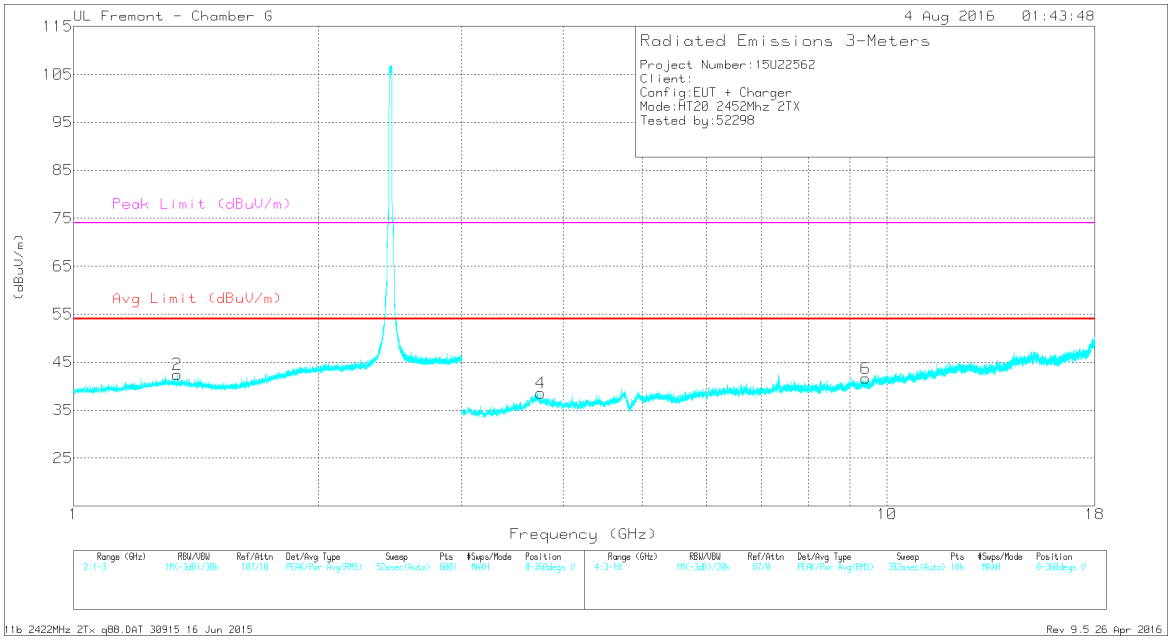

This report shall not be reproduced except in full, without the written approval of UL Verification Services Inc.

DATA

Markers	Frequency (GHz)	Meter Reading (dBuV)	Det	AF T136 (dB/m)	Amp/Cbl/Fltr/Pad (dB)	Corrected Reading (dBuV/m)	Avg Limit (dBuV/m)	Margin (dB)	Peak Limit (dBuV/m)	PK Margin (dB)	Azimuth (Degs)	Height (cm)	Polarity
1	* 1.205	43.45	PK2	28.3	-25.1	46.65	-	-	74	-27.35	360	100	H
	* 1.206	33.39	MAv1	28.3	-25.1	36.59	54	-17.41	-	-	360	100	H
2	* 1.343	44.37	PK2	29	-24.9	48.47	-	-	74	-25.53	360	100	V
	* 1.344	33.37	MAv1	29	-24.9	37.47	54	-16.53	-	-	360	100	V
3	* 4.273	40.82	PK2	33.8	-31.4	43.22	-	-	74	-30.78	360	100	H
	* 4.271	31.51	MAv1	33.8	-31.4	33.91	54	-20.09	-	-	360	100	H
5	* 8.259	40.53	PK2	35.8	-29.4	46.93	-	-	74	-27.07	360	100	H
	* 8.258	30.13	MAv1	35.8	-29.4	36.53	54	-17.47	-	-	360	100	H
4	* 3.752	41.33	PK2	34.1	-31	44.43	-	-	74	-29.57	360	202	V
	* 3.752	31.21	MAv1	34.1	-31	34.31	54	-19.69	-	-	360	202	V
6	* 9.416	39.65	PK2	36.5	-28.1	48.05	-	-	74	-25.95	360	202	V
	* 9.415	28.93	MAv1	36.5	-28.1	37.33	54	-16.67	-	-	360	202	V

* - indicates frequency in CFR47 Pt 15 / IC RSS-Restricted Band
PK2 - KDB558074 Method: Maximum Peak
MAv1 - KDB558074 Option 1 Maximum RMS Average

This report shall not be reproduced except in full, without the written approval of UL Verification Services Inc.

HARMONICS AND SPURIOUS EMISSIONS (LOW CHANNEL, CH 10)

HIGH CHANNEL HORIZONTAL

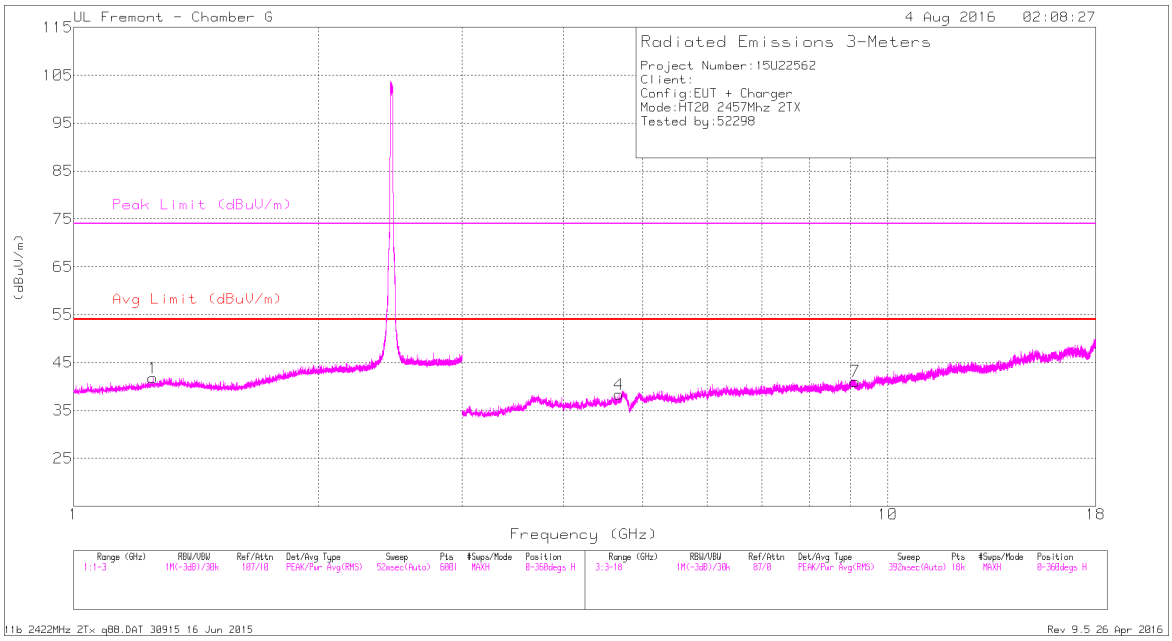

HIGH CHANNEL VERTICAL

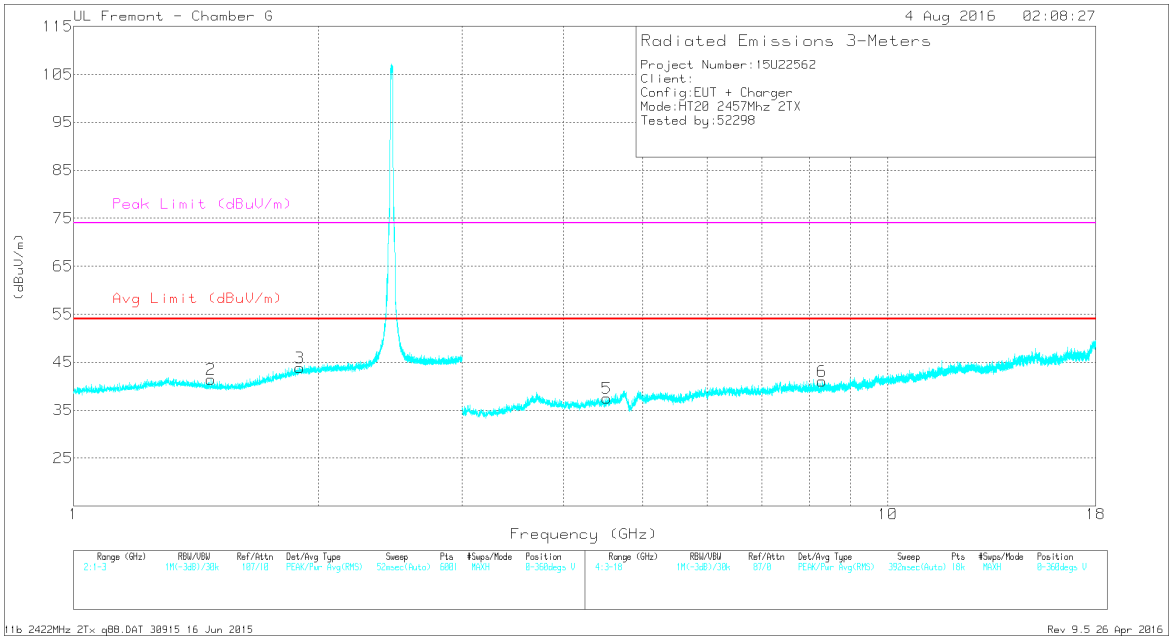

This report shall not be reproduced except in full, without the written approval of UL Verification Services Inc.

DATA

Markers	Frequency (GHz)	Meter Reading (dBuV)	Det	AF T136 (dB/m)	Amp/Cbl/Fltr/Pad (dB)	Corrected Reading (dBuV/m)	Avg Limit (dBuV/m)	Margin (dB)	Peak Limit (dBuV/m)	PK Margin (dB)	Azimuth (Degs)	Height (cm)	Polarity
1	* 1.25	44.37	PK2	28.8	-25.1	48.07	-	-	74	-25.93	360	100	H
	* 1.249	33.77	MAv1	28.8	-25.1	37.47	54	-16.53	-	-	360	100	H
2	* 1.474	43.8	PK2	28.3	-24.6	47.5	-	-	74	-26.5	360	100	V
	* 1.473	33.03	MAv1	28.3	-24.6	36.73	54	-17.27	-	-	360	100	V
4	* 4.675	41.53	PK2	34.4	-31.7	44.23	-	-	74	-29.77	360	100	H
	* 4.673	31.7	MAv1	34.4	-31.7	34.4	54	-19.6	-	-	360	100	H
7	* 9.117	39.36	PK2	36.2	-28	47.56	-	-	74	-26.44	360	201	H
	* 9.116	29.19	MAv1	36.2	-28	37.39	54	-16.61	-	-	360	201	H
6	* 8.301	34.65	Pk	35.8	-29.4	41.05	-	-	74	-32.95	360	100	V
	*8.300	24.55	MAv1	35.8	-29.4	32.75	54	-21.25					
3	1.895	43.64	PK2	31.4	-24.4	50.64	-	-	-	-	360	100	V

* - indicates frequency in CFR47 Pt 15 / IC RSS-Restricted Band
PK2 - KDB558074 Method: Maximum Peak
MAv1 - KDB558074 Option 1 Maximum RMS Average

This report shall not be reproduced except in full, without the written approval of UL Verification Services Inc.

HARMONICS AND SPURIOUS EMISSIONS (LOW CHANNEL, CH 11)

HIGH CHANNEL HORIZONTAL

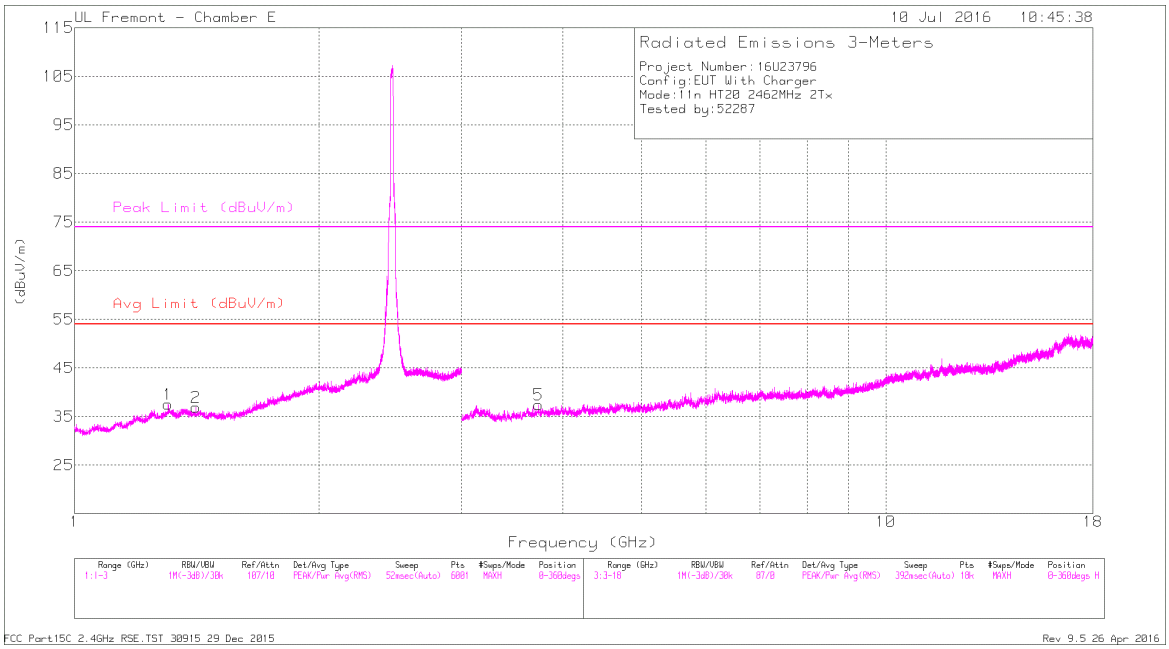

HIGH CHANNEL VERTICAL

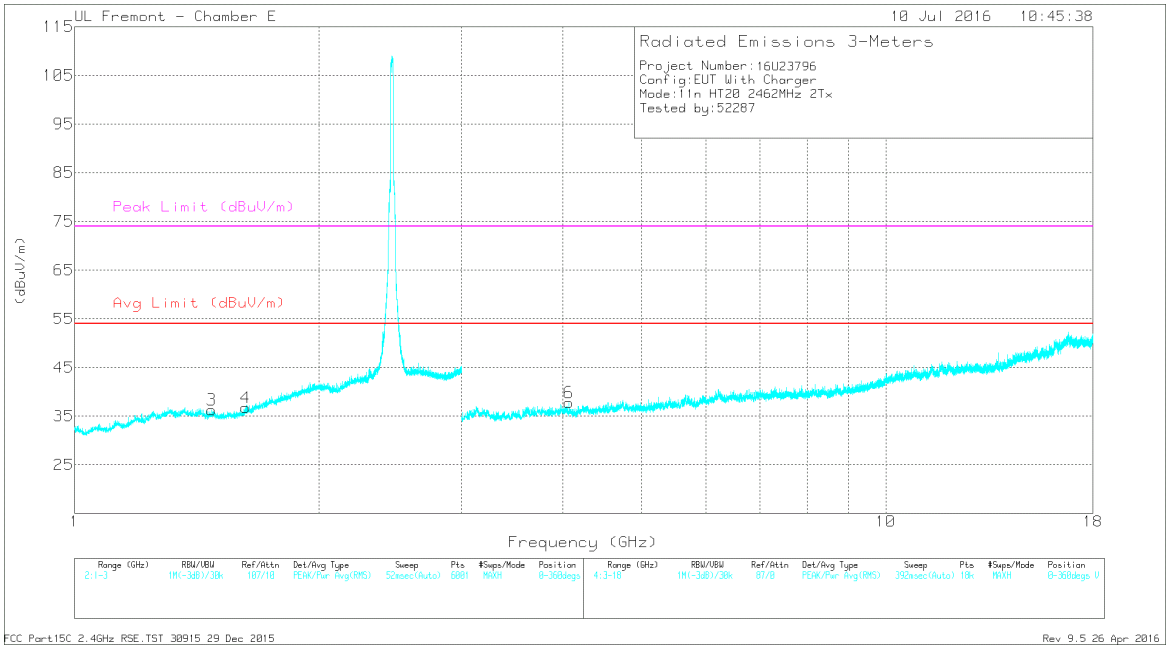

This report shall not be reproduced except in full, without the written approval of UL Verification Services Inc.

DATA

Marker	Frequency (GHz)	Meter Reading (dBuV)	Det	AF T711 (dB/m)	Amp/Cbl/Fltr/Pad (dB)	Corrected Reading (dBuV/m)	Avg Limit (dBuV/m)	Margin (dB)	Peak Limit (dBuV/m)	PK Margin (dB)	Azimuth (Degs)	Height (cm)	Polarity
1	* 1.303	36.31	PK2	29.3	-22.5	43.11	-	-	74	-30.89	20	339	H
	* 1.304	25.29	MAv1	29.3	-22.4	32.19	54	-21.81	-	-	20	339	H
2	* 1.412	36.33	PK2	28.9	-22.1	43.13	-	-	74	-30.87	178	115	H
	* 1.413	24.79	MAv1	28.9	-22.1	31.59	54	-22.41	-	-	178	115	H
3	* 1.476	36.46	PK2	28	-21.5	42.96	-	-	74	-31.04	118	333	V
	* 1.476	25.24	MAv1	28	-21.5	31.74	54	-22.26	-	-	118	333	V
4	* 1.6	36.71	PK2	27.9	-21.5	43.11	-	-	74	-30.89	247	347	V
	* 1.66	25.41	MAv1	28.6	-21.3	32.71	54	-21.29	-	-	247	347	V
5	* 3.734	40.04	PK2	33.1	-30	43.14	-	-	74	-30.86	40	358	H
	* 3.734	29.16	MAv1	33.1	-30	32.26	54	-21.74	-	-	40	358	H
6	* 4.067	40.51	PK2	33.3	-30.9	42.91	-	-	74	-31.09	136	381	V
	* 4.068	29.88	MAv1	33.3	-30.9	32.28	54	-21.72	-	-	136	381	V

* - indicates frequency in CFR47 Pt 15 / IC RSS-Restricted Band
PK2 - KDB558074 Method: Maximum Peak
MAv1 - KDB558074 Option 1 Maximum RMS Average

This report shall not be reproduced except in full, without the written approval of UL Verification Services Inc.

HARMONICS AND SPURIOUS EMISSIONS (LOW CHANNEL, CH 12)

HIGH CHANNEL HORIZONTAL

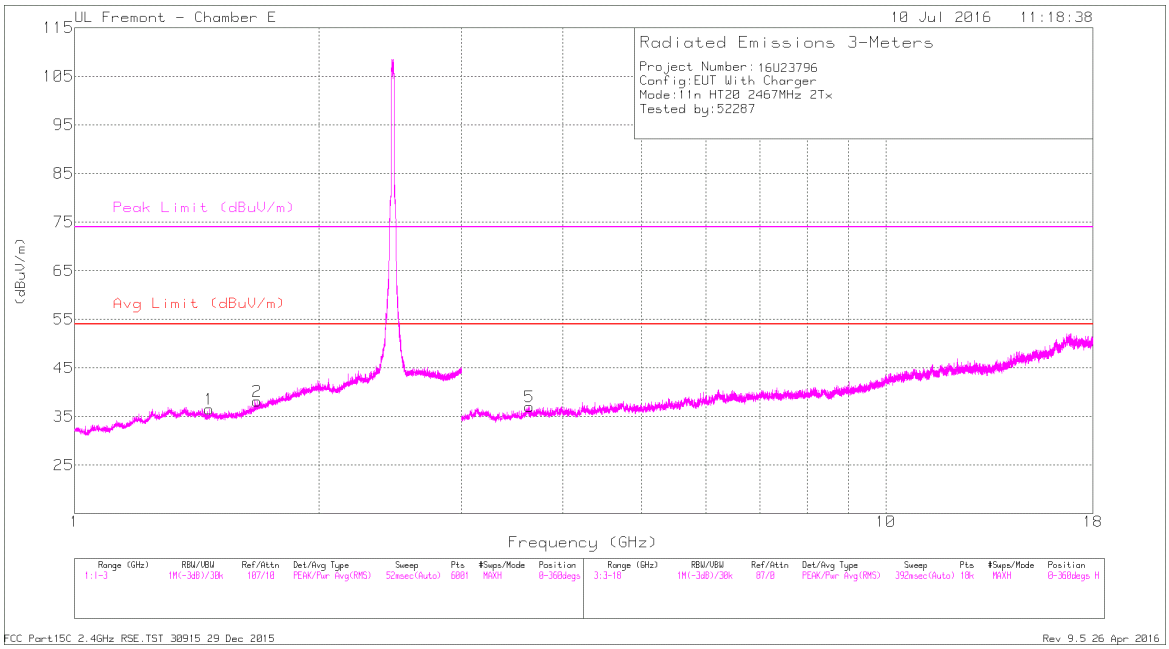

HIGH CHANNEL VERTICAL

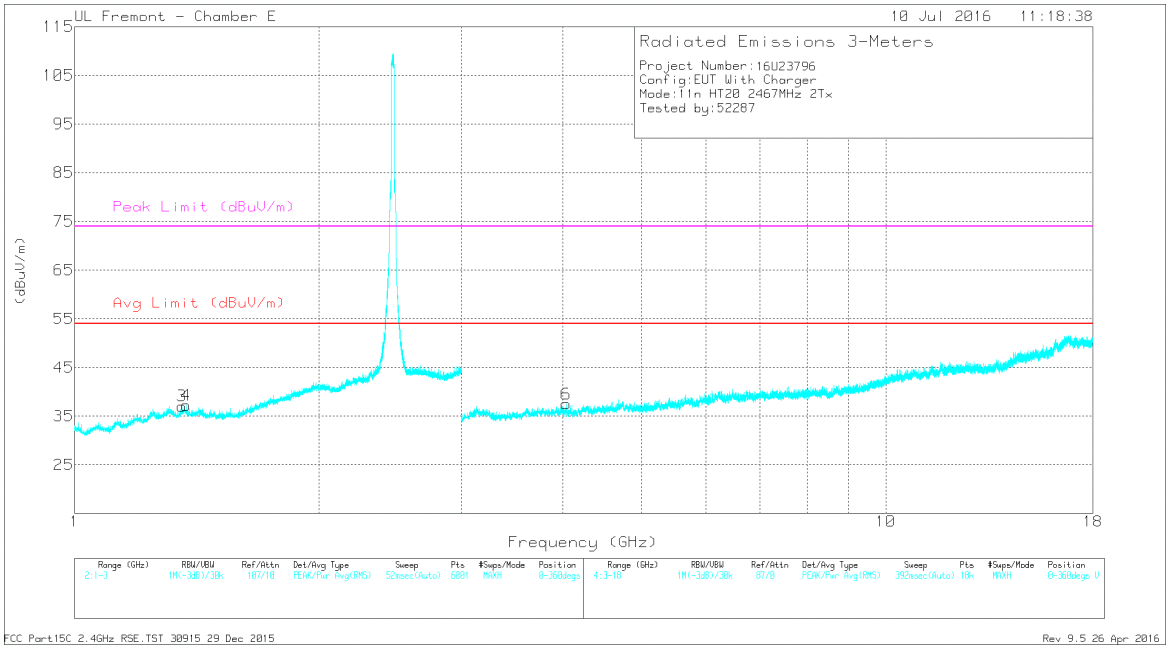

This report shall not be reproduced except in full, without the written approval of UL Verification Services Inc.

DATA

Marker	Frequency (GHz)	Meter Reading (dBuV)	Det	AF T711 (dB/m)	Amp/Cbl/Fltr/ Pad (dB)	Corrected Reading (dBuV/m)	Avg Limit (dBuV/m)	Margin (dB)	Peak Limit (dBuV/m)	PK Margin (dB)	Azimuth (Degs)	Height (cm)	Polarity
1	* 1.467	36.74	PK2	28.1	-21.7	43.14	-	-	74	-30.86	92	205	H
	* 1.465	24.69	MAv1	28.2	-21.7	31.19	54	-22.81	-	-	92	205	H
	* 1.68	36.54	PK2	28.9	-21.1	44.34	-	-	74	-29.66	231	239	H
2	* 1.679	25.15	MAv1	28.9	-21.1	32.95	54	-21.05	-	-	231	239	H
3	* 1.355	36.31	PK2	29.2	-22.2	43.31	-	-	74	-30.69	354	282	V
	* 1.357	25.04	MAv1	29.2	-22.2	32.04	54	-21.96	-	-	354	282	V
	* 1.371	36.96	PK2	29.1	-22.2	43.86	-	-	74	-30.14	211	380	V
4	* 1.372	25.13	MAv1	29.1	-22.3	31.93	54	-22.07	-	-	211	380	V
	* 3.639	40	PK2	33	-30.4	42.6	-	-	74	-31.4	339	118	H
5	* 3.638	29.31	MAv1	33	-30.4	31.91	54	-22.09	-	-	339	118	H
6	* 4.037	40.45	PK2	33.2	-30.5	43.15	-	-	74	-30.85	198	299	V
	* 4.036	29.99	MAv1	33.2	-30.5	32.69	54	-21.31	-	-	198	299	V

* - indicates frequency in CFR47 Pt 15 / IC RSS-Restricted Band
PK2 - KDB558074 Method: Maximum Peak
MAv1 - KDB558074 Option 1 Maximum RMS Average

This report shall not be reproduced except in full, without the written approval of UL Verification Services Inc.

HARMONICS AND SPURIOUS EMISSIONS (LOW CHANNEL, CH 13)

HIGH CHANNEL HORIZONTAL

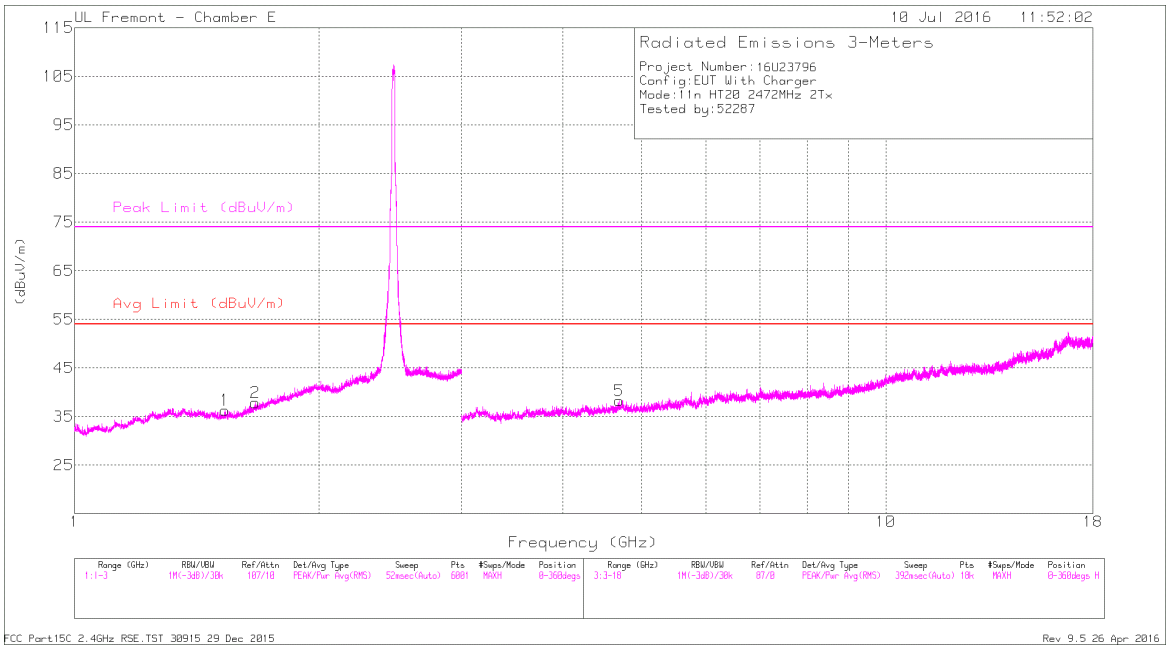

HIGH CHANNEL VERTICAL

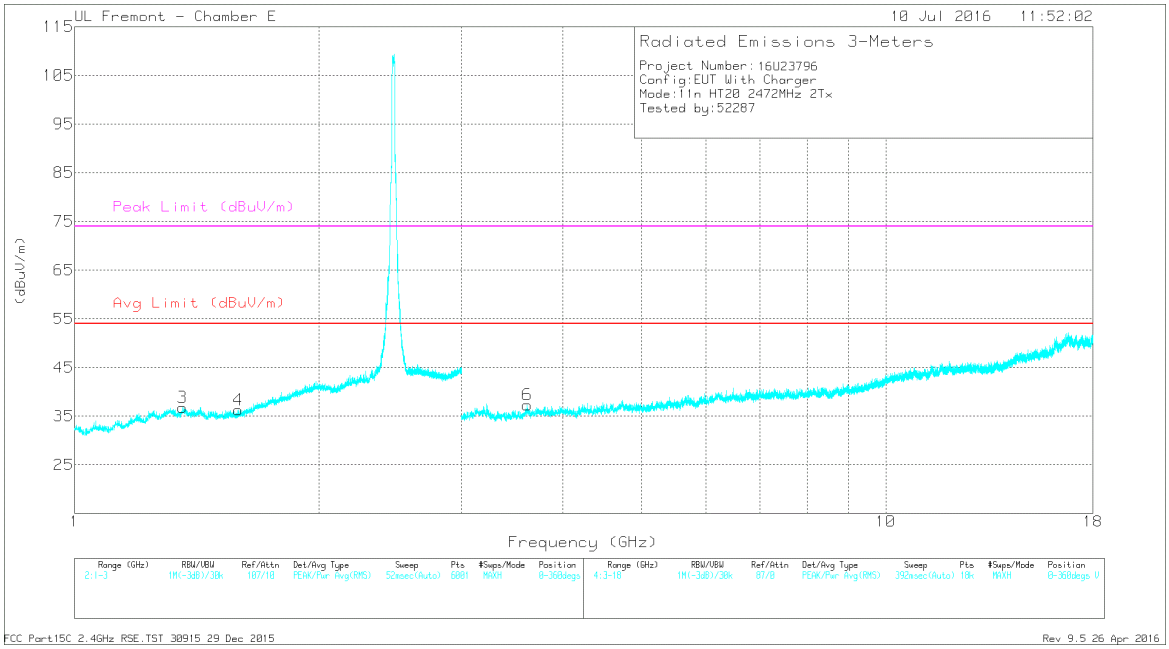

This report shall not be reproduced except in full, without the written approval of UL Verification Services Inc.

DATA

Marker	Frequency (GHz)	Meter Reading (dBuV)	Det	AF T711 (dB/m)	Amp/Cbl/Fltr/Pad (dB)	Corrected Reading (dBuV/m)	Avg Limit (dBuV/m)	Margin (dB)	Peak Limit (dBuV/m)	PK Margin (dB)	Azimuth (Degs)	Height (cm)	Polarity
1	* 1.533	36.31	PK2	27.8	-21.6	42.51	-	-	74	-31.49	153	132	H
	* 1.533	25.02	MAv1	27.8	-21.6	31.22	54	-22.78	-	-	153	132	H
2	* 1.673	37.07	PK2	28.8	-21.1	44.77	-	-	74	-29.23	189	269	H
	* 1.67	25.31	MAv1	28.8	-21.1	33.01	54	-20.99	-	-	189	269	H
3	* 1.357	37.23	PK2	29.2	-22.2	44.23	-	-	74	-29.77	24	170	V
	* 1.359	25.23	MAv1	29.2	-22.1	32.33	54	-21.67	-	-	24	170	V
	* 1.59	36.82	PK2	27.8	-21.5	43.12	-	-	74	-30.88	219	396	V
4	* 1.591	25.13	MAv1	27.8	-21.5	31.43	54	-22.57	-	-	219	396	V
	* 4.693	39.74	PK2	34	-29.7	44.04	-	-	74	-29.96	341	400	H
5	* 4.696	29.23	MAv1	34	-29.6	33.63	54	-20.37	-	-	341	400	H
	* 3.613	40.32	PK2	33	-30.5	42.82	-	-	74	-31.18	314	197	V
6	* 3.615	29.64	MAv1	33	-30.5	32.14	54	-21.86	-	-	314	197	V

* - indicates frequency in CFR47 Pt 15 / IC RSS-Restricted Band
PK2 - KDB558074 Method: Maximum Peak
MAv1 - KDB558074 Option 1 Maximum RMS Average

This report shall not be reproduced except in full, without the written approval of UL Verification Services Inc.

9.8. 802.11ac VHT20 BEAM FORMING MODE IN THE 2.4 GHz BAND

RESTRICTED BANDEDGE (LOW CHANNEL, CH 1)

LOW CHANNEL RESTRICTED, HORIZONTAL

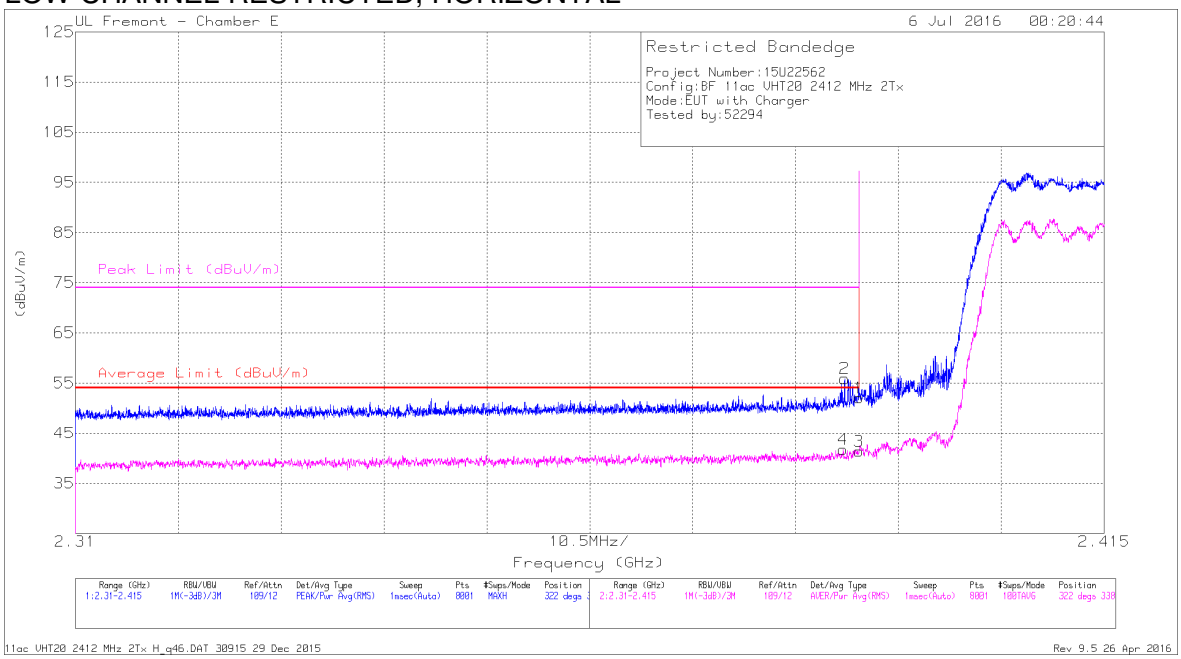

DATA

Marker	Frequency (GHz)	Meter Reading (dBuV)	Det	AF T711 (dB/m)	Amp/Cbl/Fltr/Pad (dB)	DC Corr (dB)	Corrected Reading (dBuV/m)	Average Limit (dBuV/m)	Margin (dB)	Peak Limit (dBuV/m)	PK Margin (dB)	Azimuth (Degs)	Height (cm)	Polarity
4	* 2.388	29.57	RMS	32.1	-19.9	.12	41.77	54	-12.11	-	-	322	338	H
2	* 2.389	43.69	Pk	32.1	-19.9		55.89	-	-	74	-18.11	322	338	H
1	* 2.39	39.81	Pk	32.1	-19.9		52.01	-	-	74	-21.99	322	338	H
3	* 2.39	29.22	RMS	32.1	-19.9	.12	41.42	54	-12.46	-	-	322	338	H

* - indicates frequency in CFR47 Pt 15 / IC RSS-Restricted Band
Pk - Peak detector
RMS - RMS detection

This report shall not be reproduced except in full, without the written approval of UL Verification Services Inc.

LOW CHANNEL RESTRICTED, VERTICAL

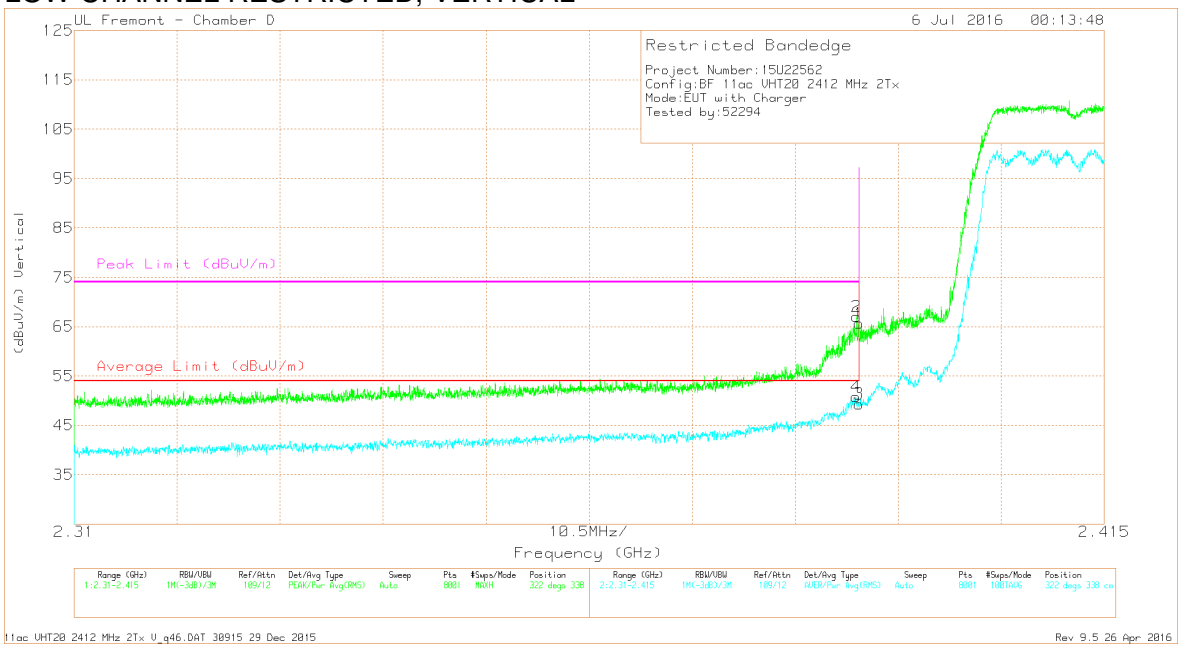

DATA

Marker	Frequency (GHz)	Meter Reading (dBuV)	Det	AF T711 (dB/m)	Amp/Cbl/Fltr/Pad (dB)	DC Corr (dB)	Corrected Reading (dBuV/m)	Average Limit (dBuV/m)	Margin (dB)	Peak Limit (dBuV/m)	PK Margin (dB)	Azimuth (Degs)	Height (cm)	Polarity
1	* 2.39	53.54	Pk	32.1	-19.9		65.74	-	-	74	-8.26	322	338	V
2	* 2.39	54.85	Pk	32.1	-19.9		67.05	-	-	74	-6.95	322	338	V
3	* 2.39	37.04	RMS	32.1	-19.9	.12	49.24	54	-4.64	-	-	322	338	V
4	* 2.39	38.43	RMS	32.1	-19.9	.12	50.63	54	-3.25	-	-	322	338	V

* - indicates frequency in CFR47 Pt 15 / IC RSS-Restricted Band
Pk - Peak detector
RMS - RMS detection

This report shall not be reproduced except in full, without the written approval of UL Verification Services Inc.

RESTRICTED BANDEDGE (LOW CHANNEL, CH 2)

LOW CHANNEL RESTRICTED, HORIZONTAL

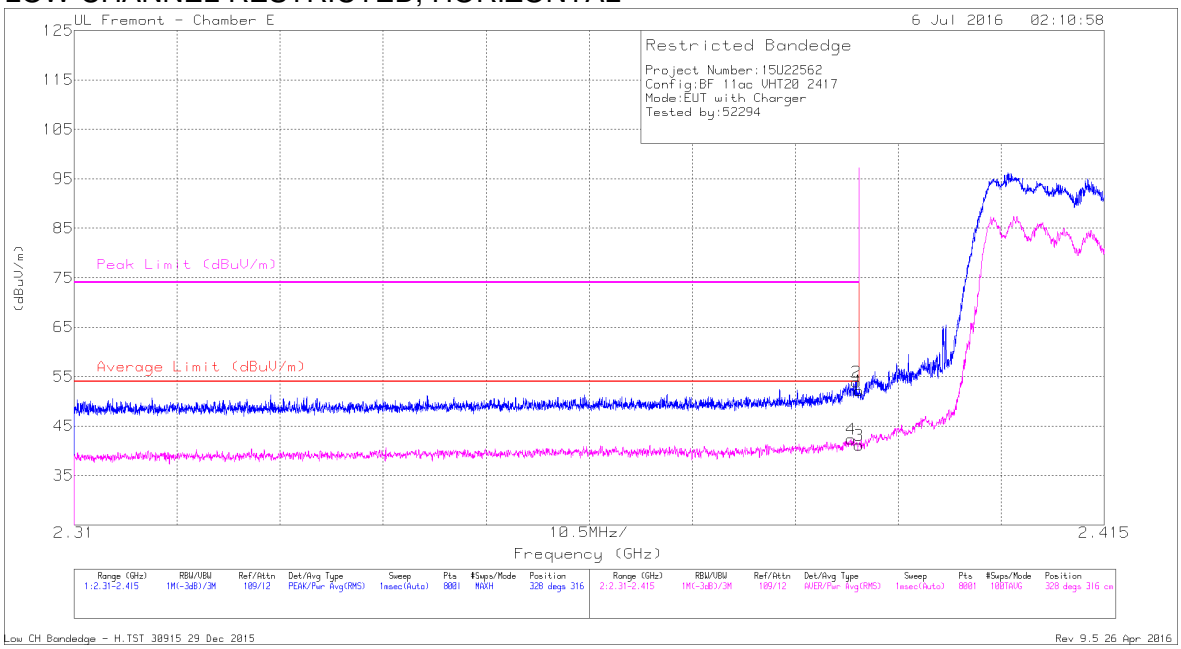

DATA

Marker	Frequency (GHz)	Meter Reading (dBuV)	Det	AF T711 (dB/m)	Amp/Cbl/Fltr/Pad (dB)	DC Corr (dB)	Corrected Reading (dBuV/m)	Average Limit (dBuV/m)	Margin (dB)	Peak Limit (dBuV/m)	PK Margin (dB)	Azimuth (Degs)	Height (cm)	Polarity
4	* 2.389	30.2	RMS	32.1	-19.9	.12	42.4	54	-11.48	-	-	328	316	H
1	* 2.39	39.97	Pk	32.1	-19.9		52.17	-	-	74	-21.83	328	316	H
2	* 2.39	41.73	Pk	32.1	-19.9		53.93	-	-	74	-20.07	328	316	H
3	* 2.39	28.91	RMS	32.1	-19.9	.12	41.11	54	-12.77	-	-	328	316	H

* - indicates frequency in CFR47 Pt 15 / IC RSS-Restricted Band
Pk - Peak detector
RMS - RMS detection

This report shall not be reproduced except in full, without the written approval of UL Verification Services Inc.

LOW CHANNEL RESTRICTED, VERTICAL

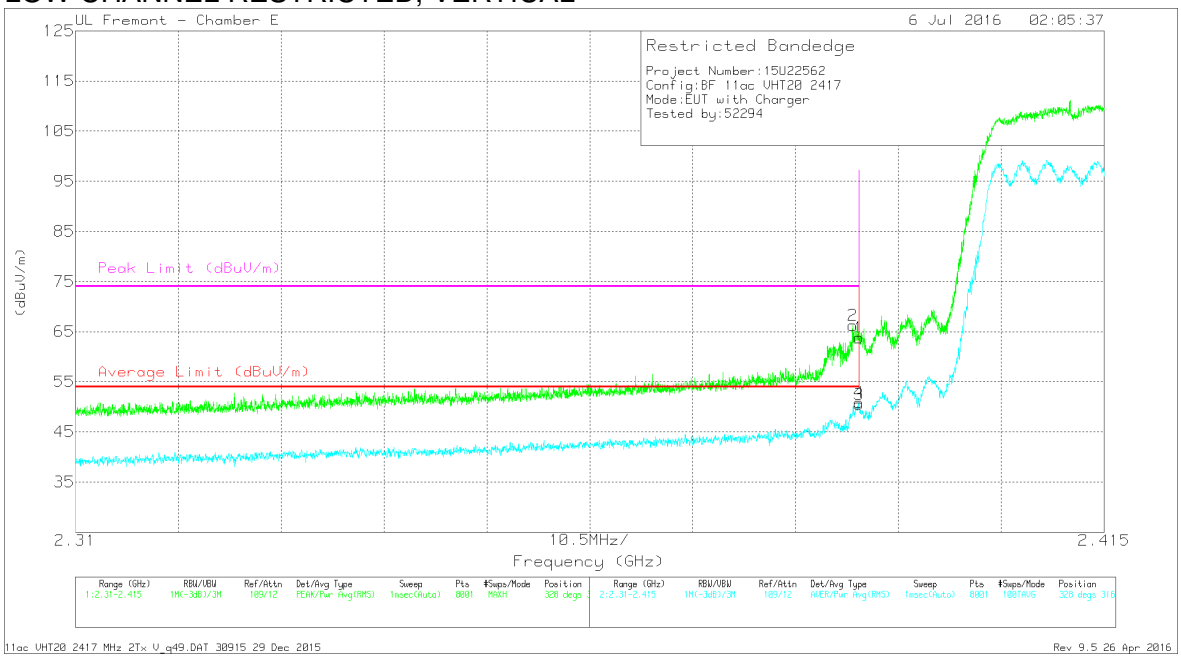

DATA

Marker	Frequency (GHz)	Meter Reading (dBuV)	Det	AF T711 (dB/m)	Amp/Cbl/Fltr/Pad (dB)	DC Corr (dB)	Corrected Reading (dBuV/m)	Average Limit (dBuV/m)	Margin (dB)	Peak Limit (dBuV/m)	PK Margin (dB)	Azimuth (Degs)	Height (cm)	Polarity
1	* 2.39	51.59	Pk	32.1	-19.9		63.79	-	-	74	-10.21	328	316	V
2	* 2.389	54.04	Pk	32.1	-19.9		66.24	-	-	74	-7.76	328	316	V
3	* 2.39	38.3	RMS	32.1	-19.9	.12	50.5	54	-3.37	-	-	328	316	V
4	* 2.39	38.68	RMS	32.1	-19.9	.12	50.88	54	-3.00	-	-	328	316	V

* - indicates frequency in CFR47 Pt 15 / IC RSS-Restricted Band
Pk - Peak detector
RMS - RMS detection

This report shall not be reproduced except in full, without the written approval of UL Verification Services Inc.

RESTRICTED BANDEDGE (LOW CHANNEL, CH 3)

LOW CHANNEL RESTRICTED, HORIZONTAL

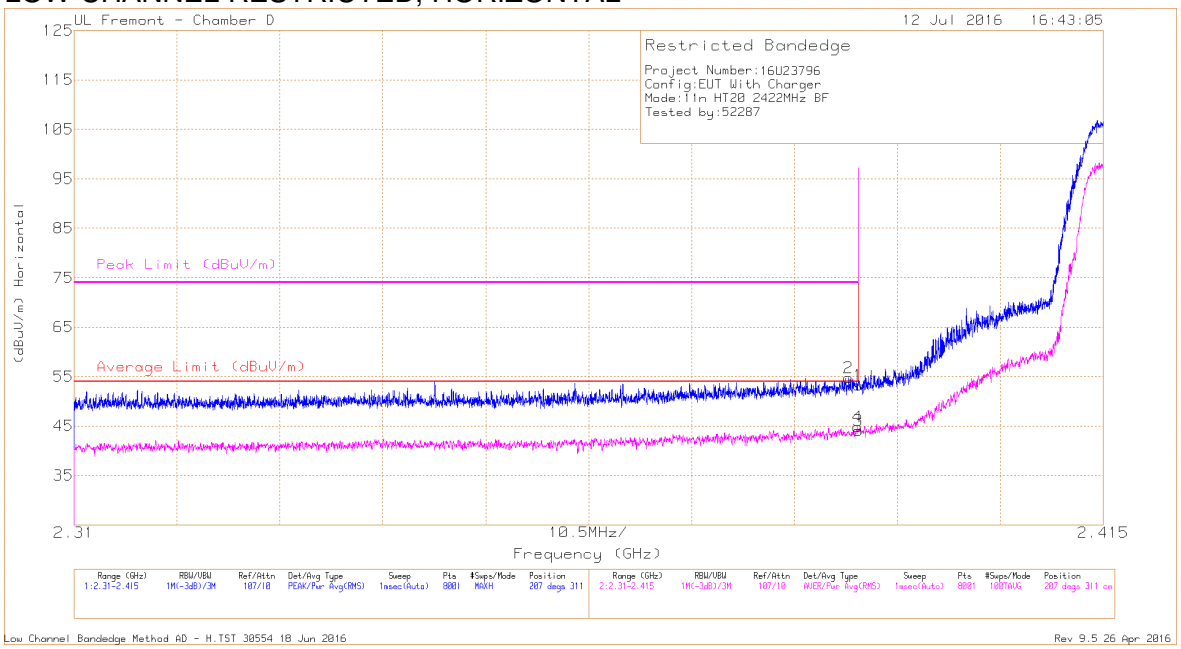

DATA

Marker	Frequency (GHz)	Meter Reading (dBuV)	Det	AF T712 (dB/m)	Amp/Cbl/Fltr/Pad (dB)	DC Corr (dB)	Corrected Reading (dBuV/m)	Average Limit (dBuV/m)	Margin (dB)	Peak Limit (dBuV/m)	PK Margin (dB)	Azimuth (Degs)	Height (cm)	Polarity
1	* 2.39	41.81	Pk	32.1	-20.6		53.31	-	-	74	-20.69	207	311	H
2	* 2.389	43.3	Pk	32.1	-20.6		54.8	-	-	74	-19.2	207	311	H
3	* 2.39	32.58	RMS	32.1	-20.6	.12	44.08	54	-9.80	-	-	207	311	H
4	* 2.39	33.29	RMS	32.1	-20.6	.12	44.79	54	-9.09	-	-	207	311	H

* - indicates frequency in CFR47 Pt 15 / IC RSS-Restricted Band
Pk - Peak detector
RMS - RMS detection

This report shall not be reproduced except in full, without the written approval of UL Verification Services Inc.

LOW CHANNEL RESTRICTED, VERTICAL

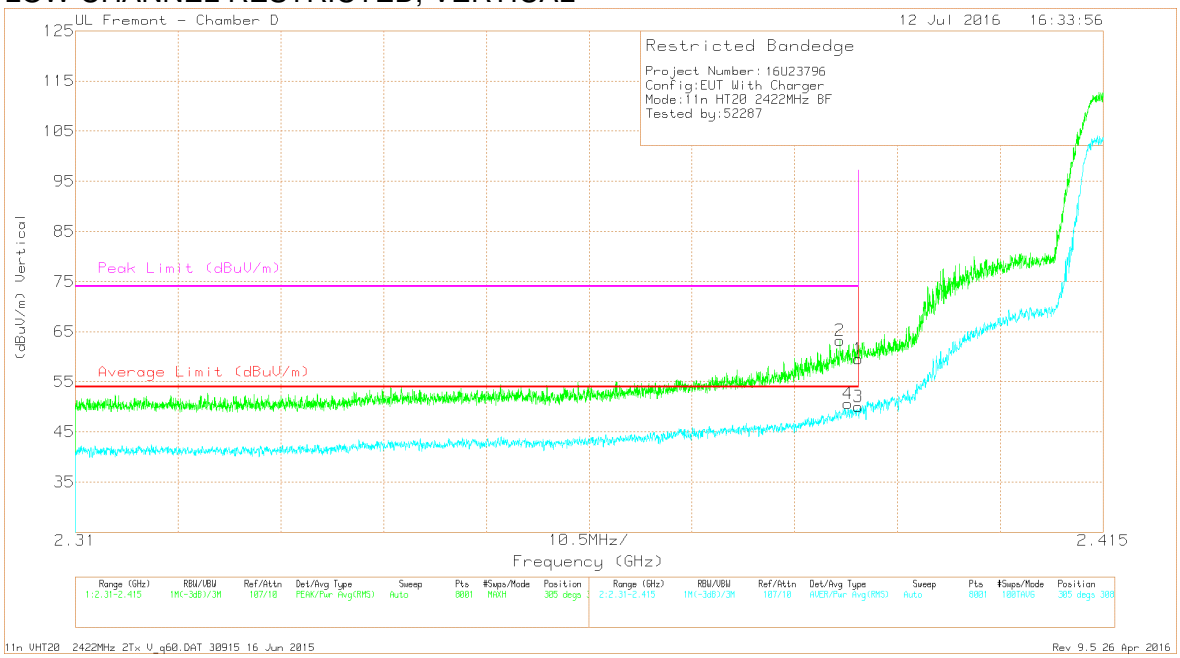

DATA

Marker	Frequency (GHz)	Meter Reading (dBuV)	Det	AF T712 (dB/m)	Amp/Cbl/Fltr/Pad (dB)	DC Corr (dB)	Corrected Reading (dBuV/m)	Average Limit (dBuV/m)	Margin (dB)	Peak Limit (dBuV/m)	PK Margin (dB)	Azimuth (Degs)	Height (cm)	Polarity
2	* 2.388	51.76	Pk	32.1	-20.6		63.26	-	-	74	-10.74	305	308	V
4	* 2.389	38.15	RMS	32.1	-20.6	.12	49.65	54	-4.23	-	-	305	308	V
1	* 2.39	48.09	Pk	32.1	-20.6		59.59	-	-	74	-14.41	305	308	V
3	* 2.39	37.56	RMS	32.1	-20.6	.12	49.06	54	-4.82	-	-	305	308	V

* - indicates frequency in CFR47 Pt 15 / IC RSS-Restricted Band
Pk - Peak detector
RMS - RMS detection

This report shall not be reproduced except in full, without the written approval of UL Verification Services Inc.

RESTRICTED BANDEDGE (LOW CHANNEL, CH 4)

LOW CHANNEL RESTRICTED, HORIZONTAL

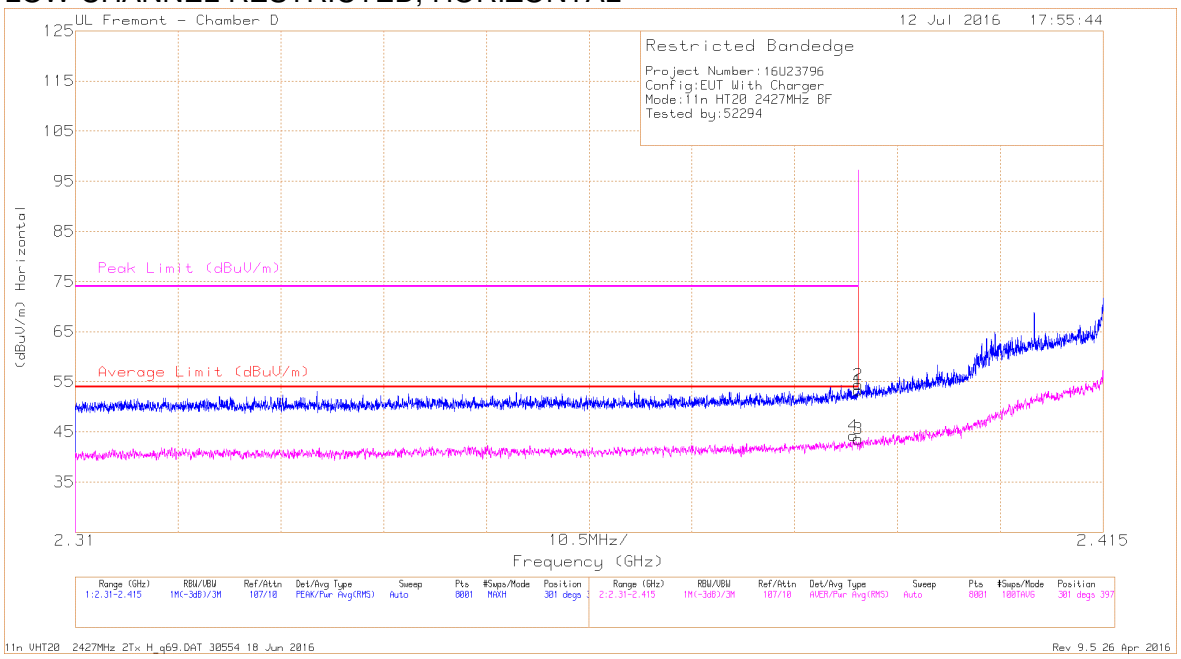

DATA

Marker	Frequency (GHz)	Meter Reading (dBuV)	Det	AF T712 (dB/m)	Amp/Cbl/Fltr/Pad (dB)	DC Corr (dB)	Corrected Reading (dBuV/m)	Average Limit (dBuV/m)	Margin (dB)	Peak Limit (dBuV/m)	PK Margin (dB)	Azimuth (Degs)	Height (cm)	Polarity
4	* 2.389	31.76	RMS	32.1	-20.6	.12	43.26	54	-10.62	-	-	301	397	H
1	* 2.39	41.8	Pk	32.1	-20.6		53.3	-	-	74	-20.7	301	397	H
2	* 2.39	42.89	Pk	32.1	-20.6		54.39	-	-	74	-19.61	301	397	H
3	* 2.39	31.11	RMS	32.1	-20.6	.12	42.61	54	-11.27	-	-	301	397	H

* - indicates frequency in CFR47 Pt 15 / IC RSS-Restricted Band
Pk - Peak detector
RMS - RMS detection

This report shall not be reproduced except in full, without the written approval of UL Verification Services Inc.

LOW CHANNEL RESTRICTED, VERTICAL

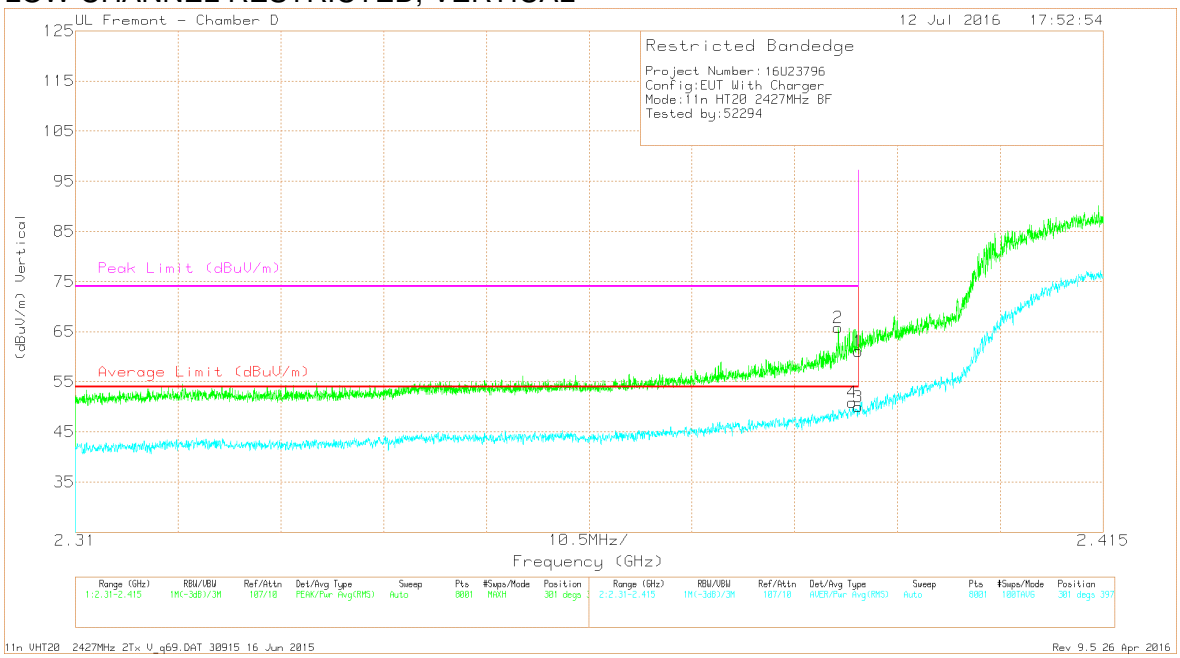

DATA

Marker	Frequency (GHz)	Meter Reading (dBuV)	Det	AF T712 (dB/m)	Amp/Cbl/Fltr/Pad (dB)	DC Corr (dB)	Corrected Reading (dBuV/m)	Average Limit (dBuV/m)	Margin (dB)	Peak Limit (dBuV/m)	PK Margin (dB)	Azimuth (Degs)	Height (cm)	Polarity
2	* 2.388	54.31	Pk	32.1	-20.6		65.81	-	-	74	-8.19	301	397	V
4	* 2.389	38.4	RMS	32.1	-20.6	.12	49.9	54	-3.98	-	-	301	397	V
1	* 2.39	49.61	Pk	32.1	-20.6		61.11	-	-	74	-12.89	301	397	V
3	* 2.39	37.51	RMS	32.1	-20.6	.12	49.01	54	-4.87	-	-	301	397	V

* - indicates frequency in CFR47 Pt 15 / IC RSS-Restricted Band
Pk - Peak detector
RMS - RMS detection

This report shall not be reproduced except in full, without the written approval of UL Verification Services Inc.

RESTRICTED BANDEDGE (LOW CHANNEL, CH 5)

LOW CHANNEL RESTRICTED, HORIZONTAL

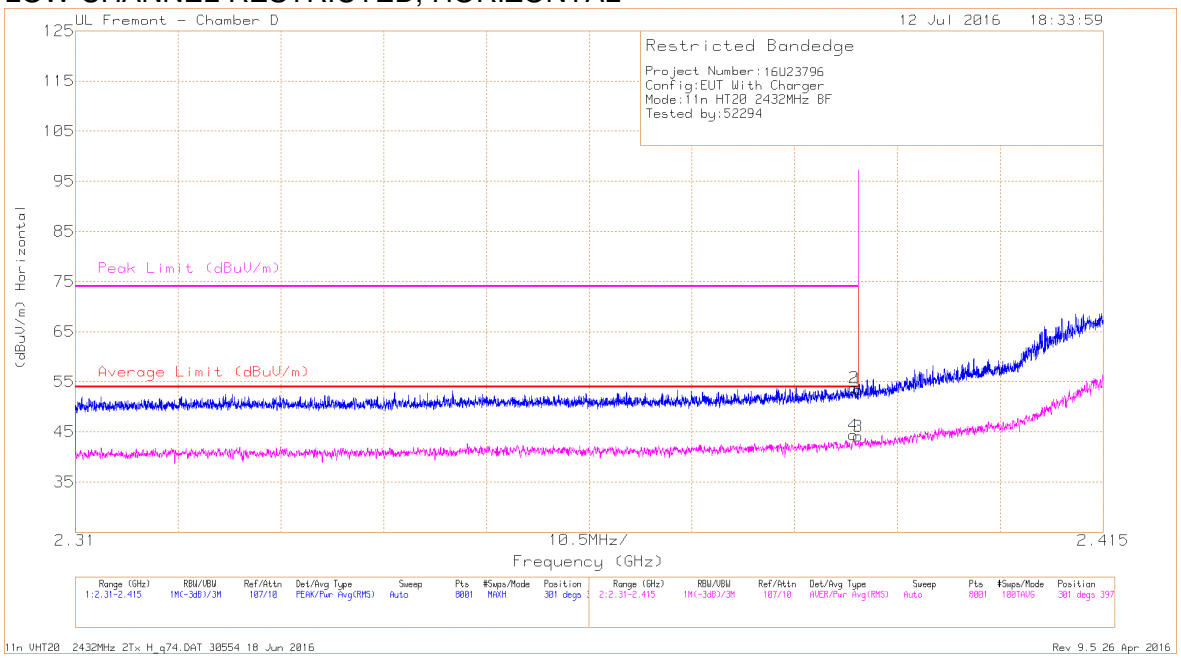

DATA

Marker	Frequency (GHz)	Meter Reading (dBuV)	Det	AF T712 (dB/m)	Amp/Cbl/Fltr/Pad (dB)	DC Corr (dB)	Corrected Reading (dBuV/m)	Average Limit (dBuV/m)	Margin (dB)	Peak Limit (dBuV/m)	PK Margin (dB)	Azimuth (Degs)	Height (cm)	Polarity
4	* 2.389	31.89	RMS	32.1	-20.6	.12	43.39	54	-10.49	-	-	301	397	H
1	* 2.39	42	Pk	32.1	-20.6		53.5	-	-	74	-20.5	301	397	H
2	* 2.39	42.32	Pk	32.1	-20.6		53.82	-	-	74	-20.18	301	397	H
3	* 2.39	31.62	RMS	32.1	-20.6	.12	43.12	54	-10.76	-	-	301	397	H

* - indicates frequency in CFR47 Pt 15 / IC RSS-Restricted Band
Pk - Peak detector
RMS - RMS detection

This report shall not be reproduced except in full, without the written approval of UL Verification Services Inc.

LOW CHANNEL RESTRICTED, VERTICAL

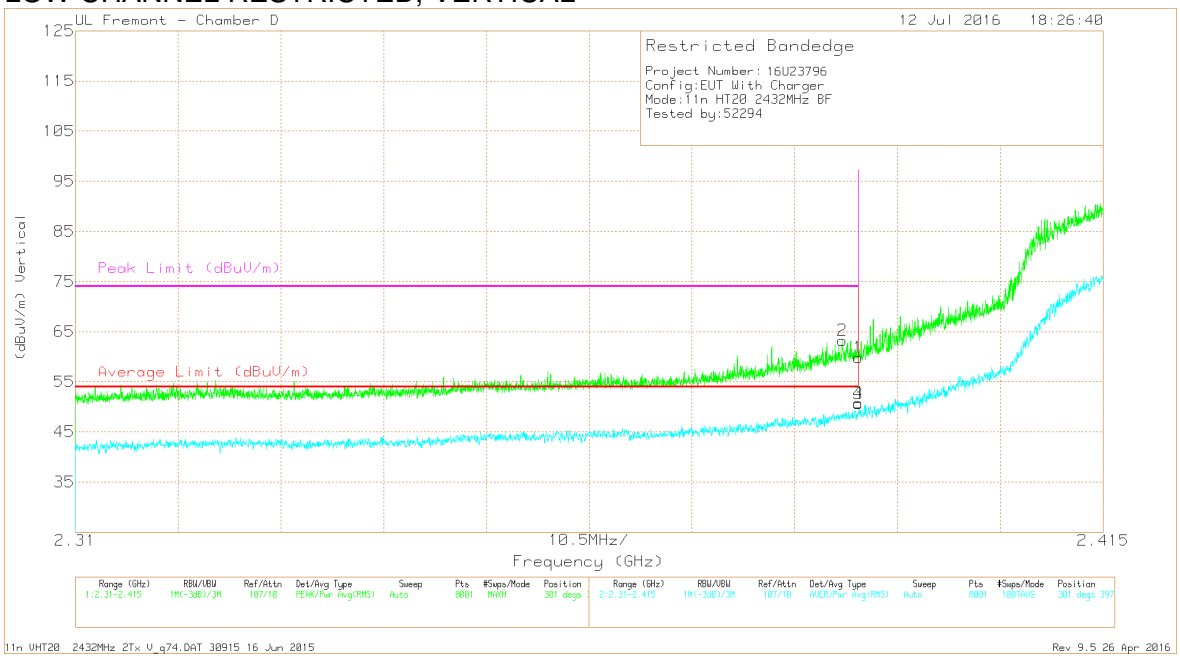

DATA

Marker	Frequency (GHz)	Meter Reading (dBuV)	Det	AF T712 (dB/m)	Amp/Cbl/Fltr/Pad (dB)	DC Corr (dB)	Corrected Reading (dBuV/m)	Average Limit (dBuV/m)	Margin (dB)	Peak Limit (dBuV/m)	PK Margin (dB)	Azimuth (Degs)	Height (cm)	Polarity
2	* 2.388	51.75	Pk	32.1	-20.6		63.25	-	-	74	-10.75	301	397	V
1	* 2.39	48.33	Pk	32.1	-20.6		59.83	-	-	74	-14.17	301	397	V
3	* 2.39	38.16	RMS	32.1	-20.6	.12	49.66	54	-4.22	-	-	301	397	V
4	* 2.39	38.28	RMS	32.1	-20.6	.12	49.78	54	-4.10	-	-	301	397	V

* - indicates frequency in CFR47 Pt 15 / IC RSS-Restricted Band
Pk - Peak detector
RMS - RMS detection

This report shall not be reproduced except in full, without the written approval of UL Verification Services Inc.

RESTRICTED BANDEDGE (HIGH CHANNEL, CH 7)

HIGH CHANNEL RESTRICTED, HORIZONTAL

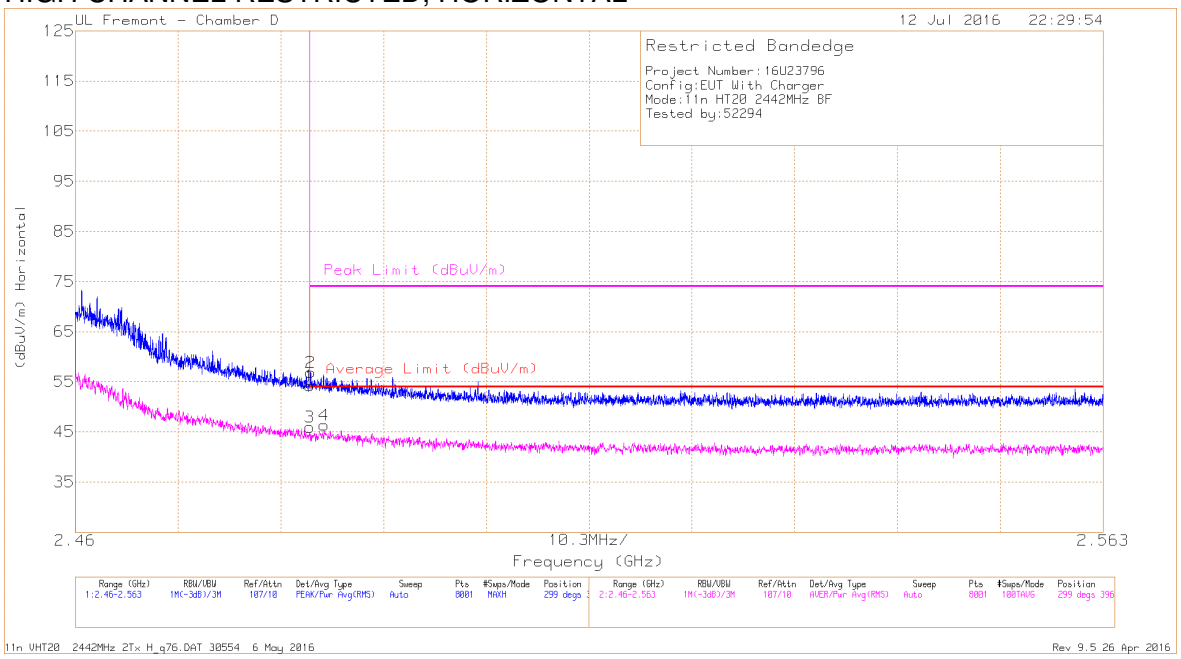

DATA

Marker	Frequency (GHz)	Meter Reading (dBuV)	Det	AF T712 (dB/m)	Amp/Cbl/Fltr/Pad (dB)	DC Corr (dB)	Corrected Reading (dBuV/m)	Average Limit (dBuV/m)	Margin (dB)	Peak Limit (dBuV/m)	PK Margin (dB)	Azimuth (Degs)	Height (cm)	Polarity
1	* 2.484	42.36	Pk	32.3	-20.5		54.16	-	-	74	-19.84	299	396	H
2	* 2.484	45.04	Pk	32.3	-20.5		56.84	-	-	74	-17.16	299	396	H
3	* 2.484	33.13	RMS	32.3	-20.5	.12	44.93	54	-8.95	-	-	299	396	H
4	* 2.485	33.64	RMS	32.3	-20.6	.12	45.34	54	-8.54	-	-	299	396	H

* - indicates frequency in CFR47 Pt 15 / IC RSS-Restricted Band
Pk - Peak detector
RMS - RMS detection

This report shall not be reproduced except in full, without the written approval of UL Verification Services Inc.

HIGH CHANNEL RESTRICTED, VERTICAL

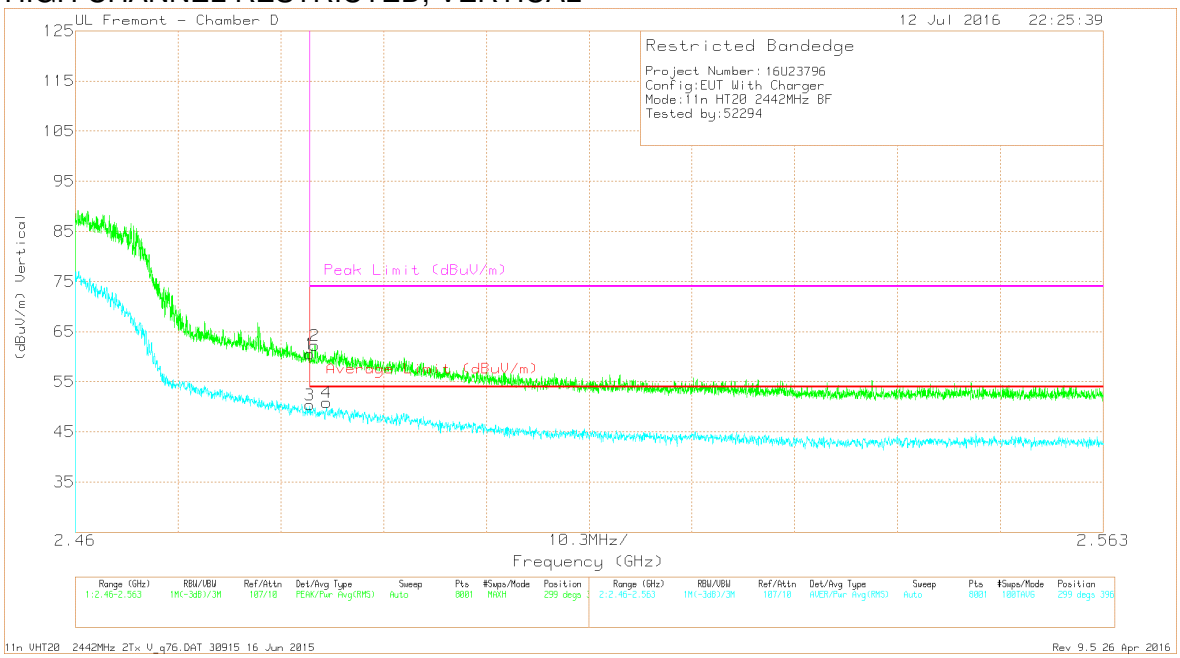

DATA

Marker	Frequency (GHz)	Meter Reading (dBuV)	Det	AF T712 (dB/m)	Amp/Cbl/Fltr/Pad (dB)	DC Corr (dB)	Corrected Reading (dBuV/m)	Average Limit (dBuV/m)	Margin (dB)	Peak Limit (dBuV/m)	PK Margin (dB)	Azimuth (Degs)	Height (cm)	Polarity
1	* 2.484	48.72	Pk	32.3	-20.5		60.52	-	-	74	-13.48	299	396	V
2	* 2.484	50.46	Pk	32.3	-20.5		62.26	-	-	74	-11.74	299	396	V
3	* 2.484	37.59	RMS	32.3	-20.5	.12	49.39	54	-4.49	-	-	299	396	V
4	* 2.485	38.16	RMS	32.3	-20.6	.12	49.86	54	-4.02	-	-	299	396	V

* - indicates frequency in CFR47 Pt 15 / IC RSS-Restricted Band
Pk - Peak detector
RMS - RMS detection

This report shall not be reproduced except in full, without the written approval of UL Verification Services Inc.

RESTRICTED BANDEDGE (HIGH CHANNEL, CH 8)

HIGH CHANNEL RESTRICTED, HORIZONTAL

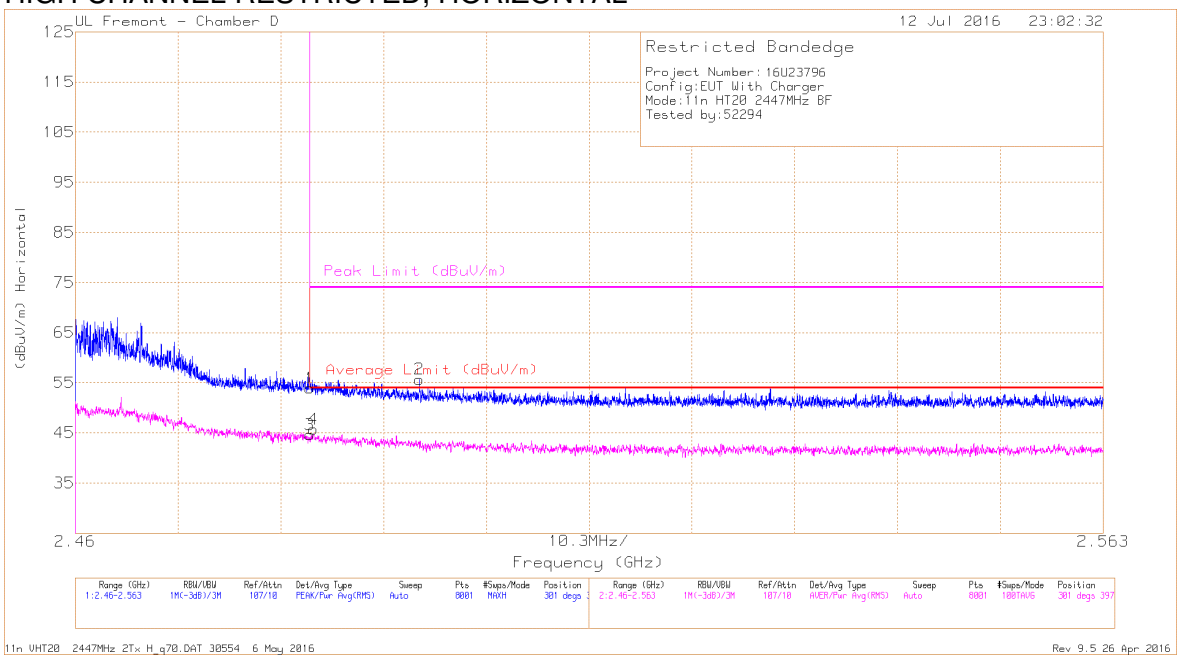

DATA

Marker	Frequency (GHz)	Meter Reading (dBuV)	Det	AF T712 (dB/m)	Amp/Cbl/Fltr/Pad (dB)	DC Corr (dB)	Corrected Reading (dBuV/m)	Average Limit (dBuV/m)	Margin (dB)	Peak Limit (dBuV/m)	PK Margin (dB)	Azimuth (Degs)	Height (cm)	Polarity
1	* 2.484	42.11	Pk	32.3	-20.5		53.91	-	-	74	-20.09	301	397	H
3	* 2.484	31.83	RMS	32.3	-20.5	.12	43.63	54	-10.25	-	-	301	397	H
4	* 2.484	32.93	RMS	32.3	-20.5	.12	44.73	54	-9.15	-	-	301	397	H
2	* 2.494	43.91	Pk	32.3	-20.5		55.71	-	-	74	-18.29	301	397	H

* - indicates frequency in CFR47 Pt 15 / IC RSS-Restricted Band
Pk - Peak detector
RMS - RMS detection

This report shall not be reproduced except in full, without the written approval of UL Verification Services Inc.

HIGH CHANNEL RESTRICTED, VERTICAL

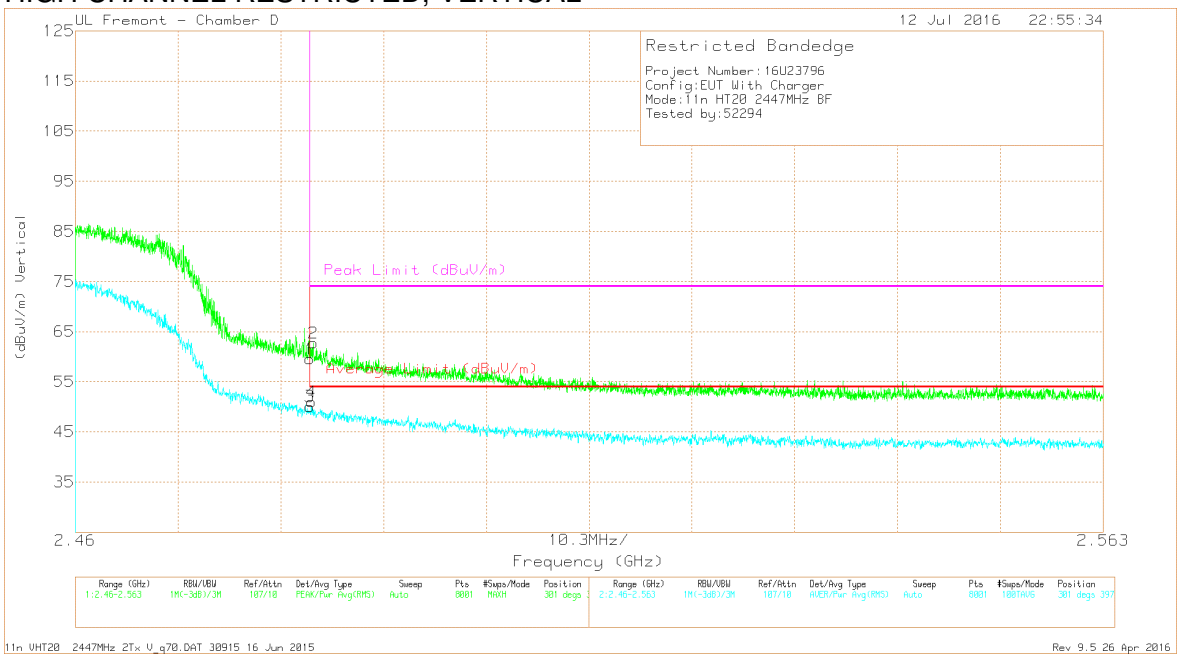

DATA

Marker	Frequency (GHz)	Meter Reading (dBuV)	Det	AF T712 (dB/m)	Amp/Cbl/Fltr/Pad (dB)	DC Corr (dB)	Corrected Reading (dBuV/m)	Average Limit (dBuV/m)	Margin (dB)	Peak Limit (dBuV/m)	PK Margin (dB)	Azimuth (Degs)	Height (cm)	Polarity
1	* 2.484	47.76	Pk	32.3	-20.5		59.56	-	-	74	-14.44	301	397	V
2	* 2.484	50.93	Pk	32.3	-20.5		62.73	-	-	74	-11.27	301	397	V
3	* 2.484	37.25	RMS	32.3	-20.5	.12	49.05	54	-4.83	-	-	301	397	V
4	* 2.484	38.17	RMS	32.3	-20.5	.12	49.97	54	-3.91	-	-	301	397	V

* - indicates frequency in CFR47 Pt 15 / IC RSS-Restricted Band
Pk - Peak detector
RMS - RMS detection

This report shall not be reproduced except in full, without the written approval of UL Verification Services Inc.

AUTHORIZED BANDEDGE (HIGH CHANNEL, CH 9)

HIGH CHANNEL BANDEDGE, HORIZONTAL

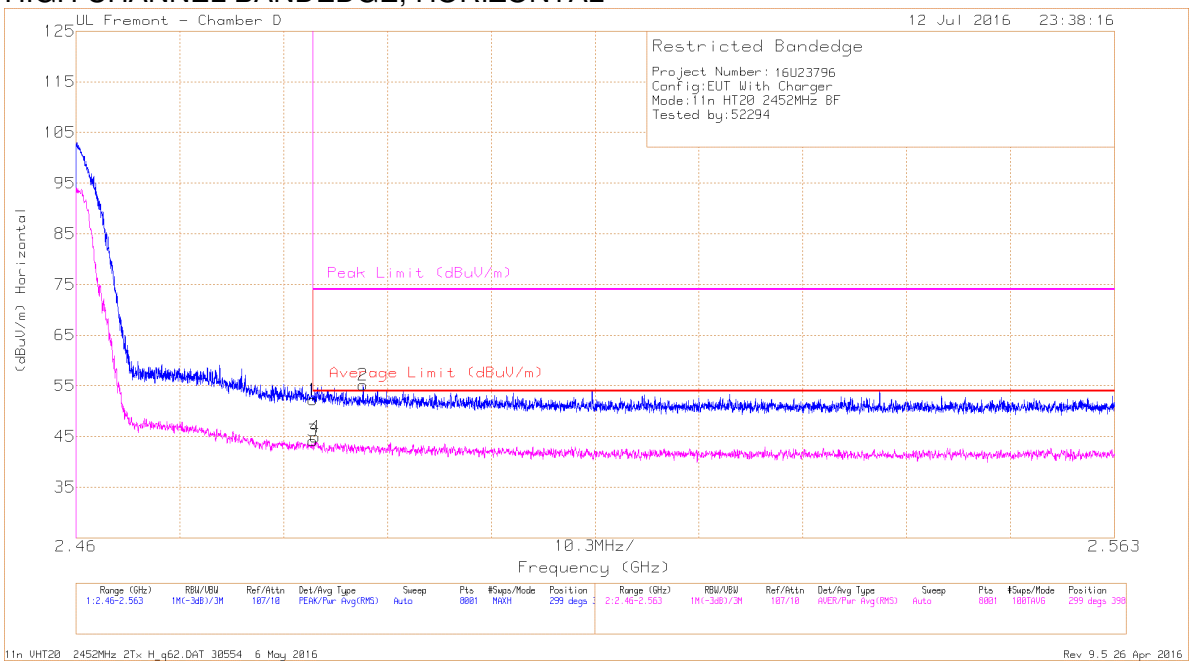

DATA

Marker	Frequency (GHz)	Meter Reading (dBuV)	Det	AF T712 (dB/m)	Amp/Cbl/Fltr/Pad (dB)	DC Corr (dB)	Corrected Reading (dBuV/m)	Average Limit (dBuV/m)	Margin (dB)	Peak Limit (dBuV/m)	PK Margin (dB)	Azimuth (Degs)	Height (cm)	Polarity
1	* 2.484	40.47	Pk	32.3	-20.5		52.27	-	-	74	-21.73	299	398	H
3	* 2.484	31.38	RMS	32.3	-20.5	.12	43.18	54	-10.70	-	-	299	398	H
4	* 2.484	32.1	RMS	32.3	-20.5	.12	43.9	54	-9.98	-	-	299	398	H
2	* 2.488	43.48	Pk	32.3	-20.6		55.18	-	-	74	-18.82	299	398	H

* - indicates frequency in CFR47 Pt 15 / IC RSS-Restricted Band
Pk - Peak detector
RMS - RMS detection

This report shall not be reproduced except in full, without the written approval of UL Verification Services Inc.

HIGH CHANNEL BANDEDGE, VERTICAL

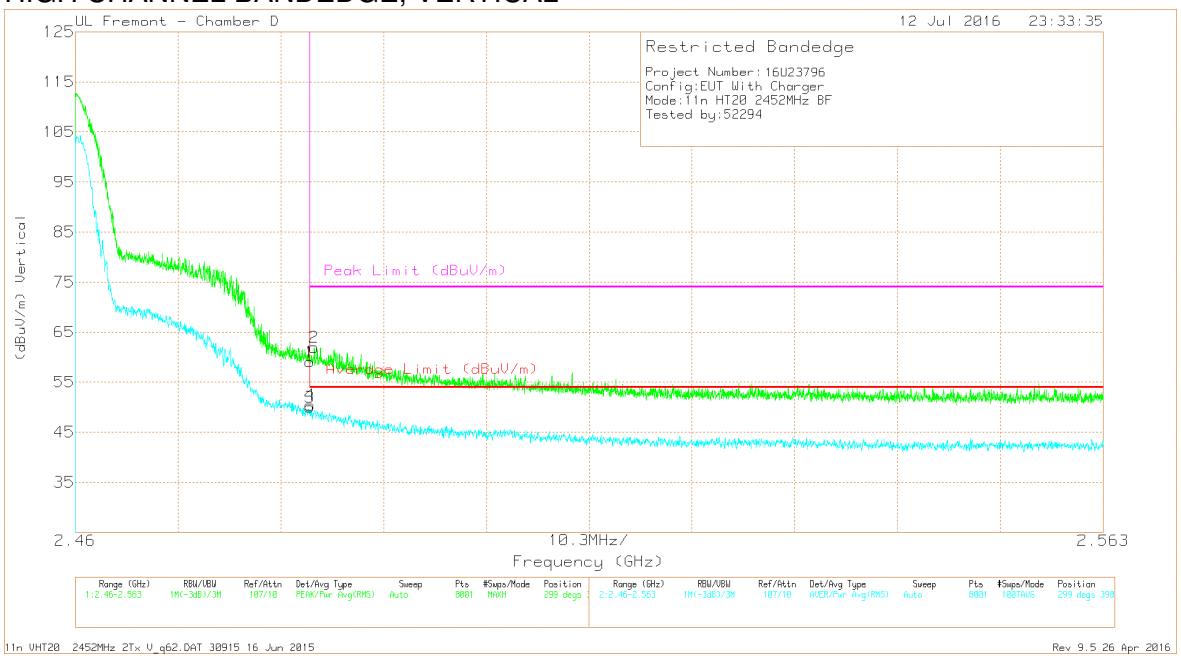

DATA

Marker	Frequency (GHz)	Meter Reading (dBuV)	Det	AF T712 (dB/m)	Amp/Cbl/Fltr/Pad (dB)	DC Corr (dB)	Corrected Reading (dBuV/m)	Average Limit (dBuV/m)	Margin (dB)	Peak Limit (dBuV/m)	PK Margin (dB)	Azimuth (Degs)	Height (cm)	Polarity
1	* 2.484	47.27	Pk	32.3	-20.5		59.07	-	-	74	-14.93	299	398	V
2	* 2.484	50.16	Pk	32.3	-20.5		61.96	-	-	74	-12.04	299	398	V
3	* 2.484	37.21	RMS	32.3	-20.5	.12	49.01	54	-4.87	-	-	299	398	V
4	* 2.484	37.63	RMS	32.3	-20.5	.12	49.43	54	-4.45	-	-	299	398	V

* - indicates frequency in CFR47 Pt 15 / IC RSS-Restricted Band
Pk - Peak detector
RMS - RMS detection

This report shall not be reproduced except in full, without the written approval of UL Verification Services Inc.

RESTRICTED BANDEDGE (HIGH CHANNEL, CH 10)

HIGH CHANNEL BANDEDGE, HORIZONTAL

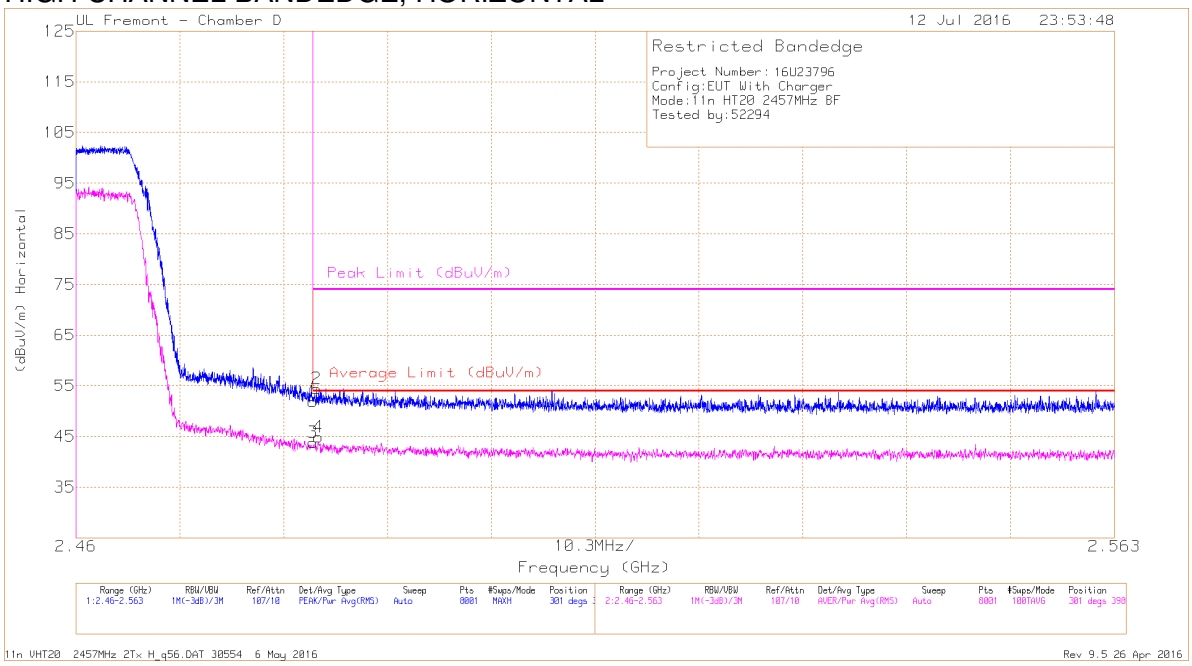

DATA

Marker	Frequency (GHz)	Meter Reading (dBuV)	Det	AF T712 (dB/m)	Amp/Cbl/Fltr/Pad (dB)	DC Corr (dB)	Corrected Reading (dBuV/m)	Average Limit (dBuV/m)	Margin (dB)	Peak Limit (dBuV/m)	PK Margin (dB)	Azimuth (Degs)	Height (cm)	Polarity
1	* 2.484	40.08	Pk	32.3	-20.5		51.88	-	-	74	-22.12	301	398	H
2	* 2.484	42.66	Pk	32.3	-20.5		54.46	-	-	74	-19.54	301	398	H
3	* 2.484	31.02	RMS	32.3	-20.5	.12	42.82	54	-11.06	-	-	301	398	H
4	* 2.484	32.1	RMS	32.3	-20.5	.12	43.9	54	-9.98	-	-	301	398	H

* - indicates frequency in CFR47 Pt 15 / IC RSS-Restricted Band
Pk - Peak detector
RMS - RMS detection

This report shall not be reproduced except in full, without the written approval of UL Verification Services Inc.

HIGH CHANNEL BANDEDGE, VERTICAL

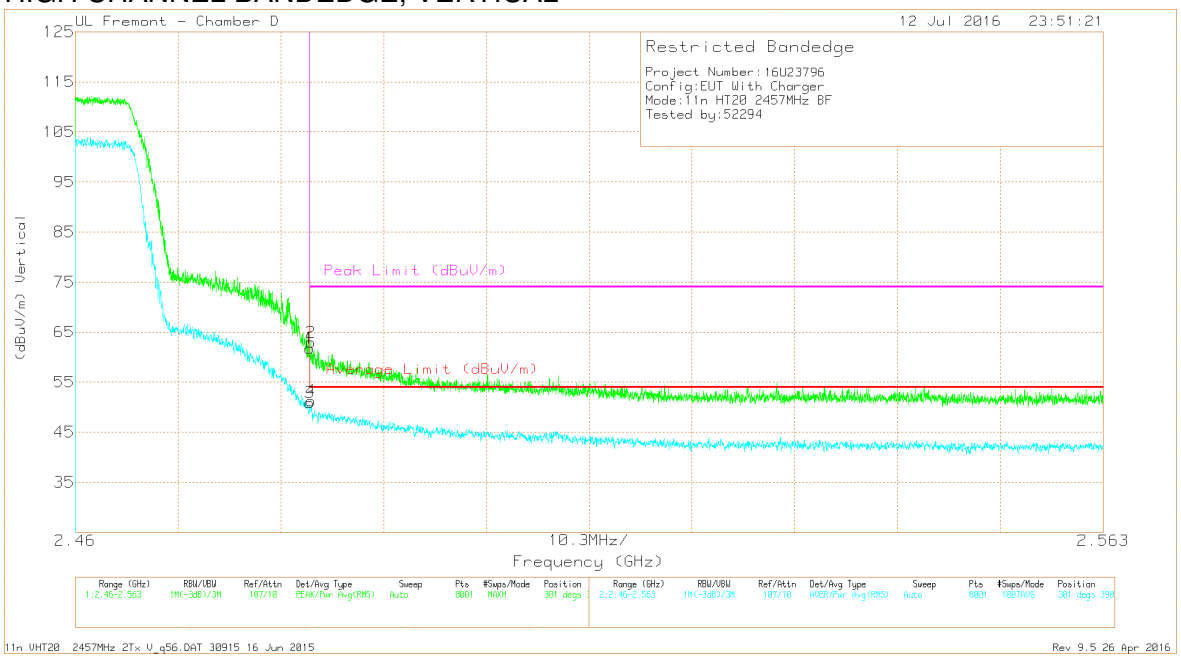

DATA

Marker	Frequency (GHz)	Meter Reading (dBuV)	Det	AF T712 (dB/m)	Amp/Cbl/Fltr/Pad (dB)	DC Corr (dB)	Corrected Reading (dBuV/m)	Average Limit (dBuV/m)	Margin (dB)	Peak Limit (dBuV/m)	PK Margin (dB)	Azimuth (Degs)	Height (cm)	Polarity
1	* 2.484	50.01	Pk	32.3	-20.5		61.81	-	-	74	-12.19	301	398	V
2	* 2.484	51.17	Pk	32.3	-20.5		62.97	-	-	74	-11.03	301	398	V
3	* 2.484	38.13	RMS	32.3	-20.5	.12	49.93	54	-3.95	-	-	301	398	V
4	* 2.484	38.46	RMS	32.3	-20.5	.12	50.26	54	-3.62	-	-	301	398	V

* - indicates frequency in CFR47 Pt 15 / IC RSS-Restricted Band
Pk - Peak detector
RMS - RMS detection

This report shall not be reproduced except in full, without the written approval of UL Verification Services Inc.

RESTRICTED BANDEDGE (HIGH CHANNEL, CH 11)

HIGH CHANNEL BANDEDGE, HORIZONTAL

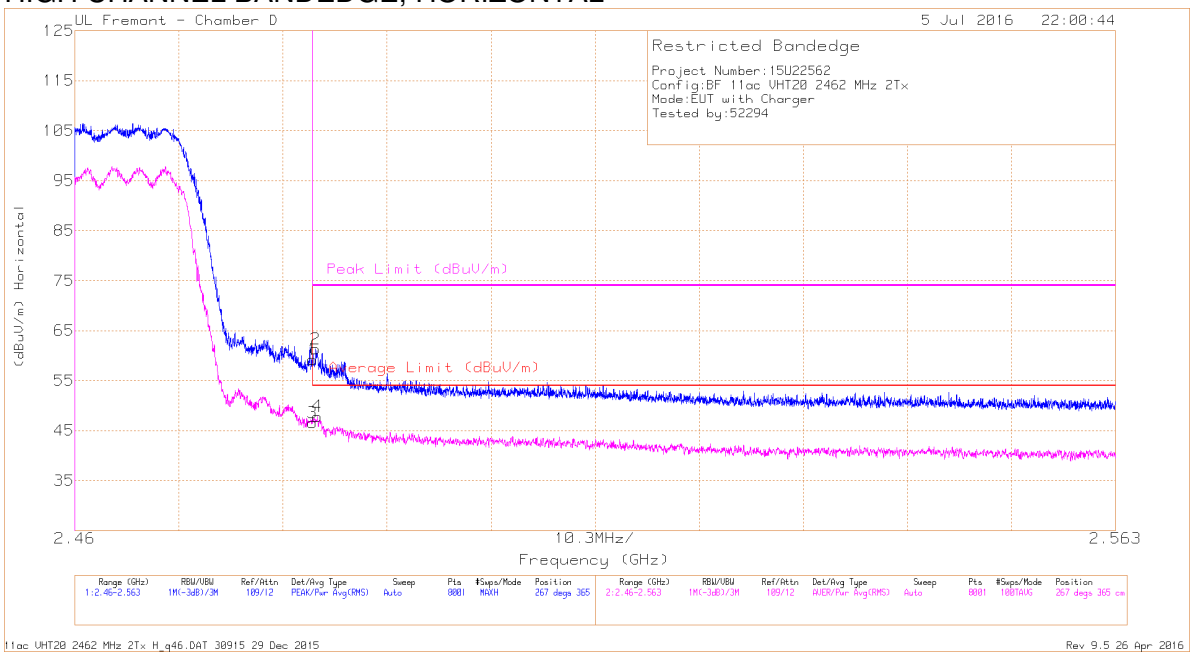

DATA

Marker	Frequency (GHz)	Meter Reading (dBuV)	Det	AF T711 (dB/m)	Amp/Cbl/Fltr/Pad (dB)	DC Corr (dB)	Corrected Reading (dBuV/m)	Average Limit (dBuV/m)	Margin (dB)	Peak Limit (dBuV/m)	PK Margin (dB)	Azimuth (Degs)	Height (cm)	Polarity
1	* 2.484	46.88	Pk	32.3	-20		59.18	-	-	74	-14.82	267	365	H
2	* 2.484	49	Pk	32.3	-20		61.3	-	-	74	-12.7	267	365	H
3	* 2.484	34.09	RMS	32.3	-20	.12	46.39	54	-7.49	-	-	267	365	H
4	* 2.484	35.45	RMS	32.3	-20	.12	47.75	54	-6.13	-	-	267	365	H

* - indicates frequency in CFR47 Pt 15 / IC RSS-Restricted Band
Pk - Peak detector
RMS - RMS detection

This report shall not be reproduced except in full, without the written approval of UL Verification Services Inc.

HIGH CHANNEL BANDEDGE, VERTICAL

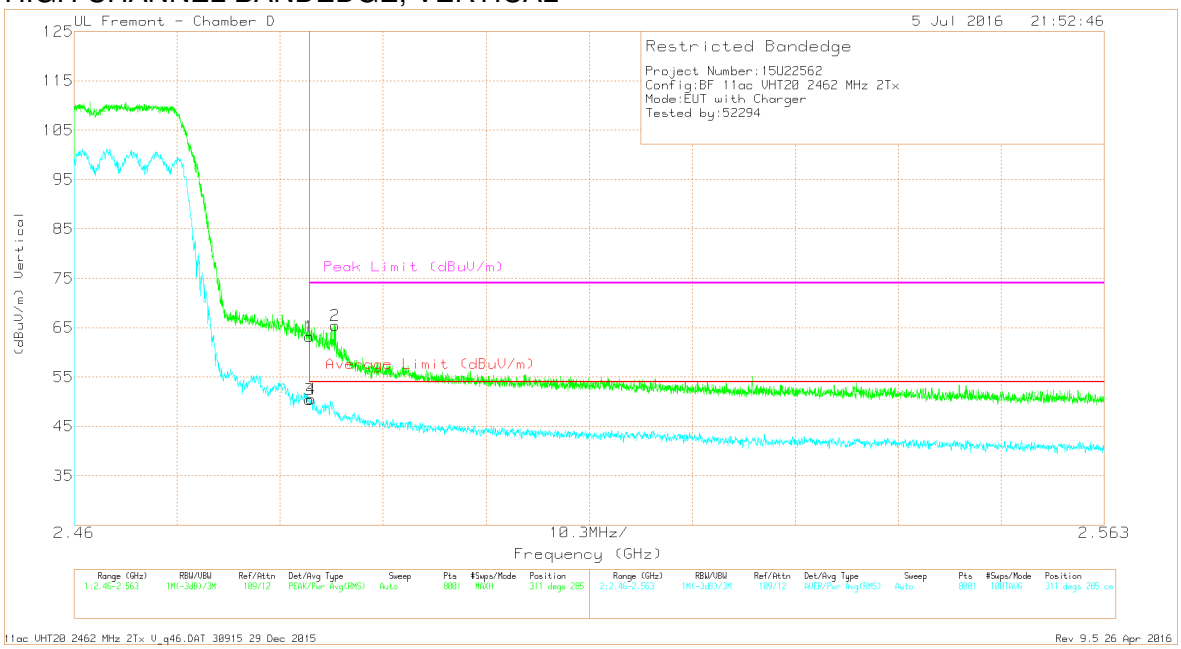

DATA

Marker	Frequency (GHz)	Meter Reading (dBuV)	Det	AF T711 (dB/m)	Amp/Cbl/Fltr/Pad (dB)	DC Corr (dB)	Corrected Reading (dBuV/m)	Average Limit (dBuV/m)	Margin (dB)	Peak Limit (dBuV/m)	PK Margin (dB)	Azimuth (Degs)	Height (cm)	Polarity
1	* 2.484	50.95	Pk	32.3	-20		63.25	-	-	74	-10.75	311	285	V
2	* 2.486	53.28	Pk	32.3	-20.1		65.48	-	-	74	-8.52	311	285	V
3	* 2.484	38.01	RMS	32.3	-20	.12	50.31	54	-3.57	-	-	311	285	V
4	* 2.484	38.16	RMS	32.3	-20	.12	50.46	54	-3.42	-	-	311	285	V

* - indicates frequency in CFR47 Pt 15 / IC RSS-Restricted Band
Pk - Peak detector
RMS - RMS detection

This report shall not be reproduced except in full, without the written approval of UL Verification Services Inc.

RESTRICTED BANDEDGE (HIGH CHANNEL, CH 12)

HIGH CHANNEL BANDEDGE, HORIZONTAL

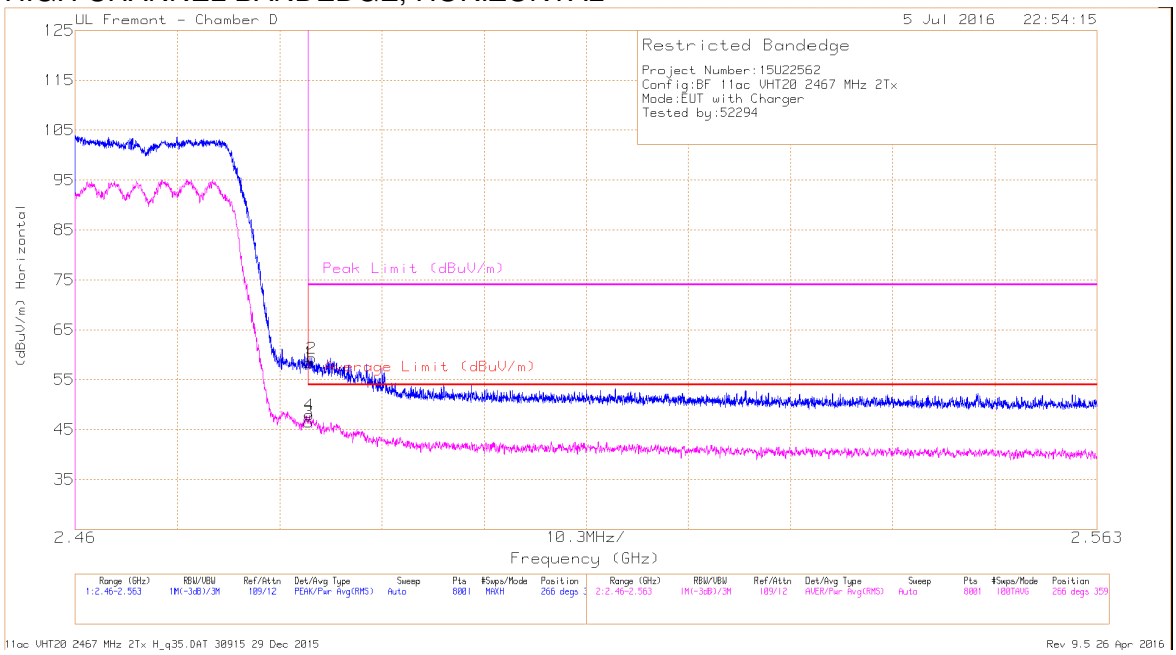

DATA

Marker	Frequency (GHz)	Meter Reading (dBuV)	Det	AF T711 (dB/m)	Amp/Cbl/Fltr/Pad (dB)	DC Corr (dB)	Corrected Reading (dBuV/m)	Average Limit (dBuV/m)	Margin (dB)	Peak Limit (dBuV/m)	PK Margin (dB)	Azimuth (Degs)	Height (cm)	Polarity
1	* 2.484	46.06	Pk	32.3	-20		58.36	-	-	74	-15.64	266	359	H
2	* 2.484	47.01	Pk	32.3	-20		59.31	-	-	74	-14.69	266	359	H
3	* 2.484	34.1	RMS	32.3	-20	.12	46.4	54	-7.48	-	-	266	359	H
4	* 2.484	35.51	RMS	32.3	-20	.12	47.81	54	-6.07	-	-	266	359	H

* - indicates frequency in CFR47 Pt 15 / IC RSS-Restricted Band
Pk - Peak detector
RMS - RMS detection

This report shall not be reproduced except in full, without the written approval of UL Verification Services Inc.

HIGH CHANNEL BANDEDGE, VERTICAL

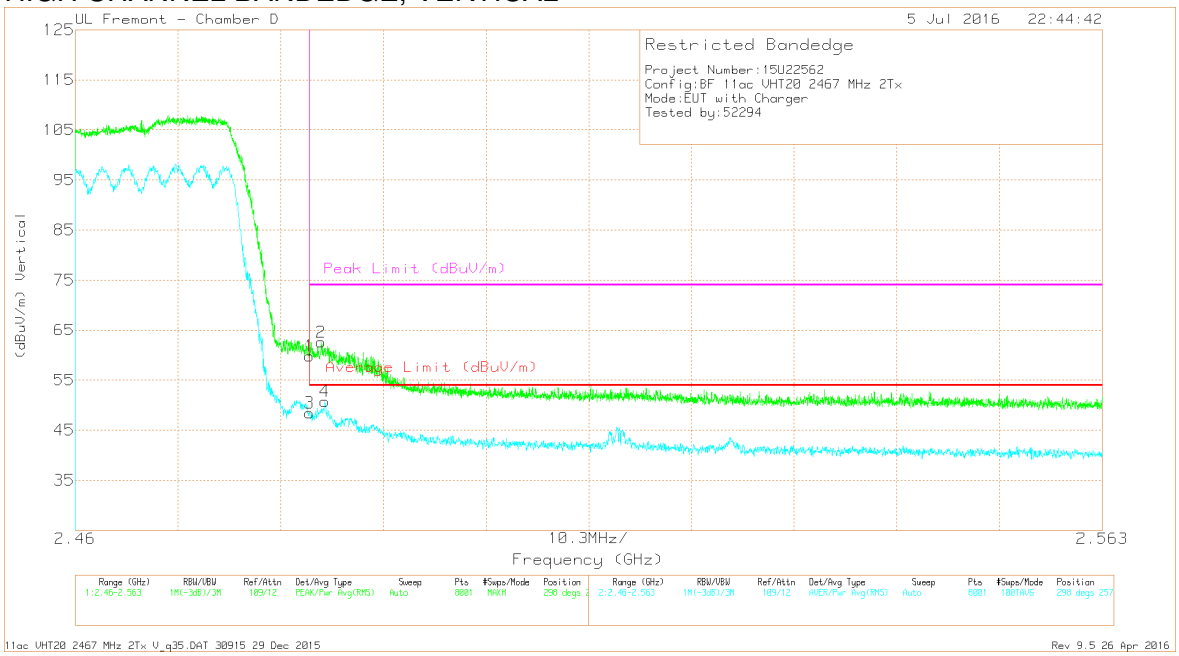

DATA

Marker	Frequency (GHz)	Meter Reading (dBuV)	Det	AF T711 (dB/m)	Amp/Cbl/Fltr/Pad (dB)	DC Corr (dB)	Corrected Reading (dBuV/m)	Average Limit (dBuV/m)	Margin (dB)	Peak Limit (dBuV/m)	PK Margin (dB)	Azimuth (Degs)	Height (cm)	Polarity
1	* 2.484	47.53	Pk	32.3	-20		59.83	-	-	74	-14.17	298	257	V
2	* 2.485	50.29	Pk	32.3	-20		62.59	-	-	74	-11.41	298	257	V
3	* 2.484	36.06	RMS	32.3	-20	.12	48.36	54	-5.52	-	-	298	257	V
4	* 2.485	38.47	RMS	32.3	-20.1	.12	50.67	54	-3.21	-	-	298	257	V

* - indicates frequency in CFR47 Pt 15 / IC RSS-Restricted Band
Pk - Peak detector
RMS - RMS detection

This report shall not be reproduced except in full, without the written approval of UL Verification Services Inc.

RESTRICTED BANDEDGE (HIGH CHANNEL, CH 13)

HIGH CHANNEL BANDEDGE, HORIZONTAL

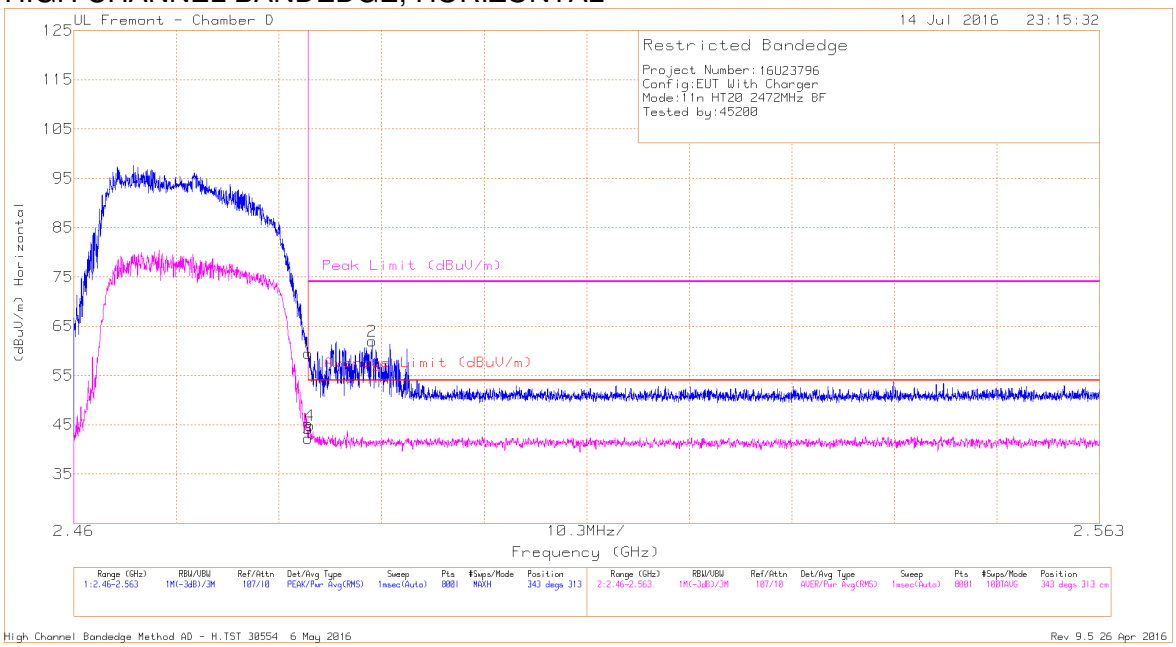

DATA

Marker	Frequency (GHz)	Meter Reading (dBuV)	Det	AF T712 (dB/m)	Amp/Cbl/Fltr/Pad (dB)	DC Corr (dB)	Corrected Reading (dBuV/m)	Average Limit (dBuV/m)	Margin (dB)	Peak Limit (dBuV/m)	PK Margin (dB)	Azimuth (Degs)	Height (cm)	Polarity
1	* 2.484	47.64	Pk	32.3	-20.5		59.44	-	-	74	-14.56	343	313	H
3	* 2.484	30.47	RMS	32.3	-20.5	.12	42.27	54	-11.61	-	-	343	313	H
4	* 2.484	33	RMS	32.3	-20.5	.12	44.8	54	-9.08	-	-	343	313	H
2	* 2.49	50.21	Pk	32.3	-20.6		61.91	-	-	74	-12.09	343	313	H

* - indicates frequency in CFR47 Pt 15 / IC RSS-Restricted Band
Pk - Peak detector
RMS - RMS detection

This report shall not be reproduced except in full, without the written approval of UL Verification Services Inc.

HIGH CHANNEL BANDEDGE, VERTICAL

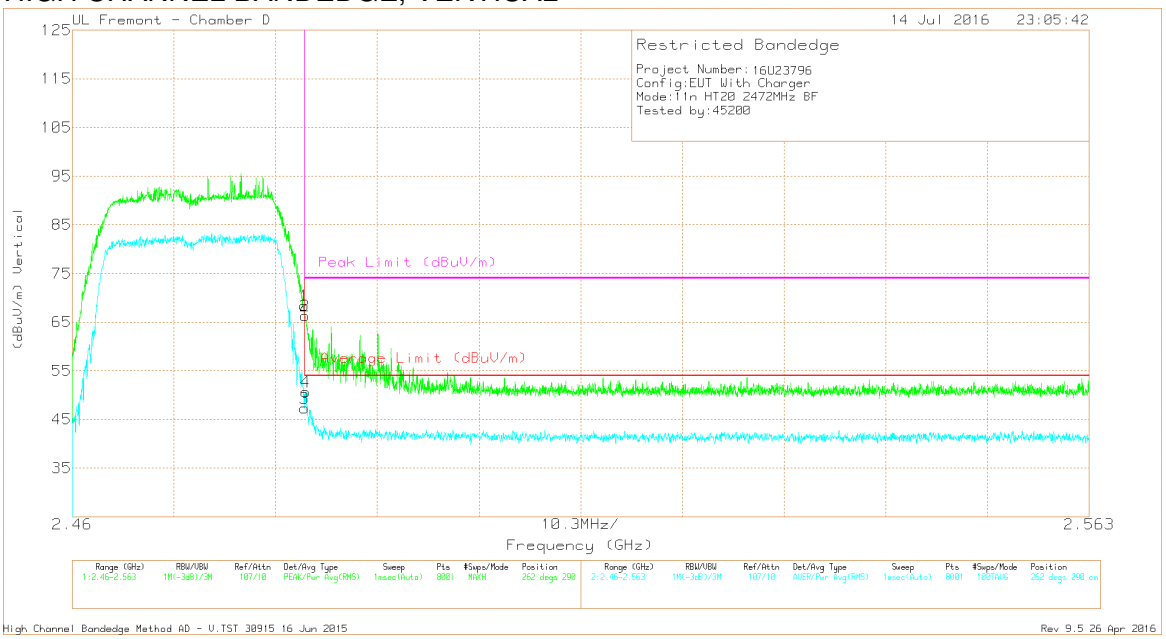

DATA

Marker	Frequency (GHz)	Meter Reading (dBuV)	Det	AF T712 (dB/m)	Amp/Cbl/Fltr/Pad (dB)	DC Corr (dB)	Corrected Reading (dBuV/m)	Average Limit (dBuV/m)	Margin (dB)	Peak Limit (dBuV/m)	PK Margin (dB)	Azimuth (Degs)	Height (cm)	Polarity
1	* 2.484	56.66	Pk	32.3	-20.5		68.46	-	-	74	-5.54	262	290	V
2	* 2.484	54.56	Pk	32.3	-20.5		66.36	-	-	74	-7.64	262	290	V
3	* 2.484	35.51	RMS	32.3	-20.5	.12	47.31	54	-6.57	-	-	262	290	V
4	* 2.484	38.84	RMS	32.3	-20.5	.12	50.64	54	-3.24	-	-	262	290	V

* - indicates frequency in CFR47 Pt 15 / IC RSS-Restricted Band
Pk - Peak detector
RMS - RMS detection

This report shall not be reproduced except in full, without the written approval of UL Verification Services Inc.

HARMONICS AND SPURIOUS EMISSIONS (LOW CHANNEL, CH 1)

LOW CHANNEL HORIZONTAL

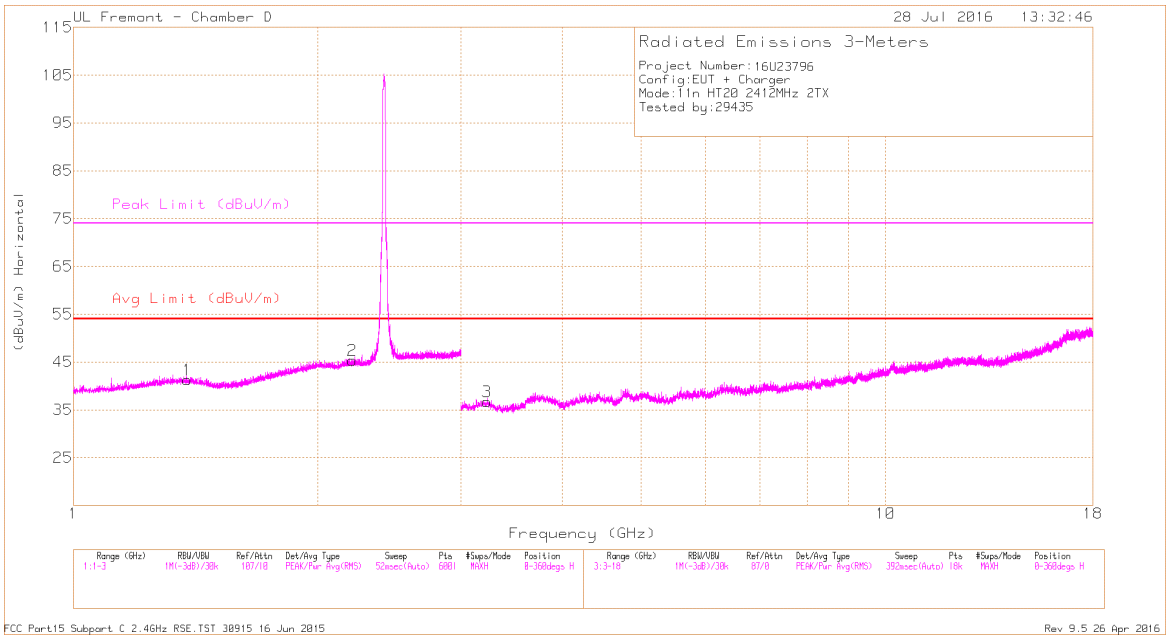

LOW CHANNEL VERTICAL

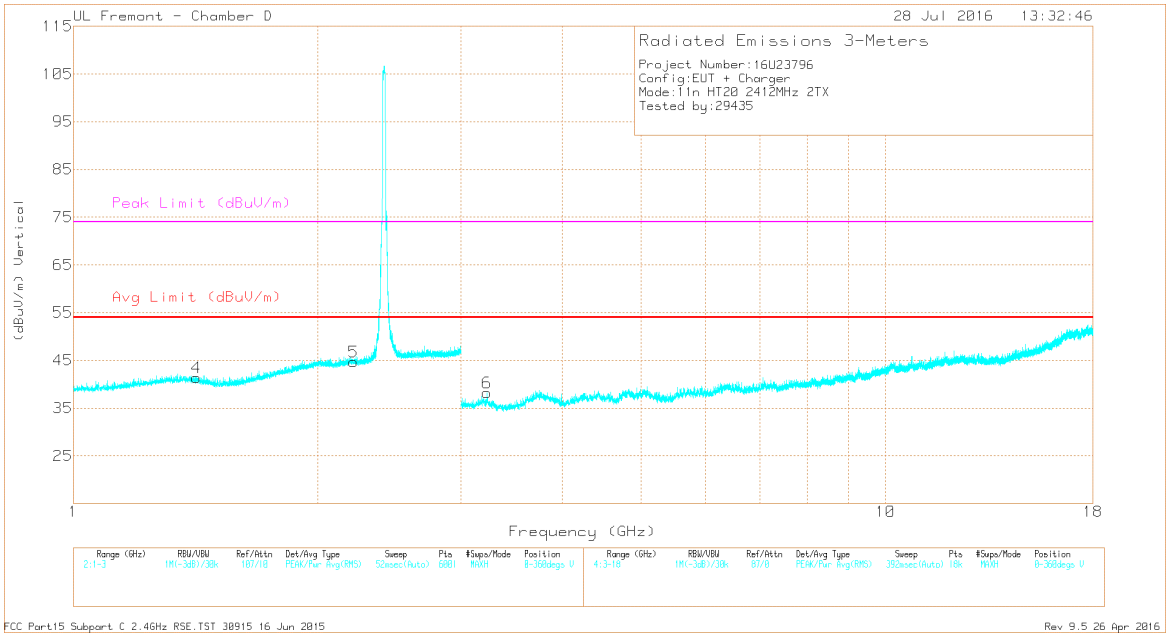

This report shall not be reproduced except in full, without the written approval of UL Verification Services Inc.

DATA

Marker	Frequency (GHz)	Meter Reading (dBuV)	Det	AF T712 (dB/m)	Amp/Cbl/Fltr/Pad (dB)	DC Corr (dB)	Corrected Reading (dBuV/m)	Avg Limit (dBuV/m)	Margin (dB)	Peak Limit (dBuV/m)	PK Margin (dB)	Azimuth (Degs)	Height (cm)	Polarity
1	* 1.38	41.89	PK2	29	-22	0	48.89	-	-	74	-25.11	98	171	H
	* 1.381	30.39	MAv1	29	-22	.12	37.39	54	-16.61	-	-	98	171	H
2	* 2.204	41.53	PK2	31.6	-20.9	0	52.23	-	-	74	-21.77	142	167	H
	* 2.202	30.81	MAv1	31.6	-20.9	.12	41.51	54	-12.49	-	-	142	167	H
4	* 1.418	41.76	PK2	28.8	-21.9	0	48.66	-	-	74	-25.34	175	186	V
	* 1.417	30.89	MAv1	28.8	-21.9	.12	37.79	54	-16.21	-	-	175	186	V
5	* 2.214	41.05	PK2	31.6	-20.8	0	51.85	-	-	74	-22.15	168	220	V
	* 2.212	30.9	MAv1	31.6	-20.9	.12	41.6	54	-12.4	-	-	168	220	V
3	3.229	39.19	PK2	33.6	-28.5	0	44.29	-	-	-	-	137	191	H
6	3.231	39.52	PK2	33.6	-28.4	0	44.72	-	-	-	-	183	210	V

* - indicates frequency in CFR47 Pt 15 / IC RSS-Restricted Band
PK2 - KDB558074 Method: Maximum Peak
MAv1 - KDB558074 Option 1 Maximum RMS Average

UL VERIFICATION SERVICES INC. FORM NO: CCSUP4701J
47173 BENICIA STREET, FREMONT, CA 94538, USA TEL: (510) 771-1000 FAX: (510) 661-0888
This report shall not be reproduced except in full, without the written approval of UL Verification Services Inc.

HARMONICS AND SPURIOUS EMISSIONS (LOW CHANNEL, CH 2)

LOW CHANNEL HORIZONTAL

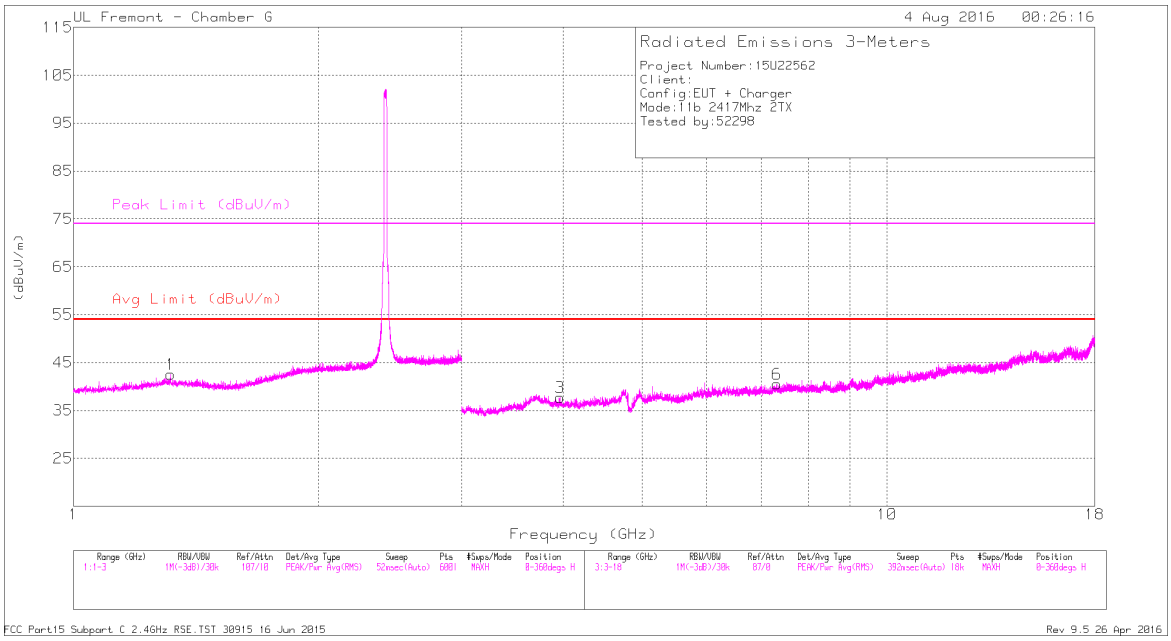

LOW CHANNEL VERTICAL

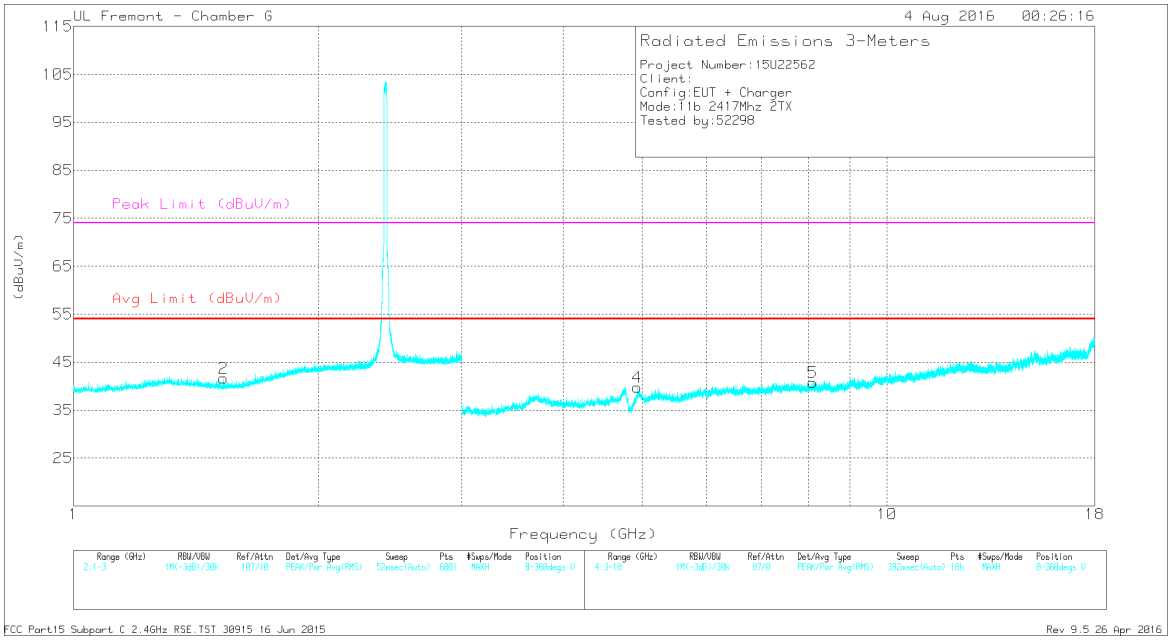

This report shall not be reproduced except in full, without the written approval of UL Verification Services Inc.

DATA

Markers	Frequency (GHz)	Meter Reading (dBuV)	Det	AF T136 (dB/m)	Amp/Cbl/Fltr/Pad (dB)	DC Corr (dB)	Corrected Reading (dBuV/m)	Avg Limit (dBuV/m)	Margin (dB)	Peak Limit (dBuV/m)	PK Margin (dB)	Azimuth (Degs)	Height (cm)	Polarity
1	* 1.318	43.77	PK2	29.1	-25		47.87	-	-	74	-26.13	321	104	H
	* 1.316	32.8	MAv1	29.2	-25	.12	37	54	-17	-	-	321	104	H
2	* 1.529	44.39	PK2	28.1	-24.5		47.99	-	-	74	-26.01	222	397	V
	* 1.529	32.85	MAv1	28.1	-24.5	.12	36.45	54	-17.46	-	-	222	397	V
3	* 3.962	41.71	PK2	33.7	-31.8		43.61	-	-	74	-30.39	325	223	H
	* 3.962	31.11	MAv1	33.7	-31.8	.12	33.01	54	-20.99	-	-	325	223	H
6	* 7.324	40.89	PK2	35.8	-29.9		46.79	-	-	74	-27.21	4	288	H
	* 7.327	30.15	MAv1	35.8	-29.9	.12	36.05	54	-17.95	-	-	4	288	H
4	* 4.933	42.58	PK2	34.5	-31.9		45.18	-	-	74	-28.82	108	161	V
	* 4.933	31.69	MAv1	34.5	-31.9	.12	34.29	54	-19.71	-	-	108	161	V
5	* 8.097	39.81	PK2	35.8	-29.2		46.41	-	-	74	-27.59	281	192	V
	* 8.1	29.33	MAv1	35.8	-29.2	.12	35.93	54	-18.07	-	-	281	192	V

* - indicates frequency in CFR47 Pt 15 / IC RSS-Restricted Band
PK2 - KDB558074 Method: Maximum Peak
MAv1 - KDB558074 Option 1 Maximum RMS Average

UL VERIFICATION SERVICES INC. FORM NO: CCSUP4701J
47173 BENICIA STREET, FREMONT, CA 94538, USA TEL: (510) 771-1000 FAX: (510) 661-0888
This report shall not be reproduced except in full, without the written approval of UL Verification Services Inc.

HARMONICS AND SPURIOUS EMISSIONS (LOW CHANNEL, CH 3)

LOW CHANNEL HORIZONTAL

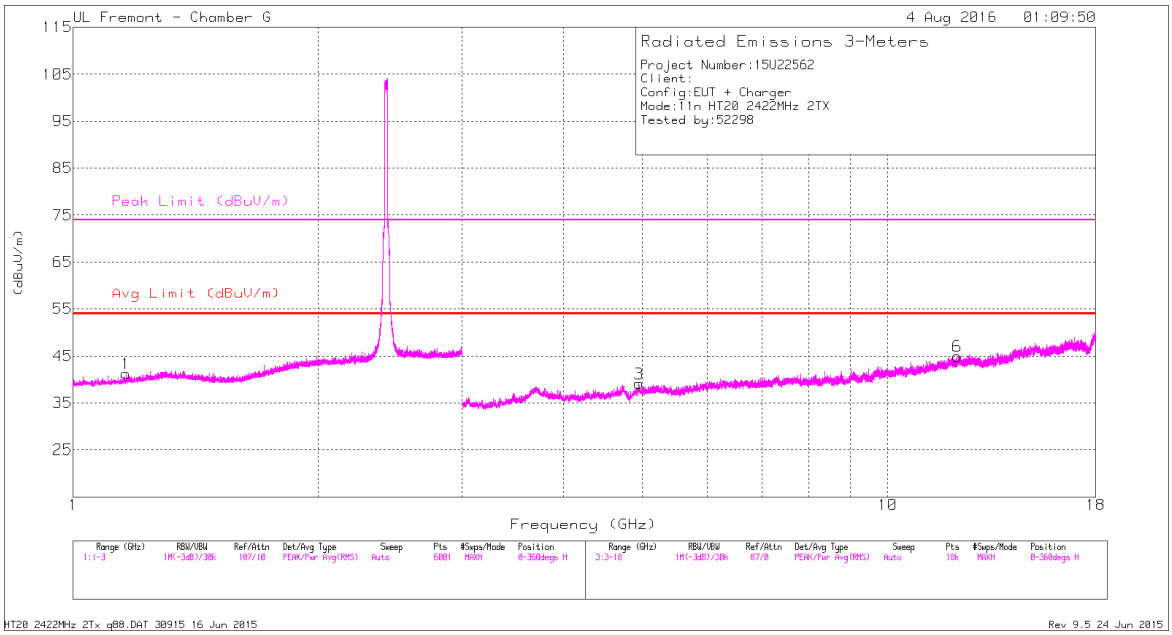

LOW CHANNEL VERTICAL

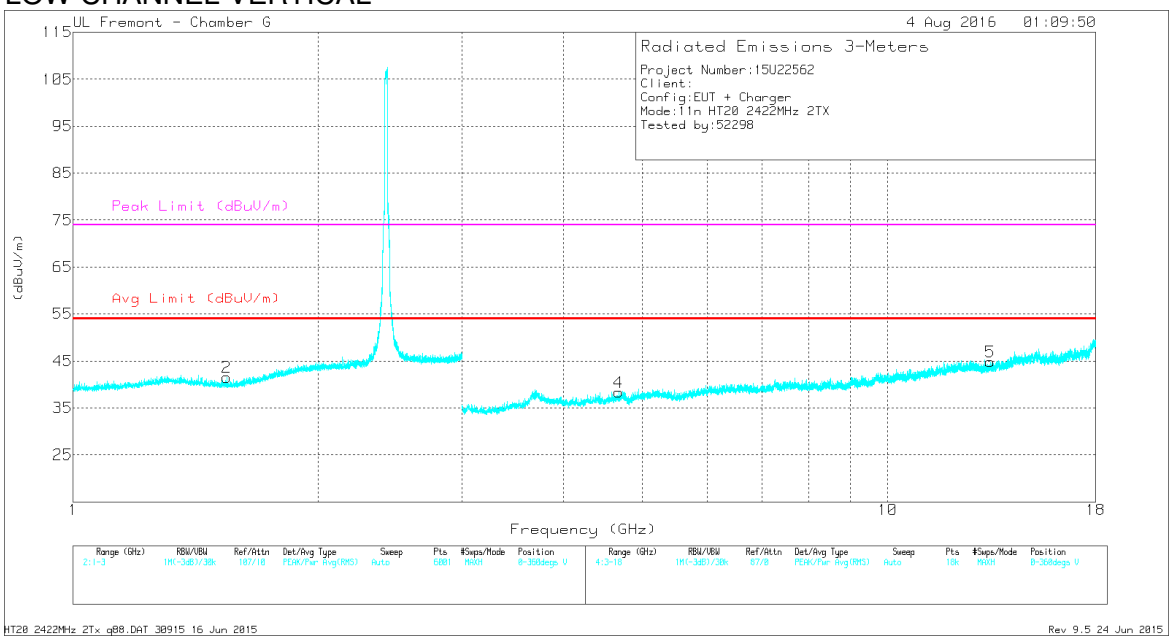

This report shall not be reproduced except in full, without the written approval of UL Verification Services Inc.

DATA

Markers	Frequency (GHz)	Meter Reading (dBuV)	Det	AF T136 (dB/m)	Amp/Cbl/ Fltr/Pad (dB)	DC Corr (dB)	Corrected Reading (dBuV/m)	Avg Limit (dBuV/m)	Margin (dB)	Peak Limit (dBuV/m)	PK Margin (dB)	Azimuth (Degs)	Height (cm)	Polarity
1	* 1.163	44.28	PK2	28.1	-25.1		47.28	-	-	74	-26.72	360	100	H
	* 1.16	33.71	MAv1	28.1	-25.1	.12	36.71	54	-17.29	-	-	360	100	H
2	* 1.542	43.79	PK2	28.1	-24.5		47.39	-	-	74	-26.61	360	201	V
	* 1.542	32.84	MAv1	28.1	-24.5	.12	36.44	54	-17.56	-	-	360	201	V
3	* 4.949	42.99	PK2	34.6	-31.8		45.79	-	-	74	-28.21	360	101	H
	* 4.949	32.35	MAv1	34.6	-31.8	.12	35.15	54	-18.85	-	-	360	101	H
6	* 12.163	38.03	PK2	39.2	-26.1		51.13	-	-	74	-22.87	360	101	H
	* 12.169	27.41	MAv1	39.2	-26.1	.12	40.51	54	-13.49	-	-	360	101	H
4	* 4.672	41.08	PK2	34.4	-31.7		43.78	-	-	74	-30.22	360	101	V
	* 4.671	31.62	MAv1	34.4	-31.7	.12	34.32	54	-19.68	-	-	360	101	V
5	* 13.358	38.85	PK2	39.2	-26		52.05	-	-	74	-21.95	360	201	V
	* 13.358	28.18	MAv1	39.2	-26	.12	41.38	54	-12.62	-	-	360	201	V

* - indicates frequency in CFR15.205/IC7.2.2 Restricted Band
PK2 - KDB558074 Method: Maximum Peak
MAv1 - KDB558074 Option 1 Maximum RMS Average

This report shall not be reproduced except in full, without the written approval of UL Verification Services Inc.

HARMONICS AND SPURIOUS EMISSIONS (MID CHANNEL, CH 6)

MID CHANNEL HORIZONTAL

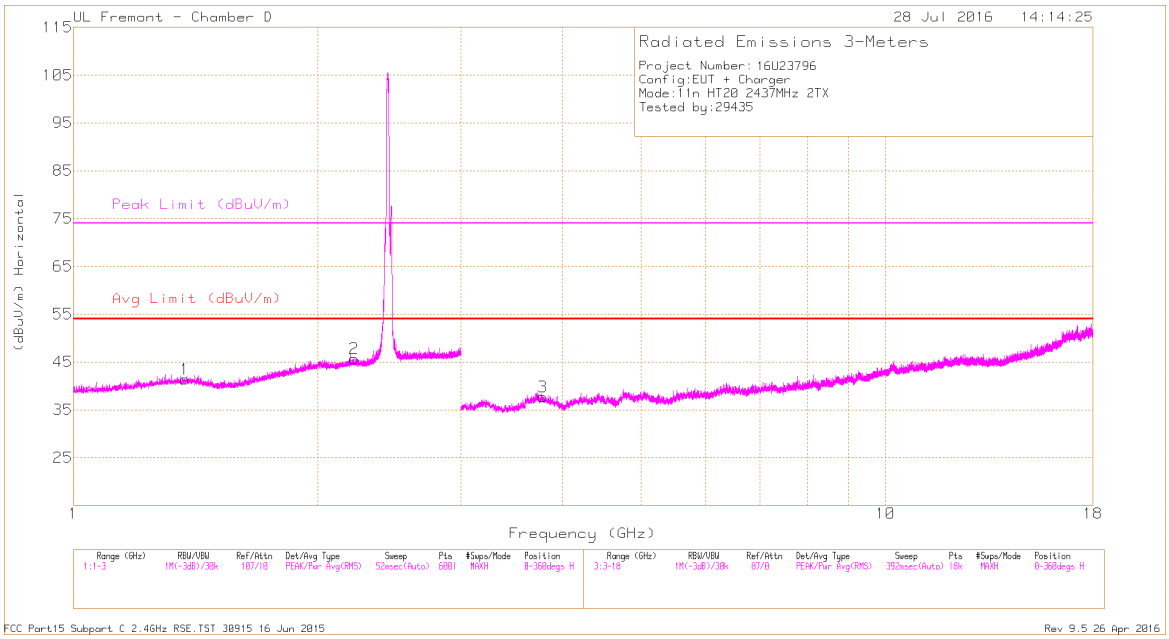

MID CHANNEL VERTICAL

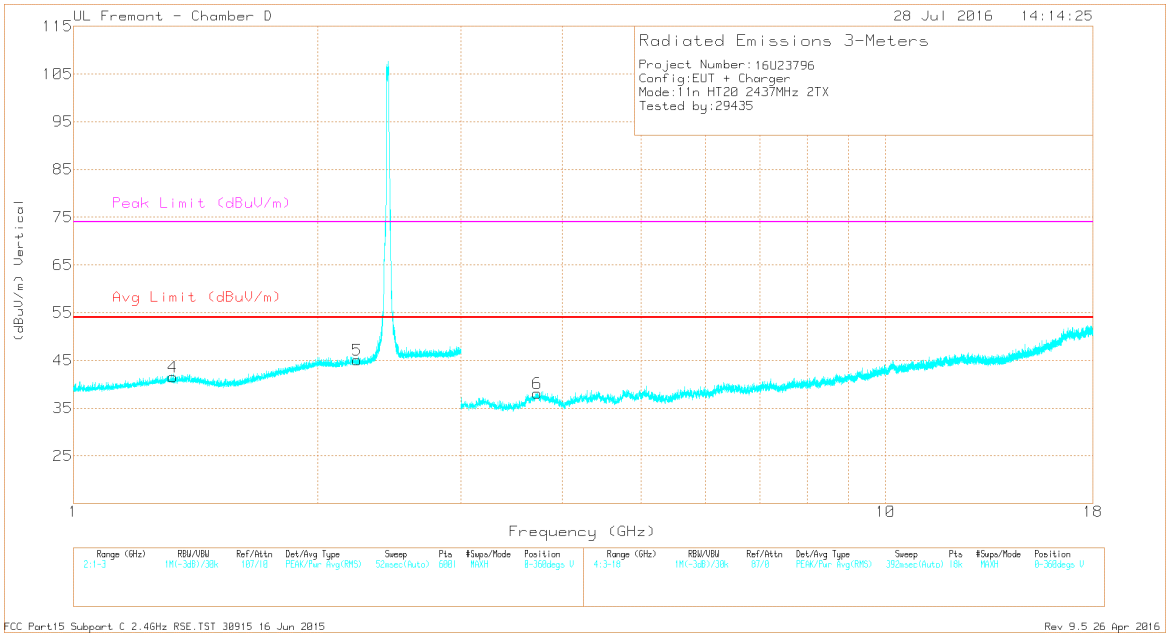

This report shall not be reproduced except in full, without the written approval of UL Verification Services Inc.

DATA

Marker	Frequency (GHz)	Meter Reading (dBuV)	Det	AF T712 (dB/m)	Amp/Cbl/Fltr/Pad (dB)	DC Corr (dB)	Corrected Reading (dBuV/m)	Avg Limit (dBuV/m)	Margin (dB)	Peak Limit (dBuV/m)	PK Margin (dB)	Azimuth (Degs)	Height (cm)	Polarity
1	* 1.372	41.59	PK2	28.9	-22	0	48.49	-	-	74	-25.51	231	156	H
	* 1.373	31.2	MAv1	28.9	-22	.12	38.1	54	-15.9	-	-	231	156	H
2	* 2.22	41.44	PK2	31.5	-20.8	0	52.14	-	-	74	-21.86	267	177	H
	* 2.217	30.81	MAv1	31.6	-20.8	.12	41.61	54	-12.39	-	-	267	177	H
4	* 1.324	42.68	PK2	28.9	-22.1	0	49.48	-	-	74	-24.52	219	150	V
	* 1.327	30.96	MAv1	28.9	-22.1	.12	37.76	54	-16.24	-	-	219	150	V
5	* 2.236	41.4	PK2	31.5	-20.8	0	52.1	-	-	74	-21.9	229	189	V
	* 2.237	31.03	MAv1	31.5	-20.9	.12	41.63	54	-12.37	-	-	229	189	V
3	* 3.785	37.89	PK2	33.5	-28	0	43.39	-	-	74	-30.61	269	207	H
	* 3.785	28.02	MAv1	33.5	-28	.12	33.52	54	-20.48	-	-	269	207	H
6	* 3.723	38.57	PK2	33.5	-28.6	0	43.47	-	-	74	-30.53	258	221	V
	* 3.724	28.55	MAv1	33.5	-28.6	.12	33.45	54	-20.55	-	-	258	221	V

* - indicates frequency in CFR47 Pt 15 / IC RSS-Restricted Band
PK2 - KDB558074 Method: Maximum Peak
MAv1 - KDB558074 Option 1 Maximum RMS Average

UL VERIFICATION SERVICES INC. FORM NO: CCSUP4701J
47173 BENICIA STREET, FREMONT, CA 94538, USA TEL: (510) 771-1000 FAX: (510) 661-0888
This report shall not be reproduced except in full, without the written approval of UL Verification Services Inc.

HARMONICS AND SPURIOUS EMISSIONS (HIGH CHANNEL, CH 9)

HIGH CHANNEL HORIZONTAL

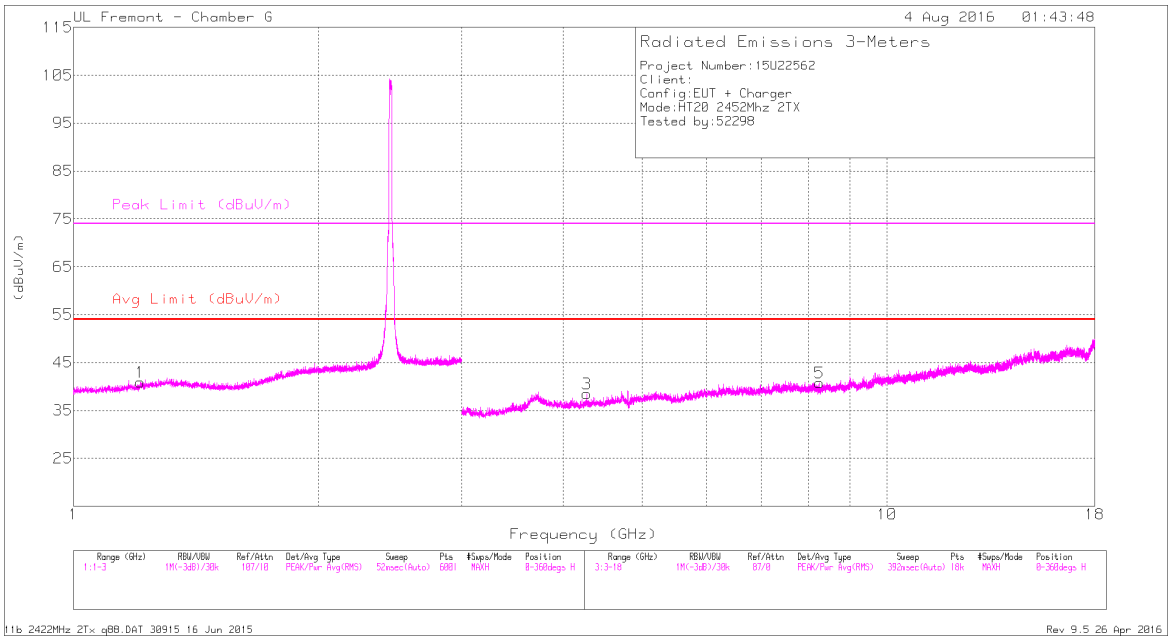

HIGH CHANNEL VERTICAL

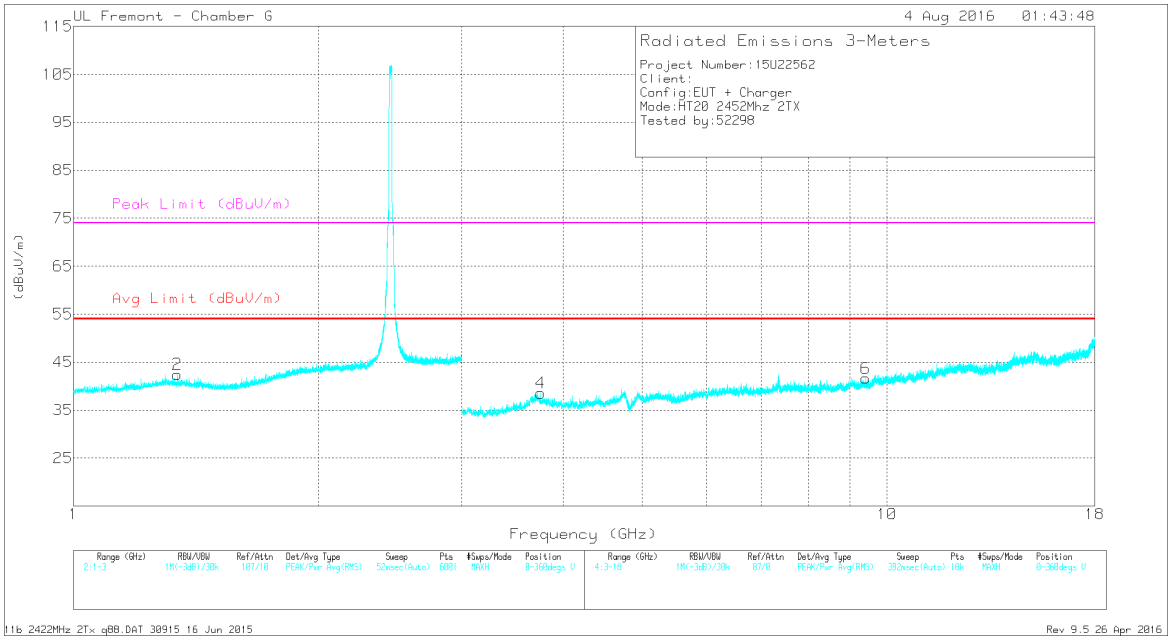

This report shall not be reproduced except in full, without the written approval of UL Verification Services Inc.

DATA

Markers	Frequency (GHz)	Meter Reading (dBuV)	Det	AF T136 (dB/m)	Amp/Cbl/Fltr/Pad (dB)	DC Corr (dB)	Corrected Reading (dBuV/m)	Avg Limit (dBuV/m)	Margin (dB)	Peak Limit (dBuV/m)	PK Margin (dB)	Azimuth (Degs)	Height (cm)	Polarity
1	* 1.205	43.45	PK2	28.3	-25.1		46.65	-	-	74	-27.35	360	100	H
	* 1.206	33.39	MAv1	28.3	-25.1	.12	36.59	54	-17.41	-	-	360	100	H
2	* 1.343	44.37	PK2	29	-24.9		48.47	-	-	74	-25.53	360	100	V
	* 1.344	33.37	MAv1	29	-24.9	.12	37.47	54	-16.53	-	-	360	100	V
3	* 4.273	40.82	PK2	33.8	-31.4		43.22	-	-	74	-30.78	360	100	H
	* 4.271	31.51	MAv1	33.8	-31.4	.12	33.91	54	-20.09	-	-	360	100	H
5	* 8.259	40.53	PK2	35.8	-29.4		46.93	-	-	74	-27.07	360	100	H
	* 8.258	30.13	MAv1	35.8	-29.4	.12	36.53	54	-17.47	-	-	360	100	H
4	* 3.752	41.33	PK2	34.1	-31		44.43	-	-	74	-29.57	360	202	V
	* 3.752	31.21	MAv1	34.1	-31	.12	34.31	54	-19.69	-	-	360	202	V
6	* 9.416	39.65	PK2	36.5	-28.1		48.05	-	-	74	-25.95	360	202	V
	* 9.415	28.93	MAv1	36.5	-28.1	.12	37.33	54	-16.67	-	-	360	202	V

* - indicates frequency in CFR47 Pt 15 / IC RSS-Restricted Band
PK2 - KDB558074 Method: Maximum Peak
MAv1 - KDB558074 Option 1 Maximum RMS Average

UL VERIFICATION SERVICES INC. FORM NO: CCSUP4701J
47173 BENICIA STREET, FREMONT, CA 94538, USA TEL: (510) 771-1000 FAX: (510) 661-0888
This report shall not be reproduced except in full, without the written approval of UL Verification Services Inc.

HARMONICS AND SPURIOUS EMISSIONS (HIGH CHANNEL, CH 10)

HIGH CHANNEL HORIZONTAL

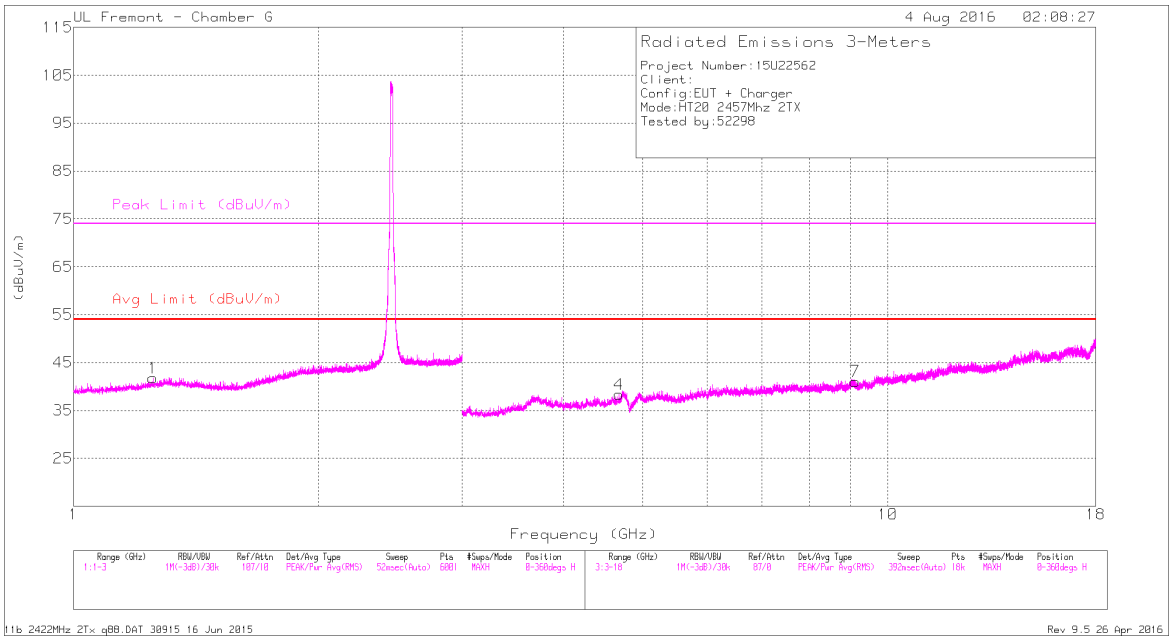

HIGH CHANNEL VERTICAL

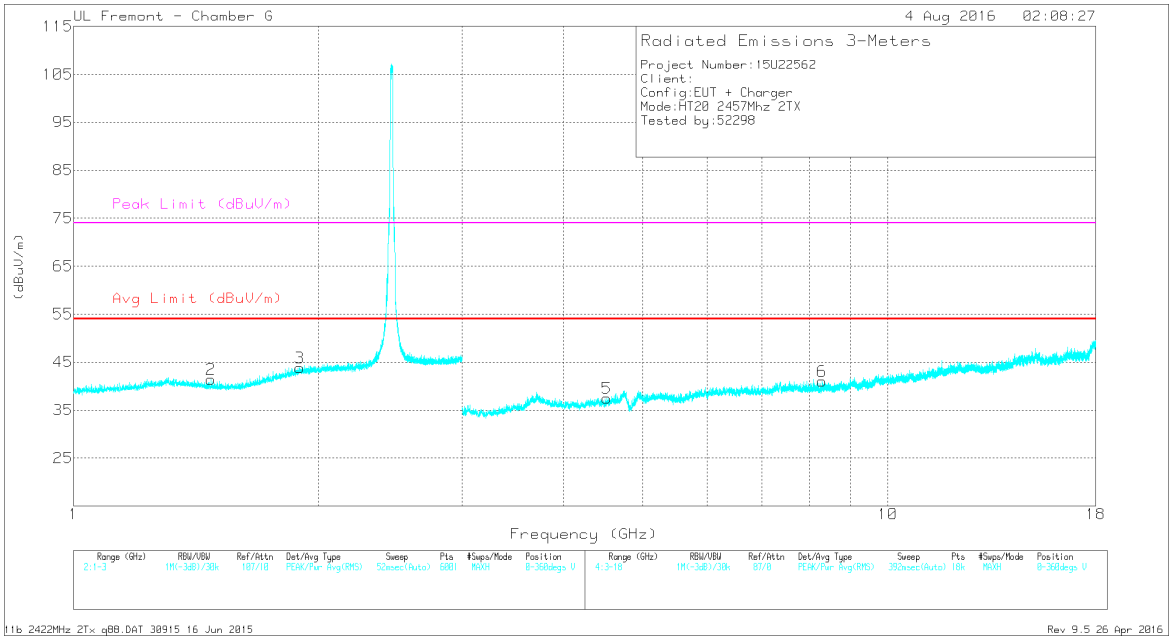

This report shall not be reproduced except in full, without the written approval of UL Verification Services Inc.

DATA

Markers	Frequency (GHz)	Meter Reading (dBuV)	Det	AF T136 (dB/m)	Amp/Cbl/Fltr/Pad (dB)	DC Corr (dB)	Corrected Reading (dBuV/m)	Avg Limit (dBuV/m)	Margin (dB)	Peak Limit (dBuV/m)	PK Margin (dB)	Azimuth (Degs)	Height (cm)	Polarity
1	* 1.25	44.37	PK2	28.8	-25.1		48.07	-	-	74	-25.93	360	100	H
	* 1.249	33.77	MAv1	28.8	-25.1	.12	37.47	54	-16.53	-	-	360	100	H
2	* 1.474	43.8	PK2	28.3	-24.6		47.5	-	-	74	-26.5	360	100	V
	* 1.473	33.03	MAv1	28.3	-24.6	.12	36.73	54	-17.27	-	-	360	100	V
4	* 4.675	41.53	PK2	34.4	-31.7		44.23	-	-	74	-29.77	360	100	H
	* 4.673	31.7	MAv1	34.4	-31.7	.12	34.4	54	-19.6	-	-	360	100	H
7	* 9.117	39.36	PK2	36.2	-28		47.56	-	-	74	-26.44	360	201	H
	* 9.116	29.19	MAv1	36.2	-28	.12	37.39	54	-16.61	-	-	360	201	H
6	* 8.301	34.65	Pk	35.8	-29.4		41.05	-	-	74	-32.95	360	100	V
	*8.300	24.55	MAv1	35.8	-29.4	.12	32.75	54	-21.25			360	100	V
3	1.895	43.64	PK2	31.4	-24.4		50.64	-	-	-	-	360	100	V

* - indicates frequency in CFR47 Pt 15 / IC RSS-Restricted Band
PK2 - KDB558074 Method: Maximum Peak
MAv1 - KDB558074 Option 1 Maximum RMS Average

This report shall not be reproduced except in full, without the written approval of UL Verification Services Inc.

HARMONICS AND SPURIOUS EMISSIONS (HIGH CHANNEL, CH 11)

HIGH CHANNEL HORIZONTAL

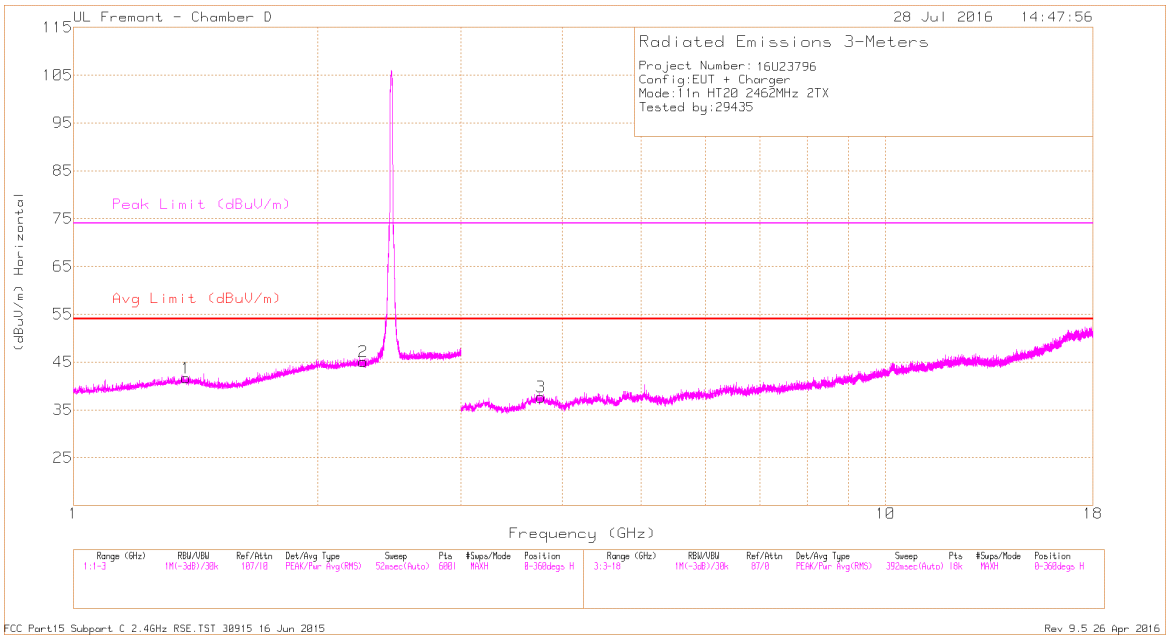

HIGH CHANNEL VERTICAL

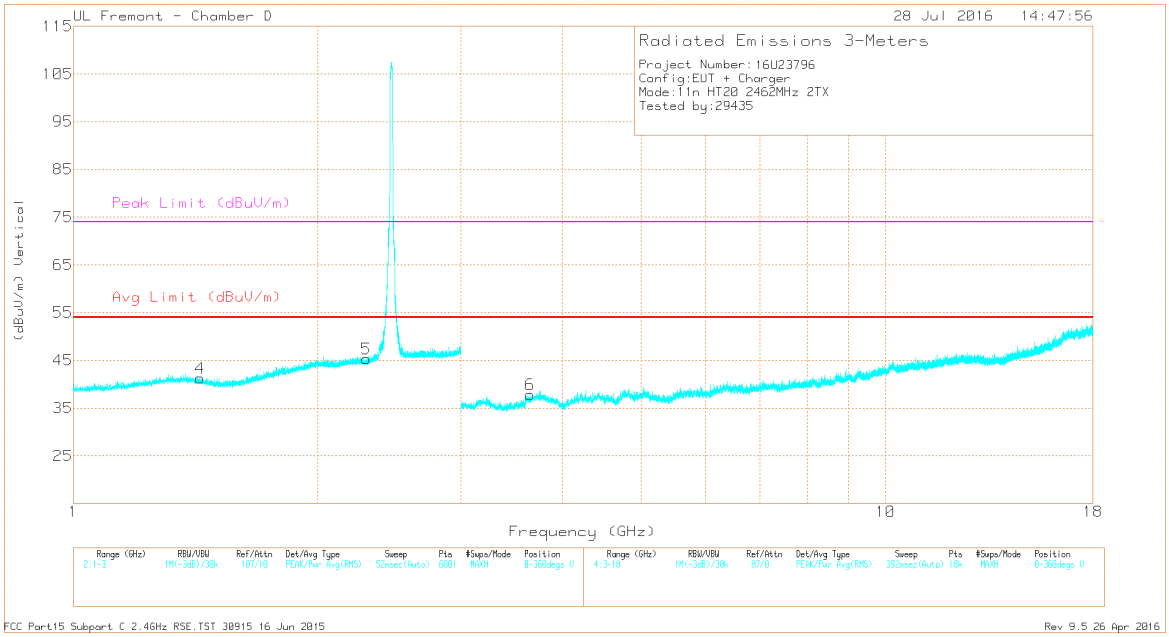

This report shall not be reproduced except in full, without the written approval of UL Verification Services Inc.

DATA

Marker	Frequency (GHz)	Meter Reading (dBuV)	Det	AF T712 (dB/m)	Amp/Cbl/Fltr/Pad (dB)	DC Corr (dB)	Corrected Reading (dBuV/m)	Avg Limit (dBuV/m)	Margin (dB)	Peak Limit (dBuV/m)	PK Margin (dB)	Azimuth (Degs)	Height (cm)	Polarity
1	* 1.376	41.49	PK2	29	-22	0	48.49	-	-	74	-25.51	249	186	H
	* 1.377	31.32	MAv1	29	-22	.12	38.32	54	-15.68	-	-	249	186	H
2	* 2.276	41.29	PK2	31.4	-20.8	0	51.89	-	-	74	-22.11	168	222	H
	* 2.274	31.11	MAv1	31.4	-20.8	.12	41.71	54	-12.29	-	-	168	222	H
5	* 2.294	41.84	PK2	31.4	-20.8	0	52.44	-	-	74	-21.56	322	295	V
	* 2.295	30.34	MAv1	31.4	-20.8	.12	40.94	54	-13.06	-	-	322	295	V
3	* 3.76	38.71	PK2	33.5	-28.1	0	44.11	-	-	74	-29.89	295	265	H
	* 3.763	27.73	MAv1	33.5	-28.1	.12	33.13	54	-20.87	-	-	295	265	H
6	* 3.65	37.99	PK2	33.4	-28.8	0	42.59	-	-	74	-31.41	180	279	V
	* 3.652	28.05	MAv1	33.4	-28.9	.12	32.55	54	-21.45	-	-	180	279	V
4	1.43	41.58	PK2	28.6	-21.9	0	48.28	-	-	-	-	204	234	V

* - indicates frequency in CFR47 Pt 15 / IC RSS-Restricted Band
PK2 - KDB558074 Method: Maximum Peak
MAv1 - KDB558074 Option 1 Maximum RMS Average

This report shall not be reproduced except in full, without the written approval of UL Verification Services Inc.

HARMONICS AND SPURIOUS EMISSIONS (HIGH CHANNEL, CH 12)

HIGH CHANNEL HORIZONTAL

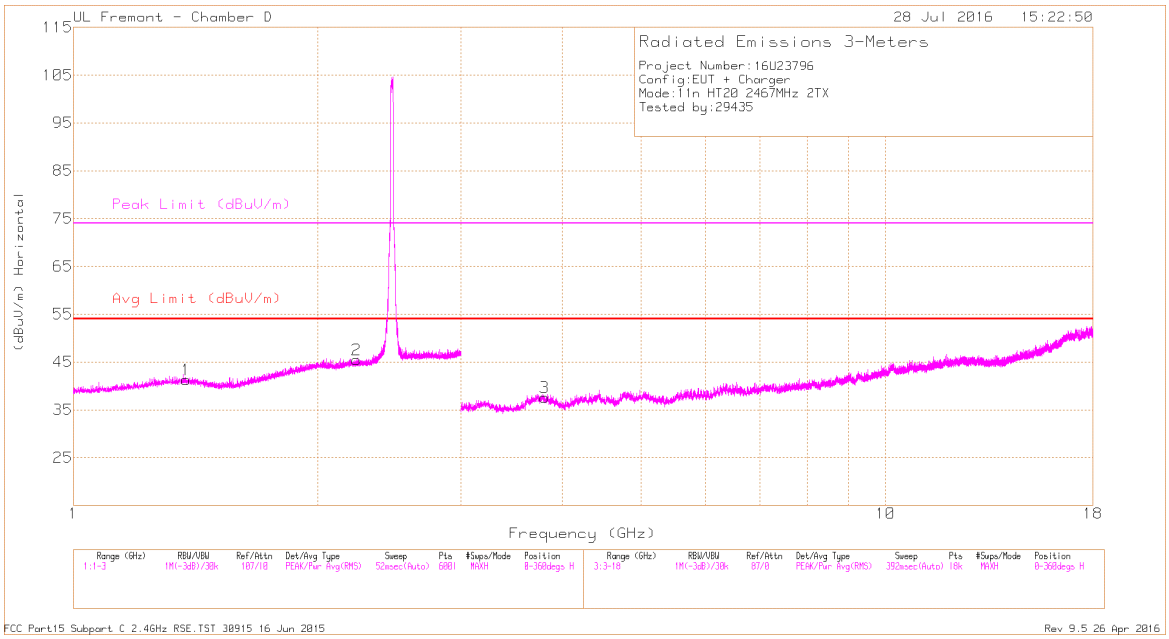

HIGH CHANNEL VERTICAL

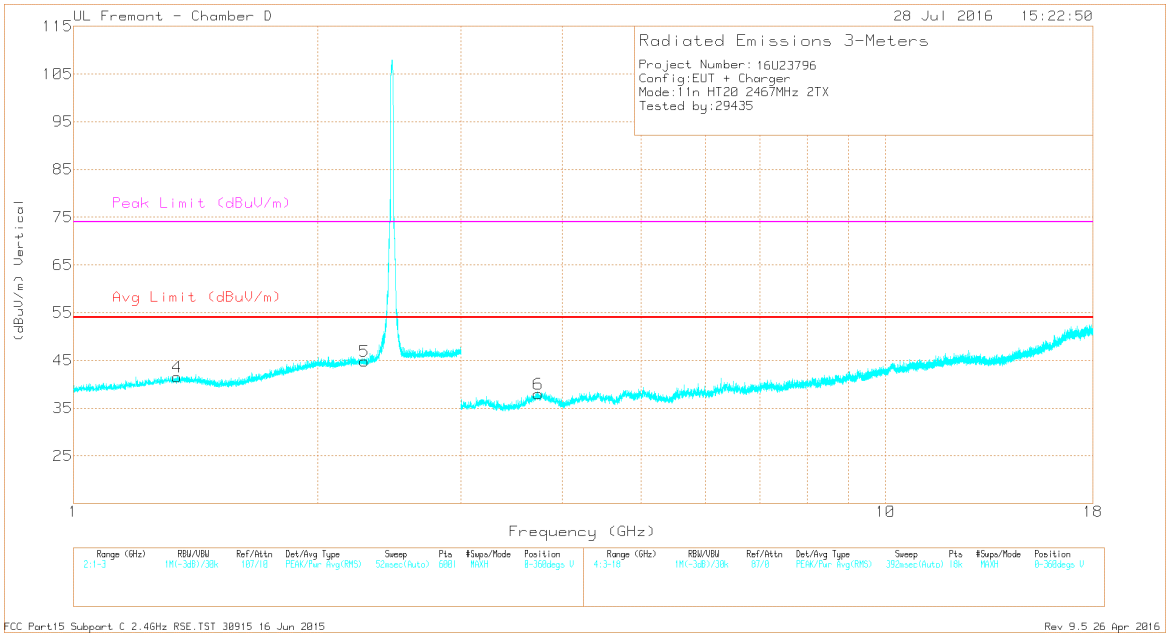

This report shall not be reproduced except in full, without the written approval of UL Verification Services Inc.

DATA

Marker	Frequency (GHz)	Meter Reading (dBuV)	Det	AF T712 (dB/m)	Amp/Cbl/Fltr/Pad (dB)	DC Corr (dB)	Corrected Reading (dBuV/m)	Avg Limit (dBuV/m)	Margin (dB)	Peak Limit (dBuV/m)	PK Margin (dB)	Azimuth (Degs)	Height (cm)	Polarity
1	* 1.378	41.48	PK2	29	-22	0	48.48	-	-	74	-25.52	143	224	H
	* 1.378	31.18	MAv1	29	-22	.12	38.18	54	-15.82	-	-	143	224	H
2	* 2.234	41.29	PK2	31.5	-20.8	0	51.99	-	-	74	-22.01	197	265	H
	* 2.231	30.84	MAv1	31.5	-20.8	.12	41.54	54	-12.46	-	-	197	265	H
4	* 1.341	41.67	PK2	28.9	-22	0	48.57	-	-	74	-25.43	218	242	V
	* 1.341	30.99	MAv1	28.9	-22	.12	37.89	54	-16.11	-	-	218	242	V
5	* 2.284	41.5	PK2	31.4	-20.8	0	52.1	-	-	74	-21.9	170	266	V
	* 2.281	30.78	MAv1	31.4	-20.8	.12	41.38	54	-12.62	-	-	170	266	V
3	* 3.8	37.55	PK2	33.6	-28.1	0	43.05	-	-	74	-30.95	220	304	H
	* 3.801	27.72	MAv1	33.6	-28.1	.12	33.22	54	-20.78	-	-	220	304	H
6	* 3.734	38.44	PK2	33.5	-28.4	0	43.54	-	-	74	-30.46	176	273	V
	* 3.736	28.09	MAv1	33.5	-28.4	.12	33.19	54	-20.81	-	-	176	273	V

* - indicates frequency in CFR47 Pt 15 / IC RSS-Restricted Band
PK2 - KDB558074 Method: Maximum Peak
MAv1 - KDB558074 Option 1 Maximum RMS Average

UL VERIFICATION SERVICES INC. FORM NO: CCSUP4701J
47173 BENICIA STREET, FREMONT, CA 94538, USA TEL: (510) 771-1000 FAX: (510) 661-0888
This report shall not be reproduced except in full, without the written approval of UL Verification Services Inc.

HARMONICS AND SPURIOUS EMISSIONS (HIGH CHANNEL, CH 13)

HIGH CHANNEL HORIZONTAL

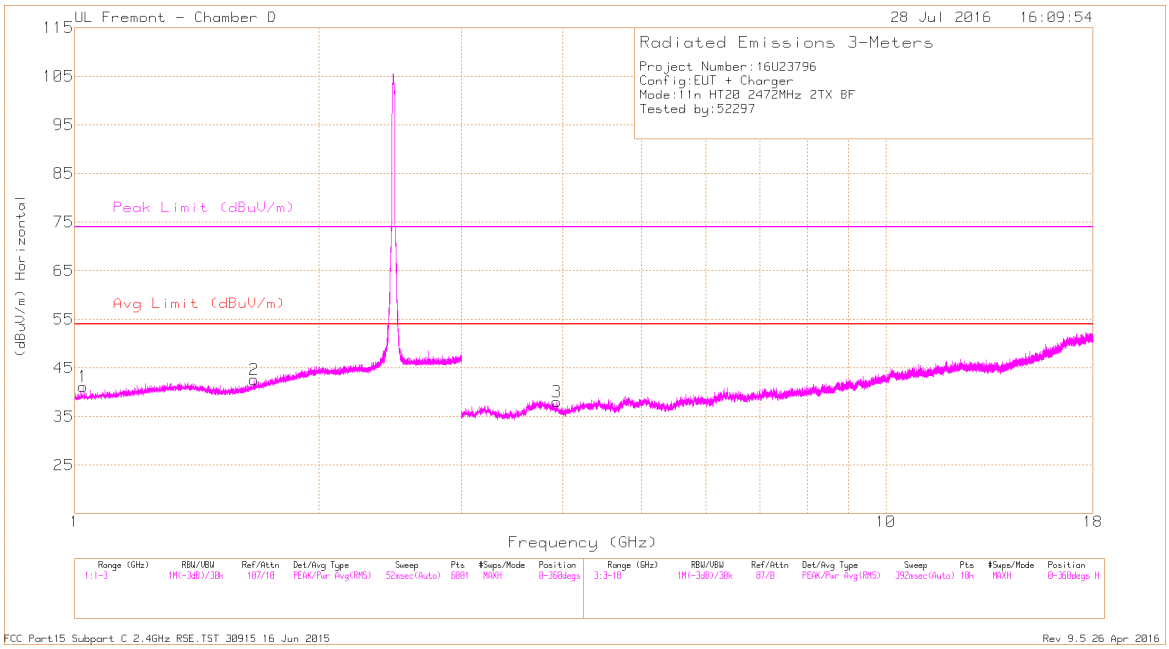

HIGH CHANNEL VERTICAL

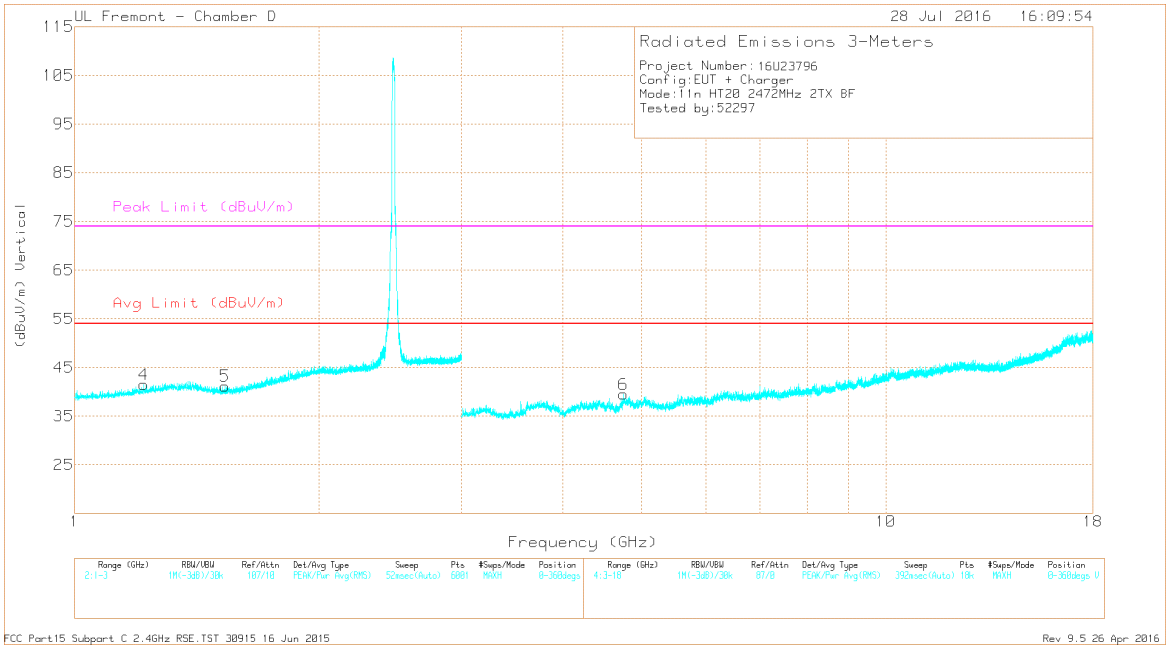

This report shall not be reproduced except in full, without the written approval of UL Verification Services Inc.

DATA

Markers	Frequency (GHz)	Meter Reading (dBuV)	Det	AF T712 (dB/m)	Amp/Cbl/Fltr/Pad (dB)	DC Corr (dB)	Corrected Reading (dBuV/m)	Avg Limit (dBuV/m)	Margin (dB)	Peak Limit (dBuV/m)	PK Margin (dB)	Azimuth (Degs)	Height (cm)	Polarity
1	* 1.023	41.52	PK2	27.4	-22.5	0	46.42	-	-	74	-27.58	163	359	H
	* 1.026	30.73	MAv1	27.4	-22.5	.12	35.63	54	-18.37	-	-	163	359	H
2	* 1.666	41.45	PK2	28.7	-21.5	0	48.65	-	-	74	-25.35	231	373	H
	* 1.664	30.84	MAv1	28.7	-21.5	.12	38.04	54	-15.96	-	-	231	373	H
4	* 1.215	42	PK2	28.3	-22.2	0	48.1	-	-	74	-25.9	219	138	V
	* 1.218	31.09	MAv1	28.3	-22.2	.12	37.19	54	-16.81	-	-	219	138	V
5	* 1.533	41.42	PK2	27.9	-21.7	0	47.62	-	-	74	-26.38	91	224	V
	* 1.532	30.2	MAv1	27.9	-21.7	.12	36.4	54	-17.6	-	-	91	224	V
3	* 3.929	38.18	PK2	33.5	-27.9	0	43.78	-	-	74	-30.22	108	209	H
	* 3.928	27.59	MAv1	33.5	-28	.12	33.09	54	-20.91	-	-	108	209	H
6	* 4.751	37.05	PK2	34	-26.5	0	44.55	-	-	74	-29.45	159	290	V
	* 4.75	27.39	MAv1	34	-26.5	.12	34.89	54	-19.11	-	-	159	290	V

* - indicates frequency in CFR47 Pt 15 / IC RSS-Restricted Band
PK2 - KDB558074 Method: Maximum Peak
MAv1 - KDB558074 Option 1 Maximum RMS Average

This report shall not be reproduced except in full, without the written approval of UL Verification Services Inc.

9.9. WORST-CASE BELOW 1 GHz

SPURIOUS EMISSIONS 30 TO 1000 MHz (WORST-CASE CONFIGURATION, HORIZONTAL)

HORIZONTAL PLOT

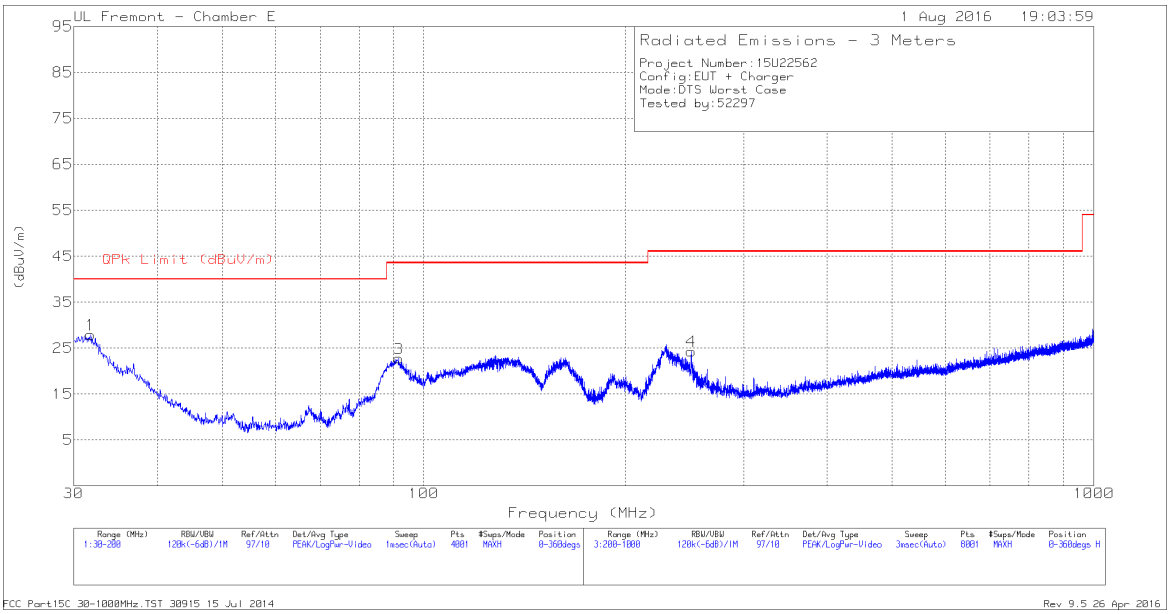

SPURIOUS EMISSIONS 30 TO 1000 MHz (WORST-CASE CONFIGURATION, VERTICAL)

VERTICAL PLOT

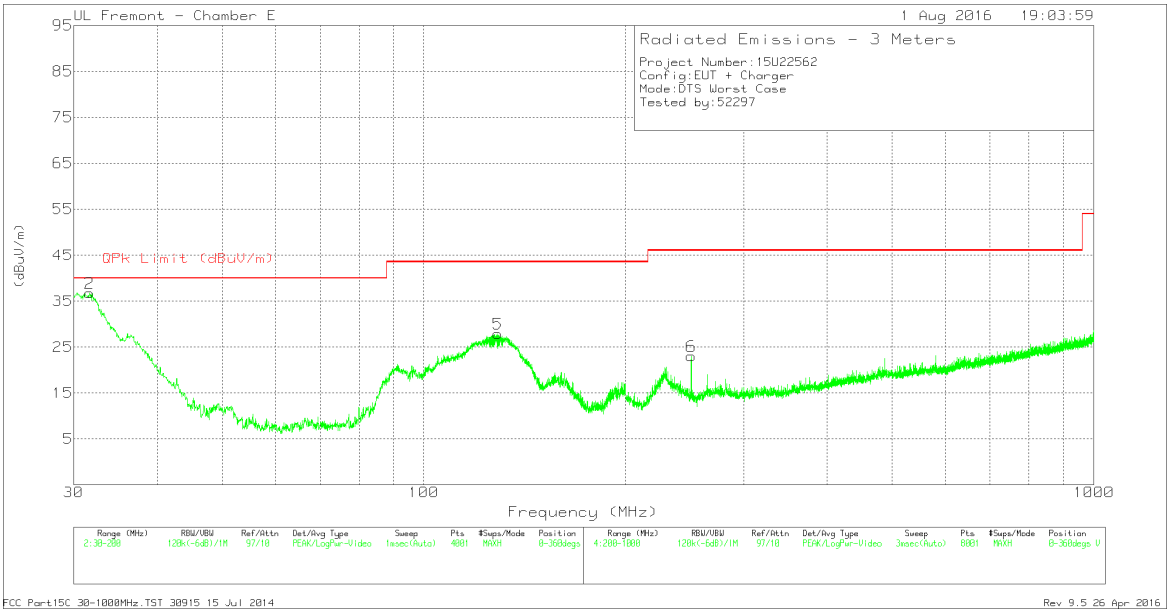

This report shall not be reproduced except in full, without the written approval of UL Verification Services Inc.

DATA

Marker	Frequency (MHz)	Meter Reading (dBuV)	Det	AF T243 (dB/m)	Amp/Cbl (dB)	Corrected Reading (dBuV/m)	QPk Limit (dBuV/m)	Margin (dB)	Azimuth (Degs)	Height (cm)	Polarity
5	* 128.8125	41.25	Pk	17.9	-31.2	27.95	43.52	-15.57	0-360	100	V
4	* 250.7	39.53	Pk	15.4	-30.6	24.33	46.02	-21.69	0-360	100	H
6	* 250.7	38.27	Pk	15.4	-30.6	23.07	46.02	-22.95	0-360	200	V
2	31.7	44.79	Pk	23.8	-31.8	36.79	40	-3.21	0-360	100	V
	32.0074	42.56	Qp	23.6	-31.8	34.36	40	-5.64	34	100	V
1	31.785	36.03	Pk	23.8	-31.9	27.93	40	-12.07	0-360	300	H
3	91.6675	42.29	Pk	11.9	-31.4	22.79	43.52	-20.73	0-360	300	H

* - indicates frequency in CFR47 Pt 15 / IC RSS-Restricted Band
Pk - Peak detector
Qp - Quasi-Peak detector

This report shall not be reproduced except in full, without the written approval of UL Verification Services Inc.

9.10. WORST-CASE 18 to 26 GHz

SPURIOUS EMISSIONS 18 TO 26 GHz (WORST-CASE CONFIGURATION, HORIZONTAL & VERTICAL)

HORIZONTAL PLOT (2.4GHz)

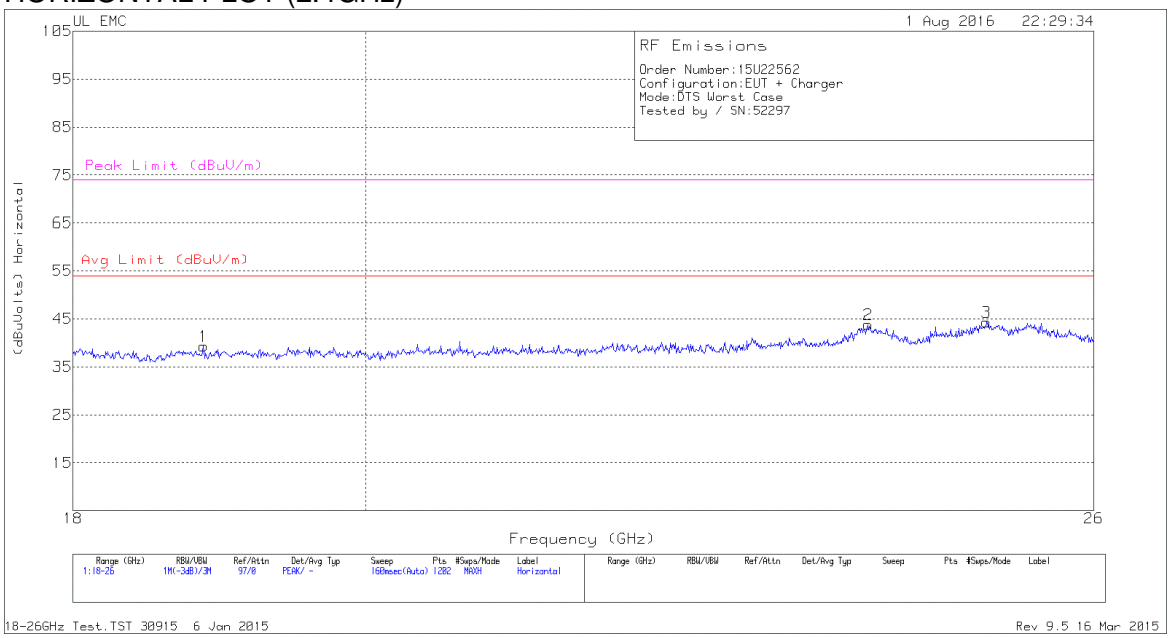

VERTICAL PLOT (2.4GHz)

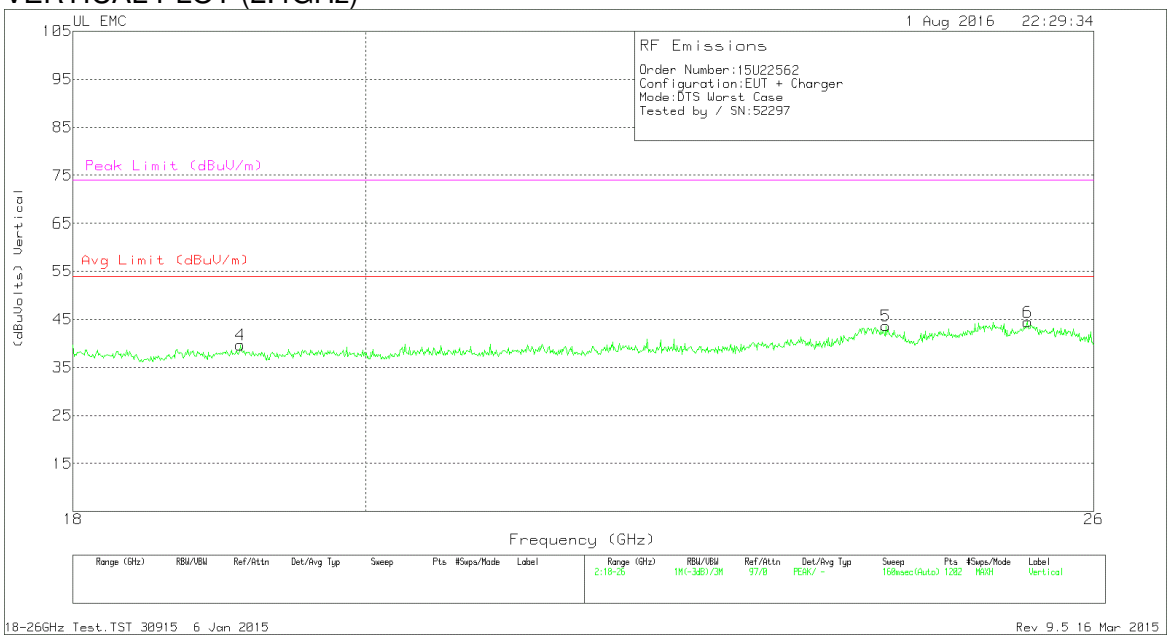

This report shall not be reproduced except in full, without the written approval of UL Verification Services Inc.

HORIZONTAL & VERTICAL DATA

Marker	Frequency (GHz)	Meter Reading (dBuV)	Det	AF T449 (dB/m)	Amp/Cbl (dB)	Dist Corr (dB)	Corrected Reading (dBuVolts)	Avg Limit (dBuV/m)	Margin (dB)	Peak Limit (dBuV/m)	PK Margin (dB)
1	18.866	41.53	Pk	32.5	-25.2	-9.5	39.33	54	-14.67	74	-34.67
2	23.968	43.53	Pk	34	-24.2	-9.5	43.83	54	-10.17	74	-30.17
3	25.014	44.13	Pk	34.2	-24.5	-9.5	44.33	54	-9.67	74	-29.67
4	19.119	40.97	Pk	32.7	-24.5	-9.5	39.67	54	-14.33	74	-34.33
5	24.122	43.57	Pk	33.9	-24.3	-9.5	43.67	54	-10.33	74	-30.33
6	25.387	44	Pk	34.3	-24.3	-9.5	44.5	54	-9.5	74	-29.5

Pk - Peak detector

This report shall not be reproduced except in full, without the written approval of UL Verification Services Inc.

10. AC POWER LINE CONDUCTED EMISSIONS

LIMITS

FCC §15.207 (a)

RSS-Gen 8.8

Frequency of Emission (MHz)	Conducted Limit (dBµV)	
	Quasi-peak	Average
0.15-0.5	66 to 56 *	56 to 46 *
0.5-5	56	46
5-30	60	50

*Decreases with the logarithm of the frequency.

TEST PROCEDURE

The EUT is placed on a non-conducting table 40 cm from the vertical ground plane and 80 cm above the horizontal ground plane. The EUT is configured in accordance with ANSI C63.10.

The receiver is set to a resolution bandwidth of 9 kHz. Peak detection is used unless otherwise noted as quasi-peak or average.

Line conducted data is recorded for both NEUTRAL and HOT lines.

This report shall not be reproduced except in full, without the written approval of UL Verification Services Inc.

EUT POWERED BY AC/DC ADAPTER VIA USB CABLE

LINE 1 RESULTS

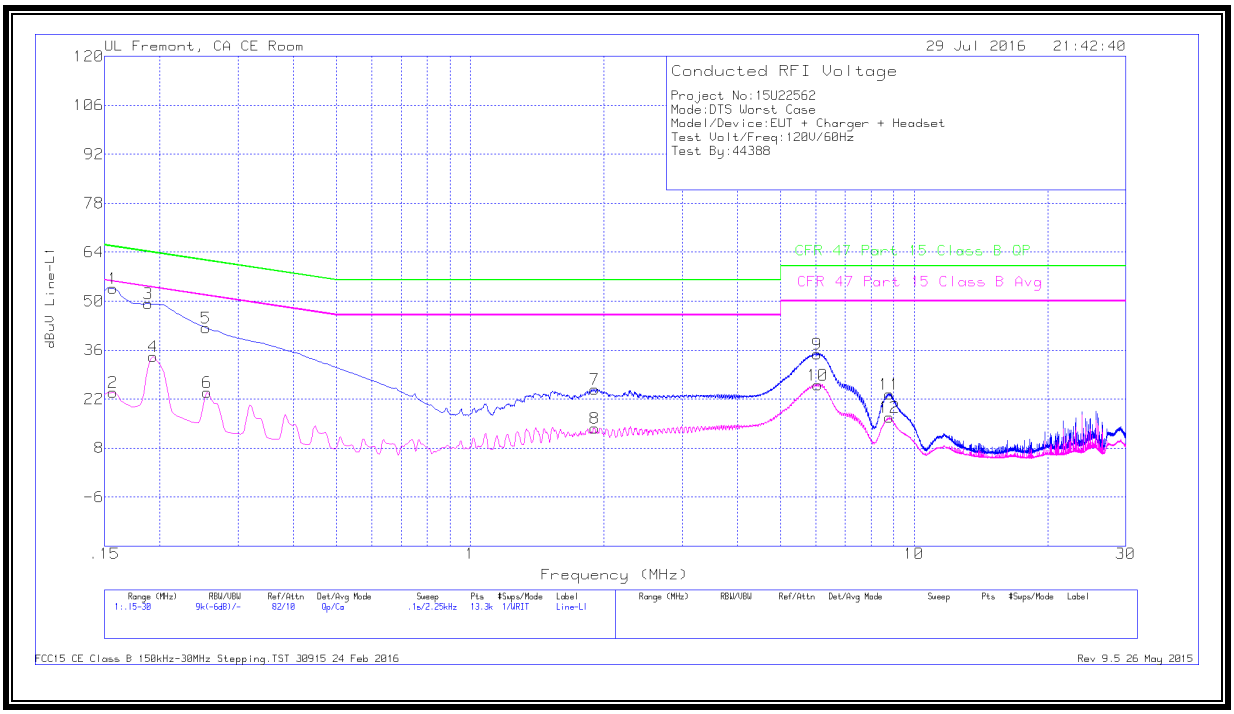

WORST EMISSIONS

Marker	Frequency (MHz)	Meter Reading (dBuV)	Det	LISN L1	LC Cables 1&3	Limiter (dB)	Corrected Reading dBuV	CFR 47 Part 15 Class B QP	QP Margin (dB)	CFR 47 Part 15 Class B Avg	Av(CISPR) Margin (dB)
1	.15675	43.59	Qp	0	0	10.1	53.69	65.63	-11.94	-	-
2	.15675	13.83	Ca	0	0	10.1	23.93	-	-	55.63	-31.7
3	.18825	39.2	Qp	0	0	10.1	49.3	64.11	-14.81	-	-
4	.19275	24.09	Ca	0	0	10.1	34.19	-	-	53.92	-19.73
5	.2535	32.25	Qp	0	0	10.1	42.35	61.64	-19.29	-	-
6	.25575	13.89	Ca	0	0	10.1	23.99	-	-	51.57	-27.58
7	1.90725	14.62	Qp	0	.1	10.1	24.82	56	-31.18	-	-
8	1.90613	3.54	Ca	0	.1	10.1	13.74	-	-	46	-32.26
9	6.0495	24.57	Qp	0	.1	10.2	34.87	60	-25.13	-	-
10	6.0585	15.7	Ca	0	.1	10.2	26	-	-	50	-24
11	8.79675	13.03	Qp	0	.1	10.2	23.33	60	-36.67	-	-
12	8.78663	6.42	Ca	0	.1	10.2	16.72	-	-	50	-33.28

Qp - Quasi-Peak detector

Ca - CISPR average detection

This report shall not be reproduced except in full, without the written approval of UL Verification Services Inc.

LINE 2 RESULTS

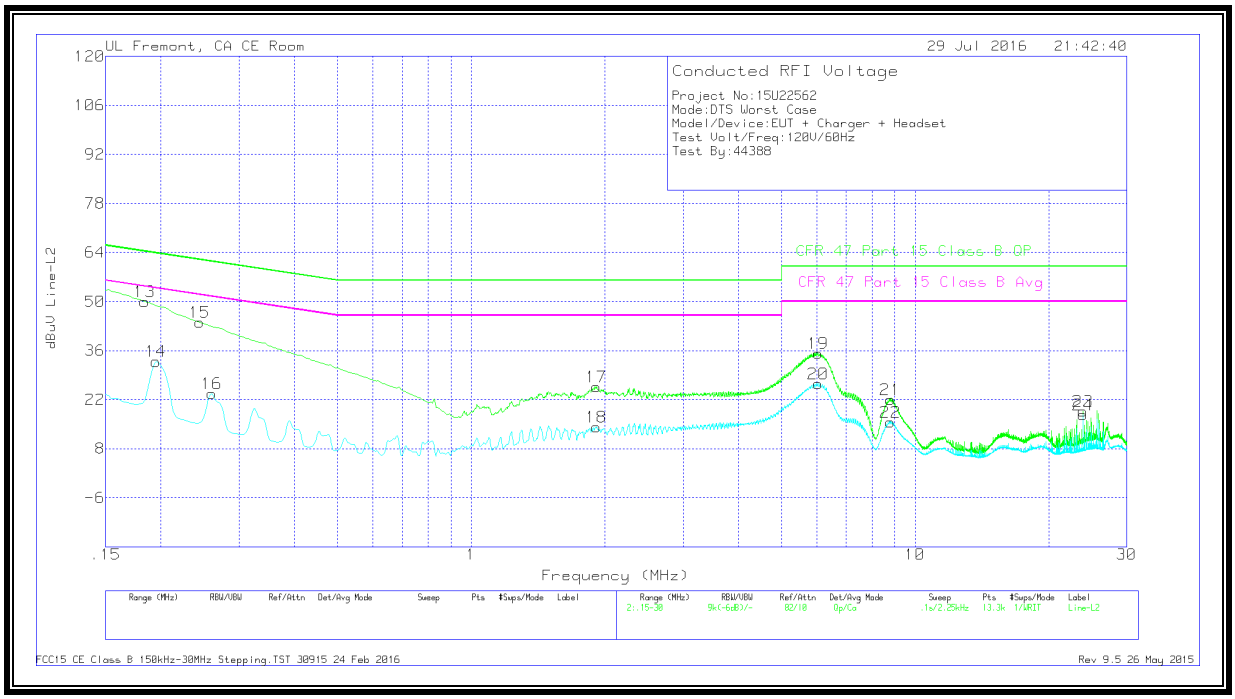

WORST EMISSIONS

Marker	Frequency (MHz)	Meter Reading (dBuV)	Det	LISN L2	LC Cables 2&3	Limiter (dB)	Corrected Reading dBuV	CFR 47 Part 15 Class B QP	QP Margin (dB)	CFR 47 Part 15 Class B Avg	Av(CISPR) Margin (dB)
13	.18375	39.89	Qp	0	0	10.1	49.99	64.31	-14.32	-	-
14	.195	22.78	Ca	0	0	10.1	32.88	-	-	53.82	-20.94
15	.2445	34	Qp	0	0	10.1	44.1	61.94	-17.84	-	-
16	.26025	13.6	Ca	0	0	10.1	23.7	-	-	51.42	-27.72
17	1.91625	15.5	Qp	0	.1	10.1	25.7	56	-30.3	-	-
18	1.91625	3.99	Ca	0	.1	10.1	14.19	-	-	46	-31.81
19	6.054	24.88	Qp	0	.1	10.2	35.18	60	-24.82	-	-
20	6.054	16.31	Ca	0	.1	10.2	26.61	-	-	50	-23.39
21	8.81025	11.76	Qp	0	.1	10.2	22.06	60	-37.94	-	-
22	8.81025	5.36	Ca	0	.1	10.2	15.66	-	-	50	-34.34
23	23.919	7.98	Qp	.1	.2	10.4	18.68	60	-41.32	-	-
24	23.919	6.92	Ca	.1	.2	10.4	17.62	-	-	50	-32.38

Qp - Quasi-Peak detector

Ca - CISPR average detection

This report shall not be reproduced except in full, without the written approval of UL Verification Services Inc.