99% BANDWIDTH, ANTENNA A

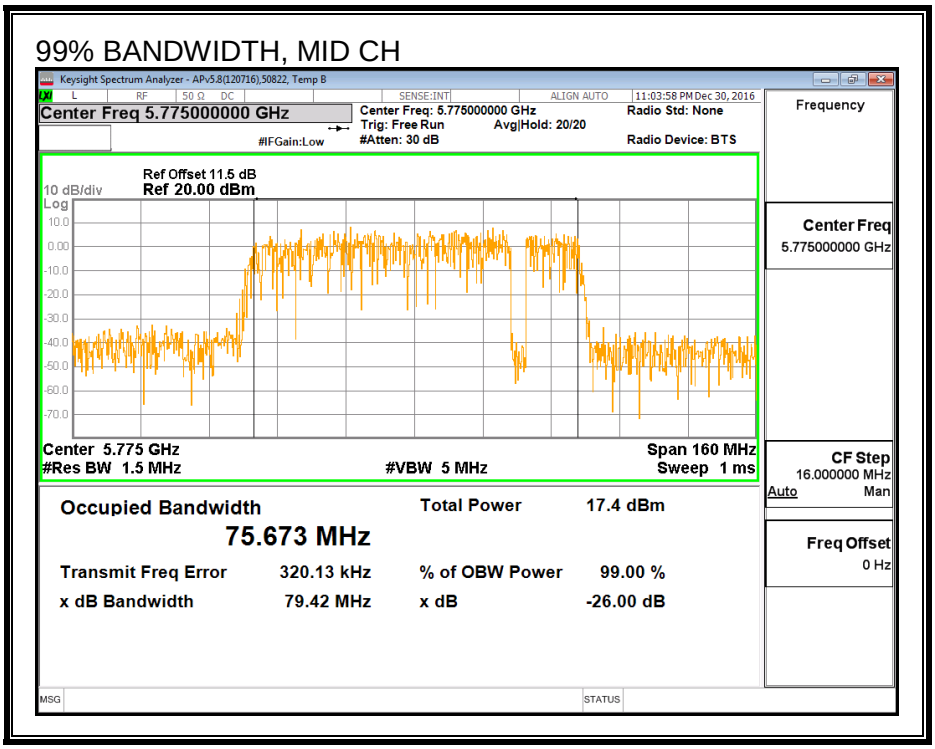

99% BANDWIDTH, ANTENNA B

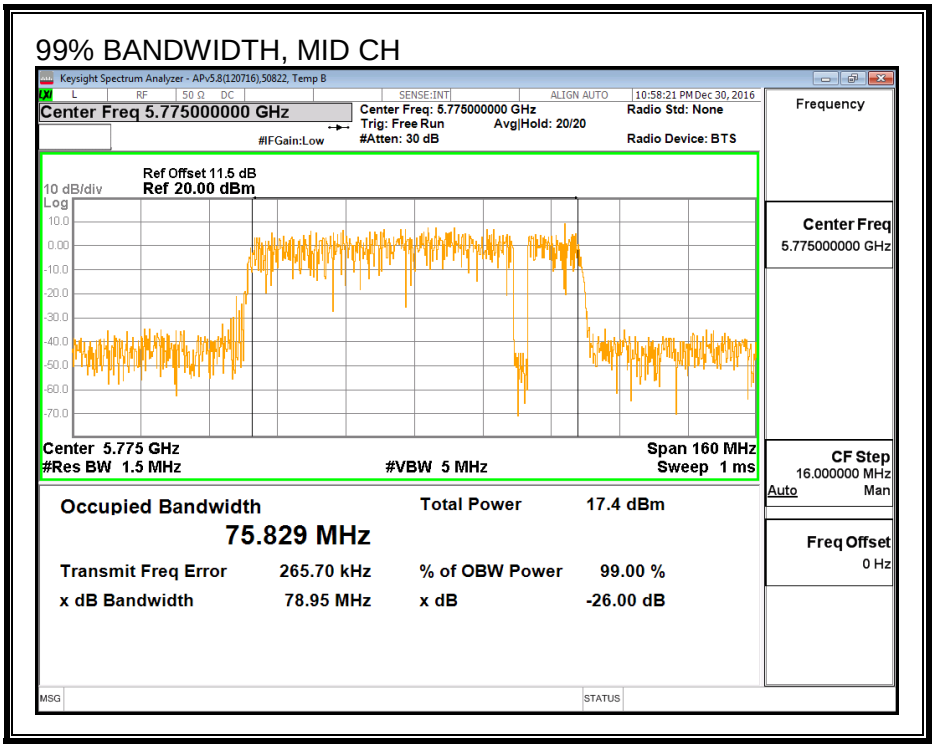

This report shall not be reproduced except in full, without the written approval of UL Verification Services Inc.

8.56.4. AVERAGE POWER

LIMITS

None; for reporting purposes only.

TEST PROCEDURE

Measurements perform using a wideband gated RF power meter.

RESULTS

ID:	40802	Date:	1/21/17

Channel	Frequency (MHz)	Ant A Power (dBm)	Ant B Power (dBm)	Total Power (dBm)
Mid	5775	14.50	14.95	17.74

This report shall not be reproduced except in full, without the written approval of UL Verification Services Inc.

8.56.5. OUTPUT POWER

LIMITS

FCC §15.407 (a) (3)

For the band 5.725-5.85 GHz, the maximum conducted output power over the frequency band of operation shall not exceed 1 W. In addition, the maximum power spectral density shall not exceed 30 dBm in any 500-kHz band. If transmitting antennas of directional gain greater than 6 dBi are used, both the maximum conducted output power and the maximum power spectral density shall be reduced by the amount in dB that the directional gain of the antenna exceeds 6 dBi.

TEST PROCEDURE

Measurements perform using a wideband gated RF power meter provided that the gate parameters are adjusted such that the power is measured only when the EUT is transmitting at its maximum power control level. Since the measurement is made only during the ON time of the transmitter, no duty cycle correction factor is required.

DIRECTIONAL ANTENNA GAIN

The TX chains are uncorrelated and the antenna gain is unequal among the chains. The directional gain is:

Ant A Antenna Gain (dBi)	Ant B Antenna Gain (dBi)	Uncorrelated Chains Directional Gain (dBi)
3.40	3.18	3.29

This report shall not be reproduced except in full, without the written approval of UL Verification Services Inc.

RESULTS

ID:	40802	Date:	1/21/17

Antenna Gain and Limit

Channel	Frequency (MHz)	Directional Gain (dBi)	Power Limit (dBm)
Mid	5775	3.29	30.00

Output Power Results

Channel	Frequency (MHz)	Ant A Meas Power (dBm)	Ant B Meas Power (dBm)	Total Corr'd Power (dBm)	Power Limit (dBm)	Power Margin (dB)
Mid	5775	14.50	14.95	17.74	30.00	-12.26

UL VERIFICATION SERVICES INC. FORM NO: CCSUP4701J
47173 BENICIA STREET, FREMONT, CA 94538, USA TEL: (510) 771-1000 FAX: (510) 661-0888
This report shall not be reproduced except in full, without the written approval of UL Verification Services Inc.

8.56.6. PSD

LIMITS

FCC §15.407 (a) (3)

For the band 5.725-5.85 GHz, the maximum conducted output power over the frequency band of operation shall not exceed 1 W. In addition, the maximum power spectral density shall not exceed 30 dBm in any 500-kHz band. If transmitting antennas of directional gain greater than 6 dBi are used, both the maximum conducted output power and the maximum power spectral density shall be reduced by the amount in dB that the directional gain of the antenna exceeds 6 dBi.

DIRECTIONAL ANTENNA GAIN

The TX chains are correlated and the antenna gain is unequal among the chains. The directional gain is:

Ant A Antenna Gain (dBi)	Ant B Antenna Gain (dBi)	Correlated Chains Directional Gain (dBi)
3.40	3.18	6.30

This report shall not be reproduced except in full, without the written approval of UL Verification Services Inc.

RESULTS

Antenna Gain and Limit

Channel	Frequency (MHz)	Directional Gain (dBi)	PSD Limit (dBm)
Mid	5775	6.30	29.70

Duty Cycle CF (dB)	0.19	Included in Calculations of Corr'd PSD

PSD Results

Channel	Frequency (MHz)	Ant A Meas PSD (dBm)	Ant B Meas PSD (dBm)	Total Corr'd PSD (dBm)	PSD Limit (dBm)	PSD Margin (dB)
Mid	5775	-2.44	-2.15	0.91	29.70	-28.79

UL VERIFICATION SERVICES INC. FORM NO: CCSUP4701J
47173 BENICIA STREET, FREMONT, CA 94538, USA TEL: (510) 771-1000 FAX: (510) 661-0888
This report shall not be reproduced except in full, without the written approval of UL Verification Services Inc.

PSD, ANTENNA A

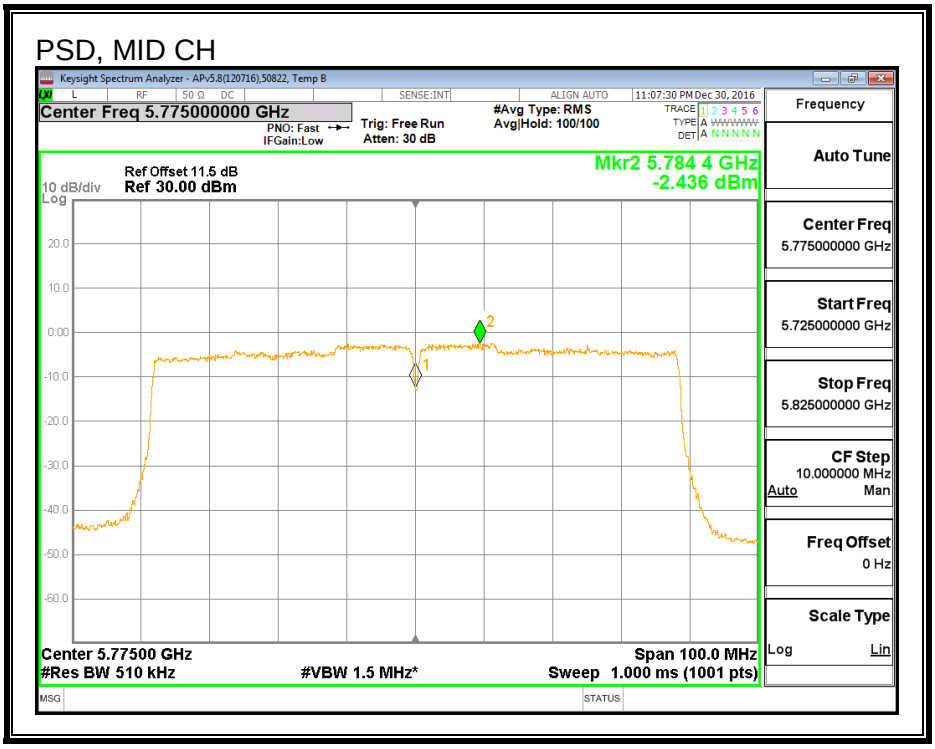

PSD, ANTENNA B

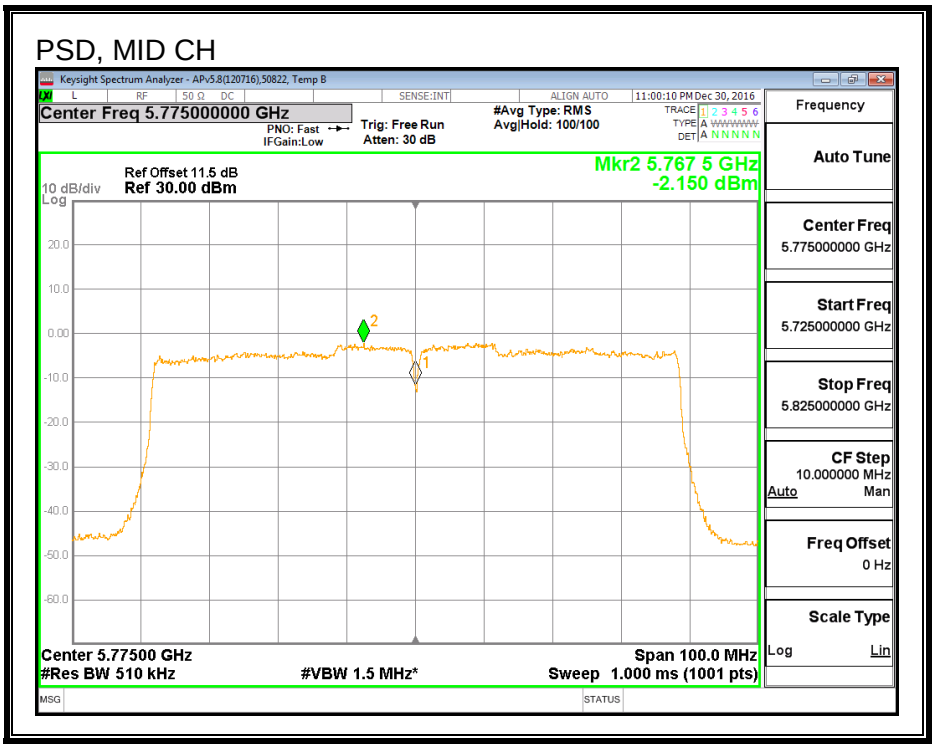

This report shall not be reproduced except in full, without the written approval of UL Verification Services Inc.

8.57. 802.11ac VHT80 2Tx (ANTENNA A + ANTENNA B) STBC MODE IN THE 5.8 GHz BAND

Noted: Covered by 802.11ac VHT80 2Tx (ANTENNA A + ANTENNA B) CDD MODE IN THE 5.8 GHz BAND

This report shall not be reproduced except in full, without the written approval of UL Verification Services Inc.

9. RADIATED TEST RESULTS

9.1. LIMITS AND PROCEDURE

LIMITS

FCC §15.205 and §15.209

Frequency Range (MHz)	Field Strength Limit (uV/m) at 3 m	Field Strength Limit (dBuV/m) at 3 m
30 - 88	100	40
88 - 216	150	43.5
216 - 960	200	46
Above 960	500	54

TEST PROCEDURE

The EUT is placed on a non-conducting table 80 cm above the ground plane for measurement below 1GHz; 1.5 m above the ground plane for measurement above 1GHz. The antenna to EUT distance is 3 meters. The EUT is configured in accordance with ANSI C63.10. The EUT is set to transmit in a continuous mode.

For measurements below 1 GHz the resolution bandwidth is set to 100 kHz for peak detection measurements or 120 kHz for quasi-peak detection measurements. Peak detection is used unless otherwise noted as quasi-peak.

For pre-scans above 1GHz the resolution bandwidth is set to 1 MHz; the video bandwidth is set to 30 KHz for peak measurements.

For final measurements above 1 GHz the resolution bandwidth is set to 1 MHz; the video bandwidth is set to 3 MHz for peak measurements and as applicable for average measurements.

The frequency range of interest is monitored at a fixed antenna height and EUT azimuth. The EUT is rotated through 360 degrees to maximize emissions received. The antenna is scanned from 1 to 4 meters above the ground plane to further maximize the emission. Measurements are made with the antenna polarized in both the vertical and the horizontal positions.

Radiated emission were performed with the EUT set to transmit at the channel with highest output power as worst-case scenario.

This report shall not be reproduced except in full, without the written approval of UL Verification Services Inc.

9.2. TRANSMITTER ABOVE 1GHz

9.2.1. 11n HT20 ANTENNA A SISO MODE IN THE 5.2GHz BAND

RESTRICTED BANDEDGE (LOW CHANNEL)

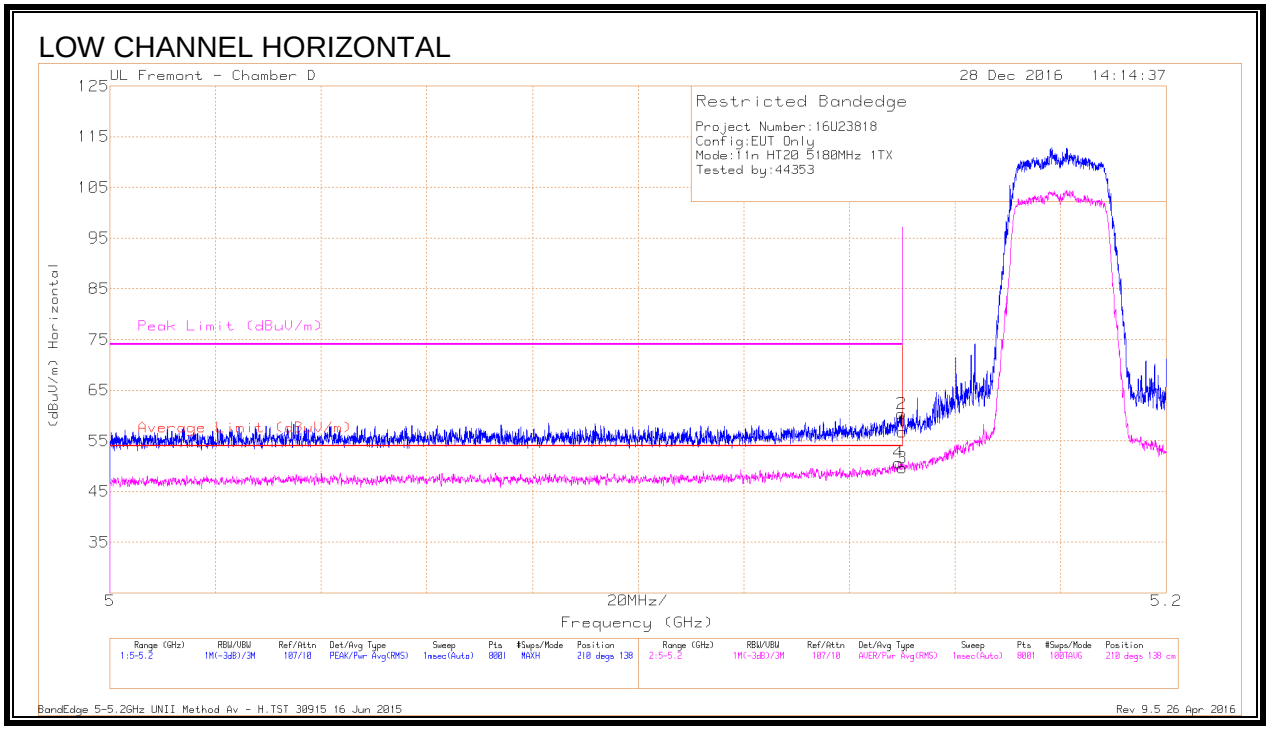

Marker	Frequency (GHz)	Meter Reading (dBuV)	Det	AF T712 (dB/m)	Amp/Cbl/Fltr/ Pad (dB)	DC Corr (dB)	Corrected Reading (dBuV/m)	Average Limit (dBuV/m)	Margin (dB)	Peak Limit (dBuV/m)	PK Margin (dB)	Azimuth (Degs)	Height (cm)	Polarity
1	5.15	41.07	Pk	34.1	-18.4	0	56.77	-	-	74	-17.23	210	138	H
2	* 5.15	44.7	Pk	34.1	-18.4	0	60.4	-	-	74	-13.6	210	138	H
3	5.15	33.94	RMS	34.1	-18.4	0	49.64	54	-4.36	-	-	210	138	H
4	* 5.149	35	RMS	34.1	-18.4	0	50.7	54	-3.3	-	-	210	138	H

* - indicates frequency in CFR47 Pt 15 / IC RSS-Restricted Band
Pk - Peak detector
RMS - RMS detection

UL VERIFICATION SERVICES INC. FORM NO: CCSUP4701J
47173 BENICIA STREET, FREMONT, CA 94538, USA TEL: (510) 771-1000 FAX: (510) 661-0888
This report shall not be reproduced except in full, without the written approval of UL Verification Services Inc.

LOW CHANNEL VERTICAL

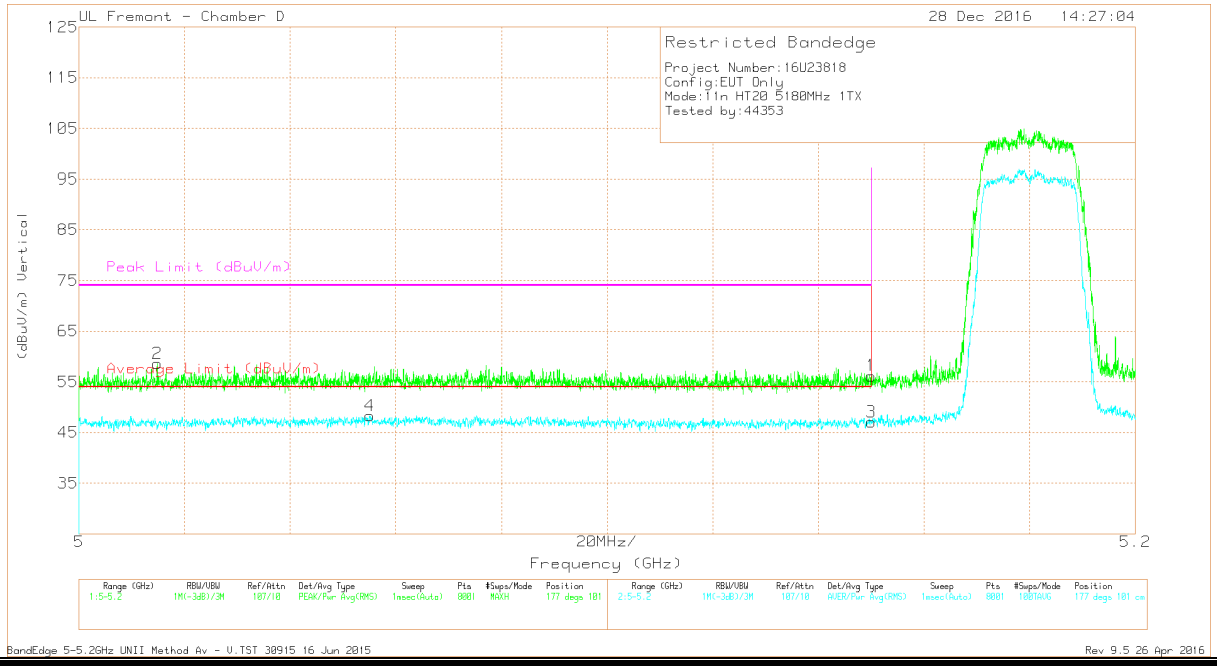

Marker	Frequency (GHz)	Meter Reading (dBuV)	Det	AF T712 (dB/m)	Amp/Cbl/Fltr/Pad (dB)	DC Corr (dB)	Corrected Reading (dBuV/m)	Average Limit (dBuV/m)	Margin (dB)	Peak Limit (dBuV/m)	PK Margin (dB)	Azimuth (Degs)	Height (cm)	Polarity
1	5.15	40.49	Pk	34.1	-18.4	0	56.19	-	-	74	-17.81	177	101	V
2	* 5.015	42.82	Pk	34	-18.2	0	58.62	-	-	74	-15.38	177	101	V
3	5.15	31.38	RMS	34.1	-18.4	0	47.08	54	-6.92	-	-	177	101	V
4	* 5.055	32.41	RMS	34	-18.1	0	48.31	54	-5.69	-	-	177	101	V

* - indicates frequency in CFR47 Pt 15 / IC RSS-Restricted Band
Pk - Peak detector
RMS - RMS detection

UL VERIFICATION SERVICES INC. FORM NO: CCSUP4701J
47173 BENICIA STREET, FREMONT, CA 94538, USA TEL: (510) 771-1000 FAX: (510) 661-0888
This report shall not be reproduced except in full, without the written approval of UL Verification Services Inc.

HARMONICS AND SPURIOUS EMISSIONS

LOW CHANNEL HORIZONTAL

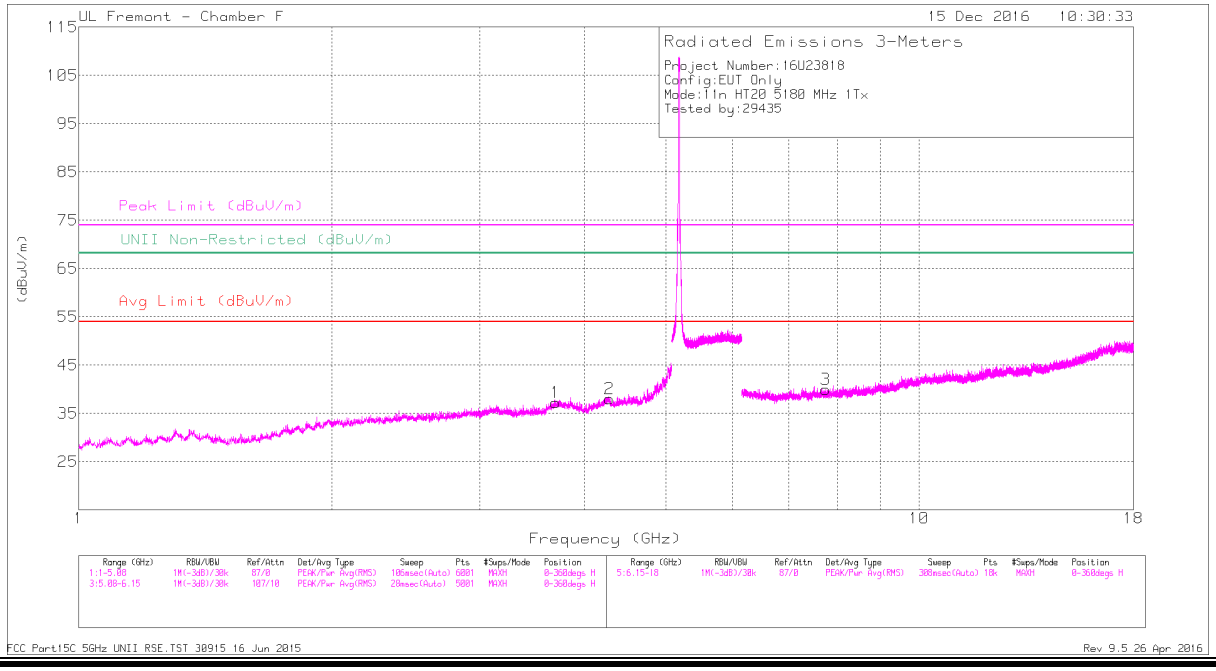

LOW CHANNEL VERTICAL

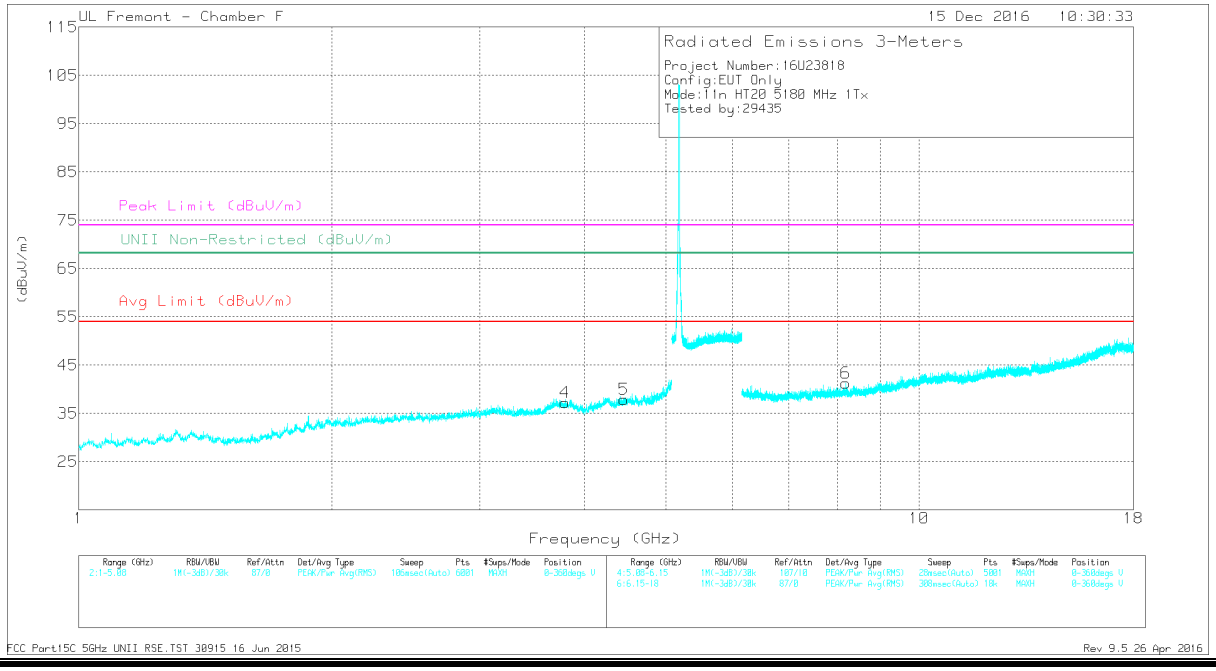

This report shall not be reproduced except in full, without the written approval of UL Verification Services Inc.

Marker	Frequency (GHz)	Meter Reading (dBuV)	Det	AF T344 (dB/m)	Amp/Cbl/ Fltr/Pad (dB)	DC Corr (dB)	Corrected Reading (dBuV/m)	Avg Limit (dBuV/m)	Margin (dB)	Peak Limit (dBuV/m)	PK Margin (dB)	UNII Non-Restricted (dBuV/m)	PK Margin (dB)	Azimuth (Degs)	Height (cm)	Polarity
1	* 3.691	38.26	PK-U	33.3	-28.9	0	42.66	-	-	74	-31.34	-	-	98	122	H
	* 3.693	27.71	ADR	33.3	-28.9	0	32.11	54	-21.89	-	-	-	-	98	122	H
2	* 4.284	37.37	PK-U	33.7	-27	0	44.07	-	-	74	-29.93	-	-	257	234	H
	* 4.283	26.56	ADR	33.7	-26.9	0	33.36	54	-20.64	-	-	-	-	257	234	H
3	* 7.747	36.31	PK-U	35.7	-25.9	0	46.11	-	-	74	-27.89	-	-	331	230	H
	* 7.746	25.64	ADR	35.7	-25.9	0	35.44	54	-18.56	-	-	-	-	331	230	H
4	* 3.789	38.49	PK-U	33.4	-29.4	0	42.49	-	-	74	-31.51	-	-	114	142	V
	* 3.788	27.96	ADR	33.4	-29.4	0	31.96	54	-22.04	-	-	-	-	114	142	V
5	4.457	31.08	Pk	34	-27.2	0	37.88	-	-	-	-	68.2	-30.32	132	100	V
6	* 8.181	35.02	PK-U	35.8	-24.3	0	46.52	-	-	74	-27.48	-	-	63	236	V
	* 8.182	24.61	ADR	35.8	-24.3	0	36.11	54	-17.89	-	-	-	-	63	236	V

* - indicates frequency in CFR47 Pt 15 / IC RSS-Restricted Band
PK-U - U-NII: Maximum Peak
ADR - U-NII AD primary method, RMS average

This report shall not be reproduced except in full, without the written approval of UL Verification Services Inc.

MID CHANNEL HORIZONTAL

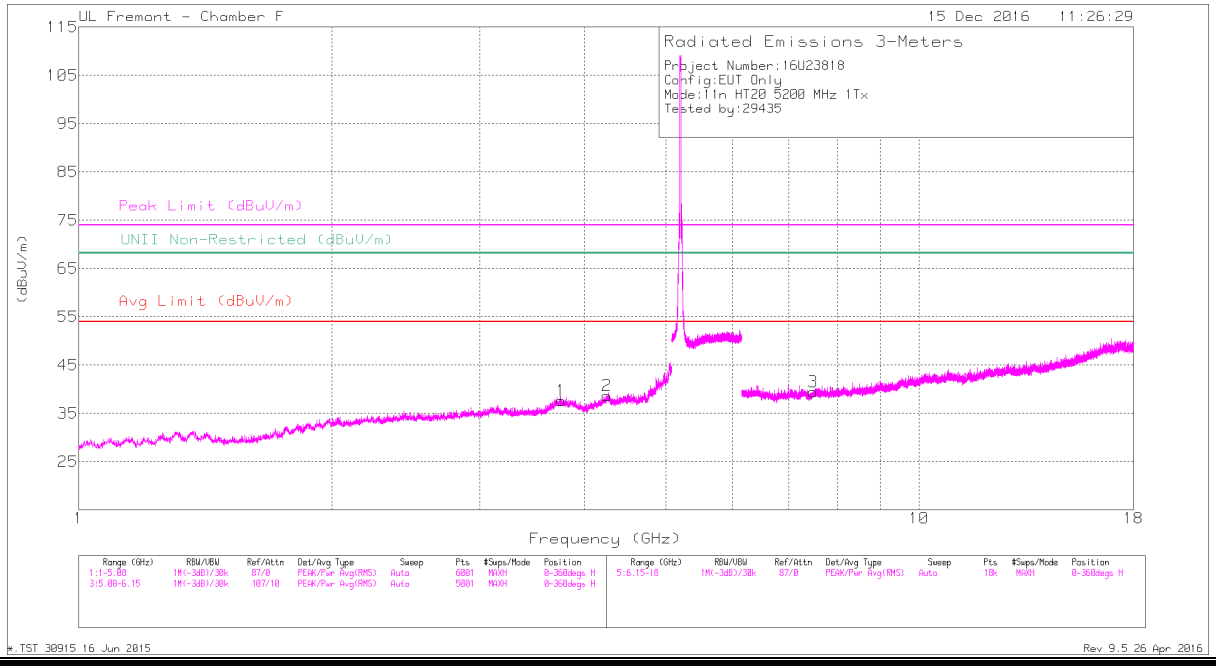

MID CHANNEL VERTICAL

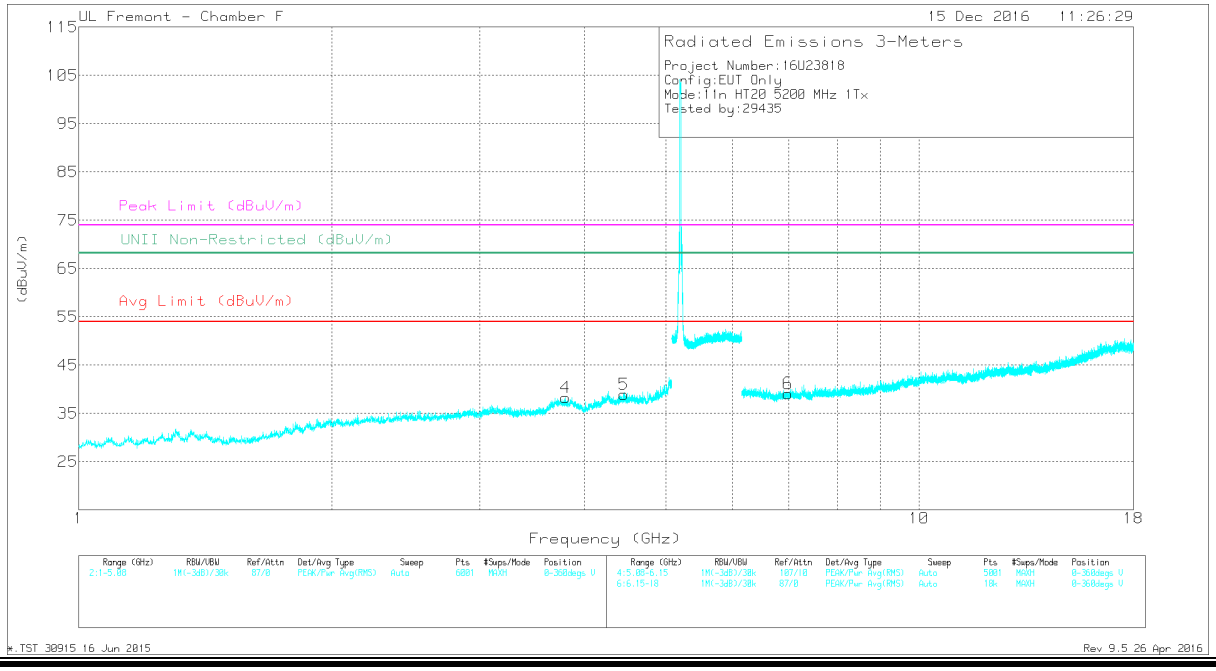

This report shall not be reproduced except in full, without the written approval of UL Verification Services Inc.

Marker	Frequency (GHz)	Meter Reading (dBuV)	Det	AF T344 (dB/m)	Amp/Cbl/Fltr/ Pad (dB)	Corrected Reading (dBuV/m)	Avg Limit (dBuV/m)	Margin (dB)	Peak Limit (dBuV/m)	PK Margin (dB)	UNII Non-Restricted (dBuV/m)	PK Margin (dB)	Azimuth (Degs)	Height (cm)	Polarity
1	* 3.749	38.98	PK-U	33.4	-29.2	43.18	-	-	74	-30.82	-	-	340	256	H
	* 3.748	27.99	ADR	33.4	-29.2	32.19	54	-21.81	-	-	-	-	340	256	H
2	* 4.255	36.96	PK-U	33.7	-26.5	44.16	-	-	74	-29.84	-	-	209	176	H
	* 4.254	26.31	ADR	33.7	-26.5	33.51	54	-20.49	-	-	-	-	209	176	H
3	* 7.489	36.44	PK-U	35.6	-25.3	46.74	-	-	74	-27.26	-	-	32	197	H
	* 7.489	25.49	ADR	35.6	-25.3	35.79	54	-18.21	-	-	-	-	32	197	H
4	* 3.796	38.88	PK-U	33.4	-29.3	42.98	-	-	74	-31.02	-	-	91	220	V
	* 3.795	28.02	ADR	33.4	-29.3	32.12	54	-21.88	-	-	-	-	91	220	V
5	4.456	32.2	Pk	34	-27.2	39	-	-	-	-	68.2	-29.2	84	190	V
6	6.988	29.64	Pk	35.5	-26	39.14	-	-	-	-	68.2	-29.06	216	320	V

* - indicates frequency in CFR47 Pt 15 / IC RSS-Restricted Band
PK-U - U-NII: Maximum Peak
ADR - U-NII AD primary method, RMS average

UL VERIFICATION SERVICES INC. FORM NO: CCSUP4701J
47173 BENICIA STREET, FREMONT, CA 94538, USA TEL: (510) 771-1000 FAX: (510) 661-0888
This report shall not be reproduced except in full, without the written approval of UL Verification Services Inc.

HIGH CHANNEL HORIZONTAL

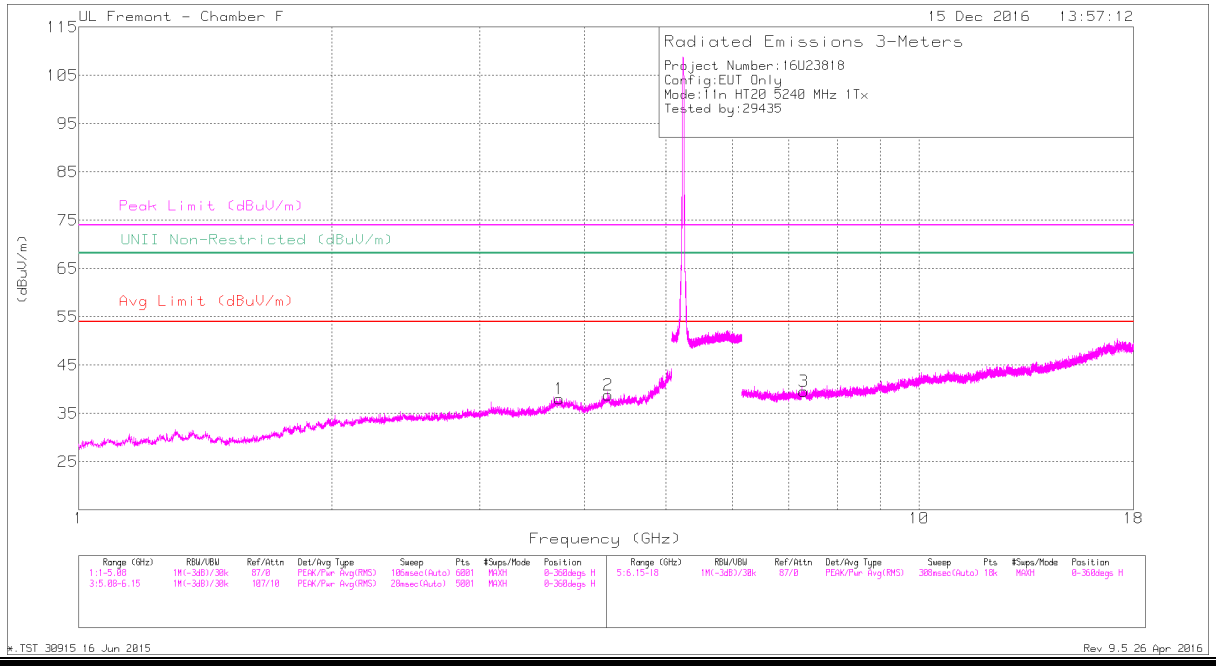

HIGH CHANNEL VERTICAL

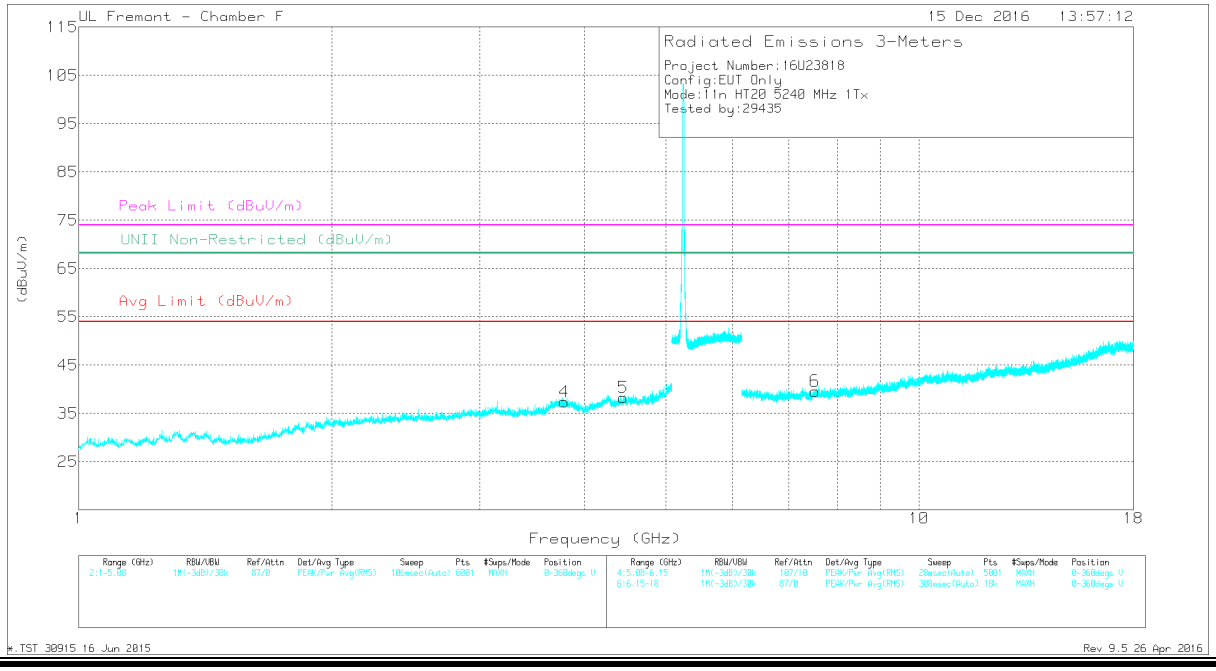

UL VERIFICATION SERVICES INC. FORM NO: CCSUP4701J
47173 BENICIA STREET, FREMONT, CA 94538, USA TEL: (510) 771-1000 FAX: (510) 661-0888
This report shall not be reproduced except in full, without the written approval of UL Verification Services Inc.

Marker	Frequency (GHz)	Meter Reading (dBuV)	Det	AF T344 (dB/m)	Amp/Cbl/ Fltr/Pad (dB)	Corrected Reading (dBuV/m)	Avg Limit (dBuV/m)	Margin (dB)	Peak Limit (dBuV/m)	PK Margin (dB)	UNII Non-Restricted (dBuV/m)	PK Margin (dB)	Azimuth (Degs)	Height (cm)	Polarity
1	* 3.736	38.45	PK-U	33.4	-29.2	42.65	-	-	74	-31.35	-	-	314	148	H
	* 3.734	27.74	ADR	33.4	-29.2	31.94	54	-22.06	-	-	-	-	314	148	H
2	* 4.271	37.38	PK-U	33.7	-26.5	44.58	-	-	74	-29.42	-	-	189	135	H
	* 4.271	26.57	ADR	33.7	-26.5	33.77	54	-20.23	-	-	-	-	189	135	H
3	* 7.294	36.44	PK-U	35.5	-25.3	46.64	-	-	74	-27.36	-	-	193	131	H
	* 7.294	25.28	ADR	35.5	-25.3	35.48	54	-18.52	-	-	-	-	193	131	H
4	* 3.785	38.96	PK-U	33.4	-29.4	42.96	-	-	74	-31.04	-	-	79	242	V
	* 3.784	27.96	ADR	33.4	-29.4	31.96	54	-22.04	-	-	-	-	79	242	V
5	4.444	31.85	Pk	34	-27.5	38.35	-	-	-	-	68.2	-29.85	330	201	V
6	* 7.518	35.24	PK-U	35.6	-25	45.84	-	-	74	-28.16	-	-	327	228	V
	* 7.52	24.98	ADR	35.6	-25	35.58	54	-18.42	-	-	-	-	327	228	V

* - indicates frequency in CFR47 Pt 15 / IC RSS-Restricted Band
PK-U - U-NII: Maximum Peak
ADR - U-NII AD primary method, RMS average

UL VERIFICATION SERVICES INC. FORM NO: CCSUP4701J
47173 BENICIA STREET, FREMONT, CA 94538, USA TEL: (510) 771-1000 FAX: (510) 661-0888
This report shall not be reproduced except in full, without the written approval of UL Verification Services Inc.

9.2.2. 11n HT20 ANTENNA B SISO MODE IN THE 5.2GHz BAND

RESTRICTED BANDEDGE (LOW CHANNEL)

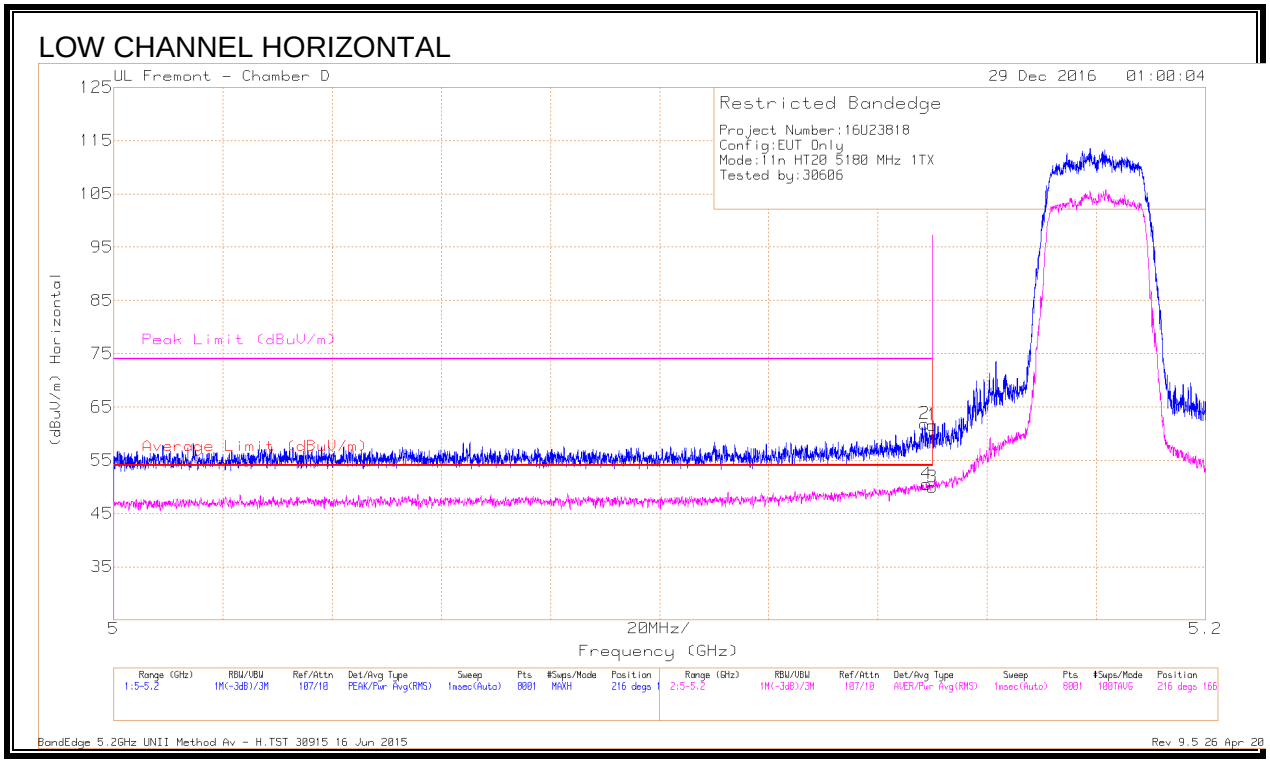

Marker	Frequency (GHz)	Meter Reading (dBuV)	Det	AF T712 (dB/m)	Amp/Cbl/Fltr/Pad (dB)	Corrected Reading (dBuV/m)	Average Limit (dBuV/m)	Margin (dB)	Peak Limit (dBuV/m)	PK Margin (dB)	Azimuth (Degs)	Height (cm)	Polarity
1	5.15	45.88	Pk	34.1	-18.4	61.58	-	-	74	-12.42	216	166	H
2	* 5.149	46.14	Pk	34.1	-18.4	61.84	-	-	74	-12.16	216	166	H
3	5.15	34.24	RMS	34.1	-18.4	49.94	54	-4.06	-	-	216	166	H
4	* 5.149	34.83	RMS	34.1	-18.4	50.53	54	-3.47	-	-	216	166	H

* - indicates frequency in CFR47 Pt 15 / IC RSS-Restricted Band
Pk - Peak detector
RMS - RMS detection

This report shall not be reproduced except in full, without the written approval of UL Verification Services Inc.

LOW CHANNEL VERTICAL

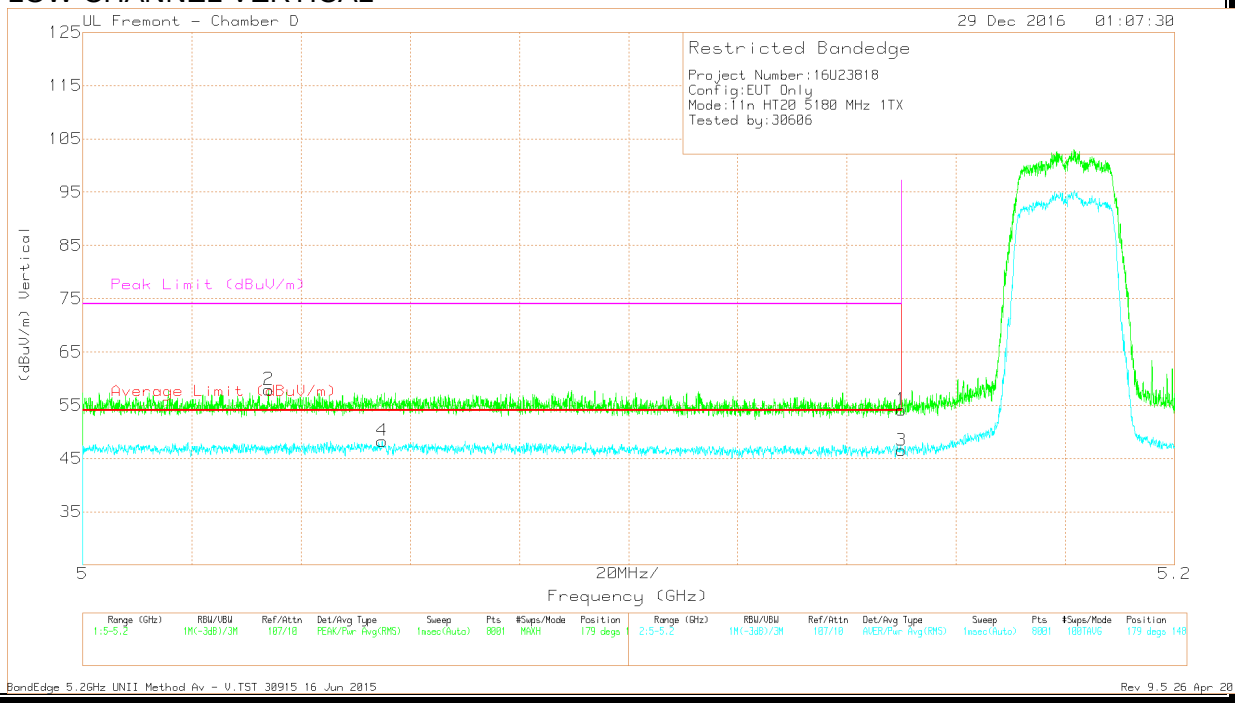

Marker	Frequency (GHz)	Meter Reading (dBuV)	Det	AF T712 (dB/m)	Amp/Cbl/Fltr/Pad (dB)	Corrected Reading (dBuV/m)	Average Limit (dBuV/m)	Margin (dB)	Peak Limit (dBuV/m)	PK Margin (dB)	Azimuth (Degs)	Height (cm)	Polarity
1	5.15	38.45	Pk	34.1	-18.4	54.15	-	-	74	-19.85	179	148	V
2	* 5.034	42.05	Pk	34	-18.1	57.95	-	-	74	-16.05	179	148	V
3	5.15	30.81	RMS	34.1	-18.4	46.51	54	-7.49	-	-	179	148	V
4	* 5.055	32.41	RMS	34	-18.1	48.31	54	-5.69	-	-	179	148	V

* - indicates frequency in CFR47 Pt 15 / IC RSS-Restricted Band
Pk - Peak detector
RMS - RMS detection

UL VERIFICATION SERVICES INC. FORM NO: CCSUP4701J
47173 BENICIA STREET, FREMONT, CA 94538, USA TEL: (510) 771-1000 FAX: (510) 661-0888
This report shall not be reproduced except in full, without the written approval of UL Verification Services Inc.

HARMONICS AND SPURIOUS EMISSIONS

LOW CHANNEL HORIZONTAL

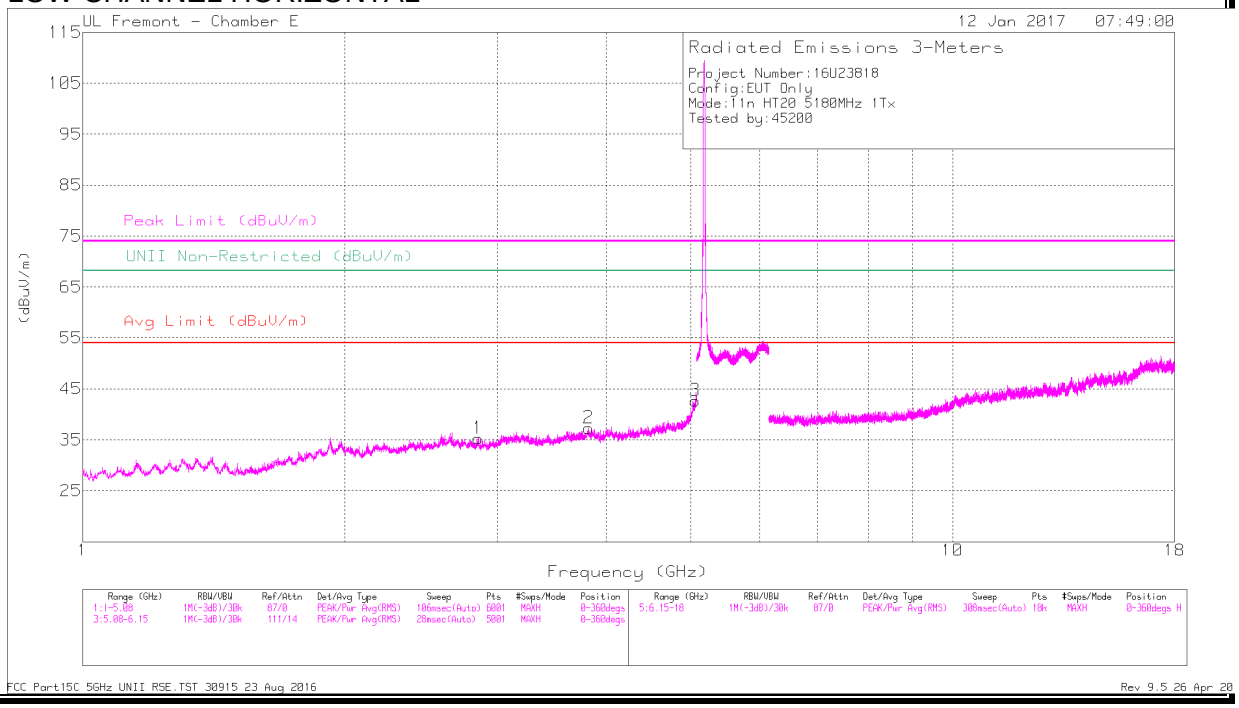

LOW CHANNEL VERTICAL

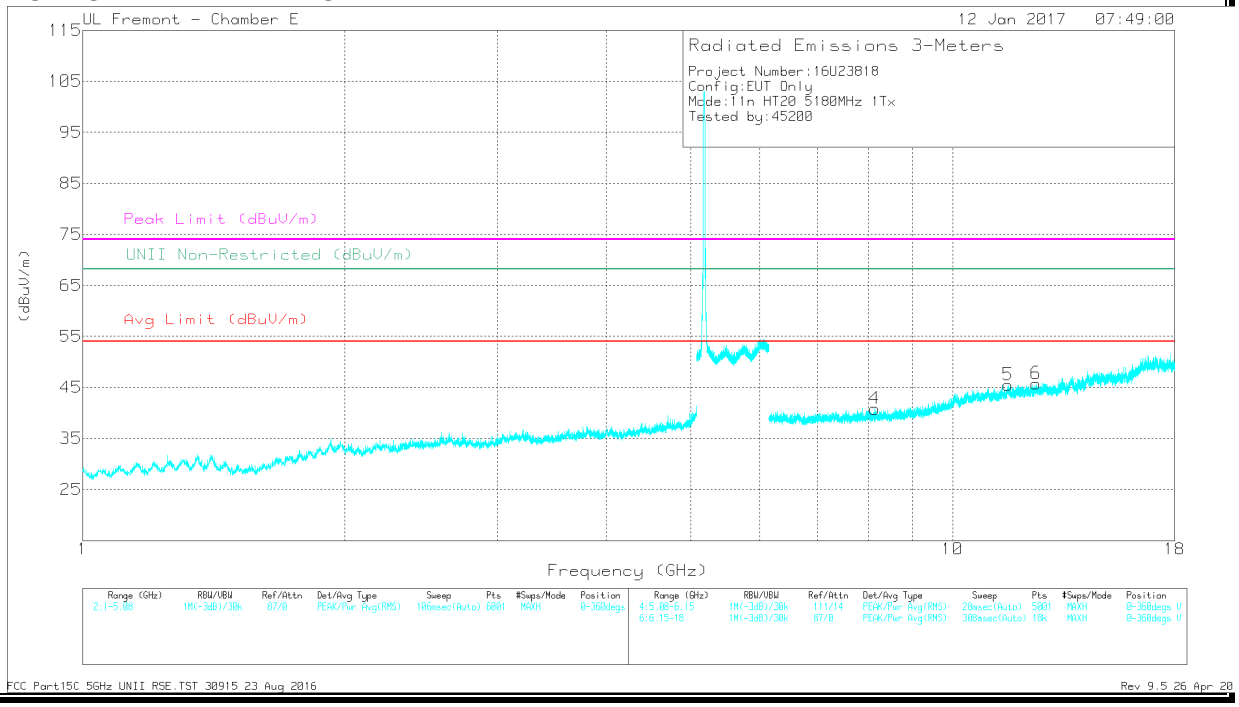

UL VERIFICATION SERVICES INC. FORM NO: CCSUP4701J
47173 BENICIA STREET, FREMONT, CA 94538, USA TEL: (510) 771-1000 FAX: (510) 661-0888
This report shall not be reproduced except in full, without the written approval of UL Verification Services Inc.

Marker	Frequency (GHz)	Meter Reading (dBuV)	Det	AF T711 (dB/m)	Amp/Cbl/Fltr/ Pad (dB)	Corrected Reading (dBuV/m)	Avg Limit (dBuV/m)	Margin (dB)	Peak Limit (dBuV/m)	PK Margin (dB)	UNII Non-Restricted (dBuV/m)	PK Margin (dB)	Azimuth (Degs)	Height (cm)	Polarity
1	* 2.849	41.4	PK-U	32.2	-31.6	42	-	-	74	-32	-	-	302	248	H
	* 2.85	30.26	ADR	32.2	-31.6	30.86	54	-23.14	-	-	-	-	302	248	H
2	* 3.816	39.75	PK-U	33.1	-29.8	43.05	-	-	74	-30.95	-	-	23	311	H
	* 3.814	29.34	ADR	33.1	-29.7	32.74	54	-21.26	-	-	-	-	23	311	H
3	* 5.06	44.01	PK-U	34	-27.8	50.21	-	-	74	-23.79	-	-	281	119	H
	* 5.06	33.31	ADR	34	-27.8	39.51	54	-14.49	-	-	-	-	281	119	H
4	* 8.135	37.25	PK-U	35.7	-26.8	46.15	-	-	74	-27.85	-	-	0	182	V
	* 8.135	26.77	ADR	35.7	-26.8	35.67	54	-18.33	-	-	-	-	0	182	V
5	* 11.587	36.12	PK-U	38.4	-22.4	52.12	-	-	74	-21.88	-	-	151	108	V
	* 11.587	24.98	ADR	38.4	-22.4	40.98	54	-13.02	-	-	-	-	151	108	V
6	* 12.477	36.75	PK-U	39.1	-23.4	52.45	-	-	74	-21.55	-	-	325	302	V
	* 12.479	25.86	ADR	39.1	-23.4	41.56	54	-12.44	-	-	-	-	325	302	V

* - indicates frequency in CFR47 Pt 15 / IC RSS-Restricted Band

PK-U - U-NII: Maximum Peak

ADR - U-NII AD primary method, RMS average

FCC Part15C 5GHz UNII RSE.TST 30915 23 Aug 2016
Rev 9.5 26 Apr 2016

UL VERIFICATION SERVICES INC. FORM NO: CCSUP4701J
47173 BENICIA STREET, FREMONT, CA 94538, USA TEL: (510) 771-1000 FAX: (510) 661-0888

This report shall not be reproduced except in full, without the written approval of UL Verification Services Inc.

MID CHANNEL HORIZONTAL

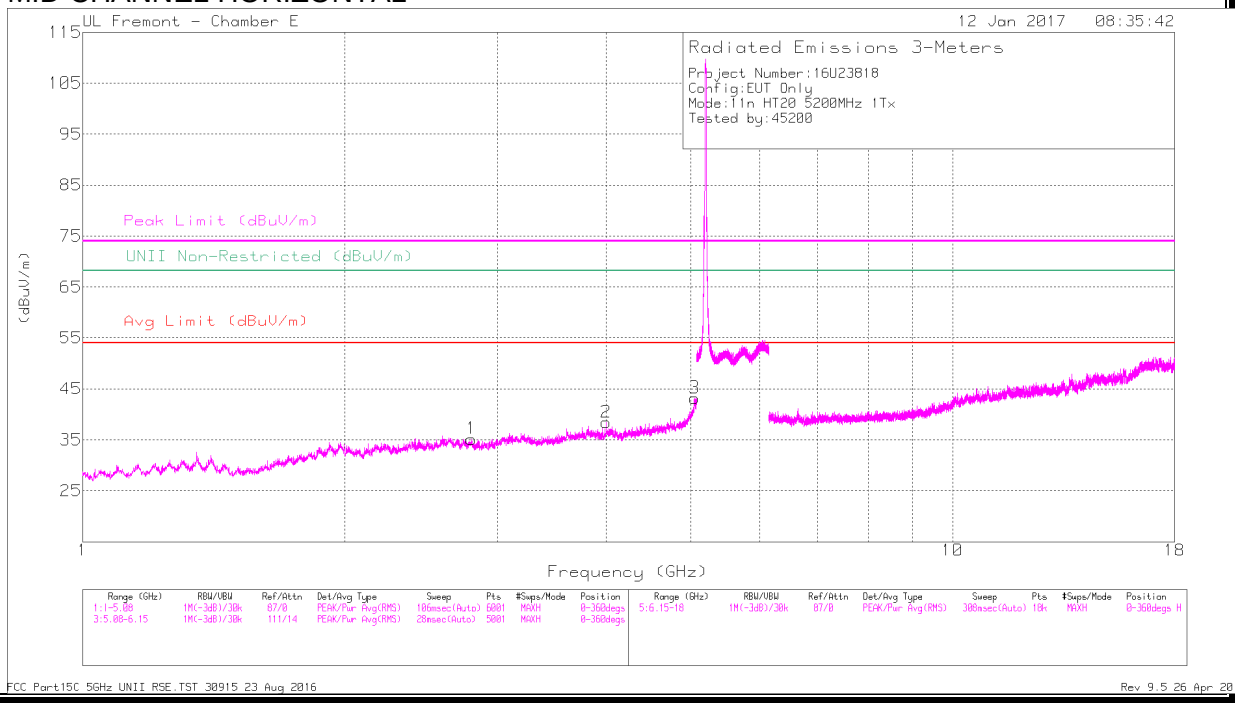

MID CHANNEL VERTICAL

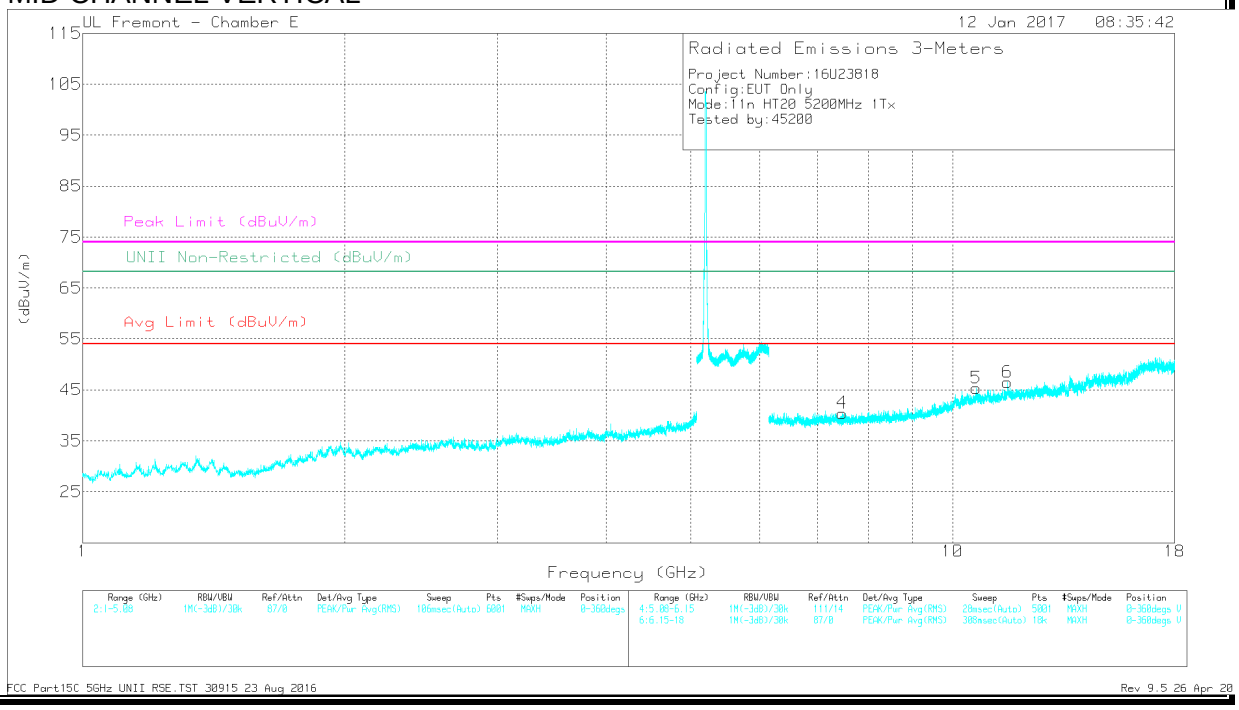

UL VERIFICATION SERVICES INC. FORM NO: CCSUP4701J
47173 BENICIA STREET, FREMONT, CA 94538, USA TEL: (510) 771-1000 FAX: (510) 661-0888
This report shall not be reproduced except in full, without the written approval of UL Verification Services Inc.

Marker	Frequency (GHz)	Meter Reading (dBuV)	Det	AF T711 (dB/m)	Amp/Cbl/ Fltr/Pad (dB)	Corrected Reading (dBuV/m)	Avg Limit (dBuV/m)	Margin (dB)	Peak Limit (dBuV/m)	PK Margin (dB)	UNII Non-Restricted (dBuV/m)	PK Margin (dB)	Azimuth (Degs)	Height (cm)	Polarity
1	* 2.796	41.87	PK-U	32.4	-32	42.27	-	-	74	-31.73	-	-	302	255	H
	* 2.797	30.4	ADR	32.4	-32	30.8	54	-23.2	-	-	-	-	302	255	H
2	* 3.995	40.05	PK-U	33.1	-30	43.15	-	-	74	-30.85	-	-	63	373	H
	* 3.998	29.46	ADR	33.1	-29.9	32.66	54	-21.34	-	-	-	-	63	373	H
3	* 5.048	45.69	PK-U	34	-28.3	51.39	-	-	74	-22.61	-	-	283	186	H
	* 5.049	34.1	ADR	34	-28.2	39.9	54	-14.1	-	-	-	-	283	186	H
4	* 7.472	37.75	PK-U	35.5	-27.4	45.85	-	-	74	-28.15	-	-	122	294	V
	* 7.472	27.55	ADR	35.5	-27.4	35.65	54	-18.35	-	-	-	-	122	294	V
5	* 10.654	36.4	PK-U	37.9	-23	51.3	-	-	74	-22.7	-	-	98	288	V
	* 10.653	25.52	ADR	37.9	-23	40.42	54	-13.58	-	-	-	-	98	288	V
6	* 11.567	35.54	PK-U	38.4	-21.9	52.04	-	-	74	-21.96	-	-	211	178	V
	* 11.569	25.02	ADR	38.4	-21.9	41.52	54	-12.48	-	-	-	-	211	178	V

* - indicates frequency in CFR47 Pt 15 / IC RSS-Restricted Band

PK-U - U-NII: Maximum Peak

ADR - U-NII AD primary method, RMS average

FCC Part15C 5GHz UNII RSE.TST 30915 23 Aug 2016
Rev 9.5 26 Apr 2016

UL VERIFICATION SERVICES INC. FORM NO: CCSUP4701J
47173 BENICIA STREET, FREMONT, CA 94538, USA TEL: (510) 771-1000 FAX: (510) 661-0888

This report shall not be reproduced except in full, without the written approval of UL Verification Services Inc.

HIGH CHANNEL HORIZONTAL

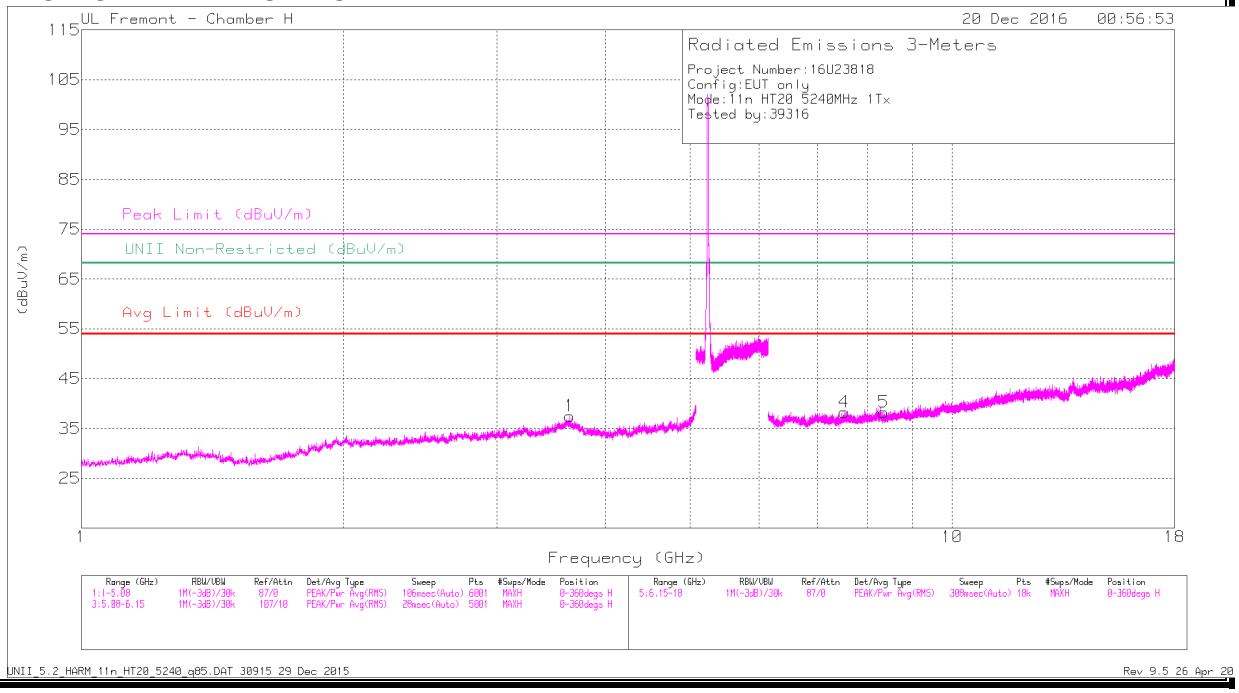

HIGH CHANNEL VERTICAL

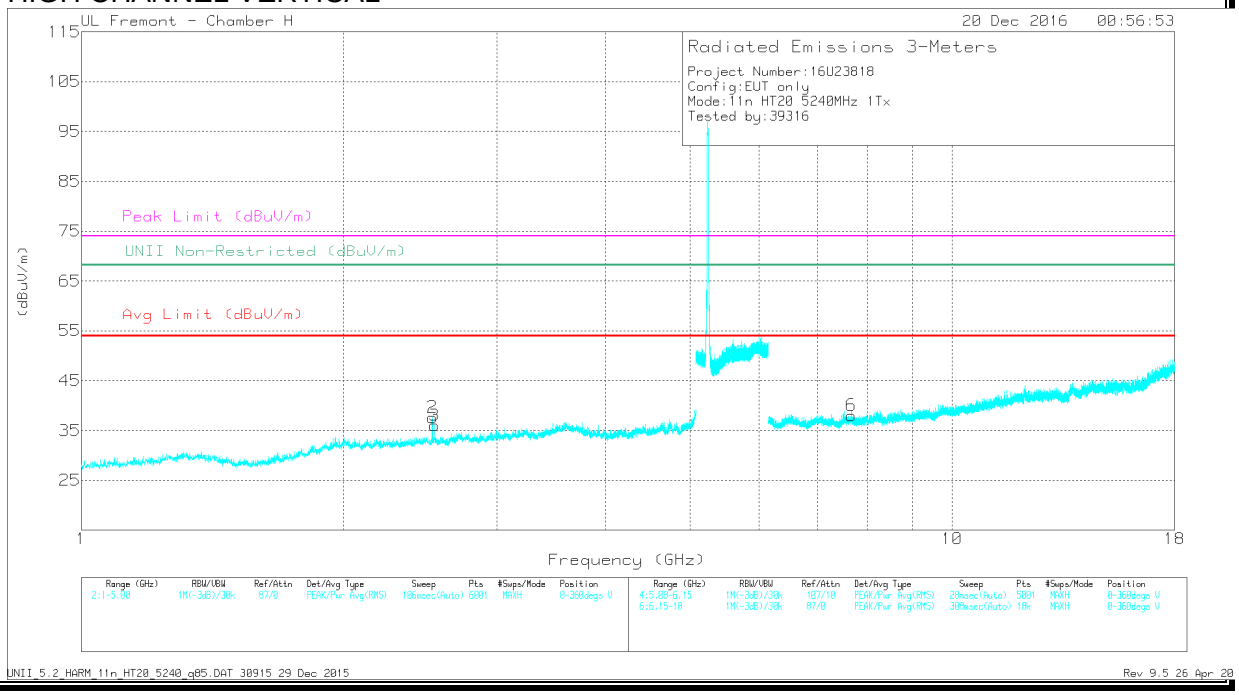

This report shall not be reproduced except in full, without the written approval of UL Verification Services Inc.

Marker	Frequency (GHz)	Meter Reading (dBuV)	Det	AF T120 (dB/m)	Amp/Cbl /Fltr/Pad (dB)	Corrected Reading (dBuV/m)	Avg Limit (dBuV/m)	Margin (dB)	Peak Limit (dBuV/m)	PK Margin (dB)	UNII Non-Restricted (dBuV/m)	PK Margin (dB)	Azimuth (Degs)	Height (cm)	Polarity
1	* 3.634	43.74	PK-U	34.9	-35.8	42.84	-	-	74	-31.16	-	-	65	389	H
	* 3.638	32.9	ADR	34.9	-35.9	31.9	54	-22.1	-	-	-	-	65	389	H
2	2.532	46.95	PK-U	32.2	-38.1	41.05	-	-	-	-	68.2	-27.15	232	303	V
	2.544	46.58	PK-U	32.2	-38.1	40.68	-	-	-	-	68.2	-27.52	113	360	V
3	14.468	24.29	ADR	39.9	-23.7	40.49	-	-	-	-	-	-	255	288	V
	14.469	37.77	PK-U	39.9	-23.8	53.87	-	-	-	-	68.2	-14.33	255	288	V
4	* 7.513	39.34	PK-U	35.8	-31	44.14	-	-	74	-29.86	-	-	56	303	H
	* 7.512	28.49	ADR	35.8	-31.1	33.19	54	-20.81	-	-	-	-	56	303	H
5	* 8.347	40.45	PK-U	35.8	-30.4	45.85	-	-	74	-28.15	-	-	261	312	H
	* 8.346	28.09	ADR	35.8	-30.4	33.49	54	-20.51	-	-	-	-	261	312	H
6	* 7.658	39.27	PK-U	35.8	-30.6	44.47	-	-	74	-29.53	-	-	348	344	V
	* 7.658	28.55	ADR	35.8	-30.6	33.75	54	-20.25	-	-	-	-	348	344	V

* - indicates frequency in CFR47 Pt 15 / IC RSS-Restricted Band
PK-U - U-NII: Maximum Peak
ADR - U-NII AD primary method, RMS average

UL VERIFICATION SERVICES INC. FORM NO: CCSUP4701J
47173 BENICIA STREET, FREMONT, CA 94538, USA TEL: (510) 771-1000 FAX: (510) 661-0888
This report shall not be reproduced except in full, without the written approval of UL Verification Services Inc.

9.2.3. 11n HT20 2TX CDD MIMO MODE IN THE 5.2GHz BAND

RESTRICTED BANDEDGE (LOW CHANNEL)

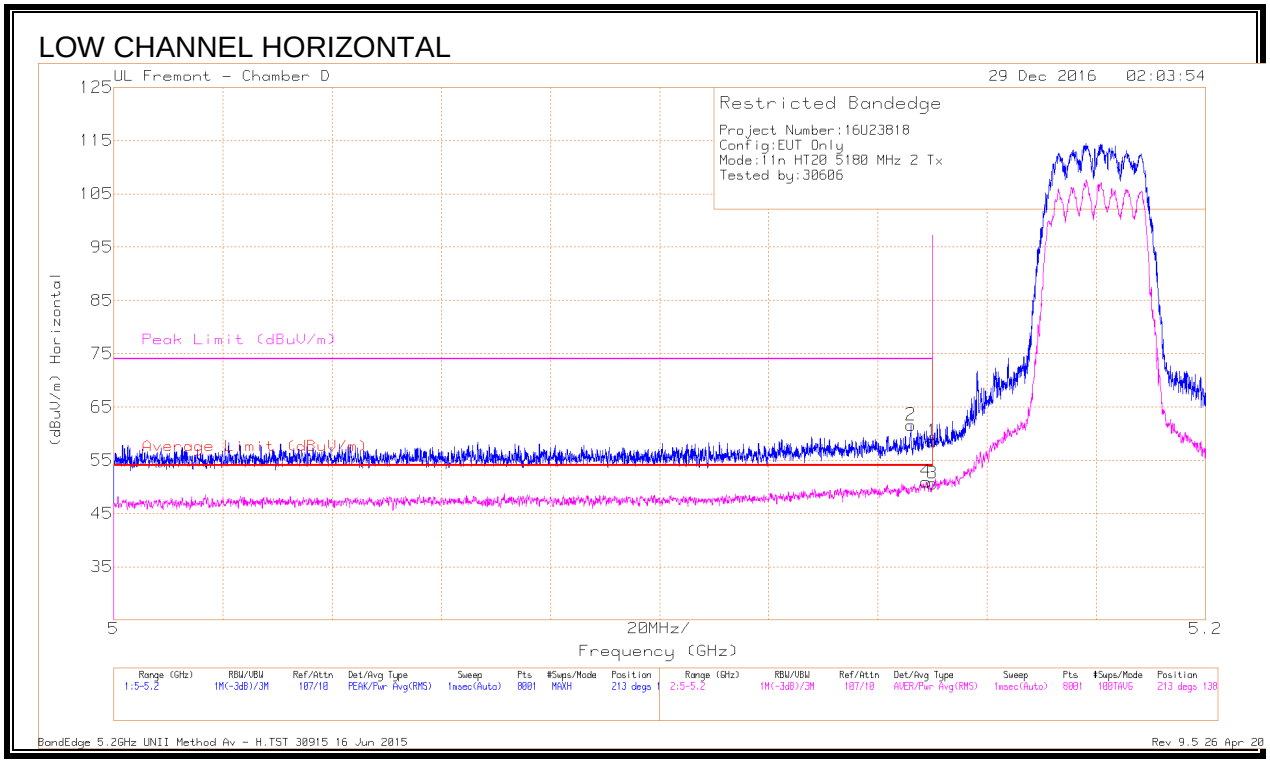

Marker	Frequency (GHz)	Meter Reading (dBuV)	Det	AF T712 (dB/m)	Amp/Cbl/Fltr/Pad (dB)	Corrected Reading (dBuV/m)	Average Limit (dBuV/m)	Margin (dB)	Peak Limit (dBuV/m)	PK Margin (dB)	Azimuth (Degs)	Height (cm)	Polarity
1	5.15	42.91	Pk	34.1	-18.4	58.61	-	-	74	-15.39	213	138	H
2	* 5.146	45.9	Pk	34.1	-18.4	61.6	-	-	74	-12.4	213	138	H
3	5.15	34.94	RMS	34.1	-18.4	50.64	54	-3.36	-	-	213	138	H
4	* 5.149	35.29	RMS	34.1	-18.4	50.99	54	-3.01	-	-	213	138	H

* - indicates frequency in CFR47 Pt 15 / IC RSS-Restricted Band
Pk - Peak detector
RMS - RMS detection

This report shall not be reproduced except in full, without the written approval of UL Verification Services Inc.

LOW CHANNEL VERTICAL

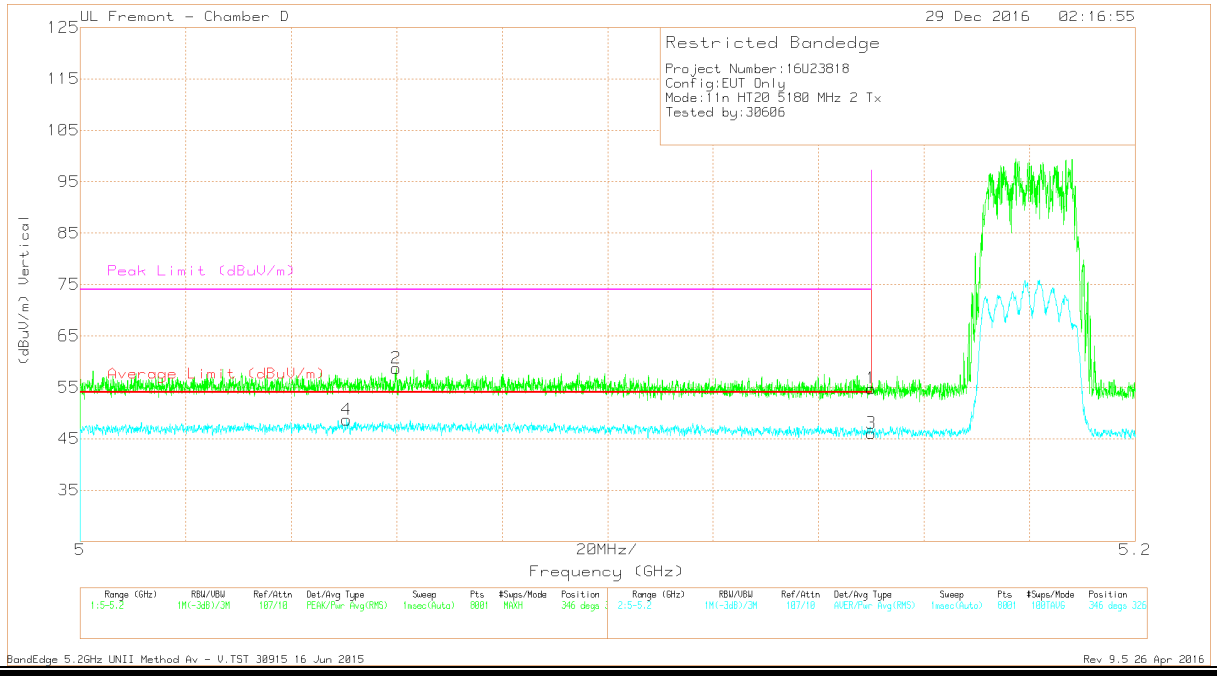

Marker	Frequency (GHz)	Meter Reading (dBuV)	Det	AF T712 (dB/m)	Amp/Cbl/Fltr/Pad (dB)	Corrected Reading (dBuV/m)	Average Limit (dBuV/m)	Margin (dB)	Peak Limit (dBuV/m)	PK Margin (dB)	Azimuth (Degs)	Height (cm)	Polarity
1	5.15	39.08	Pk	34.1	-18.4	54.78	-	-	74	-19.22	346	326	V
2	* 5.06	42.8	Pk	34	-18.1	58.7	-	-	74	-15.3	346	326	V
3	5.15	30.38	RMS	34.1	-18.4	46.08	54	-7.92	-	-	346	326	V
4	* 5.051	32.8	RMS	34	-18.1	48.7	54	-5.3	-	-	346	326	V

* - indicates frequency in CFR47 Pt 15 / IC RSS-Restricted Band
Pk - Peak detector
RMS - RMS detection

UL VERIFICATION SERVICES INC. FORM NO: CCSUP4701J
47173 BENICIA STREET, FREMONT, CA 94538, USA TEL: (510) 771-1000 FAX: (510) 661-0888
This report shall not be reproduced except in full, without the written approval of UL Verification Services Inc.

HARMONICS AND SPURIOUS EMISSIONS

LOW CHANNEL HORIZONTAL

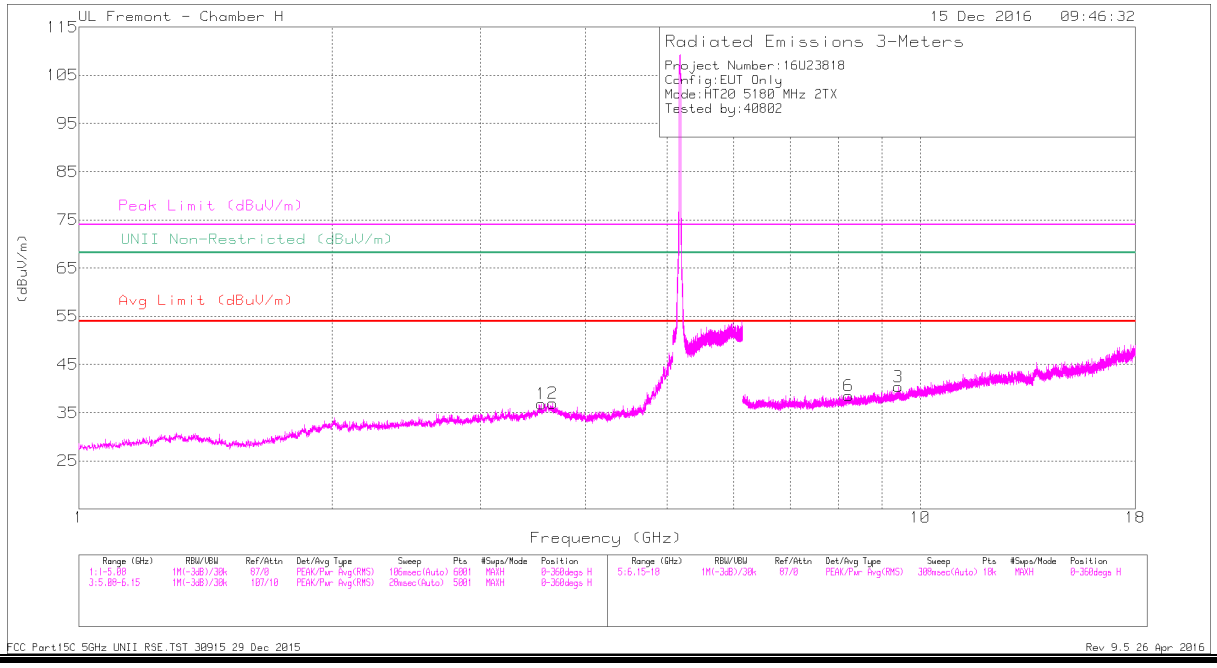

LOW CHANNEL VERTICAL

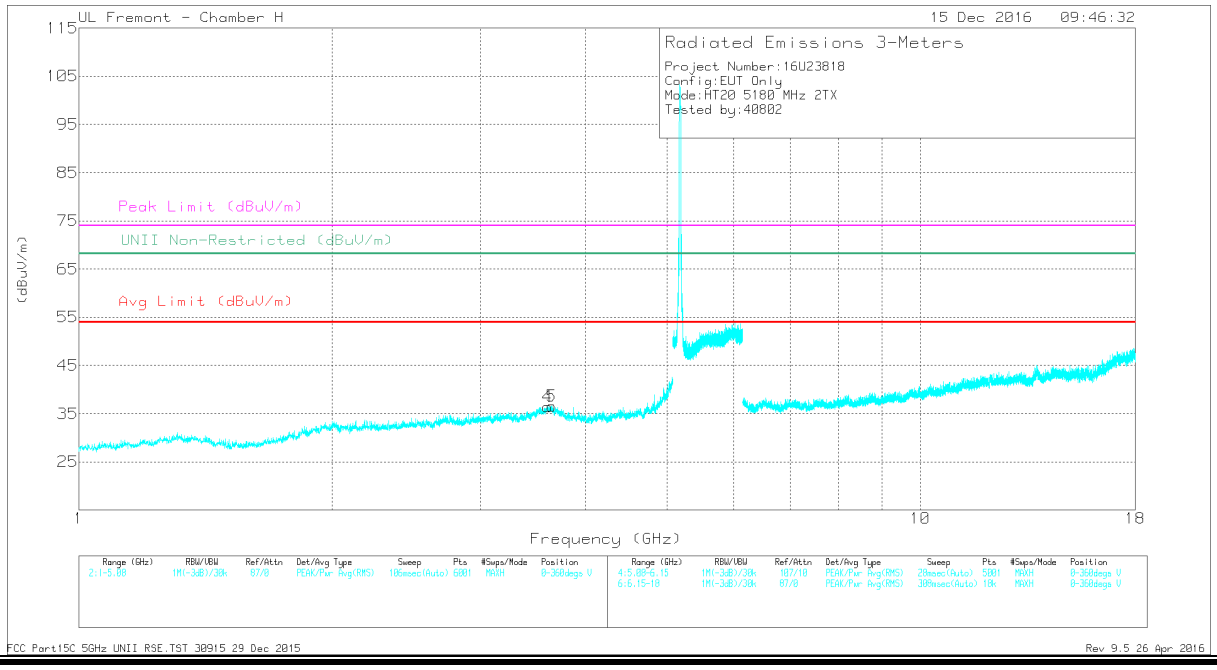

This report shall not be reproduced except in full, without the written approval of UL Verification Services Inc.

Markers	Frequency (GHz)	Meter Reading (dBuV)	Det	AF T120 (dB/m)	Amp/Cbl/Fltr/Pad (dB)	Ant Gain [dBi]	DC Corr (dB)	Corrected Reading (dBuV/m)	Avg Limit (dBuV/m)	Margin (dB)	Peak Limit (dBuV/m)	PK Margin (dB)	UNII Non-Restricted (dBuV/m)	PK Margin (dB)	Azimuth (Degs)	Height (cm)	Polarity
1	* 3.545	44.73	PK-U	34.5	-36	0	0	43.23	-	-	74	-30.77	-	-	230	143	H
	* 3.546	33.21	ADR	34.5	-36	0	0	31.71	54	-22.29	-	-	-	-	230	143	H
2	* 3.656	43.92	PK-U	34.9	-35.9	0	0	42.92	-	-	74	-31.08	-	-	106	378	H
	* 3.654	32.48	ADR	34.9	-35.9	0	0	31.48	54	-22.52	-	-	-	-	106	378	H
3	* 9.416	37.86	PK-U	36.8	-28.8	0	0	45.86	-	-	74	-28.14	-	-	307	163	H
	* 9.419	26.84	ADR	36.8	-28.9	0	0	34.74	54	-19.26	-	-	-	-	307	163	H
4	* 3.612	43.35	PK-U	34.9	-35.7	0	0	42.55	-	-	74	-31.45	-	-	117	135	V
	* 3.609	32.11	ADR	34.9	-35.7	0	0	31.31	54	-22.69	-	-	-	-	117	135	V
5	* 3.65	43.78	PK-U	34.9	-35.8	0	0	42.88	-	-	74	-31.12	-	-	266	106	V
	* 3.647	32.58	ADR	34.9	-35.9	0	0	31.58	54	-22.42	-	-	-	-	266	106	V
6	* 8.216	39.27	PK-U	35.8	-29.6	0	0	45.47	-	-	74	-28.53	-	-	191	392	H
	* 8.215	28.05	ADR	35.8	-29.5	0	0	34.35	54	-19.65	-	-	-	-	191	392	H

* - indicates frequency in CFR47 Pt 15 / IC RSS-Restricted Band
PK-U - U-NII: Maximum Peak
ADR - U-NII AD primary method, RMS average

UL VERIFICATION SERVICES INC. FORM NO: CCSUP4701J
47173 BENICIA STREET, FREMONT, CA 94538, USA TEL: (510) 771-1000 FAX: (510) 661-0888
This report shall not be reproduced except in full, without the written approval of UL Verification Services Inc.

MID CHANNEL HORIZONTAL

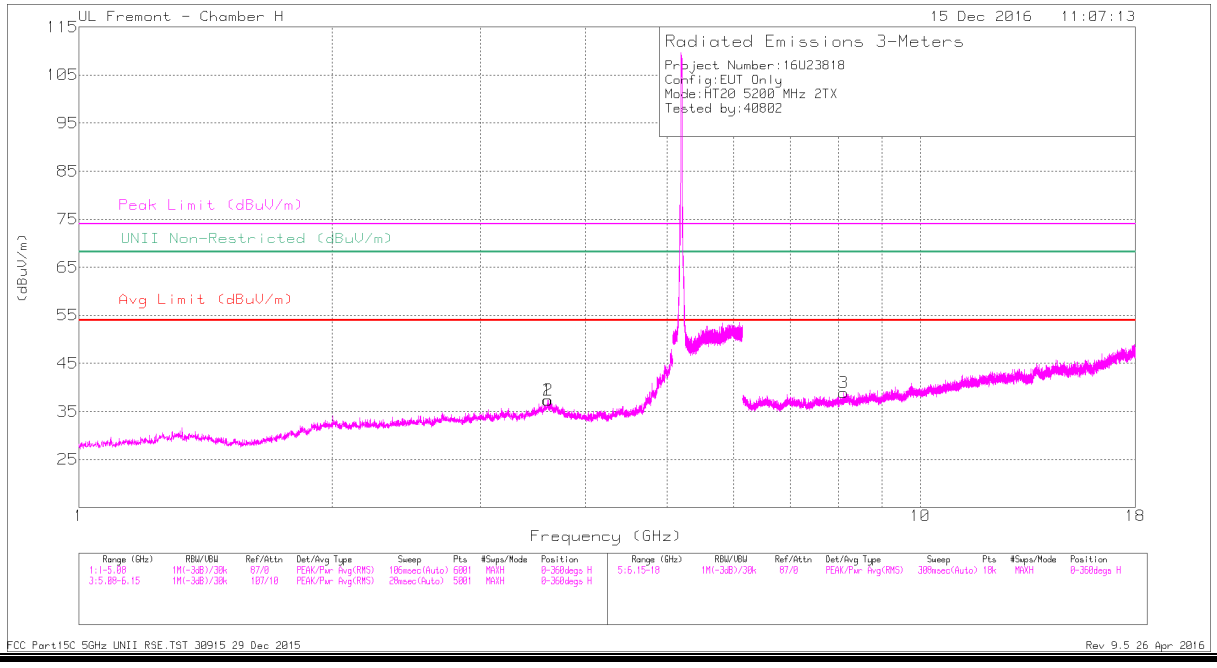

MID CHANNEL VERTICAL

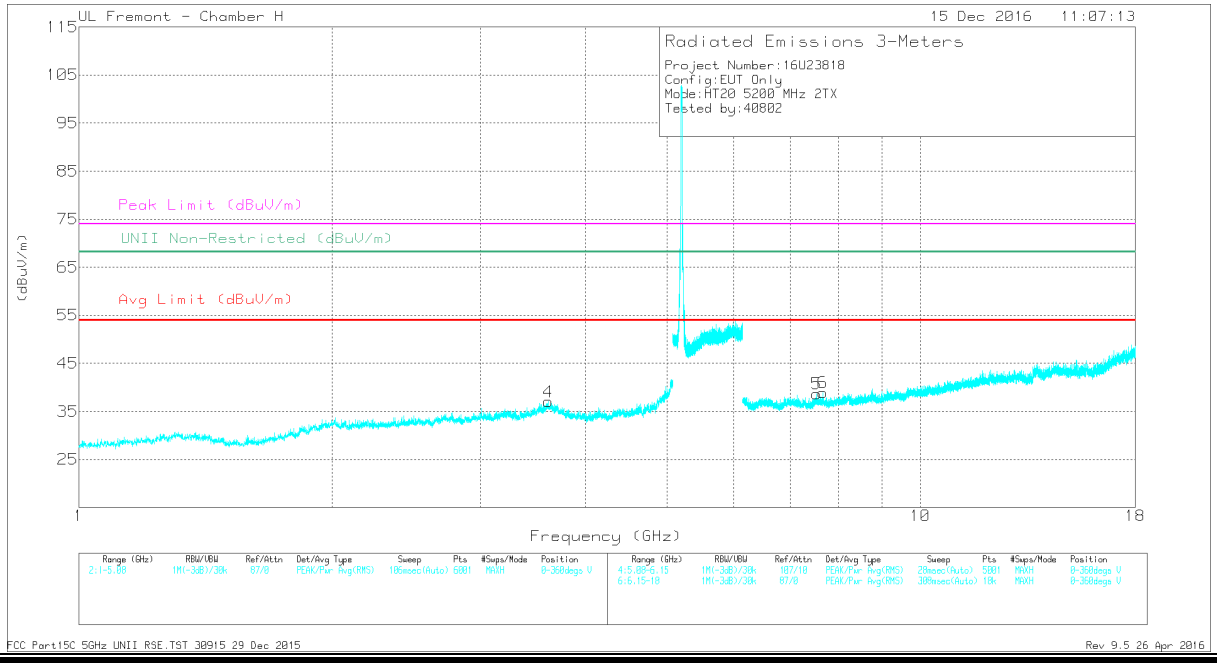

This report shall not be reproduced except in full, without the written approval of UL Verification Services Inc.

Markers	Frequency (GHz)	Meter Reading (dBuV)	Det	AF T120 (dB/m)	Amp/Cbl/Fltr/Pad (dB)	Ant Gain [dBi]	DC Corr (dB)	Corrected Reading (dBuV/m)	Avg Limit (dBuV/m)	Margin (dB)	Peak Limit (dBuV/m)	PK Margin (dB)	UNII Non-Restricted (dBuV/m)	PK Margin (dB)	Azimuth (Degs)	Height (cm)	Polarity
1	* 3.608	42.7	PK-U	34.9	-35.7	0	0	41.9	-	-	74	-32.1	-	-	84	295	H
	* 3.606	32.39	ADR	34.9	-35.7	0	0	31.59	54	-22.41	-	-	-	-	84	295	H
2	* 3.616	42.96	PK-U	34.9	-35.7	0	0	42.16	-	-	74	-31.84	-	-	181	164	H
	* 3.618	32.27	ADR	34.9	-35.8	0	0	31.37	54	-22.63	-	-	-	-	181	164	H
3	* 8.107	39.5	PK-U	35.9	-30.9	0	0	44.5	-	-	74	-29.5	-	-	266	139	H
	* 8.104	28.73	ADR	35.9	-31	0	0	33.63	54	-20.37	-	-	-	-	266	139	H
4	* 3.612	43.82	PK-U	34.9	-35.7	0	0	43.02	-	-	74	-30.98	-	-	203	296	V
	* 3.61	32.18	ADR	34.9	-35.7	0	0	31.38	54	-22.62	-	-	-	-	203	296	V
5	* 7.525	39.46	PK-U	35.8	-31	0	0	44.26	-	-	74	-29.74	-	-	218	312	V
	* 7.527	28.59	ADR	35.8	-31	0	0	33.39	54	-20.61	-	-	-	-	218	312	V
6	* 7.66	39.25	PK-U	35.8	-30.7	0	0	44.35	-	-	74	-29.65	-	-	238	323	V
	* 7.661	28.53	ADR	35.8	-30.7	0	0	33.63	54	-20.37	-	-	-	-	238	323	V

* - indicates frequency in CFR47 Pt 15 / IC RSS-Restricted Band
PK-U - U-NII: Maximum Peak
ADR - U-NII AD primary method, RMS average

UL VERIFICATION SERVICES INC. FORM NO: CCSUP4701J
47173 BENICIA STREET, FREMONT, CA 94538, USA TEL: (510) 771-1000 FAX: (510) 661-0888
This report shall not be reproduced except in full, without the written approval of UL Verification Services Inc.

HIGH CHANNEL HORIZONTAL

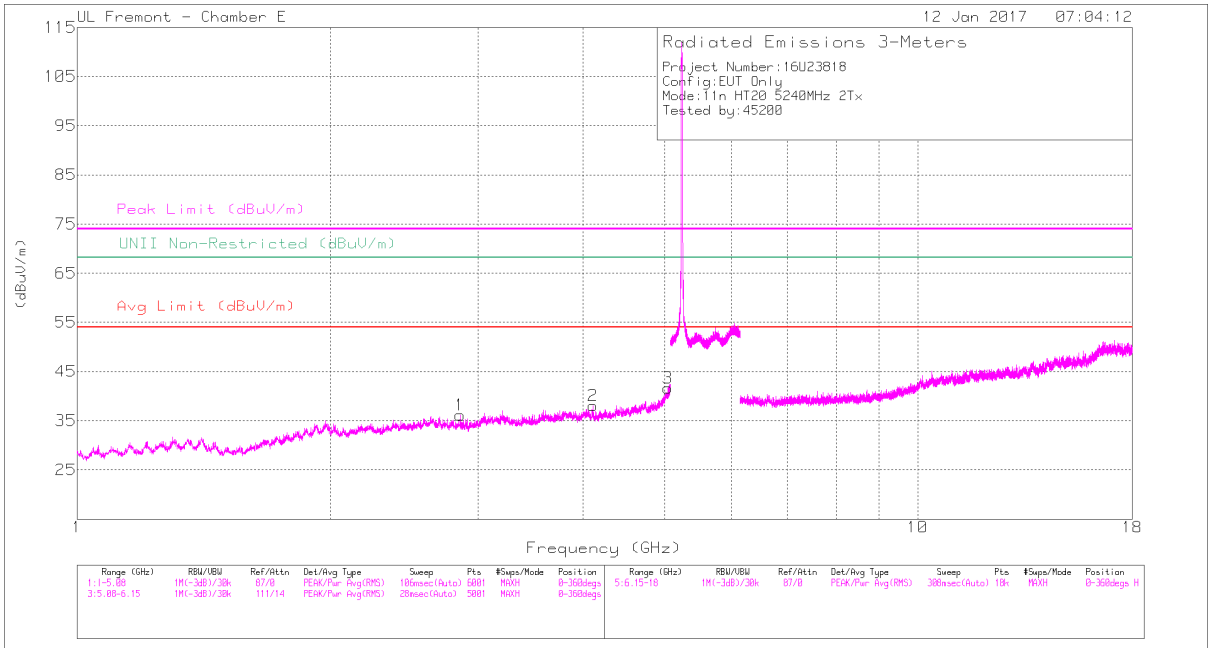

HIGH CHANNEL VERTICAL

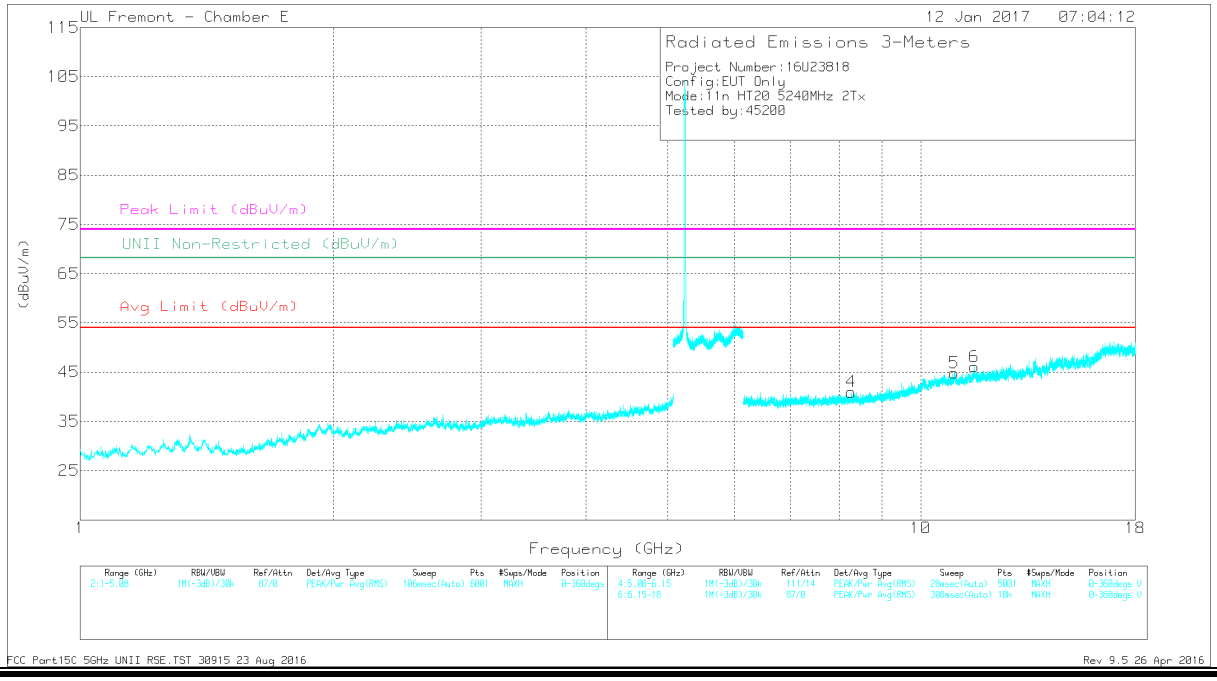

This report shall not be reproduced except in full, without the written approval of UL Verification Services Inc.

Marker	Frequency (GHz)	Meter Reading (dBuV)	Det	AF T711 (dB/m)	Amp/Cbl /Fltr/Pad (dB)	Corrected Reading (dBuV/m)	Avg Limit (dBuV/m)	Margin (dB)	Peak Limit (dBuV/m)	PK Margin (dB)	UNII Non-Restricted (dBuV/m)	PK Margin (dB)	Azimuth (Degs)	Height (cm)	Polarity
1	* 2.854	41.41	PK-U	32.1	-31.7	41.81	-	-	74	-32.19	-	-	231	274	H
	* 2.857	29.99	ADR	32.1	-31.6	30.49	54	-23.51	-	-	-	-	231	274	H
2	* 4.11	40.39	PK-U	33.4	-30.5	43.29	-	-	74	-30.71	-	-	166	294	H
	* 4.111	29.62	ADR	33.4	-30.5	32.52	54	-21.48	-	-	-	-	166	294	H
3	* 5.046	43.11	PK-U	34	-28.3	48.81	-	-	74	-25.19	-	-	74	131	H
	* 5.048	32.48	ADR	34	-28.3	38.18	54	-15.82	-	-	-	-	74	131	H
4	* 8.268	37.87	PK-U	35.7	-26.6	46.97	-	-	74	-27.03	-	-	42	280	V
	* 8.268	27.17	ADR	35.7	-26.6	36.27	54	-17.73	-	-	-	-	42	280	V
5	* 10.966	36.49	PK-U	38	-22.5	51.99	-	-	74	-22.01	-	-	22	124	V
	* 10.968	25.08	ADR	38	-22.4	40.68	54	-13.32	-	-	-	-	22	124	V
6	* 11.59	35.3	PK-U	38.4	-22.4	51.3	-	-	74	-22.7	-	-	18	382	V
	* 11.589	25.06	ADR	38.4	-22.4	41.06	54	-12.94	-	-	-	-	18	382	V

* - indicates frequency in CFR47 Pt 15 / IC RSS-Restricted Band

PK-U - U-NII: Maximum Peak

ADR - U-NII AD primary method, RMS average

FCC Part15C 5GHz UNII RSE.TST 30915 23 Aug 2016
Rev 9.5 26 Apr 2016

UL VERIFICATION SERVICES INC. FORM NO: CCSUP4701J
47173 BENICIA STREET, FREMONT, CA 94538, USA TEL: (510) 771-1000 FAX: (510) 661-0888

This report shall not be reproduced except in full, without the written approval of UL Verification Services Inc.

9.2.4. 11n HT40 ANTENNA A SISO MODE IN THE 5.2GHz BAND

RESTRICTED BANDEDGE (LOW CHANNEL)

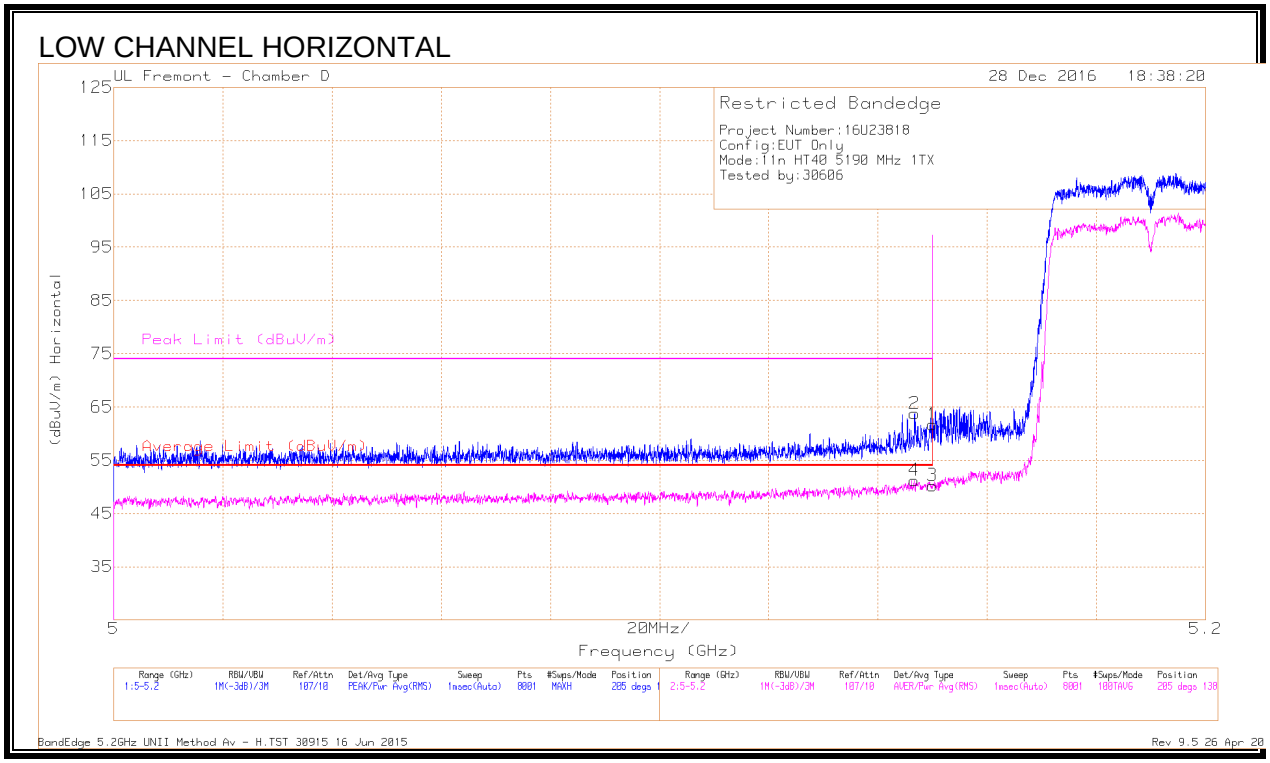

Marker	Frequency (GHz)	Meter Reading (dBuV)	Det	AF T712 (dB/m)	Amp/Cbl /Fltr/Pad (dB)	DC Corr (dB)	Corrected Reading (dBuV/m)	Average Limit (dBuV/m)	Margin (dB)	Peak Limit (dBuV/m)	PK Margin (dB)	Azimuth (Degs)	Height (cm)	Polarity
1	5.15	46.01	Pk	34.1	-18.4	0	61.71	-	-	74	-12.29	205	138	H
2	* 5.147	48.04	Pk	34.1	-18.4	0	63.74	-	-	74	-10.26	205	138	H
3	5.15	34.44	RMS	34.1	-18.4	.11	50.25	54	-3.75	-	-	205	138	H
4	* 5.147	35.39	RMS	34.1	-18.4	.11	51.2	54	-2.8	-	-	205	138	H

* - indicates frequency in CFR47 Pt 15 / IC RSS-Restricted Band
Pk - Peak detector
RMS - RMS detection

This report shall not be reproduced except in full, without the written approval of UL Verification Services Inc.

LOW CHANNEL VERTICAL

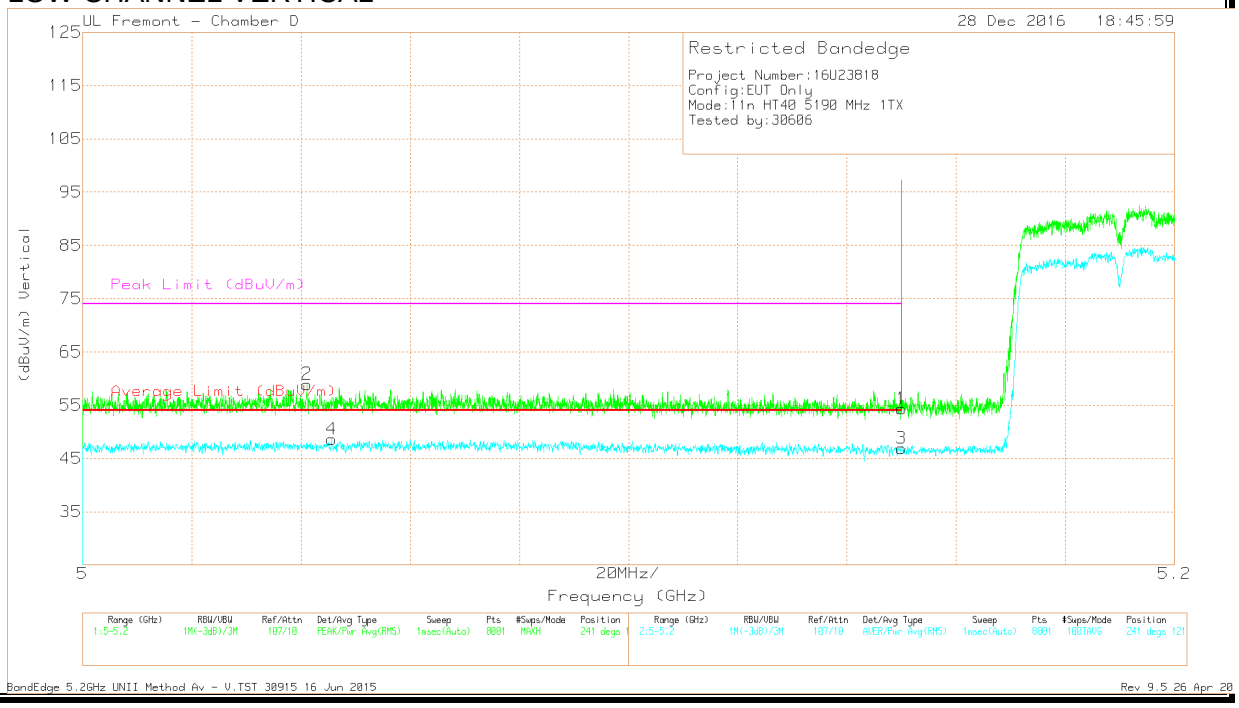

Marker	Frequency (GHz)	Meter Reading (dBuV)	Det	AF T712 (dB/m)	Amp/Cbl /Fltr/Pad (dB)	DC Corr (dB)	Corrected Reading (dBuV/m)	Average Limit (dBuV/m)	Margin (dB)	Peak Limit (dBuV/m)	PK Margin (dB)	Azimuth (Degs)	Height (cm)	Polarity
1	5.15	38.63	Pk	34.1	-18.4	0	54.33	-	-	74	-19.67	241	121	V
2	* 5.041	43.01	Pk	34	-18.1	0	58.91	-	-	74	-15.09	241	121	V
3	5.15	31.1	RMS	34.1	-18.4	.11	46.91	54	-7.09	-	-	241	121	V
4	* 5.046	32.7	RMS	34	-18.2	.11	48.61	54	-5.39	-	-	241	121	V

* - indicates frequency in CFR47 Pt 15 / IC RSS-Restricted Band
Pk - Peak detector
RMS - RMS detection

UL VERIFICATION SERVICES INC. FORM NO: CCSUP4701J
47173 BENICIA STREET, FREMONT, CA 94538, USA TEL: (510) 771-1000 FAX: (510) 661-0888
This report shall not be reproduced except in full, without the written approval of UL Verification Services Inc.

HARMONICS AND SPURIOUS EMISSIONS

LOW CHANNEL HORIZONTAL

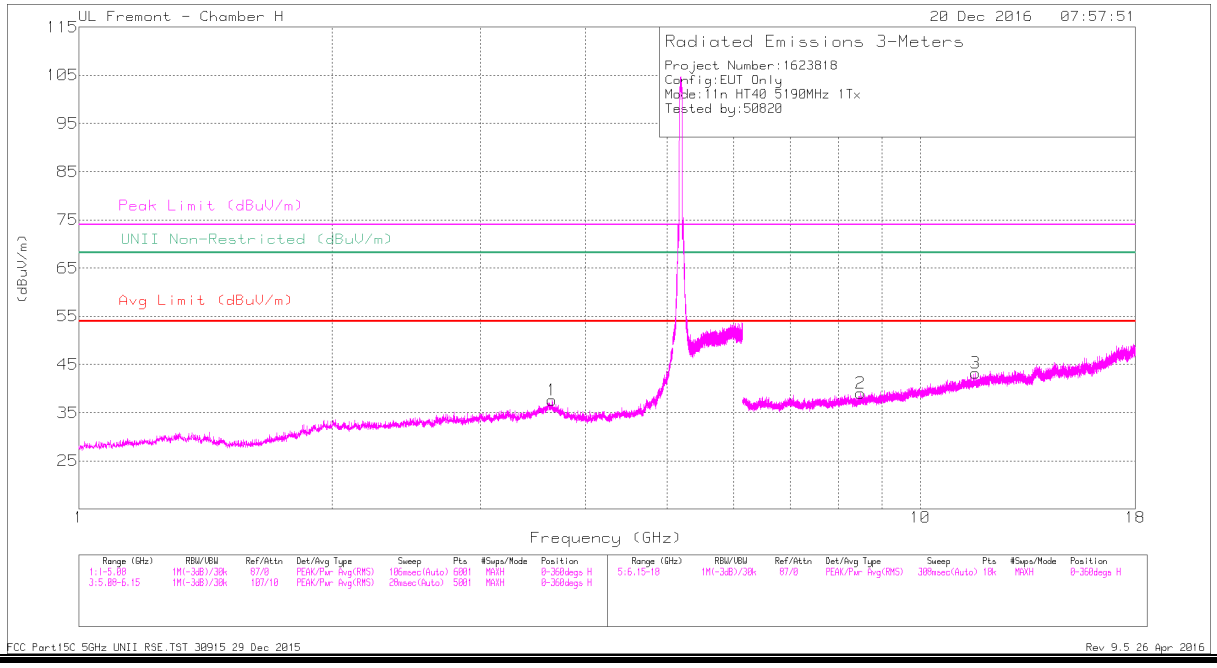

LOW CHANNEL VERTICAL

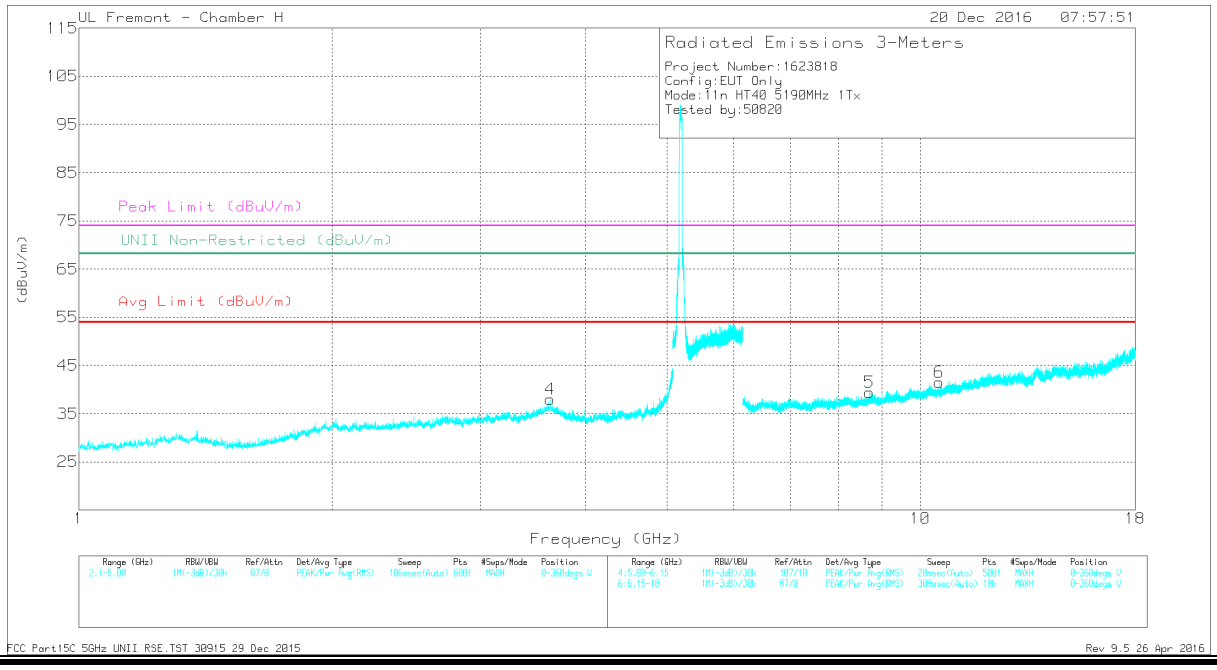

This report shall not be reproduced except in full, without the written approval of UL Verification Services Inc.

Marker	Frequency (GHz)	Meter Reading (dBuV)	Det	AF T120 (dB/m)	Amp/Cbl/Fltr/Pad (dB)	DC Corr (dB)	Corrected Reading (dBuV/m)	Avg Limit (dBuV/m)	Margin (dB)	Peak Limit (dBuV/m)	PK Margin (dB)	UNII Non-Restricted (dBuV/m)	PK Margin (dB)	Azimuth (Degs)	Height (cm)	Polarity
1	* 3.652	44	PK-U	34.9	-35.8		43.1	-	-	74	-30.9	-	-	243	360	H
	* 3.65	32.58	ADR	34.9	-35.8	.11	31.79	54	-22.21	-	-	-	-	243	360	H
2	* 8.499	38.89	PK-U	35.8	-29.6		45.09	-	-	74	-28.91	-	-	108	287	H
	* 8.496	27.75	ADR	35.8	-29.6	.11	34.06	54	-19.94	-	-	-	-	108	287	H
3	* 11.622	36.36	PK-U	39	-26.8		48.56	-	-	74	-25.44	-	-	160	279	H
	* 11.619	24.99	ADR	39	-26.7	.11	37.40	54	-16.60	-	-	-	-	160	279	H
4	* 3.63	43.78	PK-U	34.9	-35.7		42.98	-	-	74	-31.02	-	-	259	203	V
	* 3.633	32.35	ADR	34.9	-35.8	.11	31.56	54	-22.44	-	-	-	-	259	203	V
5	8.69	27.77	ADR	36	-29.9		33.87	-	-	-	-	-	-	175	219	V
	8.692	39.76	PK-U	36	-29.9		45.86	-	-	-	-	68.2	-22.34	175	219	V
6	10.518	37.77	PK-U	37.8	-28.4		47.17	-	-	-	-	68.2	-21.03	60	336	V
	10.519	26.36	ADR	37.8	-28.5		35.66	-	-	-	-	-	-	60	336	V

* - indicates frequency in CFR47 Pt 15 / IC RSS-Restricted Band
PK-U - U-NII: Maximum Peak
ADR - U-NII AD primary method, RMS average

UL VERIFICATION SERVICES INC. FORM NO: CCSUP4701J
47173 BENICIA STREET, FREMONT, CA 94538, USA TEL: (510) 771-1000 FAX: (510) 661-0888
This report shall not be reproduced except in full, without the written approval of UL Verification Services Inc.

HIGH CHANNEL HORIZONTAL

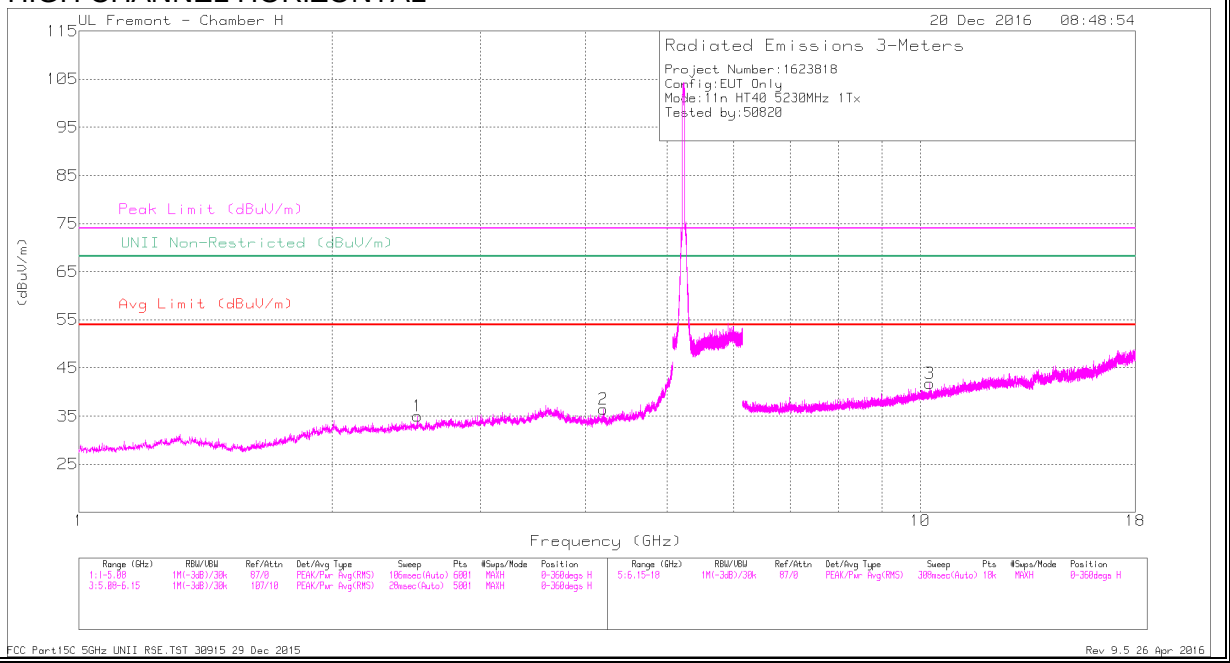

HIGH CHANNEL VERTICAL

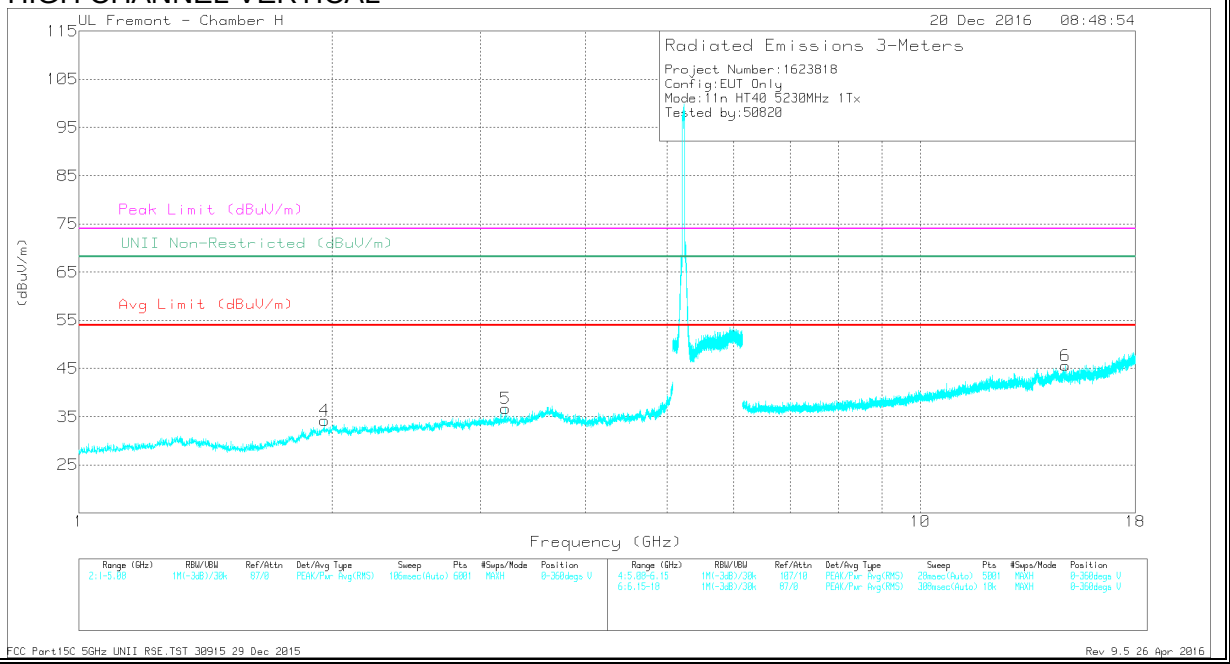

This report shall not be reproduced except in full, without the written approval of UL Verification Services Inc.

Marker	Frequency (GHz)	Meter Reading (dBuV)	Det	AF T120 (dB/m)	Amp/Cbl/Fltr/Pad (dB)	DC Corr (dB)	Corrected Reading (dBuV/m)	Avg Limit (dBuV/m)	Margin (dB)	Peak Limit (dBuV/m)	PK Margin (dB)	UNII Non-Restricted (dBuV/m)	PK Margin (dB)	Azimuth (Degs)	Height (cm)	Polarity
1	2.525	35.36	ADR	32.2	-38.1		29.46	-	-	-	-	-	-	34	307	H
	2.527	46.91	PK-U	32.2	-38.1		41.01	-	-	-	-	68.2	-27.19	34	307	H
2	* 4.203	43.8	PK-U	33.5	-34.8		42.5	-	-	74	-31.5	-	-	144	397	H
	* 4.202	32.08	ADR	33.5	-34.7	.11	30.99	54	-23.01	-	-	-	-	144	397	H
3	10.249	26.72	ADR	37.7	-29		35.42	-	-	-	-	-	-	61	221	H
	10.251	38.43	PK-U	37.7	-29		47.13	-	-	-	-	68.2	-21.07	61	221	H
4	1.957	35.36	ADR	31.5	-37.9		28.96	-	-	-	-	-	-	334	333	V
	1.958	46.65	PK-U	31.5	-37.9		40.25	-	-	-	-	68.2	-27.95	334	333	V
5	3.216	34.5	ADR	33.4	-36.9		31	-	-	-	-	-	-	263	261	V
	3.217	45.81	PK-U	33.4	-36.8		42.41	-	-	-	-	68.2	-25.79	263	261	V
6	14.86	36.68	PK-U	40	-24.7		51.98	-	-	-	-	68.2	-16.22	107	146	V
	14.86	24.31	ADR	40	-24.7		39.61	-	-	-	-	-	-	107	146	V

* - indicates frequency in CFR47 Pt 15 / IC RSS-Restricted Band
PK-U - U-NII: Maximum Peak
ADR - U-NII AD primary method, RMS average

UL VERIFICATION SERVICES INC. FORM NO: CCSUP4701J
47173 BENICIA STREET, FREMONT, CA 94538, USA TEL: (510) 771-1000 FAX: (510) 661-0888
This report shall not be reproduced except in full, without the written approval of UL Verification Services Inc.

9.2.5. 11n HT40 ANTENNA B SISO MODE IN THE 5.2GHz BAND

RESTRICTED BANDEDGE (LOW CHANNEL)

LOW CHANNEL HORIZONTAL

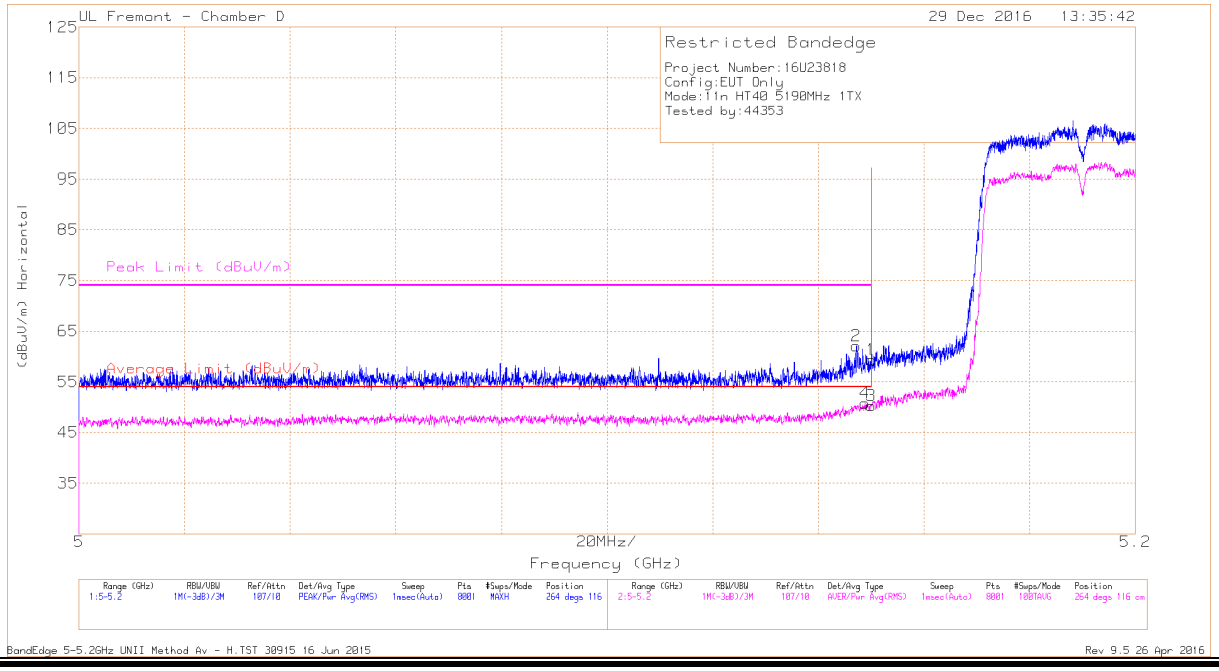

Marker	Frequency (GHz)	Meter Reading (dBuV)	Det	AF T712 (dB/m)	Amp/Cbl/Flt r/Pad (dB)	DC Corr (dB)	Corrected Reading (dBuV/m)	Average Limit (dBuV/m)	Margin (dB)	Peak Limit (dBuV/m)	PK Margin (dB)	Azimuth (Degs)	Height (cm)	Polarity
1	5.15	43.6	Pk	34.1	-18.4	0	59.3	-	-	74	-14.7	264	116	H
2	* 5.147	46.39	Pk	34.1	-18.4	0	62.09	-	-	74	-11.91	264	116	H
3	5.15	34.51	RMS	34.1	-18.4	.11	50.32	54	-3.68	-	-	264	116	H
4	* 5.149	34.93	RMS	34.1	-18.4	.11	50.74	54	-3.26	-	-	264	116	H

* - indicates frequency in CFR47 Pt 15 / IC RSS-Restricted Band
Pk - Peak detector
RMS - RMS detection

This report shall not be reproduced except in full, without the written approval of UL Verification Services Inc.

LOW CHANNEL VERTICAL

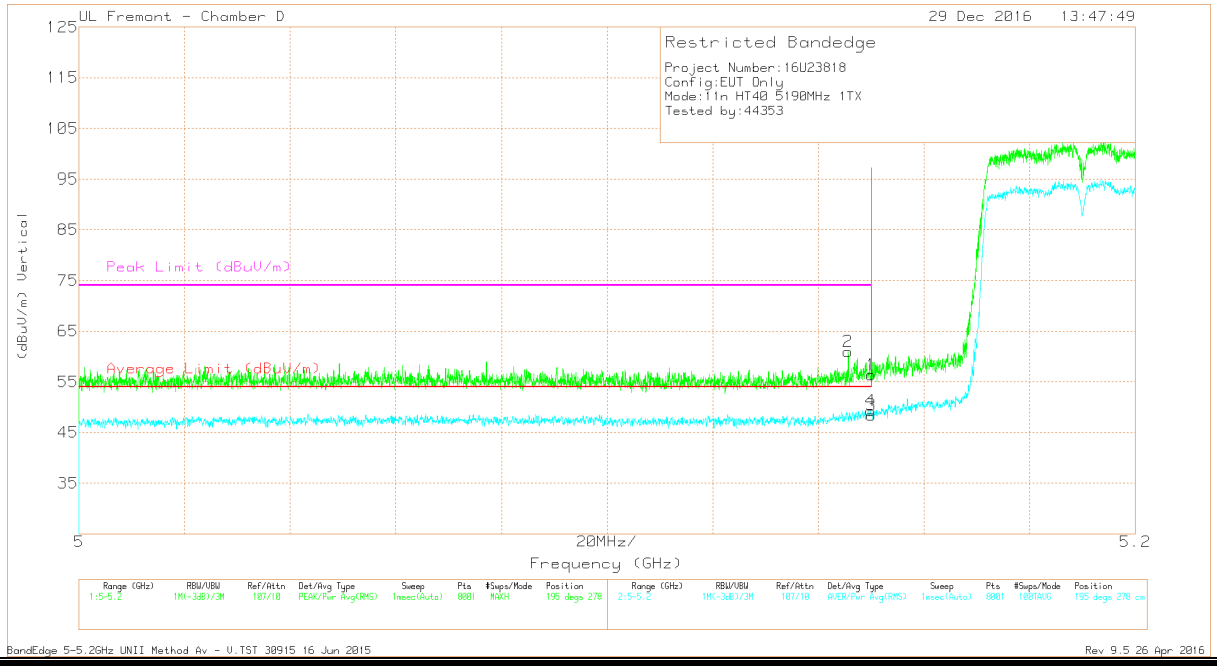

Marker	Frequency (GHz)	Meter Reading (dBuV)	Det	AF T712 (dB/m)	Amp/Cbl/Filt r/Pad (dB)	DC Corr (dB)	Corrected Reading (dBuV/m)	Average Limit (dBuV/m)	Margin (dB)	Peak Limit (dBuV/m)	PK Margin (dB)	Azimuth (Degs)	Height (cm)	Polarity
1	5.15	40.67	Pk	34.1	-18.4	0	56.37	-	-	74	-17.63	195	278	V
2	* 5.146	45.24	Pk	34.1	-18.4	0	60.94	-	-	74	-13.06	195	278	V
3	5.15	32.58	RMS	34.1	-18.4	.11	48.39	54	-5.61	-	-	195	278	V
4	* 5.15	33.52	RMS	34.1	-18.4	.11	49.33	54	-4.67	-	-	195	278	V

* - indicates frequency in CFR47 Pt 15 / IC RSS-Restricted Band
Pk - Peak detector
RMS - RMS detection

UL VERIFICATION SERVICES INC. FORM NO: CCSUP4701J
47173 BENICIA STREET, FREMONT, CA 94538, USA TEL: (510) 771-1000 FAX: (510) 661-0888
This report shall not be reproduced except in full, without the written approval of UL Verification Services Inc.

HARMONICS AND SPURIOUS EMISSIONS

LOW CHANNEL HORIZONTAL

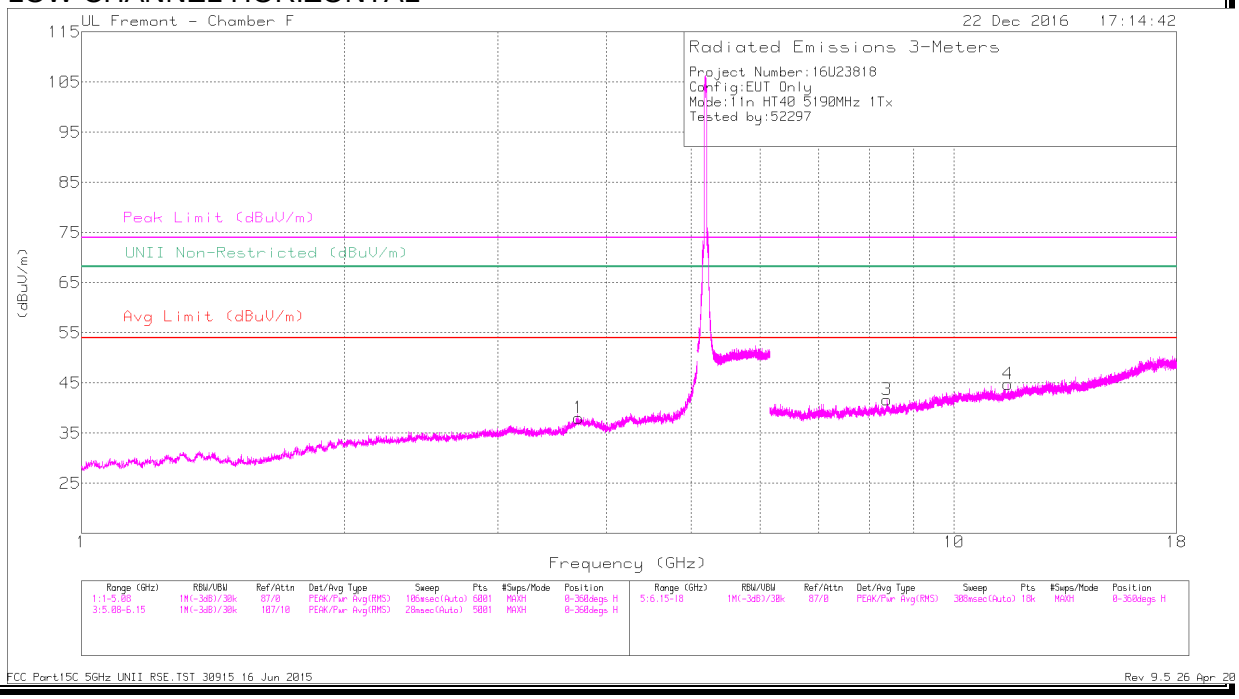

LOW CHANNEL VERTICAL

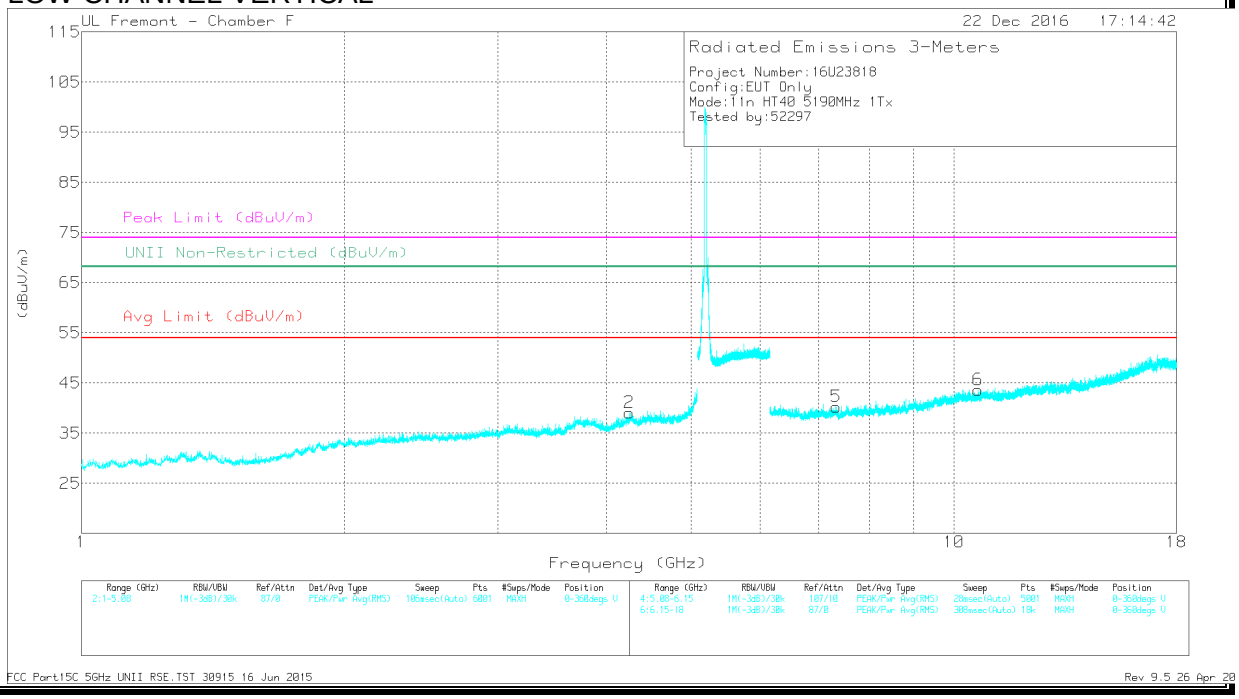

This report shall not be reproduced except in full, without the written approval of UL Verification Services Inc.

Marker	Frequency (GHz)	Meter Reading (dBuV)	Det	AF T344 (dB/m)	Amp/Cbl/Fltr/Pad (dB)	DC Corr (dB)	Corrected Reading (dBuV/m)	Avg Limit (dBuV/m)	Margin (dB)	Peak Limit (dBuV/m)	PK Margin (dB)	UNII Non-Restricted (dBuV/m)	PK Margin (dB)	Azimuth (Degs)	Height (cm)	Polarity
1	* 3.712	38.57	PK-U	33.4	-29	0	42.97	-	-	74	-31.03	-	-	115	156	H
	* 3.712	28.62	ADR	33.4	-29	.11	33.13	54	-20.87	-	-	-	-	115	156	H
2	* 4.248	37.65	PK-U	33.7	-26.6	0	44.75	-	-	74	-29.25	-	-	151	191	V
	* 4.246	26.94	ADR	33.7	-26.6	.11	34.15	54	-19.85	-	-	-	-	151	191	V
3	* 8.387	36.38	PK-U	35.7	-24.1	0	47.98	-	-	74	-26.02	-	-	165	219	H
	* 8.386	25.54	ADR	35.7	-24.1	.11	37.25	54	-16.75	-	-	-	-	165	219	H
4	* 11.539	33.81	PK-U	38.1	-22.5	0	49.41	-	-	74	-24.59	-	-	256	325	H
	* 11.538	23.88	ADR	38.1	-22.5	.11	39.59	54	-14.41	-	-	-	-	256	325	H
5	* 7.328	35.89	PK-U	35.6	-25.3	0	46.19	-	-	74	-27.81	-	-	299	250	V
	* 7.329	26.23	ADR	35.6	-25.3	.11	36.64	54	-17.36	-	-	-	-	299	250	V
6	* 10.666	33.81	PK-U	37.6	-21.7	0	49.71	-	-	74	-24.29	-	-	212	284	V
	* 10.668	23.73	ADR	37.6	-21.7	.11	39.74	54	-14.26	-	-	-	-	212	284	V

* - indicates frequency in CFR47 Pt 15 / IC RSS-Restricted Band
PK-U - U-NII: Maximum Peak
ADR - U-NII AD primary method, RMS average

UL VERIFICATION SERVICES INC. FORM NO: CCSUP4701J
47173 BENICIA STREET, FREMONT, CA 94538, USA TEL: (510) 771-1000 FAX: (510) 661-0888
This report shall not be reproduced except in full, without the written approval of UL Verification Services Inc.

HIGH CHANNEL HORIZONTAL

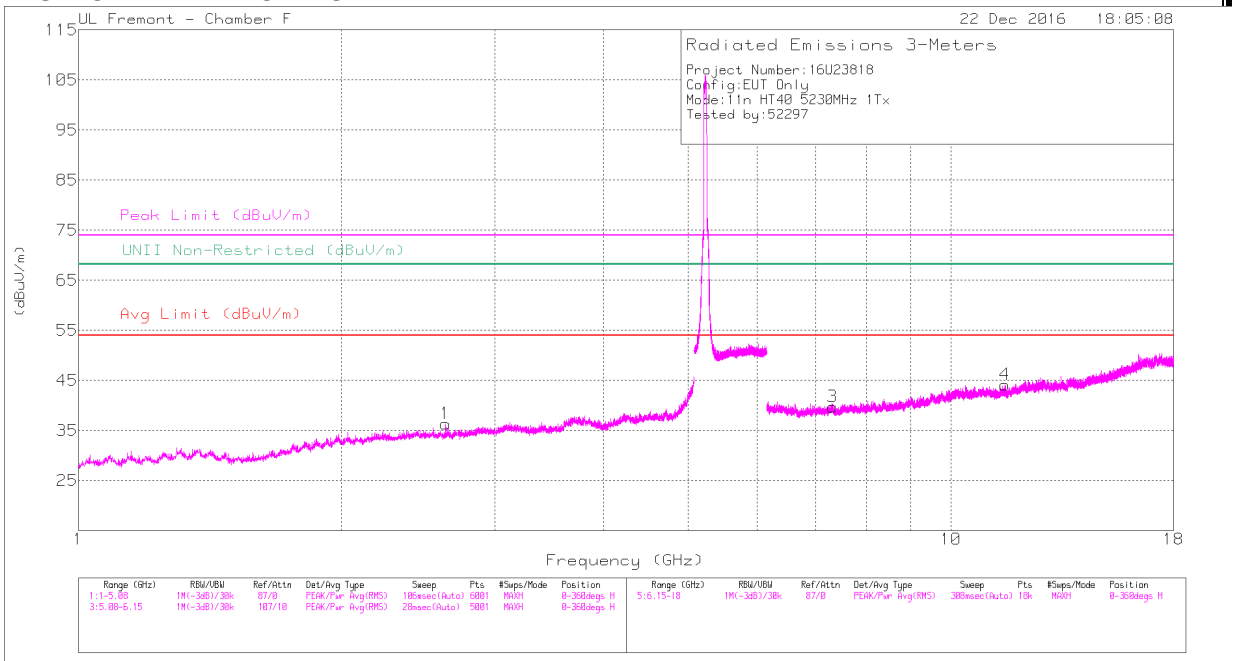

HIGH CHANNEL VERTICAL

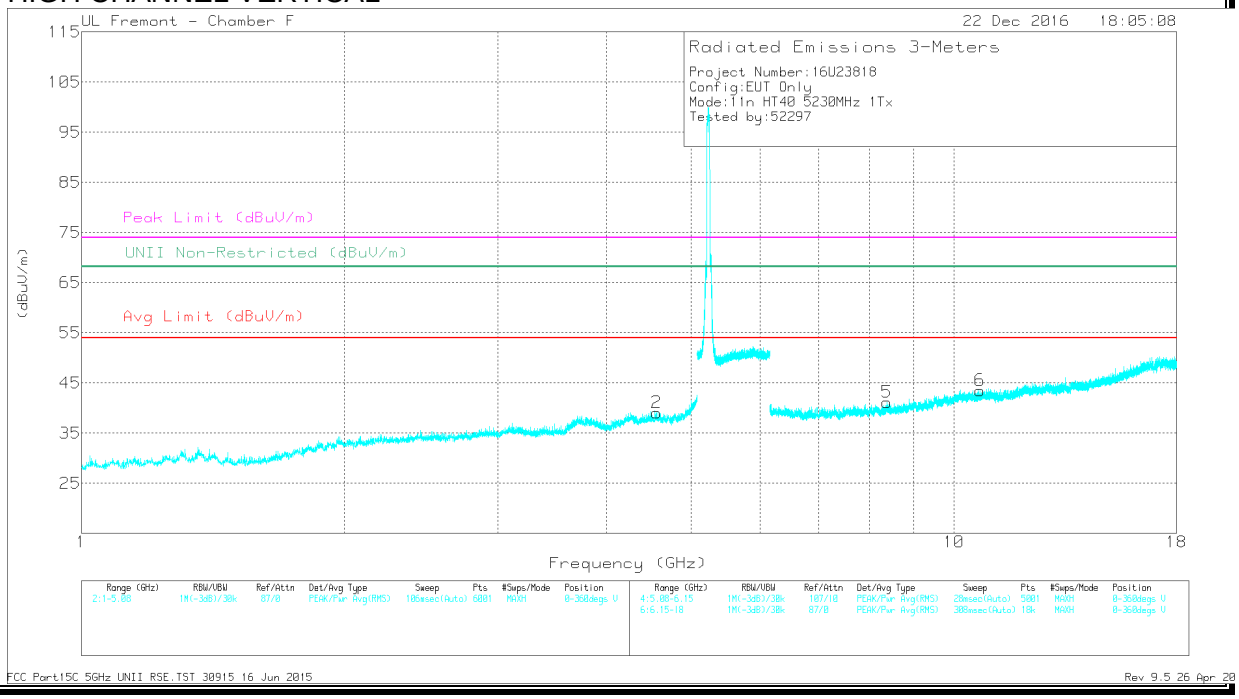

UL VERIFICATION SERVICES INC. FORM NO: CCSUP4701J
47173 BENICIA STREET, FREMONT, CA 94538, USA TEL: (510) 771-1000 FAX: (510) 661-0888
This report shall not be reproduced except in full, without the written approval of UL Verification Services Inc.

Marker	Frequency (GHz)	Meter Reading (dBuV)	Det	AF T344 (dB/m)	Amp/Cbl/Fltr/ Pad (dB)	DC Corr (dB)	Corrected Reading (dBuV/m)	Avg Limit (dBuV/m)	Margin (dB)	Peak Limit (dBuV/m)	PK Margin (dB)	UNII Non-Restricted (dBuV/m)	PK Margin (dB)	Azimuth (Degs)	Height (cm)	Polarity
1	2.638	40.31	PK-U	32.2	-30.3	0	42.21	-	-	-	-	68.2	-25.99	309	141	H
2	* 4.558	38.86	PK-U	34.1	-28.4	0	44.56	-	-	74	-29.44	-	-	248	172	V
	* 4.56	28.74	ADR	34.1	-28.5	.11	34.45	54	-19.55	-	-	-	-	248	172	V
3	* 7.322	36.12	PK-U	35.6	-25.2	0	46.52	-	-	74	-27.48	-	-	182	190	H
	* 7.324	26.1	ADR	35.6	-25.2	.11	36.61	54	-17.39	-	-	-	-	182	190	H
4	* 11.537	33.81	PK-U	38.1	-22.5	0	49.41	-	-	74	-24.59	-	-	214	157	H
	* 11.538	24.28	ADR	38.1	-22.5	.11	39.99	54	-14.01	-	-	-	-	214	157	H
5	* 8.376	35.97	PK-U	35.7	-24.1	0	47.57	-	-	74	-26.43	-	-	269	208	V
	* 8.376	25.37	ADR	35.7	-24.1	.11	37.08	54	-16.92	-	-	-	-	269	208	V
6	* 10.714	33.99	PK-U	37.7	-21.8	0	49.89	-	-	74	-24.11	-	-	237	258	V
	* 10.714	23.26	ADR	37.7	-21.8	.11	39.27	54	-14.73	-	-	-	-	237	258	V

* - indicates frequency in CFR47 Pt 15 / IC RSS-Restricted Band
PK-U - U-NII: Maximum Peak
ADR - U-NII AD primary method, RMS average

UL VERIFICATION SERVICES INC. FORM NO: CCSUP4701J
47173 BENICIA STREET, FREMONT, CA 94538, USA TEL: (510) 771-1000 FAX: (510) 661-0888
This report shall not be reproduced except in full, without the written approval of UL Verification Services Inc.

9.2.6. 11n HT40 2TX CDD MIMO MODE IN THE 5.2GHz BAND

RESTRICTED BANDEDGE (LOW CHANNEL)

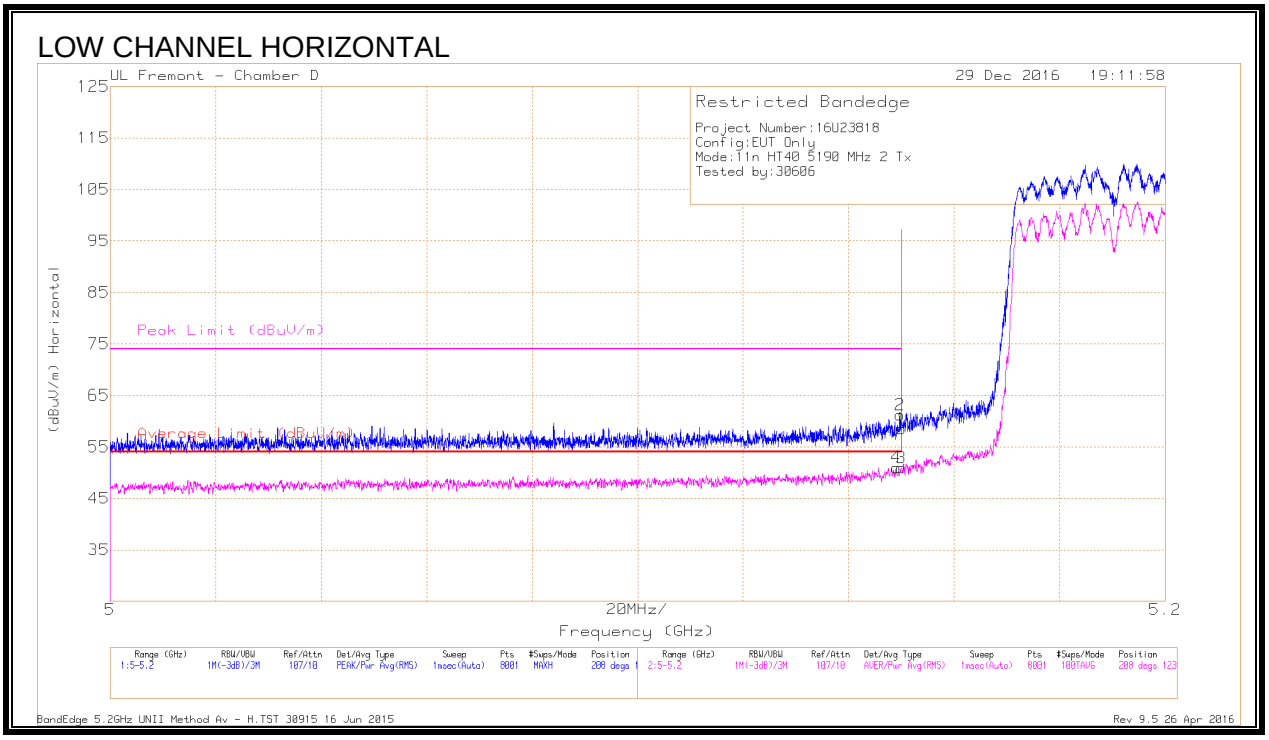

Marker	Frequency (GHz)	Meter Reading (dBuV)	Det	AF T712 (dB/m)	Amp/Cbl/Filt r/Pad (dB)	DC Corr (dB)	Corrected Reading (dBuV/m)	Average Limit (dBuV/m)	Margin (dB)	Peak Limit (dBuV/m)	PK Margin (dB)	Azimuth (Degs)	Height (cm)	Polarity
1	5.15	42.81	Pk	34.1	-18.4	0	58.51	-	-	74	-15.49	208	123	H
2	* 5.15	45.51	Pk	34.1	-18.4	0	61.21	-	-	74	-12.79	208	123	H
3	5.15	35.11	RMS	34.1	-18.4	.1	50.92	54	-3.08	-	-	208	123	H
4	* 5.149	35.19	RMS	34.1	-18.4	.1	51	54	-3	-	-	208	123	H

* - indicates frequency in CFR47 Pt 15 / IC RSS-Restricted Band
Pk - Peak detector
RMS - RMS detection

This report shall not be reproduced except in full, without the written approval of UL Verification Services Inc.

LOW CHANNEL VERTICAL

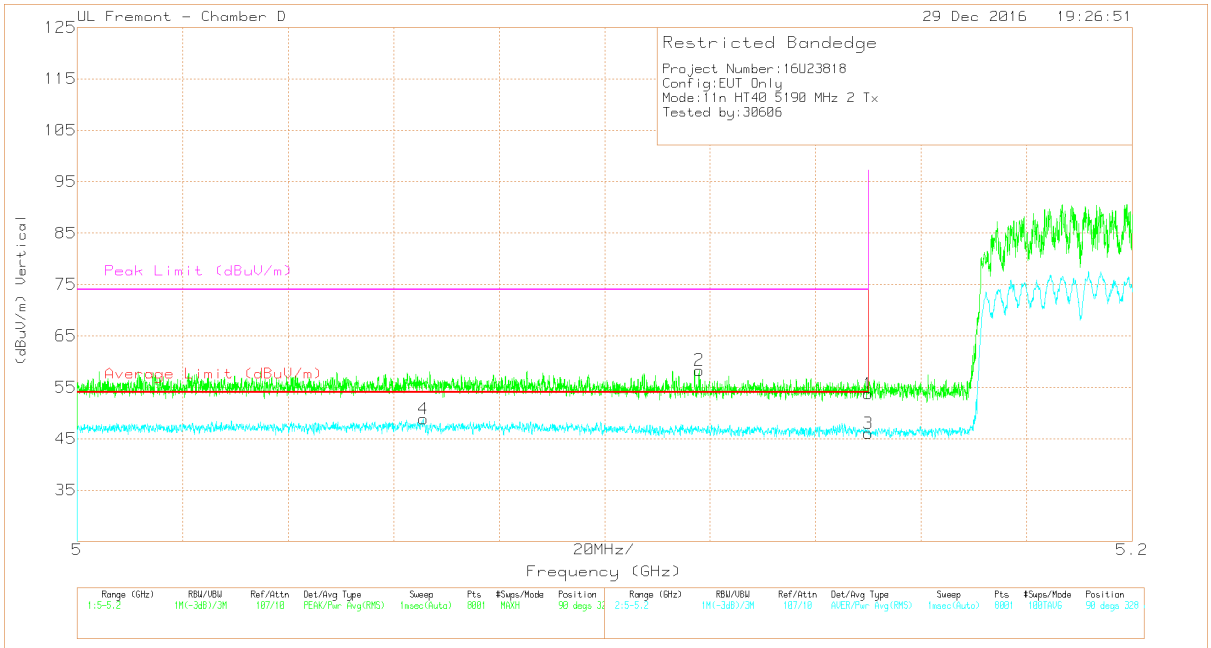

Marker	Frequency (GHz)	Meter Reading (dBuV)	Det	AF T712 (dB/m)	Amp/Cbl/Flt r/Pad (dB)	DC Corr (dB)	Corrected Reading (dBuV/m)	Average Limit (dBuV/m)	Margin (dB)	Peak Limit (dBuV/m)	PK Margin (dB)	Azimuth (Degs)	Height (cm)	Polarity
1	5.15	38.02	Pk	34.1	-18.4	0	53.72	-	-	74	-20.28	90	328	V
2	* 5.118	42.6	Pk	34.1	-18.4	0	58.3	-	-	74	-15.7	90	328	V
3	5.15	30.25	RMS	34.1	-18.4	.1	46.05	54	-7.95	-	-	90	328	V
4	* 5.066	32.75	RMS	34	-18	.1	48.85	54	-5.15	-	-	90	328	V

* - indicates frequency in CFR47 Pt 15 / IC RSS-Restricted Band
Pk - Peak detector
RMS - RMS detection

UL VERIFICATION SERVICES INC. FORM NO: CCSUP4701J
47173 BENICIA STREET, FREMONT, CA 94538, USA TEL: (510) 771-1000 FAX: (510) 661-0888
This report shall not be reproduced except in full, without the written approval of UL Verification Services Inc.

HARMONICS AND SPURIOUS EMISSIONS

LOW CHANNEL HORIZONTAL

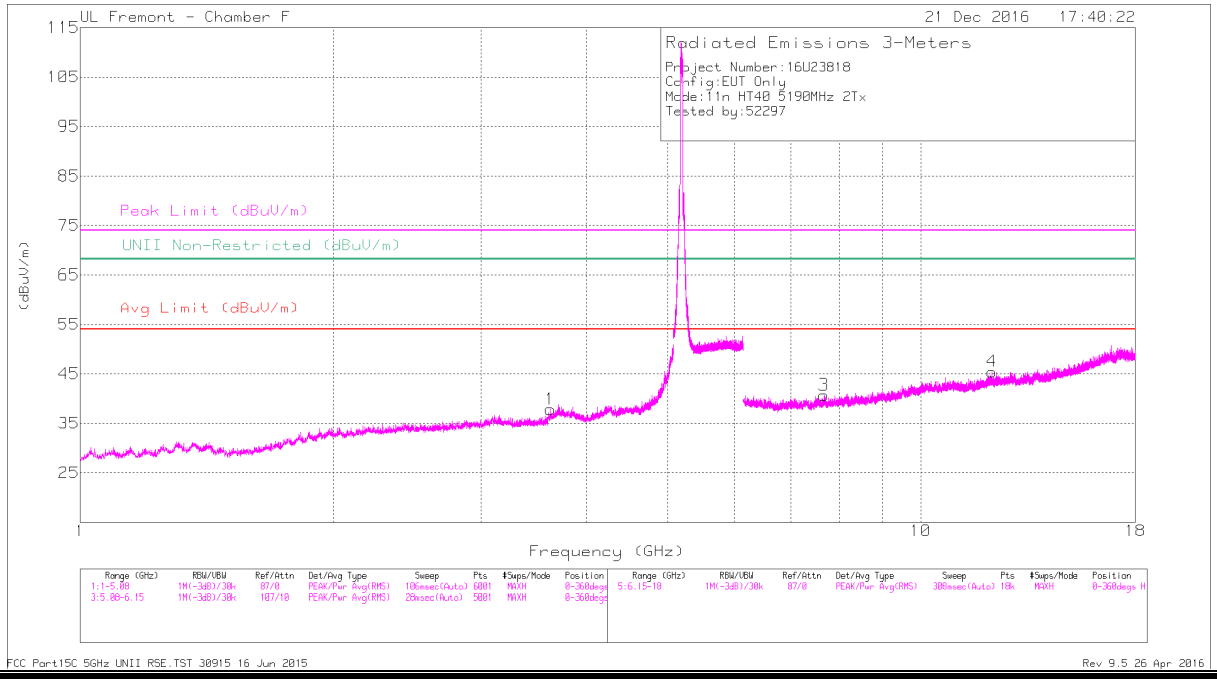

LOW CHANNEL VERTICAL

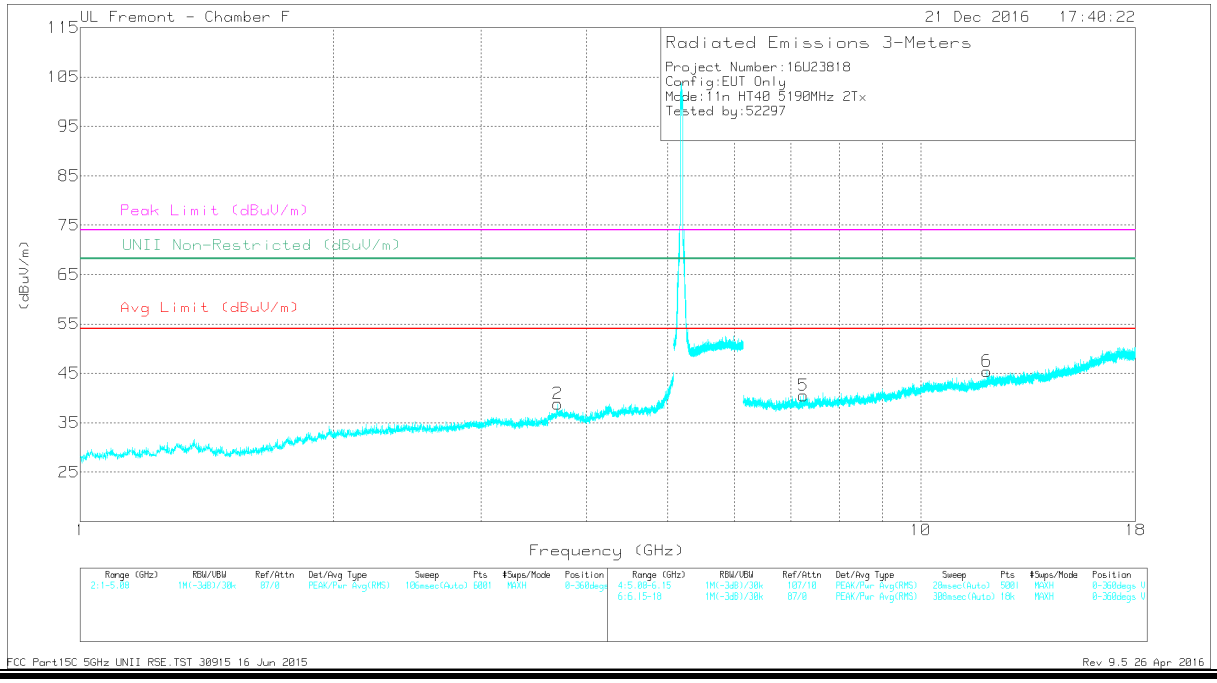

This report shall not be reproduced except in full, without the written approval of UL Verification Services Inc.

Marker	Frequency (GHz)	Meter Reading (dBuV)	Det	AF T344 (dB/m)	Amp/Cbl/Fltr/Pad (dB)	DC Corr (dB)	Corrected Reading (dBuV/m)	Avg Limit (dBuV/m)	Margin (dB)	Peak Limit (dBuV/m)	PK Margin (dB)	UNII Non-Restricted (dBuV/m)	PK Margin (dB)	Azimuth (Degs)	Height (cm)	Polarity
1	* 3.624	38.58	PK-U	33.1	-29.5	0	42.18	-	-	74	-31.82	-	-	91	249	H
	* 3.625	27.77	ADR	33.1	-29.5	.1	31.47	54	-22.53	-	-	-	-	91	249	H
2	* 3.7	38.29	PK-U	33.3	-28.9	0	42.69	-	-	74	-31.31	-	-	194	294	V
	* 3.7	28.53	ADR	33.3	-28.9	.1	33.03	54	-20.97	-	-	-	-	194	294	V
3	* 7.667	35.9	PK-U	35.7	-25.1	0	46.5	-	-	74	-27.5	-	-	16	175	H
	* 7.669	25.4	ADR	35.7	-25.1	.1	36.1	54	-17.9	-	-	-	-	16	175	H
4	* 12.159	34.29	PK-U	38.9	-22.6	0	50.59	-	-	74	-23.41	-	-	118	158	H
	* 12.159	24.32	ADR	38.9	-22.6	.1	40.72	54	-13.28	-	-	-	-	118	158	H
5	* 7.252	37.04	PK-U	35.6	-25.6	0	47.04	-	-	74	-26.96	-	-	138	195	V
	* 7.252	26.23	ADR	35.6	-25.6	.1	36.33	54	-17.67	-	-	-	-	138	195	V
6	* 11.985	34.52	PK-U	38.7	-22.7	0	50.52	-	-	74	-23.48	-	-	219	123	V
	* 11.986	24.25	ADR	38.7	-22.7	.1	40.35	54	-13.65	-	-	-	-	219	123	V

* - indicates frequency in CFR47 Pt 15 / IC RSS-Restricted Band
PK-U - U-NII: Maximum Peak
ADR - U-NII AD primary method, RMS average

UL VERIFICATION SERVICES INC. FORM NO: CCSUP4701J
47173 BENICIA STREET, FREMONT, CA 94538, USA TEL: (510) 771-1000 FAX: (510) 661-0888
This report shall not be reproduced except in full, without the written approval of UL Verification Services Inc.

HIGH CHANNEL HORIZONTAL

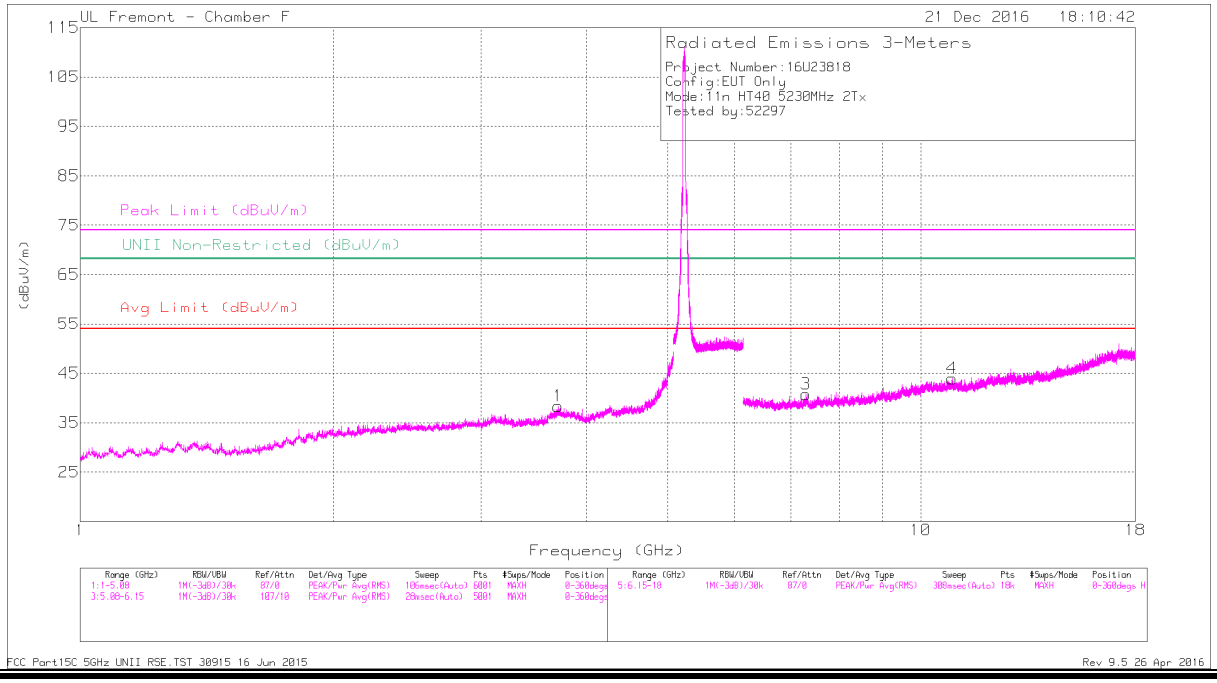

HIGH CHANNEL VERTICAL

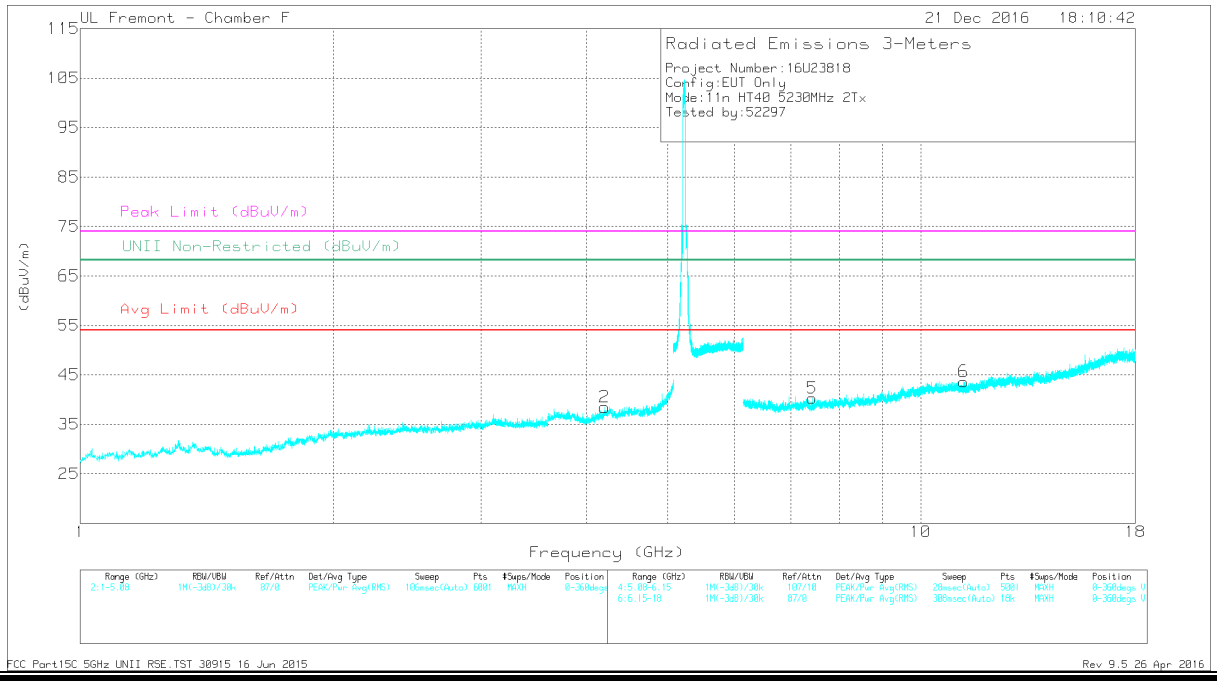

This report shall not be reproduced except in full, without the written approval of UL Verification Services Inc.

Marker	Frequency (GHz)	Meter Reading (dBuV)	Det	AF T344 (dB/m)	Amp/Cbl/Filtr/Pad (dB)	DC Corr (dB)	Corrected Reading (dBuV/m)	Avg Limit (dBuV/m)	Margin (dB)	Peak Limit (dBuV/m)	PK Margin (dB)	UNII Non-Restricted (dBuV/m)	PK Margin (dB)	Azimuth (Degs)	Height (cm)	Polarity
1	* 3.703	38.44	PK-U	33.3	-28.9	0	42.84	-	-	74	-31.16	-	-	51	172	H
	* 3.702	28.35	ADR	33.3	-28.9	.1	32.85	54	-21.15	-	-	-	-	51	172	H
2	* 4.206	38.48	PK-U	33.7	-28.2	0	43.98	-	-	74	-30.02	-	-	143	239	V
	* 4.203	28.25	ADR	33.7	-28.3	.1	33.75	54	-20.25	-	-	-	-	143	239	V
3	* 7.302	36.67	PK-U	35.5	-25.2	0	46.97	-	-	74	-27.03	-	-	113	196	H
	* 7.3	26.33	ADR	35.5	-25.2	.1	36.73	54	-17.27	-	-	-	-	113	196	H
4	* 10.896	33.73	PK-U	37.9	-22.2	0	49.43	-	-	74	-24.57	-	-	283	217	H
	* 10.897	23.89	ADR	37.9	-22.2	.1	39.69	54	-14.31	-	-	-	-	283	217	H
5	* 7.428	36.77	PK-U	35.6	-26.1	0	46.27	-	-	74	-27.73	-	-	234	249	V
	* 7.429	26.53	ADR	35.6	-26.1	.1	36.13	54	-17.87	-	-	-	-	234	249	V
6	* 11.252	33.72	PK-U	38	-22.2	0	49.52	-	-	74	-24.48	-	-	301	297	V
	* 11.253	23.75	ADR	38	-22.3	.1	39.55	54	-14.45	-	-	-	-	301	297	V

* - indicates frequency in CFR47 Pt 15 / IC RSS-Restricted Band
PK-U - U-NII: Maximum Peak
ADR - U-NII AD primary method, RMS average

UL VERIFICATION SERVICES INC. FORM NO: CCSUP4701J
47173 BENICIA STREET, FREMONT, CA 94538, USA TEL: (510) 771-1000 FAX: (510) 661-0888
This report shall not be reproduced except in full, without the written approval of UL Verification Services Inc.

9.2.7. 11ac HT80 ANTENNA A SISO MODE IN THE 5.2GHz BAND

RESTRICTED BANDEDGE (LOW CHANNEL)

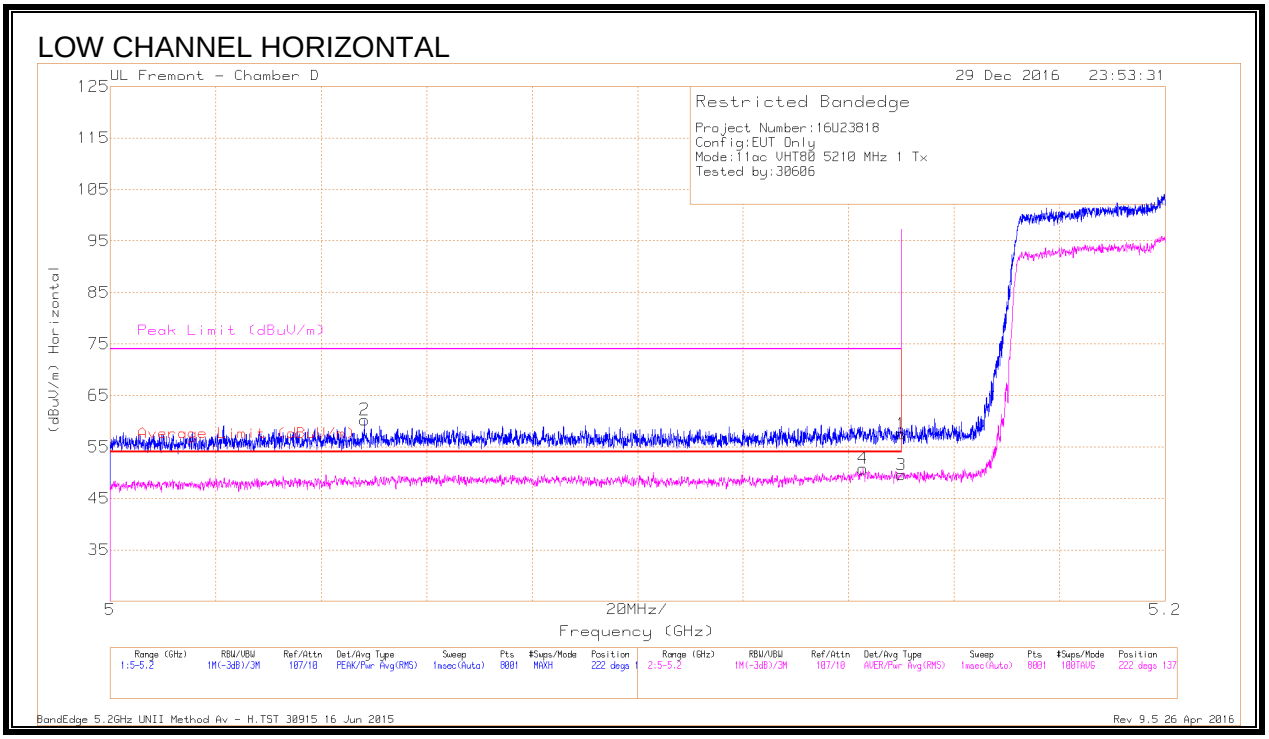

Marker	Frequency (GHz)	Meter Reading (dBuV)	Det	AF T712 (dB/m)	Amp/Cbl/Fltr/Pad (dB)	DC Corr (dB)	Corrected Reading (dBuV/m)	Average Limit (dBuV/m)	Margin (dB)	Peak Limit (dBuV/m)	PK Margin (dB)	Azimuth (Degs)	Height (cm)	Polarity
1	5.15	41.81	Pk	34.1	-18.4	0	57.51	-	-	74	-16.49	222	137	H
2	* 5.048	44.45	Pk	34	-18.2	0	60.25	-	-	74	-13.75	222	137	H
3	5.15	33.68	RMS	34.1	-18.4	.2	49.58	54	-4.42	-	-	222	137	H
4	* 5.143	34.87	RMS	34.1	-18.4	.2	50.77	54	-3.23	-	-	222	137	H

* - indicates frequency in CFR47 Pt 15 / IC RSS-Restricted Band
Pk - Peak detector
RMS - RMS detection

This report shall not be reproduced except in full, without the written approval of UL Verification Services Inc.

LOW CHANNEL VERTICAL

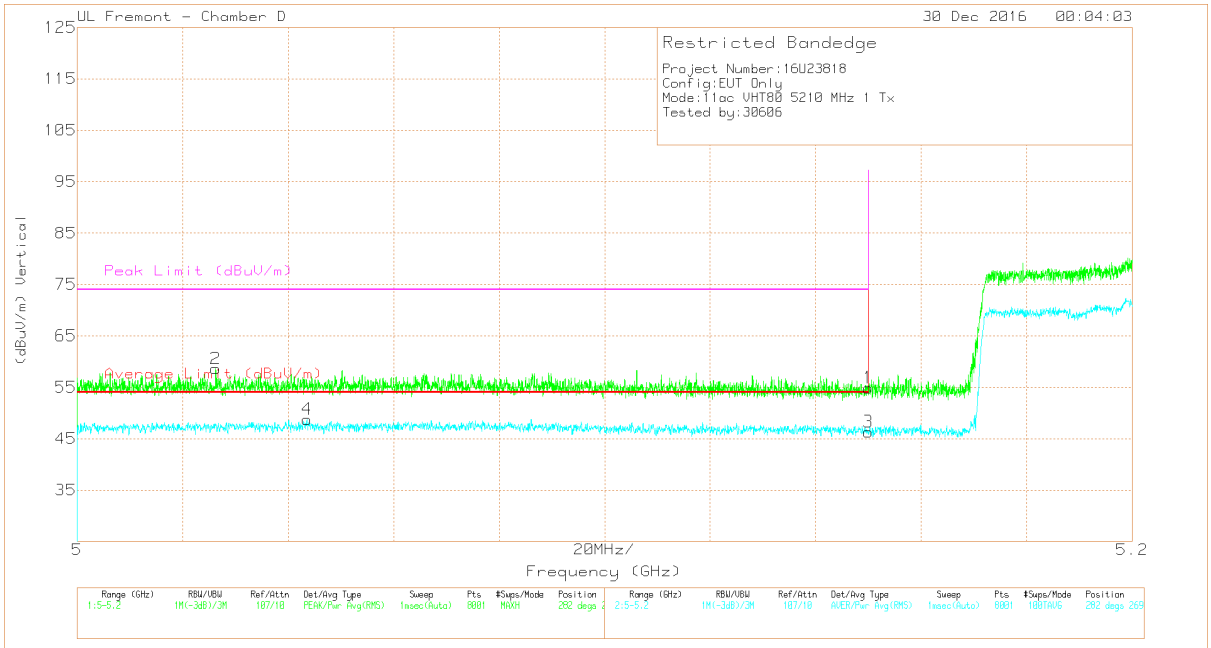

Marker	Frequency (GHz)	Meter Reading (dBuV)	Det	AF T712 (dB/m)	Amp/Cbl/Flt r/Pad (dB)	DC Corr (dB)	Corrected Reading (dBuV/m)	Average Limit (dBuV/m)	Margin (dB)	Peak Limit (dBuV/m)	PK Margin (dB)	Azimuth (Degs)	Height (cm)	Polarity
1	5.15	39.17	Pk	34.1	-18.4	0	54.87	-	-	74	-19.13	282	269	V
2	* 5.026	42.8	Pk	34	-18.2	0	58.6	-	-	74	-15.4	282	269	V
3	5.15	30.41	RMS	34.1	-18.4	.2	46.31	54	-7.69	-	-	282	269	V
4	* 5.044	32.68	RMS	34	-18.1	.2	48.78	54	-5.22	-	-	282	269	V

* - indicates frequency in CFR47 Pt 15 / IC RSS-Restricted Band
Pk - Peak detector
RMS - RMS detection

UL VERIFICATION SERVICES INC. FORM NO: CCSUP4701J
47173 BENICIA STREET, FREMONT, CA 94538, USA TEL: (510) 771-1000 FAX: (510) 661-0888
This report shall not be reproduced except in full, without the written approval of UL Verification Services Inc.

HARMONICS AND SPURIOUS EMISSIONS

LOW CHANNEL HORIZONTAL

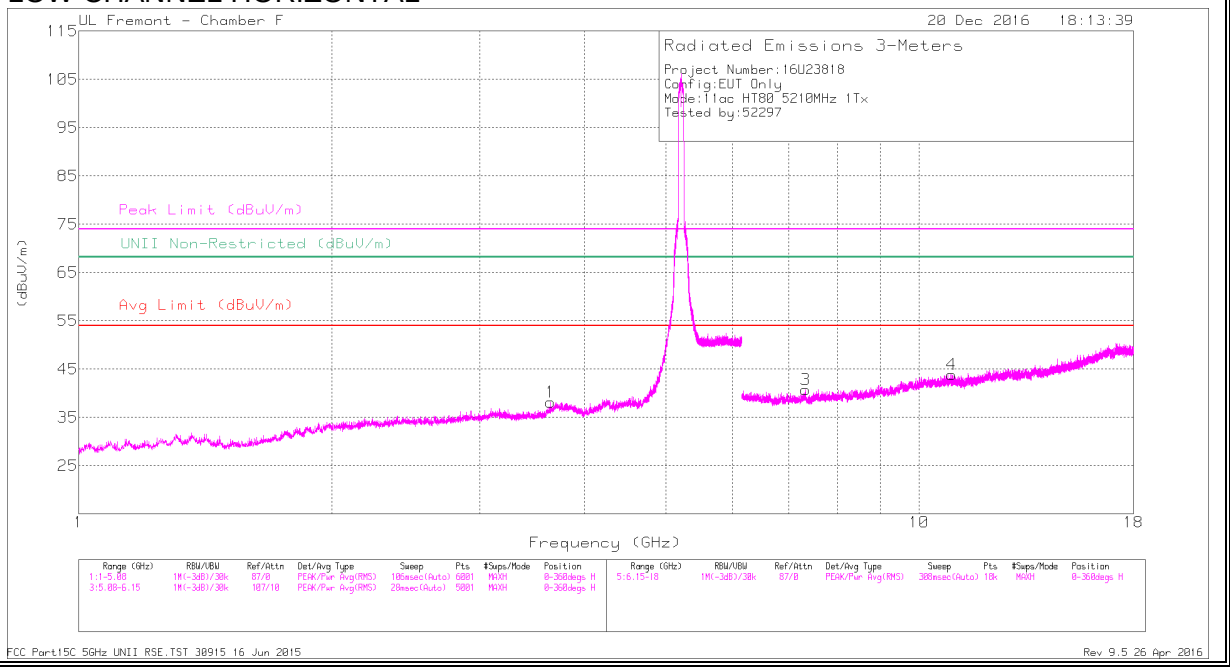

LOW CHANNEL VERTICAL

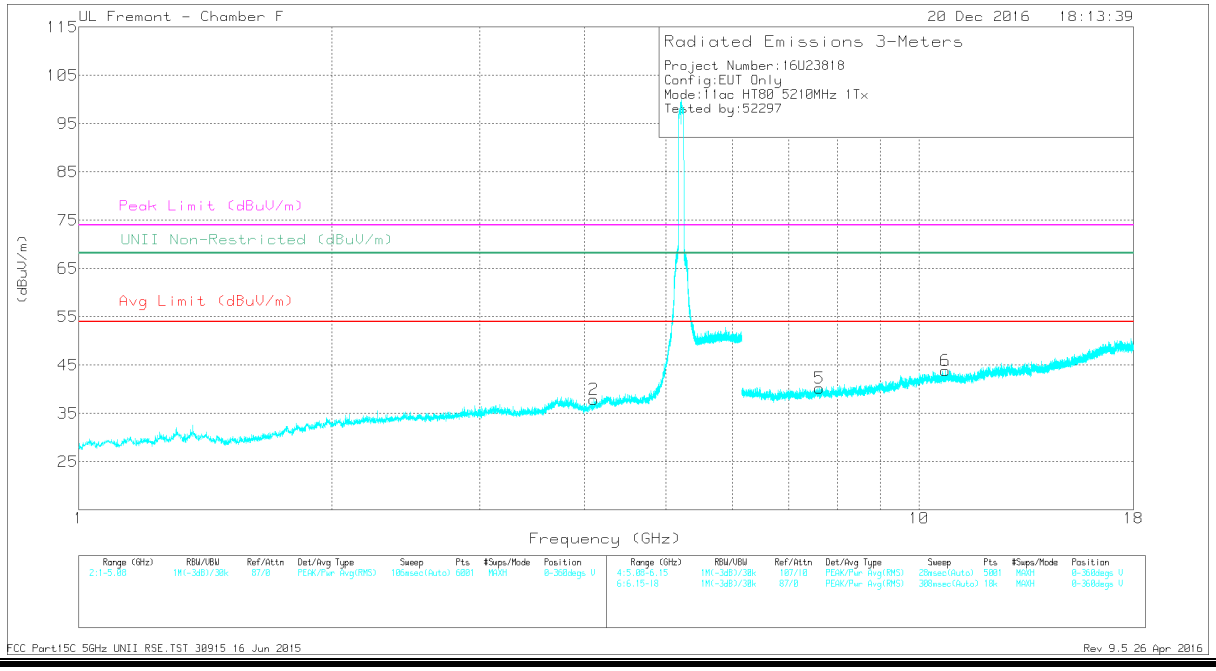

This report shall not be reproduced except in full, without the written approval of UL Verification Services Inc.

Marker	Frequency (GHz)	Meter Reading (dBuV)	Det	AF T344 (dB/m)	Amp/Cbl/Fltr/Pad (dB)	DC Corr (dB)	Corrected Reading (dBuV/m)	Avg Limit (dBuV/m)	Margin (dB)	Peak Limit (dBuV/m)	PK Margin (dB)	UNII Non-Restricted (dBuV/m)	PK Margin (dB)	Azimuth (Degs)	Height (cm)	Polarity
1	* 3.644	38.14	PK-U	33.2	-29.2	0	42.14	-	-	74	-31.86	-	-	121	284	H
	* 3.646	27.8	ADR	33.2	-29.2	.2	32	54	-22	-	-	-	-	121	284	H
2	* 4.106	37.88	PK-U	33.6	-28.5	0	42.98	-	-	74	-31.02	-	-	185	324	V
	* 4.107	28.12	ADR	33.6	-28.5	.2	33.42	54	-20.58	-	-	-	-	185	324	V
3	* 7.335	36.44	PK-U	35.6	-25.5	0	46.54	-	-	74	-27.46	-	-	91	222	H
	* 7.337	26.41	ADR	35.6	-25.5	.2	36.71	54	-17.29	-	-	-	-	91	222	H
4	* 10.948	33.25	PK-U	37.9	-22	0	49.15	-	-	74	-24.85	-	-	162	192	H
	* 10.946	23.54	ADR	37.9	-22.1	.2	39.54	54	-14.46	-	-	-	-	162	192	H
5	* 7.612	35.56	PK-U	35.7	-25.2	0	46.06	-	-	74	-27.94	-	-	201	147	V
	* 7.61	25.58	ADR	35.7	-25.2	.2	36.28	54	-17.72	-	-	-	-	201	147	V
6	* 10.749	34.24	PK-U	37.7	-22	0	49.94	-	-	74	-24.06	-	-	257	183	V
	* 10.749	24	ADR	37.7	-22	.2	39.9	54	-14.1	-	-	-	-	257	183	V

* - indicates frequency in CFR47 Pt 15 / IC RSS-Restricted Band
PK-U - U-NII: Maximum Peak
ADR - U-NII AD primary method, RMS average

UL VERIFICATION SERVICES INC. FORM NO: CCSUP4701J
47173 BENICIA STREET, FREMONT, CA 94538, USA TEL: (510) 771-1000 FAX: (510) 661-0888
This report shall not be reproduced except in full, without the written approval of UL Verification Services Inc.

9.2.8. 11ac HT80 ANTENNA B SISO MODE IN THE 5.2GHz BAND

RESTRICTED BANDEDGE (LOW CHANNEL)

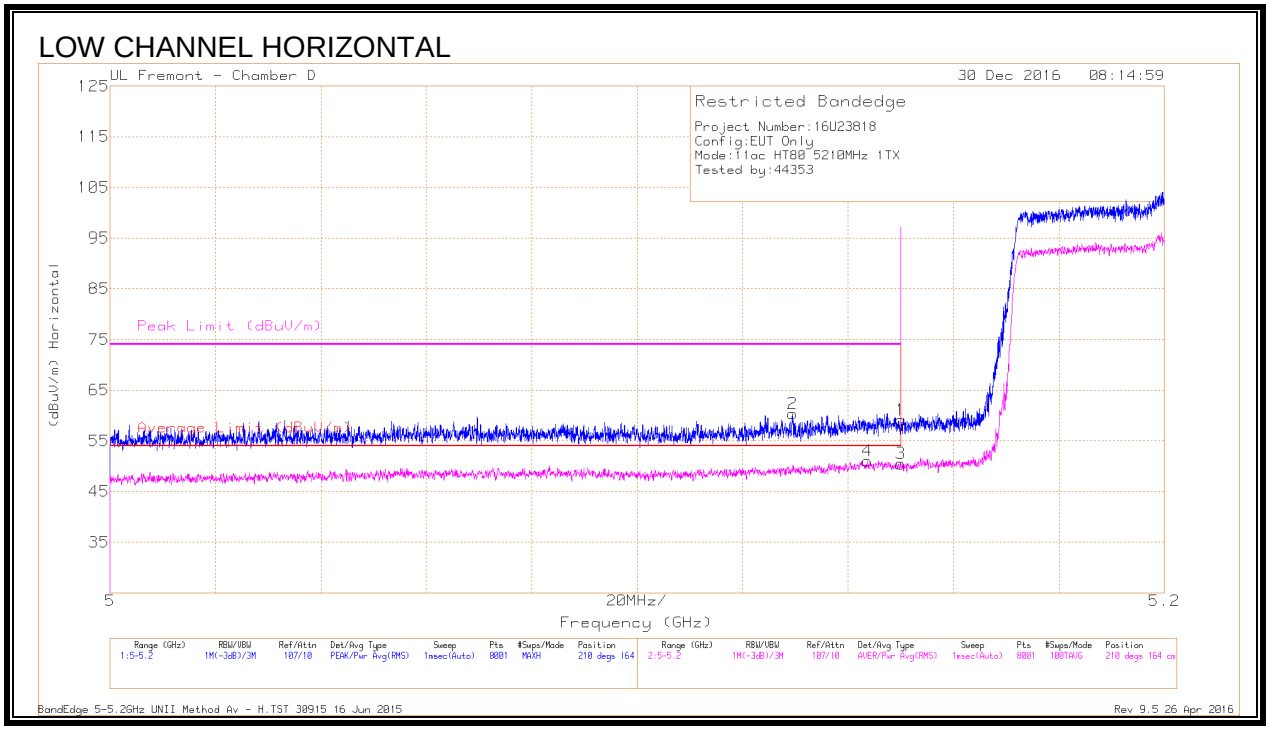

Marker	Frequency (GHz)	Meter Reading (dBuV)	Det	AF T712 (dB/m)	Amp/Cbl/Fltr /Pad (dB)	DC Corr (dB)	Corrected Reading (dBuV/m)	Average Limit (dBuV/m)	Margin (dB)	Peak Limit (dBuV/m)	PK Margin (dB)	Azimuth (Degs)	Height (cm)	Polarity
1	5.15	43.38	Pk	34.1	-18.4	0	59.08	-	-	74	-14.92	210	164	H
2	* 5.13	44.68	Pk	34.1	-18.4	0	60.38	-	-	74	-13.62	210	164	H
3	5.15	34.58	RMS	34.1	-18.4	.2	50.48	54	-3.52	-	-	210	164	H
4	* 5.144	35.16	RMS	34.1	-18.4	.2	51.06	54	-2.94	-	-	210	164	H

* - indicates frequency in CFR47 Pt 15 / IC RSS-Restricted Band
Pk - Peak detector
RMS - RMS detection

This report shall not be reproduced except in full, without the written approval of UL Verification Services Inc.

LOW CHANNEL VERTICAL

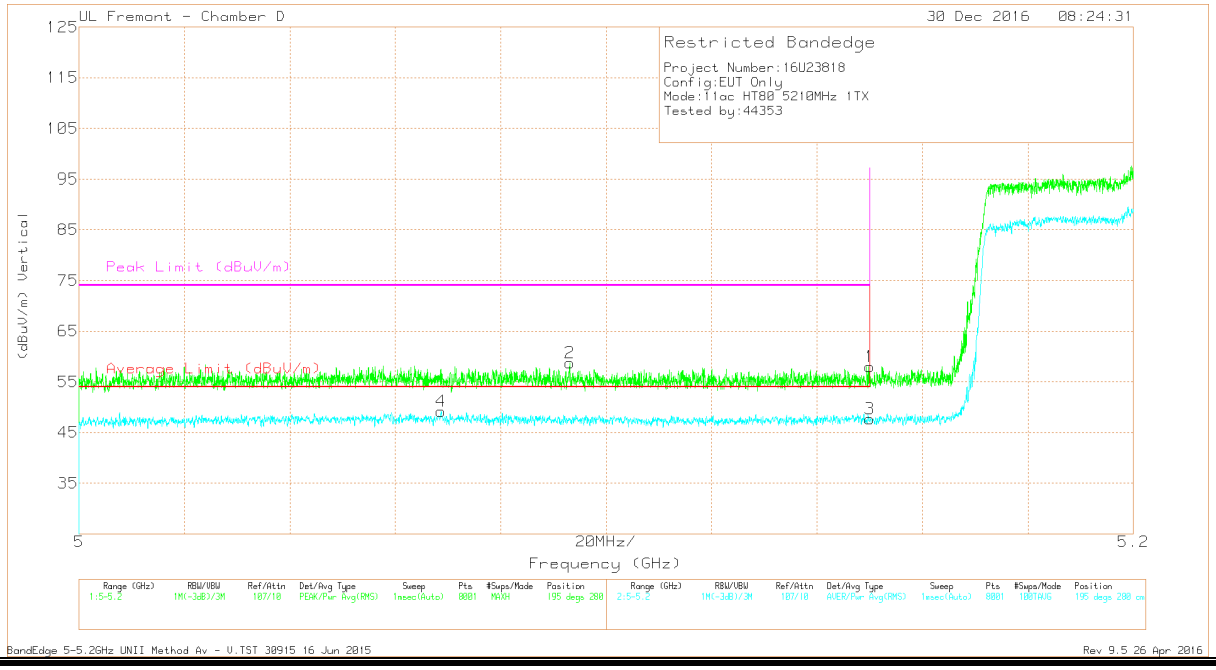

Marker	Frequency (GHz)	Meter Reading (dBuV)	Det	AF T712 (dB/m)	Amp/Cbl/Filt r/Pad (dB)	DC Corr (dB)	Corrected Reading (dBuV/m)	Average Limit (dBuV/m)	Margin (dB)	Peak Limit (dBuV/m)	PK Margin (dB)	Azimuth (Degs)	Height (cm)	Polarity
1	5.15	42.31	Pk	34.1	-18.4	0	58.01	-	-	74	-15.99	195	280	V
2	* 5.093	42.97	Pk	34	-18.2	0	58.77	-	-	74	-15.23	195	280	V
3	5.15	31.83	RMS	34.1	-18.4	.2	47.73	54	-6.27	-	-	195	280	V
4	* 5.069	33.23	RMS	34	-18.2	.2	49.23	54	-4.77	-	-	195	280	V

* - indicates frequency in CFR47 Pt 15 / IC RSS-Restricted Band
Pk - Peak detector
RMS - RMS detection

This report shall not be reproduced except in full, without the written approval of UL Verification Services Inc.

HARMONICS AND SPURIOUS EMISSIONS

LOW CHANNEL HORIZONTAL

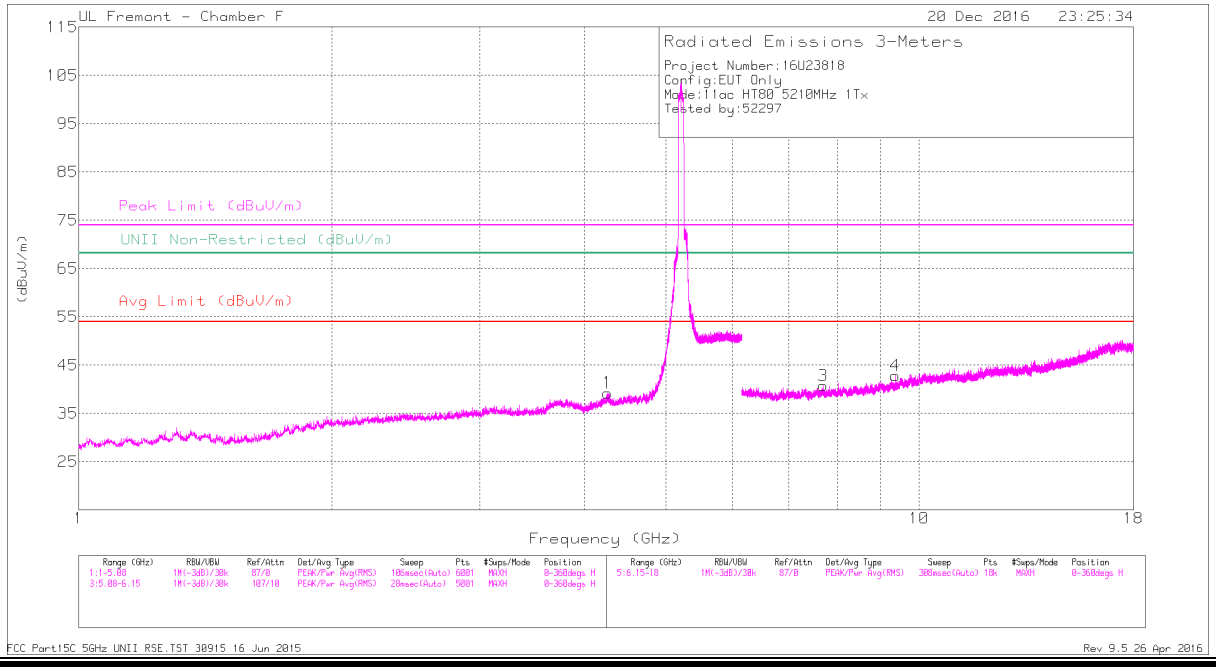

LOW CHANNEL VERTICAL

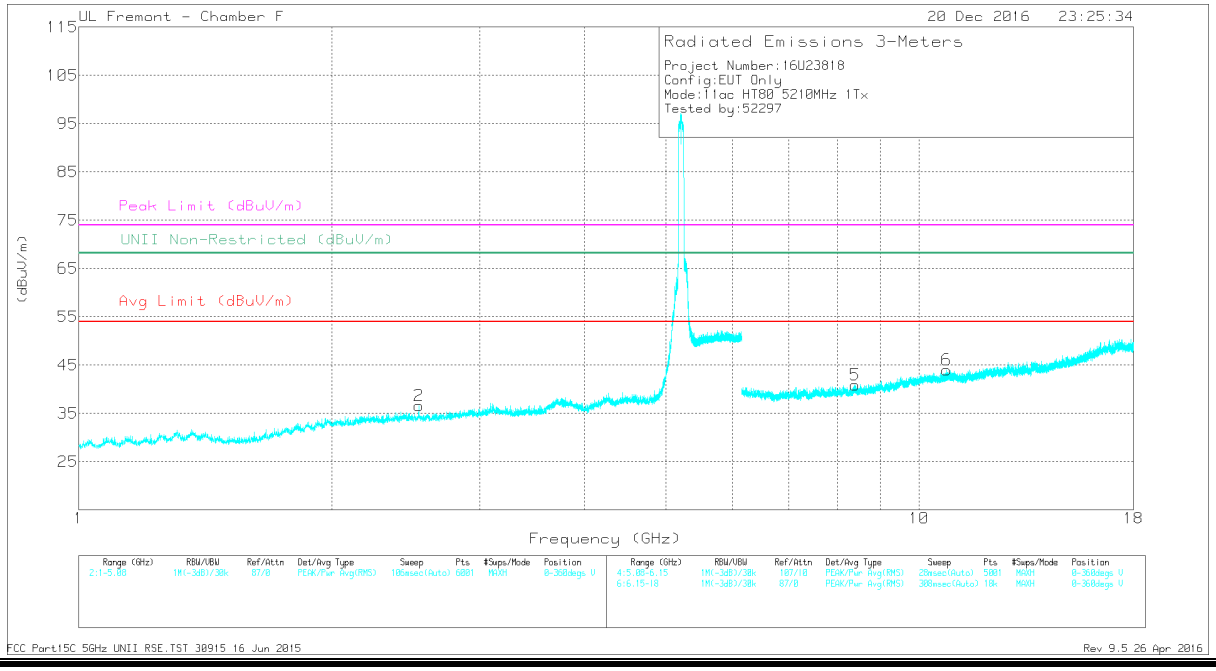

This report shall not be reproduced except in full, without the written approval of UL Verification Services Inc.

Marker	Frequency (GHz)	Meter Reading (dBuV)	Det	AF T344 (dB/m)	Amp/Cbl/Fltr/Pad (dB)	DC Corr (dB)	Corrected Reading (dBuV/m)	Avg Limit (dBuV/m)	Margin (dB)	Peak Limit (dBuV/m)	PK Margin (dB)	UNII Non-Restricted (dBuV/m)	PK Margin (dB)	Azimuth (Degs)	Height (cm)	Polarity
1	* 4.26	36.73	PK-U	33.7	-26.5	0	43.93	-	-	74	-30.07	-	-	87	167	H
	* 4.261	26.6	ADR	33.7	-26.5	.2	34	54	-20	-	-	-	-	87	167	H
2	2.54	40.46	PK-U	32.2	-30.4	0	42.26	-	-	-	-	68.2	-25.94	0	235	V
3	* 7.69	36.27	PK-U	35.7	-25.6	0	46.37	-	-	74	-27.63	-	-	214	183	H
	* 7.692	25.7	ADR	35.7	-25.6	.2	36	54	-18	-	-	-	-	214	183	H
4	* 9.369	34.27	PK-U	36.3	-22.8	0	47.77	-	-	74	-26.23	-	-	170	266	H
	* 9.37	23.99	ADR	36.3	-22.8	.2	37.69	54	-16.31	-	-	-	-	170	266	H
5	* 8.397	34.9	PK-U	35.7	-23.9	0	46.7	-	-	74	-27.3	-	-	200	279	V
	* 8.396	25.19	ADR	35.7	-23.9	.2	37.19	54	-16.81	-	-	-	-	200	279	V
6	* 10.793	34.35	PK-U	37.8	-21.9	0	50.25	-	-	74	-23.75	-	-	126	216	V
	* 10.793	23.74	ADR	37.8	-21.9	.2	39.84	54	-14.16	-	-	-	-	126	216	V

* - indicates frequency in CFR47 Pt 15 / IC RSS-Restricted Band
PK-U - U-NII: Maximum Peak
ADR - U-NII AD primary method, RMS average

UL VERIFICATION SERVICES INC. FORM NO: CCSUP4701J
47173 BENICIA STREET, FREMONT, CA 94538, USA TEL: (510) 771-1000 FAX: (510) 661-0888
This report shall not be reproduced except in full, without the written approval of UL Verification Services Inc.

9.2.9. 11ac HT80 2TX CDD MIMO MODE IN THE 5.2GHz BAND

RESTRICTED BANDEDGE (LOW CHANNEL)

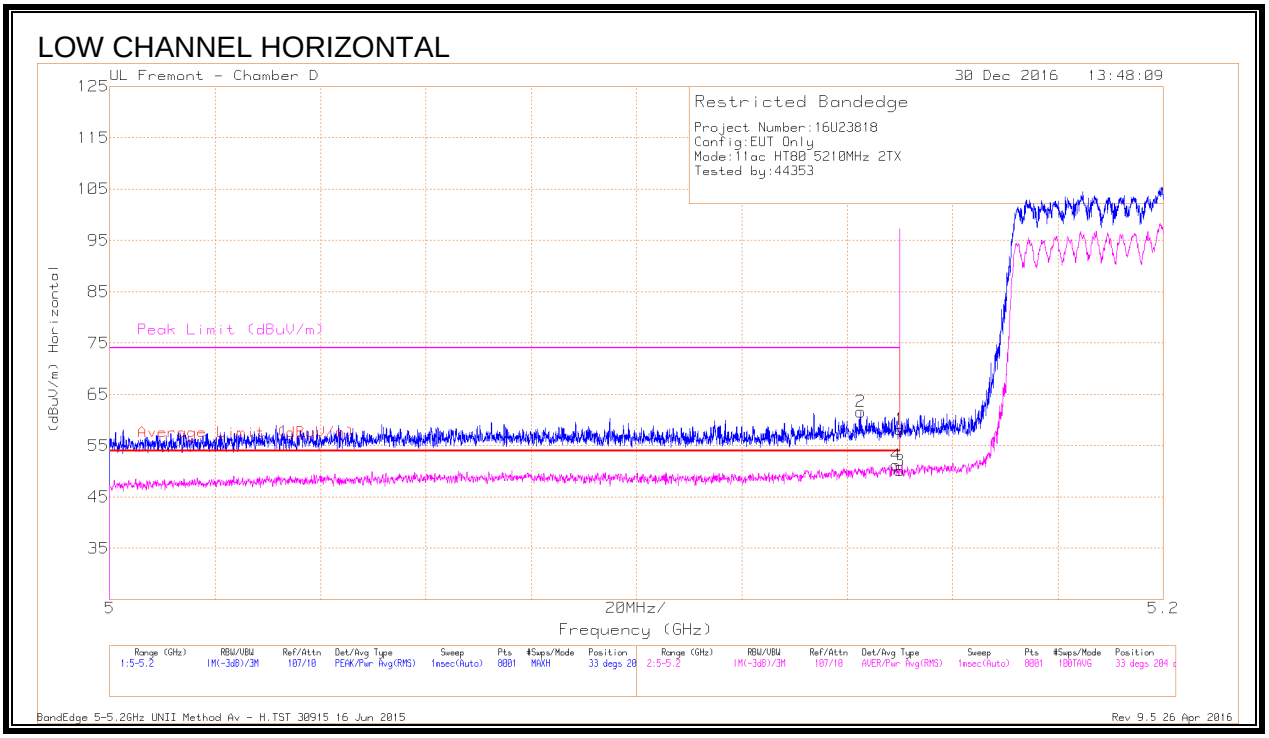

Marker	Frequency (GHz)	Meter Reading (dBuV)	Det	AF T712 (dB/m)	Amp/Cbl/Filter/Pad (dB)	DC Corr (dB)	Corrected Reading (dBuV/m)	Average Limit (dBuV/m)	Margin (dB)	Peak Limit (dBuV/m)	PK Margin (dB)	Azimuth (Degs)	Height (cm)	Polarity
1	5.15	42.44	Pk	34.1	-18.4	0	58.14	-	-	74	-15.86	33	204	H
2	* 5.143	45.92	Pk	34.1	-18.4	0	61.62	-	-	74	-12.38	33	204	H
3	5.15	34.24	RMS	34.1	-18.4	.19	50.13	54	-3.87	-	-	33	204	H
4	* 5.149	35.31	RMS	34.1	-18.4	.19	51.2	54	-2.8	-	-	33	204	H

* - indicates frequency in CFR47 Pt 15 / IC RSS-Restricted Band
Pk - Peak detector
RMS - RMS detection

This report shall not be reproduced except in full, without the written approval of UL Verification Services Inc.

LOW CHANNEL VERTICAL

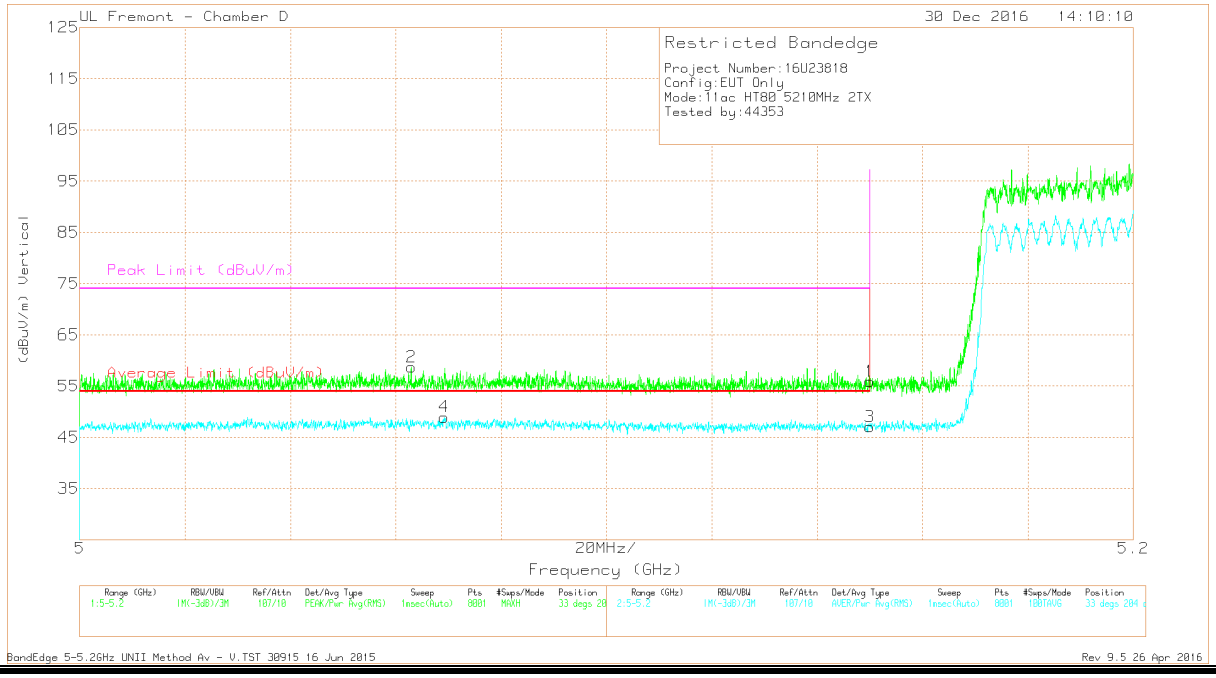

Marker	Frequency (GHz)	Meter Reading (dBuV)	Det	AF T712 (dB/m)	Amp/Cbl/Flt r/Pad (dB)	DC Corr (dB)	Corrected Reading (dBuV/m)	Average Limit (dBuV/m)	Margin (dB)	Peak Limit (dBuV/m)	PK Margin (dB)	Azimuth (Degs)	Height (cm)	Polarity
1	5.15	40.18	Pk	34.1	-18.4	0	55.88	-	-	74	-18.12	33	204	V
2	* 5.063	42.7	Pk	34	-18	0	58.7	-	-	74	-15.3	33	204	V
3	5.15	31.14	RMS	34.1	-18.4	.19	47.03	54	-6.97	-	-	33	204	V
4	* 5.069	32.98	RMS	34	-18.2	.19	48.97	54	-5.03	-	-	33	204	V

* - indicates frequency in CFR47 Pt 15 / IC RSS-Restricted Band
Pk - Peak detector
RMS - RMS detection

This report shall not be reproduced except in full, without the written approval of UL Verification Services Inc.

HARMONICS AND SPURIOUS EMISSIONS

LOW CHANNEL HORIZONTAL

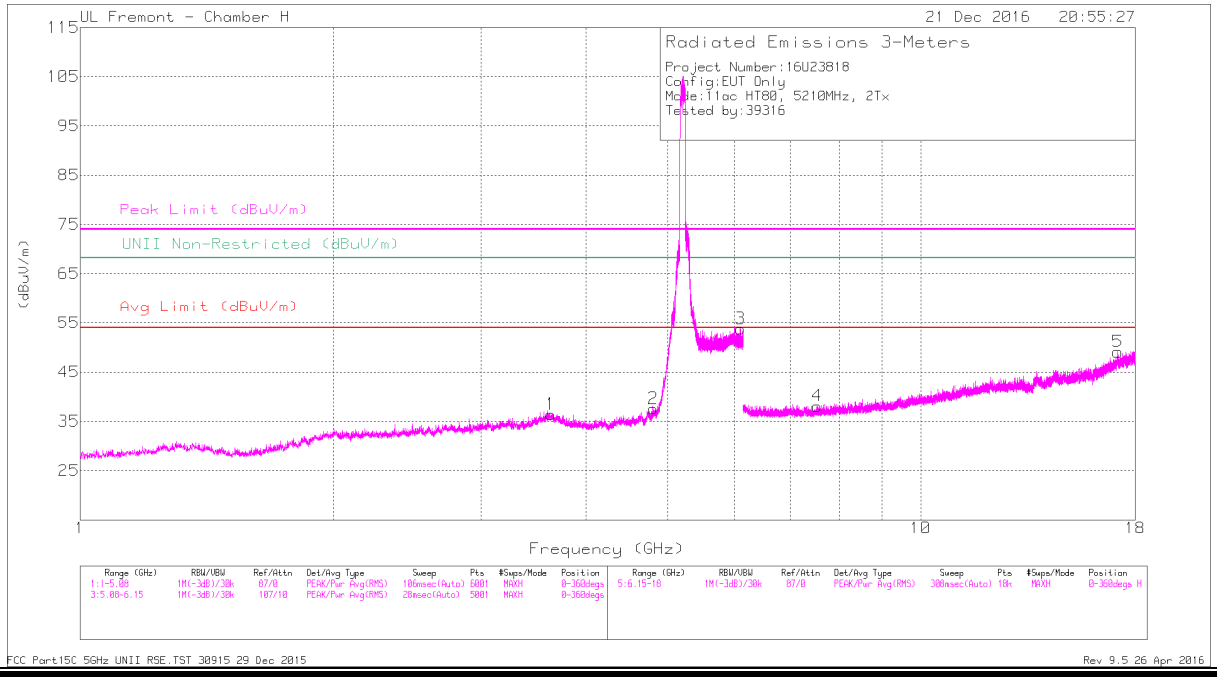

LOW CHANNEL VERTICAL

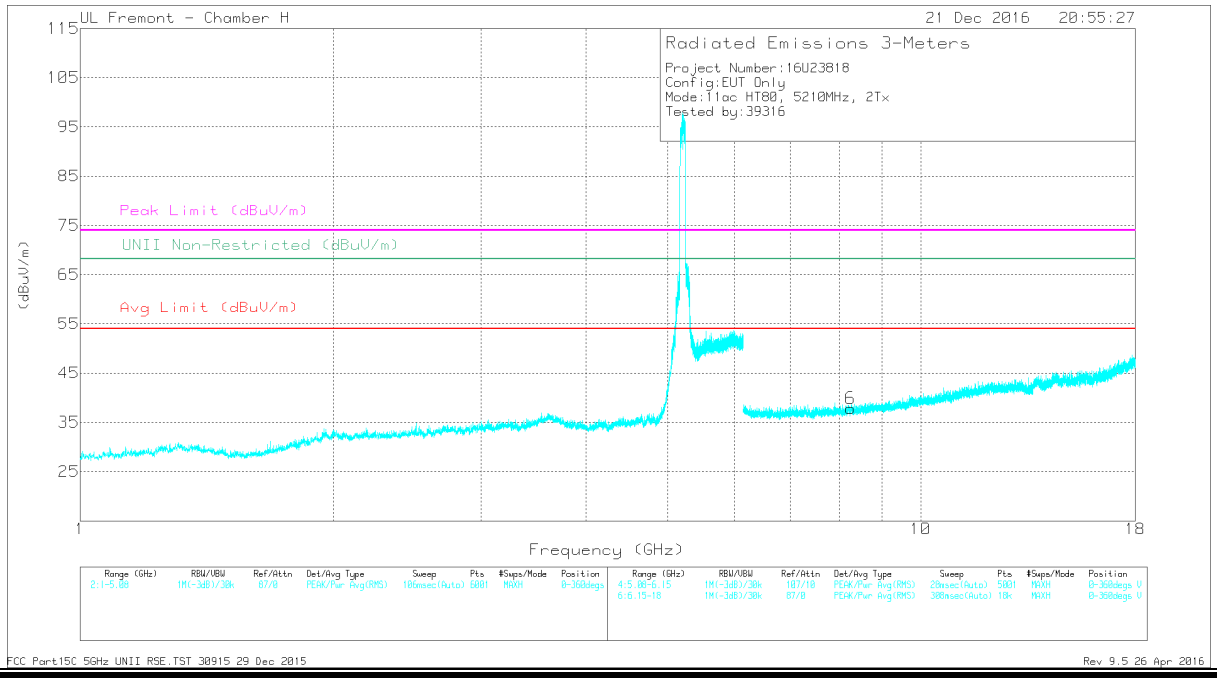

This report shall not be reproduced except in full, without the written approval of UL Verification Services Inc.

Marker	Frequency (GHz)	Meter Reading (dBuV)	Det	AF T120 (dB/m)	Amp/Cbl/Fltr/Pad (dB)	DC Corr (dB)	Corrected Reading (dBuV/m)	Avg Limit (dBuV/m)	Margin (dB)	Peak Limit (dBuV/m)	PK Margin (dB)	UNII Non-Restricted (dBuV/m)	PK Margin (dB)	Azimuth (Degs)	Height (cm)	Polarity
1	* 3.635	43.01	PK-U	34.9	-35.9	0	42.01	-	-	74	-31.99	-	-	244	157	H
	* 3.634	32.76	ADR	34.9	-35.8	.19	32.05	54	-21.95	-	-	-	-	244	157	H
2	* 4.81	46.95	PK-U	34	-34.4	0	46.55	-	-	74	-27.45	-	-	205	108	H
	* 4.809	34.78	ADR	34	-34.3	.19	34.67	54	-19.33	-	-	-	-	205	108	H
3	6.105	39.04	PK-U	35.4	-14.1	0	60.34	-	-	-	-	68.2	-7.86	183	240	H
4	* 7.533	39.75	PK-U	35.8	-31	0	44.55	-	-	74	-29.45	-	-	272	382	H
	* 7.536	28.69	ADR	35.8	-31	.19	33.68	54	-20.30	-	-	-	-	272	382	H
5	17.165	36.29	PK-U	40.9	-22.5	0	54.69	-	-	-	-	68.2	-13.51	41	350	H
6	* 8.254	38.83	PK-U	35.8	-29.6	0	45.03	-	-	74	-28.97	-	-	8	173	V
	* 8.252	27.72	ADR	35.8	-29.6	.19	34.11	54	-19.89	-	-	-	-	8	173	V

* - indicates frequency in CFR47 Pt 15 / IC RSS-Restricted Band
PK-U - U-NII: Maximum Peak
ADR - U-NII AD primary method, RMS average

UL VERIFICATION SERVICES INC. FORM NO: CCSUP4701J
47173 BENICIA STREET, FREMONT, CA 94538, USA TEL: (510) 771-1000 FAX: (510) 661-0888
This report shall not be reproduced except in full, without the written approval of UL Verification Services Inc.

9.2.10. 11n HT20 ANTENNA A SISO MODE IN THE 5.3GHz BAND

AUTHORIZED BANDEDGE (HIGH CHANNEL)

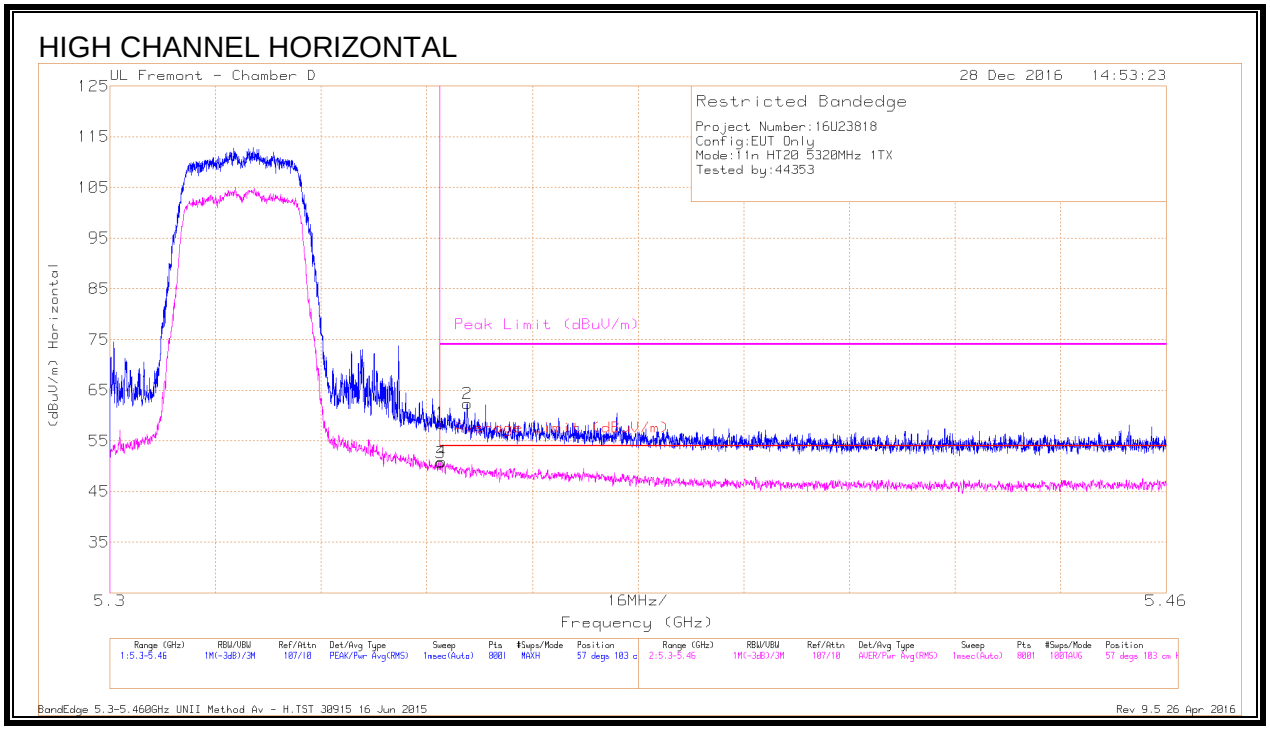

Marker	Frequency (GHz)	Meter Reading (dBuV)	Det	AF T712 (dB/m)	Amp/Cbl/ Fltr/Pad (dB)	Corrected Reading (dBuV/m)	Average Limit (dBuV/m)	Margin (dB)	Peak Limit (dBuV/m)	PK Margin (dB)	Azimuth (Degs)	Height (cm)	Polarity
1	* 5.35	42.54	Pk	34.3	-18.4	58.44	-	-	74	-15.56	57	103	H
2	* 5.354	46.38	Pk	34.3	-18.4	62.28	-	-	74	-11.72	57	103	H
3	* 5.35	34.75	RMS	34.3	-18.4	50.65	54	-3.35	-	-	57	103	H
4	* 5.35	35.02	RMS	34.3	-18.4	50.92	54	-3.08	-	-	57	103	H

* - indicates frequency in CFR47 Pt 15 / IC RSS-Restricted Band
Pk - Peak detector
RMS - RMS detection

This report shall not be reproduced except in full, without the written approval of UL Verification Services Inc.

HIGH CHANNEL VERTICAL

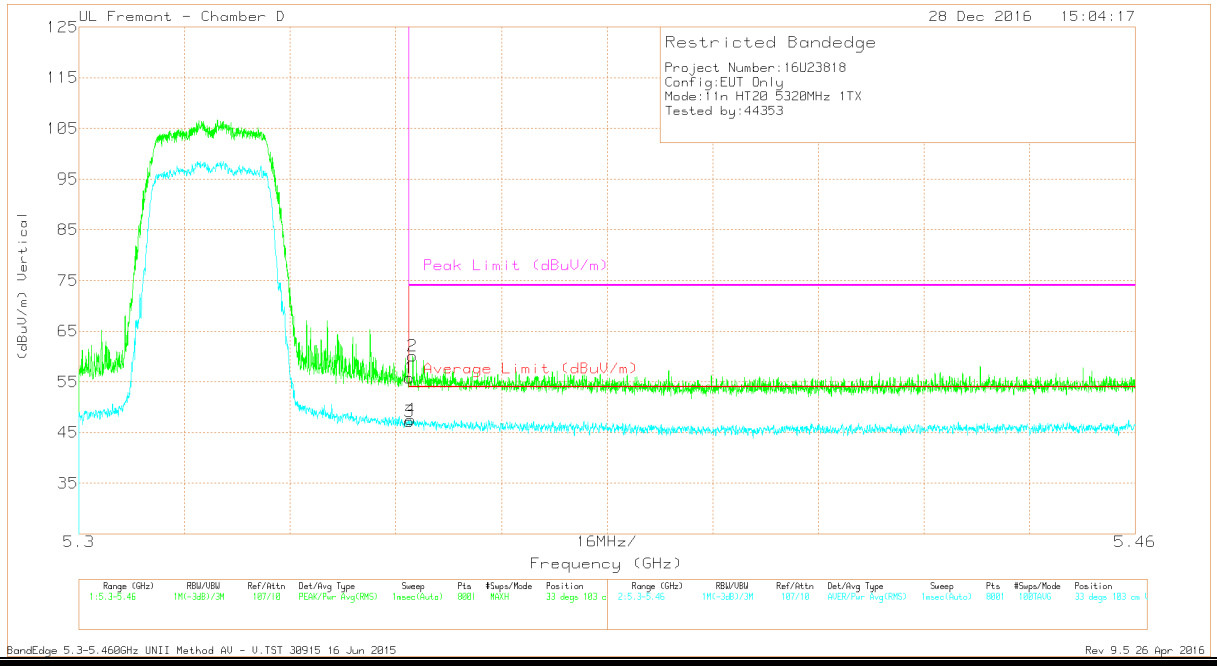

Marker	Frequency (GHz)	Meter Reading (dBuV)	Det	AF T712 (dB/m)	Amp/Cbl/ Fltr/Pad (dB)	Corrected Reading (dBuV/m)	Average Limit (dBuV/m)	Margin (dB)	Peak Limit (dBuV/m)	PK Margin (dB)	Azimuth (Degs)	Height (cm)	Polarity
1	* 5.35	39.85	Pk	34.3	-18.4	55.75	-	-	74	-18.25	33	103	V
2	* 5.351	44.25	Pk	34.3	-18.4	60.15	-	-	74	-13.85	33	103	V
3	* 5.35	31.32	RMS	34.3	-18.4	47.22	54	-6.78	-	-	33	103	V
4	* 5.35	31.68	RMS	34.3	-18.4	47.58	54	-6.42	-	-	33	103	V

* - indicates frequency in CFR47 Pt 15 / IC RSS-Restricted Band
Pk - Peak detector
RMS - RMS detection

UL VERIFICATION SERVICES INC. FORM NO: CCSUP4701J
47173 BENICIA STREET, FREMONT, CA 94538, USA TEL: (510) 771-1000 FAX: (510) 661-0888
This report shall not be reproduced except in full, without the written approval of UL Verification Services Inc.

HARMONICS AND SPURIOUS EMISSIONS

LOW CHANNEL HORIZONTAL

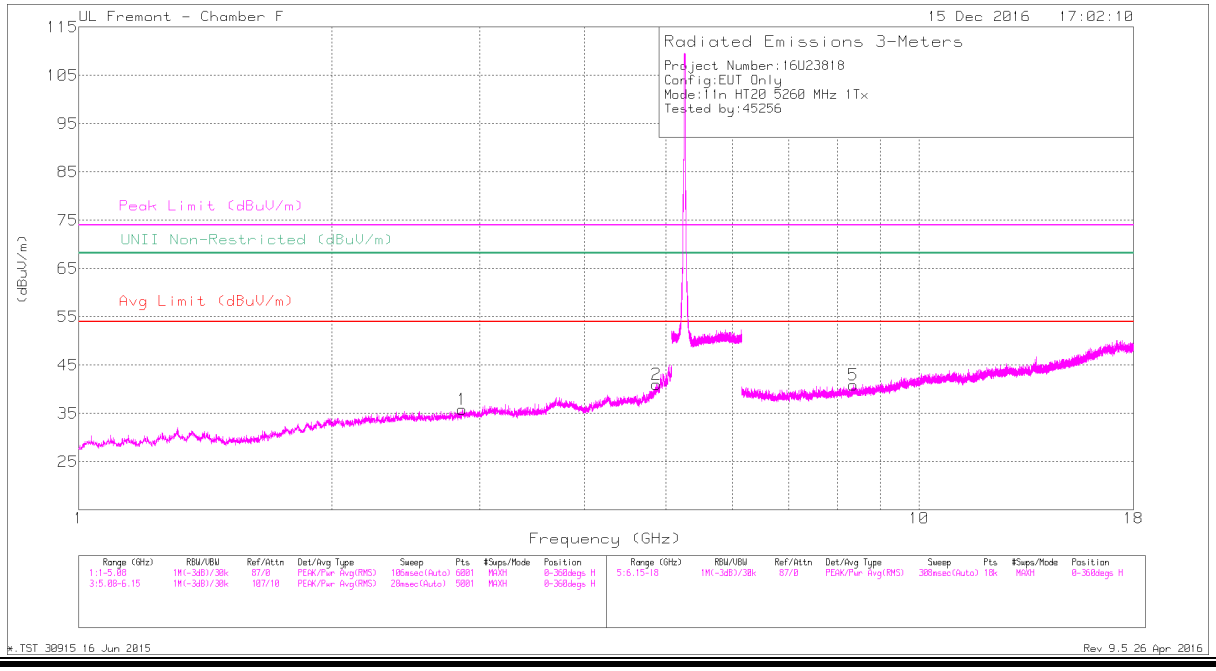

LOW CHANNEL VERTICAL

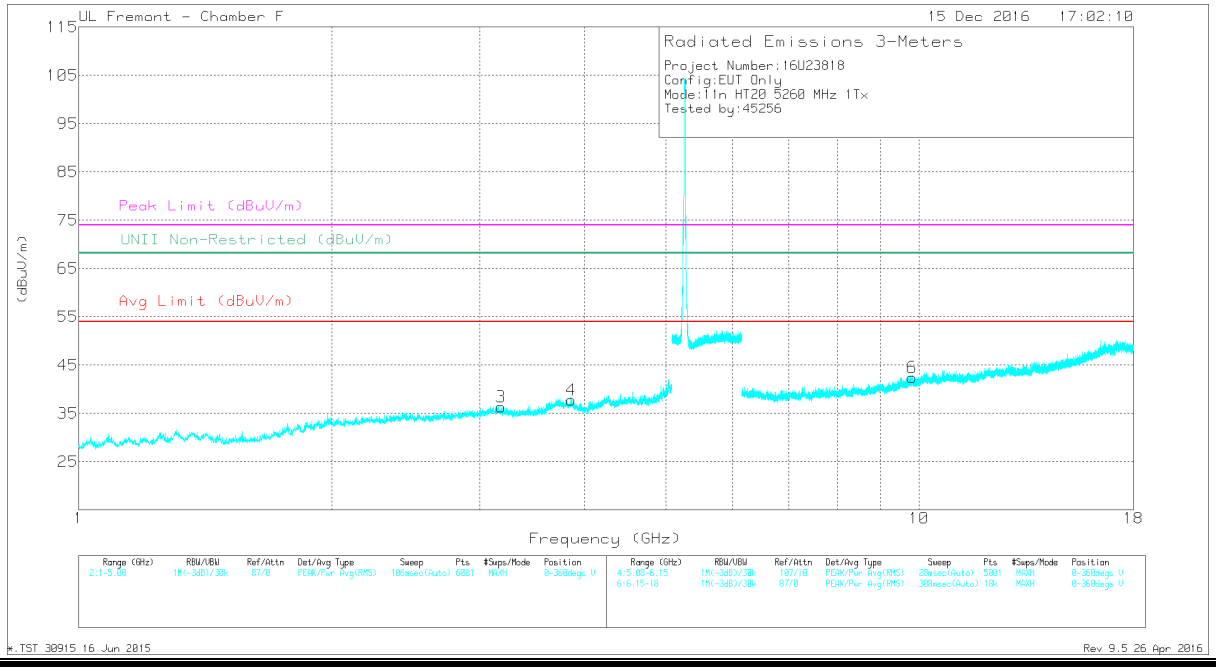

This report shall not be reproduced except in full, without the written approval of UL Verification Services Inc.

Marker	Frequency (GHz)	Meter Reading (dBuV)	Det	AF T344 (dB/m)	Amp/Cbl/Fltr/Pad (dB)	Corrected Reading (dBuV/m)	Avg Limit (dBuV/m)	Margin (dB)	Peak Limit (dBuV/m)	PK Margin (dB)	UNII Non-Restricted (dBuV/m)	PK Margin (dB)	Azimuth (Degs)	Height (cm)	Polarity
1	* 2.863	39.51	PK-U	32.6	-29.7	42.41	-	-	74	-31.59	-	-	153	251	H
	* 2.861	28.34	ADR	32.6	-29.7	31.24	54	-22.76	-	-	-	-	153	251	H
2	* 4.869	42.54	PK-U	34.1	-27.9	48.74	-	-	74	-25.26	-	-	202	115	H
	* 4.869	31.06	ADR	34.1	-27.9	37.26	54	-16.74	-	-	-	-	202	115	H
3	3.185	39.91	PK-U	33.2	-30	43.11	-	-	-	-	68.2	-25.09	113	211	V
4	* 3.852	39.11	PK-U	33.4	-28.5	44.01	-	-	74	-29.99	-	-	328	279	V
	* 3.852	27.73	ADR	33.4	-28.5	32.63	54	-21.37	-	-	-	-	328	279	V
5	* 8.356	35.94	PK-U	35.7	-24.4	47.24	-	-	74	-26.76	-	-	360	207	H
	* 8.356	24.94	ADR	35.7	-24.4	36.24	54	-17.76	-	-	-	-	360	207	H
6	9.82	33.2	PK-U	36.8	-21.5	48.5	-	-	-	-	68.2	-19.7	197	131	V

* - indicates frequency in CFR47 Pt 15 / IC RSS-Restricted Band
PK-U - U-NII: Maximum Peak
ADR - U-NII AD primary method, RMS average

UL VERIFICATION SERVICES INC. FORM NO: CCSUP4701J
47173 BENICIA STREET, FREMONT, CA 94538, USA TEL: (510) 771-1000 FAX: (510) 661-0888
This report shall not be reproduced except in full, without the written approval of UL Verification Services Inc.

MID CHANNEL HORIZONTAL

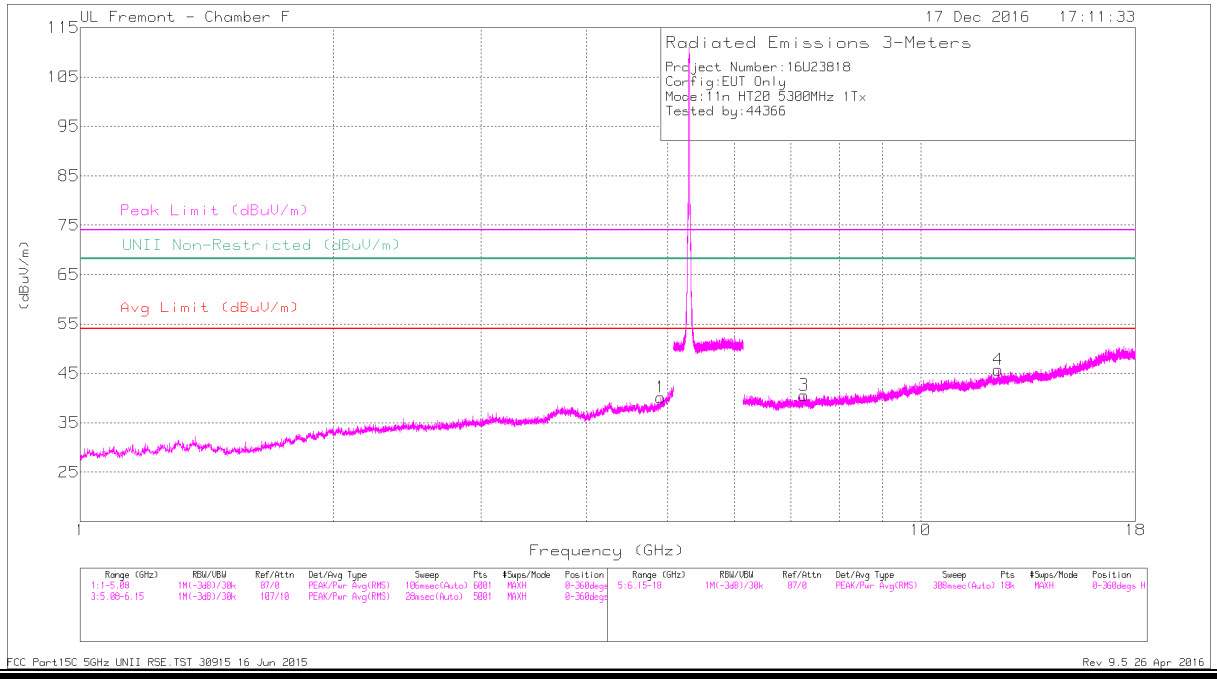

MID CHANNEL VERTICAL

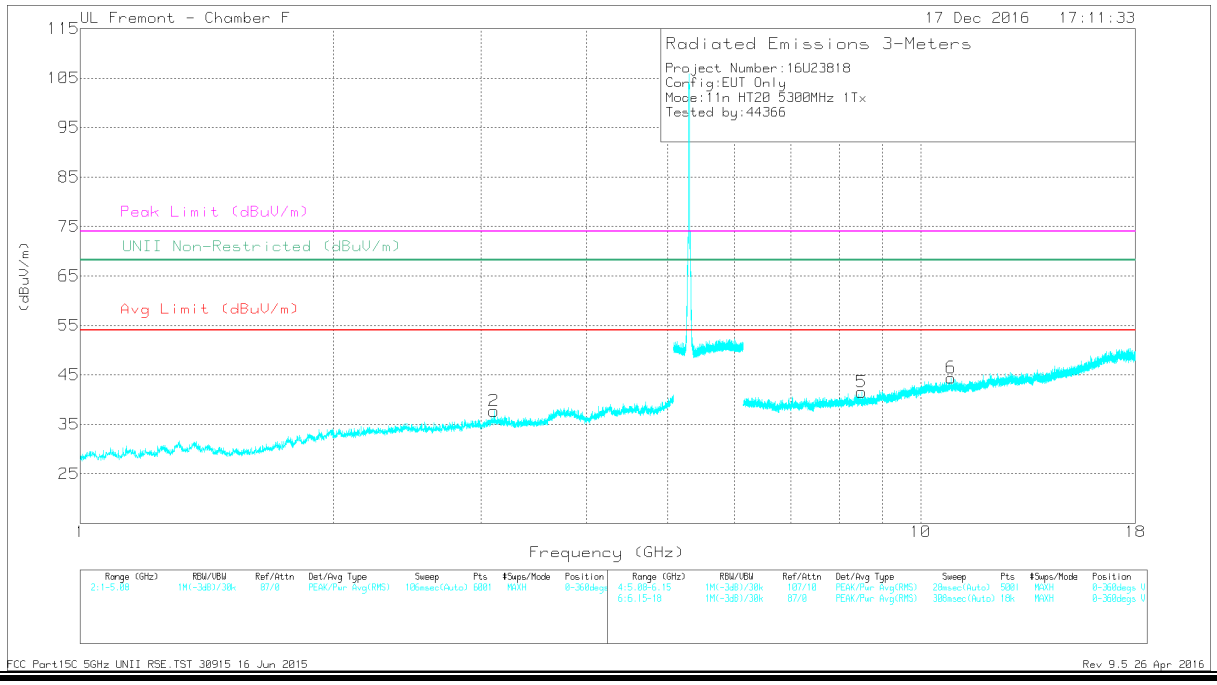

This report shall not be reproduced except in full, without the written approval of UL Verification Services Inc.

Marker	Frequency (GHz)	Meter Reading (dBuV)	Det	AF T344 (dB/m)	Amp/Cbl/Fltr/Pad (dB)	Corrected Reading (dBuV/m)	Avg Limit (dBuV/m)	Margin (dB)	Peak Limit (dBuV/m)	PK Margin (dB)	UNII Non-Restricted (dBuV/m)	PK Margin (dB)	Azimuth (Degs)	Height (cm)	Polarity
1	* 4.906	37.42	PK-U	34.1	-26.9	44.62	-	-	74	-29.38	-	-	78	213	H
	* 4.907	27.13	ADR	34.1	-26.9	34.33	54	-19.67	-	-	-	-	78	213	H
2	3.104	39.4	PK-U	33.2	-29.1	43.5	-	-	-	-	68.2	-24.7	112	228	V
3	* 7.264	36.08	PK-U	35.5	-25.2	46.38	-	-	74	-27.62	-	-	251	195	H
	* 7.266	25.42	ADR	35.5	-25.2	35.72	54	-18.28	-	-	-	-	251	195	H
4	* 12.365	34.01	PK-U	38.9	-22.3	50.61	-	-	74	-23.39	-	-	322	305	H
	* 12.363	24.13	ADR	38.9	-22.3	40.73	54	-13.27	-	-	-	-	322	305	H
5	8.505	35.35	PK-U	35.8	-24.4	46.75	-	-	-	-	68.2	-21.45	208	158	V
6	* 10.869	34.29	PK-U	37.8	-22	50.09	-	-	74	-23.91	-	-	94	329	V
	* 10.866	23.07	ADR	37.8	-22	38.87	54	-15.13	-	-	-	-	94	329	V

* - indicates frequency in CFR47 Pt 15 / IC RSS-Restricted Band
PK-U - U-NII: Maximum Peak
ADR - U-NII AD primary method, RMS average

UL VERIFICATION SERVICES INC. FORM NO: CCSUP4701J
47173 BENICIA STREET, FREMONT, CA 94538, USA TEL: (510) 771-1000 FAX: (510) 661-0888
This report shall not be reproduced except in full, without the written approval of UL Verification Services Inc.

HIGH CHANNEL HORIZONTAL

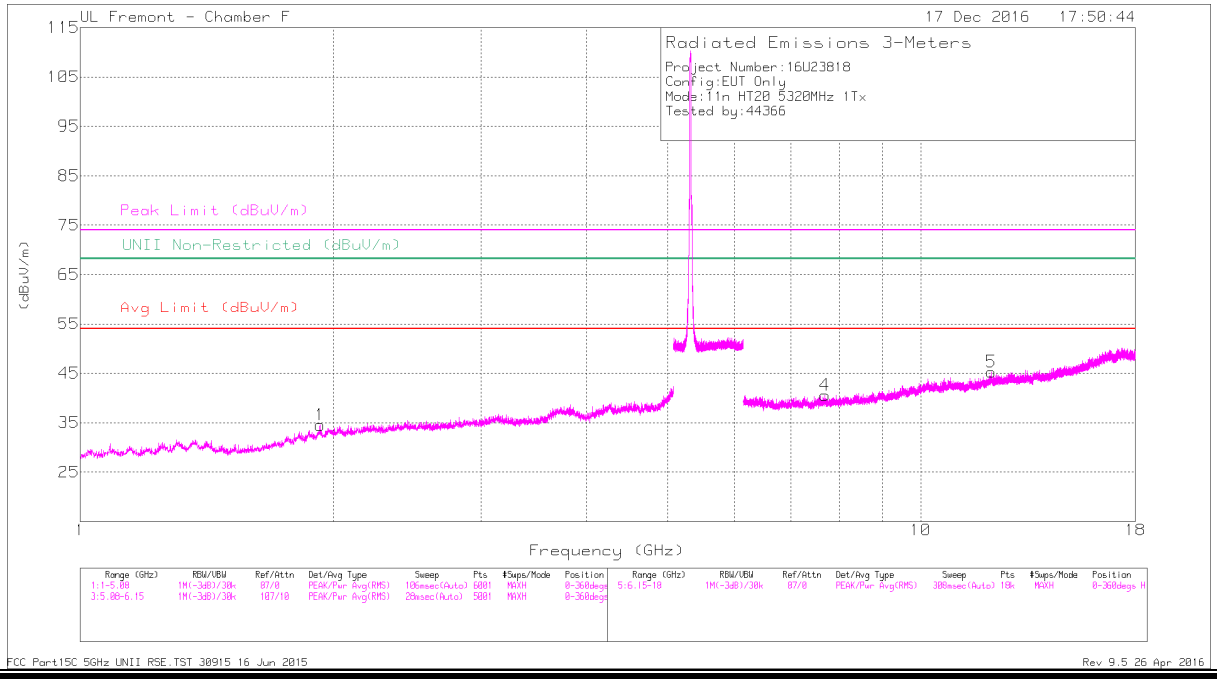

HIGH CHANNEL VERTICAL

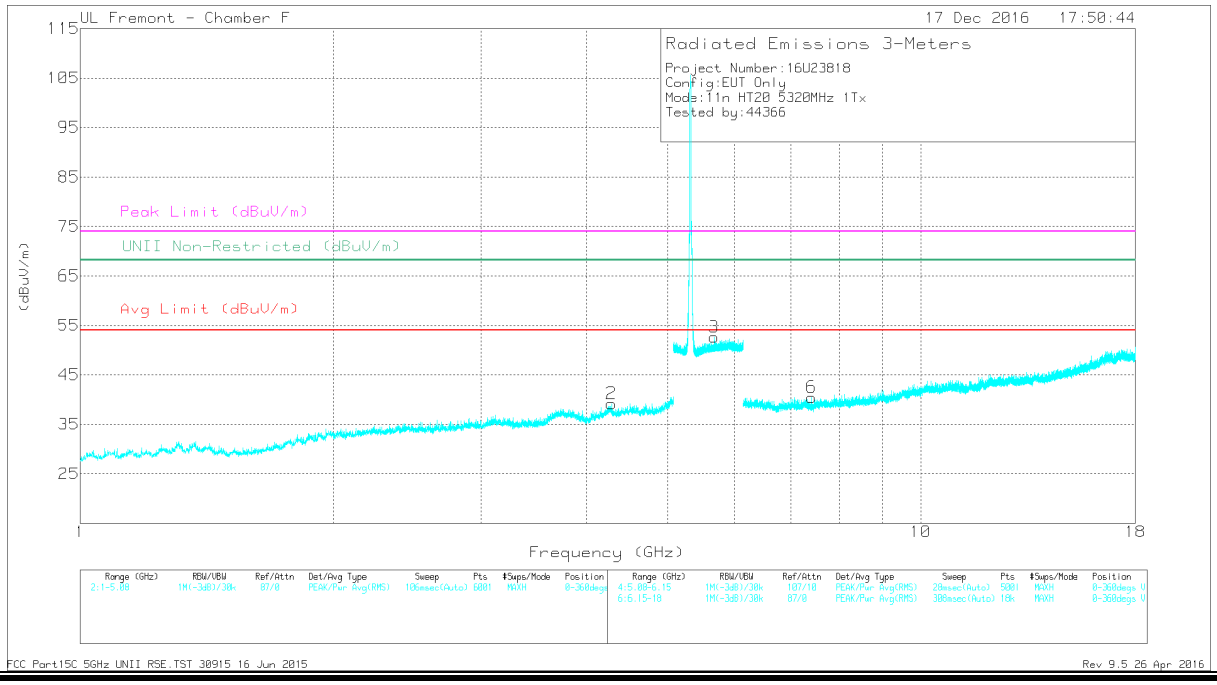

This report shall not be reproduced except in full, without the written approval of UL Verification Services Inc.

Marker	Frequency (GHz)	Meter Reading (dBuV)	Det	AF T344 (dB/m)	Amp/Cbl/Fltr/Pad (dB)	Corrected Reading (dBuV/m)	Avg Limit (dBuV/m)	Margin (dB)	Peak Limit (dBuV/m)	PK Margin (dB)	UNII Non-Restricted (dBuV/m)	PK Margin (dB)	Azimuth (Degs)	Height (cm)	Polarity
1	1.928	40.64	PK-U	31.1	-31.3	40.44	-	-	-	-	68.2	-27.76	215	357	H
2	* 4.285	37.37	PK-U	33.7	-27	44.07	-	-	74	-29.93	-	-	182	285	V
	* 4.283	26.88	ADR	33.7	-27	33.58	54	-20.42	-	-	-	-	182	285	V
3	5.677	41.02	PK-U	34.8	-18.2	57.62	-	-	-	-	68.2	-10.58	0	285	V
4	* 7.695	36.58	PK-U	35.7	-25.7	46.58	-	-	74	-27.42	-	-	85	157	H
	* 7.693	25.78	ADR	35.7	-25.7	35.78	54	-18.22	-	-	-	-	85	157	H
5	* 12.136	34.08	PK-U	38.9	-22.5	50.48	-	-	74	-23.52	-	-	232	107	H
	* 12.138	23.63	ADR	38.9	-22.5	40.03	54	-13.97	-	-	-	-	232	107	H
6	* 7.417	36.45	PK-U	35.6	-26.2	45.85	-	-	74	-28.15	-	-	251	234	V
	* 7.416	25.83	ADR	35.6	-26.2	35.23	54	-18.77	-	-	-	-	251	234	V

* - indicates frequency in CFR47 Pt 15 / IC RSS-Restricted Band
PK-U - U-NII: Maximum Peak
ADR - U-NII AD primary method, RMS average

UL VERIFICATION SERVICES INC. FORM NO: CCSUP4701J
47173 BENICIA STREET, FREMONT, CA 94538, USA TEL: (510) 771-1000 FAX: (510) 661-0888
This report shall not be reproduced except in full, without the written approval of UL Verification Services Inc.

9.2.11. 11n HT20 ANTENNA B SISO MODE IN THE 5.3GHz BAND

AUTHORIZED BANDEDGE (HIGH CHANNEL)

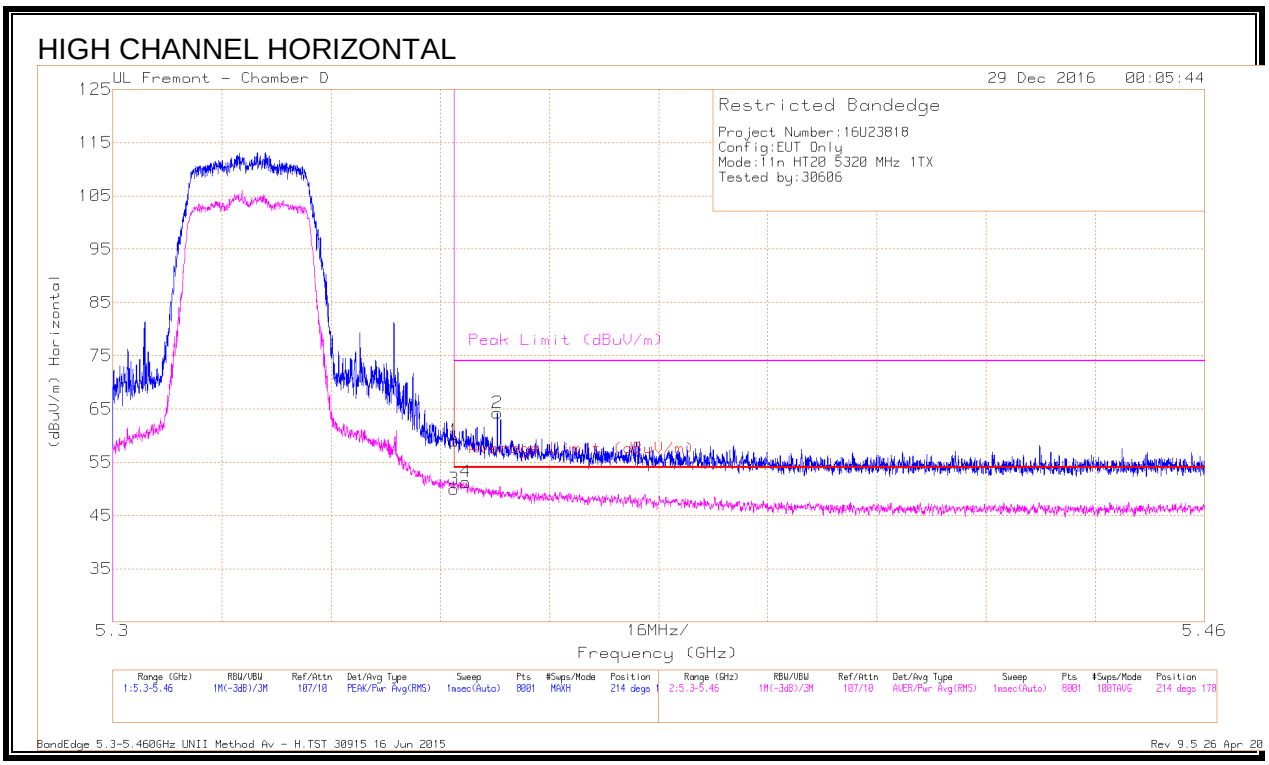

Marker	Frequency (GHz)	Meter Reading (dBuV)	Det	AF T712 (dB/m)	Amp/Cbl/Fltr/Pad (dB)	Corrected Reading (dBuV/m)	Average Limit (dBuV/m)	Margin (dB)	Peak Limit (dBuV/m)	PK Margin (dB)	Azimuth (Degs)	Height (cm)	Polarity
1	* 5.35	43.12	Pk	34.3	-18.4	59.02	-	-	74	-14.98	214	178	H
3	* 5.35	34.04	RMS	34.3	-18.4	49.94	54	-4.06	-	-	214	178	H
4	* 5.352	35.35	RMS	34.3	-18.4	51.25	54	-2.75	-	-	214	178	H
2	* 5.356	48.26	Pk	34.4	-18.4	64.26	-	-	74	-9.74	214	178	H

* - indicates frequency in CFR47 Pt 15 / IC RSS-Restricted Band
Pk - Peak detector
RMS - RMS detection

This report shall not be reproduced except in full, without the written approval of UL Verification Services Inc.

HIGH CHANNEL VERTICAL

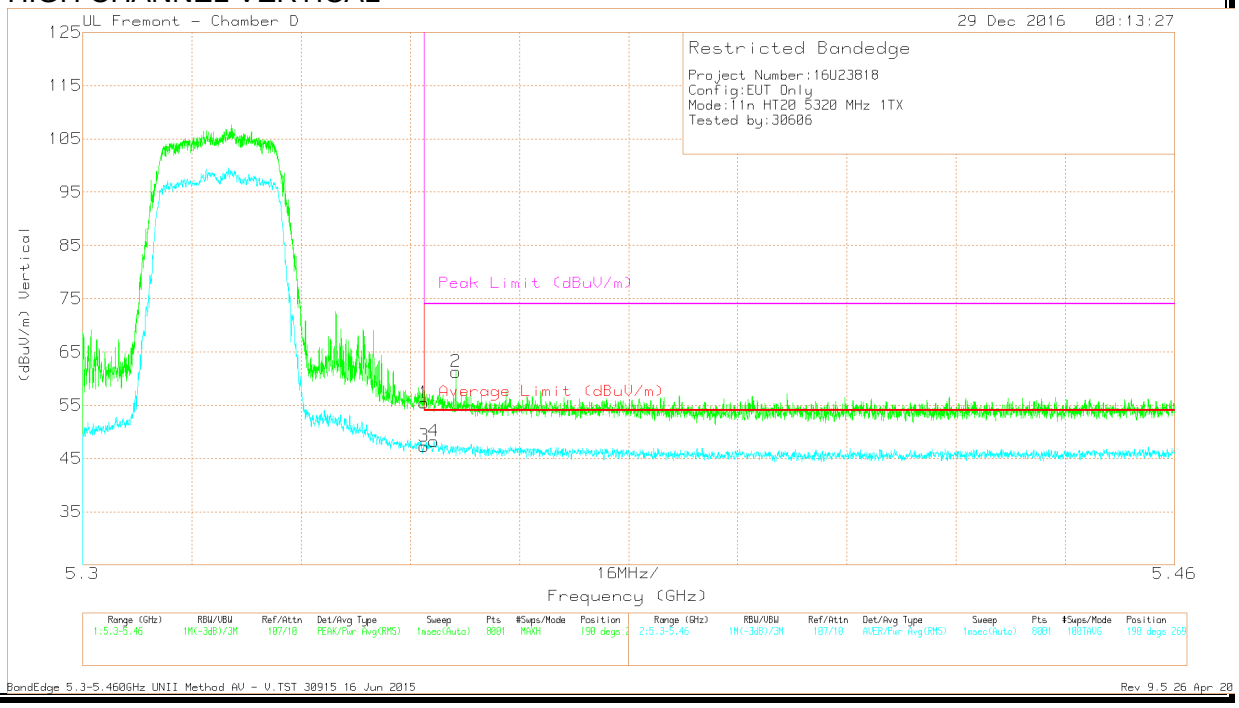

Marker	Frequency (GHz)	Meter Reading (dBuV)	Det	AF T712 (dB/m)	Amp/Cbl/F ltr/Pad (dB)	Corrected Reading (dBuV/m)	Average Limit (dBuV/m)	Margin (dB)	Peak Limit (dBuV/m)	PK Margin (dB)	Azimuth (Degs)	Height (cm)	Polarity
1	* 5.35	39.55	Pk	34.3	-18.4	55.45	-	-	74	-18.55	190	269	V
3	* 5.35	31.42	RMS	34.3	-18.4	47.32	54	-6.68	-	-	190	269	V
4	* 5.352	32.34	RMS	34.3	-18.4	48.24	54	-5.76	-	-	190	269	V
2	* 5.355	45.38	Pk	34.3	-18.4	61.28	-	-	74	-12.72	190	269	V

* - indicates frequency in CFR47 Pt 15 / IC RSS-Restricted Band
Pk - Peak detector
RMS - RMS detection

This report shall not be reproduced except in full, without the written approval of UL Verification Services Inc.

HARMONICS AND SPURIOUS EMISSIONS

LOW CHANNEL HORIZONTAL

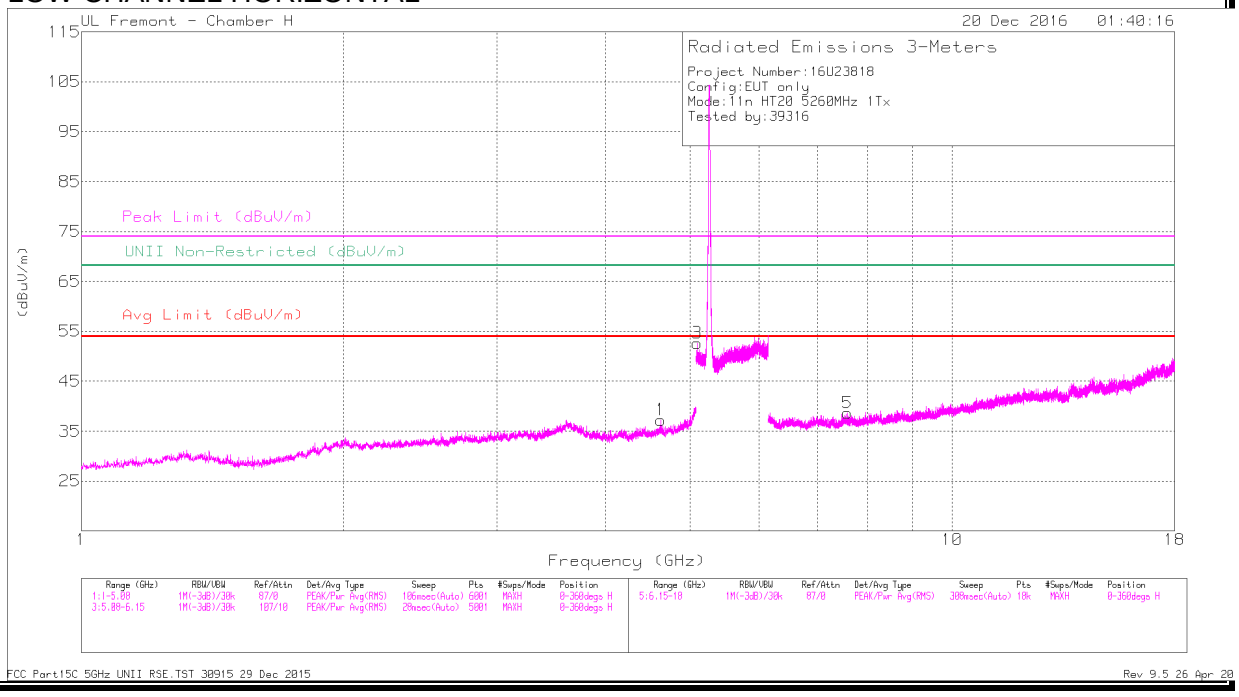

LOW CHANNEL VERTICAL

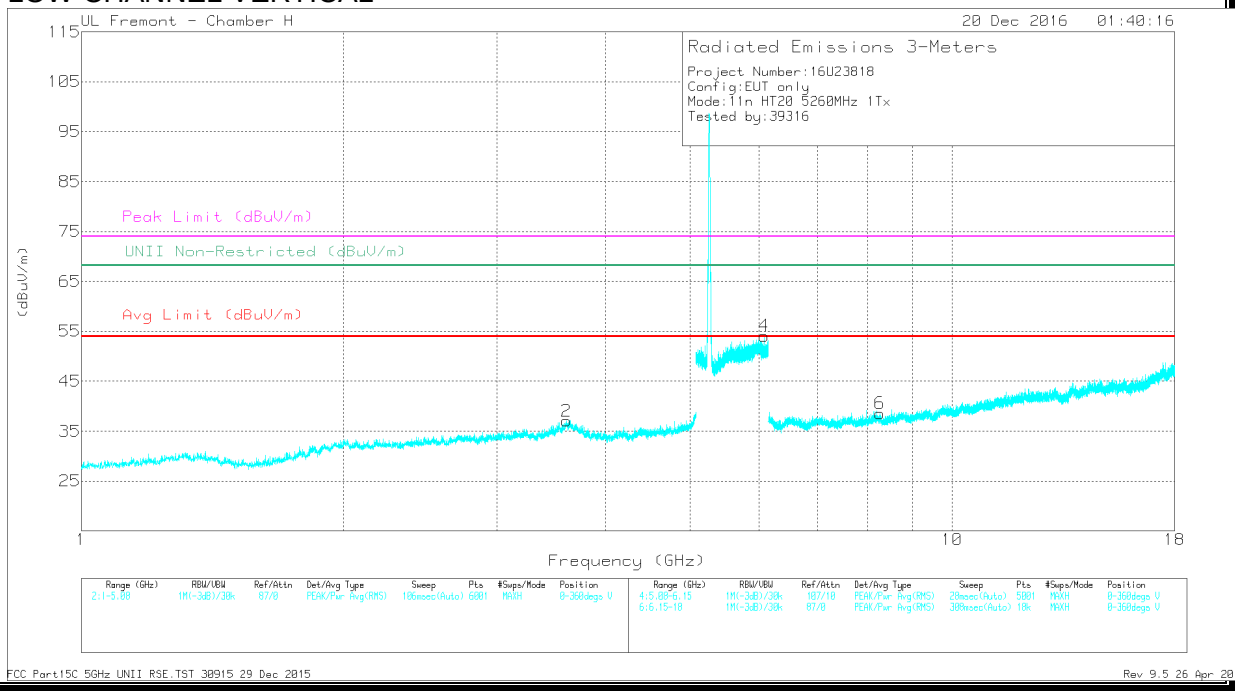

This report shall not be reproduced except in full, without the written approval of UL Verification Services Inc.

Marker	Frequency (GHz)	Meter Reading (dBuV)	Det	AF T120 (dB/m)	Amp/Cbl/Fltr/Pad (dB)	Corrected Reading (dBuV/m)	Avg Limit (dBuV/m)	Margin (dB)	Peak Limit (dBuV/m)	PK Margin (dB)	UNII Non-Restricted (dBuV/m)	PK Margin (dB)	Azimuth (Degs)	Height (cm)	Polarity
1	* 4.634	43.36	PK-U	34	-34.4	42.96	-	-	74	-31.04	-	-	91	361	H
	* 4.631	32.37	ADR	34	-34.4	31.97	54	-22.03	-	-	-	-	91	361	H
2	* 3.603	43.74	PK-U	34.9	-35.7	42.94	-	-	74	-31.06	-	-	10	195	V
	* 3.605	32.32	ADR	34.9	-35.7	31.52	54	-22.48	-	-	-	-	10	195	V
3	* 5.101	41.56	PK-U	34.1	-16.4	59.26	-	-	74	-14.74	-	-	176	132	H
	* 5.1	24.68	ADR	34.1	-16.4	42.38	54	-11.62	-	-	-	-	176	132	H
4	6.087	40.57	PK-U	35.4	-14.1	61.87	-	-	-	-	68.2	-6.33	39	175	V
5	* 7.578	40.17	PK-U	35.7	-31	44.87	-	-	74	-29.13	-	-	50	212	H
	* 7.577	29.6	ADR	35.7	-31	34.3	54	-19.7	-	-	-	-	50	212	H
6	* 8.254	39.38	PK-U	35.8	-29.6	45.58	-	-	74	-28.42	-	-	114	242	V
	* 8.255	28.66	ADR	35.8	-29.6	34.86	54	-19.14	-	-	-	-	114	242	V

* - indicates frequency in CFR47 Pt 15 / IC RSS-Restricted Band
PK-U - U-NII: Maximum Peak
ADR - U-NII AD primary method, RMS average

UL VERIFICATION SERVICES INC. FORM NO: CCSUP4701J
47173 BENICIA STREET, FREMONT, CA 94538, USA TEL: (510) 771-1000 FAX: (510) 661-0888
This report shall not be reproduced except in full, without the written approval of UL Verification Services Inc.

MID CHANNEL HORIZONTAL

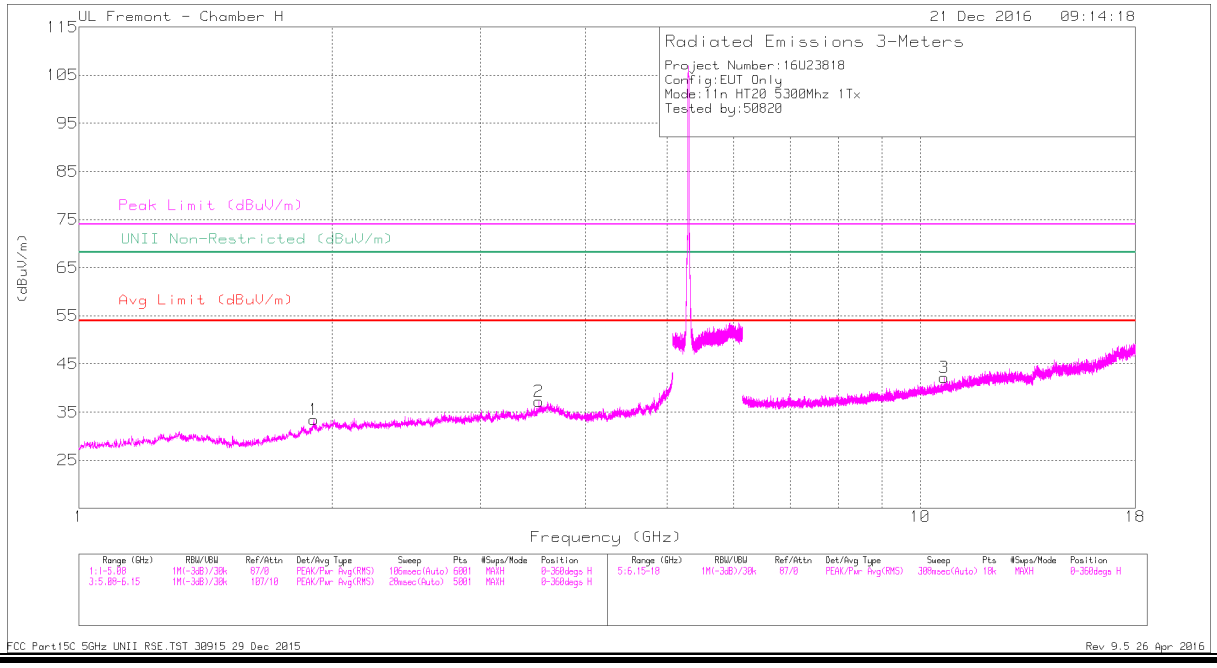

MID CHANNEL VERTICAL

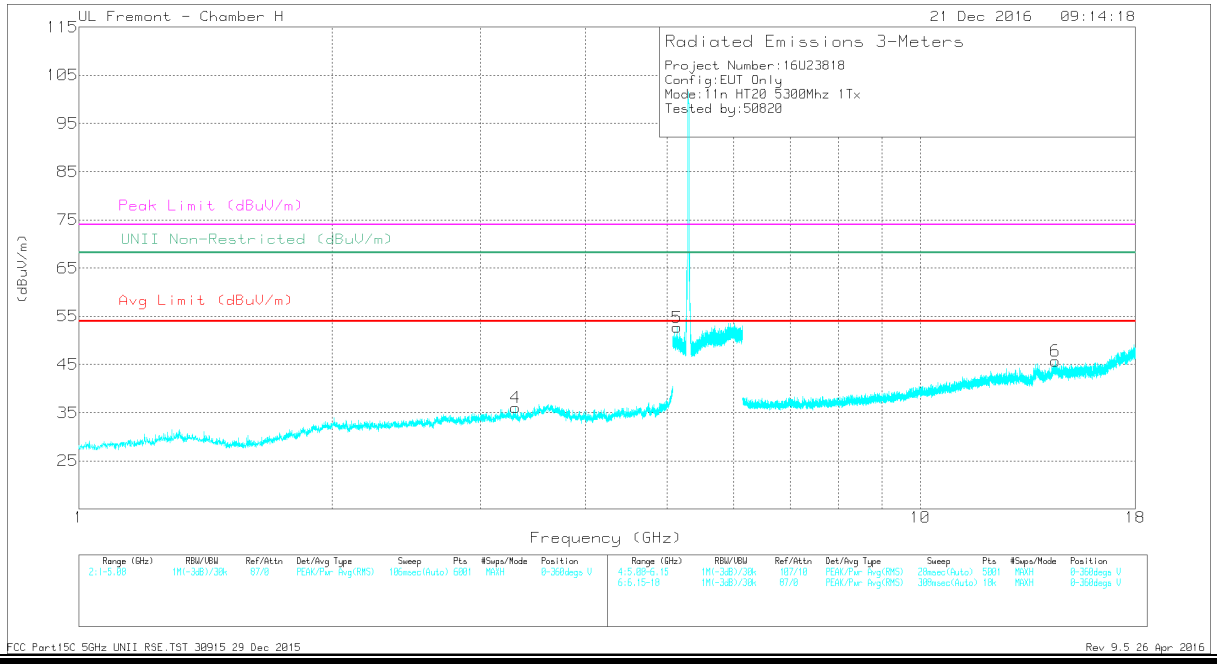

This report shall not be reproduced except in full, without the written approval of UL Verification Services Inc.

Marker	Frequency (GHz)	Meter Reading (dBuV)	Det	AF T120 (dB/m)	Amp/Cbl/Fltr/Pad (dB)	DC Corr (dB)	Corrected Reading (dBuV/m)	Avg Limit (dBuV/m)	Margin (dB)	Peak Limit (dBuV/m)	PK Margin (dB)	UNII Non-Restricted (dBuV/m)	PK Margin (dB)	Azimuth (Degs)	Height (cm)	Polarity
1	1.903	46.78	PK-U	31.1	-37.9	0	39.98	-	-	-	-	68.2	-28.22	155	168	H
	1.903	35.08	ADR	31.1	-37.9	0	28.28	-	-	-	-	-	-	155	168	H
2	* 3.519	45.43	PK-U	34.3	-36.3	0	43.43	-	-	74	-30.57	-	-	192	355	H
	* 3.522	34	ADR	34.3	-36.3	0	32	54	-22	-	-	-	-	192	355	H
3	* 10.672	38.14	PK-U	38	-28.4	0	47.74	-	-	74	-26.26	-	-	229	307	H
	* 10.674	26.74	ADR	38	-28.4	0	36.34	54	-17.66	-	-	-	-	229	307	H
4	3.302	34.03	ADR	33.2	-36.4	0	30.83	-	-	-	-	-	-	181	116	V
	3.304	45.1	PK-U	33.2	-36.3	0	42	-	-	-	-	68.2	-26.2	181	116	V
5	* 5.14	41.3	PK-U	34.3	-16.2	0	59.4	-	-	74	-14.6	-	-	297	221	V
	* 5.143	24.07	ADR	34.3	-16.3	0	42.07	54	-11.93	-	-	-	-	297	221	V
6	14.468	24.29	ADR	39.9	-23.7	0	40.49	-	-	-	-	-	-	255	288	V
	14.469	37.77	PK-U	39.9	-23.8	0	53.87	-	-	-	-	68.2	-14.33	255	288	V

* - indicates frequency in CFR47 Pt 15 / IC RSS-Restricted Band
PK-U - U-NII: Maximum Peak
ADR - U-NII AD primary method, RMS average

UL VERIFICATION SERVICES INC. FORM NO: CCSUP4701J
47173 BENICIA STREET, FREMONT, CA 94538, USA TEL: (510) 771-1000 FAX: (510) 661-0888
This report shall not be reproduced except in full, without the written approval of UL Verification Services Inc.

HIGH CHANNEL HORIZONTAL

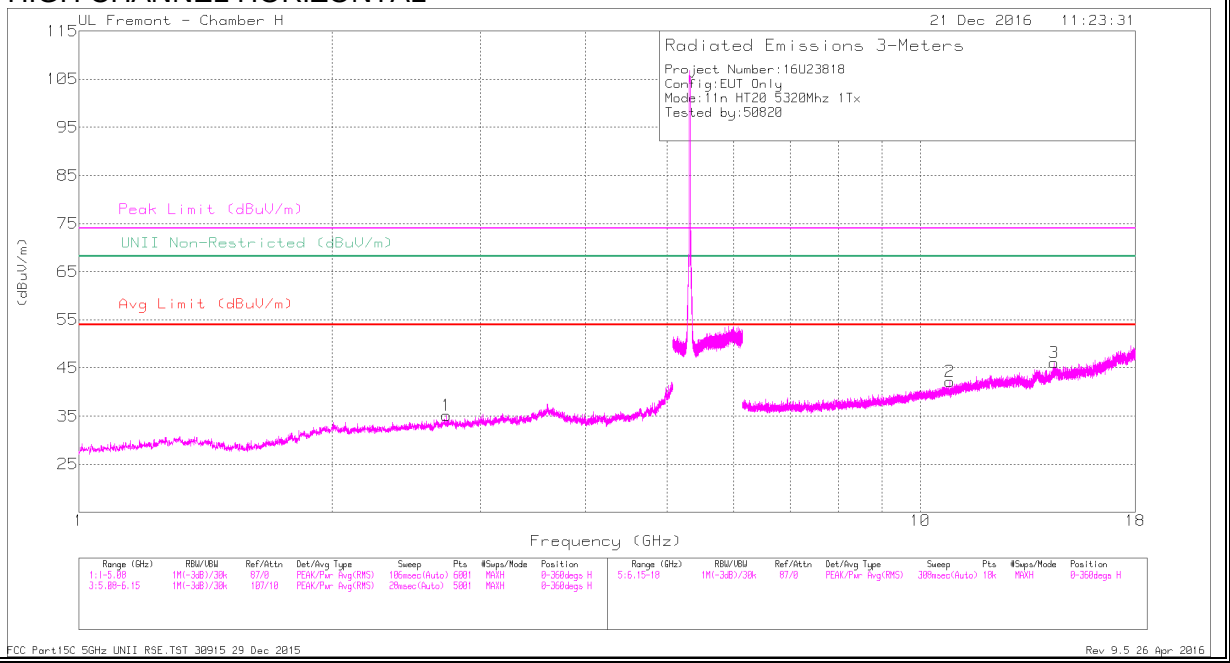

HIGH CHANNEL VERTICAL

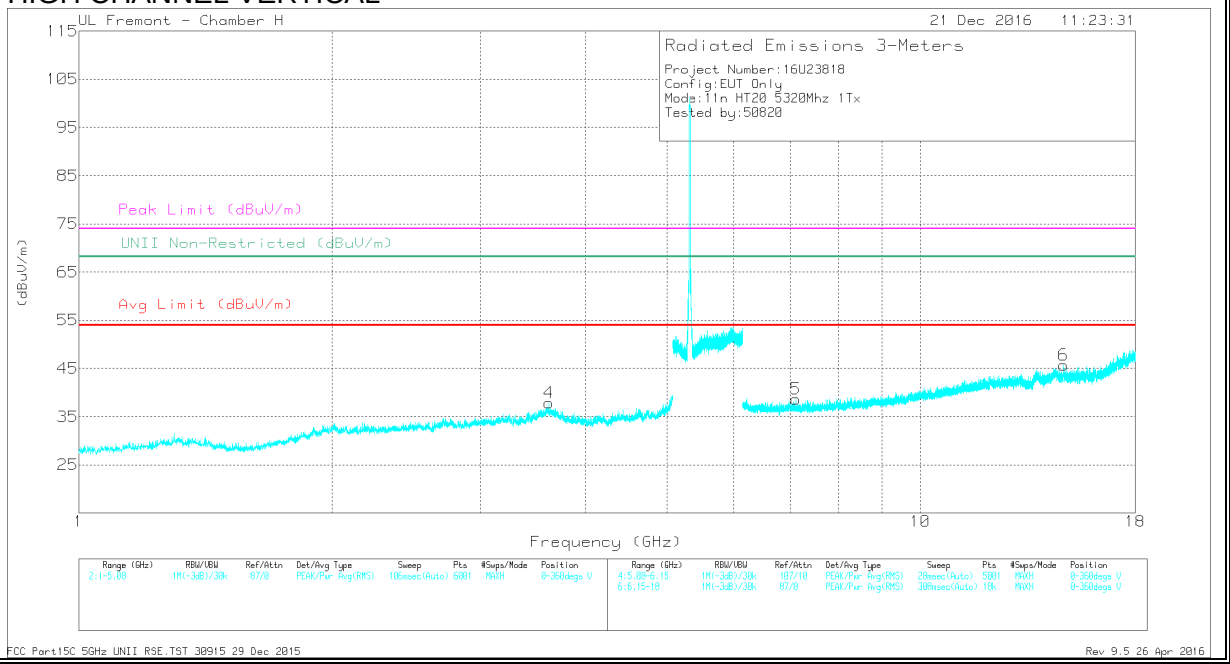

This report shall not be reproduced except in full, without the written approval of UL Verification Services Inc.

Marker	Frequency (GHz)	Meter Reading (dBuV)	Det	AF T120 (dB/m)	Amp/Cbl/Fltr/Pad (dB)	Corrected Reading (dBuV/m)	Avg Limit (dBuV/m)	Margin (dB)	Peak Limit (dBuV/m)	PK Margin (dB)	UNII Non-Restricted (dBuV/m)	PK Margin (dB)	Azimuth (Degs)	Height (cm)	Polarity
1	* 2.735	46.68	PK-U	32.6	-37.8	41.48	-	-	74	-32.52	-	-	139	294	H
	* 2.737	35.12	ADR	32.6	-37.8	29.92	54	-24.08	-	-	-	-	139	294	H
2	* 10.836	37.29	PK-U	38.2	-27.7	47.79	-	-	74	-26.21	-	-	98	111	H
	* 10.836	25.93	ADR	38.2	-27.7	36.43	54	-17.57	-	-	-	-	98	111	H
3	14.414	36.72	PK-U	39.8	-24.2	52.32	-	-	-	-	68.2	-15.88	193	302	H
	14.415	24.25	ADR	39.8	-24.3	39.75	-	-	-	-	-	-	193	302	H
4	* 3.618	43.6	PK-U	34.9	-35.8	42.7	-	-	74	-31.3	-	-	194	163	V
	* 3.622	32.14	ADR	34.9	-35.9	31.14	54	-22.86	-	-	-	-	194	163	V
5	7.117	40.47	PK-U	35.7	-31.8	44.37	-	-	-	-	68.2	-23.83	45	389	V
	7.118	29.43	ADR	35.7	-31.8	33.33	-	-	-	-	-	-	45	389	V
6	14.789	24.55	ADR	40	-24.2	40.35	-	-	-	-	-	-	4	372	V
	14.793	37.1	PK-U	40	-24.2	52.9	-	-	-	-	68.2	-15.3	4	372	V

* - indicates frequency in CFR47 Pt 15 / IC RSS-Restricted Band
PK-U - U-NII: Maximum Peak
ADR - U-NII AD primary method, RMS average

UL VERIFICATION SERVICES INC. FORM NO: CCSUP4701J
47173 BENICIA STREET, FREMONT, CA 94538, USA TEL: (510) 771-1000 FAX: (510) 661-0888
This report shall not be reproduced except in full, without the written approval of UL Verification Services Inc.

9.2.12. 11n HT20 2TX CDD MIMO MODE IN THE 5.3GHz BAND

AUTHORIZED BANDEDGE (HIGH CHANNEL)

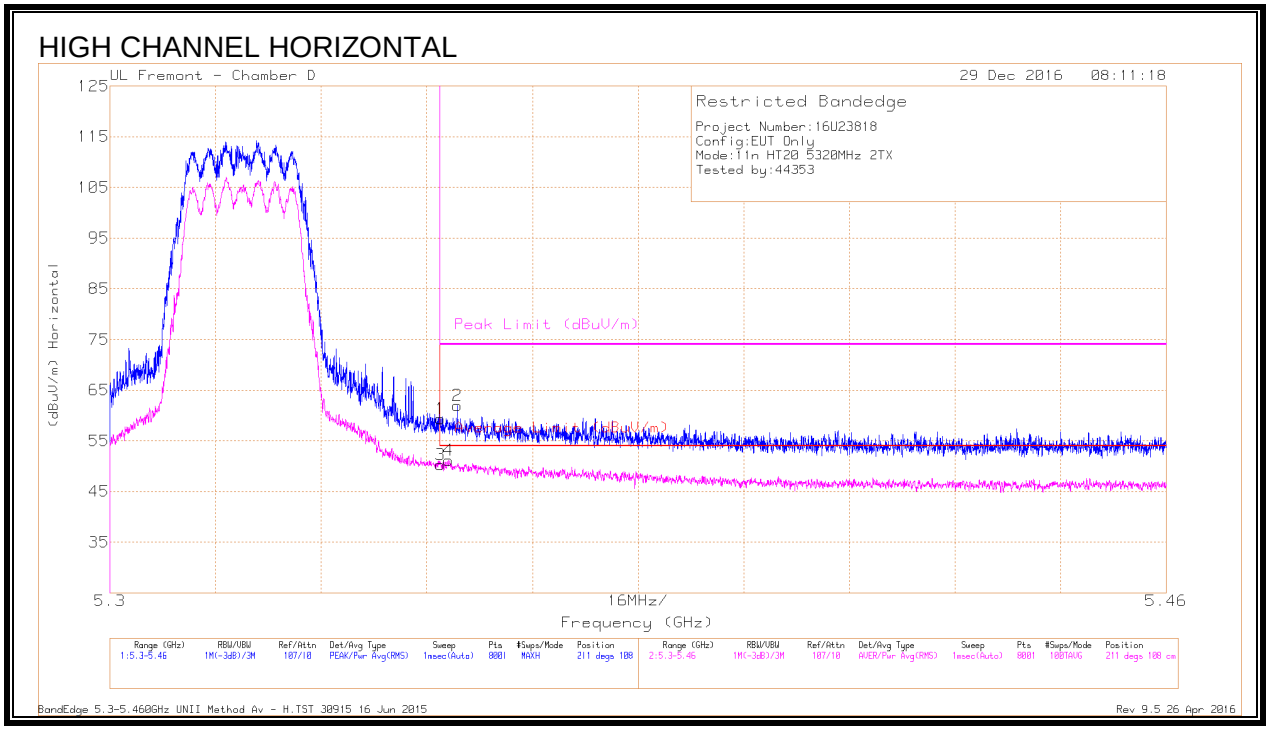

Marker	Frequency (GHz)	Meter Reading (dBuV)	Det	AF T712 (dB/m)	Amp/Cbl/ Fltr/Pad (dB)	Corrected Reading (dBuV/m)	Average Limit (dBuV/m)	Margin (dB)	Peak Limit (dBuV/m)	PK Margin (dB)	Azimuth (Degs)	Height (cm)	Polarity
1	* 5.35	43.49	Pk	34.3	-18.4	59.39	-	-	74	-14.61	211	108	H
2	* 5.353	46.06	Pk	34.3	-18.4	61.96	-	-	74	-12.04	211	108	H
3	* 5.35	34.43	RMS	34.3	-18.4	50.33	54	-3.67	-	-	211	108	H
4	* 5.351	35.31	RMS	34.3	-18.4	51.21	54	-2.79	-	-	211	108	H

* - indicates frequency in CFR47 Pt 15 / IC RSS-Restricted Band
Pk - Peak detector
RMS - RMS detection

This report shall not be reproduced except in full, without the written approval of UL Verification Services Inc.

HIGH CHANNEL VERTICAL

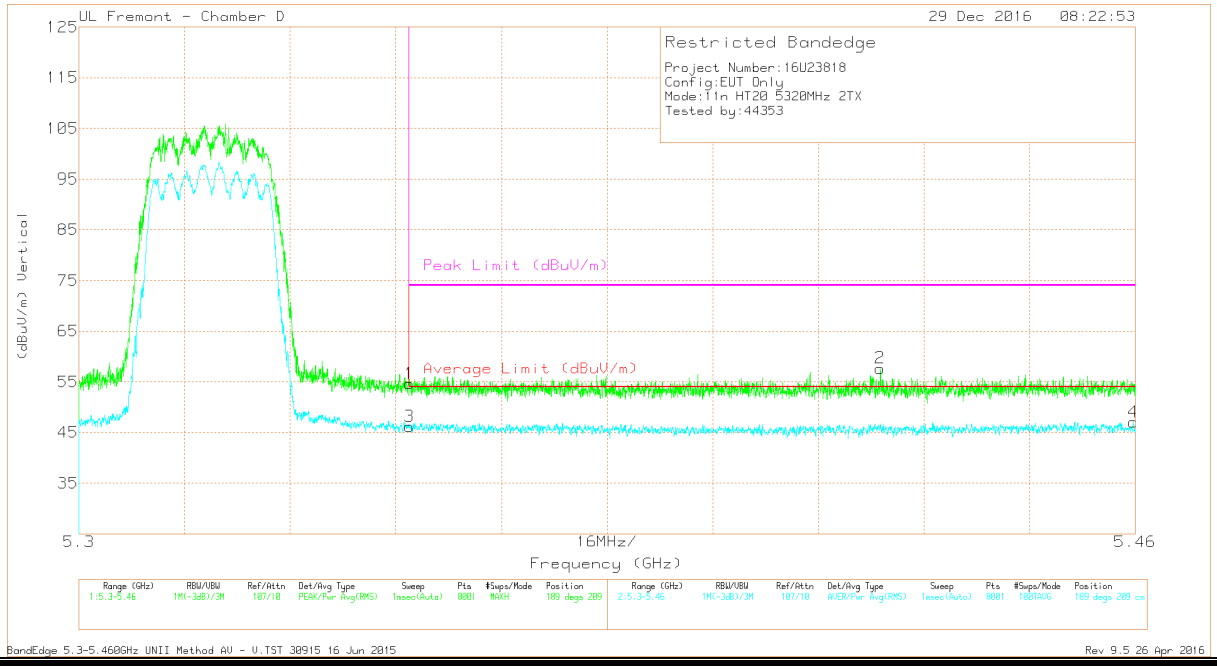

Marker	Frequency (GHz)	Meter Reading (dBuV)	Det	AF T712 (dB/m)	Amp/Cbl/ Fltr/Pad (dB)	Corrected Reading (dBuV/m)	Average Limit (dBuV/m)	Margin (dB)	Peak Limit (dBuV/m)	PK Margin (dB)	Azimuth (Degs)	Height (cm)	Polarity
1	* 5.35	38.78	Pk	34.3	-18.4	54.68	-	-	74	-19.32	189	209	V
2	* 5.421	41.48	Pk	34.4	-18.2	57.68	-	-	74	-16.32	189	209	V
3	* 5.35	30.35	RMS	34.3	-18.4	46.25	54	-7.75	-	-	189	209	V
4	* 5.46	30.56	RMS	34.4	-17.9	47.06	54	-6.94	-	-	189	209	V

* - indicates frequency in CFR47 Pt 15 / IC RSS-Restricted Band
Pk - Peak detector
RMS - RMS detection

This report shall not be reproduced except in full, without the written approval of UL Verification Services Inc.

HARMONICS AND SPURIOUS EMISSIONS

LOW CHANNEL HORIZONTAL

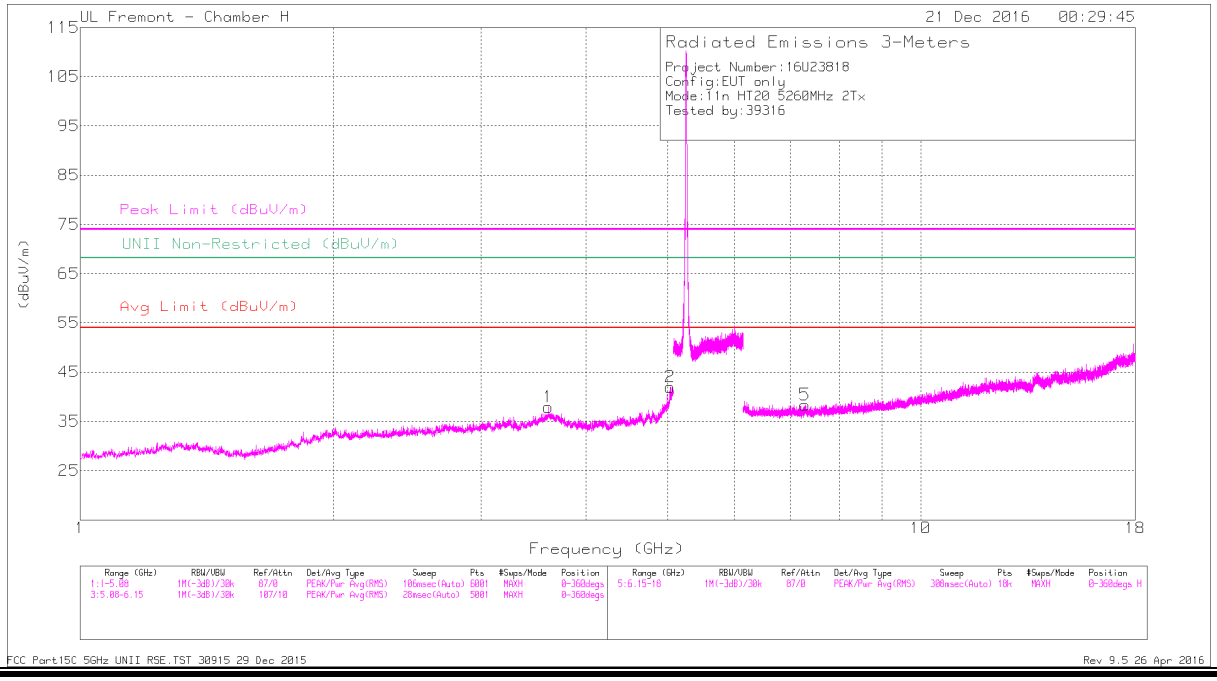

LOW CHANNEL VERTICAL

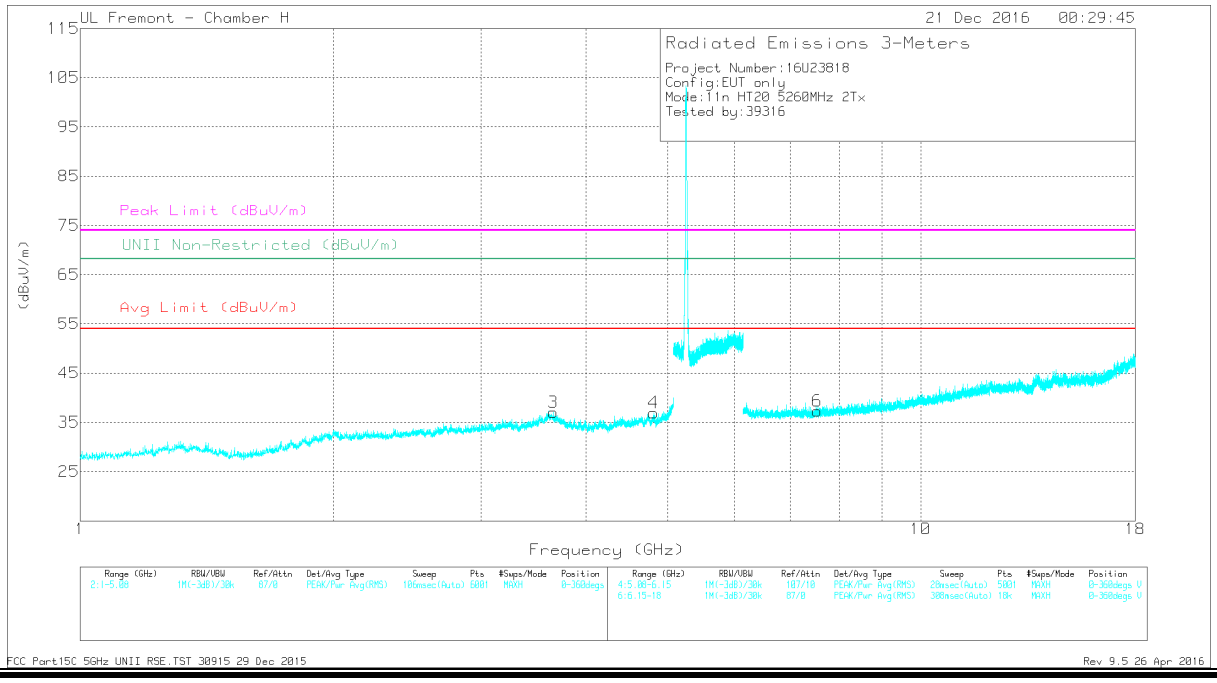

This report shall not be reproduced except in full, without the written approval of UL Verification Services Inc.

Marker	Frequency (GHz)	Meter Reading (dBuV)	Det	AF T120 (dB/m)	Amp/Cbl/Fltr/Pad (dB)	Corrected Reading (dBuV/m)	Avg Limit (dBuV/m)	Margin (dB)	Peak Limit (dBuV/m)	PK Margin (dB)	UNII Non-Restricted (dBuV/m)	PK Margin (dB)	Azimuth (Degs)	Height (cm)	Polarity
1	* 3.607	44.41	PK-U	34.9	-35.7	43.61	-	-	74	-30.39	-	-	234	190	H
	* 3.607	33.17	ADR	34.9	-35.7	32.37	54	-21.63	-	-	-	-	234	190	H
2	* 5.037	48.9	PK-U	34.1	-33.2	49.8	-	-	74	-24.2	-	-	187	146	H
	* 5.037	37.73	ADR	34.1	-33.2	38.63	54	-15.37	-	-	-	-	187	146	H
3	* 3.657	44.32	PK-U	34.9	-35.9	43.32	-	-	74	-30.68	-	-	102	364	V
	* 3.658	32.7	ADR	34.9	-35.9	31.7	54	-22.3	-	-	-	-	102	364	V
4	* 4.812	43.84	PK-U	34	-34.4	43.44	-	-	74	-30.56	-	-	147	321	V
	* 4.811	33.2	ADR	34	-34.4	32.8	54	-21.2	-	-	-	-	147	321	V
5	* 7.284	40.82	PK-U	35.7	-30.9	45.62	-	-	74	-28.38	-	-	173	278	H
	* 7.284	29.6	ADR	35.7	-30.9	34.4	54	-19.6	-	-	-	-	173	278	H
6	* 7.531	40.07	PK-U	35.8	-31	44.87	-	-	74	-29.13	-	-	312	236	V
	* 7.531	29.33	ADR	35.8	-31	34.13	54	-19.87	-	-	-	-	312	236	V

* - indicates frequency in CFR47 Pt 15 / IC RSS-Restricted Band
PK-U - U-NII: Maximum Peak
ADR - U-NII AD primary method, RMS average

UL VERIFICATION SERVICES INC. FORM NO: CCSUP4701J
47173 BENICIA STREET, FREMONT, CA 94538, USA TEL: (510) 771-1000 FAX: (510) 661-0888
This report shall not be reproduced except in full, without the written approval of UL Verification Services Inc.

MID CHANNEL HORIZONTAL

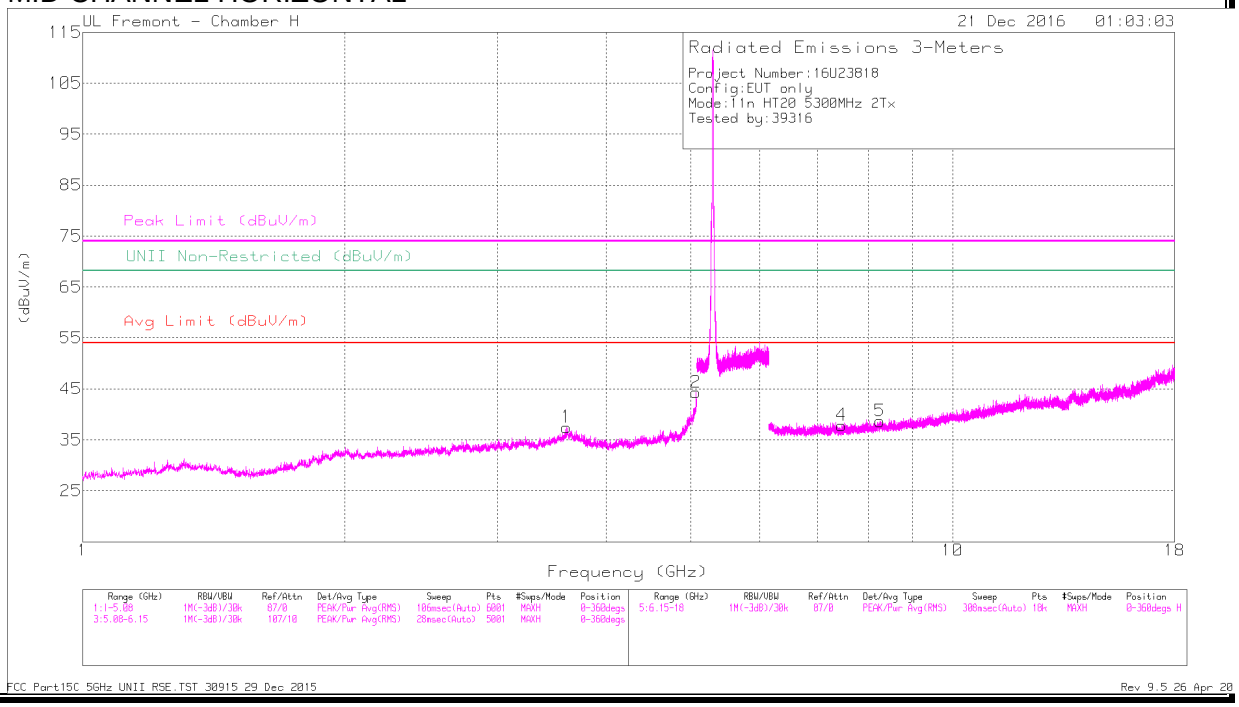

MID CHANNEL VERTICAL

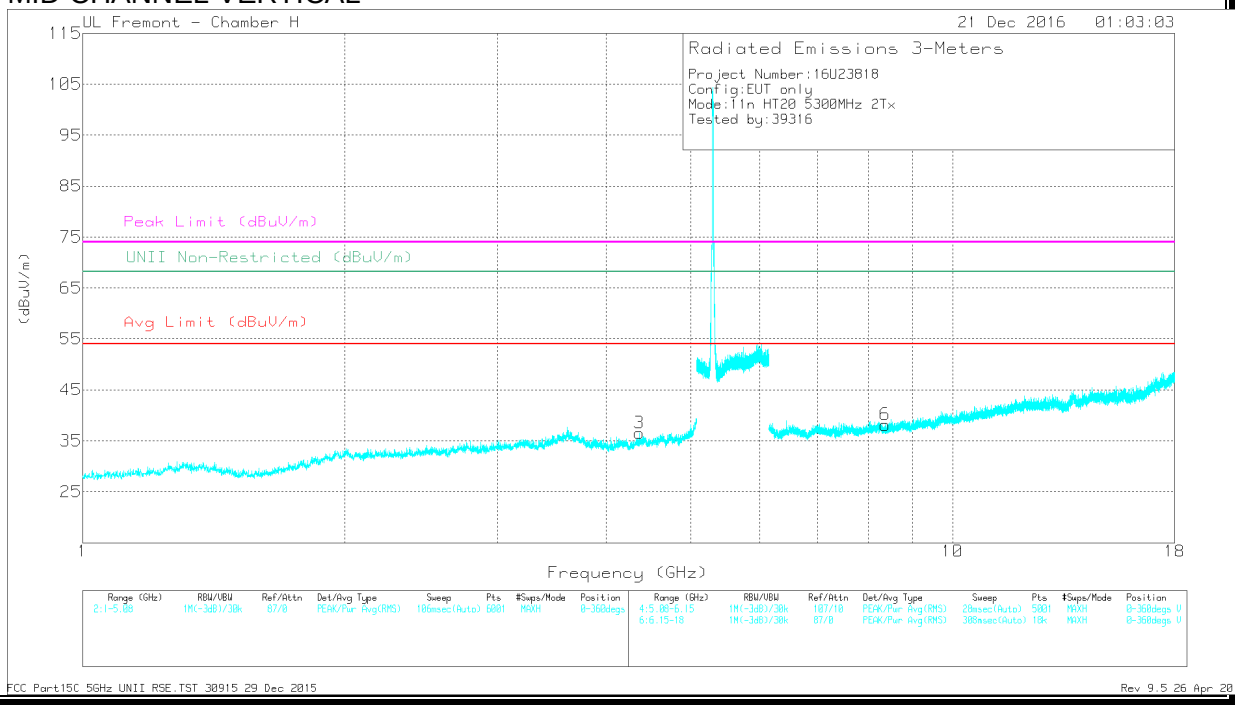

UL VERIFICATION SERVICES INC. FORM NO: CCSUP4701J
47173 BENICIA STREET, FREMONT, CA 94538, USA TEL: (510) 771-1000 FAX: (510) 661-0888
This report shall not be reproduced except in full, without the written approval of UL Verification Services Inc.

Marker	Frequency (GHz)	Meter Reading (dBuV)	Det	AF T120 (dB/m)	Amp/Cbl/Fltr/Pad (dB)	Corrected Reading (dBuV/m)	Avg Limit (dBuV/m)	Margin (dB)	Peak Limit (dBuV/m)	PK Margin (dB)	UNII Non-Restricted (dBuV/m)	PK Margin (dB)	Azimuth (Degs)	Height (cm)	Polarity
1	* 3.602	44.08	PK-U	34.9	-35.6	43.38	-	-	74	-30.62	-	-	314	265	H
	* 3.602	33.03	ADR	34.9	-35.6	32.33	54	-21.67	-	-	-	-	314	265	H
2	* 5.073	48.99	PK-U	34.1	-31.3	51.79	-	-	74	-22.21	-	-	194	133	H
	* 5.074	38.64	ADR	34.1	-31.3	41.44	54	-12.56	-	-	-	-	194	133	H
3	* 4.367	44.58	PK-U	33.6	-35	43.18	-	-	74	-30.82	-	-	236	166	V
	* 4.367	33.76	ADR	33.6	-34.9	32.46	54	-21.54	-	-	-	-	236	166	V
4	* 7.452	40.61	PK-U	35.7	-31.5	44.81	-	-	74	-29.19	-	-	285	178	H
	* 7.451	29.66	ADR	35.7	-31.5	33.86	54	-20.14	-	-	-	-	285	178	H
5	* 8.25	39.9	PK-U	35.8	-29.7	46	-	-	74	-28	-	-	193	204	H
	* 8.25	28.75	ADR	35.8	-29.7	34.85	54	-19.15	-	-	-	-	193	204	H
6	* 8.368	39.61	PK-U	35.8	-30.5	44.91	-	-	74	-29.09	-	-	136	215	V
	* 8.368	29.01	ADR	35.8	-30.5	34.31	54	-19.69	-	-	-	-	136	215	V

* - indicates frequency in CFR47 Pt 15 / IC RSS-Restricted Band
PK-U - U-NII: Maximum Peak
ADR - U-NII AD primary method, RMS average

UL VERIFICATION SERVICES INC. FORM NO: CCSUP4701J
47173 BENICIA STREET, FREMONT, CA 94538, USA TEL: (510) 771-1000 FAX: (510) 661-0888
This report shall not be reproduced except in full, without the written approval of UL Verification Services Inc.

HIGH CHANNEL HORIZONTAL

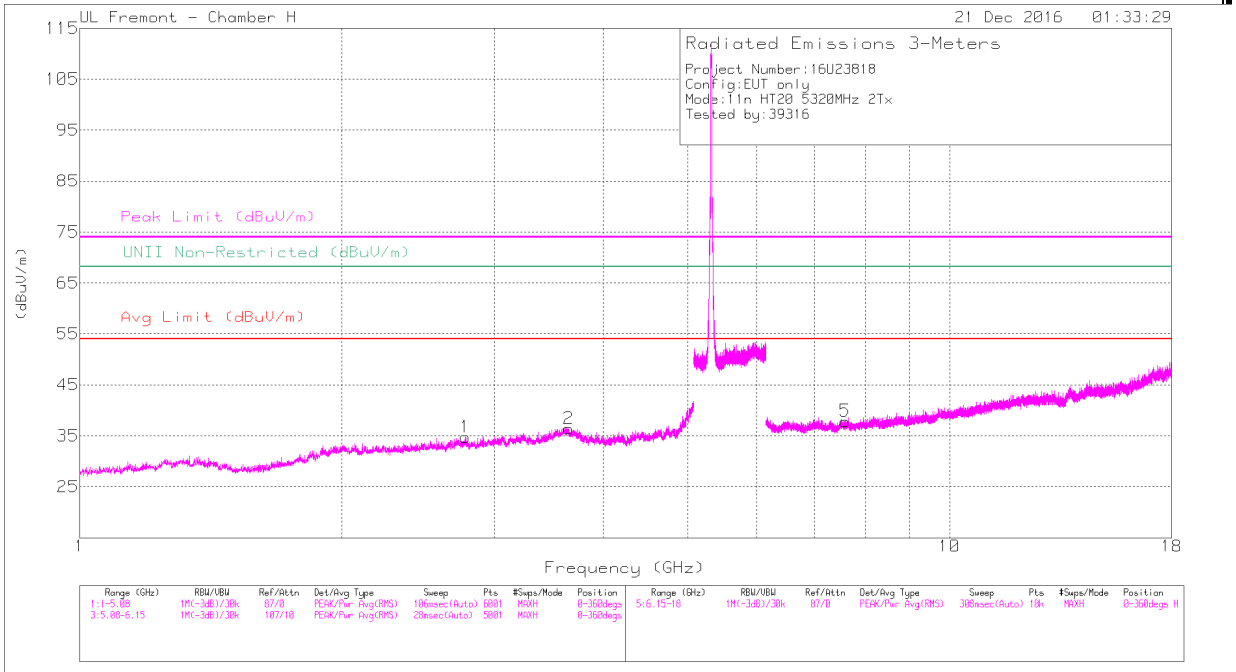

HIGH CHANNEL VERTICAL

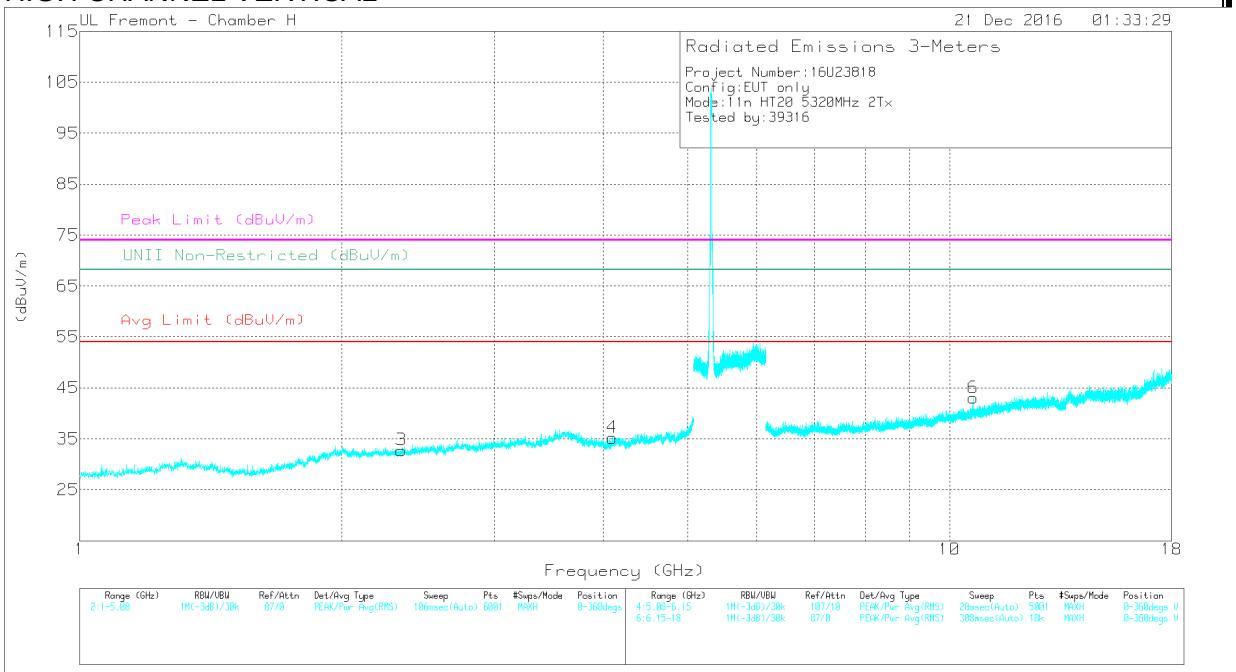

UL VERIFICATION SERVICES INC. FORM NO: CCSUP4701J
47173 BENICIA STREET, FREMONT, CA 94538, USA TEL: (510) 771-1000 FAX: (510) 661-0888
This report shall not be reproduced except in full, without the written approval of UL Verification Services Inc.

Marker	Frequency (GHz)	Meter Reading (dBuV)	Det	AF T120 (dB/m)	Amp/Cbl/Fltr/Pad (dB)	Corrected Reading (dBuV/m)	Avg Limit (dBuV/m)	Margin (dB)	Peak Limit (dBuV/m)	PK Margin (dB)	UNII Non-Restricted (dBuV/m)	PK Margin (dB)	Azimuth (Degs)	Height (cm)	Polarity
1	* 2.776	46.38	PK-U	32.6	-37.8	41.18	-	-	74	-32.82	-	-	241	169	H
	* 2.777	36	ADR	32.6	-37.8	30.8	54	-23.2	-	-	-	-	241	169	H
2	* 3.653	44.11	PK-U	34.9	-35.8	43.21	-	-	74	-30.79	-	-	314	194	H
	* 3.653	33.43	ADR	34.9	-35.8	32.53	54	-21.47	-	-	-	-	314	194	H
3	* 2.344	46.73	PK-U	31.7	-38.1	40.33	-	-	74	-33.67	-	-	347	227	V
	* 2.343	35.99	ADR	31.7	-38.1	29.59	54	-24.41	-	-	-	-	347	227	V
4	* 4.097	43.64	PK-U	33.5	-35.3	41.84	-	-	74	-32.16	-	-	287	153	V
	* 4.097	33.06	ADR	33.5	-35.3	31.26	54	-22.74	-	-	-	-	287	153	V
5	* 7.586	40.69	PK-U	35.7	-31.1	45.29	-	-	74	-28.71	-	-	187	177	H
	* 7.587	29.29	ADR	35.7	-31.1	33.89	54	-20.11	-	-	-	-	187	177	H
6	* 10.645	42.21	PK-U	38	-28.1	52.11	-	-	74	-21.89	-	-	246	107	V
	* 10.643	29.65	ADR	38	-28.1	39.55	54	-14.45	-	-	-	-	246	107	V

* - indicates frequency in CFR47 Pt 15 / IC RSS-Restricted Band
PK-U - U-NII: Maximum Peak
ADR - U-NII AD primary method, RMS average

UL VERIFICATION SERVICES INC. FORM NO: CCSUP4701J
47173 BENICIA STREET, FREMONT, CA 94538, USA TEL: (510) 771-1000 FAX: (510) 661-0888
This report shall not be reproduced except in full, without the written approval of UL Verification Services Inc.

9.2.13. 11n HT40 ANTENNA A SISO MODE IN THE 5.3GHz BAND

AUTHORIZED BANDEDGE (HIGH CHANNEL)

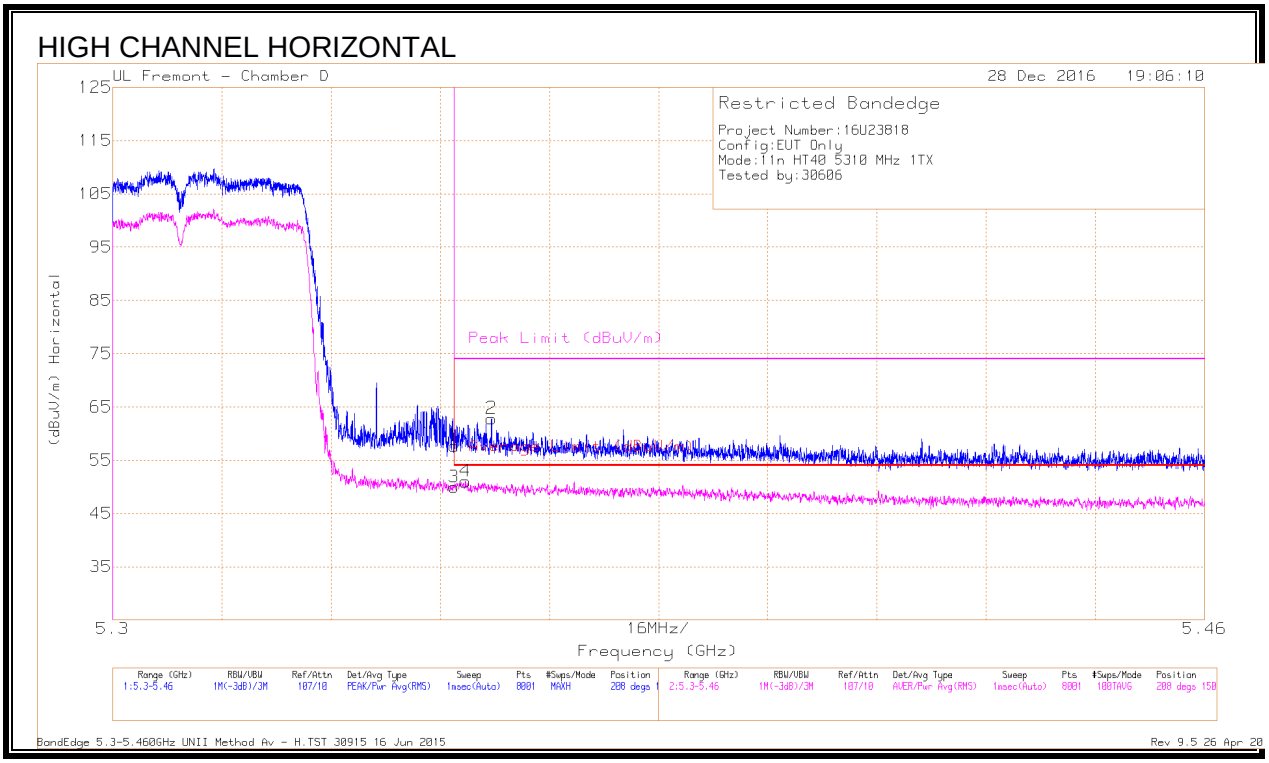

Marker	Frequency (GHz)	Meter Reading (dBuV)	Det	AF T712 (dB/m)	Amp/Cbl/Fltr /Pad (dB)	DC Corr (dB)	Corrected Reading (dBuV/m)	Average Limit (dBuV/m)	Margin (dB)	Peak Limit (dBuV/m)	PK Margin (dB)	Azimuth (Degs)	Height (cm)	Polarity
1	* 5.35	41.73	Pk	34.3	-18.4	0	57.63	-	-	74	-16.37	208	150	H
2	* 5.356	46.81	Pk	34.4	-18.4	0	62.81	-	-	74	-11.19	208	150	H
3	* 5.35	33.96	RMS	34.3	-18.4	.11	49.97	54	-4.03	-	-	208	150	H
4	* 5.352	35.01	RMS	34.3	-18.4	.11	51.02	54	-2.98	-	-	208	150	H

* - indicates frequency in CFR47 Pt 15 / IC RSS-Restricted Band
Pk - Peak detector
RMS - RMS detection

This report shall not be reproduced except in full, without the written approval of UL Verification Services Inc.

HIGH CHANNEL VERTICAL

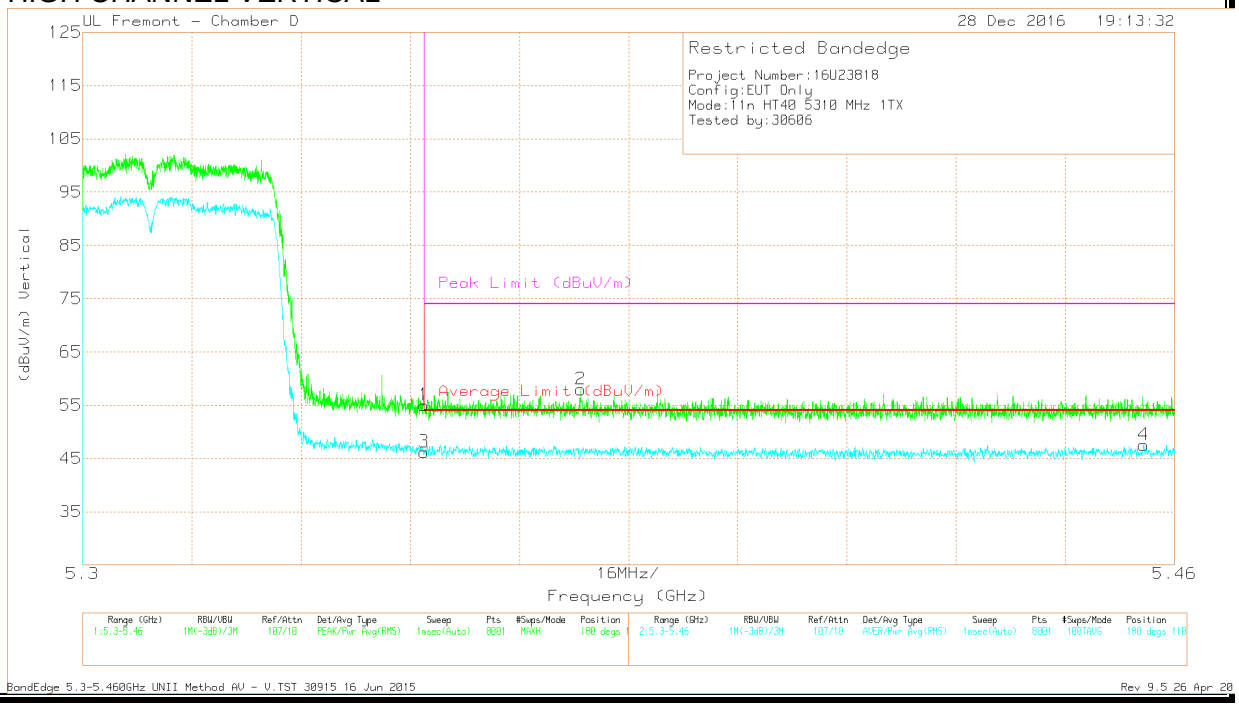

Marker	Frequency (GHz)	Meter Reading (dBuV)	Det	AF T712 (dB/m)	Amp/Cbl/Fltr /Pad (dB)	DC Corr (dB)	Corrected Reading (dBuV/m)	Average Limit (dBuV/m)	Margin (dB)	Peak Limit (dBuV/m)	PK Margin (dB)	Azimuth (Degs)	Height (cm)	Polarity
1	* 5.35	39.12	Pk	34.3	-18.4	0	55.02	-	-	74	-18.98	180	110	V
2	* 5.373	41.88	Pk	34.4	-18.3	0	57.98	-	-	74	-16.02	180	110	V
3	* 5.35	30.2	RMS	34.3	-18.4	.11	46.21	54	-7.79	-	-	180	110	V
4	* 5.455	31.03	RMS	34.4	-18	.11	47.54	54	-6.46	-	-	180	110	V

* - indicates frequency in CFR47 Pt 15 / IC RSS-Restricted Band
Pk - Peak detector
RMS - RMS detection

UL VERIFICATION SERVICES INC. FORM NO: CCSUP4701J
47173 BENICIA STREET, FREMONT, CA 94538, USA TEL: (510) 771-1000 FAX: (510) 661-0888
This report shall not be reproduced except in full, without the written approval of UL Verification Services Inc.

HARMONICS AND SPURIOUS EMISSIONS

LOW CHANNEL HORIZONTAL

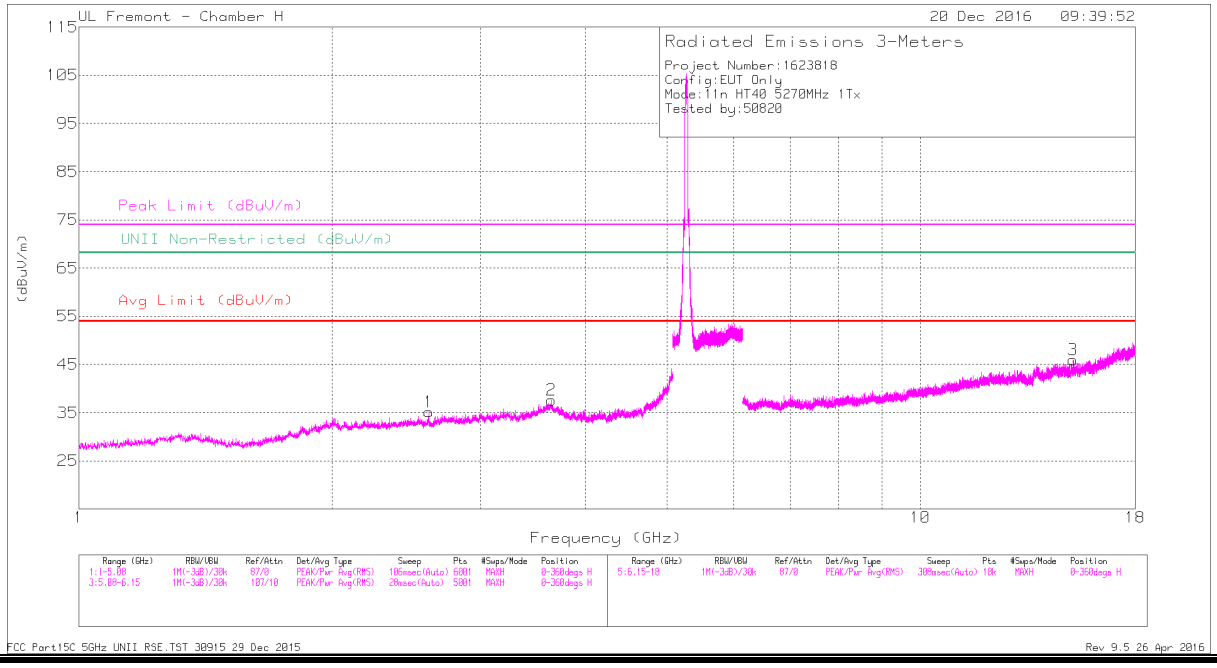

LOW CHANNEL VERTICAL

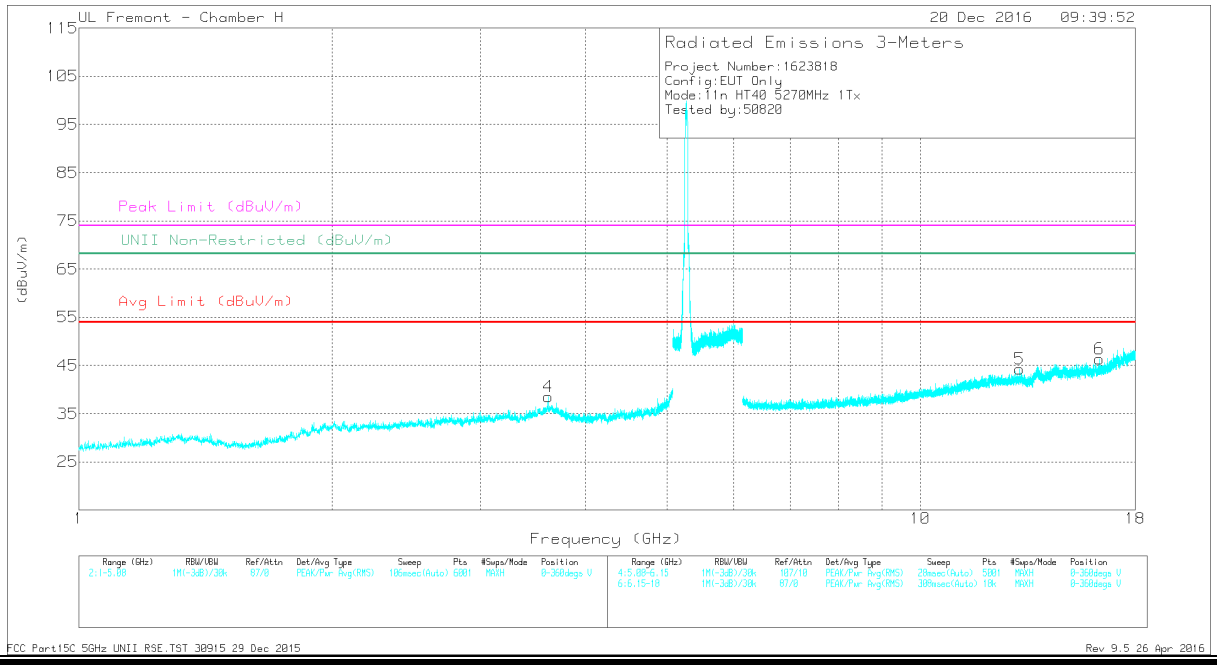

This report shall not be reproduced except in full, without the written approval of UL Verification Services Inc.

Marker	Frequency (GHz)	Meter Reading (dBuV)	Det	AF T120 (dB/m)	Amp/Cbl/Fltr/Pad (dB)	DC Corr (dB)	Corrected Reading (dBuV/m)	Avg Limit (dBuV/m)	Margin (dB)	Peak Limit (dBuV/m)	PK Margin (dB)	UNII Non-Restricted (dBuV/m)	PK Margin (dB)	Azimuth (Degs)	Height (cm)	Polarity
1	2.604	35.12	ADR	32.2	-37.8		29.52	-	-	-	-	-	-	289	144	H
	2.606	46.89	PK-U	32.2	-37.8		41.29	-	-	-	-	68.2	-26.91	289	144	H
2	* 3.642	43.64	PK-U	34.9	-35.9		42.64	-	-	74	-31.36	-	-	78	275	H
	* 3.644	32.85	ADR	34.9	-35.9	.11	31.96	54	-22.04	-	-	-	-	78	275	H
3	15.178	36.85	PK-U	40.1	-25.3		51.65	-	-	-	-	68.2	-16.55	140	287	H
	15.178	25.13	ADR	40.1	-25.3		39.93	-	-	-	-	-	-	140	287	H
4	* 3.615	43.33	PK-U	34.9	-35.7		42.53	-	-	74	-31.47	-	-	161	186	V
	* 3.615	32.39	ADR	34.9	-35.7	.11	31.70	54	-22.30	-	-	-	-	161	186	V
5	13.105	25.4	ADR	39.2	-26		38.6	-	-	-	-	-	-	5	197	V
	13.106	36.78	PK-U	39.2	-25.9		50.08	-	-	-	-	68.2	-18.12	5	197	V
6	16.305	35.94	PK-U	40.7	-24		52.64	-	-	-	-	68.2	-15.56	234	291	V
	16.306	23.93	ADR	40.7	-24		40.63	-	-	-	-	-	-	234	291	V

* - indicates frequency in CFR47 Pt 15 / IC RSS-Restricted Band
PK-U - U-NII: Maximum Peak
ADR - U-NII AD primary method, RMS average

This report shall not be reproduced except in full, without the written approval of UL Verification Services Inc.

HIGH CHANNEL HORIZONTAL

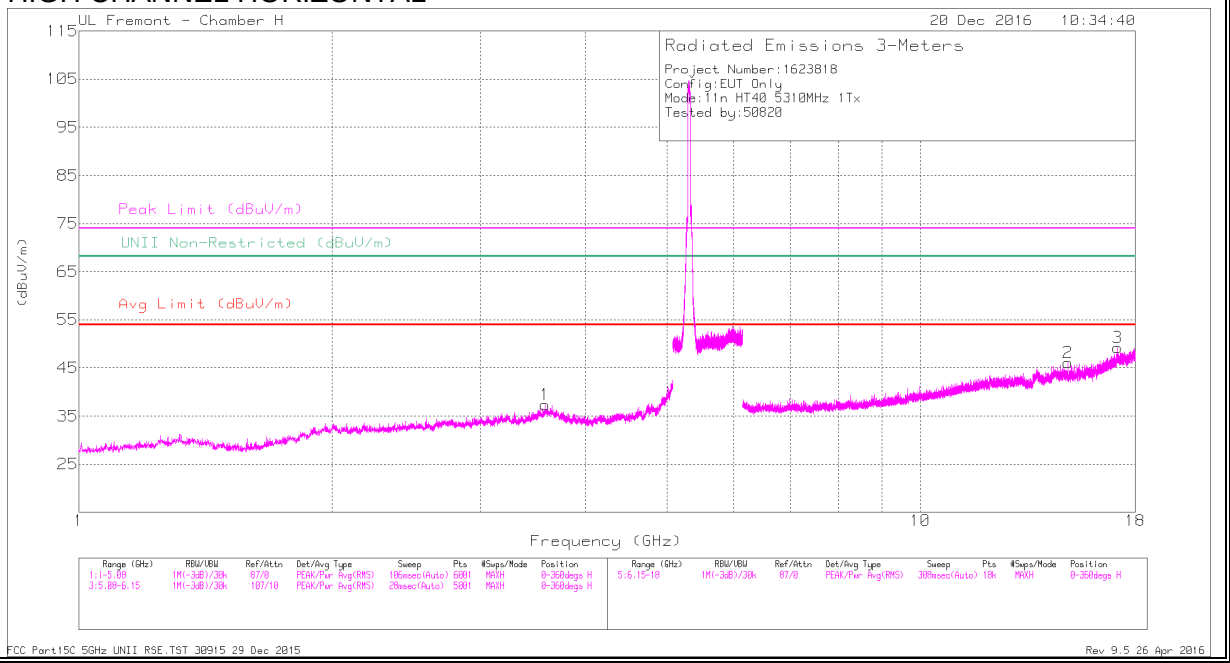

HIGH CHANNEL VERTICAL

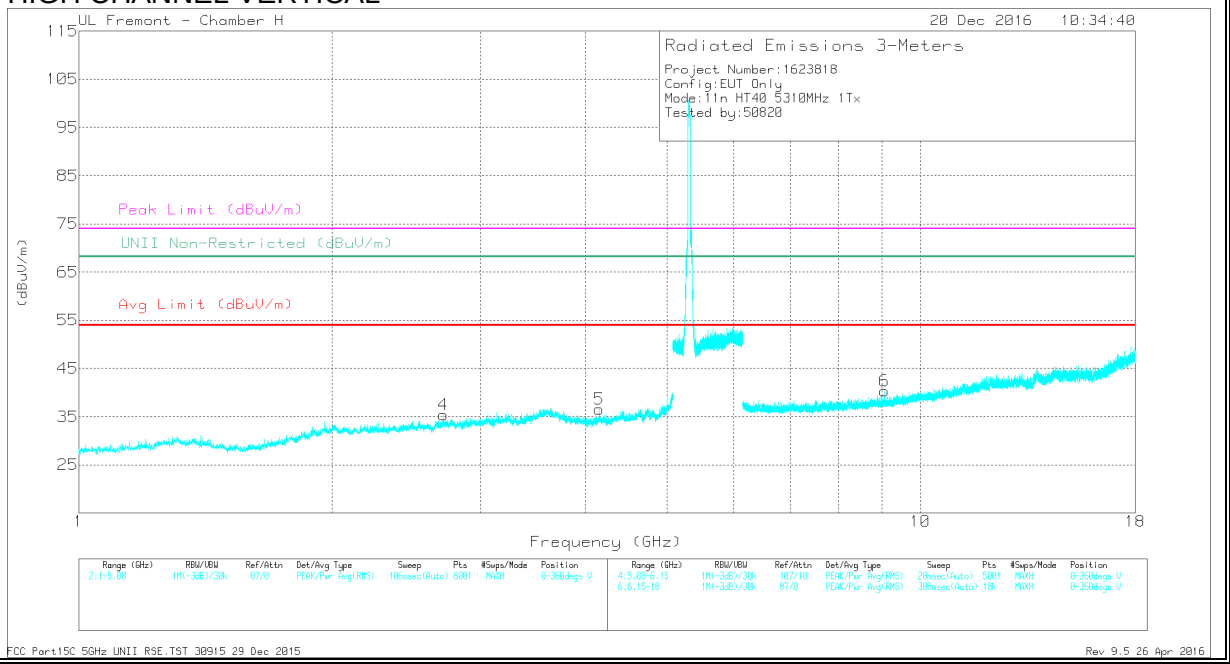

This report shall not be reproduced except in full, without the written approval of UL Verification Services Inc.

Marker	Frequency (GHz)	Meter Reading (dBuV)	Det	AF T120 (dB/m)	Amp/Cbl/Fltr/Pad (dB)	DC Corr (dB)	Corrected Reading (dBuV/m)	Avg Limit (dBuV/m)	Margin (dB)	Peak Limit (dBuV/m)	PK Margin (dB)	UNII Non-Restricted (dBuV/m)	PK Margin (dB)	Azimuth (Degs)	Height (cm)	Polarity
1	* 3.582	44.66	PK-U	34.8	-35.9		43.56	-	-	74	-30.44	-	-	131	164	H
	* 3.583	33.31	ADR	34.8	-35.9	.11	32.32	54	-21.68	-	-	-	-	131	164	H
2	14.964	36.29	PK-U	40.1	-25.2		51.19	-	-	-	-	68.2	-17.01	208	374	H
	14.965	24.69	ADR	40.1	-25.2		39.59	-	-	-	-	-	-	208	374	H
3	17.152	36.93	PK-U	41	-22.3		55.63	-	-	-	-	68.2	-12.57	69	400	H
	17.155	24.88	ADR	41	-22.3		43.58	-	-	-	-	-	-	69	400	H
4	* 2.711	46.82	PK-U	32.6	-37.9		41.52	-	-	74	-32.48	-	-	208	334	V
	* 2.71	35.47	ADR	32.6	-37.9	.11	30.28	54	-23.72	-	-	-	-	208	334	V
5	* 4.154	43.7	PK-U	33.5	-35.3		41.9	-	-	74	-32.1	-	-	336	265	V
	* 4.156	32.69	ADR	33.5	-35.2	.11	31.1	54	-22.9	-	-	-	-	336	265	V
6	* 9.069	38.46	PK-U	36.3	-29.2		45.56	-	-	74	-28.44	-	-	337	289	V
	* 9.068	27.32	ADR	36.3	-29.2	.11	34.53	54	-19.47	-	-	-	-	337	289	V

* - indicates frequency in CFR47 Pt 15 / IC RSS-Restricted Band
PK-U - U-NII: Maximum Peak
ADR - U-NII AD primary method, RMS average

This report shall not be reproduced except in full, without the written approval of UL Verification Services Inc.

9.2.14. 11n HT40 ANTENNA B SISO MODE IN THE 5.3GHz BAND

AUTHORIZED BANDEDGE (HIGH CHANNEL)

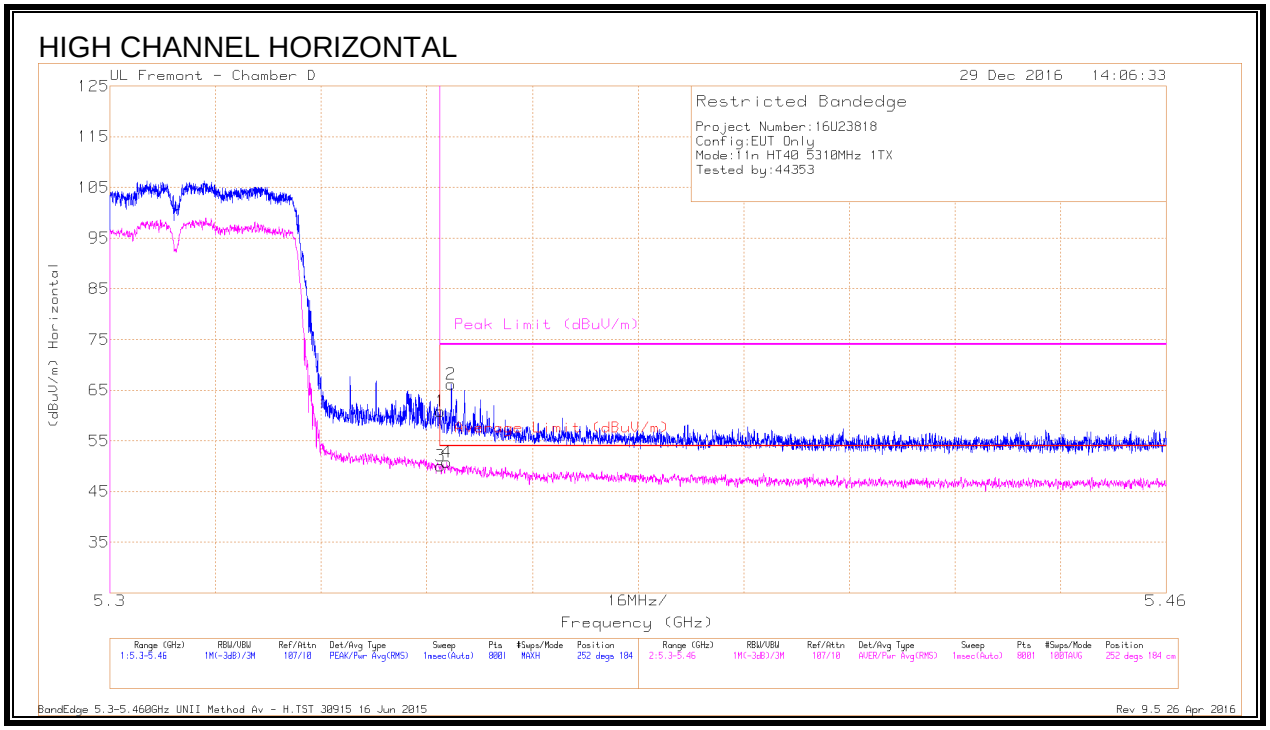

Marker	Frequency (GHz)	Meter Reading (dBuV)	Det	AF T712 (dB/m)	Amp/Cbl/Flt r/Pad (dB)	DC Corr (dB)	Corrected Reading (dBuV/m)	Average Limit (dBuV/m)	Margin (dB)	Peak Limit (dBuV/m)	PK Margin (dB)	Azimuth (Degs)	Height (cm)	Polarity
1	* 5.35	44.91	Pk	34.3	-18.4	0	60.81	-	-	74	-13.19	252	184	H
2	* 5.352	50.3	Pk	34.3	-18.4	0	66.2	-	-	74	-7.8	252	184	H
3	* 5.35	34.02	RMS	34.3	-18.4	.11	50.03	54	-3.97	-	-	252	184	H
4	* 5.351	34.76	RMS	34.3	-18.4	.11	50.77	54	-3.23	-	-	252	184	H

* - indicates frequency in CFR47 Pt 15 / IC RSS-Restricted Band
Pk - Peak detector
RMS - RMS detection

This report shall not be reproduced except in full, without the written approval of UL Verification Services Inc.

HIGH CHANNEL VERTICAL

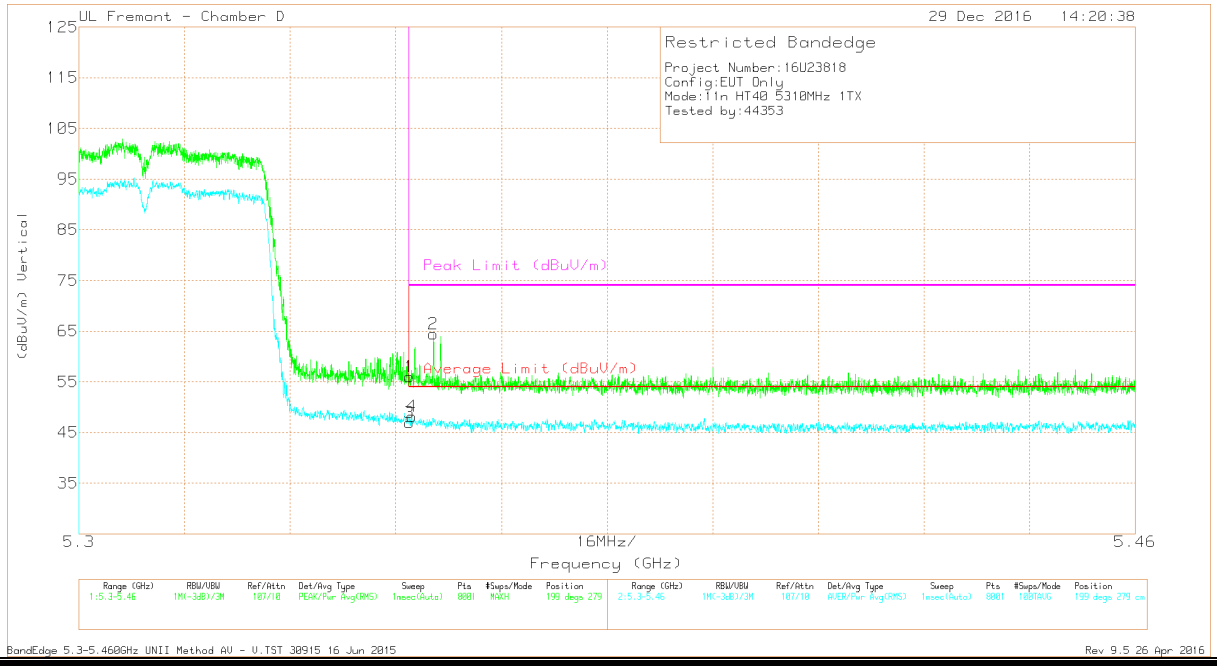

Marker	Frequency (GHz)	Meter Reading (dBuV)	Det	AF T712 (dB/m)	Amp/Cbl/Filt r/Pad (dB)	DC Corr (dB)	Corrected Reading (dBuV/m)	Average Limit (dBuV/m)	Margin (dB)	Peak Limit (dBuV/m)	PK Margin (dB)	Azimuth (Degs)	Height (cm)	Polarity
1	* 5.35	40.06	Pk	34.3	-18.4	0	55.96	-	-	74	-18.04	199	279	V
2	* 5.354	48.59	Pk	34.3	-18.4	0	64.49	-	-	74	-9.51	199	279	V
3	* 5.35	30.97	RMS	34.3	-18.4	.11	46.98	54	-7.02	-	-	199	279	V
4	* 5.35	32.22	RMS	34.3	-18.4	.11	48.23	54	-5.77	-	-	199	279	V

* - indicates frequency in CFR47 Pt 15 / IC RSS-Restricted Band
Pk - Peak detector
RMS - RMS detection

This report shall not be reproduced except in full, without the written approval of UL Verification Services Inc.

HARMONICS AND SPURIOUS EMISSIONS

LOW CHANNEL HORIZONTAL

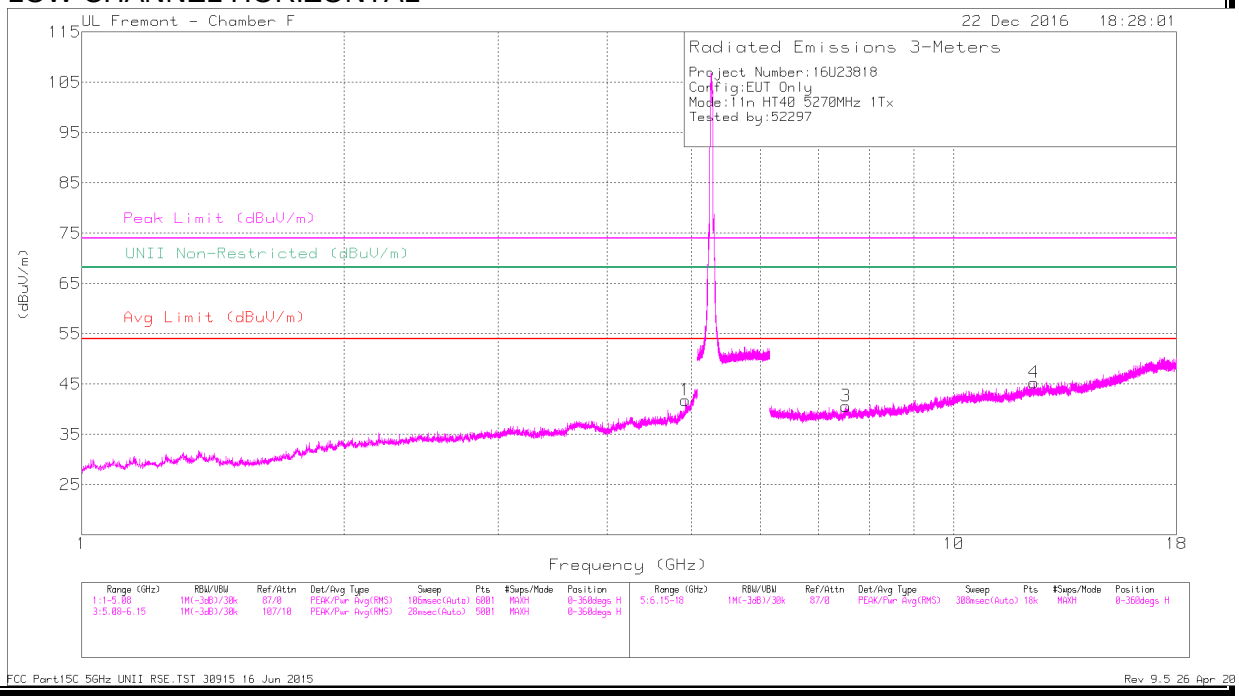

LOW CHANNEL VERTICAL

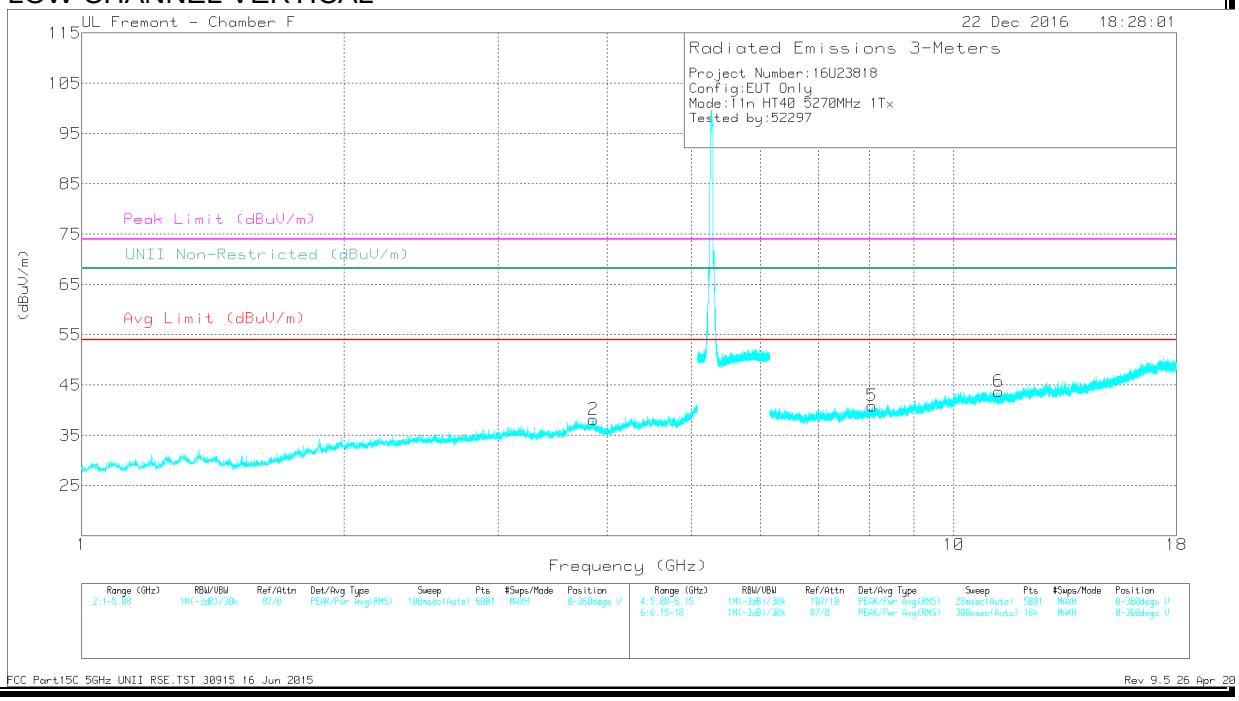

This report shall not be reproduced except in full, without the written approval of UL Verification Services Inc.

Marker	Frequency (GHz)	Meter Reading (dBuV)	Det	AF T344 (dB/m)	Amp/Cbl/Fltr/ Pad (dB)	DC Corr (dB)	Corrected Reading (dBuV/m)	Avg Limit (dBuV/m)	Margin (dB)	Peak Limit (dBuV/m)	PK Margin (dB)	UNII Non-Restricted (dBuV/m)	PK Margin (dB)	Azimuth (Degs)	Height (cm)	Polarity
1	* 4.922	39.93	PK-U	34.1	-26.8	0	47.23	-	-	74	-26.77	-	-	24	178	H
	* 4.92	29.63	ADR	34.1	-26.8	.11	37.04	54	-16.96	-	-	-	-	24	178	H
2	* 3.859	38.88	PK-U	33.4	-28.4	0	43.88	-	-	74	-30.12	-	-	75	224	V
	* 3.861	28.21	ADR	33.4	-28.4	.11	33.32	54	-20.68	-	-	-	-	75	224	V
3	* 7.521	35.45	PK-U	35.6	-25	0	46.05	-	-	74	-27.95	-	-	142	191	H
	* 7.522	25.59	ADR	35.6	-25	.11	36.3	54	-17.7	-	-	-	-	142	191	H
4	* 12.358	34.7	PK-U	38.9	-22.3	0	51.3	-	-	74	-22.7	-	-	109	241	H
	* 12.356	23.99	ADR	38.9	-22.3	.11	40.7	54	-13.3	-	-	-	-	109	241	H
5	* 8.059	36.49	PK-U	35.7	-25	0	47.19	-	-	74	-26.81	-	-	172	284	V
	* 8.06	25.61	ADR	35.7	-25	.11	36.42	54	-17.58	-	-	-	-	172	284	V
6	* 11.262	33.92	PK-U	38	-22.2	0	49.72	-	-	74	-24.28	-	-	206	155	V
	* 11.265	23.81	ADR	38	-22.2	.11	39.72	54	-14.28	-	-	-	-	206	155	V

* - indicates frequency in CFR47 Pt 15 / IC RSS-Restricted Band
PK-U - U-NII: Maximum Peak
ADR - U-NII AD primary method, RMS average

UL VERIFICATION SERVICES INC. FORM NO: CCSUP4701J
47173 BENICIA STREET, FREMONT, CA 94538, USA TEL: (510) 771-1000 FAX: (510) 661-0888
This report shall not be reproduced except in full, without the written approval of UL Verification Services Inc.

HIGH CHANNEL HORIZONTAL

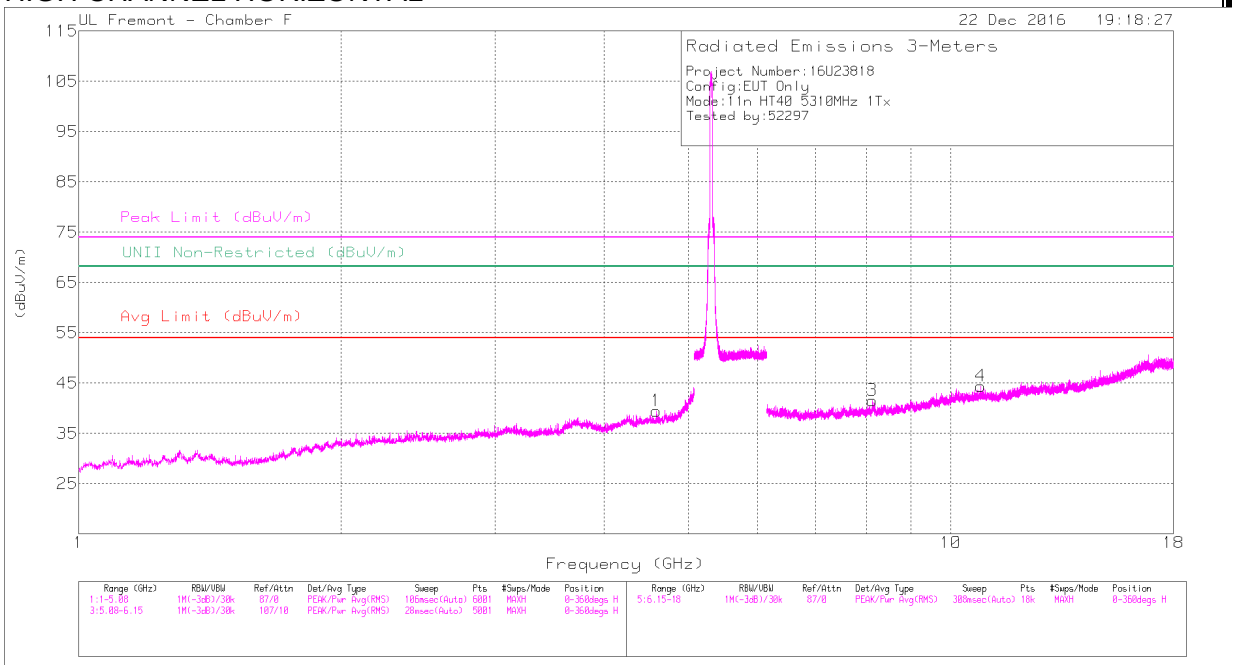

HIGH CHANNEL VERTICAL

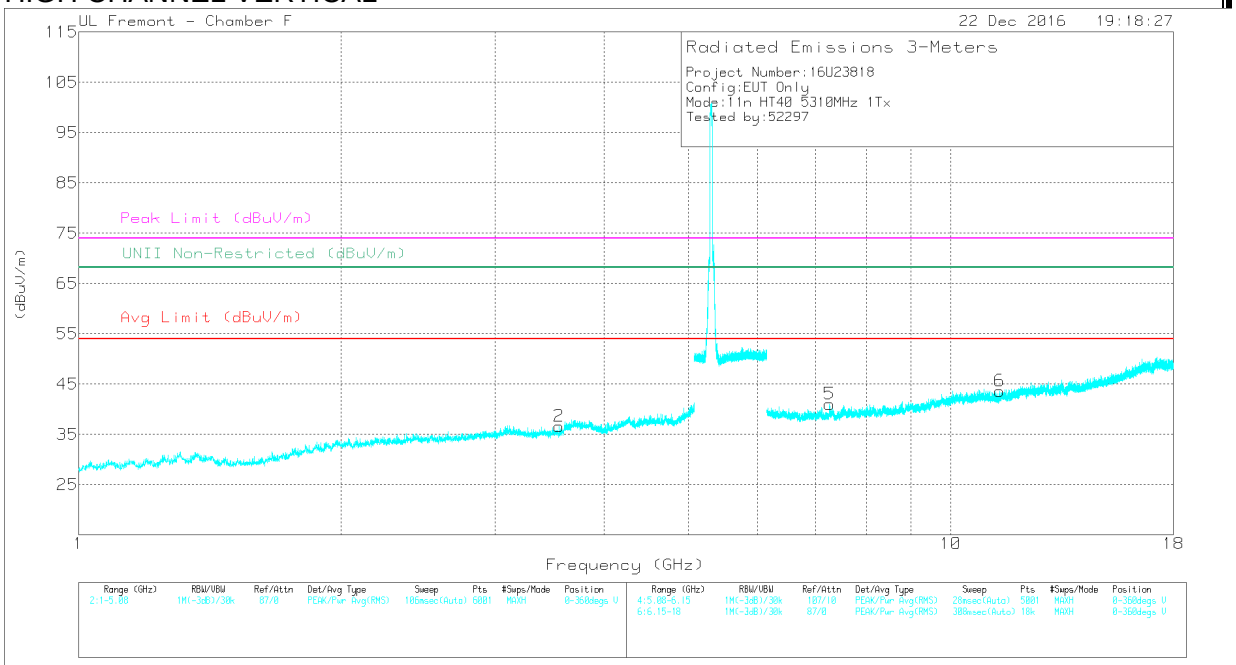

This report shall not be reproduced except in full, without the written approval of UL Verification Services Inc.

Marker	Frequency (GHz)	Meter Reading (dBuV)	Det	AF T344 (dB/m)	Amp/Cbl/Fltr/ Pad (dB)	DC Corr (dB)	Corrected Reading (dBuV/m)	Avg Limit (dBuV/m)	Margin (dB)	Peak Limit (dBuV/m)	PK Margin (dB)	UNII Non-Restricted (dBuV/m)	PK Margin (dB)	Azimuth (Degs)	Height (cm)	Polarity
1	* 4.593	38.42	PK-U	34.1	-27.8	0	44.72	-	-	74	-29.28	-	-	83	155	H
	* 4.592	27.97	ADR	34.1	-27.8	.11	34.38	54	-19.62	-	-	-	-	83	155	H
2	* 3.555	39.02	PK-U	33	-29.2	0	42.82	-	-	74	-31.18	-	-	119	180	V
	* 3.556	28.63	ADR	33	-29.2	.11	32.54	54	-21.46	-	-	-	-	119	180	V
3	* 8.134	36.25	PK-U	35.7	-24.2	0	47.75	-	-	74	-26.25	-	-	171	229	H
	* 8.132	25.34	ADR	35.7	-24.2	.11	36.95	54	-17.05	-	-	-	-	171	229	H
4	* 10.812	33.91	PK-U	37.8	-21.8	0	49.91	-	-	74	-24.09	-	-	137	263	H
	* 10.811	23.58	ADR	37.8	-21.8	.11	39.69	54	-14.31	-	-	-	-	136	263	H
5	* 7.261	36.43	PK-U	35.5	-25.3	0	46.63	-	-	74	-27.37	-	-	197	243	V
	* 7.26	25.99	ADR	35.5	-25.4	.11	36.2	54	-17.8	-	-	-	-	197	243	V
6	* 11.379	33.79	PK-U	38	-22.4	0	49.39	-	-	74	-24.61	-	-	226	272	V
	* 11.379	23.85	ADR	38	-22.4	.11	39.56	54	-14.44	-	-	-	-	226	272	V

* - indicates frequency in CFR47 Pt 15 / IC RSS-Restricted Band
PK-U - U-NII: Maximum Peak
ADR - U-NII AD primary method, RMS average

UL VERIFICATION SERVICES INC. FORM NO: CCSUP4701J
47173 BENICIA STREET, FREMONT, CA 94538, USA TEL: (510) 771-1000 FAX: (510) 661-0888
This report shall not be reproduced except in full, without the written approval of UL Verification Services Inc.

9.2.15. 11n HT40 2TX CDD MIMO MODE IN THE 5.3GHz BAND

AUTHORIZED BANDEDGE (HIGH CHANNEL)

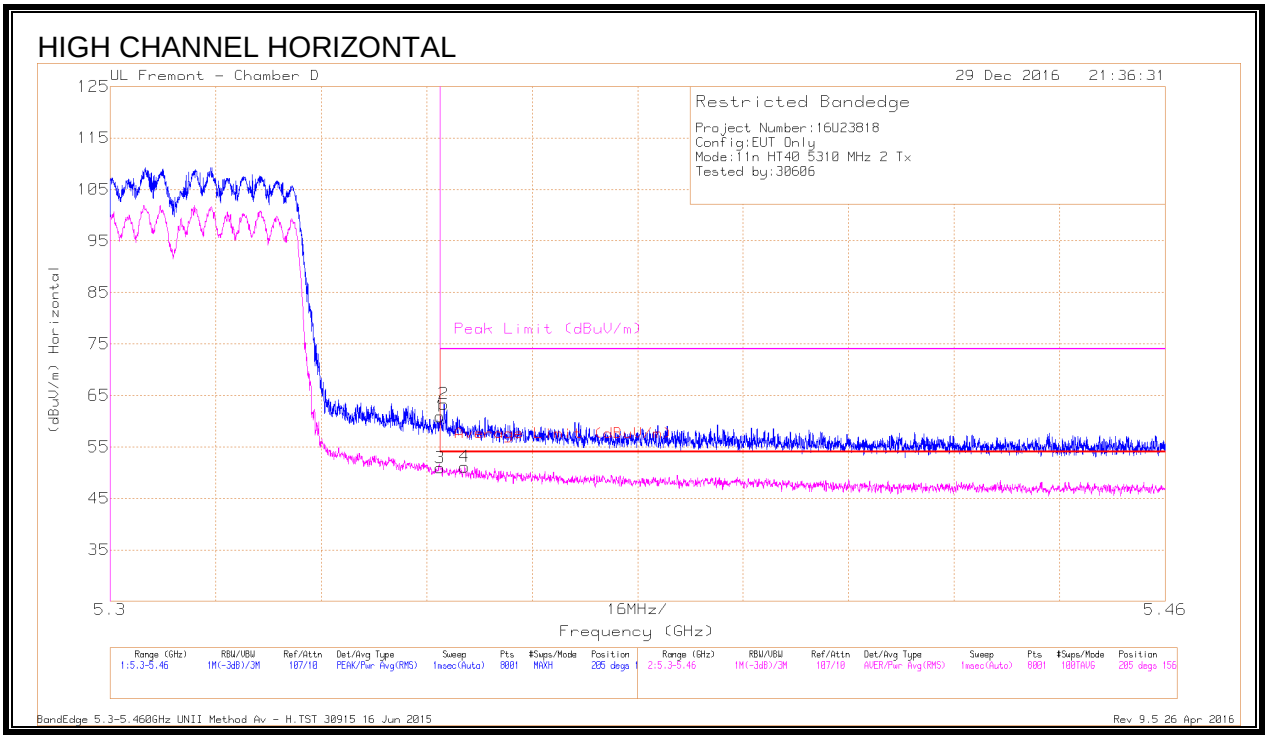

Marker	Frequency (GHz)	Meter Reading (dBuV)	Det	AF T712 (dB/m)	Amp/Cbl/Filt r/Pad (dB)	DC Corr (dB)	Corrected Reading (dBuV/m)	Average Limit (dBuV/m)	Margin (dB)	Peak Limit (dBuV/m)	PK Margin (dB)	Azimuth (Degs)	Height (cm)	Polarity
1	* 5.35	45	Pk	34.3	-18.4	0	60.9	-	-	74	-13.1	205	156	H
2	* 5.351	47.43	Pk	34.3	-18.4	0	63.33	-	-	74	-10.67	205	156	H
3	* 5.35	34.94	RMS	34.3	-18.4	.1	50.94	54	-3.06	-	-	205	156	H
4	* 5.354	35.14	RMS	34.3	-18.4	.1	51.14	54	-2.86	-	-	205	156	H

* - indicates frequency in CFR47 Pt 15 / IC RSS-Restricted Band
Pk - Peak detector
RMS - RMS detection

This report shall not be reproduced except in full, without the written approval of UL Verification Services Inc.