12. SETUP PHOTOS

ANTENNA PORT CONDUCTED RF MEASUREMENT SETUP

ANTENNA PORT CONDUCTED PHOTO



This report shall not be reproduced except in full, without the written approval of UL Verification Services Inc.

RADIATED RF MEASUREMENT SETUP (BELOW 1 GHz)

RADIATED FRONT PHOTO (BELOW 1 GHz)



RADIATED BACK PHOTO (BELOW 1 GHz)



This report shall not be reproduced except in full, without the written approval of UL Verification Services Inc.

RADIATED RF MEASUREMENT SETUP FOR PORTABLE CONFIGURATION

X-AXIS FRONT PHOTO

X-AXIS BACK PHOTO



This report shall not be reproduced except in full, without the written approval of UL Verification Services Inc.

Y-AXIS FRONT PHOTO



Y-AXIS BACK PHOTO



This report shall not be reproduced except in full, without the written approval of UL Verification Services Inc.

Z-AXIS FRONT PHOTO



Z-AXIS BACK PHOTO

This report shall not be reproduced except in full, without the written approval of UL Verification Services Inc.

POWERLINE CONDUCTED EMISSIONS MEASUREMENT SETUP

EUT POWERED BY AC/DC ADAPTER

LINE CONDUCTED FRONT PHOTO

LINE CONDUCTED BACK PHOTO



This report shall not be reproduced except in full, without the written approval of UL Verification Services Inc.

DYNAMIC FREQUENCY SELECTION MEASUREMENT SETUP

STANDARD CLIENT MODE

DFS FRONT PHOTO (EUT)

DFS BACK PHOTO (EUT)



This report shall not be reproduced except in full, without the written approval of UL Verification Services Inc.

CLIENT TO CLIENT MODE

DFS FRONT PHOTO (EUT)



DFS BACK PHOTO (EUT)

This report shall not be reproduced except in full, without the written approval of UL Verification Services Inc.

FULL SETUP

DFS FRONT PHOTO (CLIENT MODE SETUP)

This report shall not be reproduced except in full, without the written approval of UL Verification Services Inc.

DFS FRONT PHOTO (CLIENT-TO-CLIENT COMMUNICATIONS MODE SETUP)

END OF REPORT

This report shall not be reproduced except in full, without the written approval of UL Verification Services Inc.