8.33. 802.11n HT40 ANTENNA A MODE IN THE 5.6 GHz BAND

8.33.1. 26 dB BANDWIDTH

LIMITS

None; for reporting purposes only.

RESULTS

Channel	Frequency (MHz)	26 dB Bandwidth (MHz)
Low	5510	40.400
Mid	5550	40.400
High	5670	40.480
142	5710	40.480

This report shall not be reproduced except in full, without the written approval of UL Verification Services Inc.

26 dB BANDWIDTH

BANDWIDTH, LOW CH

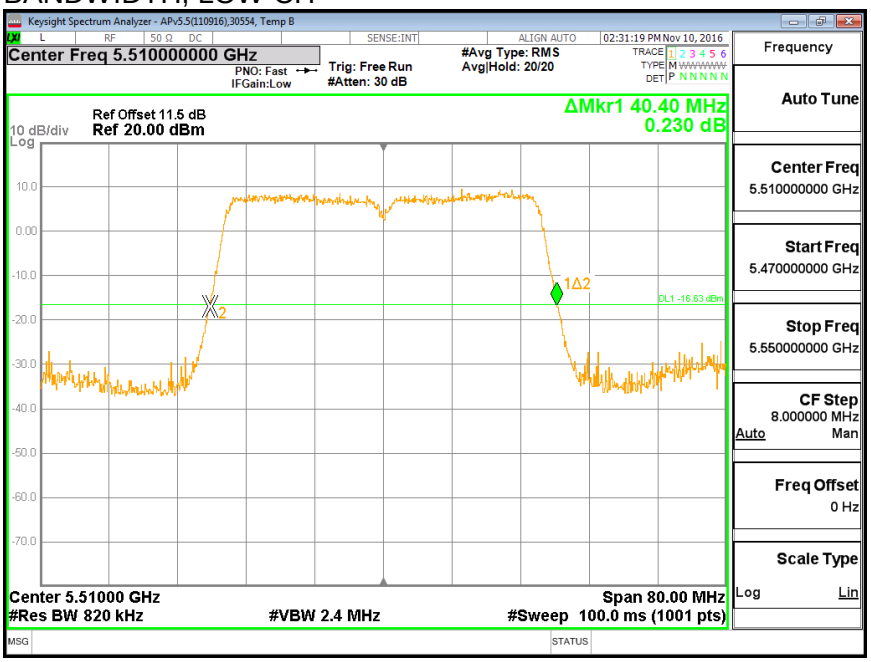

BANDWIDTH, MID CH

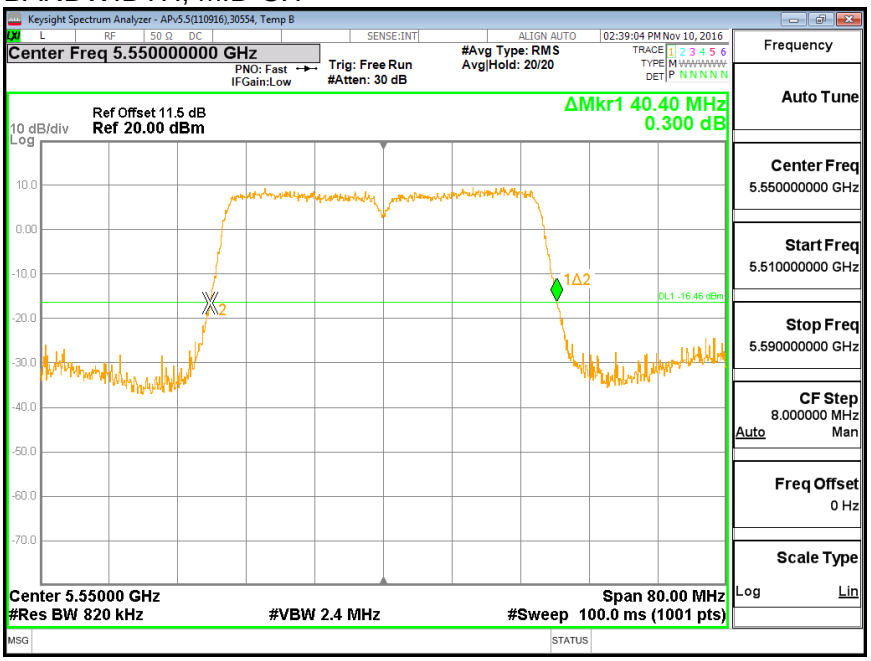

This report shall not be reproduced except in full, without the written approval of UL Verification Services Inc.

BANDWIDTH' HIGH CH

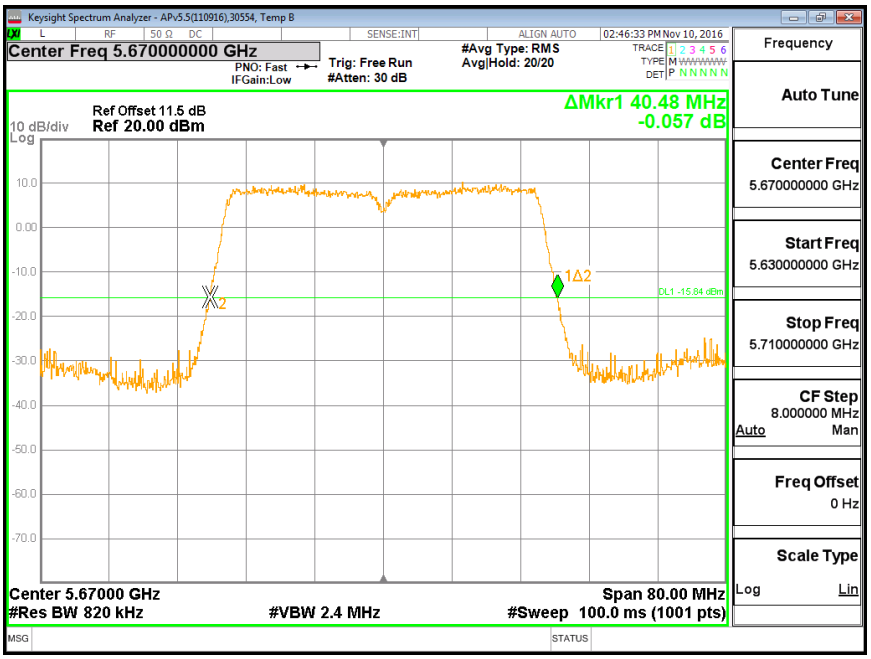

BANDWIDTH STRADDLE CH 142

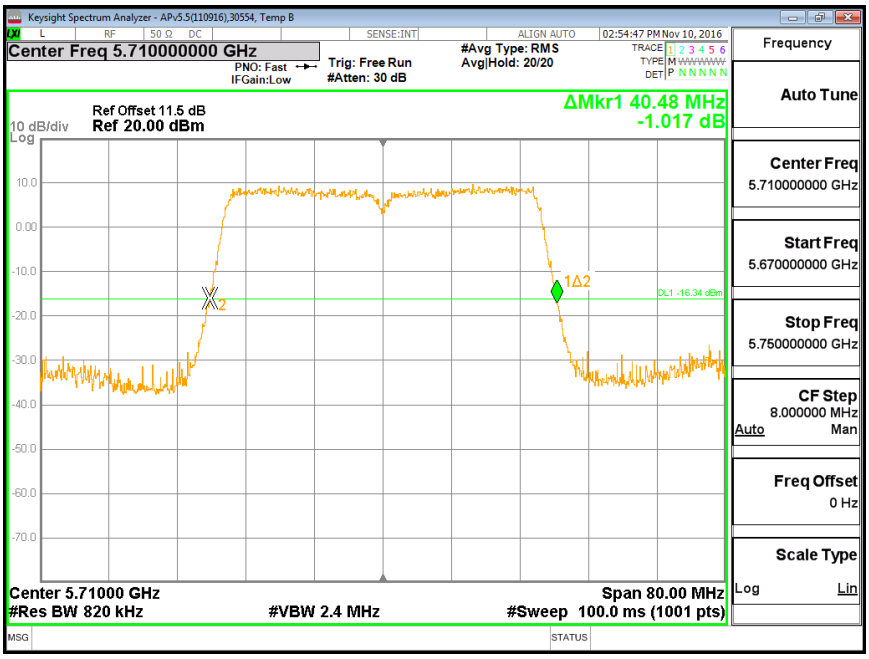

This report shall not be reproduced except in full, without the written approval of UL Verification Services Inc.

8.33.2. 99% BANDWIDTH

LIMITS

None; for reporting purposes only.

RESULTS

Channel	Frequency (MHz)	99% Bandwidth (MHz)
Low	5510	36.319
Mid	5550	36.462
High	5670	36.491
142	5710	36.435

This report shall not be reproduced except in full, without the written approval of UL Verification Services Inc.

99% BANDWIDTH

BANDWIDTH, LOW CH

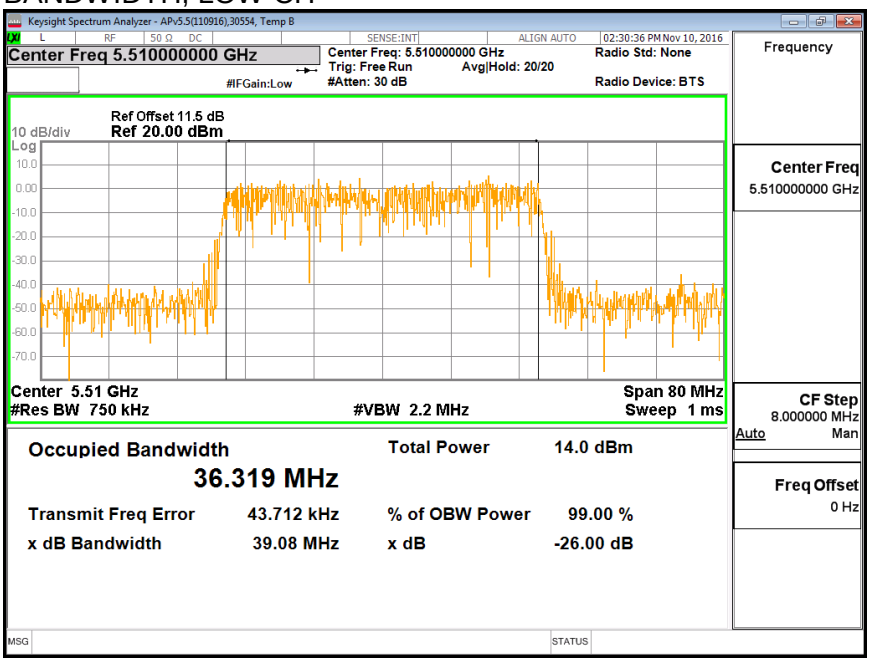

BANDWIDTH, MID CH

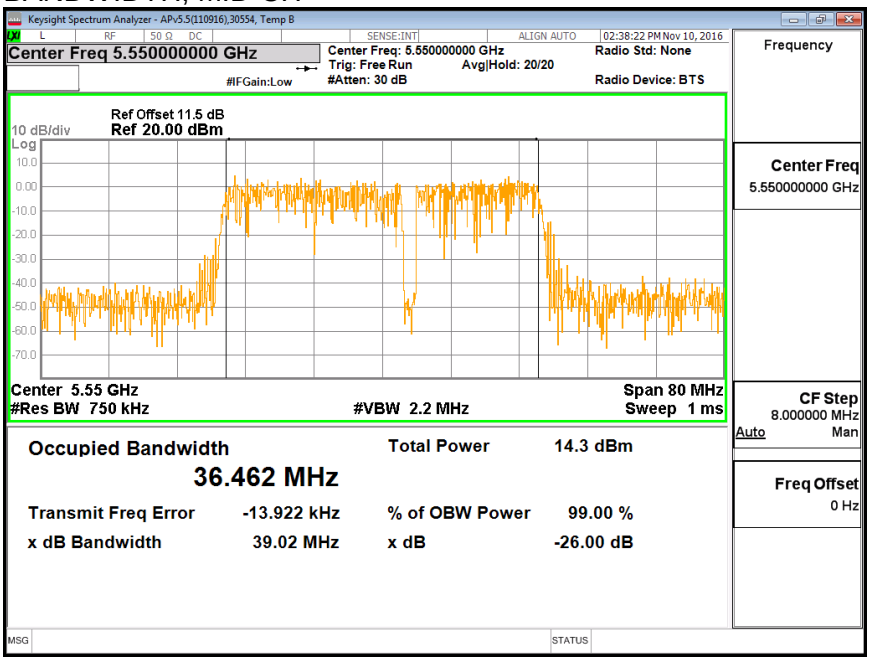

This report shall not be reproduced except in full, without the written approval of UL Verification Services Inc.

BANDWIDTH, HIGH CH

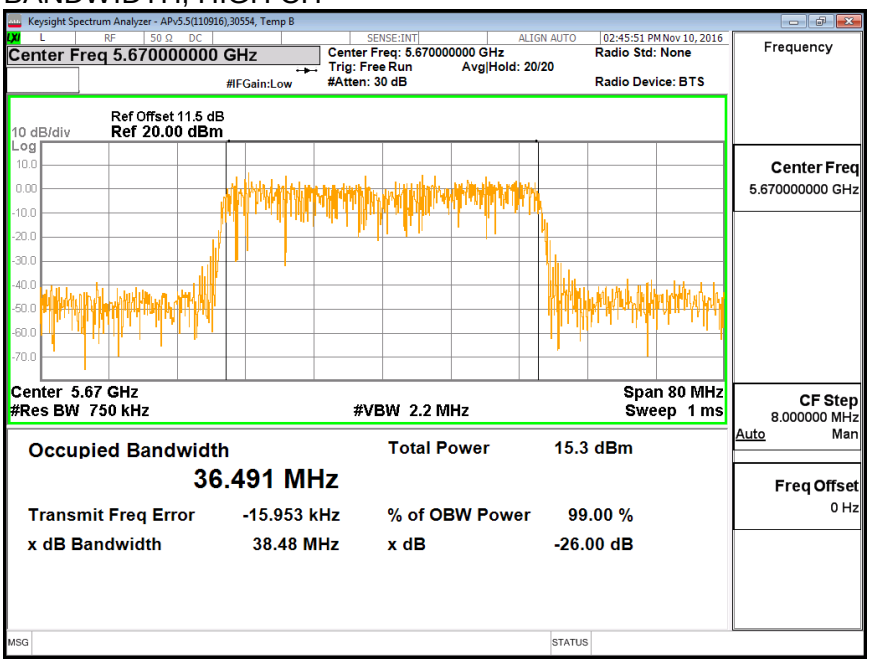

BANDWIDTH, STRADDLE CH 142

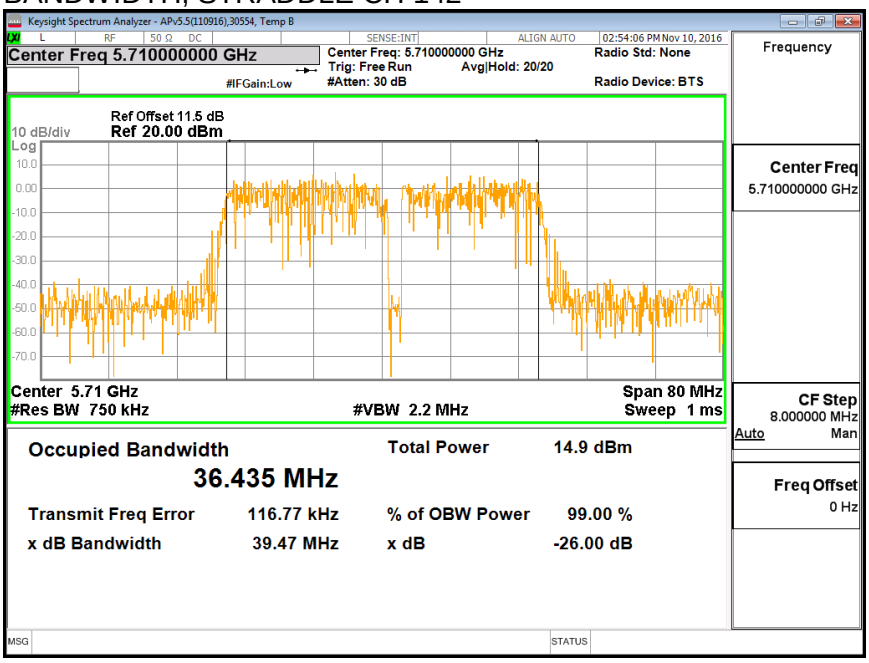

UL VERIFICATION SERVICES INC. FORM NO: CCSUP4701J
47173 BENICIA STREET, FREMONT, CA 94538, USA TEL: (510) 771-1000 FAX: (510) 661-0888
This report shall not be reproduced except in full, without the written approval of UL Verification Services Inc.

8.33.3. AVERAGE POWER

LIMITS

None; for reporting purposes only.

TEST PROCEDURE

Measurements perform using a wideband gated RF power meter.

RESULTS

ID:	39472	Date:	12/14/16

Channel	Frequency (MHz)	Power (dBm)
Low	5510	13.93
Mid	5550	16.38
High	5670	15.87
142	5710	16.42

UL VERIFICATION SERVICES INC. FORM NO: CCSUP4701J
47173 BENICIA STREET, FREMONT, CA 94538, USA TEL: (510) 771-1000 FAX: (510) 661-0888
This report shall not be reproduced except in full, without the written approval of UL Verification Services Inc.

8.33.4. OUTPUT POWER AND PSD

LIMITS

FCC §15.407 (a) (2)

For the band 5.47–5.725 GHz, the maximum conducted output power over the frequency band of operation shall not exceed the lesser of 250 mW or 11 dBm + 10 log B, where B is the 26–dB emission bandwidth in MHz. In addition, the peak power spectral density shall not exceed 11 dBm in any 1–MHz band. If transmitting antennas of directional gain greater than 6 dBi are used, both the maximum conducted output power and the peak power spectral density shall be reduced by the amount in dB that the directional gain of the antenna exceeds 6 dBi.

TEST PROCEDURE

Measurements perform using a wideband gated RF power meter provided that the gate parameters are adjusted such that the power is measured only when the EUT is transmitting at its maximum power control level. Since the measurement is made only during the ON time of the transmitter, no duty cycle correction factor is required.

Straddle channel power is measured using PXA spectrum analyzer, duty cycle correction factor is required.

DIRECTIONAL ANTENNA GAIN

There is only one transmitter output therefore the directional gain is equal to the antenna gain.

This report shall not be reproduced except in full, without the written approval of UL Verification Services Inc.

RESULTS

ID:	39472	Date:	12/14/16

Bandwidth, Antenna Gain, and Limits

Channel	Frequency (MHz)	Min 26 dB BW (MHz)	Min 99% BW (MHz)	Directional Gain (dBi)	Power Limit (dBm)	PSD Limit (dBm)
Low	5510	40.40	36.319	3.39	24.00	11.00
Mid	5550	40.40	36.462	3.39	24.00	11.00
High	5670	40.48	36.491	3.39	24.00	11.00

Duty Cycle CF (dB)	0.10	Included in Calculations of Corr'd PSD

Output Power Results

Channel	Frequency (MHz)	Antenna A Meas Power (dBm)	Total Corr'd Power (dBm)	Power Limit (dBm)	Power Margin (dB)
Low	5510	13.93	13.93	24.00	-10.07
Mid	5550	16.38	16.38	24.00	-7.62
High	5670	15.87	15.87	24.00	-8.13

PSD Results

Channel	Frequency (MHz)	Antenna A Meas PSD (dBm)	Total Corr'd PSD (dBm)	PSD Limit (dBm)	PSD Margin (dB)
Low	5510	3.05	3.15	11.00	-7.85
Mid	5550	2.93	3.03	11.00	-7.98
High	5670	3.08	3.18	11.00	-7.82

UL VERIFICATION SERVICES INC. FORM NO: CCSUP4701J
47173 BENICIA STREET, FREMONT, CA 94538, USA TEL: (510) 771-1000 FAX: (510) 661-0888
This report shall not be reproduced except in full, without the written approval of UL Verification Services Inc.

PSD

PSD, LOW CH

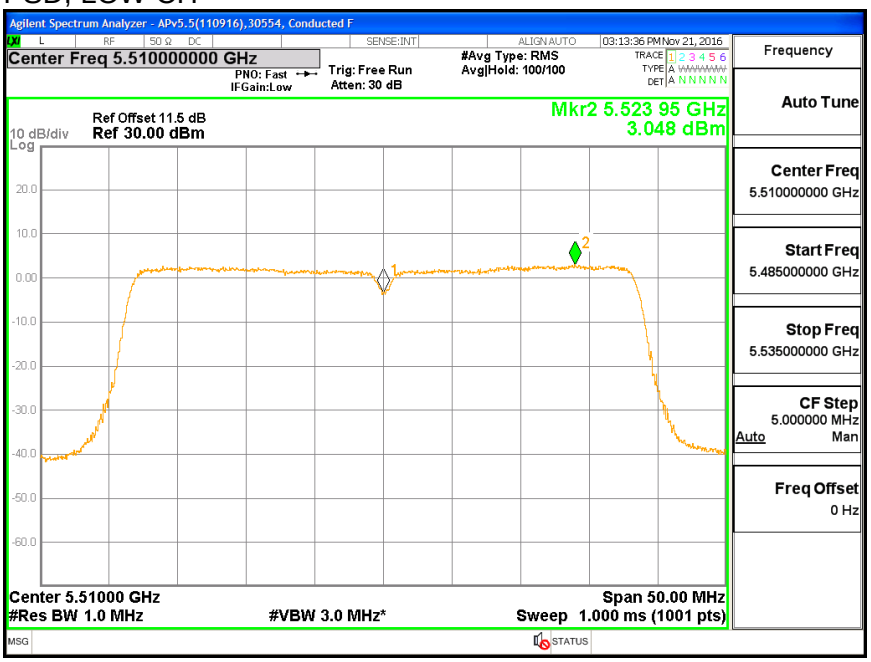

PSD, MID CH

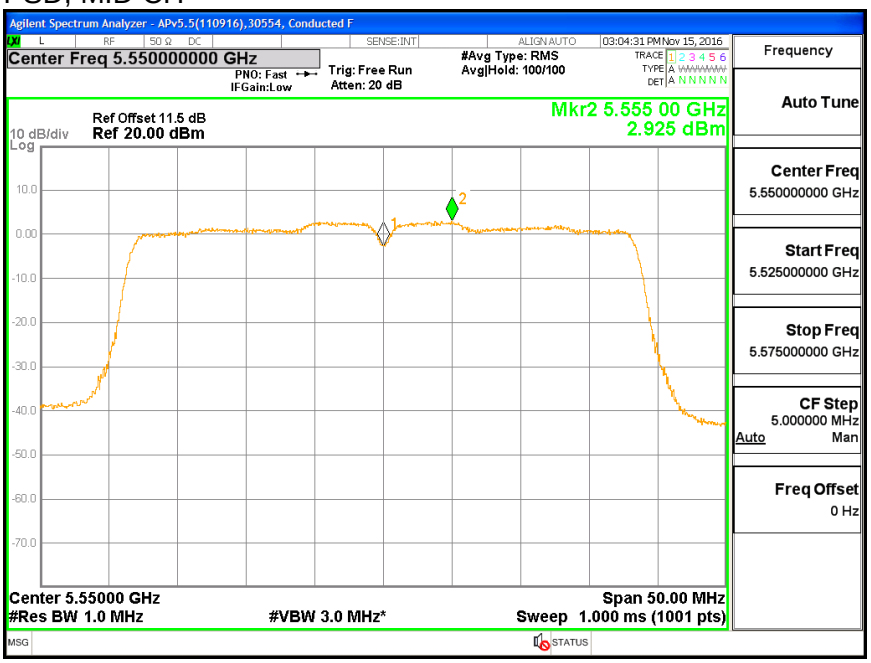

This report shall not be reproduced except in full, without the written approval of UL Verification Services Inc.

PSD, HIGH CH

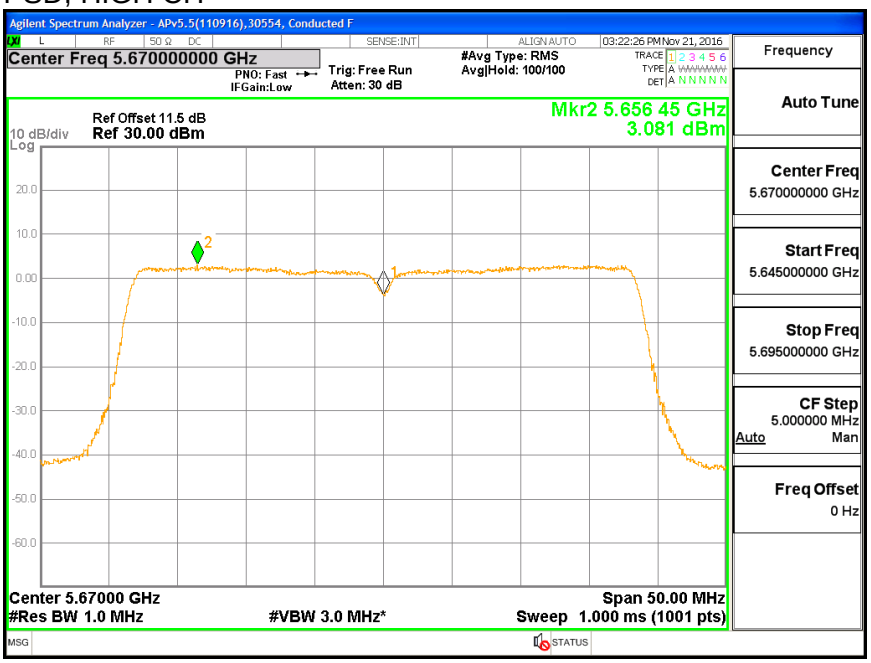

This report shall not be reproduced except in full, without the written approval of UL Verification Services Inc.

8.34. 802.11ac VHT40 ANTENNA A STRADDLE CH 142 RESULTS

8.34.1. OUTPUT POWER AND PSD

UNII-2C BAND

Bandwidth, Antenna Gain, and Limits

Channel	Frequency (MHz)	Min 26 dB BW (MHz)	Directional Gain for Power (dBi)	Directional Gain for PSD (dBi)	Power Limit (dBm)	PSD Limit (dBm)
142	5710	35.24	3.39	3.39	24.00	11.00

Duty Cycle CF (dB)	0.10	Included in Calculations of Corr'd Power & PSD

Output Power Results

Channel	Frequency (MHz)	Antenna A Meas Power (dBm)	Total Corr'd Power (dBm)	Power Limit (dBm)	Power Margin (dB)
142	5710	15.756	15.86	24.00	-8.14

PSD Results

Channel	Frequency (MHz)	Antenna A Meas PSD (dBm)	Total Corr'd PSD (dBm)	PSD Limit (dBm)	PSD Margin (dB)
142	5710	2.336	2.44	11.00	-8.56

UL VERIFICATION SERVICES INC. FORM NO: CCSUP4701J
47173 BENICIA STREET, FREMONT, CA 94538, USA TEL: (510) 771-1000 FAX: (510) 661-0888
This report shall not be reproduced except in full, without the written approval of UL Verification Services Inc.

OUTPUT POWER, CH 142 UNII 2C

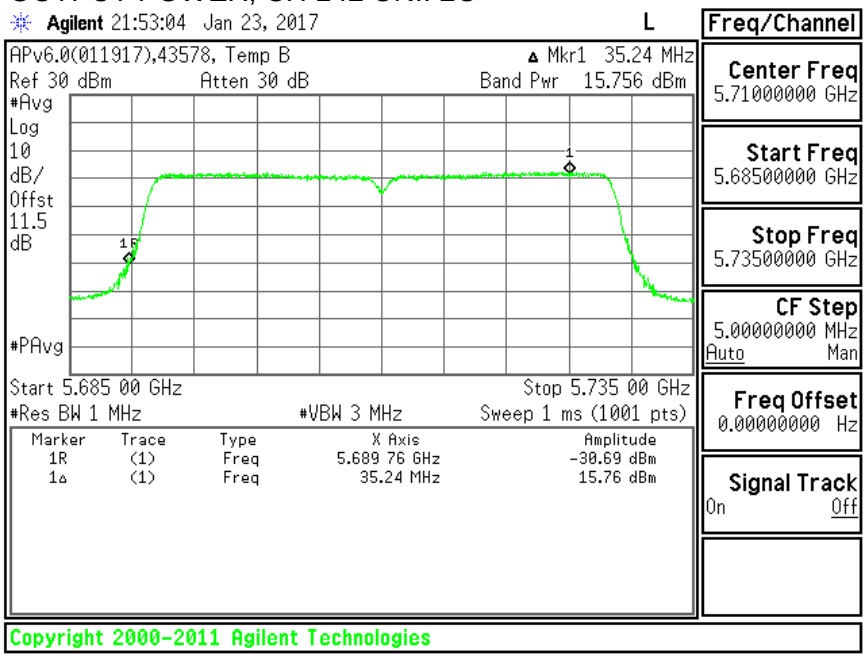

PSD, CH 142 UNII 2C

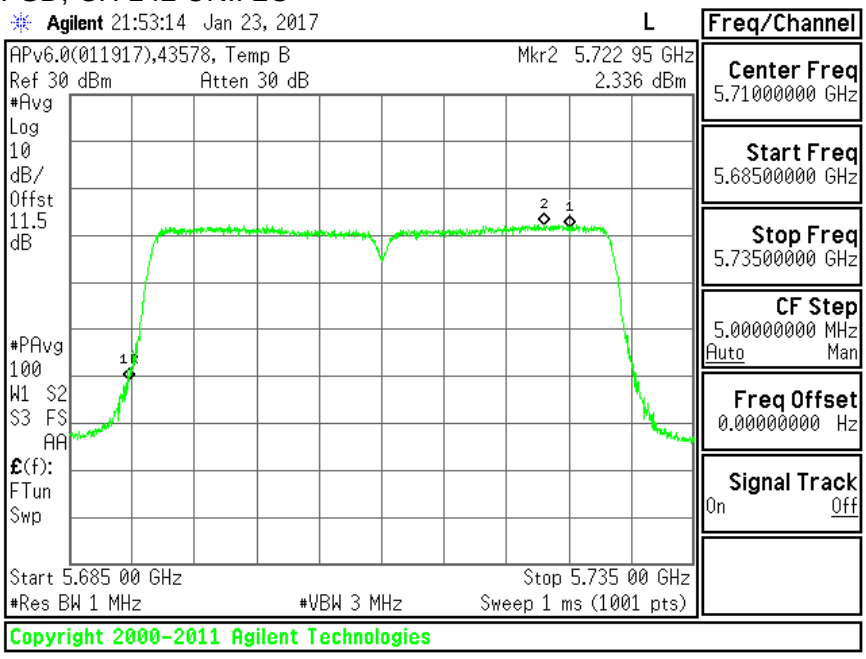

This report shall not be reproduced except in full, without the written approval of UL Verification Services Inc.

UNII-3 BAND

Antenna Gain and Limit

Channel	Frequency (MHz)	Min 26 dB BW (MHz)	Directional Gain (dBi)	Power Limit (dBm)	PSD Limit (dBm)
142	5710	5.24	3.54	30.00	30.00

Duty Cycle CF (dB)	0.10	Included in Calculations of Corr'd Power & PSD

Output Power Results

Channel	Frequency (MHz)	Antenna A Meas Power (dBm)	Total Corr'd Power (dBm)	Power Limit (dBm)	Power Margin (dB)
142	5710	6.434	6.53	30.00	-23.47

PSD Results

Channel	Frequency (MHz)	Antenna A Meas PSD (dBm)	Total Corr'd PSD (dBm)	PSD Limit (dBm)	PSD Margin (dB)
142	5710	-0.625	-0.53	30.00	-30.53

This report shall not be reproduced except in full, without the written approval of UL Verification Services Inc.

OUTPUT POWER, CH 142 UNII 3

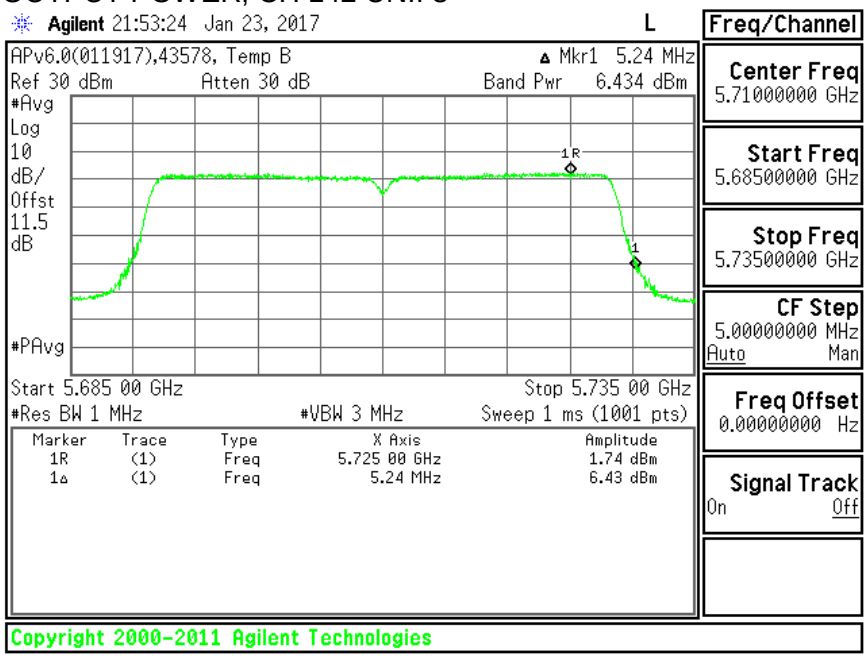

PSD, CH 142 UNII 3

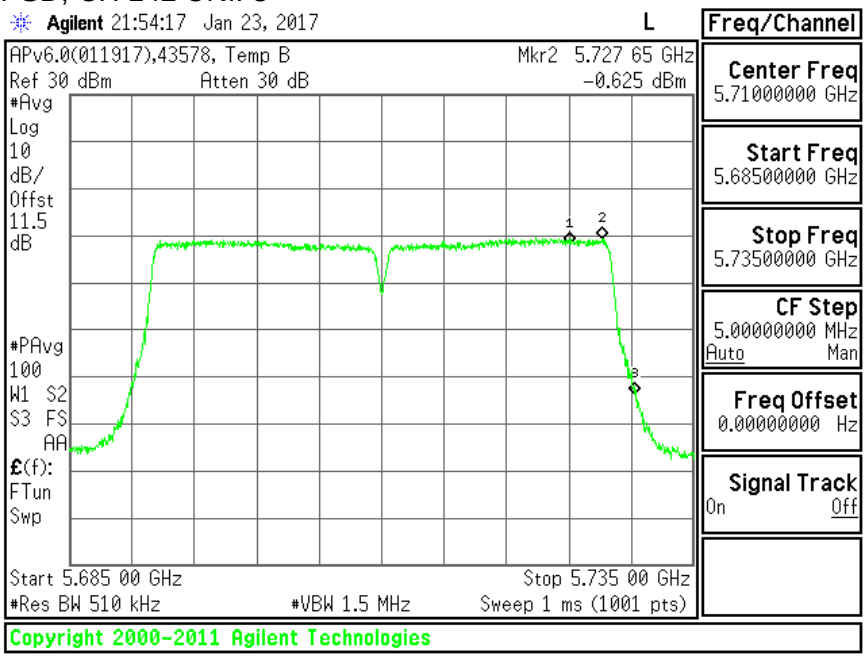

This report shall not be reproduced except in full, without the written approval of UL Verification Services Inc.

8.34.2. 6 dB BANDWIDTH

LIMITS

FCC §15.407 (e)

The minimum 6 dB bandwidth shall be at least 500 kHz.

RESULTS

Channel	Frequency (MHz)	6 dB Bandwidth (MHz)
142	5710	3.200

6 dB BANDWIDTH

6dBc BW, CH 142 UNII 3

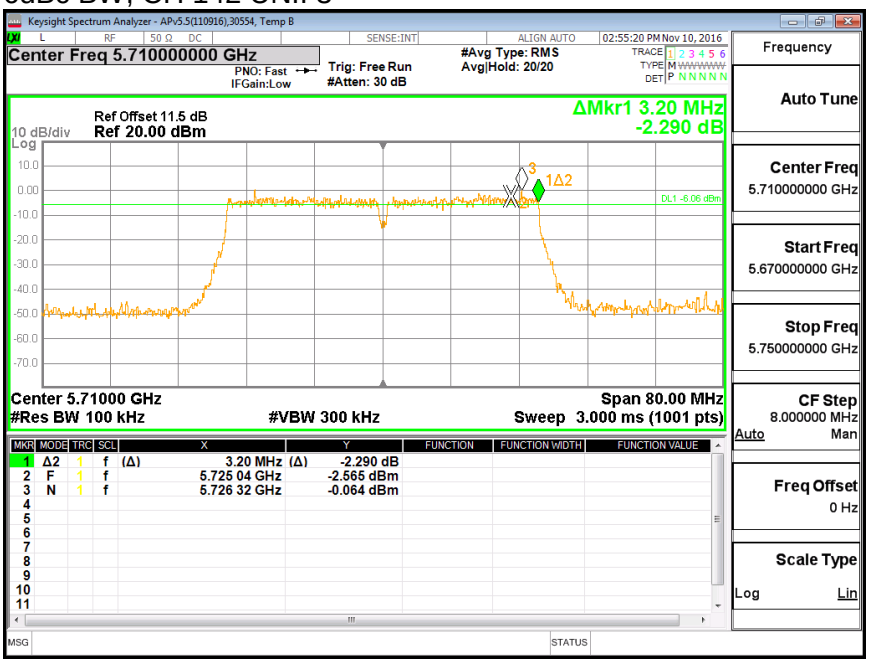

This report shall not be reproduced except in full, without the written approval of UL Verification Services Inc.

8.35. 802.11n HT40 ANTENNA B MODE IN THE 5.6 GHz BAND

8.35.1. 26 dB BANDWIDTH

LIMITS

None; for reporting purposes only.

RESULTS

Channel	Frequency (MHz)	26 dB Bandwidth (MHz)
Low	5510	40.640
Mid	5550	40.560
High	5670	40.400
142	5710	40.400

This report shall not be reproduced except in full, without the written approval of UL Verification Services Inc.

26 dB BANDWIDTH

BANDWIDTH, LOW CH

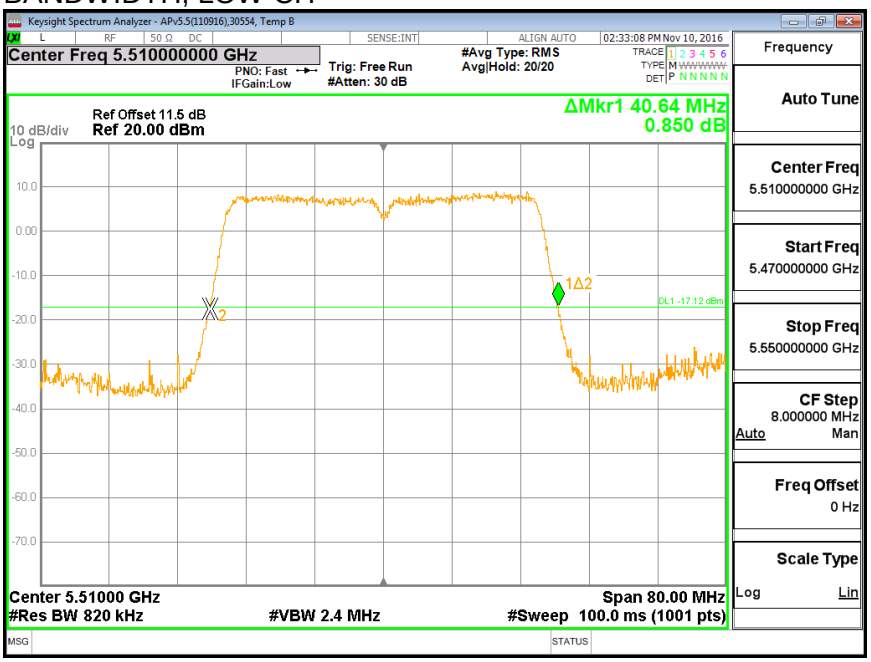

BANDWIDTH, MID CH

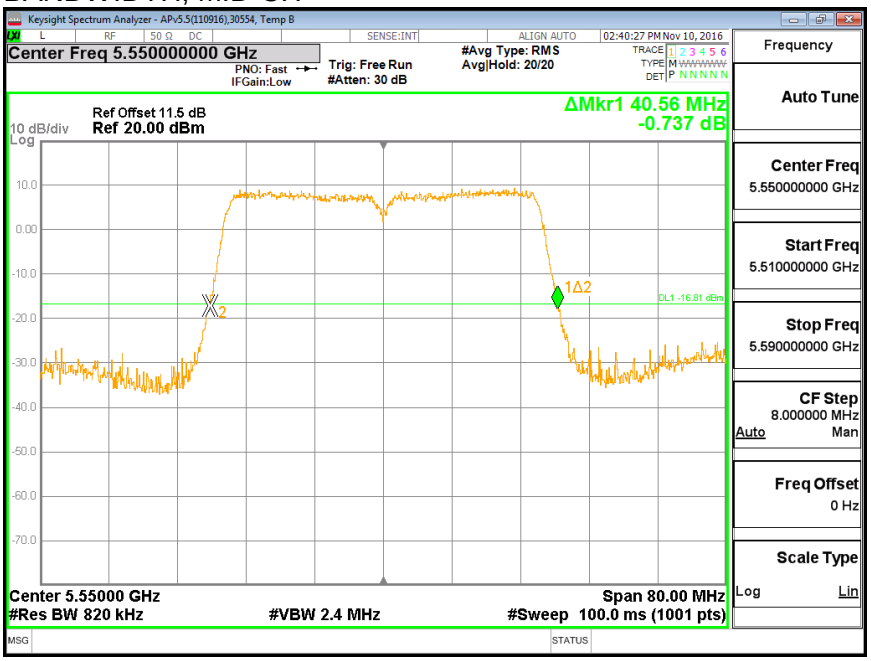

This report shall not be reproduced except in full, without the written approval of UL Verification Services Inc.

BANDWIDTH' HIGH CH

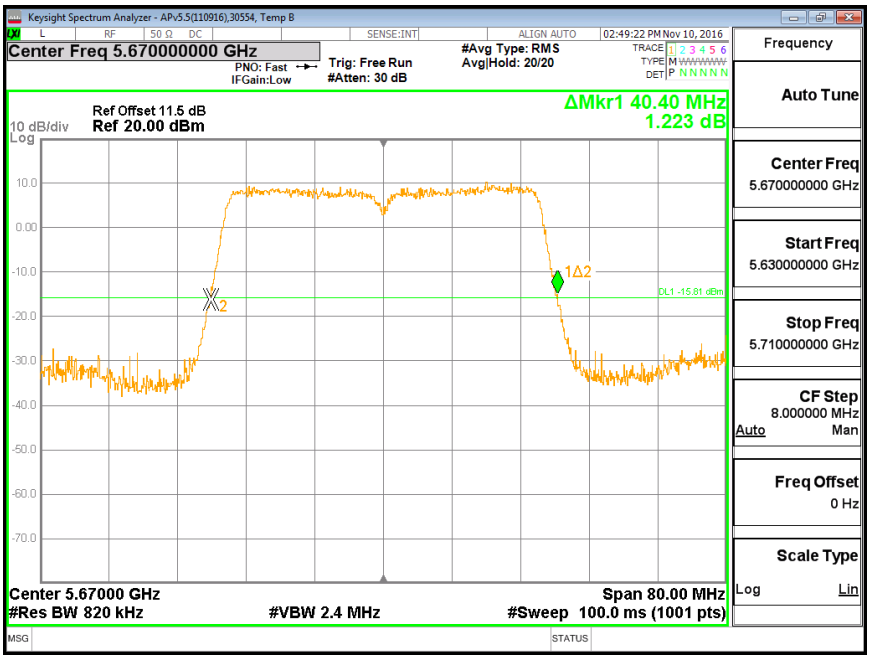

BANDWIDTH STRADDLE CH 142

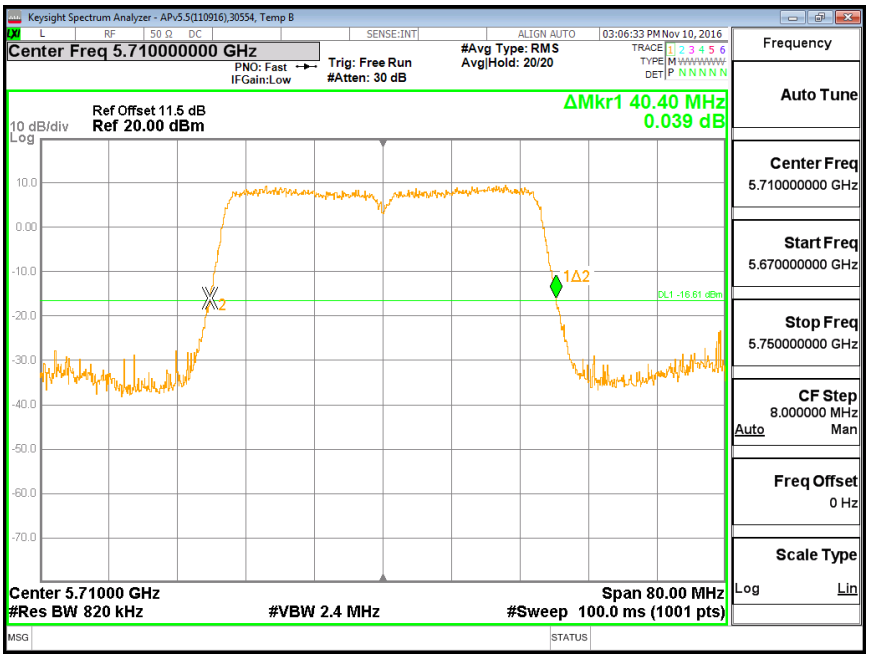

This report shall not be reproduced except in full, without the written approval of UL Verification Services Inc.

8.35.2. 99% BANDWIDTH

LIMITS

None; for reporting purposes only.

RESULTS

Channel	Frequency (MHz)	99% Bandwidth (MHz)
Low	5510	36.310
Mid	5550	36.670
High	5670	36.455
142	5710	36.382

This report shall not be reproduced except in full, without the written approval of UL Verification Services Inc.

99% BANDWIDTH

BANDWIDTH, LOW CH

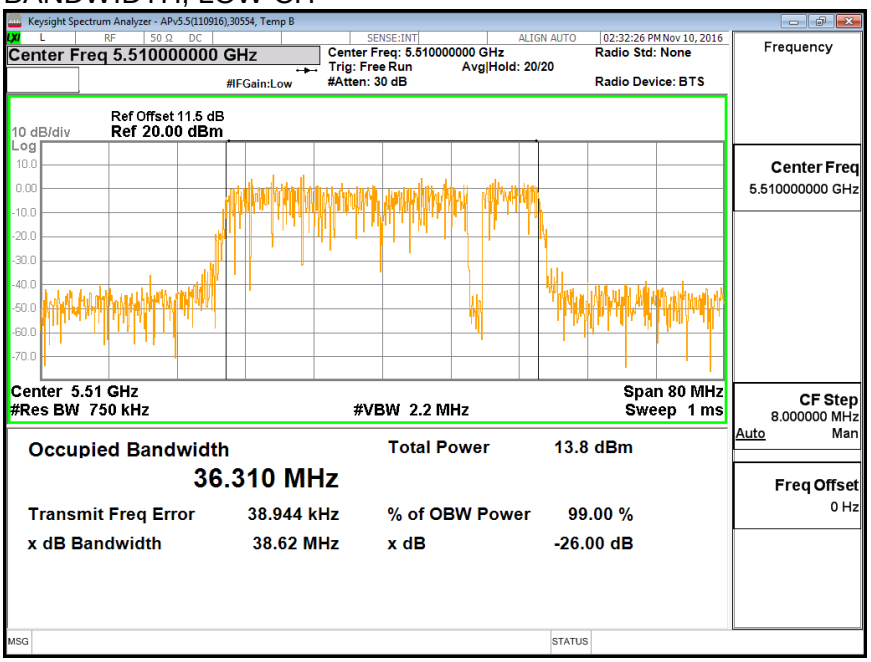

BANDWIDTH, MID CH

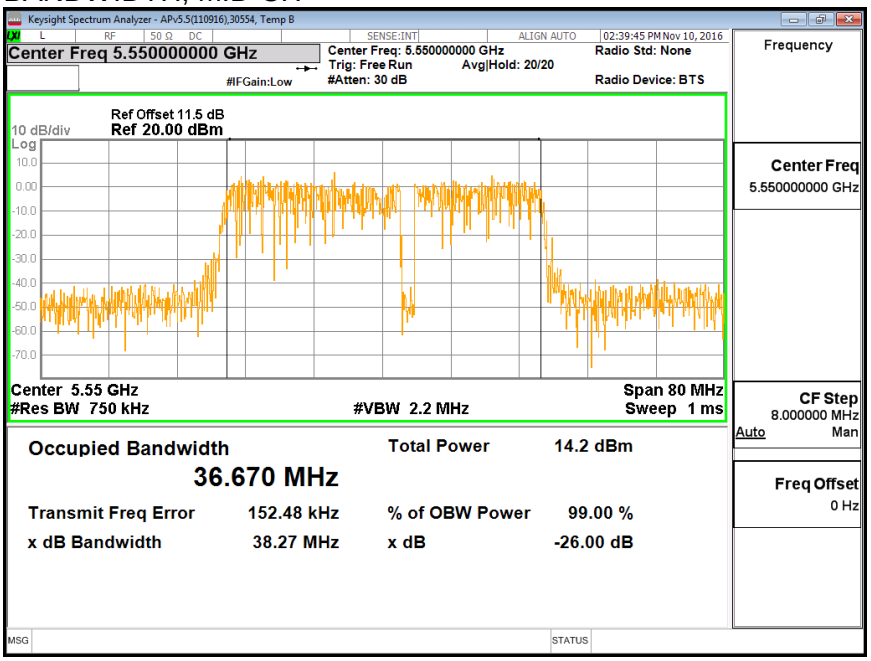

This report shall not be reproduced except in full, without the written approval of UL Verification Services Inc.

BANDWIDTH, HIGH CH

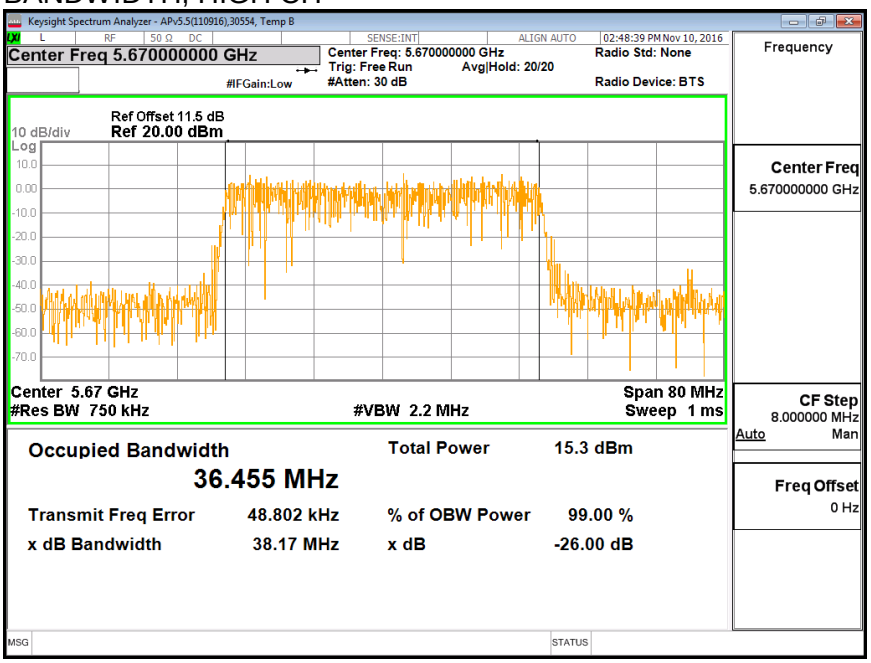

BANDWIDTH, STRADDLE CH 142

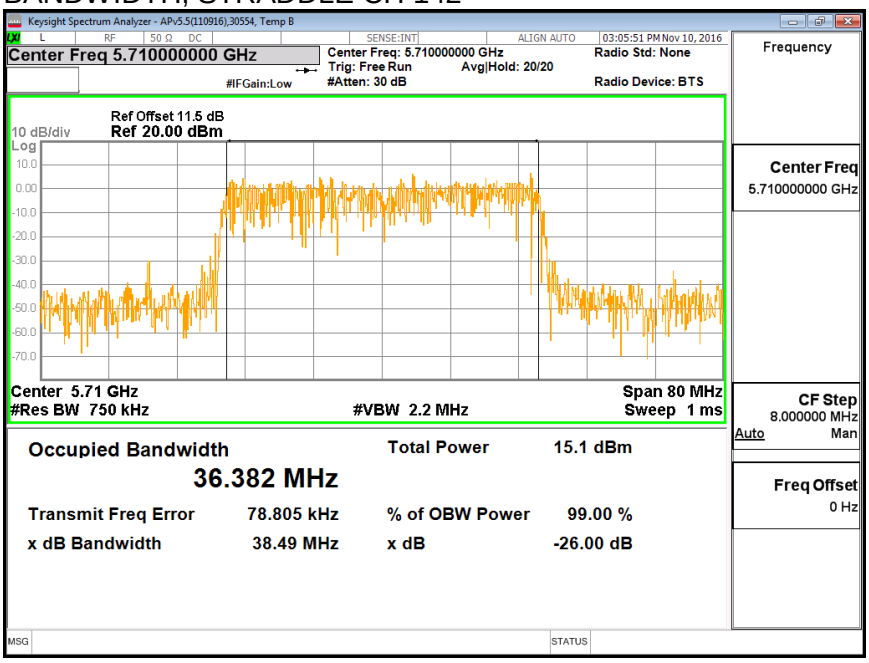

This report shall not be reproduced except in full, without the written approval of UL Verification Services Inc.

8.35.3. AVERAGE POWER

LIMITS

None; for reporting purposes only.

TEST PROCEDURE

Measurements perform using a wideband gated RF power meter.

RESULTS

ID:	39472	Date:	12/14/16

Channel	Frequency (MHz)	Power (dBm)
Low	5510	13.88
Mid	5550	16.81
High	5670	15.98
142	5710	16.86

UL VERIFICATION SERVICES INC. FORM NO: CCSUP4701J
47173 BENICIA STREET, FREMONT, CA 94538, USA TEL: (510) 771-1000 FAX: (510) 661-0888
This report shall not be reproduced except in full, without the written approval of UL Verification Services Inc.

8.35.4. OUTPUT POWER AND PSD

LIMITS

FCC §15.407 (a) (2)

For the band 5.47–5.725 GHz, the maximum conducted output power over the frequency band of operation shall not exceed the lesser of 250 mW or 11 dBm + 10 log B, where B is the 26–dB emission bandwidth in MHz. In addition, the peak power spectral density shall not exceed 11 dBm in any 1–MHz band. If transmitting antennas of directional gain greater than 6 dBi are used, both the maximum conducted output power and the peak power spectral density shall be reduced by the amount in dB that the directional gain of the antenna exceeds 6 dBi.

TEST PROCEDURE

Measurements perform using a wideband gated RF power meter provided that the gate parameters are adjusted such that the power is measured only when the EUT is transmitting at its maximum power control level. Since the measurement is made only during the ON time of the transmitter, no duty cycle correction factor is required.

Straddle channel power is measured using PXA spectrum analyzer, duty cycle correction factor is required.

DIRECTIONAL ANTENNA GAIN

There is only one transmitter output therefore the directional gain is equal to the antenna gain.

This report shall not be reproduced except in full, without the written approval of UL Verification Services Inc.

RESULTS

ID:	39472	Date:	12/14/16

Bandwidth, Antenna Gain, and Limits

Channel	Frequency (MHz)	Min 26 dB BW (MHz)	Min 99% BW (MHz)	Directional Gain (dBi)	Power Limit (dBm)	PSD Limit (dBm)
Low	5510	40.64	36.310	3.17	24.00	11.00
Mid	5550	40.56	36.670	3.17	24.00	11.00
High	5670	40.40	36.455	3.17	24.00	11.00

Duty Cycle CF (dB)	0.10	Included in Calculations of Corr'd PSD

Output Power Results

Channel	Frequency (MHz)	Antenna B Meas Power (dBm)	Total Corr'd Power (dBm)	Power Limit (dBm)	Power Margin (dB)
Low	5510	13.88	13.88	24.00	-10.12
Mid	5550	16.81	16.81	24.00	-7.19
High	5670	15.98	15.98	24.00	-8.02

PSD Results

Channel	Frequency (MHz)	Antenna B Meas PSD (dBm)	Total Corr'd PSD (dBm)	PSD Limit (dBm)	PSD Margin (dB)
Low	5510	2.93	3.03	11.00	-7.97
Mid	5550	3.01	3.11	11.00	-7.89
High	5670	3.16	3.26	11.00	-7.74

UL VERIFICATION SERVICES INC. FORM NO: CCSUP4701J
47173 BENICIA STREET, FREMONT, CA 94538, USA TEL: (510) 771-1000 FAX: (510) 661-0888
This report shall not be reproduced except in full, without the written approval of UL Verification Services Inc.

PSD

PSD, LOW CH

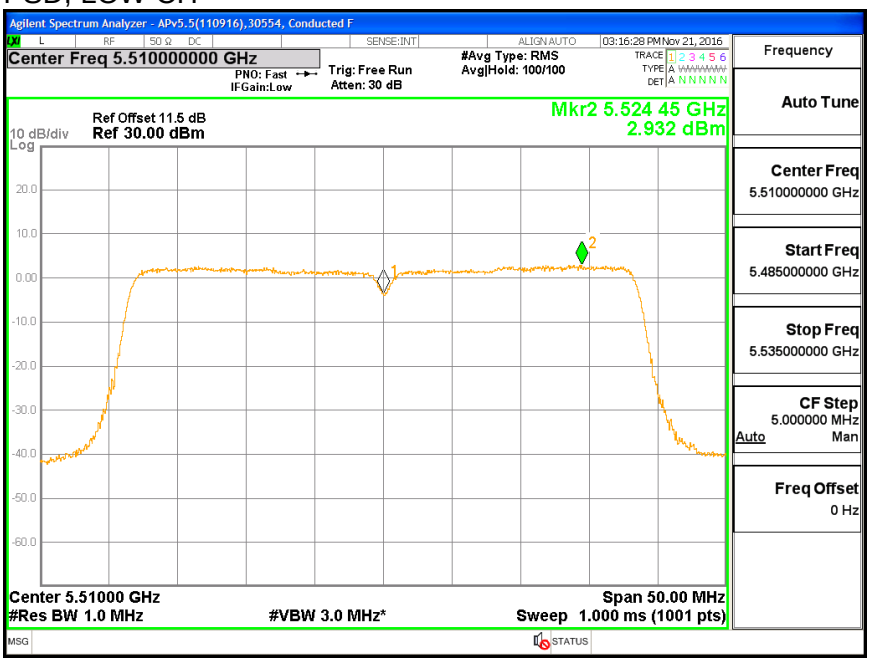

PSD, MID CH

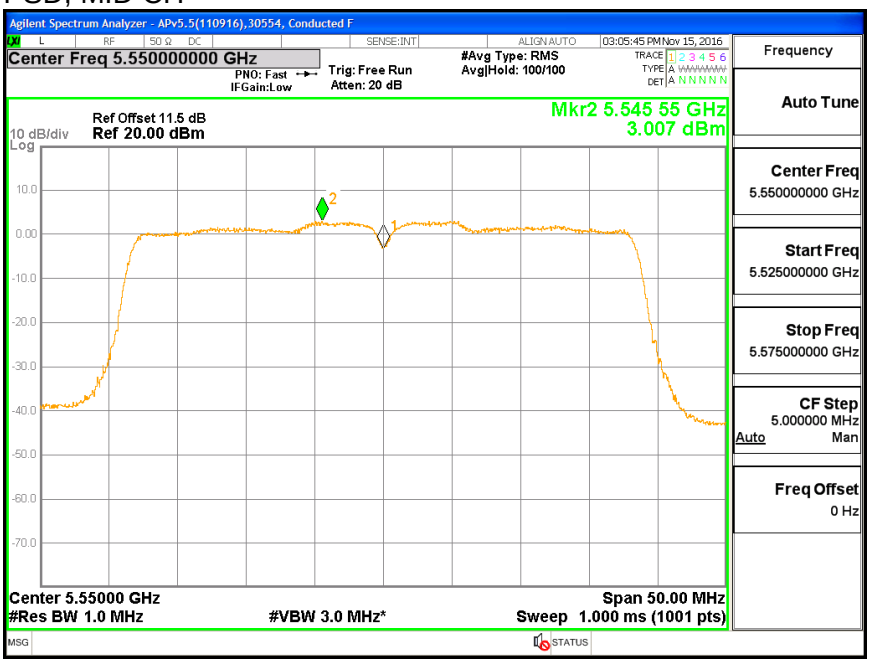

This report shall not be reproduced except in full, without the written approval of UL Verification Services Inc.

PSD, HIGH CH

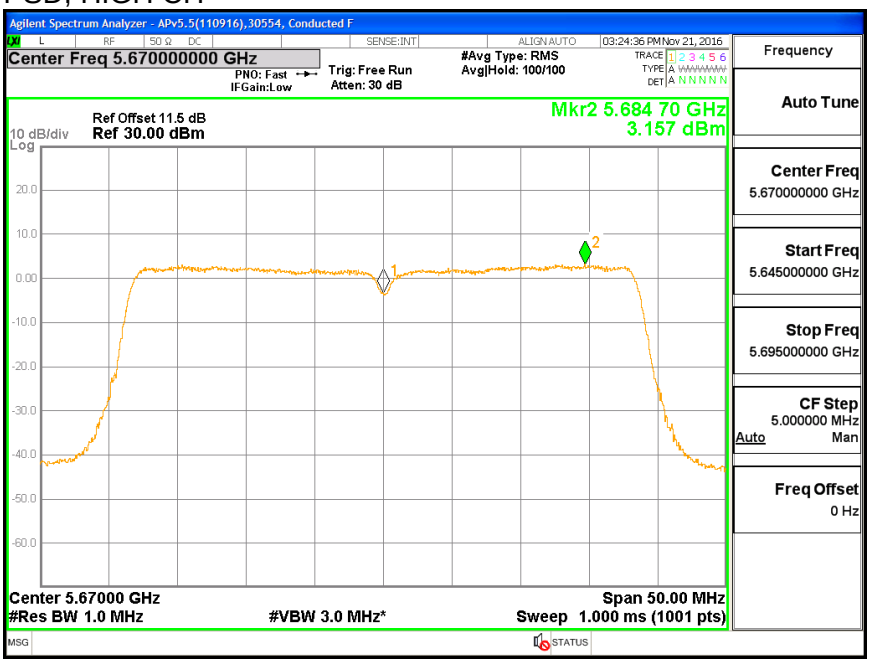

This report shall not be reproduced except in full, without the written approval of UL Verification Services Inc.

8.36. 802.11ac VHT40 ANTENNA B STRADDLE CH 142 RESULTS

8.36.1. OUTPUT POWER AND PSD

UNII-2C BAND

Bandwidth, Antenna Gain, and Limits

Channel	Frequency (MHz)	Min 26 dB BW (MHz)	Directional Gain for Power (dBi)	Directional Gain for PSD (dBi)	Power Limit (dBm)	PSD Limit (dBm)
142	5710	35.20	3.17	3.17	24.00	11.00

Duty Cycle CF (dB)	0.10	Included in Calculations of Corr'd Power & PSD

Output Power Results

Channel	Frequency (MHz)	Antenna B Meas Power (dBm)	Total Corr'd Power (dBm)	Power Limit (dBm)	Power Margin (dB)
142	5710	16.421	16.58	24.00	-7.42

PSD Results

Channel	Frequency (MHz)	Antenna B Meas PSD (dBm)	Total Corr'd PSD (dBm)	PSD Limit (dBm)	PSD Margin (dB)
142	5710	3.200	3.30	11.00	-7.70

Note: Duty cycle same as HT40

UL VERIFICATION SERVICES INC. FORM NO: CCSUP4701J
47173 BENICIA STREET, FREMONT, CA 94538, USA TEL: (510) 771-1000 FAX: (510) 661-0888
This report shall not be reproduced except in full, without the written approval of UL Verification Services Inc.

OUTPUT POWER, CH 142 UNII 2C

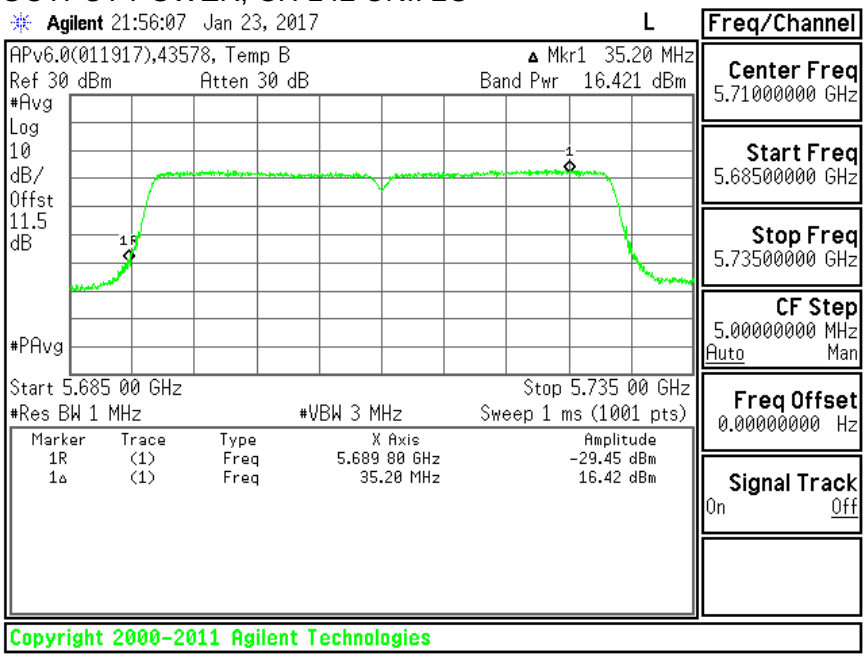

PSD, CH 142 UNII 2C

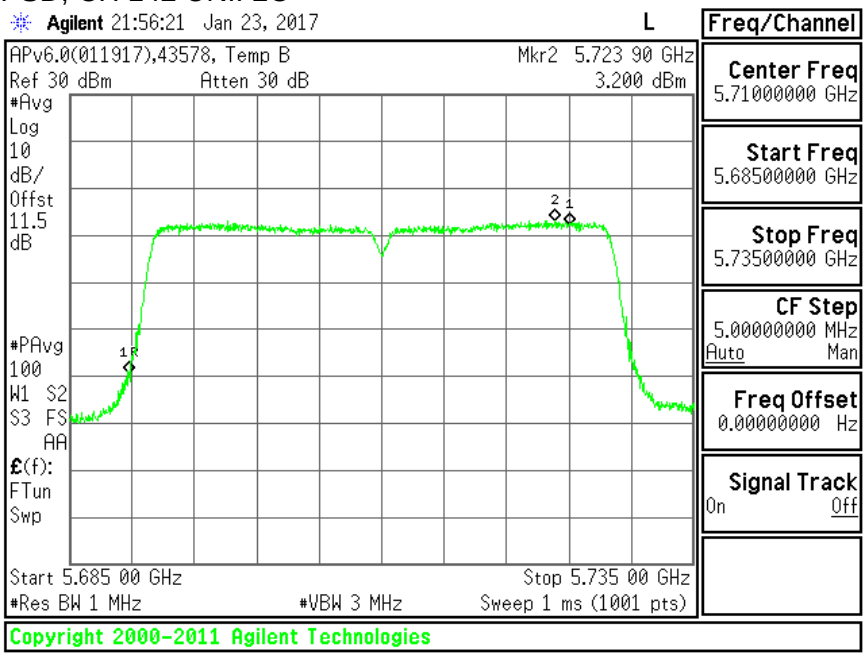

This report shall not be reproduced except in full, without the written approval of UL Verification Services Inc.

UNII-3 BAND

Antenna Gain and Limit

Channel	Frequency (MHz)	Min 26 dB BW (MHz)	Directional Gain (dBi)	Power Limit (dBm)	PSD Limit (dBm)
142	5710	5.20	3.21	30.00	30.00

Duty Cycle CF (dB)	0.10	Included in Calculations of Corr'd Power & PSD

Output Power Results

Channel	Frequency (MHz)	Antenna B Meas Power (dBm)	Total Corr'd Power (dBm)	Power Limit (dBm)	Power Margin (dB)
142	5710	7.037	7.14	30.00	-22.86

PSD Results

Channel	Frequency (MHz)	Antenna B Meas PSD (dBm)	Total Corr'd PSD (dBm)	PSD Limit (dBm)	PSD Margin (dB)
142	5710	0.017	0.12	30.00	-29.88

UL VERIFICATION SERVICES INC. FORM NO: CCSUP4701J
47173 BENICIA STREET, FREMONT, CA 94538, USA TEL: (510) 771-1000 FAX: (510) 661-0888
This report shall not be reproduced except in full, without the written approval of UL Verification Services Inc.

OUTPUT POWER, CH 142 UNII 3

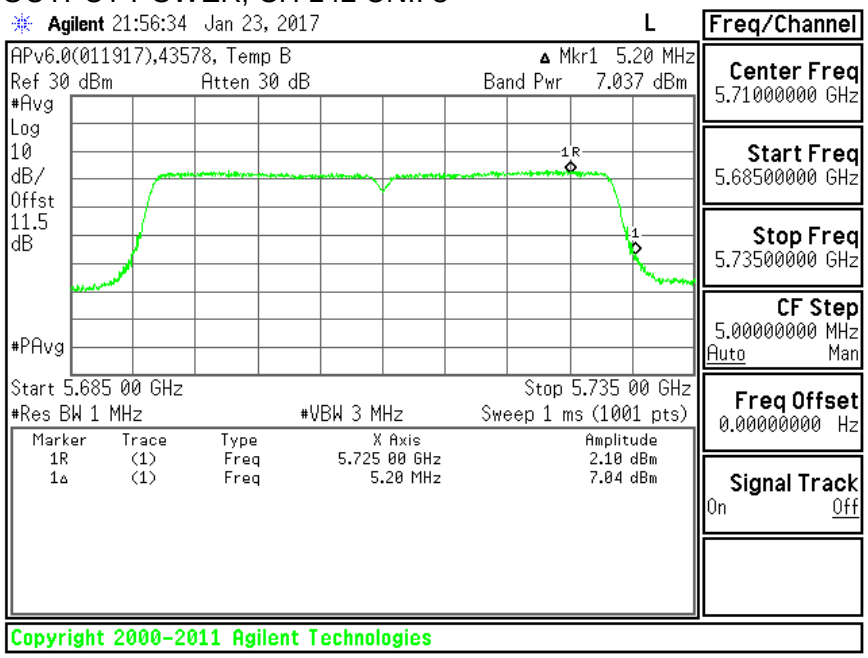

PSD, CH 142 UNII 3

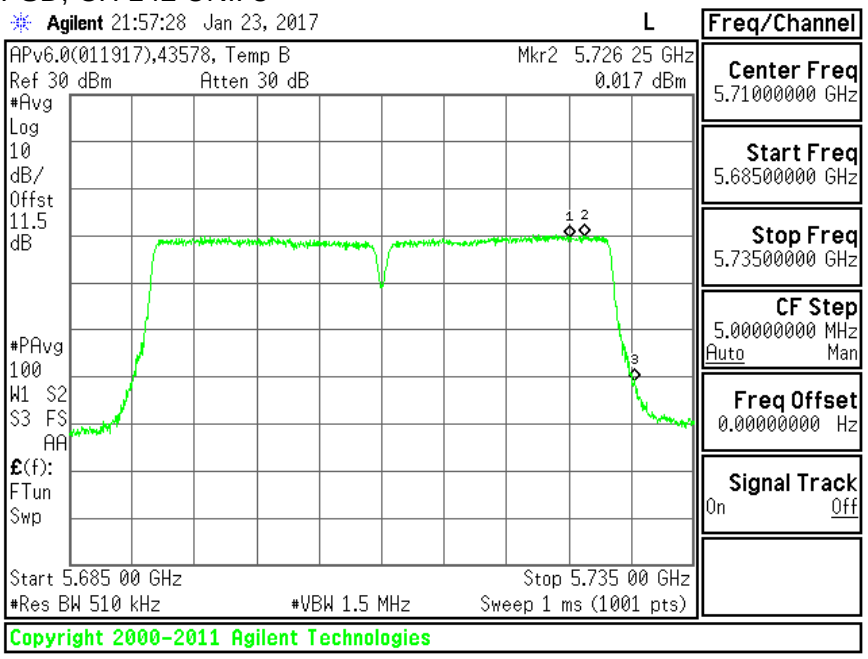

This report shall not be reproduced except in full, without the written approval of UL Verification Services Inc.

8.36.2. 6 dB BANDWIDTH

LIMITS

FCC §15.407 (e)

The minimum 6 dB bandwidth shall be at least 500 kHz.

RESULTS

Channel	Frequency (MHz)	6 dB Bandwidth (MHz)
142	5710	3.200

6 dB BANDWIDTH

6dBc BW, CH 142 UNII 3

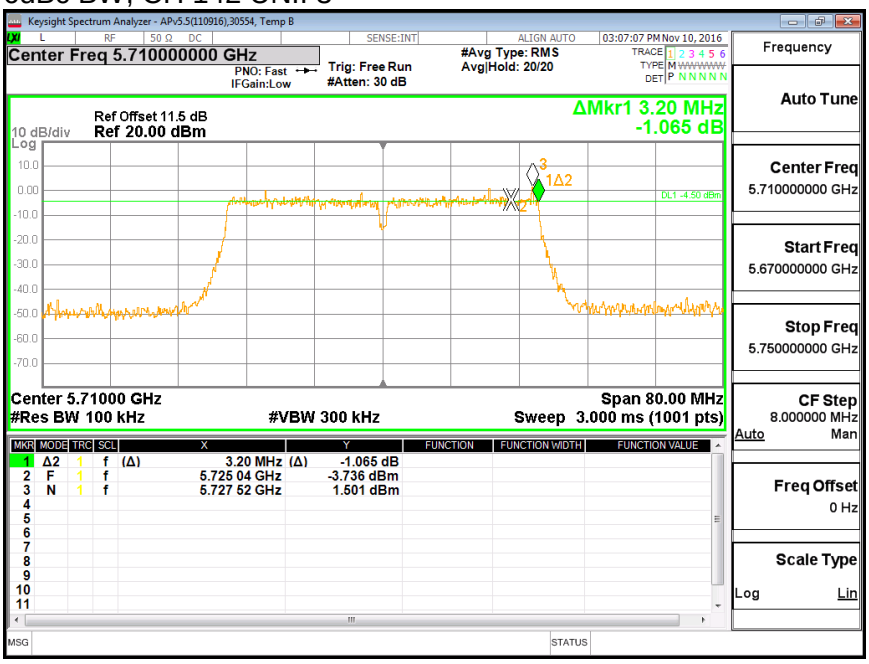

This report shall not be reproduced except in full, without the written approval of UL Verification Services Inc.

8.37. 802.11n HT40 2Tx (ANTENNA A + ANTENNA B) CDD MODE IN THE 5.6 GHz BAND

8.37.1. 26 dB BANDWIDTH

LIMITS

None; for reporting purposes only.

RESULTS

Channel	Frequency (MHz)	26 dB BW Antenna A (MHz)	26 dB BW Antenna B (MHz)
Low	5510	40.480	40.560
Mid	5550	40.640	40.560
High	5670	40.400	40.560
142	5710	40.480	40.720

This report shall not be reproduced except in full, without the written approval of UL Verification Services Inc.

26 dB BANDWIDTH, ANTENNA A

BANDWIDTH, LOW CH

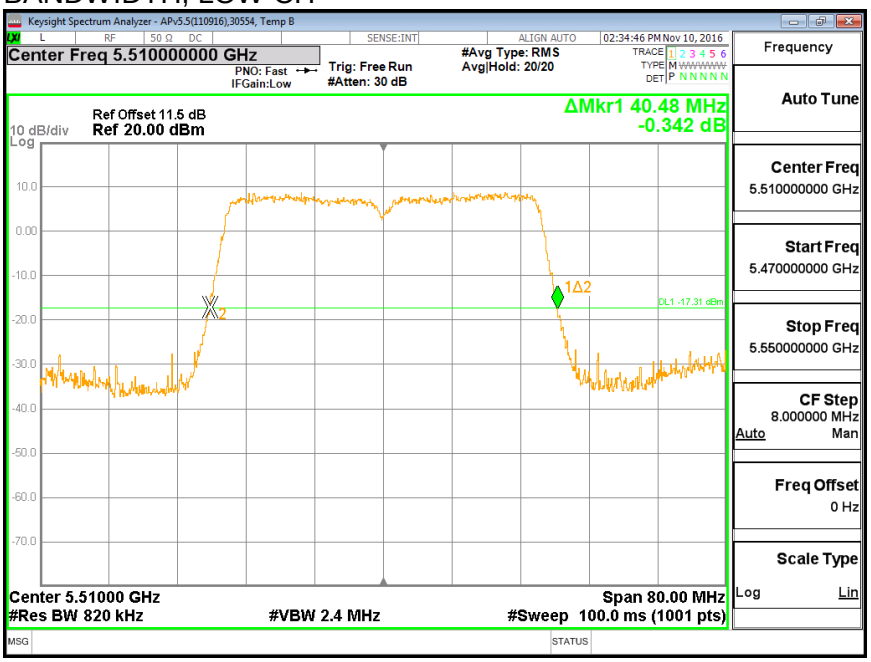

BANDWIDTH, MID CH

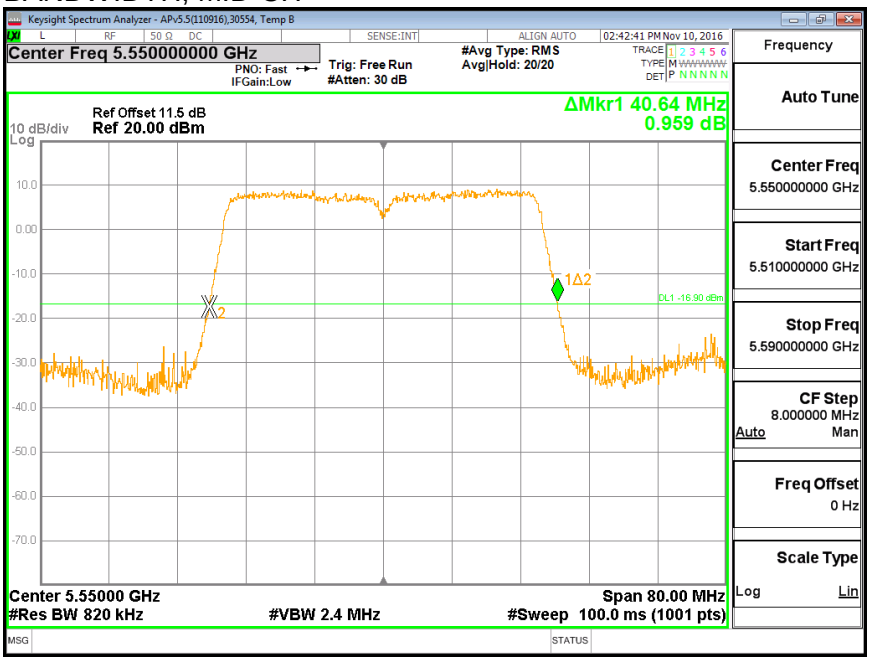

This report shall not be reproduced except in full, without the written approval of UL Verification Services Inc.

BANDWIDTH, HIGH CH

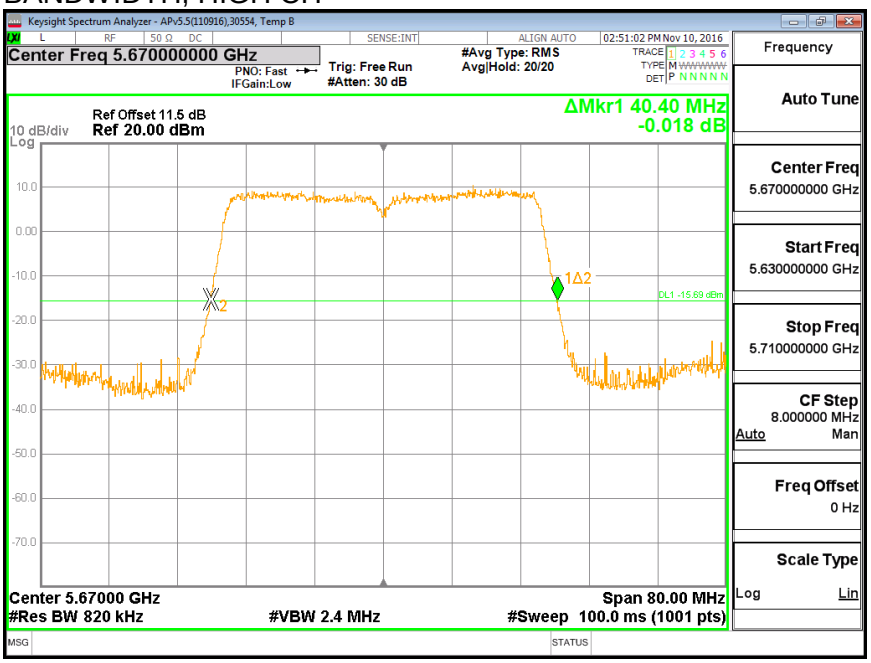

BANDWIDTH, STRADDLE CH 142

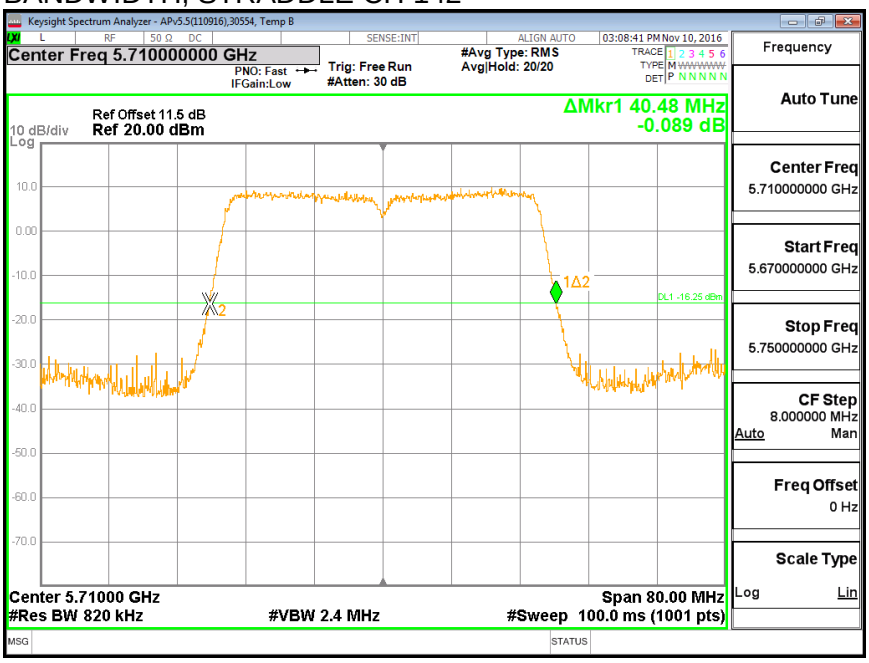

This report shall not be reproduced except in full, without the written approval of UL Verification Services Inc.

26 dB BANDWIDTH, ANTENNA B

BANDWIDTH, LOW CH

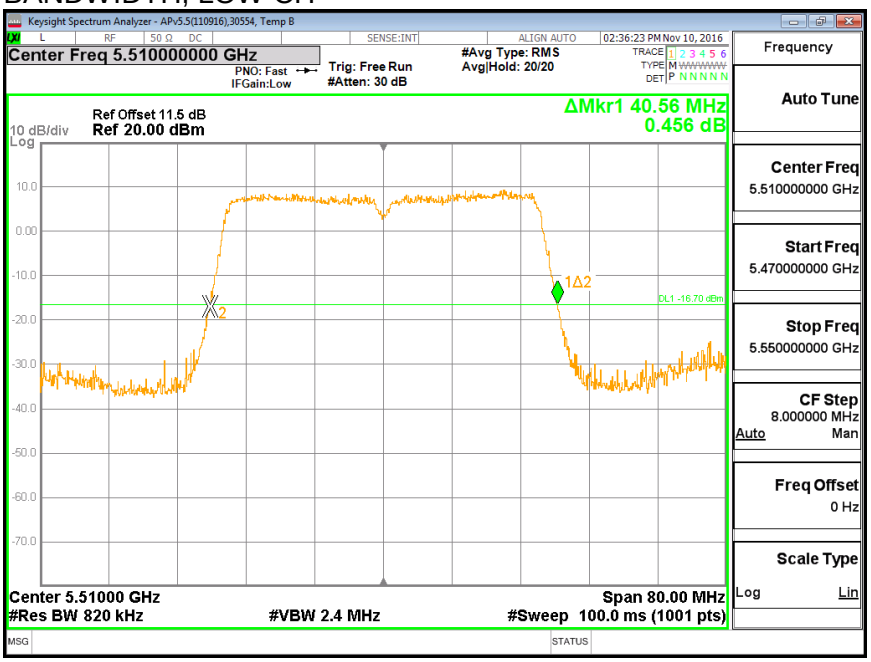

BANDWIDTH, MID CH

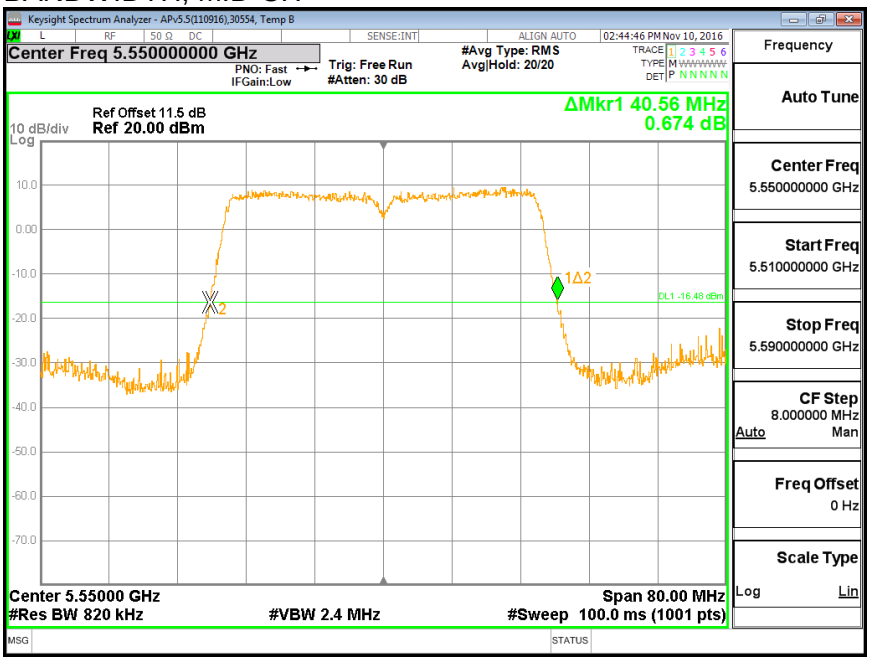

This report shall not be reproduced except in full, without the written approval of UL Verification Services Inc.

BANDWIDTH, HIGH CH

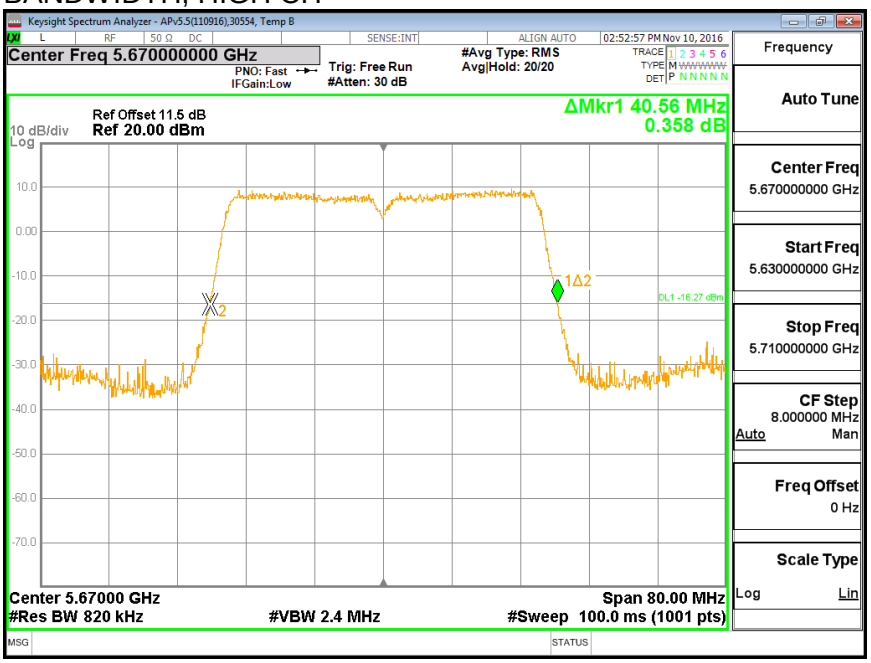

BANDWIDTH, STRADDLE CH 142

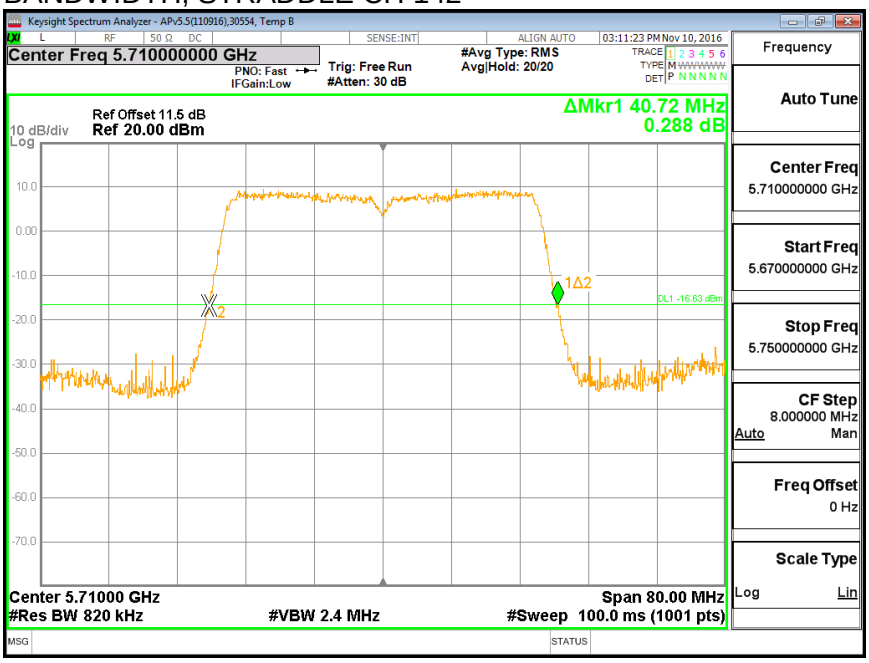

This report shall not be reproduced except in full, without the written approval of UL Verification Services Inc.

8.37.2. 99% BANDWIDTH

LIMITS

None; for reporting purposes only.

RESULTS

Channel	Frequency (MHz)	99% BW Antenna A (MHz)	99% BW Antenna B (MHz)
Low	5510	36.282	36.449
Mid	5550	36.637	36.380
High	5670	36.501	36.391
142	5710	36.522	36.568

This report shall not be reproduced except in full, without the written approval of UL Verification Services Inc.

99% BANDWIDTH, ANTENNA A

99% BANDWIDTH, LOW CH

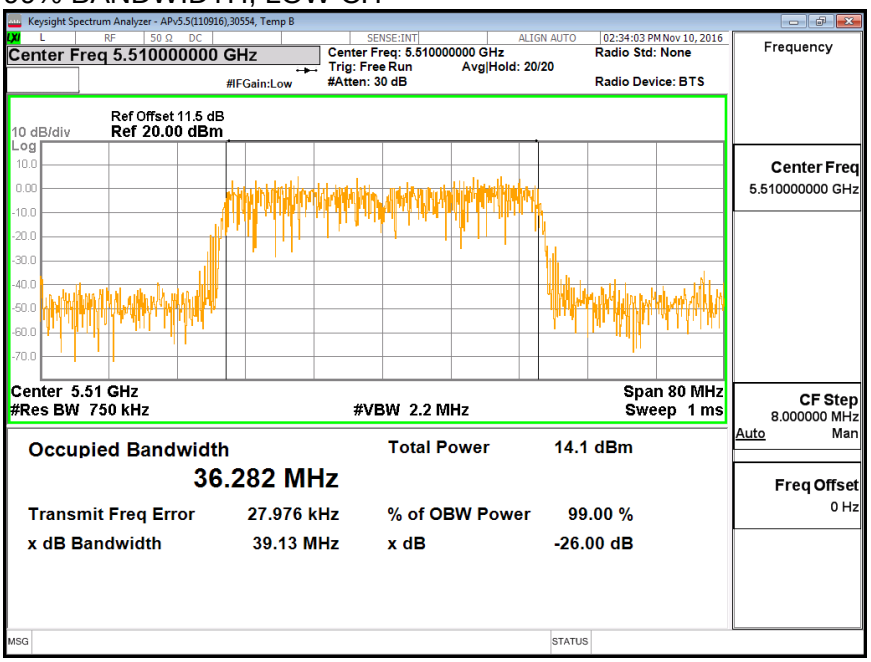

99% BANDWIDTH, MID CH

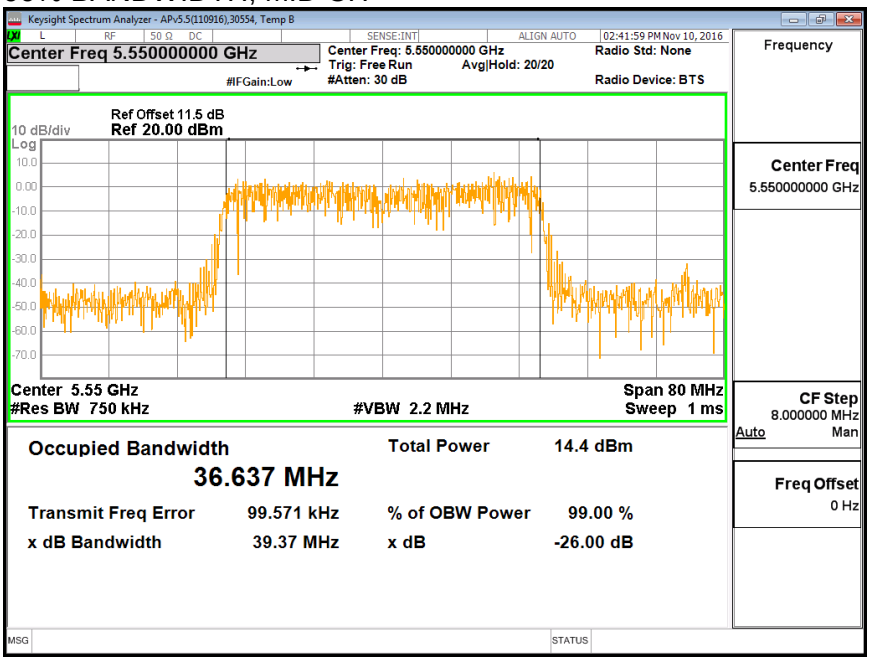

This report shall not be reproduced except in full, without the written approval of UL Verification Services Inc.

99% BANDWIDTH, HIGH CH

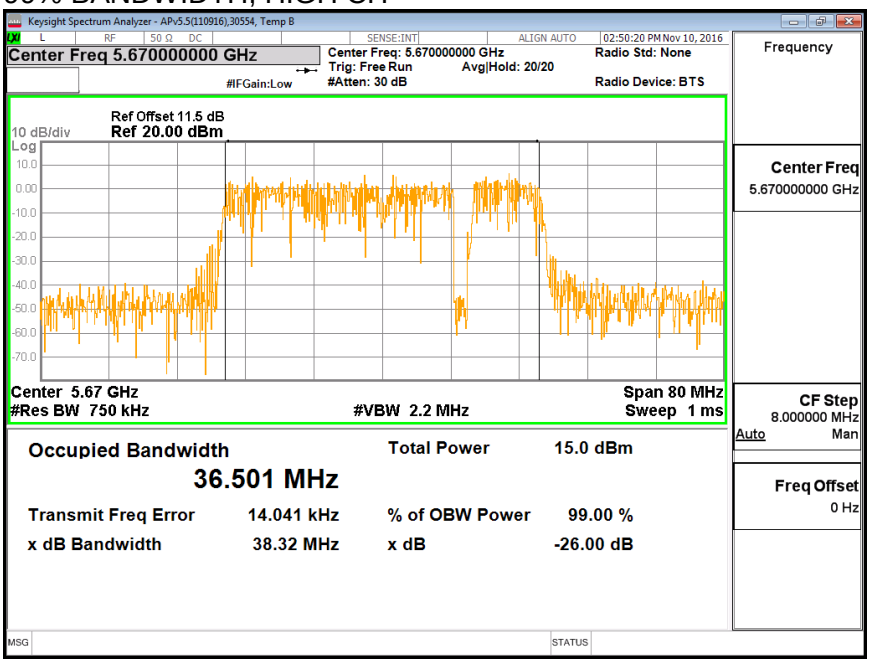

99% BANDWIDTH, STRADDLE CH 142

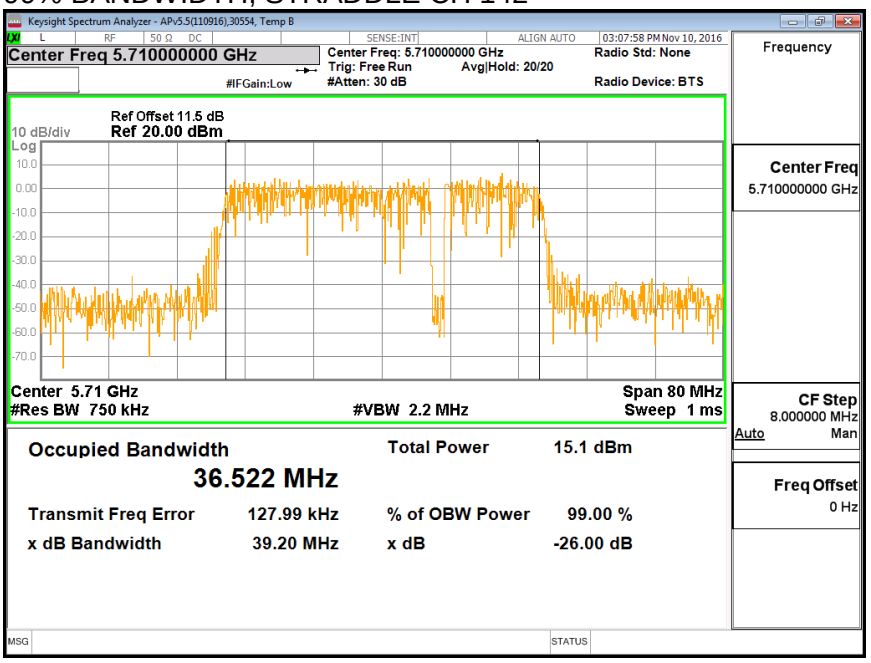

This report shall not be reproduced except in full, without the written approval of UL Verification Services Inc.

99% BANDWIDTH, ANTENNA B

99% BANDWIDTH, LOW CH

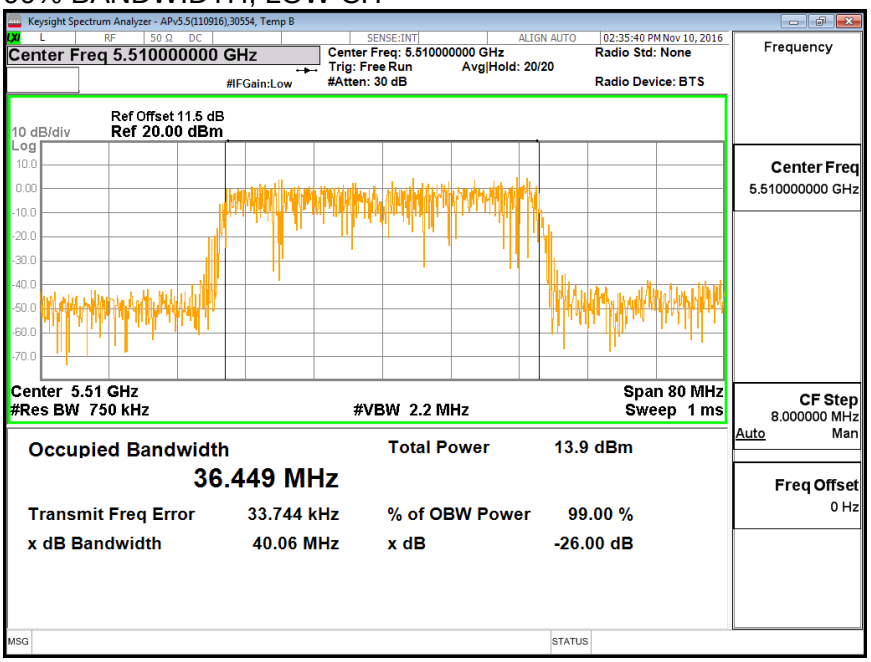

99% BANDWIDTH, MID CH

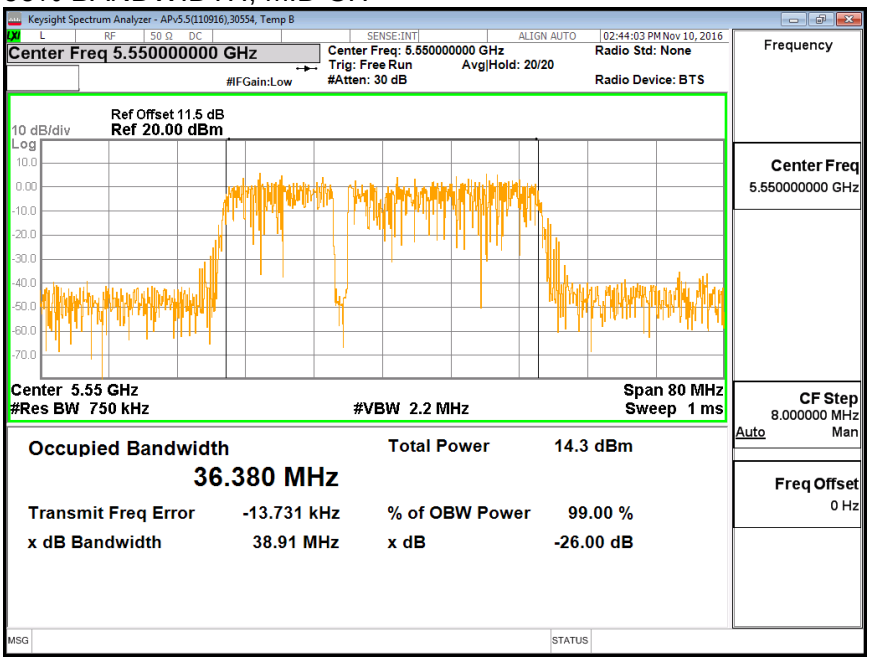

This report shall not be reproduced except in full, without the written approval of UL Verification Services Inc.

99% BANDWIDTH, HIGH CH

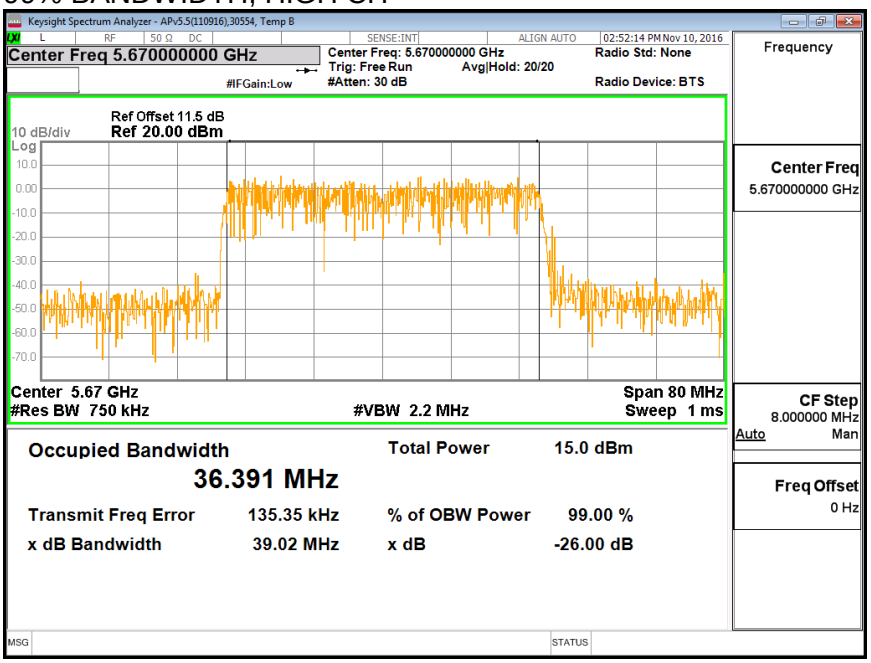

99% BANDWIDTH, STRADDLE CH 142

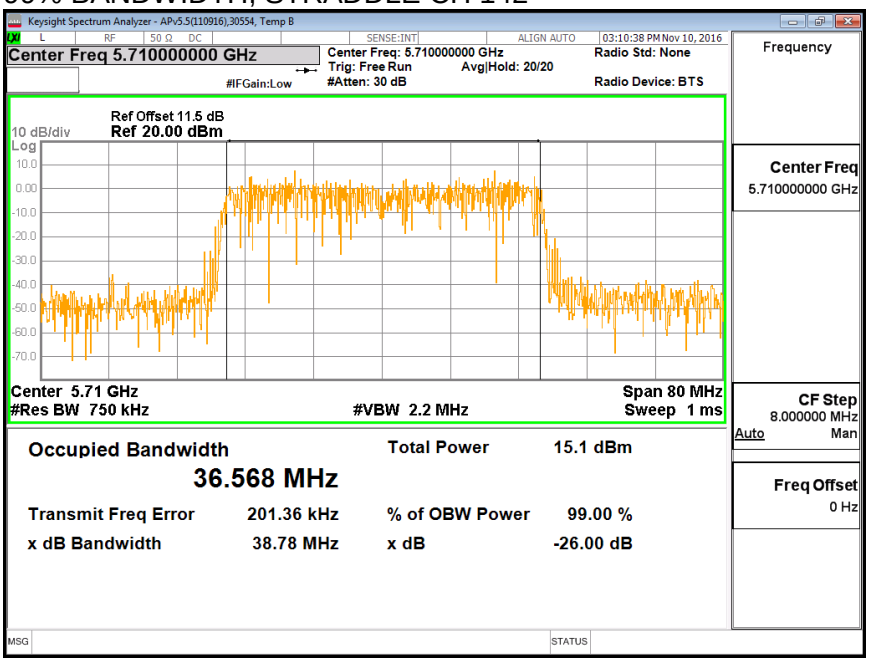

UL VERIFICATION SERVICES INC. FORM NO: CCSUP4701J
47173 BENICIA STREET, FREMONT, CA 94538, USA TEL: (510) 771-1000 FAX: (510) 661-0888
This report shall not be reproduced except in full, without the written approval of UL Verification Services Inc.

8.37.3. AVERAGE POWER

LIMITS

None; for reporting purposes only.

TEST PROCEDURE

Measurements perform using a wideband gated RF power meter.

RESULTS

ID:	39316	Date:	12/14/16

Average Power Results

Channel	Frequency (MHz)	Antenna A Power (dBm)	Antenna B Power (dBm)	Total Power (dBm)
Low	5510	12.98	12.95	15.98
Mid	5550	16.39	16.94	19.68
High	5670	14.95	14.96	17.97
142	5710	16.46	16.97	19.73

UL VERIFICATION SERVICES INC. FORM NO: CCSUP4701J
47173 BENICIA STREET, FREMONT, CA 94538, USA TEL: (510) 771-1000 FAX: (510) 661-0888
This report shall not be reproduced except in full, without the written approval of UL Verification Services Inc.

8.37.4. OUTPUT POWER AND PSD

LIMITS

FCC §15.407 (a) (2)

For the band 5.47–5.725 GHz, the maximum conducted output power over the frequency band of operation shall not exceed the lesser of 250 mW or 11 dBm + 10 log B, where B is the 26–dB emission bandwidth in MHz. In addition, the maximum power spectral density shall not exceed 11 dBm in any 1–MHz band. If transmitting antennas of directional gain greater than 6 dBi are used, both the maximum conducted output power and the peak power spectral density shall be reduced by the amount in dB that the directional gain of the antenna exceeds 6 dBi.

TEST PROCEDURE

Measurements perform using a wideband gated RF power meter provided that the gate parameters are adjusted such that the power is measured only when the EUT is transmitting at its maximum power control level. Since the measurement is made only during the ON time of the transmitter, no duty cycle correction factor is required.

Straddle channel power is measured using PXA spectrum analyzer, duty cycle correction factor is required.

UL VERIFICATION SERVICES INC. FORM NO: CCSUP4701J
47173 BENICIA STREET, FREMONT, CA 94538, USA TEL: (510) 771-1000 FAX: (510) 661-0888
This report shall not be reproduced except in full, without the written approval of UL Verification Services Inc.

DIRECTIONAL ANTENNA GAIN

The TX chains are uncorrelated and the antenna gain is unequal among the chains. The directional gain is:

Antenna A Gain (dBi)	Antenna B Gain (dBi)	Uncorrelated Chains Directional Gain (dBi)
3.39	3.17	3.28

The TX chains are correlated and the antenna gain is unequal among the chains. The directional gain is:

Antenna A Gain (dBi)	Antenna B Gain (dBi)	Correlated Chains Directional Gain (dBi)
3.39	3.17	6.29

UL VERIFICATION SERVICES INC. FORM NO: CCSUP4701J
47173 BENICIA STREET, FREMONT, CA 94538, USA TEL: (510) 771-1000 FAX: (510) 661-0888
This report shall not be reproduced except in full, without the written approval of UL Verification Services Inc.

RESULTS

ID:	39316	Date:	12/14/16

Bandwidth, Antenna Gain and Limits

Channel	Frequency (MHz)	Min 26 dB BW (MHz)	Min 99% BW (MHz)	Directional Gain for Power (dBi)	Directional Gain for PSD (dBi)	Power Limit (dBm)	PSD Limit (dBm)
Low	5510	40.48	36.282	3.28	6.29	24.00	10.71
Mid	5550	40.56	36.38	3.28	6.29	24.00	10.71
High	5670	40.40	36.391	3.28	6.29	24.00	10.71

Duty Cycle CF (dB)	0.10	Included in Calculations of Corr'd PSD

Output Power Results

Channel	Frequency (MHz)	Antenna A Meas Power (dBm)	Antenna B Meas Power (dBm)	Total Corr'd Power (dBm)	Power Limit (dBm)	Power Margin (dB)
Low	5510	12.98	12.95	15.98	24.00	-8.02
Mid	5550	16.39	16.94	19.68	24.00	-4.32
High	5670	14.95	14.96	17.97	24.00	-6.03

PSD Results

Channel	Frequency (MHz)	Antenna A Meas PSD (dBm)	Antenna B Meas PSD (dBm)	Total Corr'd PSD (dBm)	PSD Limit (dBm)	PSD Margin (dB)
Low	5510	3.042	3.333	6.30	10.71	-4.41
Mid	5550	3.016	3.071	6.15	10.71	-4.56
High	5670	2.960	3.128	6.16	10.71	-4.55

This report shall not be reproduced except in full, without the written approval of UL Verification Services Inc.

PSD, ANTENNA A

PSD, LOW CH

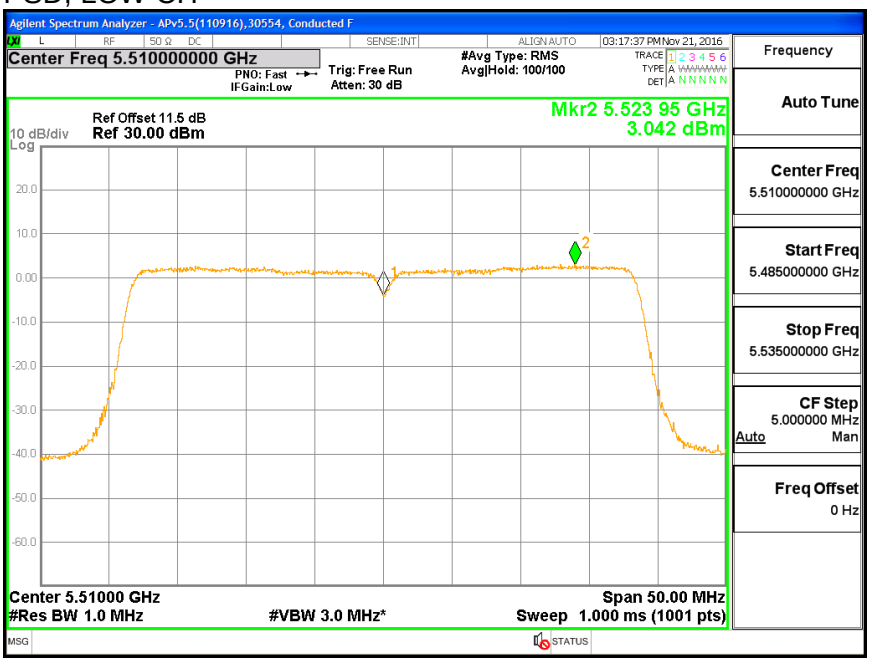

PSD, MID CH

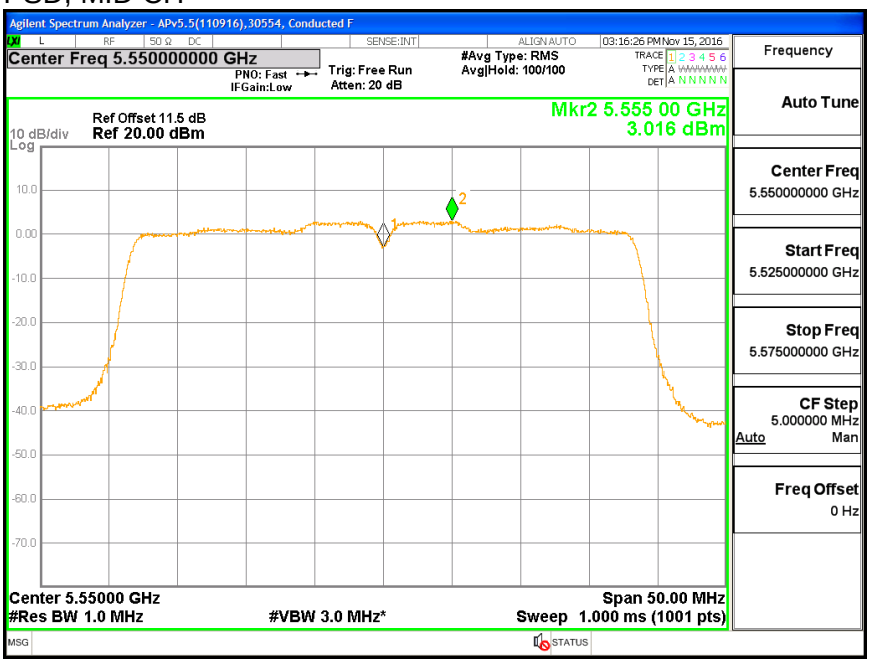

UL VERIFICATION SERVICES INC. FORM NO: CCSUP4701J
47173 BENICIA STREET, FREMONT, CA 94538, USA TEL: (510) 771-1000 FAX: (510) 661-0888
This report shall not be reproduced except in full, without the written approval of UL Verification Services Inc.

PSD, HIGH CH

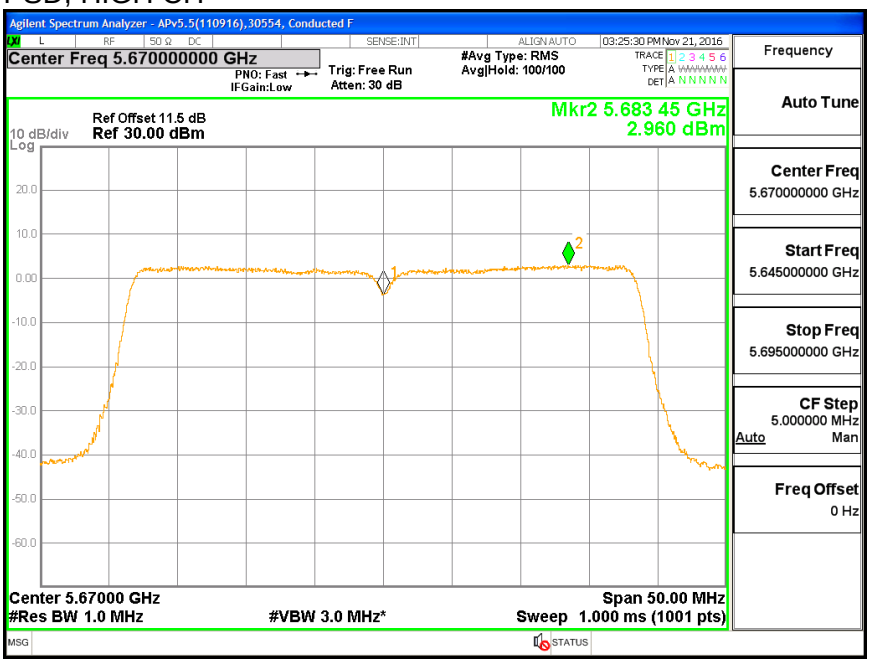

PSD, ANTENNA B

PSD, LOW CH

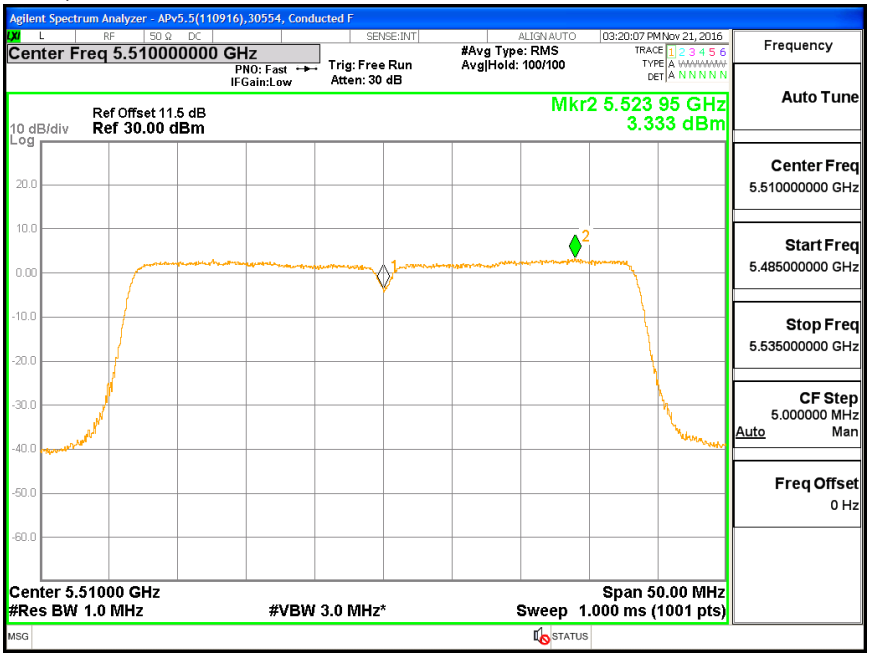

This report shall not be reproduced except in full, without the written approval of UL Verification Services Inc.

PSD, MID CH

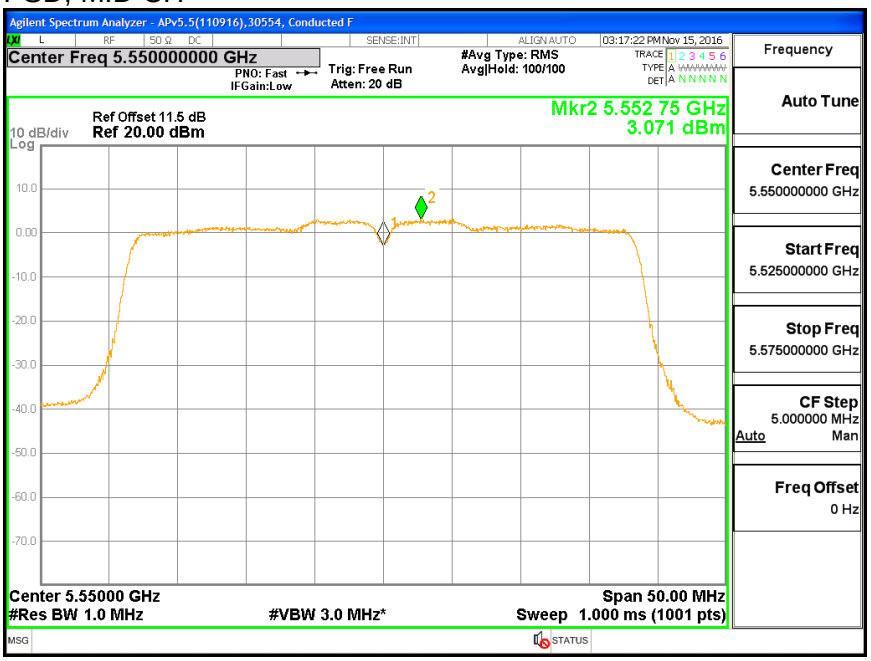

PSD, HIGH CH

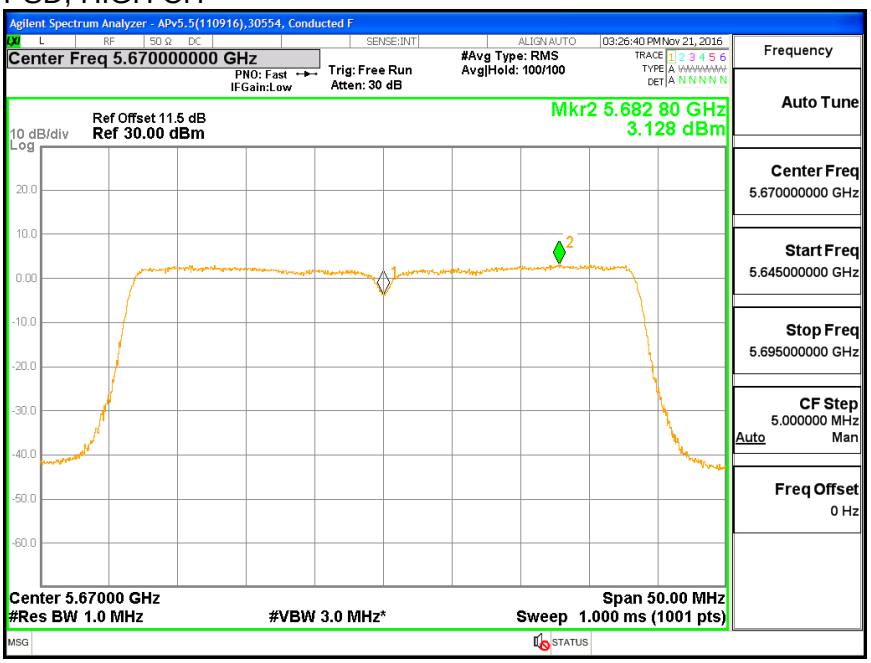

This report shall not be reproduced except in full, without the written approval of UL Verification Services Inc.

8.38. 802.11ac VHT40 2Tx (ANTENNA A + ANTENNA B) CDD STRADDLE CHANNEL 142 RESULTS

8.38.1. OUTPUT POWER AND PSD

UNII-2C BAND

Bandwidth, Antenna Gain, and Limits

Channel	Frequency (MHz)	Min 26 dB BW (MHz)	Directional Gain for Power (dBi)	Directional Gain for PSD (dBi)	Power Limit (dBm)	PSD Limit (dBm)
142	5710	35.24	3.28	6.29	24.00	10.71

Duty Cycle CF (dB)	0.10	Included in Calculations of Corr'd Power & PSD

Output Power Results

Channel	Frequency (MHz)	Antenna A Meas Power (dBm)	Antenna B Meas Power (dBm)	Total Corr'd Power (dBm)	Power Limit (dBm)	Power Margin (dB)
142	5710	15.673	16.296	19.11	24.00	-4.89

PSD Results

Channel	Frequency (MHz)	Antenna A Meas PSD (dBm)	Antenna B Meas PSD (dBm)	Total Corr'd PSD (dBm)	PSD Limit (dBm)	PSD Margin (dB)
142	5710	2.413	2.876	5.76	10.71	-4.95

Note: Duty cycle same as HT40 mode

UL VERIFICATION SERVICES INC. FORM NO: CCSUP4701J
47173 BENICIA STREET, FREMONT, CA 94538, USA TEL: (510) 771-1000 FAX: (510) 661-0888
This report shall not be reproduced except in full, without the written approval of UL Verification Services Inc.

OUTPUT POWER, ANTENNA A

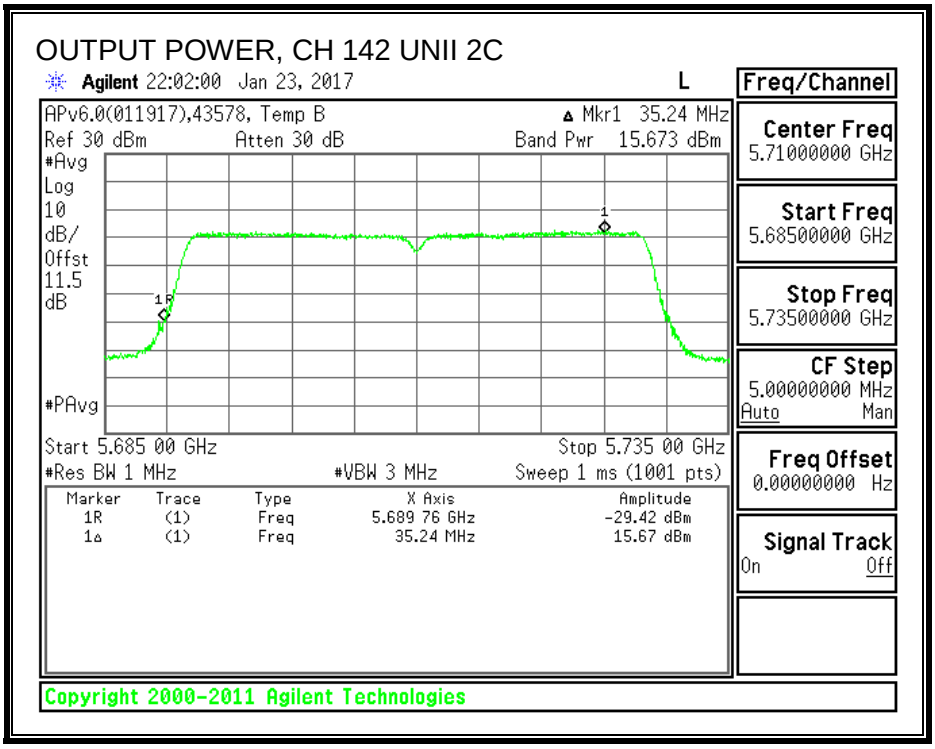

OUTPUT POWER, ANTENNA B

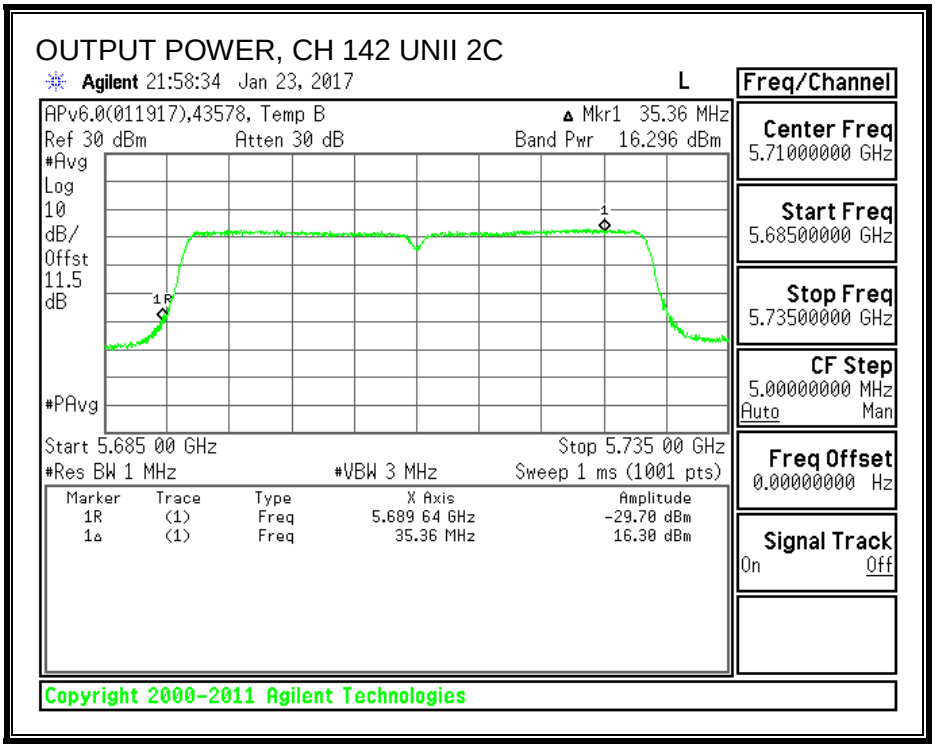

This report shall not be reproduced except in full, without the written approval of UL Verification Services Inc.

PSD, ANTENNA A

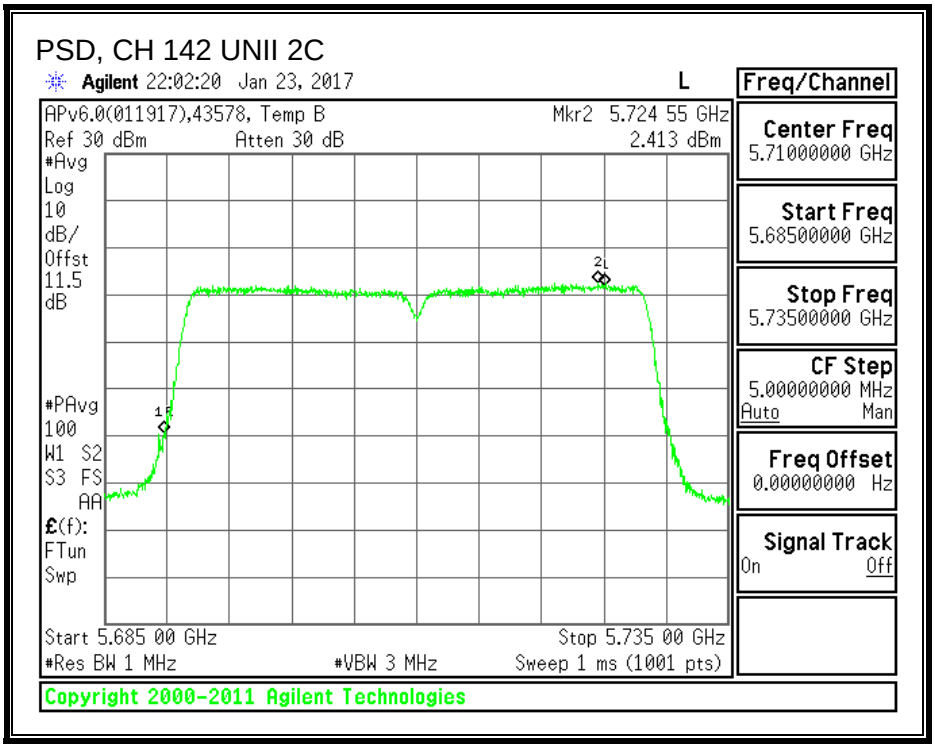

PSD, ANTENNA B

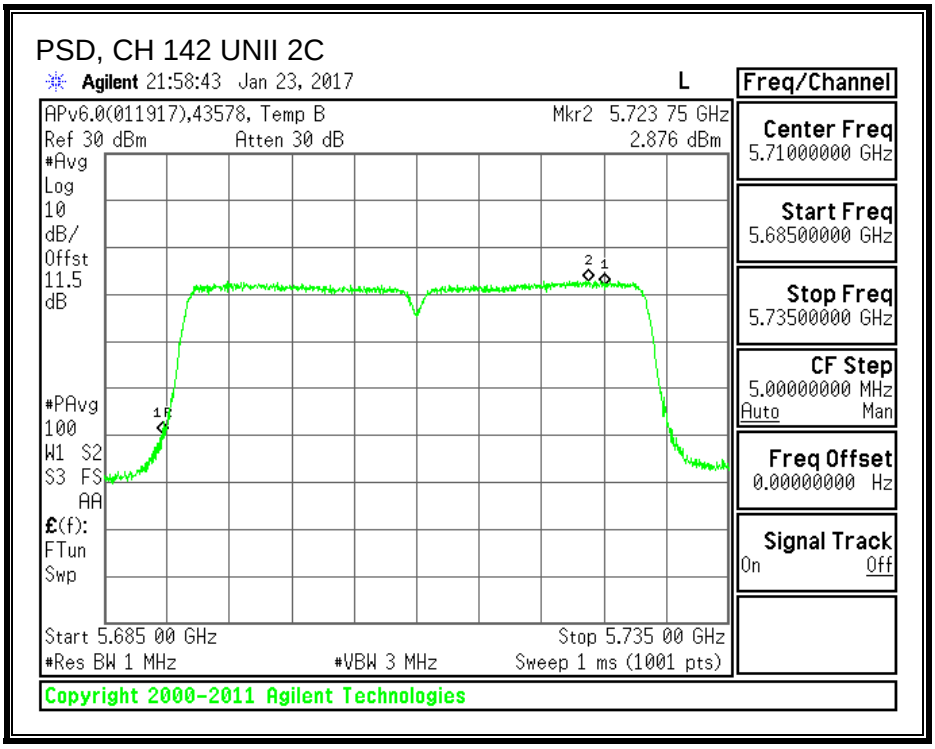

This report shall not be reproduced except in full, without the written approval of UL Verification Services Inc.

UNII-3 BAND

Antenna Gain and Limit

Channel	Frequency (MHz)	Min 26 dB BW (MHz)	Directional Gain For Power (dBi)	Directional Gain For PSD (dBi)	Power Limit (dBm)	PSD Limit (dBm)
142	5710	5.24	3.38	6.39	30.00	29.61

Duty Cycle CF (dB)	0.10	Included in Calculations of Corr'd Power & PSD

Output Power Results

Channel	Frequency (MHz)	Antenna A Meas Power (dBm)	Antenna B Meas Power (dBm)	Total Corr'd Power (dBm)	Power Limit (dBm)	Power Margin (dB)
142	5710	6.310	6.886	9.72	30.00	-20.28

PSD Results

Channel	Frequency (MHz)	Antenna A Meas PSD (dBm)	Antenna B Meas PSD (dBm)	Total Corr'd PSD (dBm)	PSD Limit (dBm)	PSD Margin (dB)
142	5710	-0.650	-0.118	2.73	29.61	-26.88

UL VERIFICATION SERVICES INC. FORM NO: CCSUP4701J
47173 BENICIA STREET, FREMONT, CA 94538, USA TEL: (510) 771-1000 FAX: (510) 661-0888
This report shall not be reproduced except in full, without the written approval of UL Verification Services Inc.

OUTPUT POWER, ANTENNA A

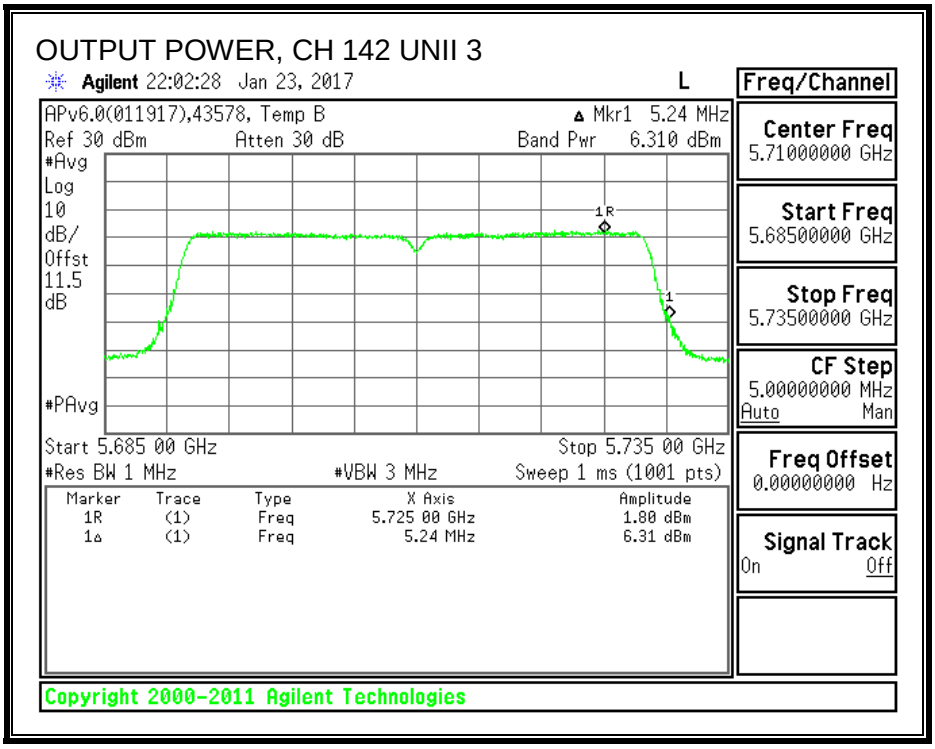

OUTPUT POWER, ANTENNA B

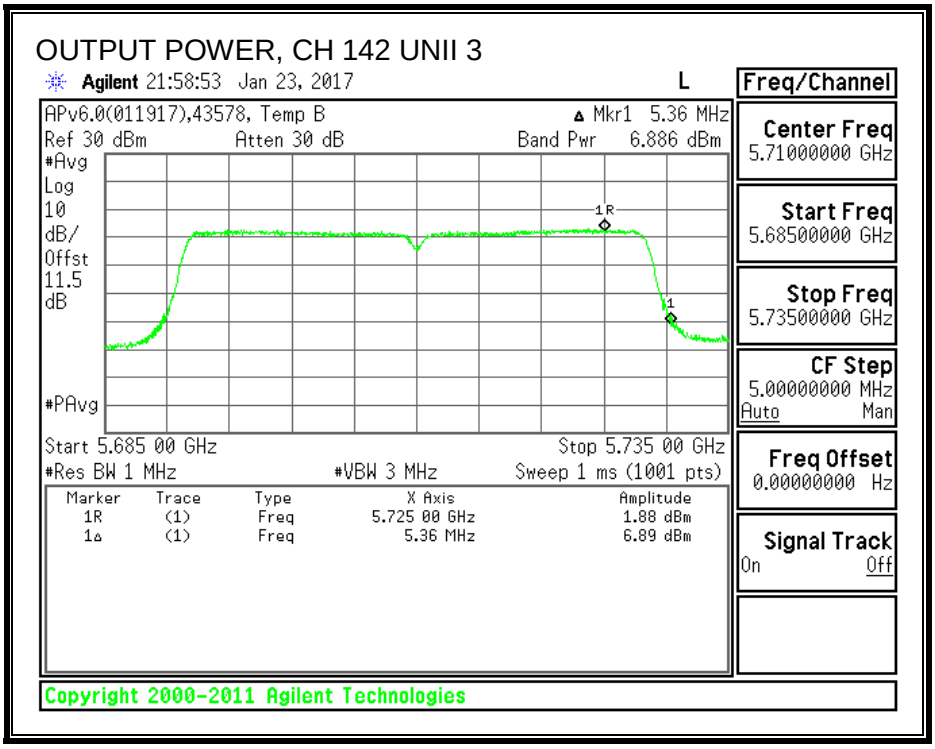

This report shall not be reproduced except in full, without the written approval of UL Verification Services Inc.

PSD, ANTENNA A

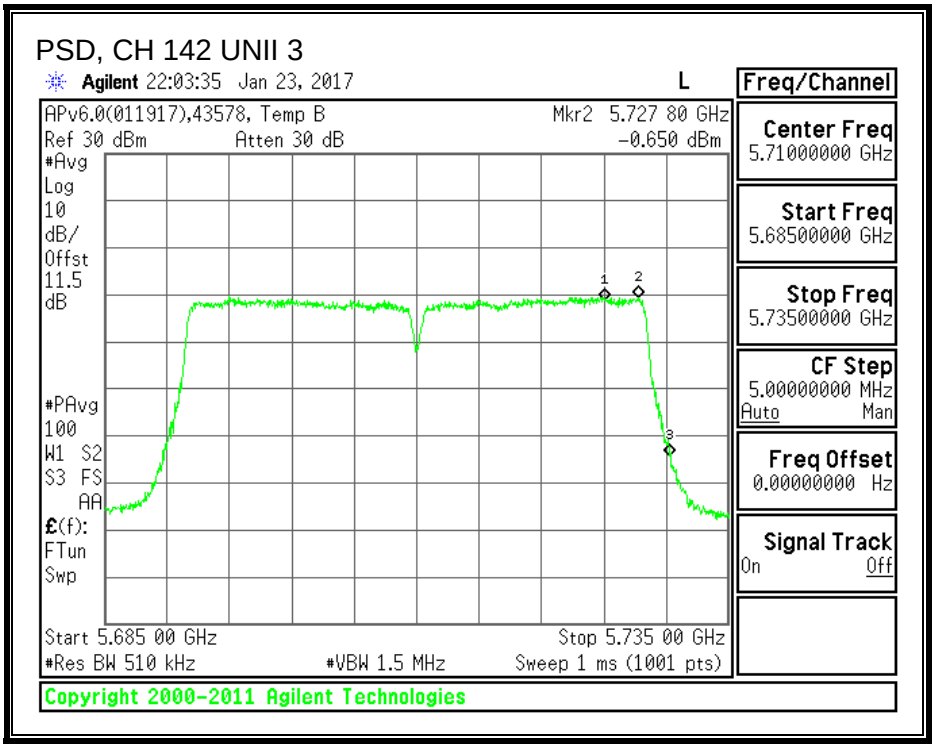

PSD, ANTENNA B

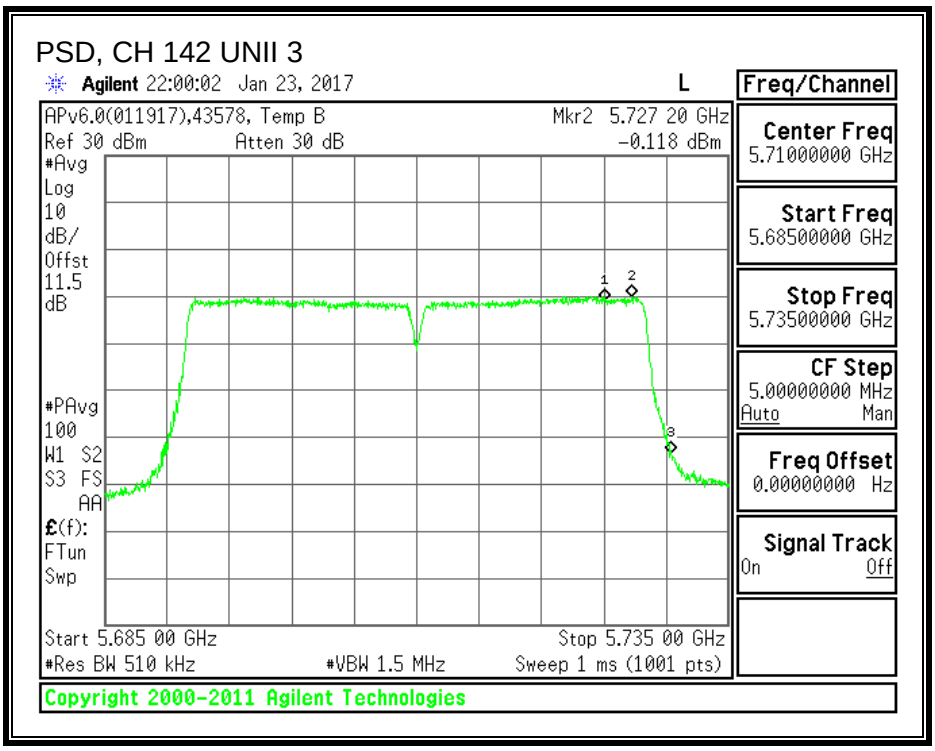

This report shall not be reproduced except in full, without the written approval of UL Verification Services Inc.

8.38.2. 6 dB BBANDWIDTH

LIMITS

FCC §15.407 (e)

The minimum 6 dB bandwidth shall be at least 500 kHz.

RESULTS

Channel	Frequency (MHz)	6 dB BW Antenna A (MHz)	6 dB BW Antenna B (MHz)
142	5710	3.360	3.200

UL VERIFICATION SERVICES INC. FORM NO: CCSUP4701J
47173 BENICIA STREET, FREMONT, CA 94538, USA TEL: (510) 771-1000 FAX: (510) 661-0888
This report shall not be reproduced except in full, without the written approval of UL Verification Services Inc.

ANTENNA A

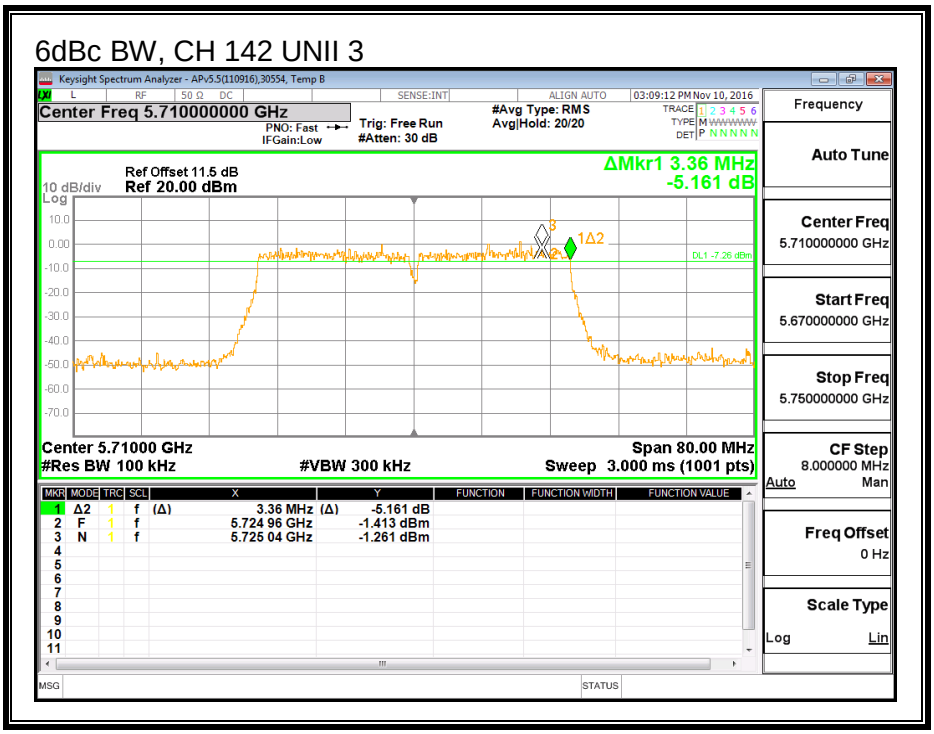

ANTENNA B

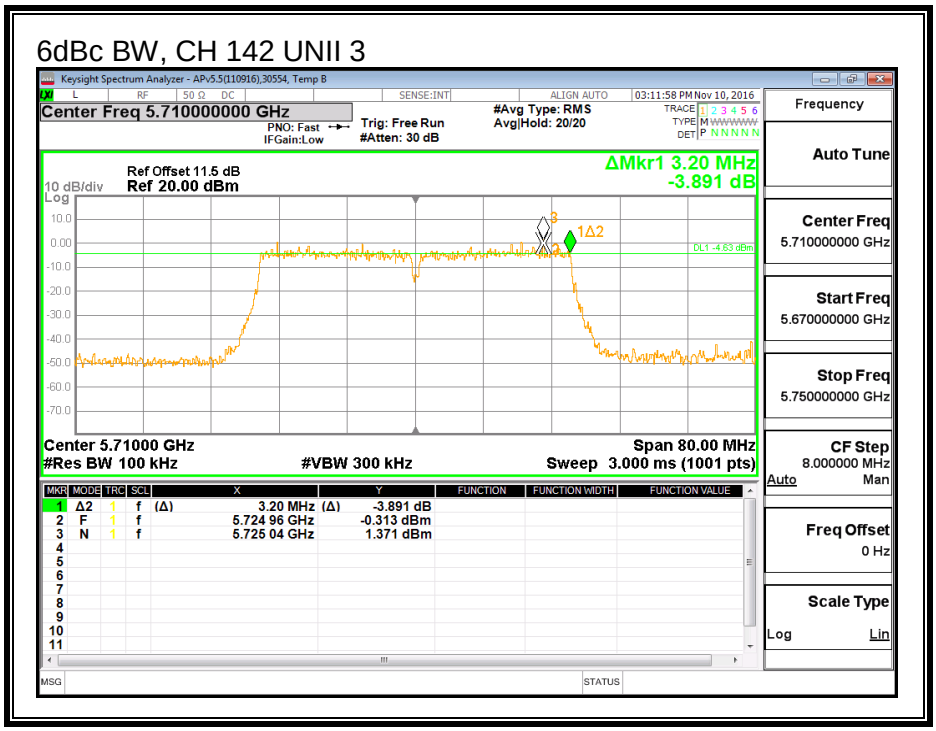

This report shall not be reproduced except in full, without the written approval of UL Verification Services Inc.

8.39. 802.11n HT40 2Tx (ANTENNA A + ANTENNA B) STBC MODE IN THE 5.6 GHz BAND

Noted: Covered by 802.11n HT40 2Tx (ANTENNA A + ANTENNA B) CDD MODE IN THE 5.6 GHz BAND

This report shall not be reproduced except in full, without the written approval of UL Verification Services Inc.

8.40. 802.11ac VHT80 ANTENNA A MODE IN THE 5.6 GHz BAND

8.40.1. 26 dB BANDWIDTH

LIMITS

None; for reporting purposes only.

RESULTS

Channel	Frequency (MHz)	26 dB Bandwidth (MHz)
Low	5530	82.560
Mid	5610	82.720
High	5690	82.560

This report shall not be reproduced except in full, without the written approval of UL Verification Services Inc.

26 dB BANDWIDTH

BANDWIDTH, LOW CH

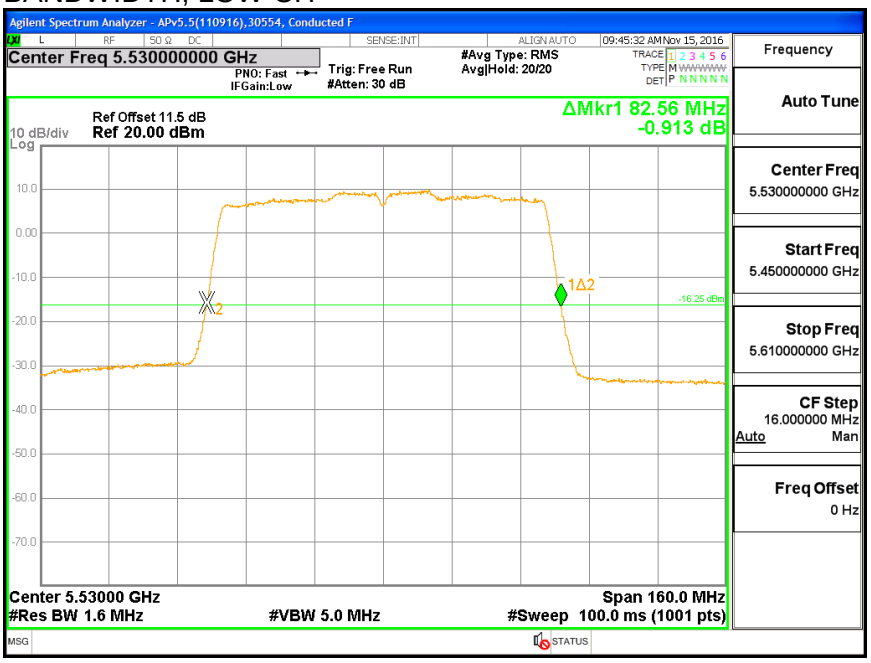

BANDWIDTH, MID CH

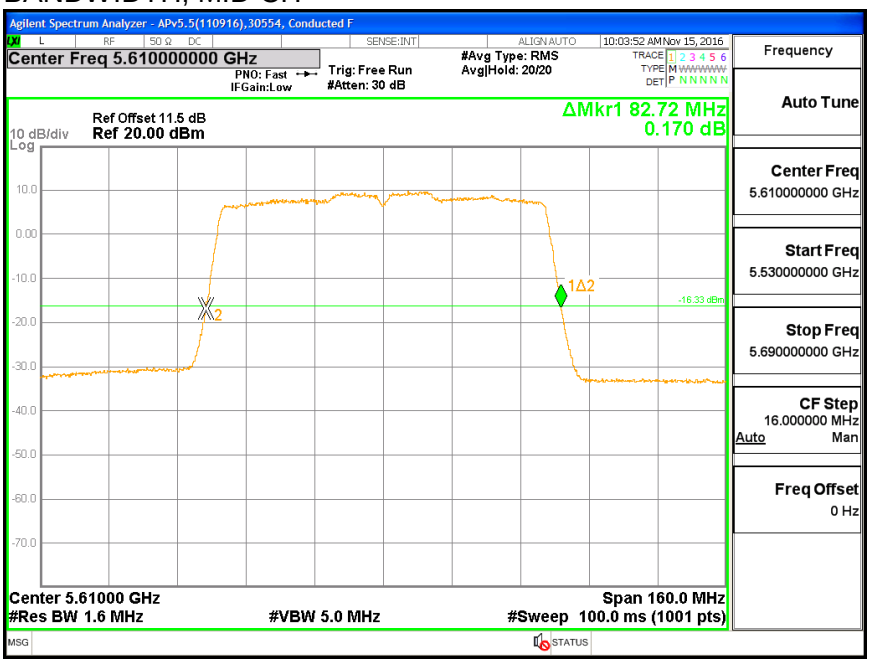

This report shall not be reproduced except in full, without the written approval of UL Verification Services Inc.

BANDWIDTH, HIGH CH 138

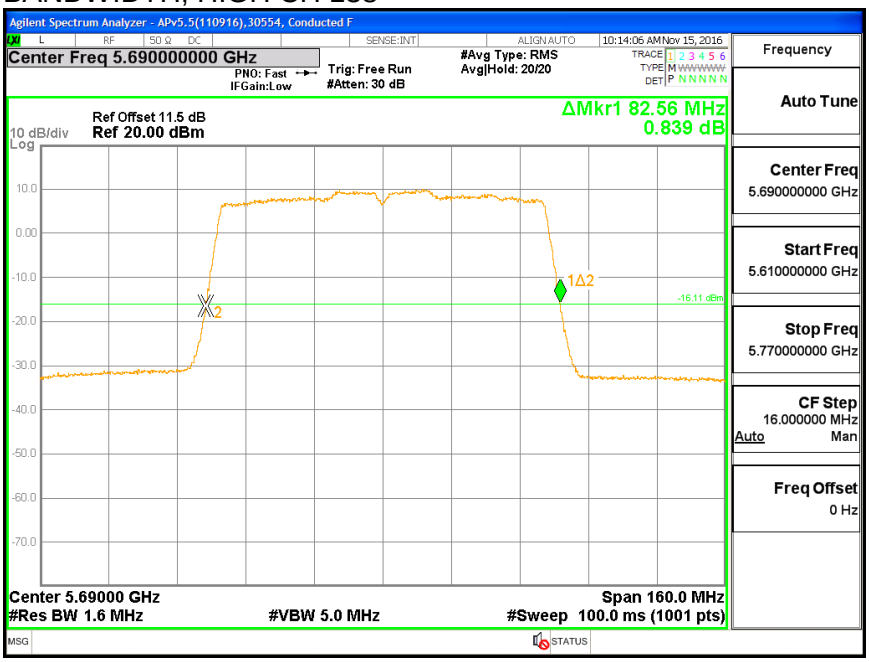

This report shall not be reproduced except in full, without the written approval of UL Verification Services Inc.

8.40.2. 99% BANDWIDTH

LIMITS

None; for reporting purposes only.

RESULTS

Frequency (MHz)	99% Bandwidth (MHz)
5530	76.241
5610	75.812
5690	75.657

This report shall not be reproduced except in full, without the written approval of UL Verification Services Inc.

99% BANDWIDTH

BANDWIDTH, LOW CH

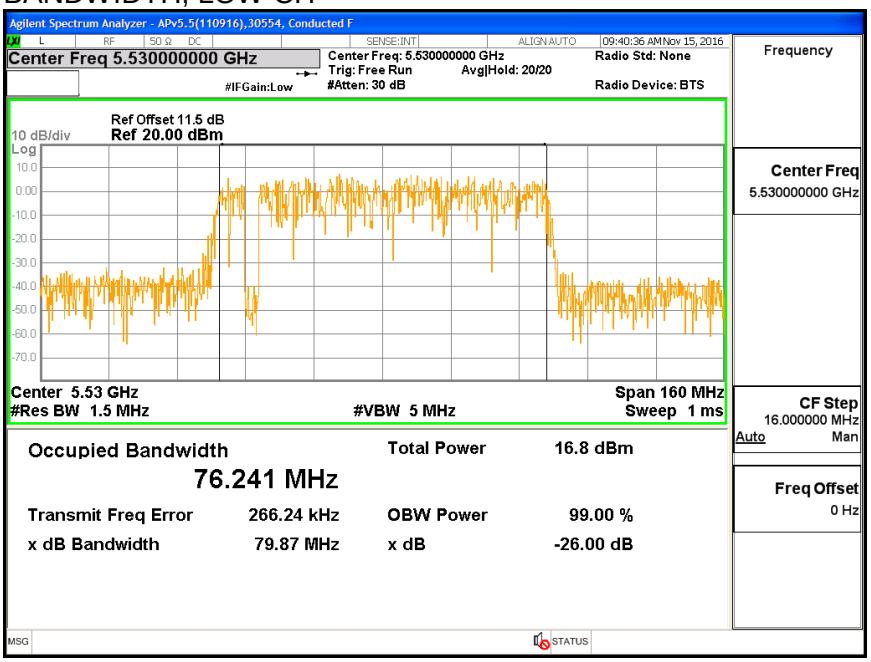

BANDWIDTH, MID CH

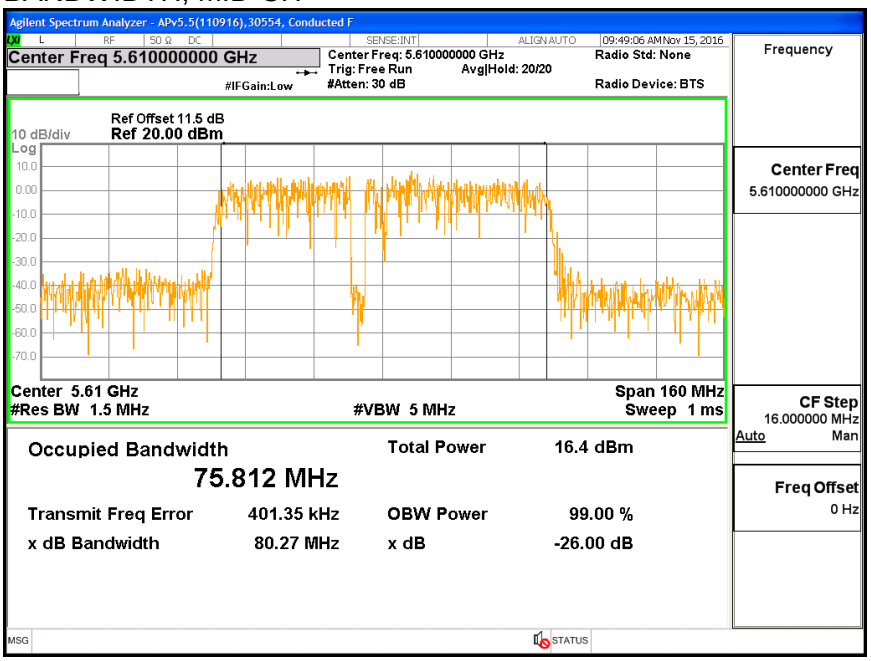

This report shall not be reproduced except in full, without the written approval of UL Verification Services Inc.

BANDWIDTH HIGH CH 138

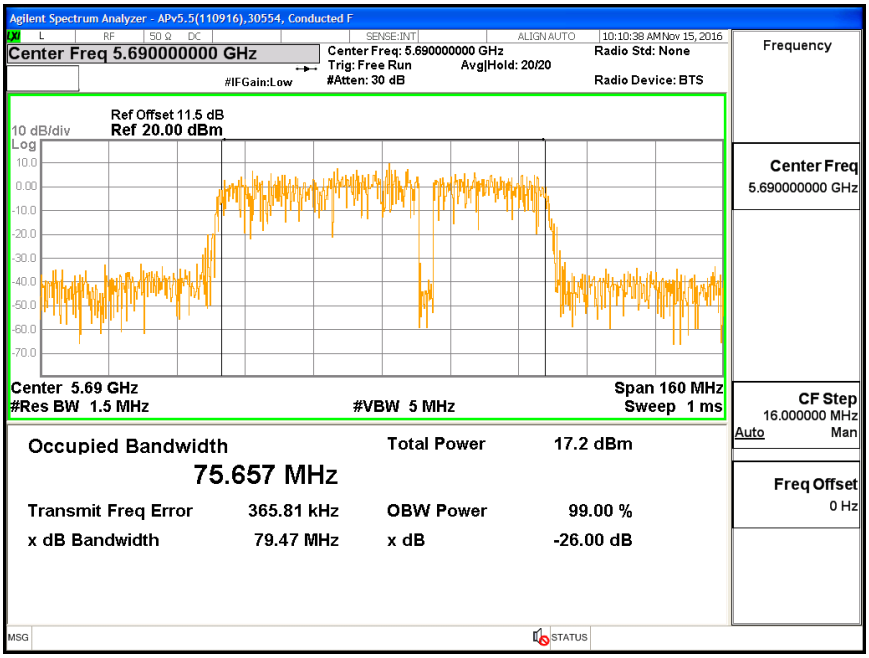

This report shall not be reproduced except in full, without the written approval of UL Verification Services Inc.

8.40.3. AVERAGE POWER

LIMITS

None; for reporting purposes only.

TEST PROCEDURE

Measurements perform using a wideband gated RF power meter.

RESULTS

ID:	39472	Date:	12/14/16

Channel	Frequency (MHz)	Power (dBm)
Low	5530	13.85
Mid	5610	16.39
High	5690	16.41

UL VERIFICATION SERVICES INC. FORM NO: CCSUP4701J
47173 BENICIA STREET, FREMONT, CA 94538, USA TEL: (510) 771-1000 FAX: (510) 661-0888
This report shall not be reproduced except in full, without the written approval of UL Verification Services Inc.

8.40.4. OUTPUT POWER AND PSD

LIMITS

FCC §15.407 (a) (2)

For the band 5.47–5.725 GHz, the maximum conducted output power over the frequency band of operation shall not exceed the lesser of 250 mW or 11 dBm + 10 log B, where B is the 26–dB emission bandwidth in MHz. In addition, the maximum power spectral density shall not exceed 11 dBm in any 1–MHz band. If transmitting antennas of directional gain greater than 6 dBi are used, both the maximum conducted output power and the peak power spectral density shall be reduced by the amount in dB that the directional gain of the antenna exceeds 6 dBi.

TEST PROCEDURE

Measurements perform using a wideband gated RF power meter provided that the gate parameters are adjusted such that the power is measured only when the EUT is transmitting at its maximum power control level. Since the measurement is made only during the ON time of the transmitter, no duty cycle correction factor is required.

Straddle channel power is measured using PXA spectrum analyzer, duty cycle correction factor is required.

DIRECTIONAL ANTENNA GAIN

There is only one transmitter output therefore the directional gain is equal to the antenna gain.

UL VERIFICATION SERVICES INC. FORM NO: CCSUP4701J
47173 BENICIA STREET, FREMONT, CA 94538, USA TEL: (510) 771-1000 FAX: (510) 661-0888
This report shall not be reproduced except in full, without the written approval of UL Verification Services Inc.

RESULTS

ID:	39472	Date:	12/14/16

Bandwidth, Antenna Gain, and Limits

Channel	Frequency (MHz)	Min 26 dB BW (MHz)	Min 99% BW (MHz)	Directional Gain (dBi)	Power Limit (dBm)	PSD Limit (dBm)
Low	5530	82.56	76.241	3.39	24.00	11.00
Mid	5610	82.72	75.812	3.39	24.00	11.00

Duty Cycle CF (dB)	0.19	Included in Calculations of Corr'd PSD

Output Power Results

Channel	Frequency (MHz)	Antenna A Meas Power (dBm)	Total Corr'd Power (dBm)	Power Limit (dBm)	Power Margin (dB)
Low	5530	13.85	13.85	24.00	-10.15
Mid	5610	16.39	16.39	24.00	-7.61

PSD Results

Channel	Frequency (MHz)	Antenna A Meas PSD (dBm)	Total Corr'd PSD (dBm)	PSD Limit (dBm)	PSD Margin (dB)
Low	5530	0.281	0.47	11.00	-10.53
Mid	5610	0.121	0.31	11.00	-10.69

UL VERIFICATION SERVICES INC. FORM NO: CCSUP4701J
47173 BENICIA STREET, FREMONT, CA 94538, USA TEL: (510) 771-1000 FAX: (510) 661-0888
This report shall not be reproduced except in full, without the written approval of UL Verification Services Inc.

PSD

PSD, LOW CH

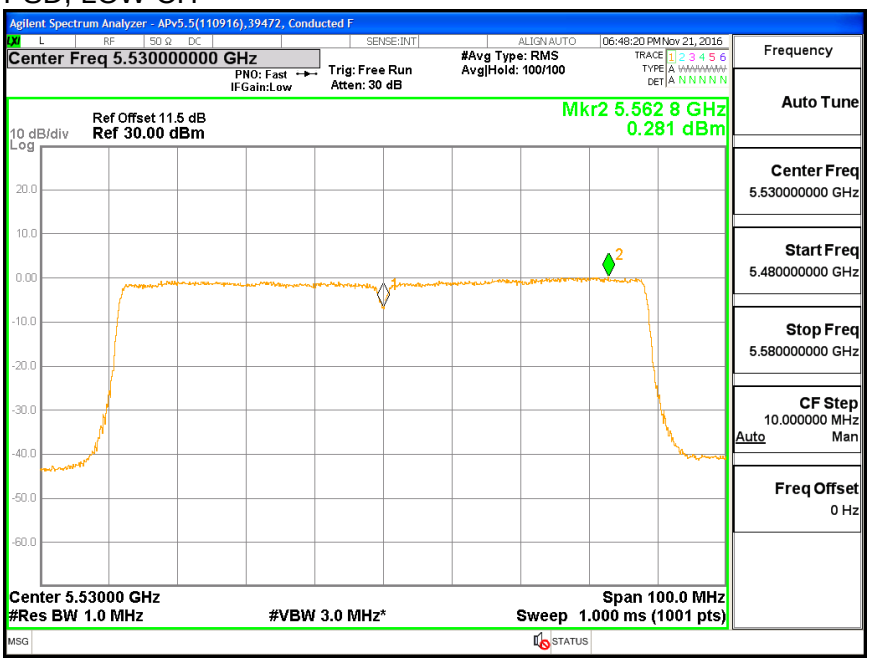

PSD, MID CH

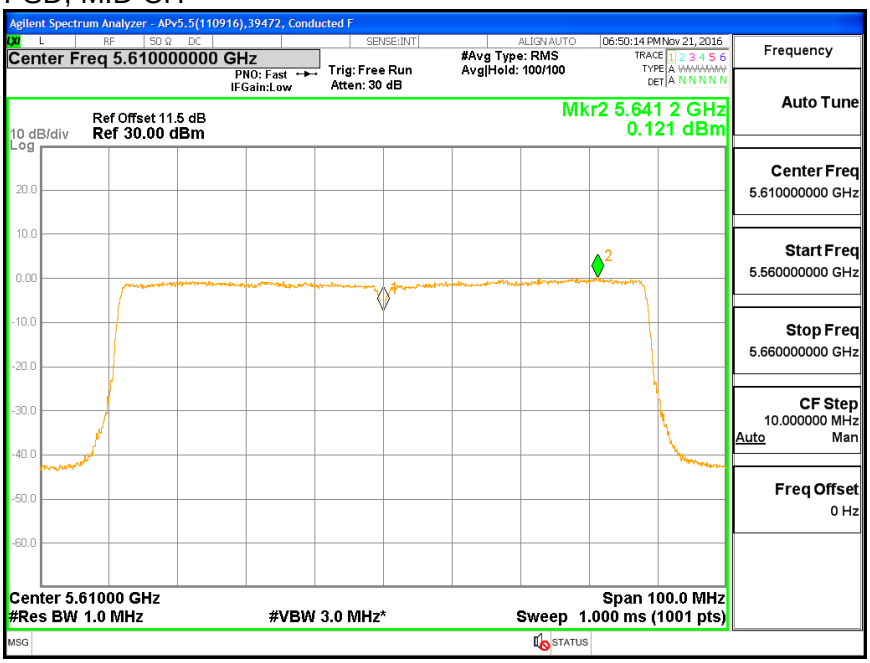

This report shall not be reproduced except in full, without the written approval of UL Verification Services Inc.

8.41. 802.11ac VHT80 ANTENNA A STRADDLE CHANNEL 138 RESULTS

8.41.1. OUTPUT POWER AND PSD

UNII-2C BAND

Bandwidth, Antenna Gain, and Limits

Channel	Frequency (MHz)	Min 26 dB BW (MHz)	Directional Gain for Power (dBi)	Directional Gain for PSD (dBi)	Power Limit (dBm)	PSD Limit (dBm)
138	5690	76.28	3.39	3.39	24.00	11.00

Duty Cycle CF (dB)	0.19	Included in Calculations of Corr'd Power & PSD

Output Power Results

Channel	Frequency (MHz)	Antenna A Meas Power (dBm)	Total Corr'd Power (dBm)	Power Limit (dBm)	Power Margin (dB)
138	5690	16.11	16.30	24.00	-7.70

PSD Results

Channel	Frequency (MHz)	Antenna A Meas PSD (dBm)	Total Corr'd PSD (dBm)	PSD Limit (dBm)	PSD Margin (dB)
138	5690	-0.587	-0.40	11.00	-11.40

This report shall not be reproduced except in full, without the written approval of UL Verification Services Inc.

OUTPUT POWER, CH 138 UNII 2C

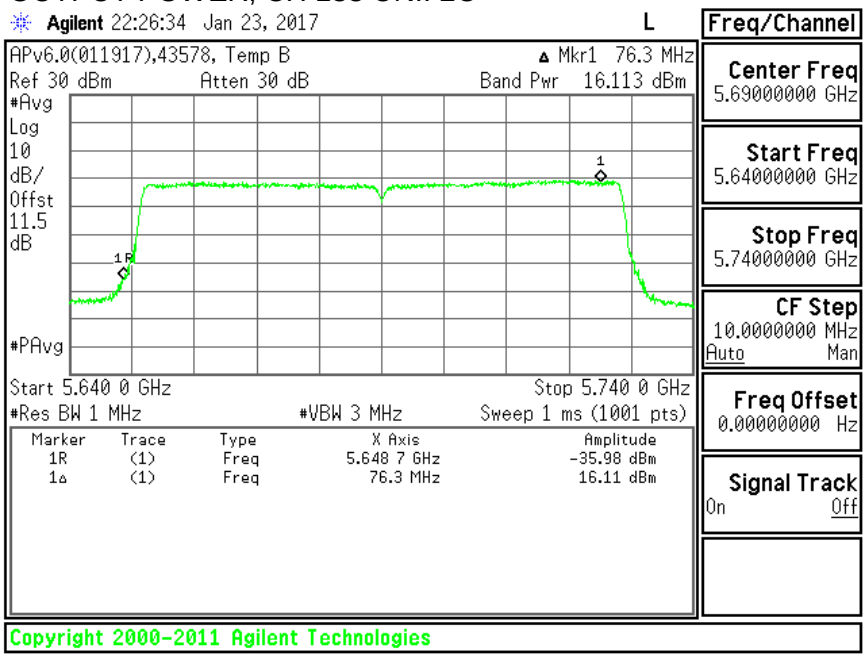

PSD, CH 138 UNII 2C

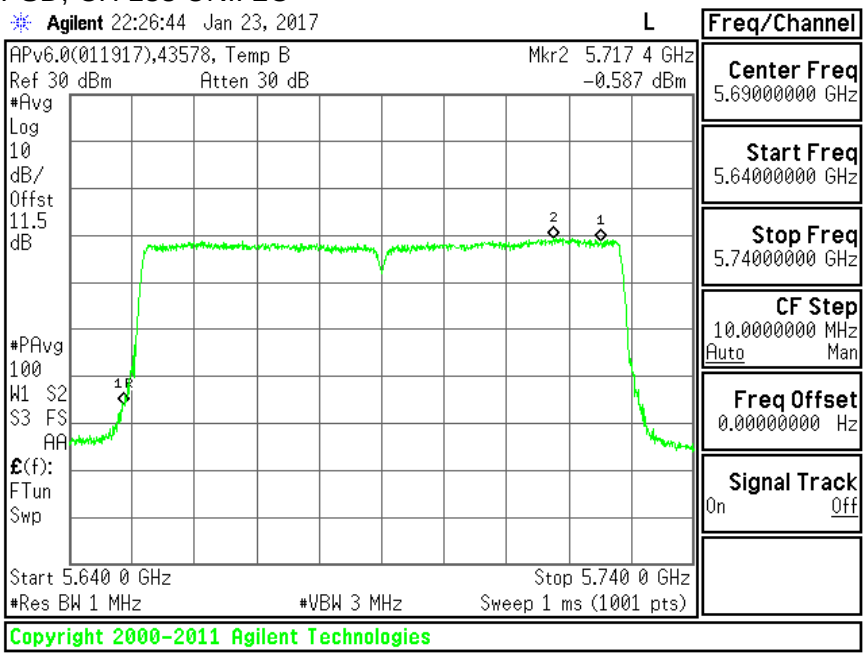

This report shall not be reproduced except in full, without the written approval of UL Verification Services Inc.

UNII-3 BAND

Antenna Gain and Limit

Channel	Frequency (MHz)	Min 26 dB BW (MHz)	Directional Gain (dBi)	Power Limit (dBm)	PSD Limit (dBm)
138	5690	6.28	3.54	30.00	30.00

Duty Cycle CF (dB)	0.19	Included in Calculations of Corr'd Power & PSD

Output Power Results

Channel	Frequency (MHz)	Antenna A Meas Power (dBm)	Total Corr'd Power (dBm)	Power Limit (dBm)	Power Margin (dB)
138	5690	3.421	3.61	30.00	-26.39

PSD Results

Channel	Frequency (MHz)	Antenna A Meas PSD (dBm)	Total Corr'd PSD (dBm)	PSD Limit (dBm)	PSD Margin (dB)
138	5690	-3.861	-3.67	30.00	-33.67

This report shall not be reproduced except in full, without the written approval of UL Verification Services Inc.

OUTPUT POWER, CH 138 UNII 3

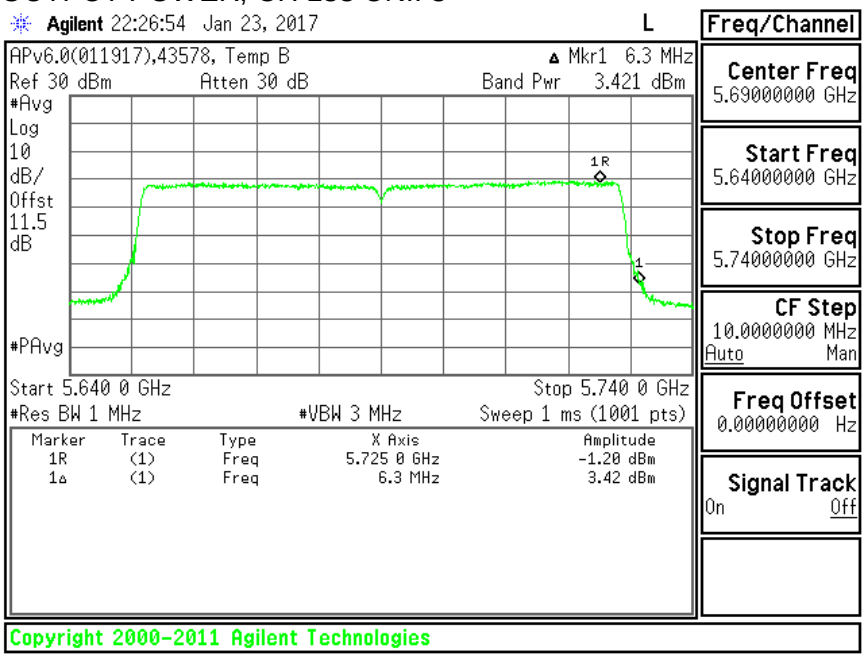

PSD, CH 138 UNII 3

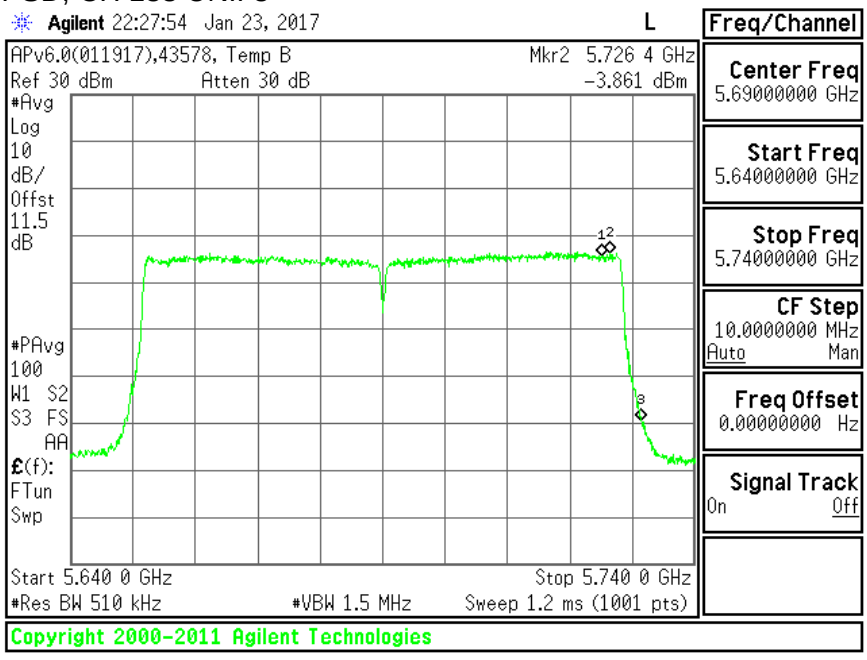

This report shall not be reproduced except in full, without the written approval of UL Verification Services Inc.

8.41.2. 6 dB BANDWIDTH

LIMITS

FCC §15.407 (e)

The minimum 6 dB bandwidth shall be at least 500 kHz.

RESULTS

Channel	Frequency (MHz)	6 dB Bandwidth (MHz)
High	5690	3.20

6 dB BANDWIDTH

6dBc BW, CH 138 UNII 3

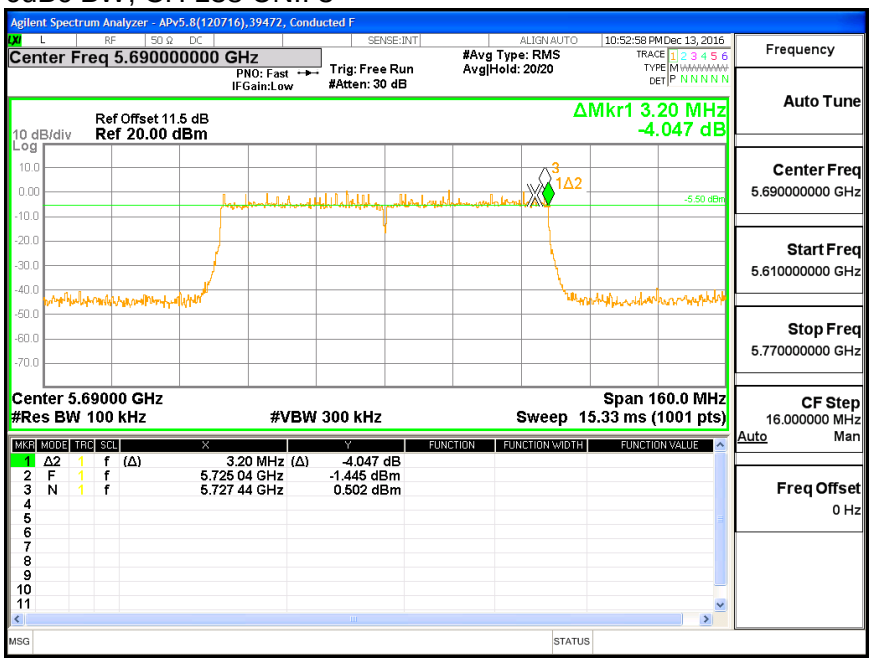

This report shall not be reproduced except in full, without the written approval of UL Verification Services Inc.

8.42. 802.11ac VHT80 ANTENNA B MODE IN THE 5.6 GHz BAND

8.42.1. 26 dB BANDWIDTH

LIMITS

None; for reporting purposes only.

RESULTS

Channel	Frequency (MHz)	26 dB Bandwidth (MHz)
Low	5530	82.560
Mid	5610	82.720
High	5690	82.560

This report shall not be reproduced except in full, without the written approval of UL Verification Services Inc.

26 dB BANDWIDTH

BANDWIDTH, LOW CH

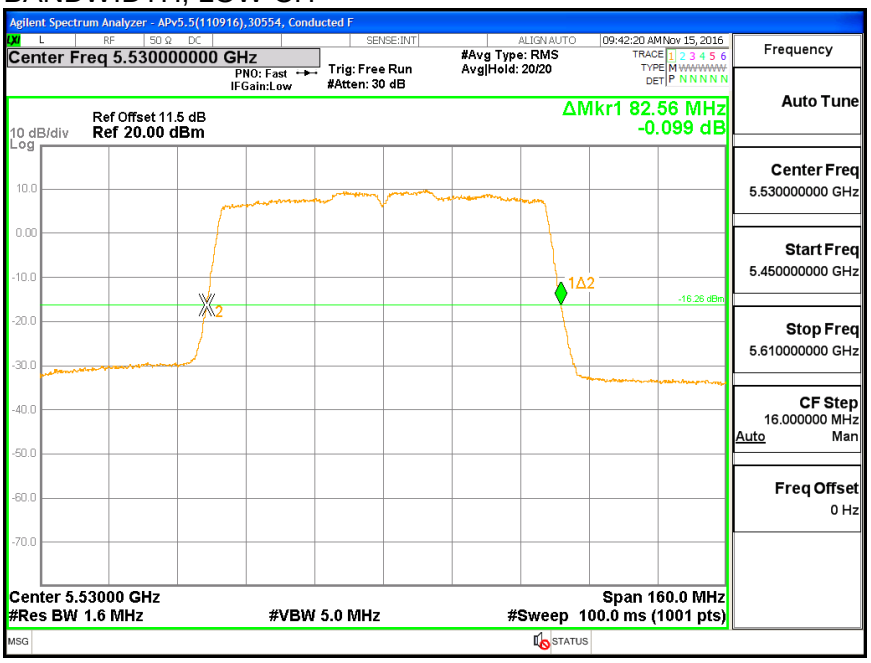

BANDWIDTH, MID CH

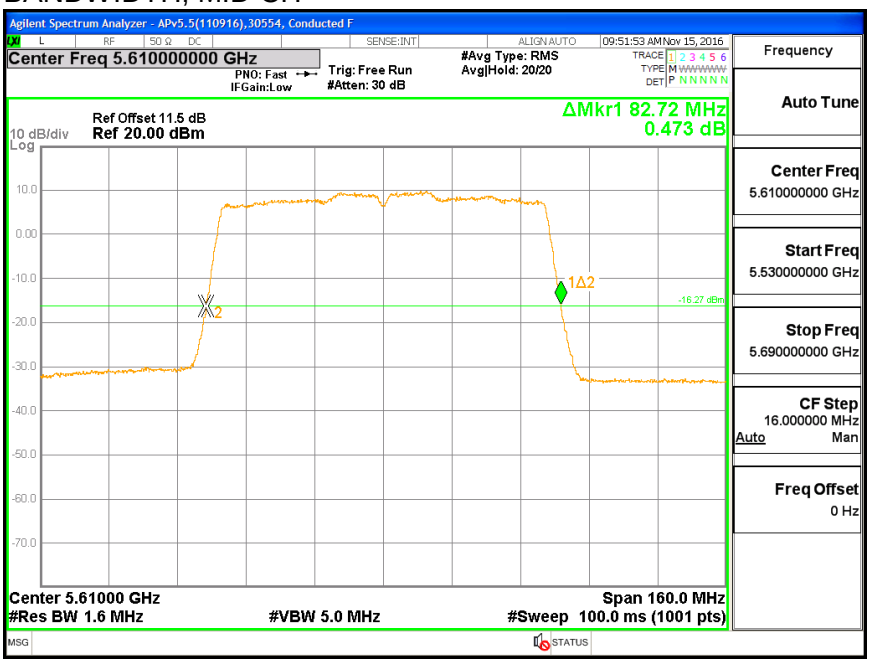

This report shall not be reproduced except in full, without the written approval of UL Verification Services Inc.

BANDWIDTH, HIGH CH 138

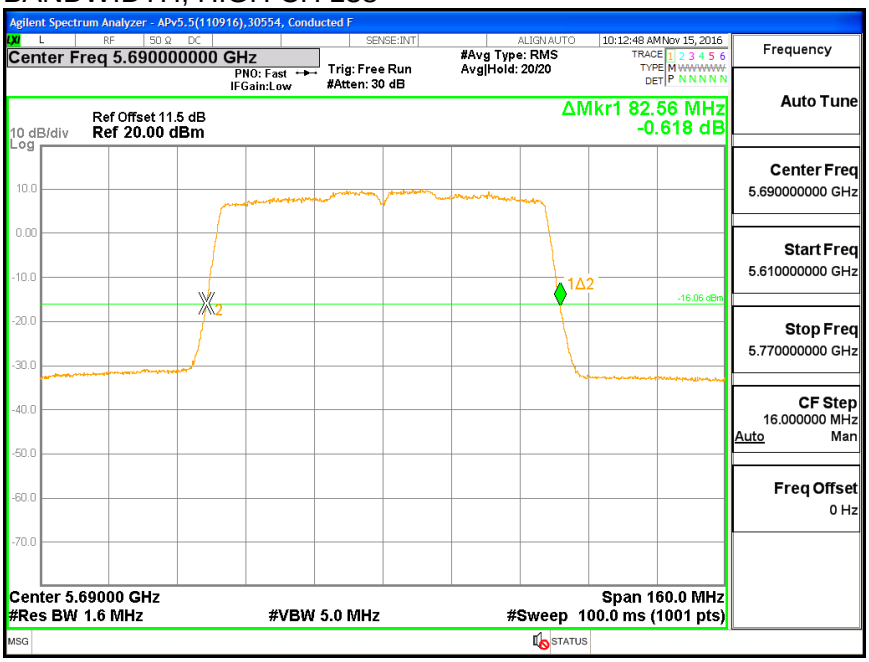

This report shall not be reproduced except in full, without the written approval of UL Verification Services Inc.

8.42.2. 99% BANDWIDTH

LIMITS

None; for reporting purposes only.

RESULTS

Frequency (MHz)	99% Bandwidth (MHz)
5530	75.442
5610	75.996
5690	75.690

This report shall not be reproduced except in full, without the written approval of UL Verification Services Inc.

99% BANDWIDTH

BANDWIDTH, LOW CH

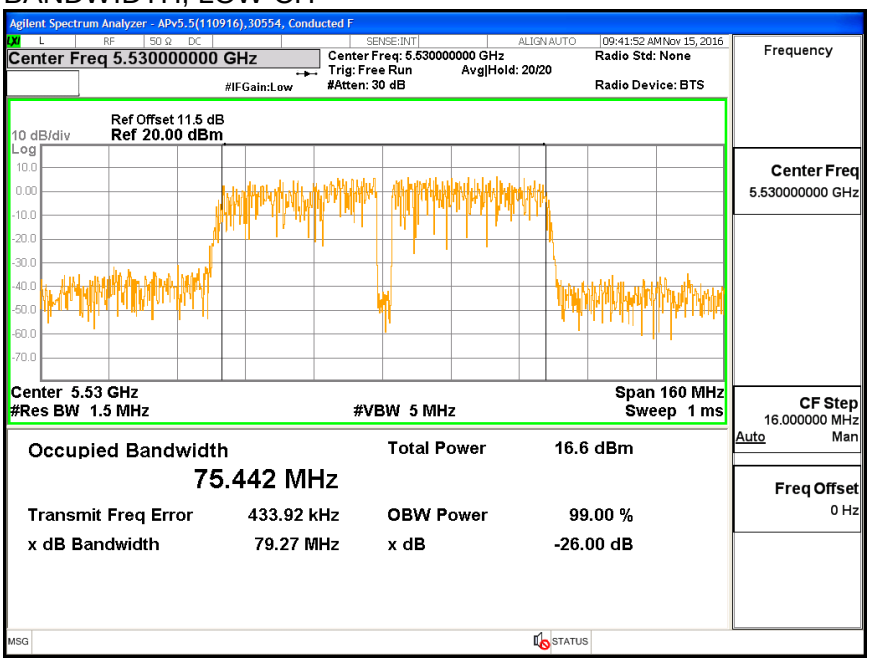

BANDWIDTH, MID CH

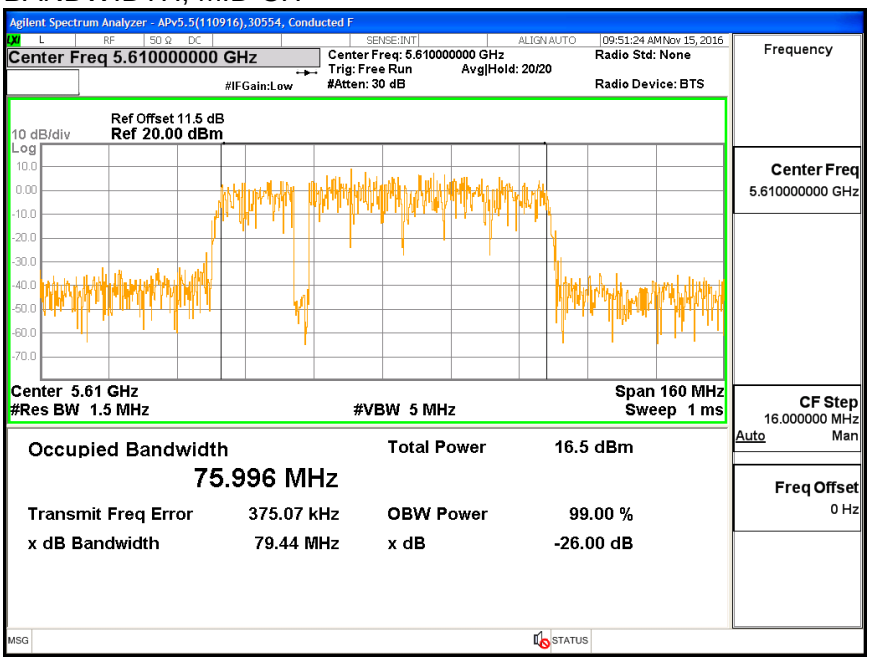

This report shall not be reproduced except in full, without the written approval of UL Verification Services Inc.

BANDWIDTH HIGH CH 138

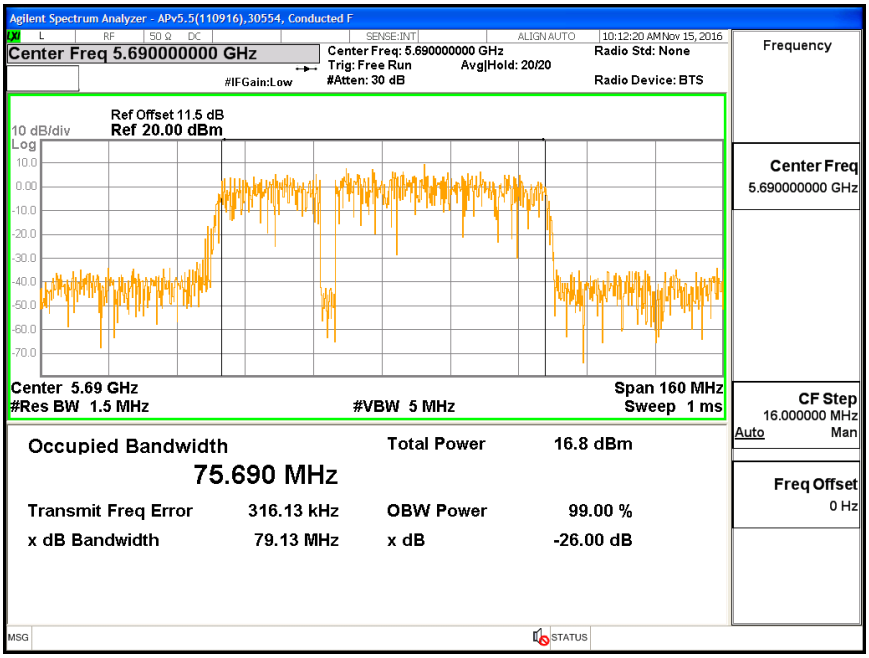

This report shall not be reproduced except in full, without the written approval of UL Verification Services Inc.

8.42.3. AVERAGE POWER

LIMITS

None; for reporting purposes only.

TEST PROCEDURE

Measurements perform using a wideband gated RF power meter.

RESULTS

ID:	39472	Date:	12/14/16

Channel	Frequency (MHz)	Power (dBm)
Low	5530	13.89
Mid	5610	16.89
High	5690	16.94

UL VERIFICATION SERVICES INC. FORM NO: CCSUP4701J
47173 BENICIA STREET, FREMONT, CA 94538, USA TEL: (510) 771-1000 FAX: (510) 661-0888
This report shall not be reproduced except in full, without the written approval of UL Verification Services Inc.

8.42.4. OUTPUT POWER AND PSD

LIMITS

FCC §15.407 (a) (2)

For the band 5.47–5.725 GHz, the maximum conducted output power over the frequency band of operation shall not exceed the lesser of 250 mW or 11 dBm + 10 log B, where B is the 26–dB emission bandwidth in MHz. In addition, the maximum power spectral density shall not exceed 11 dBm in any 1–MHz band. If transmitting antennas of directional gain greater than 6 dBi are used, both the maximum conducted output power and the peak power spectral density shall be reduced by the amount in dB that the directional gain of the antenna exceeds 6 dBi.

TEST PROCEDURE

Measurements perform using a wideband gated RF power meter provided that the gate parameters are adjusted such that the power is measured only when the EUT is transmitting at its maximum power control level. Since the measurement is made only during the ON time of the transmitter, no duty cycle correction factor is required.

Straddle channel power is measured using PXA spectrum analyzer, duty cycle correction factor is required.

DIRECTIONAL ANTENNA GAIN

There is only one transmitter output therefore the directional gain is equal to the antenna gain.

This report shall not be reproduced except in full, without the written approval of UL Verification Services Inc.

RESULTS

ID:	39472	Date:	12/14/16

Bandwidth, Antenna Gain, and Limits

Channel	Frequency (MHz)	Min 26 dB BW (MHz)	Min 99% BW (MHz)	Directional Gain (dBi)	Power Limit (dBm)	PSD Limit (dBm)
Low	5530	82.56	75.442	3.17	24.00	11.00
Mid	5610	82.72	75.996	3.17	24.00	11.00

Duty Cycle CF (dB)	0.19	Included in Calculations of Corr'd PSD

Output Power Results

Channel	Frequency (MHz)	Antenna B Meas Power (dBm)	Total Corr'd Power (dBm)	Power Limit (dBm)	Power Margin (dB)
Low	5530	13.89	13.89	24.00	-10.11
Mid	5610	16.89	16.89	24.00	-7.11

PSD Results

Channel	Frequency (MHz)	Antenna B Meas PSD (dBm)	Total Corr'd PSD (dBm)	PSD Limit (dBm)	PSD Margin (dB)
Low	5530	-0.994	-0.804	11.00	-11.80
Mid	5610	-0.040	0.150	11.00	-10.85

UL VERIFICATION SERVICES INC. FORM NO: CCSUP4701J
47173 BENICIA STREET, FREMONT, CA 94538, USA TEL: (510) 771-1000 FAX: (510) 661-0888
This report shall not be reproduced except in full, without the written approval of UL Verification Services Inc.

PSD

PSD, LOW CH

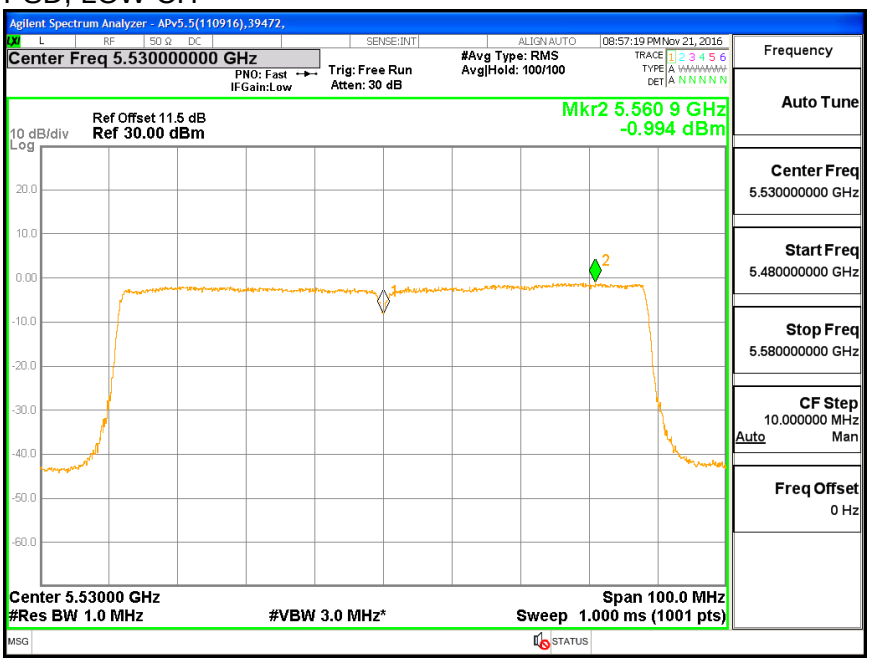

PSD, MID CH

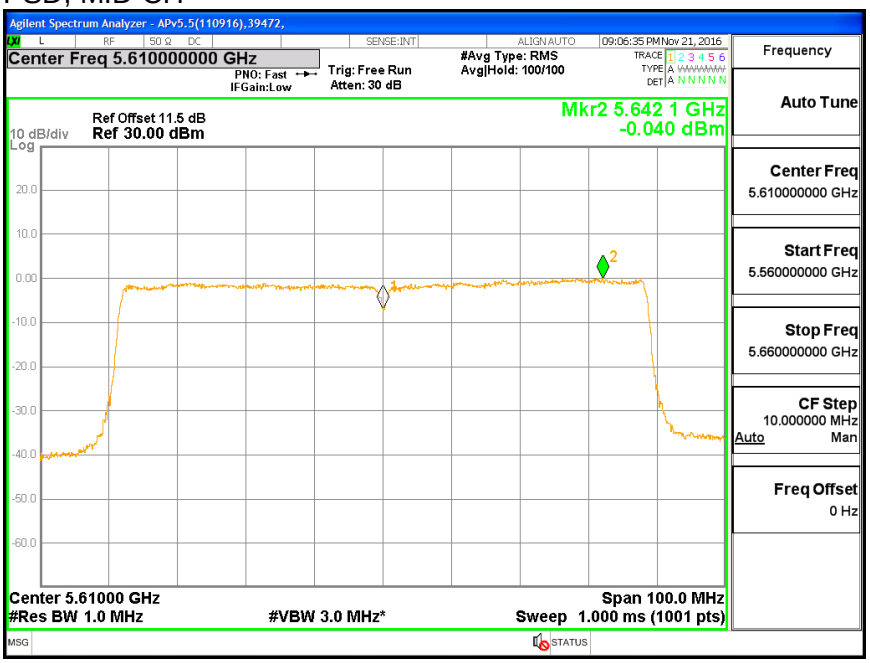

This report shall not be reproduced except in full, without the written approval of UL Verification Services Inc.

8.43. 802.11ac VHT80 ANTENNA B STRADDLE CHANNEL 138 RESULTS

8.43.1. OUTPUT POWER AND PSD

UNII-2C BAND

Bandwidth, Antenna Gain, and Limits

Channel	Frequency (MHz)	Min 26 dB BW (MHz)	Directional Gain for Power (dBi)	Directional Gain for PSD (dBi)	Power Limit (dBm)	PSD Limit (dBm)
138	5690	76.28	3.17	3.17	24.00	11.00

Duty Cycle CF (dB)	0.19	Included in Calculations of Corr'd Power & PSD

Output Power Results

Channel	Frequency (MHz)	Antenna B Meas Power (dBm)	Total Corr'd Power (dBm)	Power Limit (dBm)	Power Margin (dB)
138	5690	16.70	16.89	24.00	-7.11

PSD Results

Channel	Frequency (MHz)	Antenna B Meas PSD (dBm)	Total Corr'd PSD (dBm)	PSD Limit (dBm)	PSD Margin (dB)
138	5690	0.074	0.26	11.00	-10.74

UL VERIFICATION SERVICES INC. FORM NO: CCSUP4701J
47173 BENICIA STREET, FREMONT, CA 94538, USA TEL: (510) 771-1000 FAX: (510) 661-0888
This report shall not be reproduced except in full, without the written approval of UL Verification Services Inc.

OUTPUT POWER, CH 138 UNII 2C

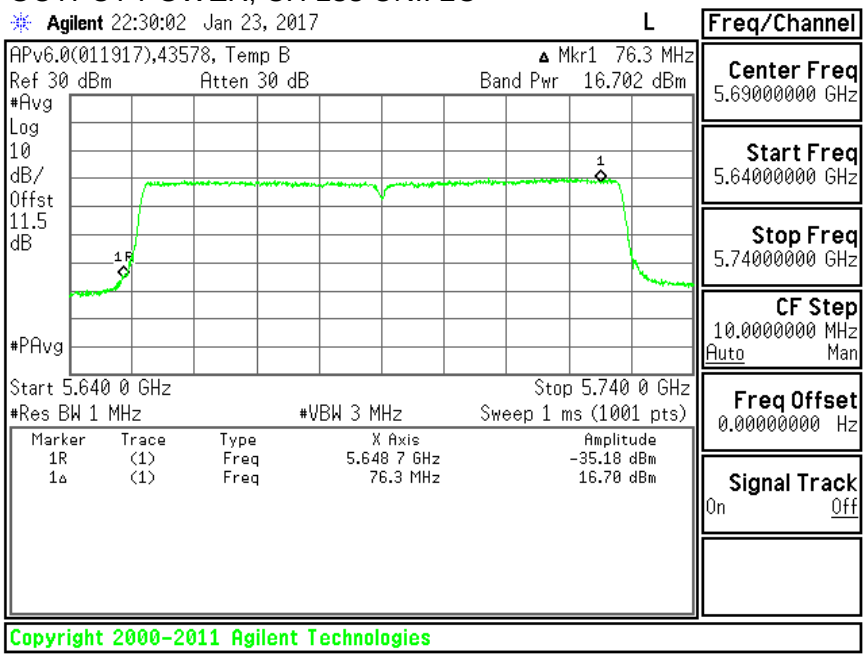

PSD, CH 138 UNII 2C

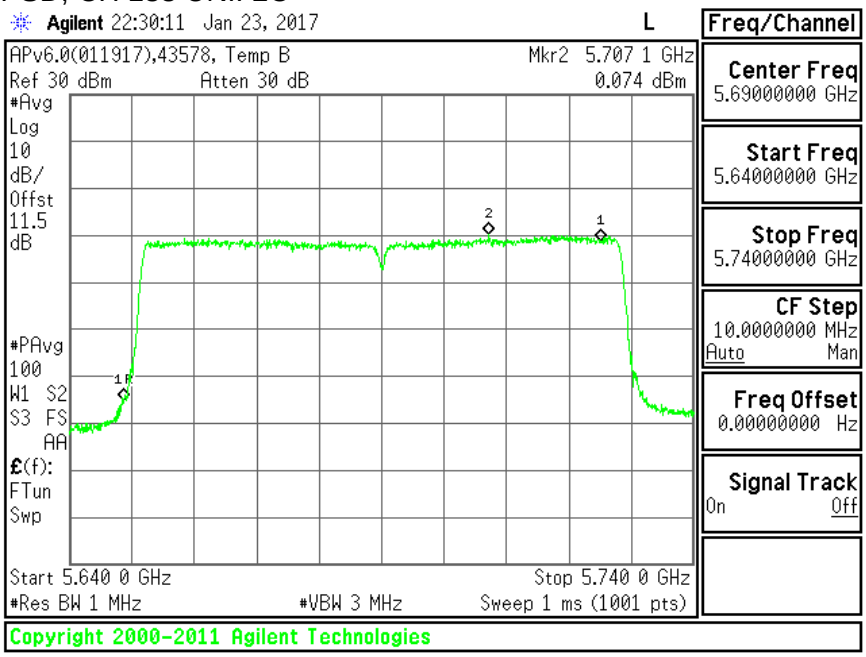

This report shall not be reproduced except in full, without the written approval of UL Verification Services Inc.

UNII-3 BAND

Antenna Gain and Limit

Channel	Frequency (MHz)	Min 26 dB BW (MHz)	Directional Gain (dBi)	Power Limit (dBm)	PSD Limit (dBm)
138	5690	6.28	3.21	30.00	30.00

Duty Cycle CF (dB)	0.19	Included in Calculations of Corr'd Power & PSD

Output Power Results

Channel	Frequency (MHz)	Antenna B Meas Power (dBm)	Total Corr'd Power (dBm)	Power Limit (dBm)	Power Margin (dB)
138	5690	3.927	4.12	30.00	-25.88

PSD Results

Channel	Frequency (MHz)	Antenna B Meas PSD (dBm)	Total Corr'd PSD (dBm)	PSD Limit (dBm)	PSD Margin (dB)
138	5690	-3.353	-3.16	30.00	-33.16

This report shall not be reproduced except in full, without the written approval of UL Verification Services Inc.

OUTPUT POWER, CH 138 UNII 3

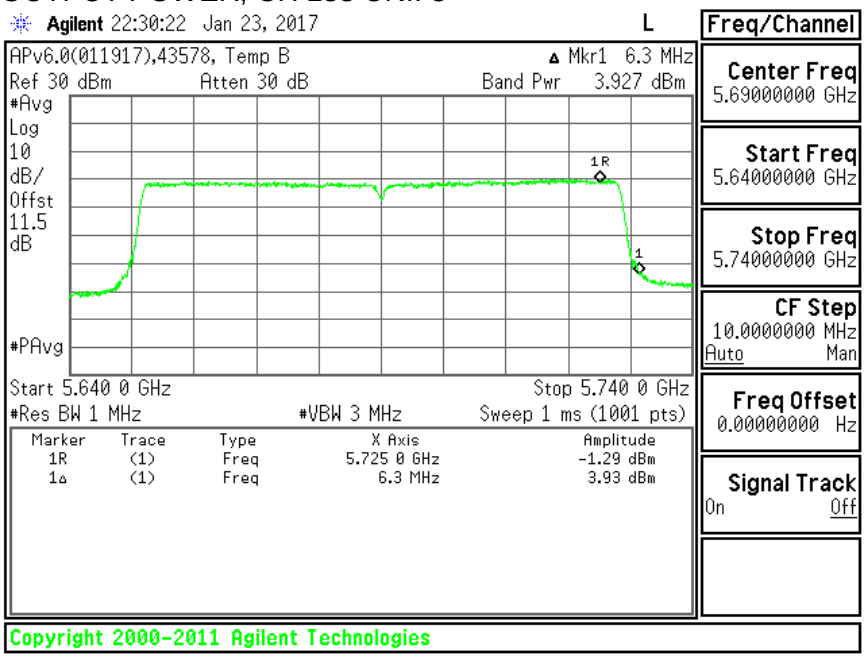

PSD, CH 138 UNII 3

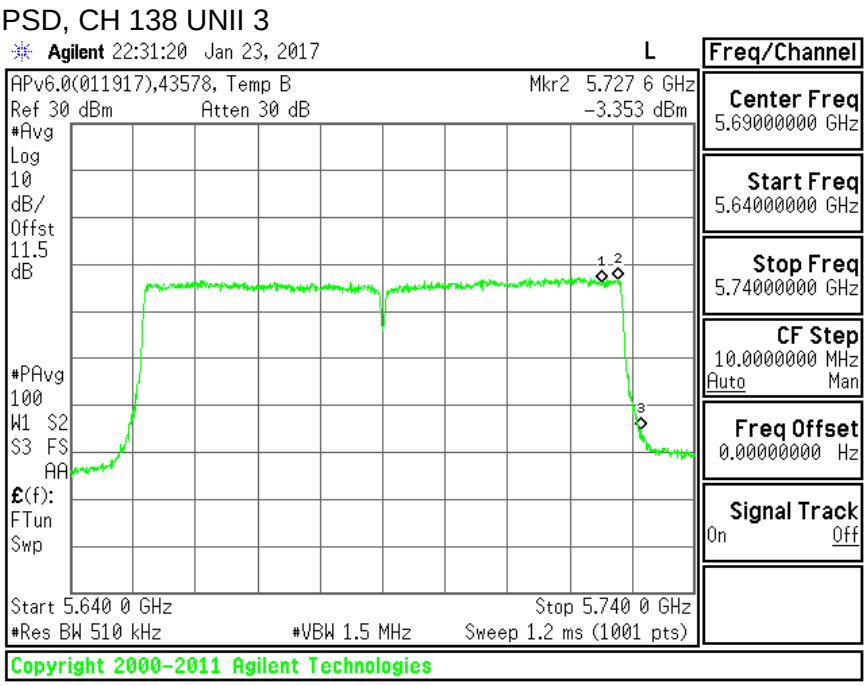

This report shall not be reproduced except in full, without the written approval of UL Verification Services Inc.

8.43.2. 6 dB BANDWIDTH

LIMITS

FCC §15.407 (e)

The minimum 6 dB bandwidth shall be at least 500 kHz.

RESULTS

Channel	Frequency (MHz)	6 dB Bandwidth (MHz)
High	5690	3.20

6 dB BANDWIDTH

6dBc BW, CH 138 UNII 3

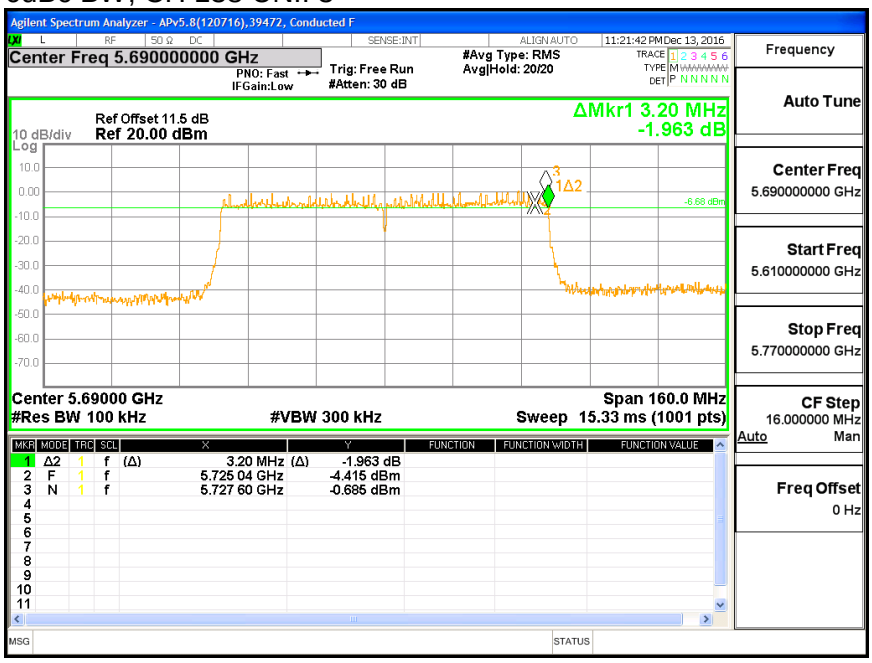

This report shall not be reproduced except in full, without the written approval of UL Verification Services Inc.

8.44. 802.11ac VHT80 2Tx (ANTENNA A + ANTENNA B) CDD MODE IN THE 5.6 GHz BAND

8.44.1. 26 dB BANDWIDTH

LIMITS

None; for reporting purposes only.

RESULTS

Channel	Frequency (MHz)	26 dB BW Antenna A (MHz)	26 dB BW Antenna B (MHz)
Low	5530	82.560	82.400
Mid	5610	82.720	82.560
High	5690	82.560	82.560

This report shall not be reproduced except in full, without the written approval of UL Verification Services Inc.

26 dB BANDWIDTH, ANTENNA A

BANDWIDTH, LOW CH

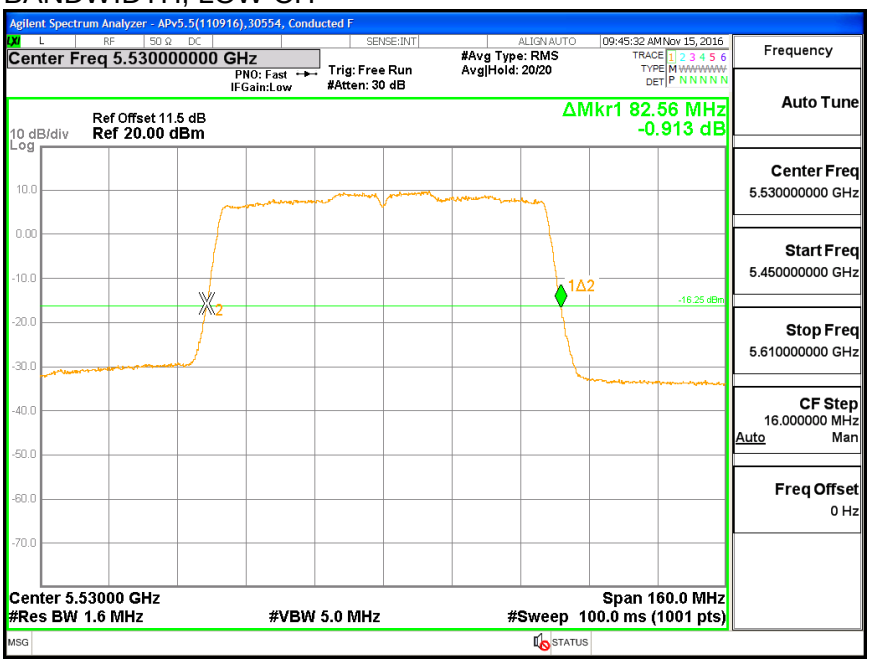

BANDWIDTH, MID CH

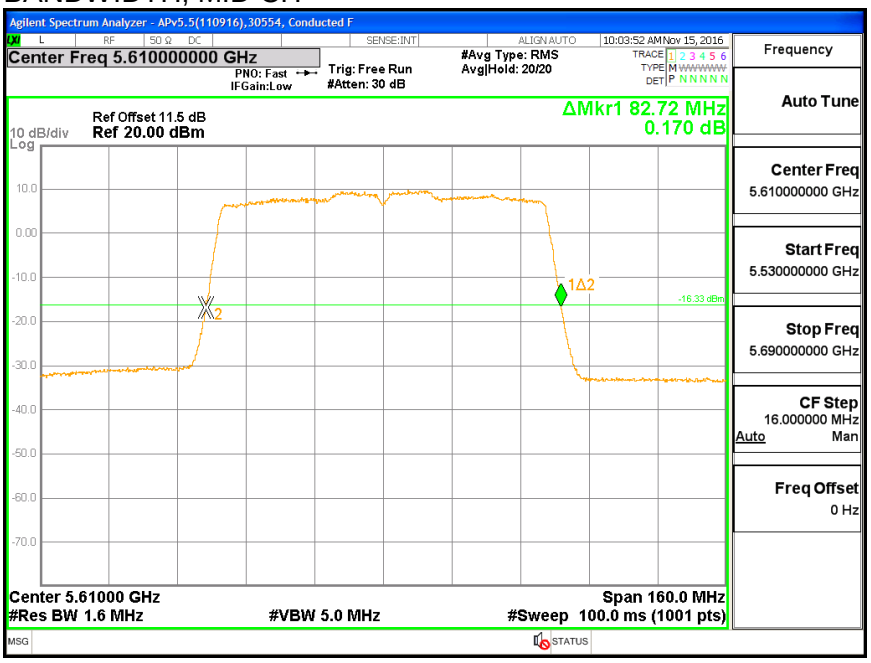

This report shall not be reproduced except in full, without the written approval of UL Verification Services Inc.

BANDWIDTH, HIGH CH 138

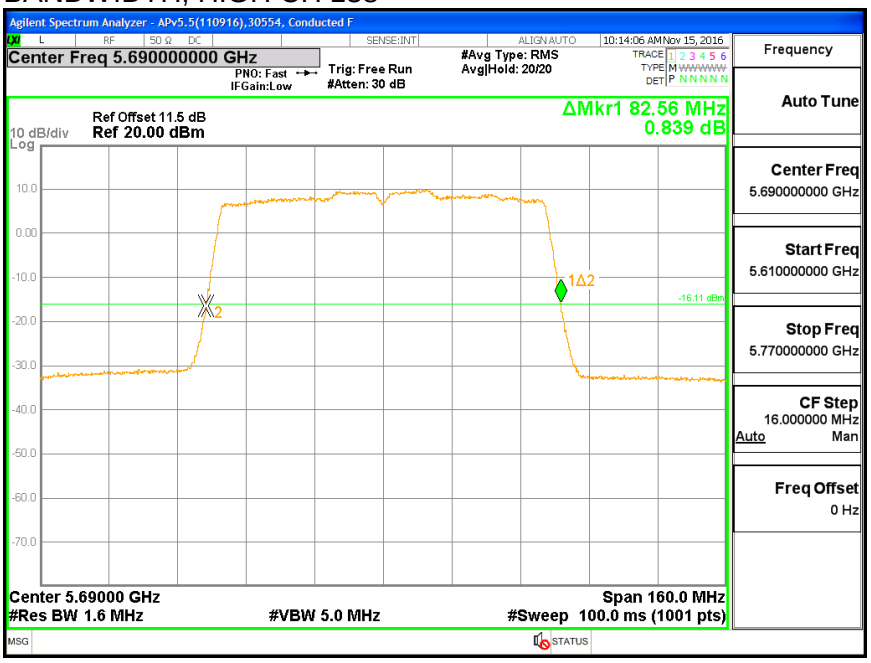

26 dB BANDWIDTH, ANTENNA B

BANDWIDTH, LOW CH

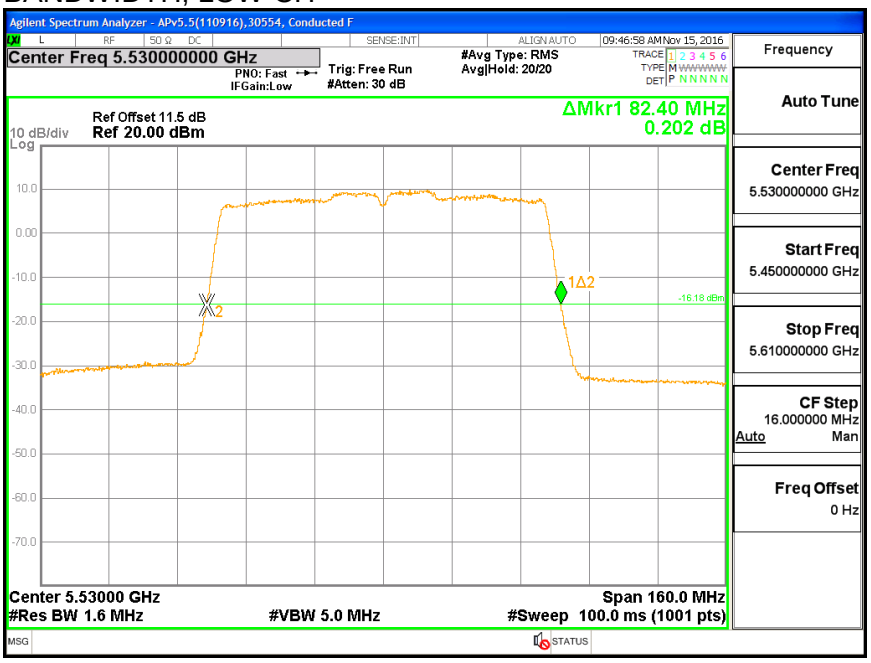

This report shall not be reproduced except in full, without the written approval of UL Verification Services Inc.

BANDWIDTH, MID CH

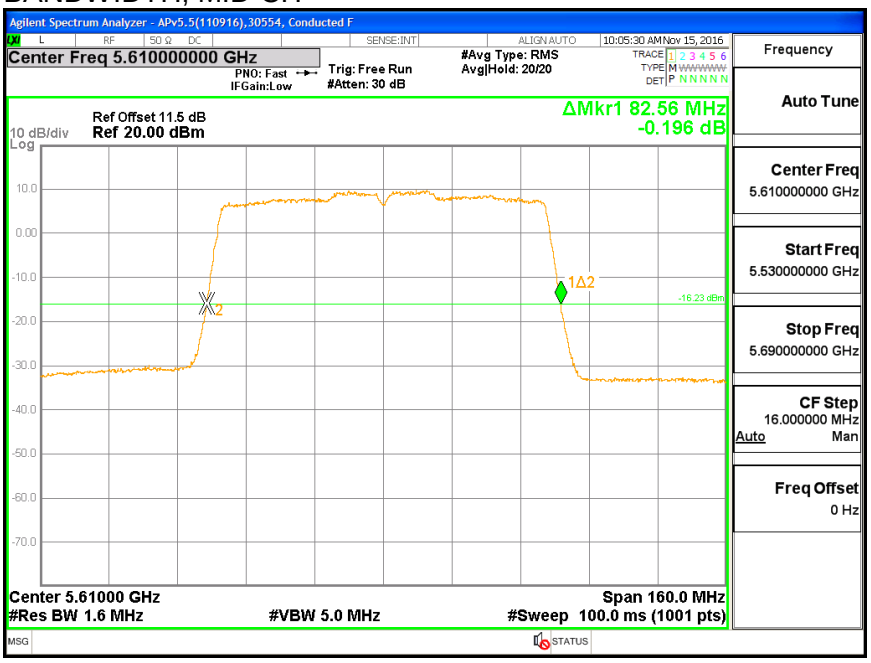

BANDWIDTH, HIGH CH 138

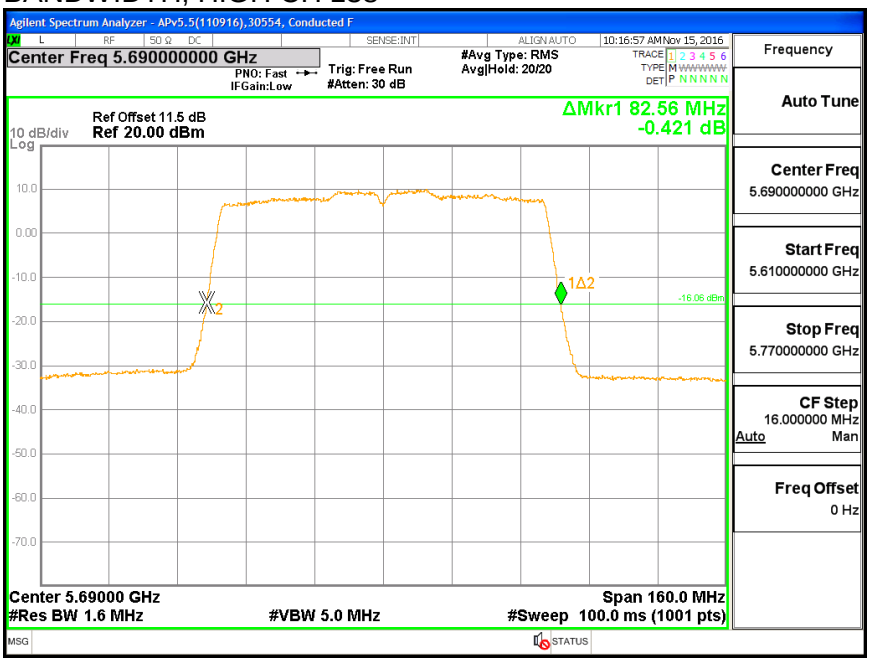

This report shall not be reproduced except in full, without the written approval of UL Verification Services Inc.

8.44.2. 99% BANDWIDTH

LIMITS

None; for reporting purposes only.

RESULTS

Channel	Frequency (MHz)	99% BW Antenna A (MHz)	99% BW Antenna B (MHz)
Low	5530	75.905	75.332
Mid	5610	75.676	75.656
High	5690	76.010	76.020

This report shall not be reproduced except in full, without the written approval of UL Verification Services Inc.

99% BANDWIDTH, ANTENNA A

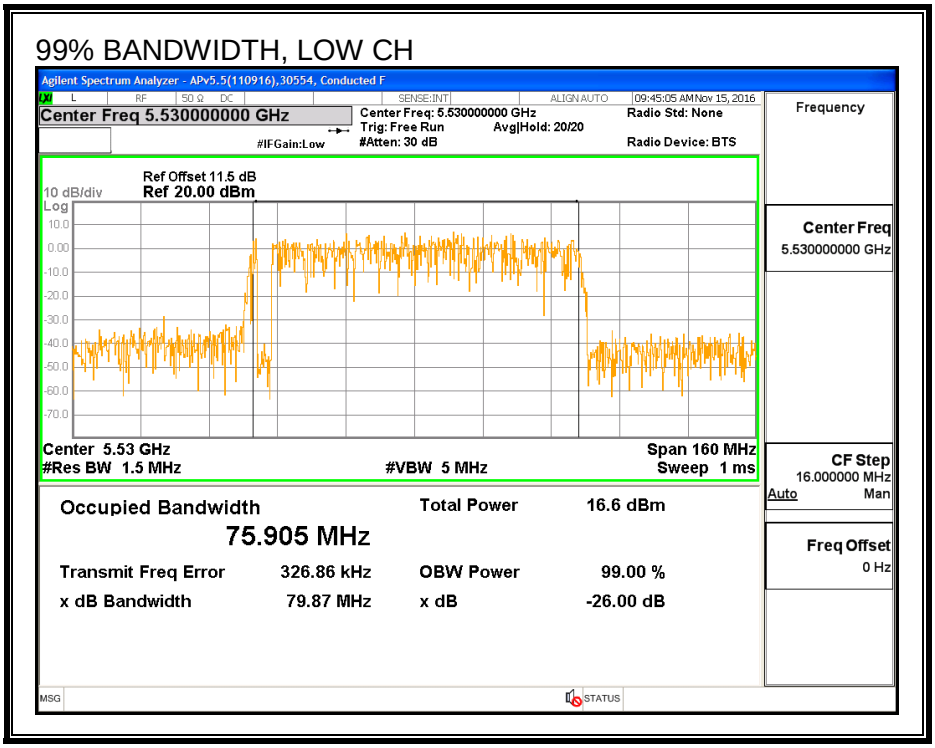

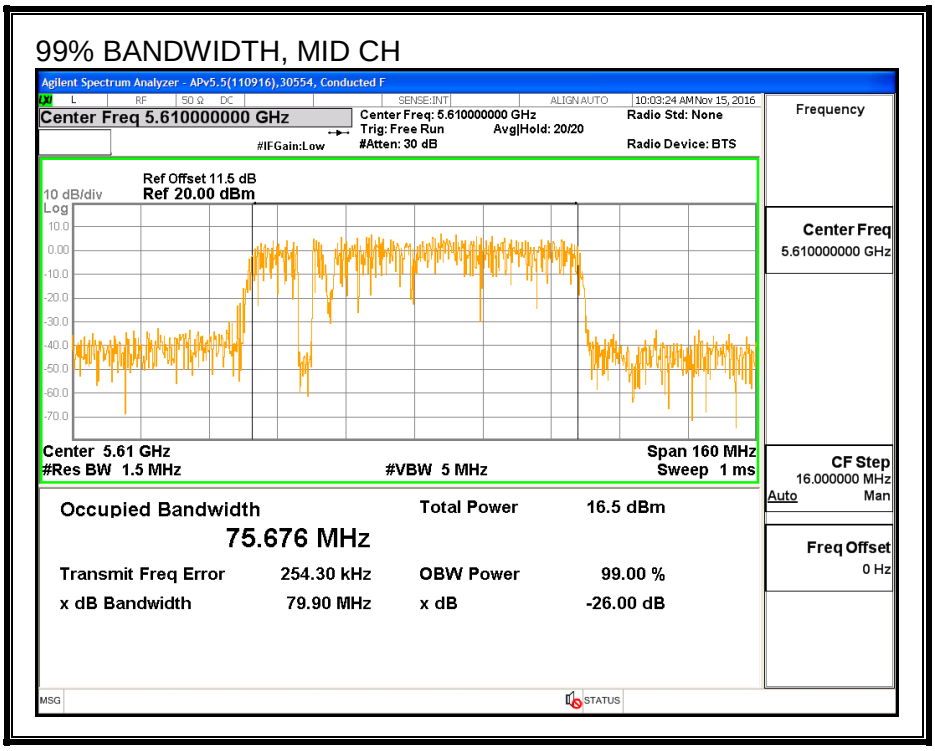

This report shall not be reproduced except in full, without the written approval of UL Verification Services Inc.

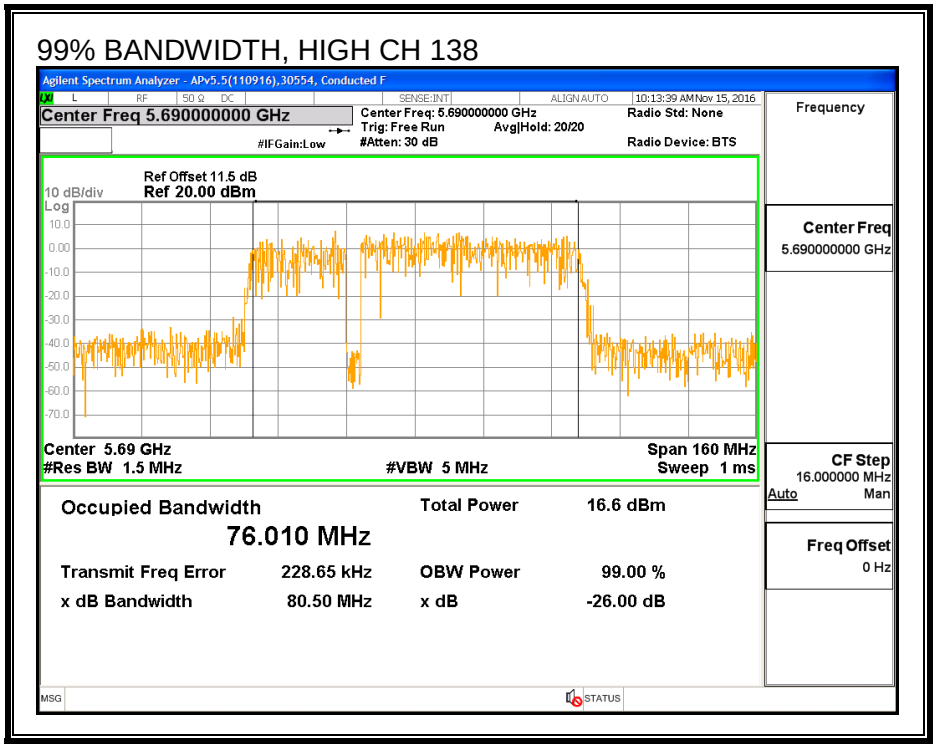

99% BANDWIDTH, ANTENNA B

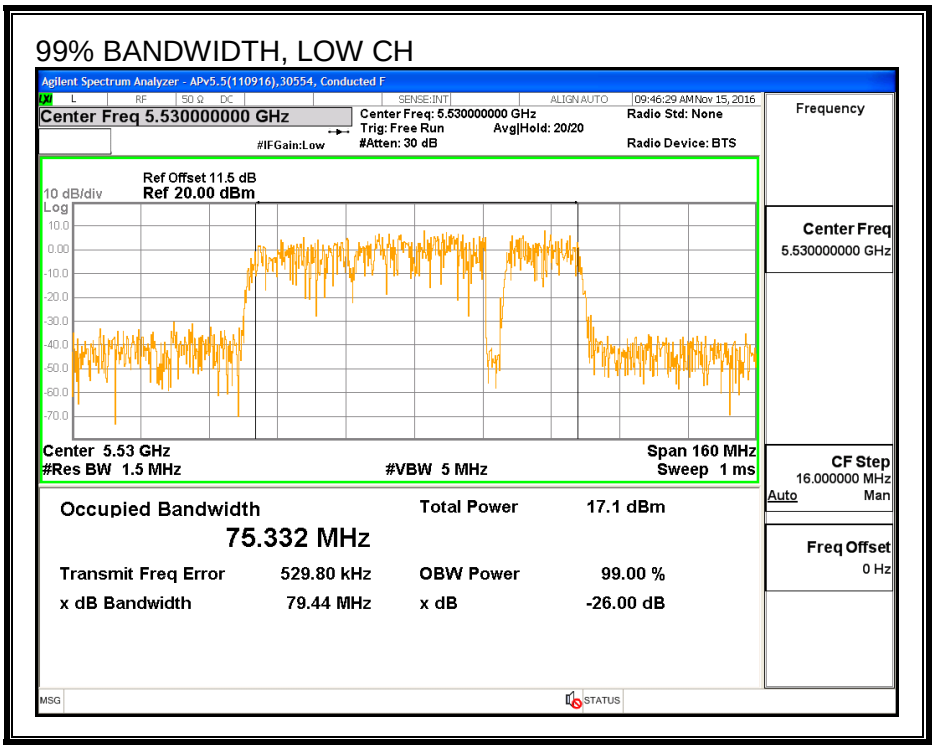

This report shall not be reproduced except in full, without the written approval of UL Verification Services Inc.

99% BANDWIDTH, MID CH

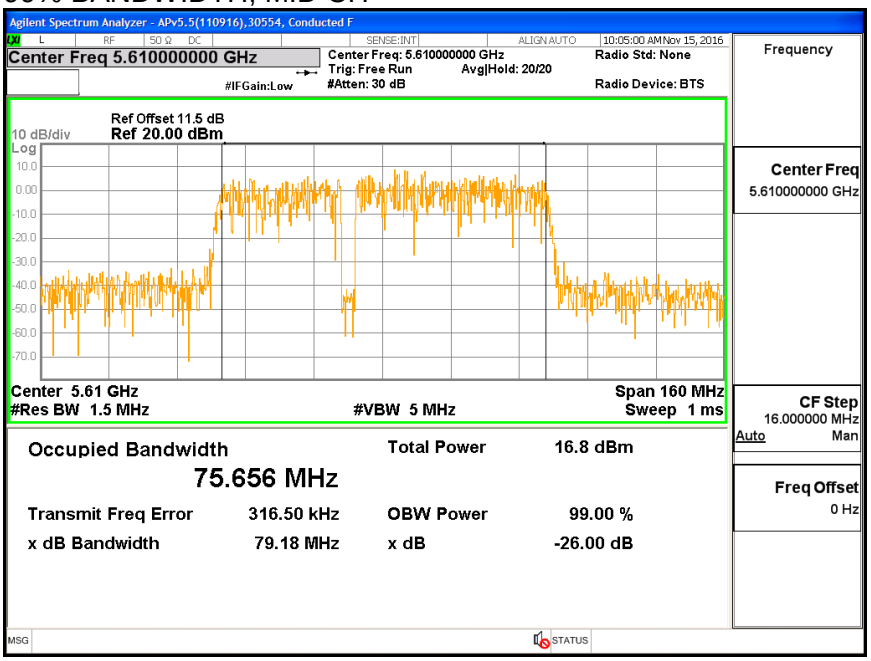

99% BANDWIDTH, HIGH CH 138

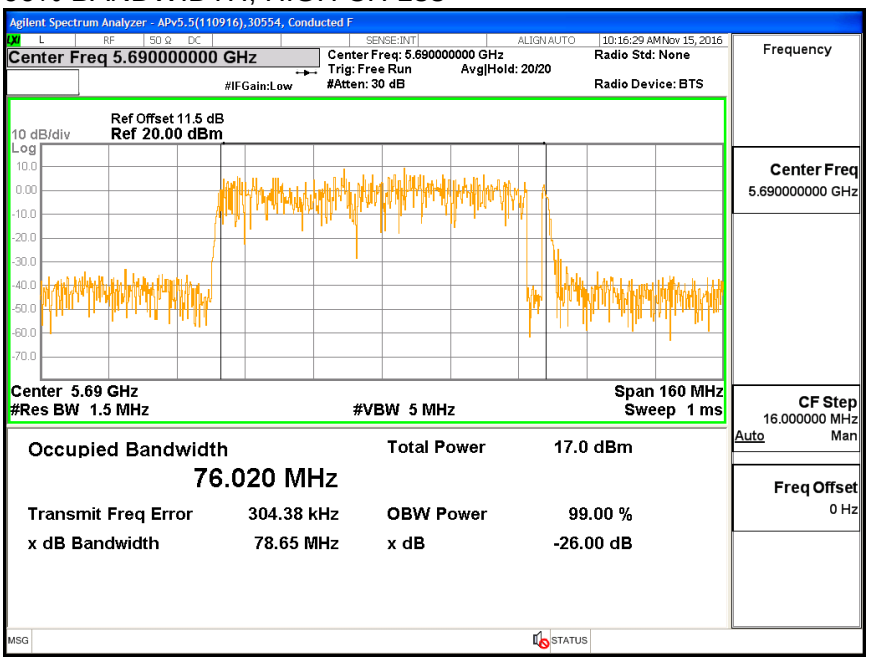

UL VERIFICATION SERVICES INC. FORM NO: CCSUP4701J
47173 BENICIA STREET, FREMONT, CA 94538, USA TEL: (510) 771-1000 FAX: (510) 661-0888
This report shall not be reproduced except in full, without the written approval of UL Verification Services Inc.

8.44.3. AVERAGE POWER

LIMITS

None; for reporting purposes only.

TEST PROCEDURE

Measurements perform using a wideband gated RF power meter.

RESULTS

ID:	39316	Date:	12/14/16

Average Power Results

Channel	Frequency (MHz)	Antenna A Power (dBm)	Antenna B Power (dBm)	Total Power (dBm)
Low	5530	12.95	12.98	15.98
Mid	5610	16.41	16.93	19.69
High	5690	16.45	17.00	19.74

This report shall not be reproduced except in full, without the written approval of UL Verification Services Inc.

8.44.4. OUTPUT POWER AND PSD

LIMITS

FCC §15.407 (a) (2)

For the band 5.47–5.725 GHz, the maximum conducted output power over the frequency band of operation shall not exceed the lesser of 250 mW or 11 dBm + 10 log B, where B is the 26–dB emission bandwidth in MHz. In addition, the maximum power spectral density shall not exceed 11 dBm in any 1–MHz band. If transmitting antennas of directional gain greater than 6 dBi are used, both the maximum conducted output power and the peak power spectral density shall be reduced by the amount in dB that the directional gain of the antenna exceeds 6 dBi.

TEST PROCEDURE

Measurements perform using a wideband gated RF power meter provided that the gate parameters are adjusted such that the power is measured only when the EUT is transmitting at its maximum power control level. Since the measurement is made only during the ON time of the transmitter, no duty cycle correction factor is required.

Straddle channel power is measured using PXA spectrum analyzer, duty cycle correction factor is required.

This report shall not be reproduced except in full, without the written approval of UL Verification Services Inc.

DIRECTIONAL ANTENNA GAIN

The TX chains are uncorrelated and the antenna gain is unequal among the chains. The directional gain is:

Antenna A Gain (dBi)	Antenna B Gain (dBi)	Uncorrelated Chains Directional Gain (dBi)
3.39	3.17	3.28

The TX chains are correlated and the antenna gain is unequal among the chains. The directional gain is:

Antenna A Gain (dBi)	Antenna B Gain (dBi)	Correlated Chains Directional Gain (dBi)
3.39	3.17	6.29

UL VERIFICATION SERVICES INC. FORM NO: CCSUP4701J
47173 BENICIA STREET, FREMONT, CA 94538, USA TEL: (510) 771-1000 FAX: (510) 661-0888
This report shall not be reproduced except in full, without the written approval of UL Verification Services Inc.

RESULTS

ID:	39316	Date:	12/14/16

Bandwidth, Antenna Gain and Limits

Channel	Frequency (MHz)	Min 26 dB BW (MHz)	Min 99% BW (MHz)	Directional Gain for Power (dBi)	Directional Gain for PSD (dBi)	Power Limit (dBm)	PSD Limit (dBm)
Low	5530	82.40	75.332	3.28	6.29	24.00	10.71
High	5610	82.56	75.656	3.28	6.29	24.00	10.71

Duty Cycle CF (dB)	0.20	Included in Calculations of Corr'd PSD

Output Power Results

Channel	Frequency (MHz)	Antenna A Meas Power (dBm)	Antenna B Meas Power (dBm)	Total Corr'd Power (dBm)	Power Limit (dBm)	Power Margin (dB)
Low	5530	12.95	12.98	15.98	24.00	-8.02
High	5610	16.41	16.93	19.69	24.00	-4.31

PSD Results

Channel	Frequency (MHz)	Antenna A Meas PSD (dBm)	Antenna B Meas PSD (dBm)	Total Corr'd PSD (dBm)	PSD Limit (dBm)	PSD Margin (dB)
Low	5530	-3.72	-3.42	-0.36	10.71	-11.07
High	5610	0.25	-0.03	3.32	10.71	-7.39

UL VERIFICATION SERVICES INC. FORM NO: CCSUP4701J
47173 BENICIA STREET, FREMONT, CA 94538, USA TEL: (510) 771-1000 FAX: (510) 661-0888
This report shall not be reproduced except in full, without the written approval of UL Verification Services Inc.