PSD, ANTENNA A

PSD, LOW CH

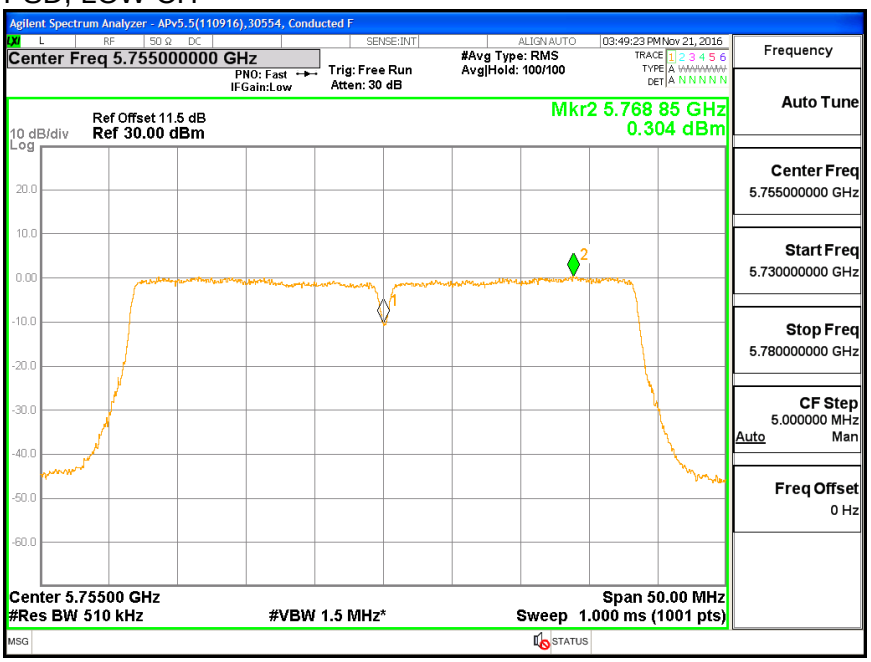

PSD, HIGH CH

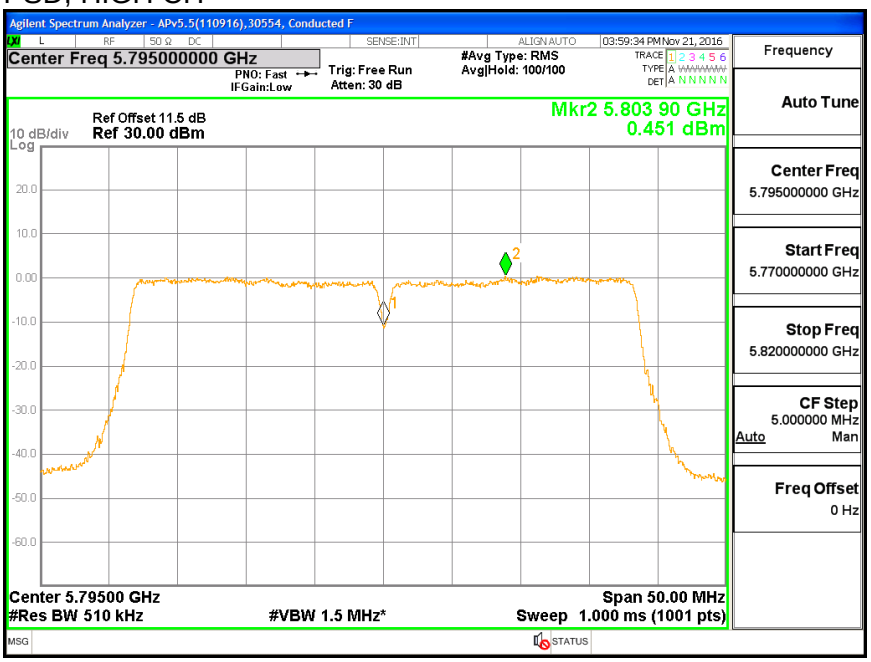

This report shall not be reproduced except in full, without the written approval of UL Verification Services Inc.

PSD, ANTENNA B

PSD, LOW CH

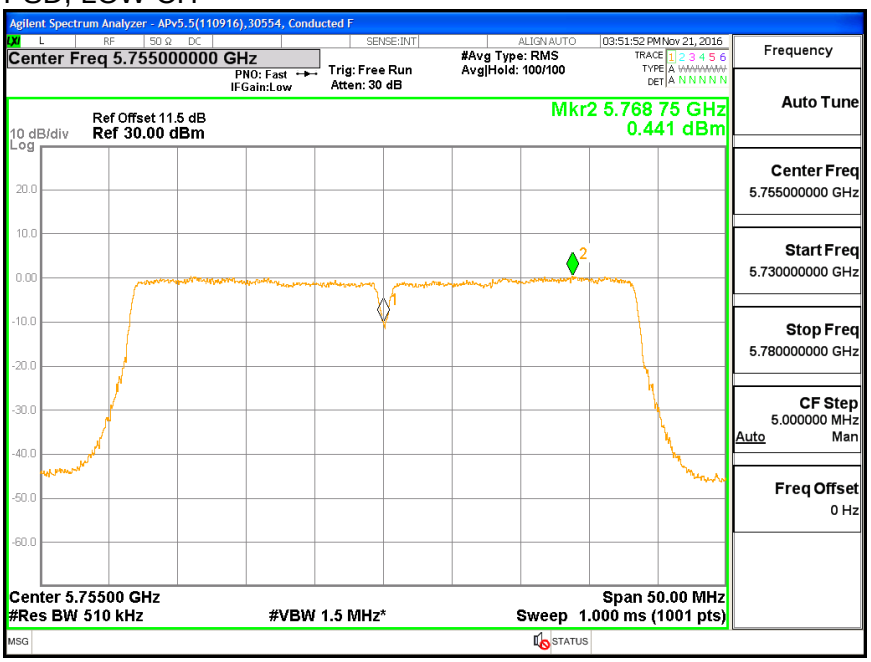

PSD, HIGH CH

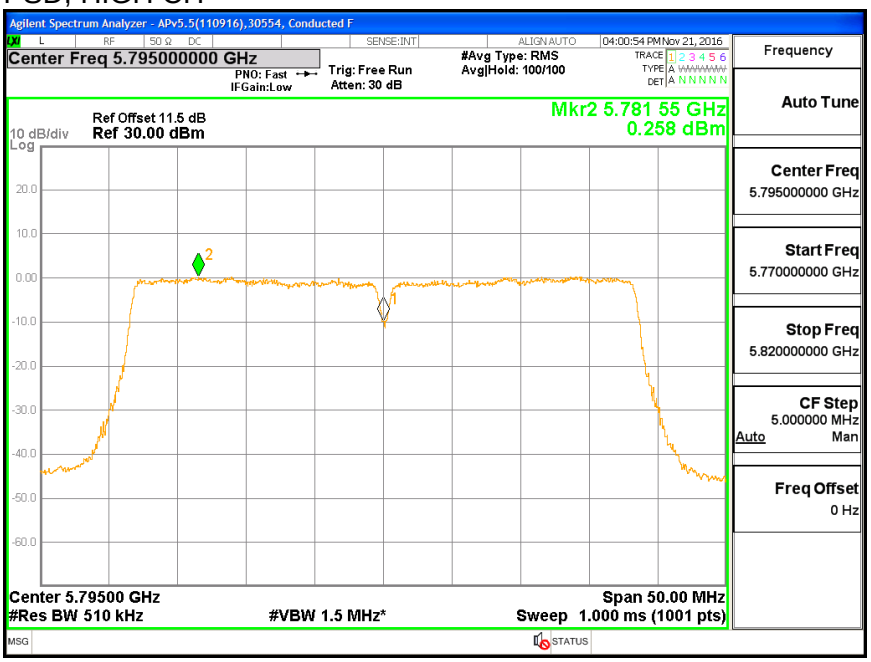

UL VERIFICATION SERVICES INC. FORM NO: CCSUP4701J
47173 BENICIA STREET, FREMONT, CA 94538, USA TEL: (510) 771-1000 FAX: (510) 661-0888
This report shall not be reproduced except in full, without the written approval of UL Verification Services Inc.

8.54. 802.11n HT40 2Tx (ANTENNA A + ANTENNA B) STBC MODE IN THE 5.8 GHz BAND

Noted: Covered by 802.11n HT40 2Tx (ANTENNA A + ANTENNA B) CDD MODE IN THE 5.8 GHz BAND

This report shall not be reproduced except in full, without the written approval of UL Verification Services Inc.

8.55. 802.11ac VHT80 ANTENNA A MODE IN THE 5.8 GHz BAND

8.55.1. 6 dB BANDWIDTH

LIMITS

FCC §15.407 (e)

The minimum 6 dB bandwidth shall be at least 500 kHz.

RESULTS

Channel	Frequency (MHz)	6 dB Bandwidth (MHz)	Minimum Limit (MHz)
Mid	5775	74.720	0.5

6 dB BANDWIDTH

6 dB BANDWIDTH, MID CH

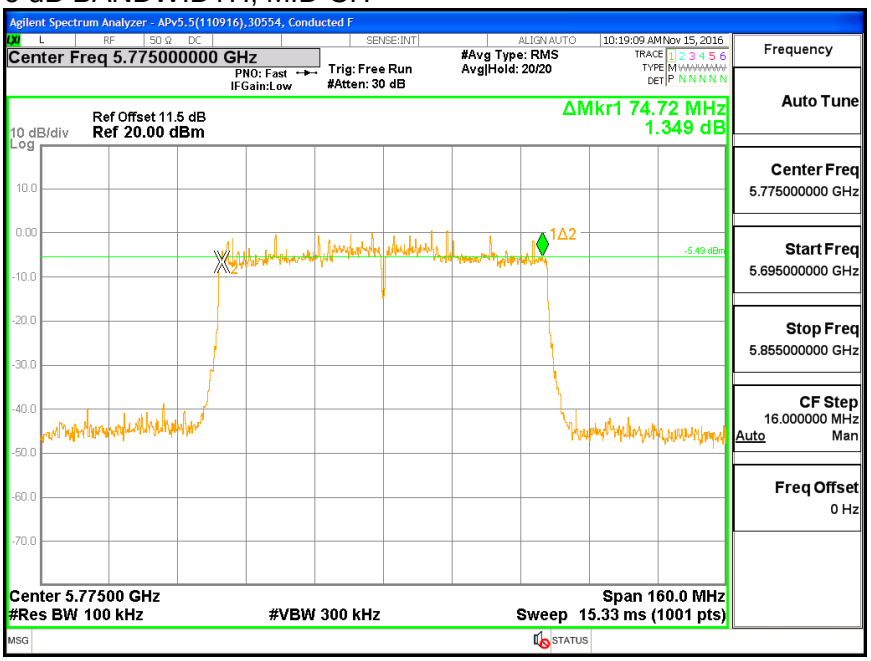

This report shall not be reproduced except in full, without the written approval of UL Verification Services Inc.

8.55.2. 26 dB BANDWIDTH

LIMITS

None, for reporting purposes only.

RESULTS

Channel	Frequency (MHz)	26 dB Bandwidth (MHz)
Mid	5775	82.560

26 dB BANDWIDTH

26 dB BANDWIDTH, MID CH

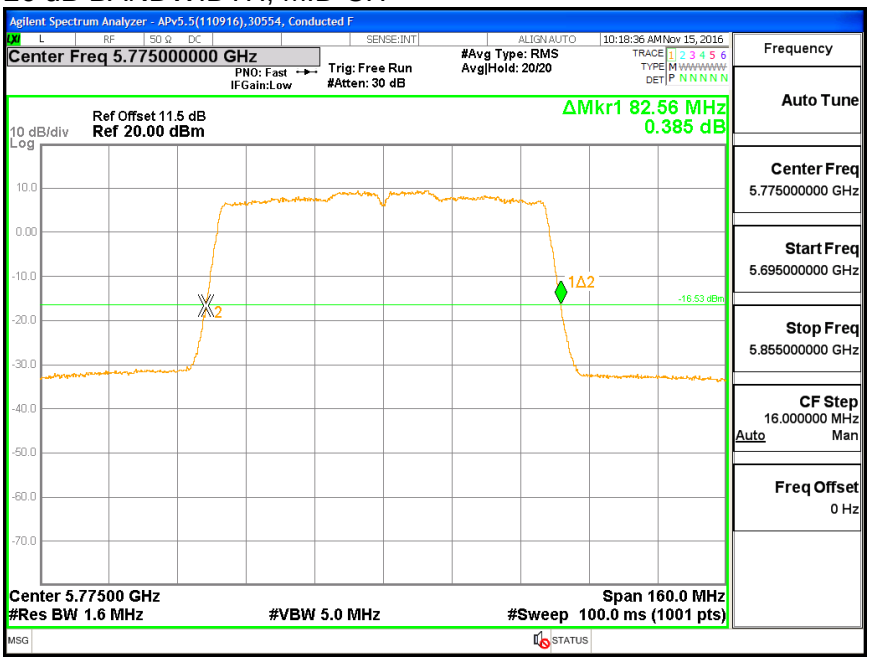

This report shall not be reproduced except in full, without the written approval of UL Verification Services Inc.

8.55.3. 99% BANDWIDTH

LIMITS

None; for reporting purposes only.

RESULTS

Channel	Frequency (MHz)	99% Bandwidth (MHz)
Mid	5775	73.206

99% BANDWIDTH

BANDWIDTH MID CH

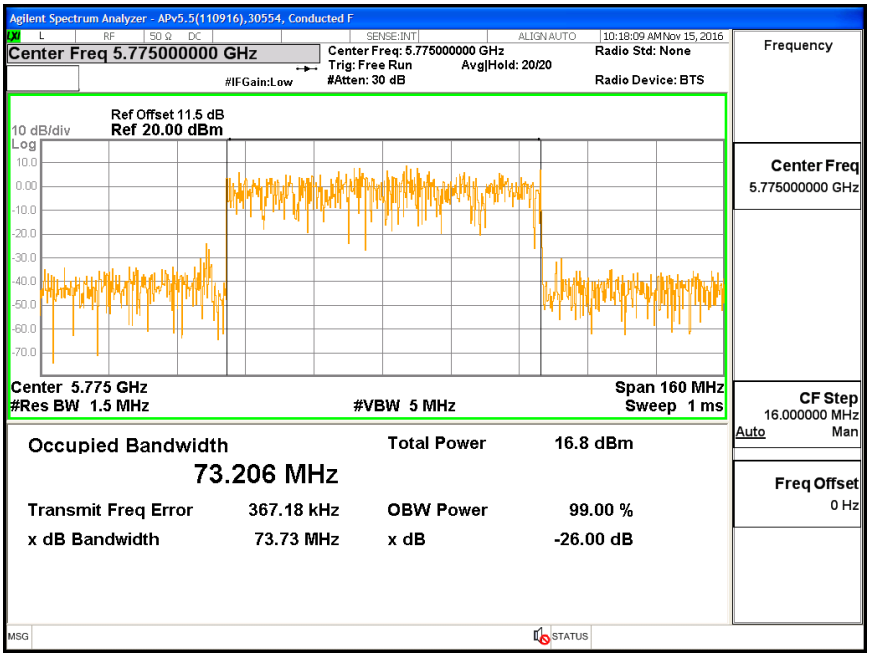

This report shall not be reproduced except in full, without the written approval of UL Verification Services Inc.

8.55.4. AVERAGE POWER

LIMITS

None; for reporting purposes only.

TEST PROCEDURE

Measurements perform using a wideband gated RF power meter.

RESULTS

ID:	39472	Date:	12/22/16

Channel	Frequency (MHz)	Power (dBm)
Mid	5775	16.40

This report shall not be reproduced except in full, without the written approval of UL Verification Services Inc.

8.55.5. OUTPUT POWER

LIMITS

FCC §15.407 (a) (3)

For the band 5.725-5.85 GHz, the maximum conducted output power over the frequency band of operation shall not exceed 1 W. In addition, the maximum power spectral density shall not exceed 30 dBm in any 500-kHz band. If transmitting antennas of directional gain greater than 6 dBi are used, both the maximum conducted output power and the maximum power spectral density shall be reduced by the amount in dB that the directional gain of the antenna exceeds 6 dBi.

TEST PROCEDURE

Measurements perform using a wideband gated RF power meter provided that the gate parameters are adjusted such that the power is measured only when the EUT is transmitting at its maximum power control level. Since the measurement is made only during the ON time of the transmitter, no duty cycle correction factor is required.

DIRECTIONAL ANTENNA GAIN

There is only one transmitter output therefore the directional gain is equal to the antenna gain.

This report shall not be reproduced except in full, without the written approval of UL Verification Services Inc.

RESULTS

ID:	39472	Date:	12/22/16

Antenna Gain and Limit

Channel	Frequency (MHz)	Directional Gain (dBi)	Power Limit (dBm)
Mid	5775	3.54	30.00

Output Power Results

Channel	Frequency (MHz)	Antenna A Meas Power (dBm)	Total Corr'd Power (dBm)	Power Limit (dBm)	Power Margin (dB)
Mid	5775	16.4	16.40	30.00	-13.60

UL VERIFICATION SERVICES INC. FORM NO: CCSUP4701J
47173 BENICIA STREET, FREMONT, CA 94538, USA TEL: (510) 771-1000 FAX: (510) 661-0888
This report shall not be reproduced except in full, without the written approval of UL Verification Services Inc.

8.55.6. PSD

LIMITS

FCC §15.407 (a) (3)

For the band 5.725-5.85 GHz, the maximum conducted output power over the frequency band of operation shall not exceed 1 W. In addition, the maximum power spectral density shall not exceed 30 dBm in any 500-kHz band. If transmitting antennas of directional gain greater than 6 dBi are used, both the maximum conducted output power and the maximum power spectral density shall be reduced by the amount in dB that the directional gain of the antenna exceeds 6 dBi.

DIRECTIONAL ANTENNA GAIN

There is only one transmitter output therefore the directional gain is equal to the antenna gain.

RESULTS

Antenna Gain and Limits

Channel	Frequency (MHz)	Directional Gain (dBi)	PSD Limit (dBm)
Mid	5775	3.54	30.00

Duty Cycle CF (dB)	0.19	Included in Calculations of Corr'd PSD

PSD Results

Channel	Frequency (MHz)	Antenna A Meas PSD (dBm)	Total Corr'd PSD (dBm)	PSD Limit (dBm)	PSD Margin (dB)
Mid	5775	-2.98	-2.79	30.00	-32.79

UL VERIFICATION SERVICES INC. FORM NO: CCSUP4701J
47173 BENICIA STREET, FREMONT, CA 94538, USA TEL: (510) 771-1000 FAX: (510) 661-0888
This report shall not be reproduced except in full, without the written approval of UL Verification Services Inc.

PSD

PSD, MID CH

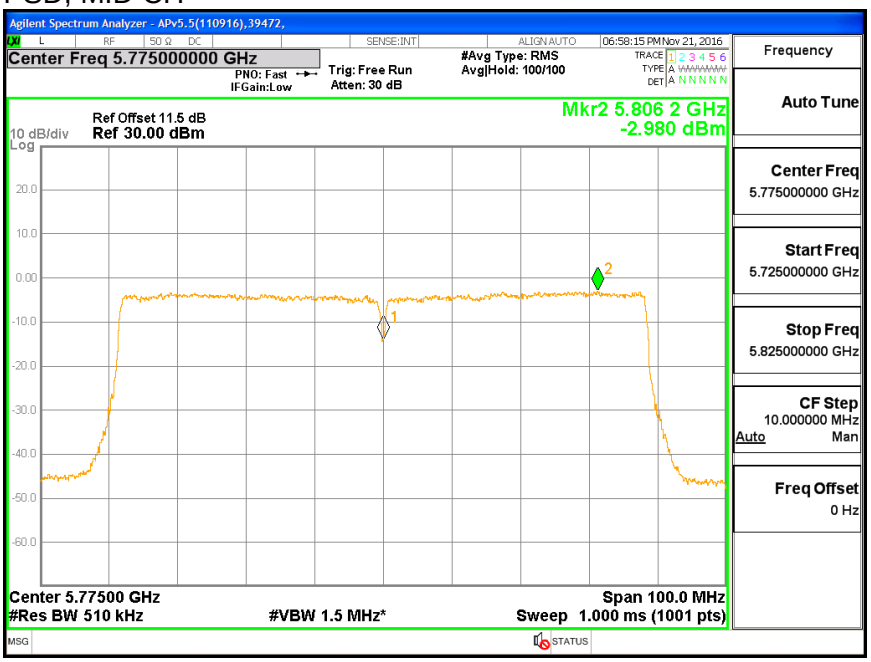

This report shall not be reproduced except in full, without the written approval of UL Verification Services Inc.

8.56. 802.11ac VHT80 ANTENNA B MODE IN THE 5.8 GHz BAND

8.56.1. 6 dB BANDWIDTH

LIMITS

FCC §15.407 (e)

The minimum 6 dB bandwidth shall be at least 500 kHz.

RESULTS

Channel	Frequency (MHz)	6 dB Bandwidth (MHz)	Minimum Limit (MHz)
Mid	5775	74.720	0.5

6 dB BANDWIDTH

6 dB BANDWIDTH, MID CH

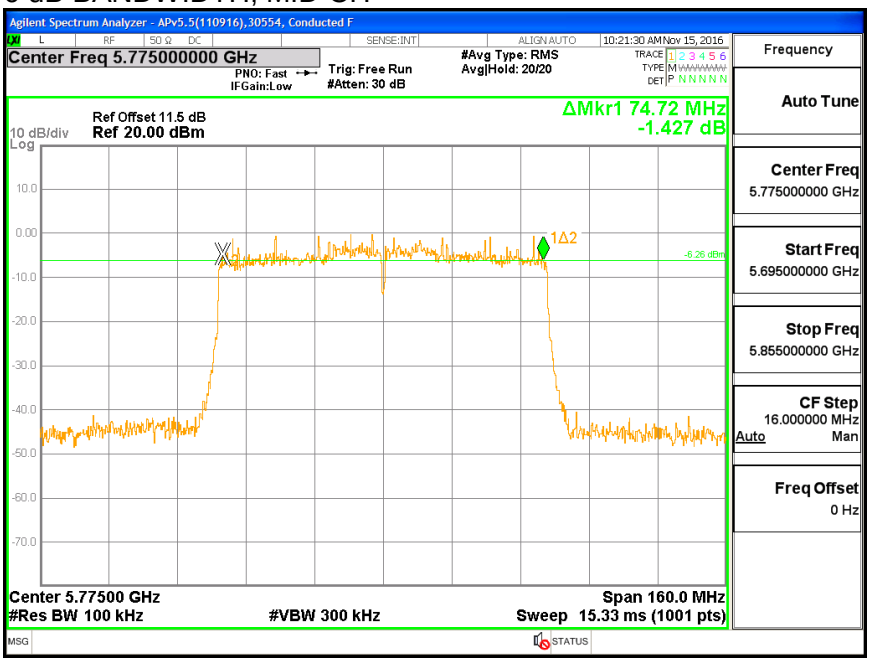

This report shall not be reproduced except in full, without the written approval of UL Verification Services Inc.

8.56.2. 26 dB BANDWIDTH

LIMITS

None, for reporting purposes only.

RESULTS

Channel	Frequency (MHz)	26 dB Bandwidth (MHz)
Mid	5775	82.720

26 dB BANDWIDTH

26 dB BANDWIDTH, MID CH

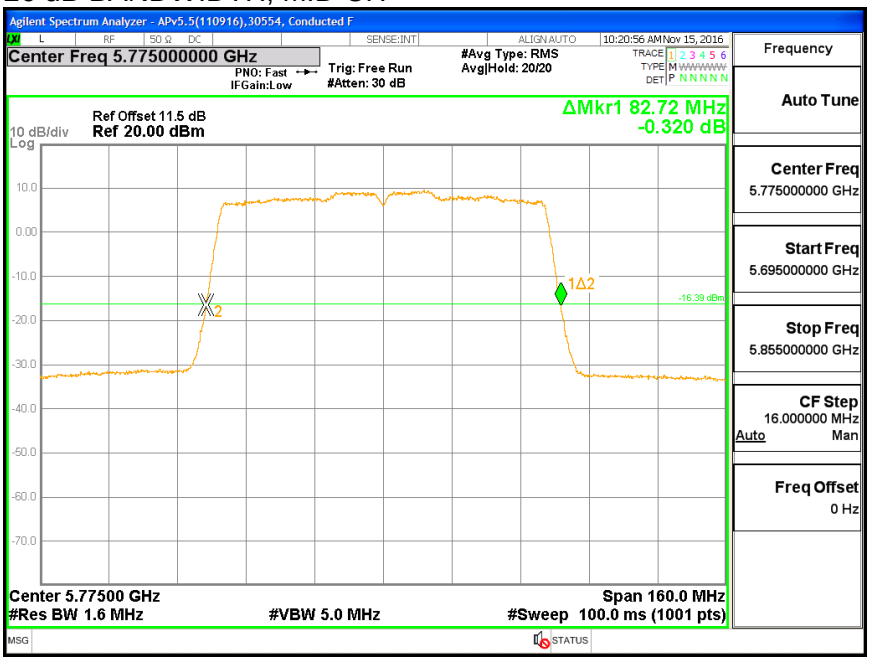

This report shall not be reproduced except in full, without the written approval of UL Verification Services Inc.

8.56.3. 99% BANDWIDTH

LIMITS

None; for reporting purposes only.

RESULTS

Channel	Frequency (MHz)	99% Bandwidth (MHz)
Mid	5775	75.768

99% BANDWIDTH

BANDWIDTH MID CH

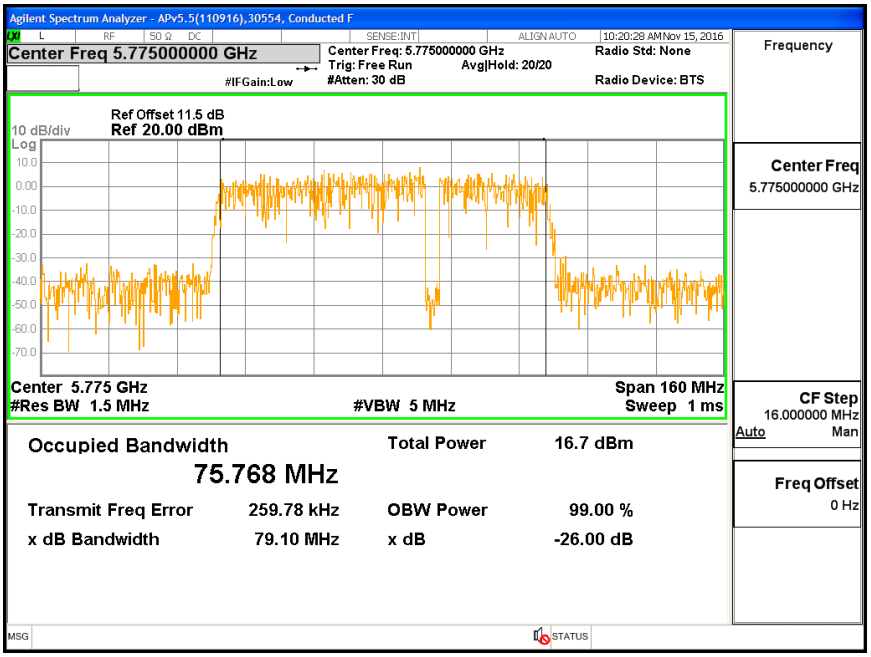

This report shall not be reproduced except in full, without the written approval of UL Verification Services Inc.

8.56.4. AVERAGE POWER

LIMITS

None; for reporting purposes only.

TEST PROCEDURE

Measurements perform using a wideband gated RF power meter.

RESULTS

ID:	39316	Date:	12/14/16

Channel	Frequency (MHz)	Power (dBm)
Mid	5775	16.44

UL VERIFICATION SERVICES INC. FORM NO: CCSUP4701J
47173 BENICIA STREET, FREMONT, CA 94538, USA TEL: (510) 771-1000 FAX: (510) 661-0888
This report shall not be reproduced except in full, without the written approval of UL Verification Services Inc.

8.56.5. OUTPUT POWER

LIMITS

FCC §15.407 (a) (3)

For the band 5.725-5.85 GHz, the maximum conducted output power over the frequency band of operation shall not exceed 1 W. In addition, the maximum power spectral density shall not exceed 30 dBm in any 500-kHz band. If transmitting antennas of directional gain greater than 6 dBi are used, both the maximum conducted output power and the maximum power spectral density shall be reduced by the amount in dB that the directional gain of the antenna exceeds 6 dBi.

TEST PROCEDURE

Measurements perform using a wideband gated RF power meter provided that the gate parameters are adjusted such that the power is measured only when the EUT is transmitting at its maximum power control level. Since the measurement is made only during the ON time of the transmitter, no duty cycle correction factor is required.

DIRECTIONAL ANTENNA GAIN

There is only one transmitter output therefore the directional gain is equal to the antenna gain.

This report shall not be reproduced except in full, without the written approval of UL Verification Services Inc.

RESULTS

ID:	39316	Date:	12/14/16

Antenna Gain and Limit

Channel	Frequency (MHz)	Directional Gain (dBi)	Power Limit (dBm)
Mid	5775	3.21	30.00

Output Power Results

Channel	Frequency (MHz)	Antenna B Meas Power (dBm)	Total Corr'd Power (dBm)	Power Limit (dBm)	Power Margin (dB)
Mid	5775	16.44	16.44	30.00	-13.56

UL VERIFICATION SERVICES INC. FORM NO: CCSUP4701J
47173 BENICIA STREET, FREMONT, CA 94538, USA TEL: (510) 771-1000 FAX: (510) 661-0888
This report shall not be reproduced except in full, without the written approval of UL Verification Services Inc.

8.56.6. PSD

LIMITS

FCC §15.407 (a) (3)

For the band 5.725-5.85 GHz, the maximum conducted output power over the frequency band of operation shall not exceed 1 W. In addition, the maximum power spectral density shall not exceed 30 dBm in any 500-kHz band. If transmitting antennas of directional gain greater than 6 dBi are used, both the maximum conducted output power and the maximum power spectral density shall be reduced by the amount in dB that the directional gain of the antenna exceeds 6 dBi.

DIRECTIONAL ANTENNA GAIN

There is only one transmitter output therefore the directional gain is equal to the antenna gain.

RESULTS

Antenna Gain and Limits

Channel	Frequency (MHz)	Directional Gain (dBi)	PSD Limit (dBm)
Mid	5775	3.21	30.00

Duty Cycle CF (dB)	0.19	Included in Calculations of Corr'd PSD

PSD Results

Channel	Frequency (MHz)	Antenna B Meas PSD (dBm)	Total Corr'd PSD (dBm)	PSD Limit (dBm)	PSD Margin (dB)
Mid	5775	-2.618	-2.43	30.00	-32.43

UL VERIFICATION SERVICES INC. FORM NO: CCSUP4701J
47173 BENICIA STREET, FREMONT, CA 94538, USA TEL: (510) 771-1000 FAX: (510) 661-0888
This report shall not be reproduced except in full, without the written approval of UL Verification Services Inc.

PSD

PSD, MID CH

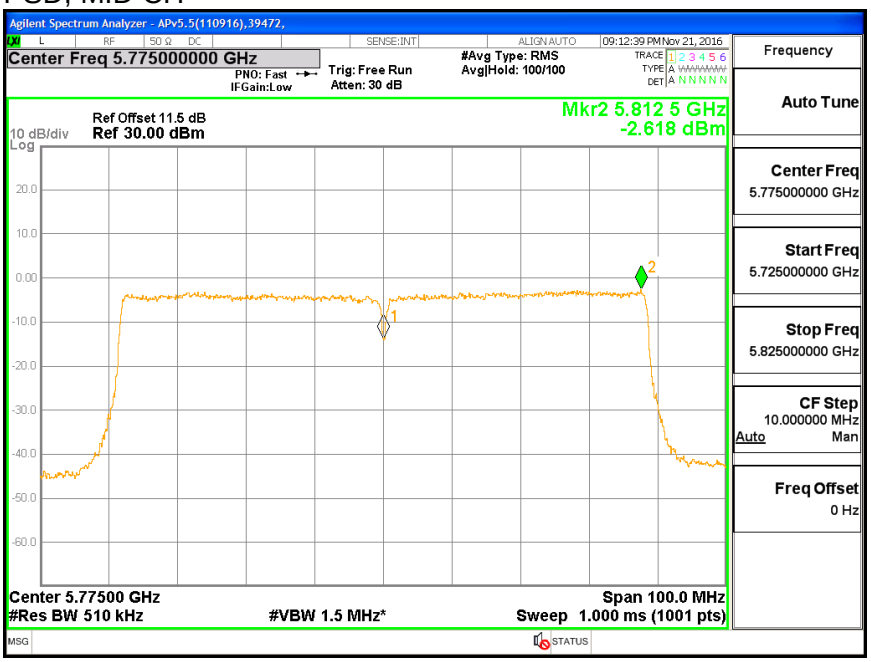

This report shall not be reproduced except in full, without the written approval of UL Verification Services Inc.

8.57. 802.11ac VHT80 2Tx (ANTENNA A + ANTENNA B) CDD MODE IN THE 5.8 GHz BAND

8.57.1. 6 dB BANDWIDTH

LIMITS

FCC §15.407 (e)

The minimum 6 dB bandwidth shall be at least 500 kHz.

RESULTS

Channel	Frequency (MHz)	6 dB BW Antenna A (MHz)	6 dB BW Antenna B (MHz)	Minimum Limit (MHz)
Mid	5775	75.520	75.680	0.5

UL VERIFICATION SERVICES INC. FORM NO: CCSUP4701J
47173 BENICIA STREET, FREMONT, CA 94538, USA TEL: (510) 771-1000 FAX: (510) 661-0888
This report shall not be reproduced except in full, without the written approval of UL Verification Services Inc.

6 dB BANDWIDTH, ANTENNA A

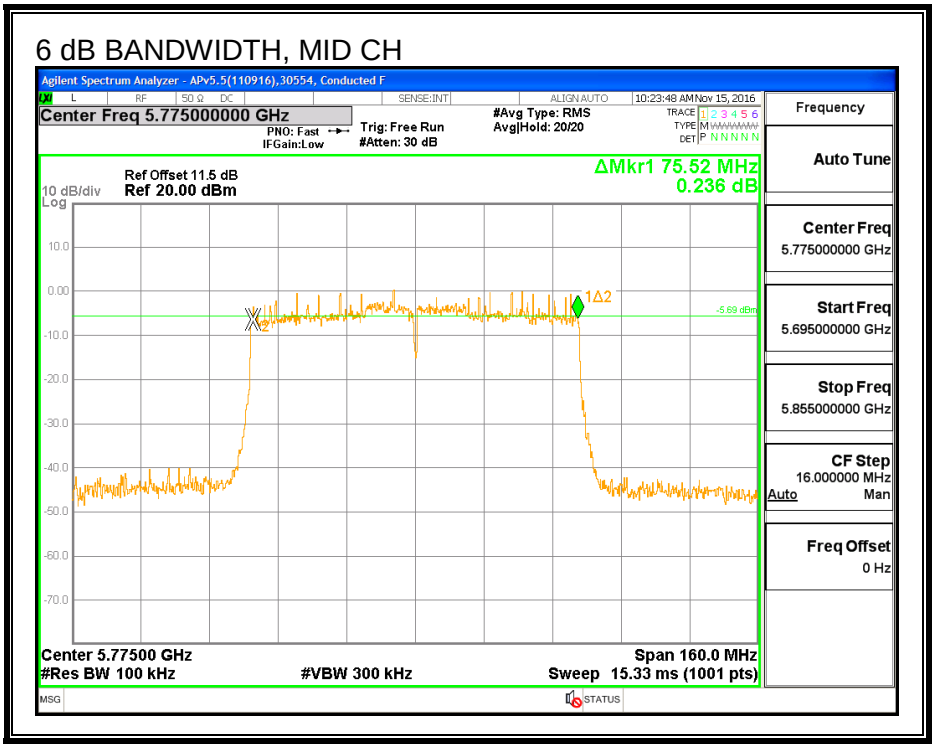

6 DB BANDWIDTH, ANTENNA B

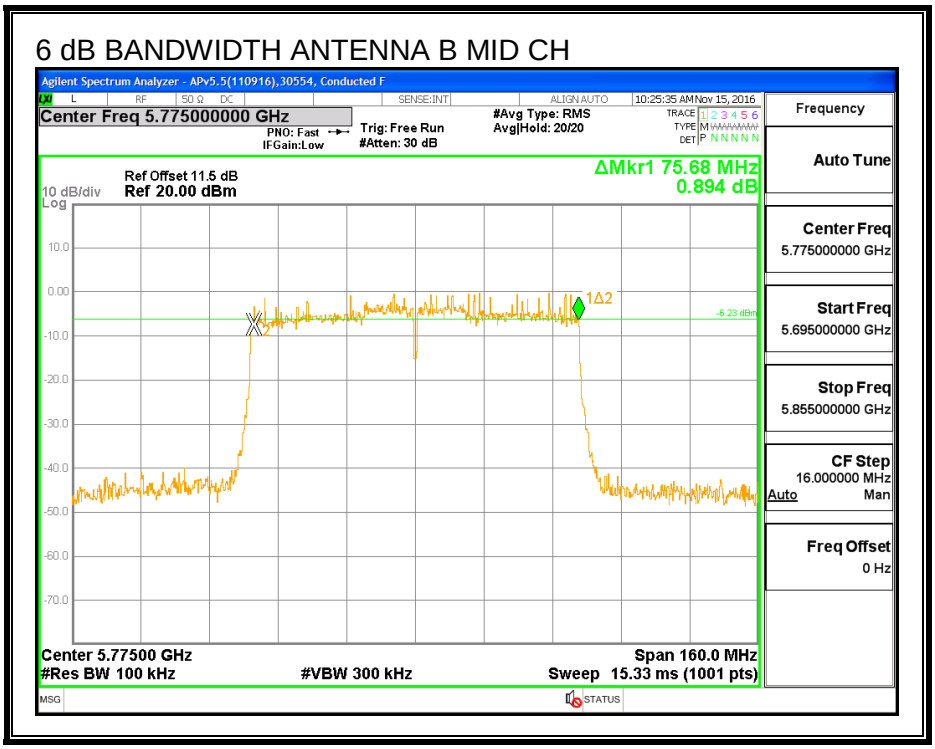

This report shall not be reproduced except in full, without the written approval of UL Verification Services Inc.

8.57.2. 26 dB BANDWIDTH

LIMITS

None, for reporting purposes only.

RESULTS

Channel	Frequency (MHz)	26 dB BW Antenna A (MHz)	26 dB BW Antenna B (MHz)
Mid	5775	82.720	82.560

This report shall not be reproduced except in full, without the written approval of UL Verification Services Inc.

26 dB BANDWIDTH, ANTENNA A

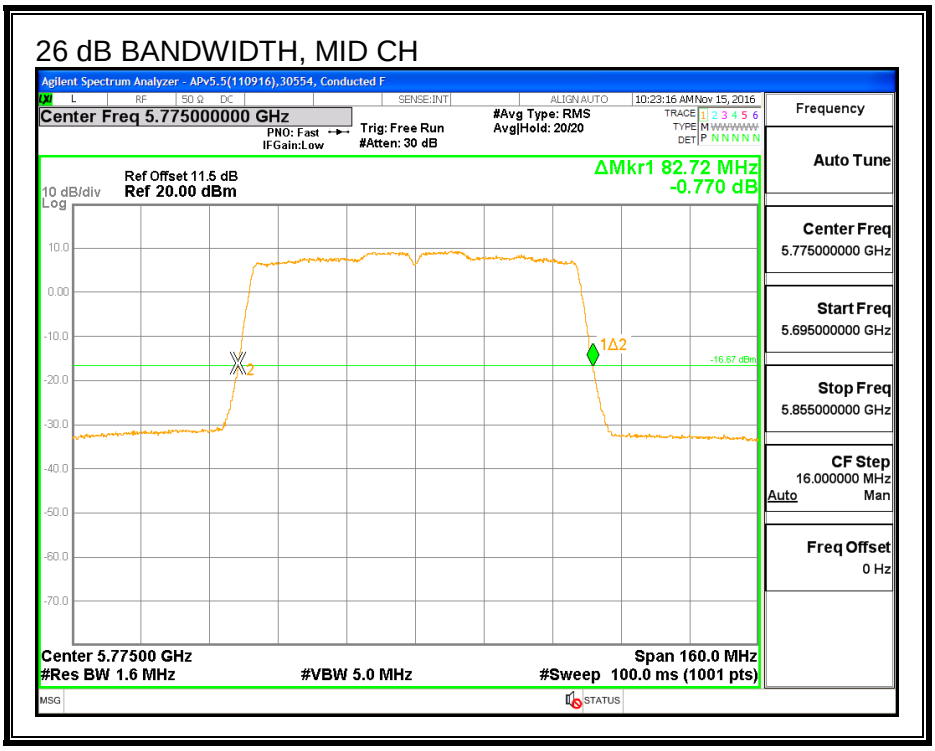

26 dB BANDWIDTH, ANTENNA B

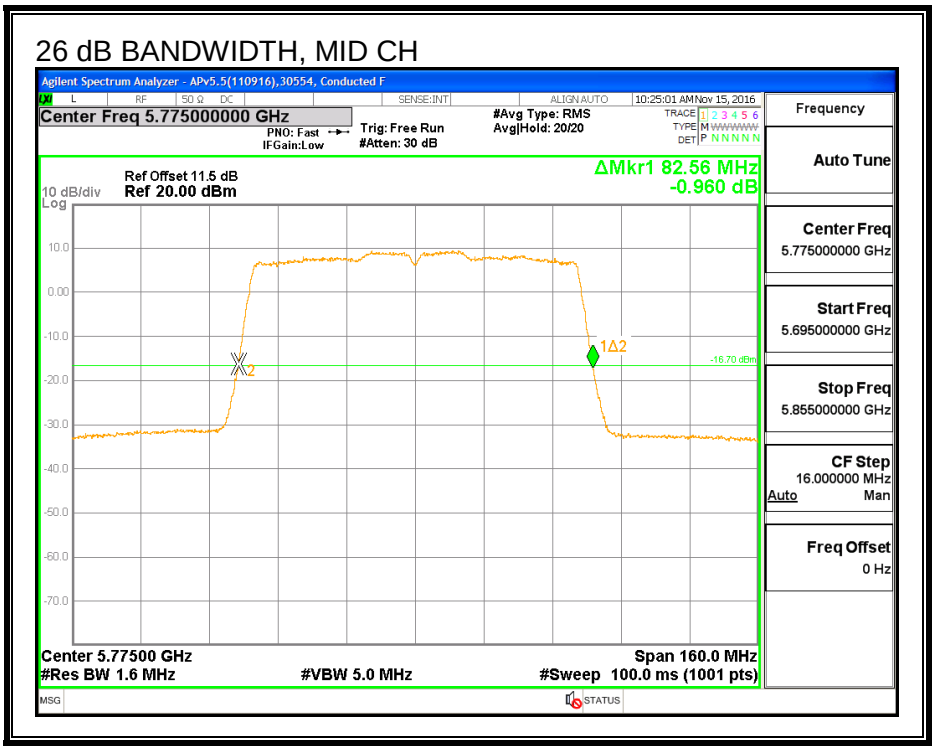

This report shall not be reproduced except in full, without the written approval of UL Verification Services Inc.

8.57.3. 99% BANDWIDTH

LIMITS

None; for reporting purposes only.

RESULTS

Channel	Frequency (MHz)	99% BW Antenna A (MHz)	99% BW Antenna B (MHz)
Mid	5775	75.669	75.926

UL VERIFICATION SERVICES INC. FORM NO: CCSUP4701J
47173 BENICIA STREET, FREMONT, CA 94538, USA TEL: (510) 771-1000 FAX: (510) 661-0888
This report shall not be reproduced except in full, without the written approval of UL Verification Services Inc.

99% BANDWIDTH, ANTENNA A

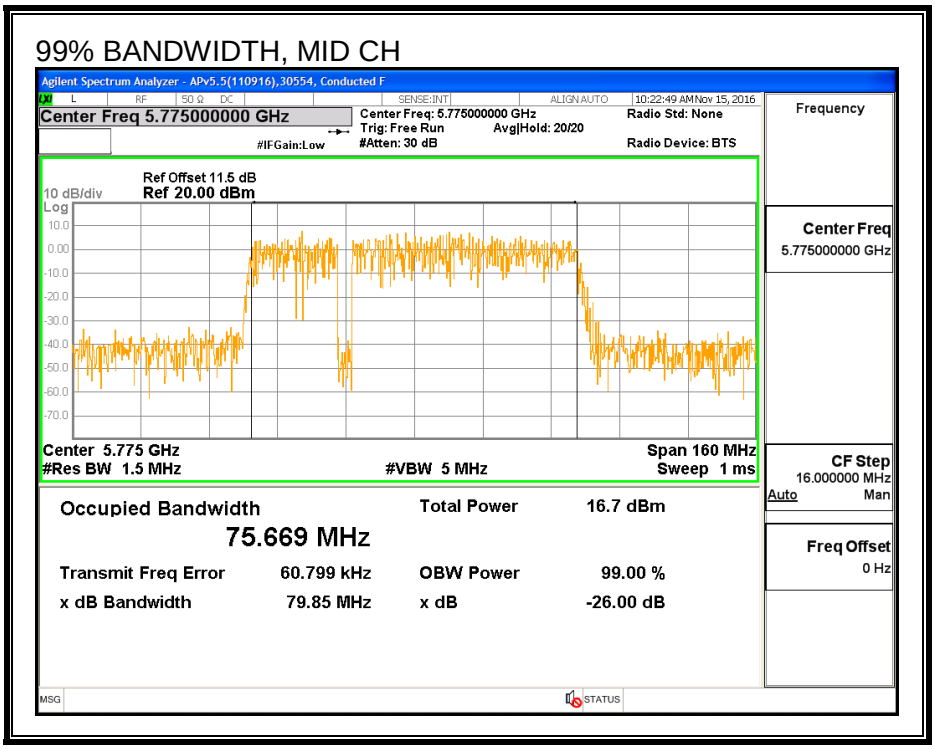

99% BANDWIDTH, ANTENNA B

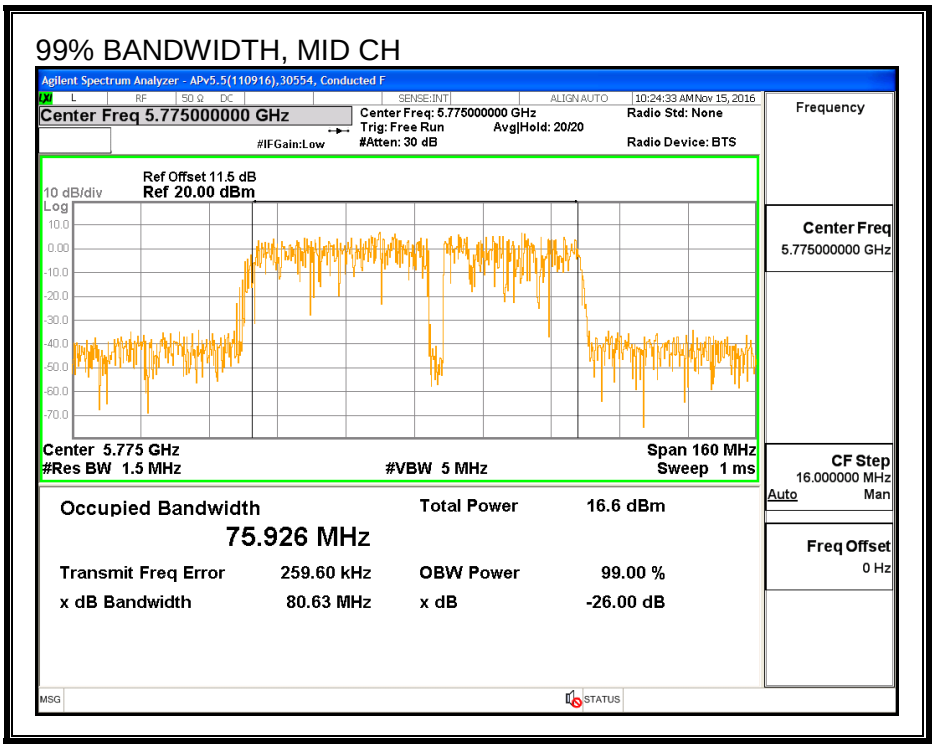

This report shall not be reproduced except in full, without the written approval of UL Verification Services Inc.

8.57.4. AVERAGE POWER

LIMITS

None; for reporting purposes only.

TEST PROCEDURE

Measurements perform using a wideband gated RF power meter.

RESULTS

ID:	39316	Date:	12/14/16

Channel	Frequency (MHz)	Antenna A Power (dBm)	Antenna B Power (dBm)	Total Power (dBm)
Mid	5775	14.98	14.93	17.97

This report shall not be reproduced except in full, without the written approval of UL Verification Services Inc.

8.57.5. OUTPUT POWER

LIMITS

FCC §15.407 (a) (3)

For the band 5.725-5.85 GHz, the maximum conducted output power over the frequency band of operation shall not exceed 1 W. In addition, the maximum power spectral density shall not exceed 30 dBm in any 500-kHz band. If transmitting antennas of directional gain greater than 6 dBi are used, both the maximum conducted output power and the maximum power spectral density shall be reduced by the amount in dB that the directional gain of the antenna exceeds 6 dBi.

TEST PROCEDURE

Measurements perform using a wideband gated RF power meter provided that the gate parameters are adjusted such that the power is measured only when the EUT is transmitting at its maximum power control level. Since the measurement is made only during the ON time of the transmitter, no duty cycle correction factor is required.

DIRECTIONAL ANTENNA GAIN

The TX chains are uncorrelated and the antenna gain is unequal among the chains. The directional gain is:

Antenna A Gain (dBi)	Antenna B Gain (dBi)	Uncorrelated Chains Directional Gain (dBi)
3.54	3.21	3.38

This report shall not be reproduced except in full, without the written approval of UL Verification Services Inc.

RESULTS

ID:	39316	Date:	12/14/16

Antenna Gain and Limit

Channel	Frequency (MHz)	Directional Gain (dBi)	Power Limit (dBm)
Mid	5775	3.38	30.00

Output Power Results

Channel	Frequency (MHz)	Antenna A Meas Power (dBm)	Antenna B Meas Power (dBm)	Total Corr'd Power (dBm)	Power Limit (dBm)	Power Margin (dB)
Mid	5775	14.98	14.93	17.97	30.00	-12.03

UL VERIFICATION SERVICES INC. FORM NO: CCSUP4701J
47173 BENICIA STREET, FREMONT, CA 94538, USA TEL: (510) 771-1000 FAX: (510) 661-0888
This report shall not be reproduced except in full, without the written approval of UL Verification Services Inc.

8.57.6. PSD

LIMITS

FCC §15.407 (a) (3)

For the band 5.725-5.85 GHz, the maximum conducted output power over the frequency band of operation shall not exceed 1 W. In addition, the maximum power spectral density shall not exceed 30 dBm in any 500-kHz band. If transmitting antennas of directional gain greater than 6 dBi are used, both the maximum conducted output power and the maximum power spectral density shall be reduced by the amount in dB that the directional gain of the antenna exceeds 6 dBi.

DIRECTIONAL ANTENNA GAIN

The TX chains are correlated and the antenna gain is unequal among the chains. The directional gain is:

Antenna A Gain (dBi)	Antenna B Gain (dBi)	Correlated Chains Directional Gain (dBi)
3.54	3.21	6.39

This report shall not be reproduced except in full, without the written approval of UL Verification Services Inc.

RESULTS

Antenna Gain and Limit

Channel	Frequency (MHz)	Directional Gain (dBi)	PSD Limit (dBm)
Mid	5775	6.39	29.61

Duty Cycle CF (dB)	0.20	**Included in Calculations of Corr'd PSD**

PSD Results

Channel	Frequency (MHz)	Antenna A Meas PSD (dBm)	Antenna B Meas PSD (dBm)	Total Corr'd PSD (dBm)	PSD Limit (dBm)	PSD Margin (dB)
Mid	5775	-2.731	-2.534	0.58	29.61	-29.03

UL VERIFICATION SERVICES INC. FORM NO: CCSUP4701J
47173 BENICIA STREET, FREMONT, CA 94538, USA TEL: (510) 771-1000 FAX: (510) 661-0888
This report shall not be reproduced except in full, without the written approval of UL Verification Services Inc.

PSD, ANTENNA A

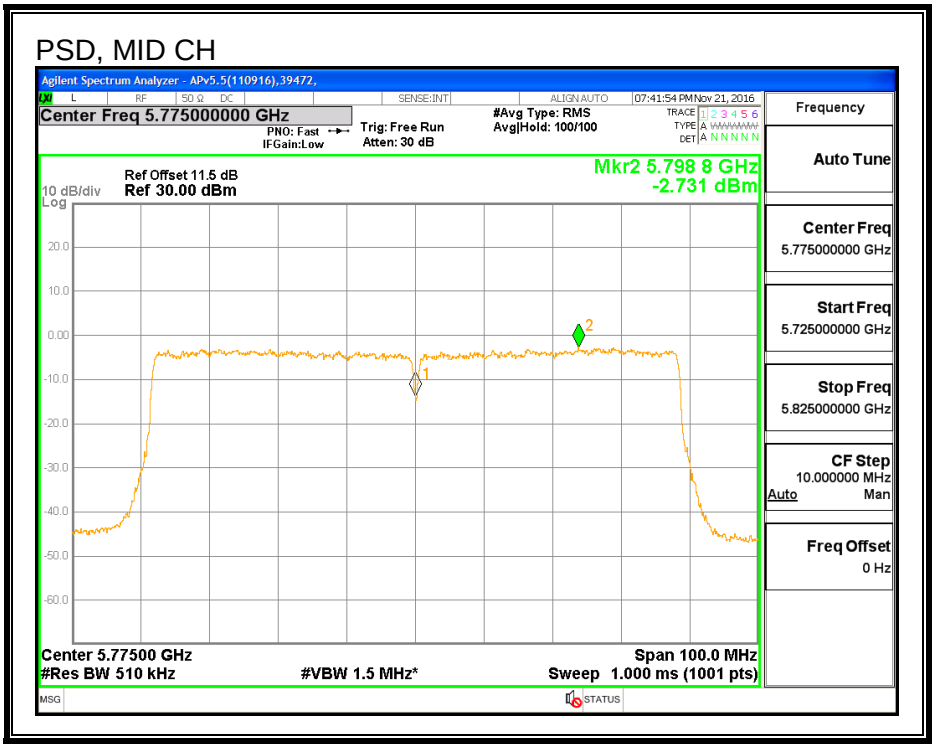

PSD, ANTENNA B

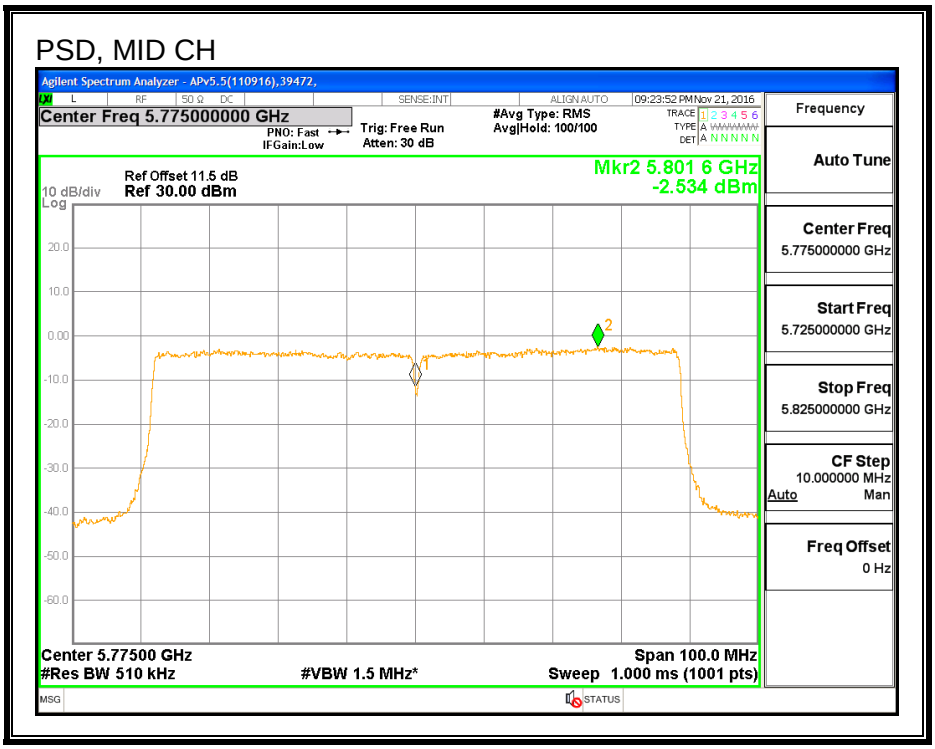

This report shall not be reproduced except in full, without the written approval of UL Verification Services Inc.

8.58. 802.11ac VHT80 2Tx (ANTENNA A + ANTENNA B) STBC MODE IN THE 5.8 GHz BAND

Noted: Covered by 802.11ac VHT80 2Tx (ANTENNA A + ANTENNA B) CDD MODE IN THE 5.8 GHz BAND

UL VERIFICATION SERVICES INC. FORM NO: CCSUP4701J
47173 BENICIA STREET, FREMONT, CA 94538, USA TEL: (510) 771-1000 FAX: (510) 661-0888
This report shall not be reproduced except in full, without the written approval of UL Verification Services Inc.

9. RADIATED RESULTS

9.1. LIMITS AND PROCEDURE

LIMITS

FCC §15.205 and §15.209

Frequency Range (MHz)	Field Strength Limit (uV/m) at 3 m	Field Strength Limit (dBuV/m) at 3 m
30 - 88	100	40
88 - 216	150	43.5
216 - 960	200	46
Above 960	500	54

TEST PROCEDURE

The EUT is placed on a non-conducting table 80 cm above the ground plane for measurement below 1GHz; 1.5 m above the ground plane for measurement above 1GHz. The antenna to EUT distance is 3 meters. The EUT is configured in accordance with ANSI C63.10. The EUT is set to transmit in a continuous mode.

For measurements below 1 GHz the resolution bandwidth is set to 100 kHz for peak detection measurements or 120 kHz for quasi-peak detection measurements. Peak detection is used unless otherwise noted as quasi-peak.

For pre-scans above 1GHz the resolution bandwidth is set to 1 MHz; the video bandwidth is set to 30 KHz for peak measurements.

For final measurements above 1 GHz the resolution bandwidth is set to 1 MHz; the video bandwidth is set to 3 MHz for peak measurements and as applicable for average measurements.

For measurements above 1 GHz the resolution bandwidth is set to 1 MHz; the video bandwidth is set to 3 MHz for peak measurements and as applicable for average measurements.

The spectrum from 30 MHz to 1 GHz and from 18 GHz to 40 GHz is investigated with the transmitter set to the worst case channel in each applicable band. The spectrum from 1 GHz to 18GHz is investigated with the transmitter set to the lowest, middle, and highest channels in each applicable band.

The frequency range of interest is monitored at a fixed antenna height and EUT azimuth. The EUT is rotated through 360 degrees to maximize emissions received. The antenna is scanned from 1 to 4 meters above the ground plane to further maximize the emission. Measurements are made with the antenna polarized in both the vertical and the horizontal positions.

Radiated emission were performed with the EUT set to transmit at the channel with highest output power as worst-case scenario.

This report shall not be reproduced except in full, without the written approval of UL Verification Services Inc.

9.1.1. 11n HT20 ANTENNA A SISO MODE IN THE 5.2GHz BAND

RESTRICTED BANDEDGE (LOW CHANNEL)

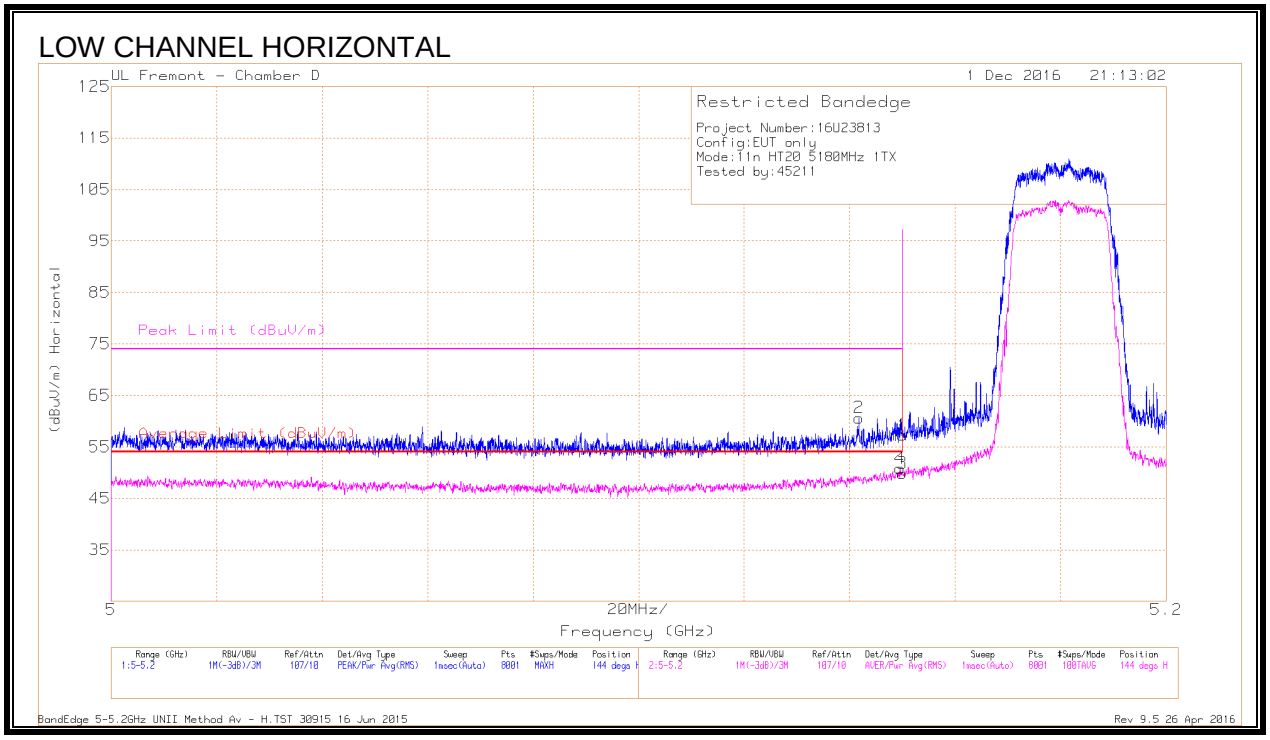

Marker	Frequency (GHz)	Meter Reading (dBuV)	Det	AF T712 (dB/m)	Amp/Cbl/Fltr/Pad (dB)	Corrected Reading (dBuV/m)	Average Limit (dBuV/m)	Margin (dB)	Peak Limit (dBuV/m)	PK Margin (dB)	Azimuth (Degs)	Height (cm)	Polarity
1	5.15	41.61	Pk	34.1	-18.4	57.31	-	-	74	-16.69	144	167	H
2	* 5.142	44.95	Pk	34.1	-18.4	60.65	-	-	74	-13.35	144	167	H
3	5.15	34.18	RMS	34.1	-18.4	49.88	54	-4.12	-	-	144	167	H
4	* 5.15	35.09	RMS	34.1	-18.4	50.79	54	-3.21	-	-	144	167	H

* - indicates frequency in CFR47 Pt 15 / IC RSS-Restricted Band
Pk - Peak detector
RMS - RMS detection

This report shall not be reproduced except in full, without the written approval of UL Verification Services Inc.

LOW CHANNEL VERTICAL

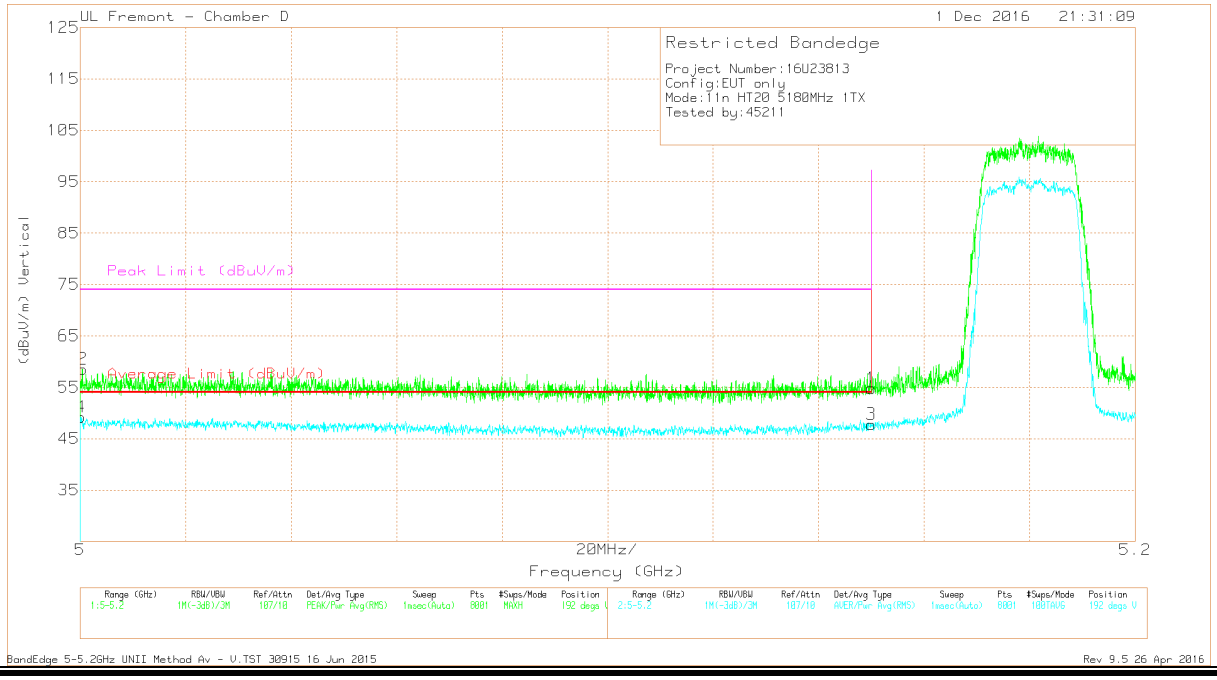

Marker	Frequency (GHz)	Meter Reading (dBuV)	Det	AF T712 (dB/m)	Amp/Cbl/Fltr/Pad (dB)	Corrected Reading (dBuV/m)	Average Limit (dBuV/m)	Margin (dB)	Peak Limit (dBuV/m)	PK Margin (dB)	Azimuth (Degs)	Height (cm)	Polarity
1	5.15	39.1	Pk	34.1	-18.4	54.8	-	-	74	-19.2	192	279	V
2	* 5	42.75	Pk	34	-18.2	58.55	-	-	74	-15.45	192	279	V
3	5.15	32.1	RMS	34.1	-18.4	47.8	54	-6.2	-	-	192	279	V
4	* 5	33.39	RMS	34	-18.2	49.19	54	-4.81	-	-	192	279	V

* - indicates frequency in CFR47 Pt 15 / IC RSS-Restricted Band
Pk - Peak detector
RMS - RMS detection

This report shall not be reproduced except in full, without the written approval of UL Verification Services Inc.

HARMONICS AND SPURIOUS EMISSIONS

LOW CHANNEL HORIZONTAL

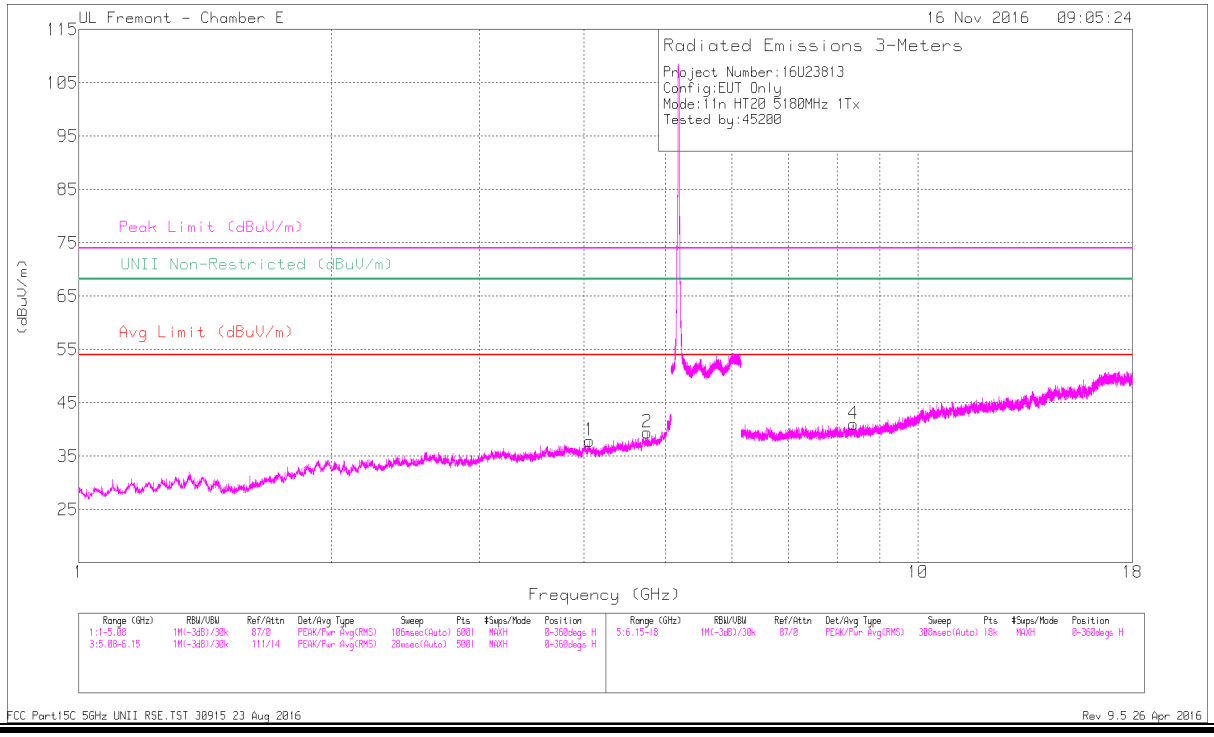

LOW CHANNEL VERTICAL

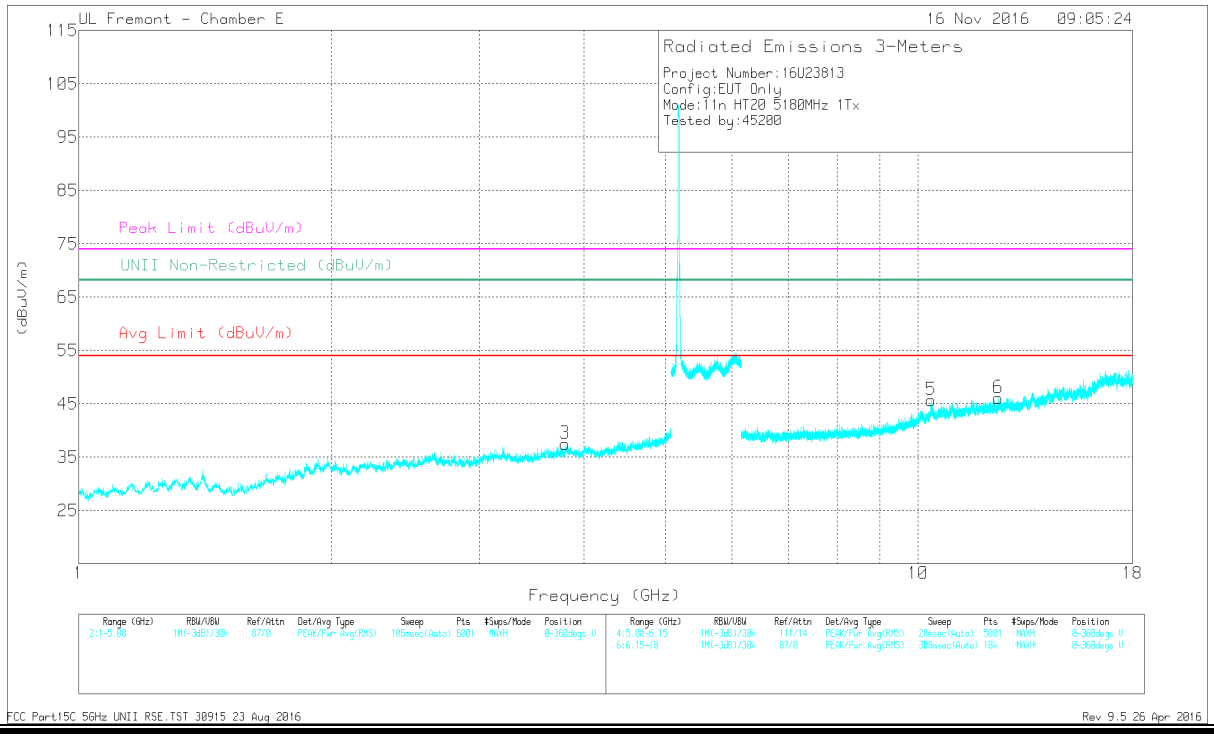

This report shall not be reproduced except in full, without the written approval of UL Verification Services Inc.

Marker	Frequency (GHz)	Meter Reading (dBuV)	Det	AF T711 (dB/m)	Amp/Cbl/Fltr/ Pad (dB)	Corrected Reading (dBuV/m)	Avg Limit (dBuV/m)	Margin (dB)	Peak Limit (dBuV/m)	PK Margin (dB)	UNII Non-Restricted (dBuV/m)	PK Margin (dB)	Azimuth (Degs)	Height (cm)	Polarity
1	* 4.063	40.32	PK-U	33.3	-29.9	43.72	-	-	74	-30.28	-	-	201	341	H
	* 4.06	29.83	ADR	33.3	-29.8	33.33	54	-20.67	-	-	-	-	201	341	H
2	* 4.758	40.87	PK-U	34	-29.4	45.47	-	-	74	-28.53	-	-	116	178	H
	* 4.758	29.51	ADR	34	-29.4	34.11	54	-19.89	-	-	-	-	116	178	H
3	* 3.798	40.05	PK-U	33.1	-30	43.15	-	-	74	-30.85	-	-	41	124	V
	* 3.795	30.2	ADR	33.1	-30.3	33	54	-21	-	-	-	-	41	124	V
4	* 8.372	37.7	PK-U	35.7	-26.5	46.9	-	-	74	-27.1	-	-	134	189	H
	* 8.374	27.6	ADR	35.7	-26.5	36.8	54	-17.2	-	-	-	-	134	189	H
5	10.358	41.07	PK-U	37.8	-24	54.87	-	-	-	-	68.2	-13.33	330	141	V
6	* 12.465	36.81	PK-U	39.1	-23.8	52.11	-	-	74	-21.89	-	-	31	260	V
	* 12.465	26.42	ADR	39.1	-23.7	41.82	54	-12.18	-	-	-	-	31	260	V

* - indicates frequency in CFR47 Pt 15 / IC RSS-Restricted Band
PK-U - U-NII: Maximum Peak
ADR - U-NII AD primary method, RMS average

UL VERIFICATION SERVICES INC. FORM NO: CCSUP4701J
47173 BENICIA STREET, FREMONT, CA 94538, USA TEL: (510) 771-1000 FAX: (510) 661-0888
This report shall not be reproduced except in full, without the written approval of UL Verification Services Inc.

MID CHANNEL HORIZONTAL

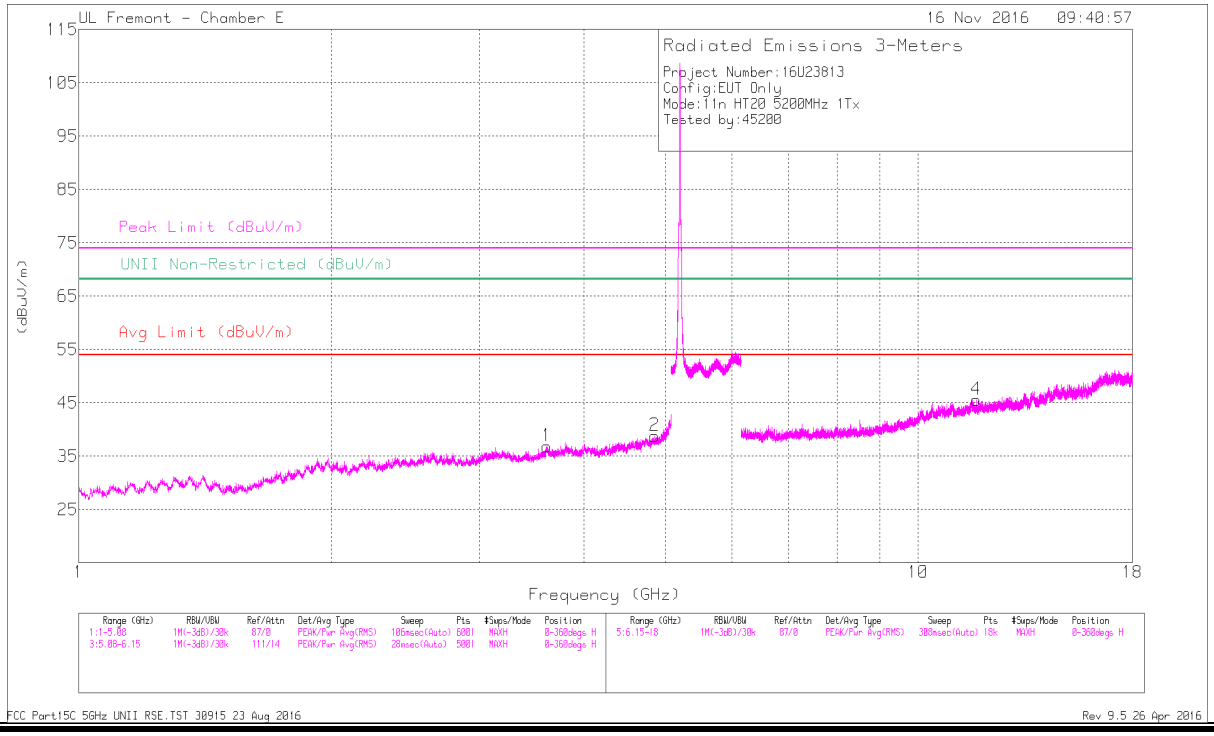

MID CHANNEL VERTICAL

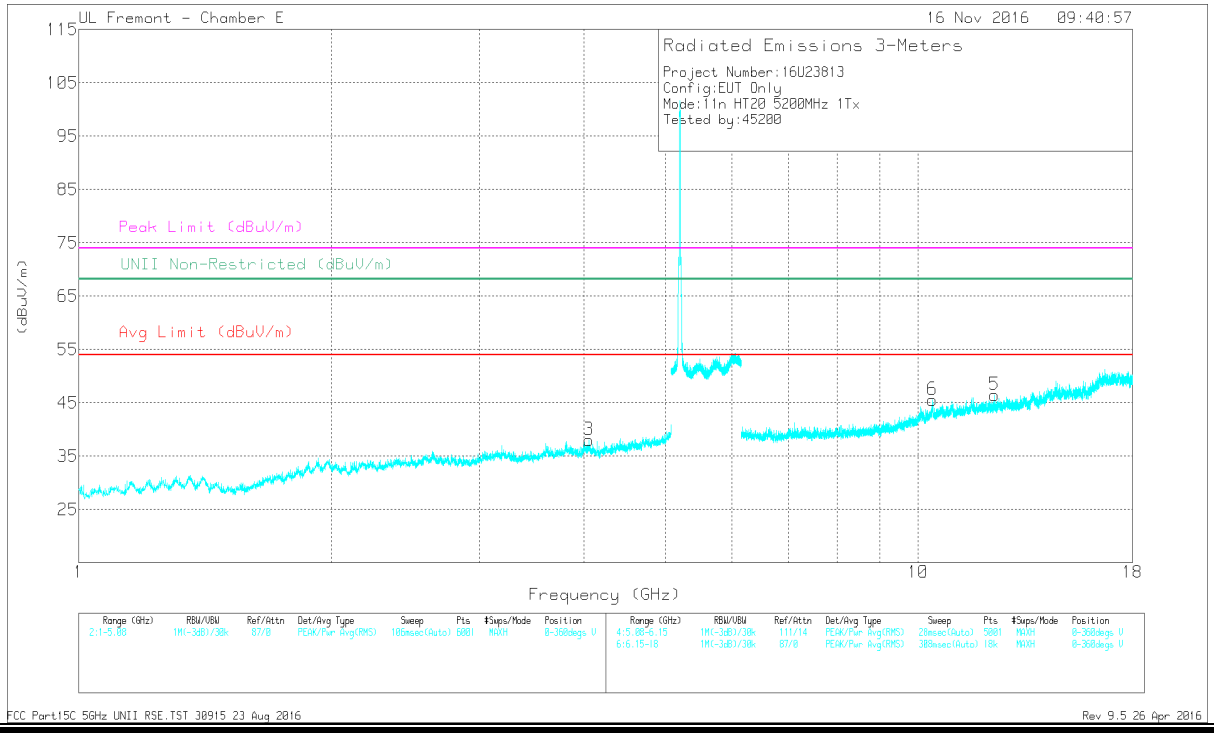

This report shall not be reproduced except in full, without the written approval of UL Verification Services Inc.

Marker	Frequency (GHz)	Meter Reading (dBuV)	Det	AF T711 (dB/m)	Amp/Cbl/Fltr/ Pad (dB)	Corrected Reading (dBuV/m)	Avg Limit (dBuV/m)	Margin (dB)	Peak Limit (dBuV/m)	PK Margin (dB)	UNII Non-Restricted (dBuV/m)	PK Margin (dB)	Azimuth (Degs)	Height (cm)	Polarity
1	* 3.61	40.15	PK-U	33	-30.6	42.55	-	-	74	-31.45	-	-	100	133	H
	* 3.611	30.19	ADR	33	-30.5	32.69	54	-21.31	-	-	-	-	100	133	H
2	* 4.855	39.47	PK-U	34	-29.2	44.27	-	-	74	-29.73	-	-	243	247	H
	* 4.855	29.83	ADR	34	-29.2	34.63	54	-19.37	-	-	-	-	243	247	H
3	* 4.056	40.41	PK-U	33.3	-29.7	44.01	-	-	74	-29.99	-	-	75	349	V
	* 4.053	29.92	ADR	33.3	-29.7	33.52	54	-20.48	-	-	-	-	75	349	V
4	* 11.731	36.83	PK-U	38.7	-23.7	51.83	-	-	74	-22.17	-	-	109	127	H
	* 11.732	26.72	ADR	38.7	-23.7	41.72	54	-12.28	-	-	-	-	109	127	H
5	* 12.32	36.17	PK-U	38.9	-23.9	51.17	-	-	74	-22.83	-	-	288	162	V
	* 12.322	26.87	ADR	38.9	-23.9	41.87	54	-12.13	-	-	-	-	288	162	V
6	10.4	40.17	PK-U	37.8	-23	54.97	-	-	-	-	68.2	-13.23	152	117	V

* - indicates frequency in CFR47 Pt 15 / IC RSS-Restricted Band
PK-U - U-NII: Maximum Peak
ADR - U-NII AD primary method, RMS average

UL VERIFICATION SERVICES INC. FORM NO: CCSUP4701J
47173 BENICIA STREET, FREMONT, CA 94538, USA TEL: (510) 771-1000 FAX: (510) 661-0888
This report shall not be reproduced except in full, without the written approval of UL Verification Services Inc.

HIGH CHANNEL HORIZONTAL

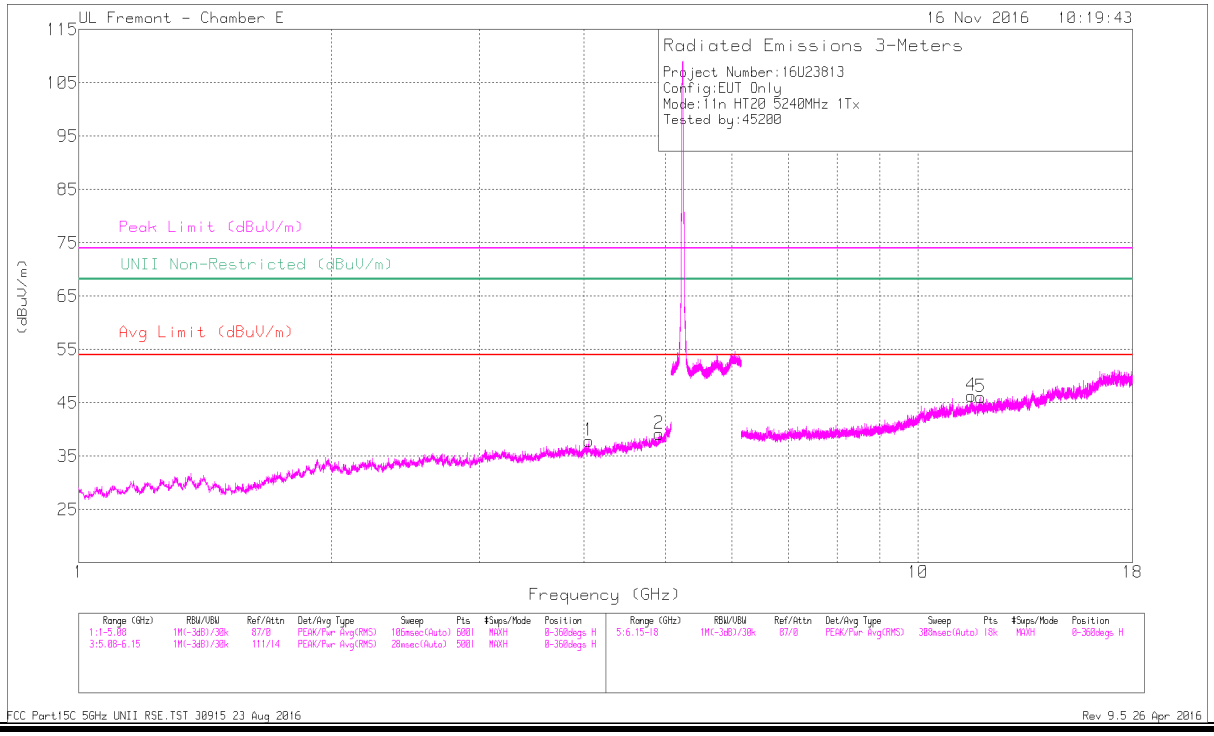

HIGH CHANNEL VERTICAL

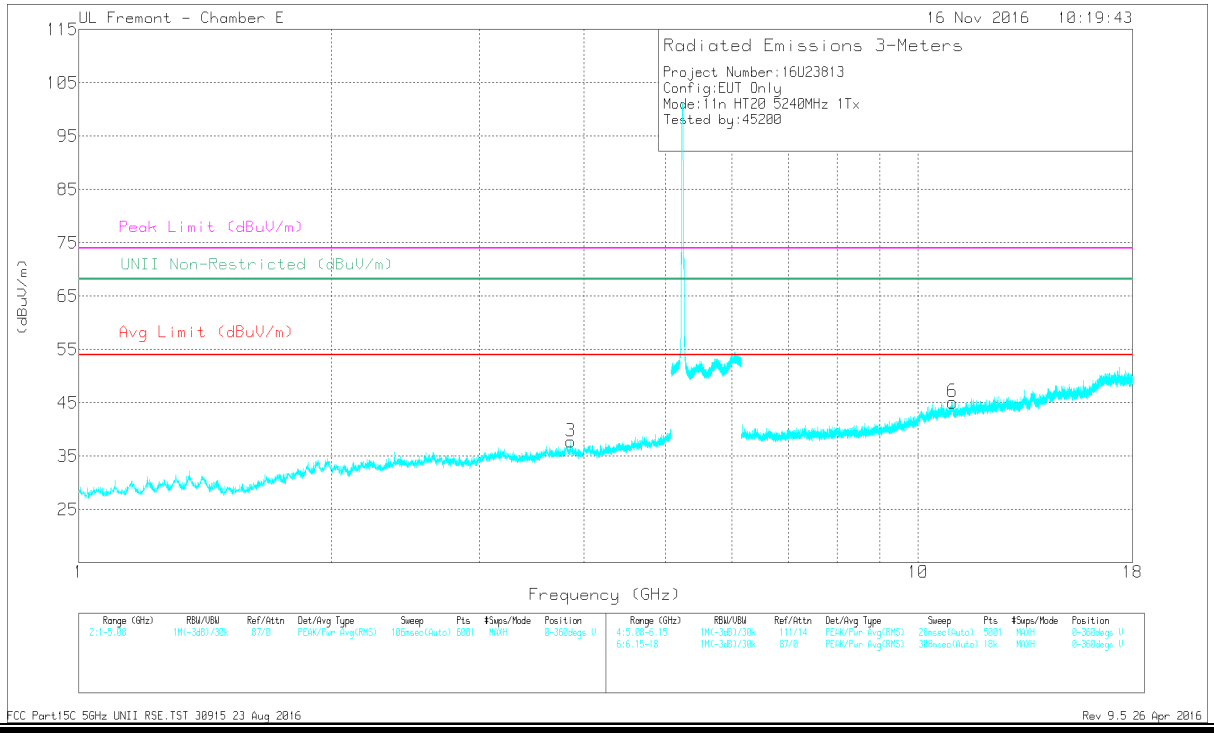

UL VERIFICATION SERVICES INC. FORM NO: CCSUP4701J
47173 BENICIA STREET, FREMONT, CA 94538, USA TEL: (510) 771-1000 FAX: (510) 661-0888
This report shall not be reproduced except in full, without the written approval of UL Verification Services Inc.

Marker	Frequency (GHz)	Meter Reading (dBuV)	Det	AF T711 (dB/m)	Amp/Cbl/Fltr/ Pad (dB)	Corrected Reading (dBuV/m)	Avg Limit (dBuV/m)	Margin (dB)	Peak Limit (dBuV/m)	PK Margin (dB)	UNII Non-Restricted (dBuV/m)	PK Margin (dB)	Azimuth (Degs)	Height (cm)	Polarity
1	* 4.05	39.66	PK-U	33.2	-29.7	43.16	-	-	74	-30.84	-	-	242	300	H
	* 4.05	29.19	ADR	33.2	-29.7	32.69	54	-21.31	-	-	-	-	242	300	H
2	* 4.911	41.65	PK-U	34	-29.5	46.15	-	-	74	-27.85	-	-	81	102	H
	* 4.908	30.74	ADR	34	-29.4	35.34	54	-18.66	-	-	-	-	81	102	H
3	* 3.851	40.41	PK-U	33.2	-29.7	43.91	-	-	74	-30.09	-	-	46	245	V
	* 3.855	29.14	ADR	33.2	-29.7	32.64	54	-21.36	-	-	-	-	46	245	V
4	* 11.574	35.95	PK-U	38.4	-21.9	52.45	-	-	74	-21.55	-	-	313	192	H
	* 11.572	24.79	ADR	38.4	-22	41.19	54	-12.81	-	-	-	-	313	192	H
5	* 11.878	36.2	PK-U	38.8	-23.3	51.7	-	-	74	-22.3	-	-	24	119	H
	* 11.876	25.31	ADR	38.8	-23.4	40.71	54	-13.29	-	-	-	-	24	119	H
6	* 10.99	35.89	PK-U	38	-22.2	51.69	-	-	74	-22.31	-	-	120	219	V
	* 10.988	25.77	ADR	38	-22.1	41.67	54	-12.33	-	-	-	-	120	219	V

* - indicates frequency in CFR47 Pt 15 / IC RSS-Restricted Band
PK-U - U-NII: Maximum Peak
ADR - U-NII AD primary method, RMS average

UL VERIFICATION SERVICES INC. FORM NO: CCSUP4701J
47173 BENICIA STREET, FREMONT, CA 94538, USA TEL: (510) 771-1000 FAX: (510) 661-0888
This report shall not be reproduced except in full, without the written approval of UL Verification Services Inc.

9.1.2. 11n HT20 ANTENNA B SISO MODE IN THE 5.2GHz BAND

RESTRICTED BANDEDGE (LOW CHANNEL)

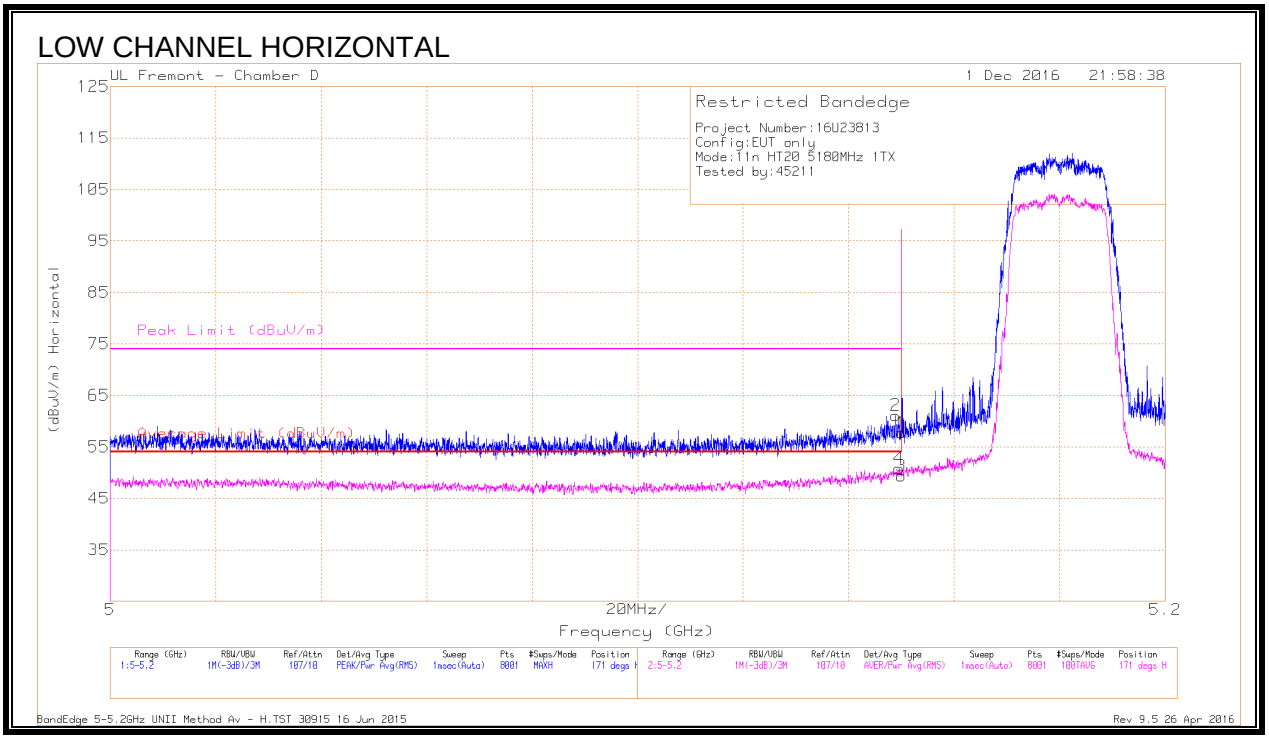

Marker	Frequency (GHz)	Meter Reading (dBuV)	Det	AF T712 (dB/m)	Amp/Cbl/Fltr/Pad (dB)	Corrected Reading (dBuV/m)	Average Limit (dBuV/m)	Margin (dB)	Peak Limit (dBuV/m)	PK Margin (dB)	Azimuth (Degs)	Height (cm)	Polarity
1	5.15	42.09	Pk	34.1	-18.4	57.79	-	-	74	-16.21	171	145	H
2	* 5.149	45.41	Pk	34.1	-18.4	61.11	-	-	74	-12.89	171	145	H
3	5.15	33.63	RMS	34.1	-18.4	49.33	54	-4.67	-	-	171	145	H
4	* 5.15	35.13	RMS	34.1	-18.4	50.83	54	-3.17	-	-	171	145	H

* - indicates frequency in CFR47 Pt 15 / IC RSS-Restricted Band
Pk - Peak detector
RMS - RMS detection

This report shall not be reproduced except in full, without the written approval of UL Verification Services Inc.

LOW CHANNEL VERTICAL

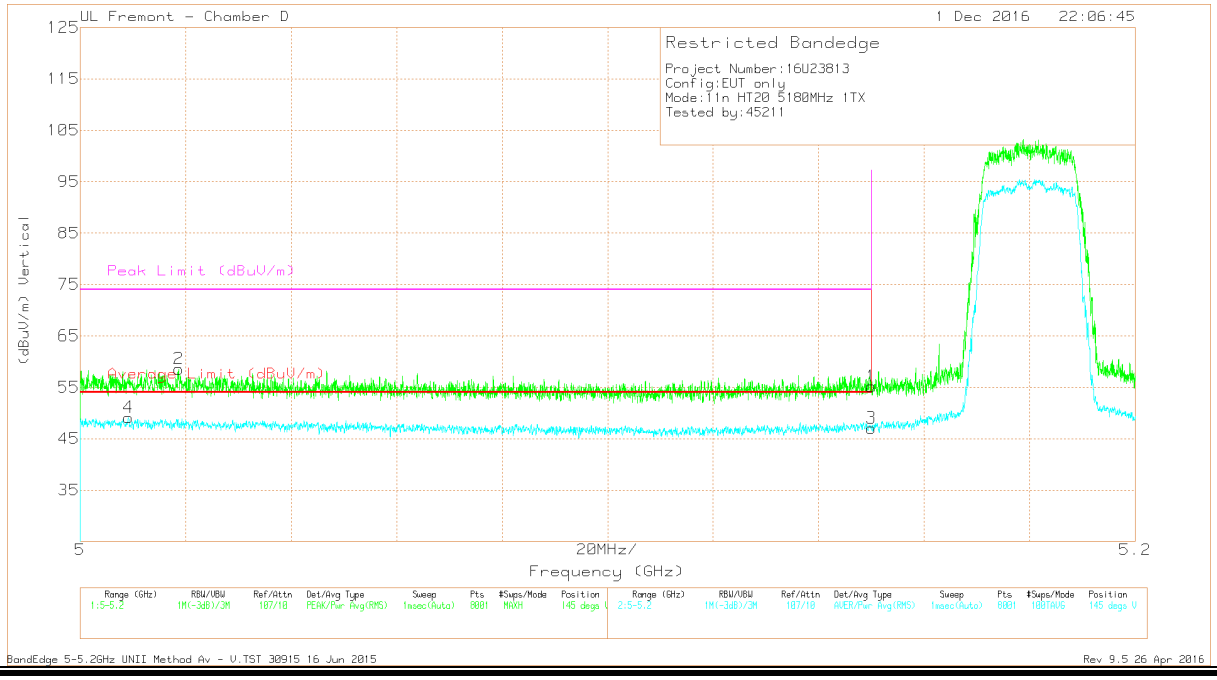

Marker	Frequency (GHz)	Meter Reading (dBuV)	Det	AF T712 (dB/m)	Amp/Cbl/Fltr/Pad (dB)	Corrected Reading (dBuV/m)	Average Limit (dBuV/m)	Margin (dB)	Peak Limit (dBuV/m)	PK Margin (dB)	Azimuth (Degs)	Height (cm)	Polarity
1	5.15	39.46	Pk	34.1	-18.4	55.16	-	-	74	-18.84	145	155	V
2	* 5.019	42.78	Pk	34	-18.2	58.58	-	-	74	-15.42	145	155	V
3	5.15	31.38	RMS	34.1	-18.4	47.08	54	-6.92	-	-	145	155	V
4	* 5.009	33.32	RMS	34	-18.2	49.12	54	-4.88	-	-	145	155	V

* - indicates frequency in CFR47 Pt 15 / IC RSS-Restricted Band
Pk - Peak detector
RMS - RMS detection

This report shall not be reproduced except in full, without the written approval of UL Verification Services Inc.

HARMONICS AND SPURIOUS EMISSIONS

LOW CHANNEL HORIZONTAL

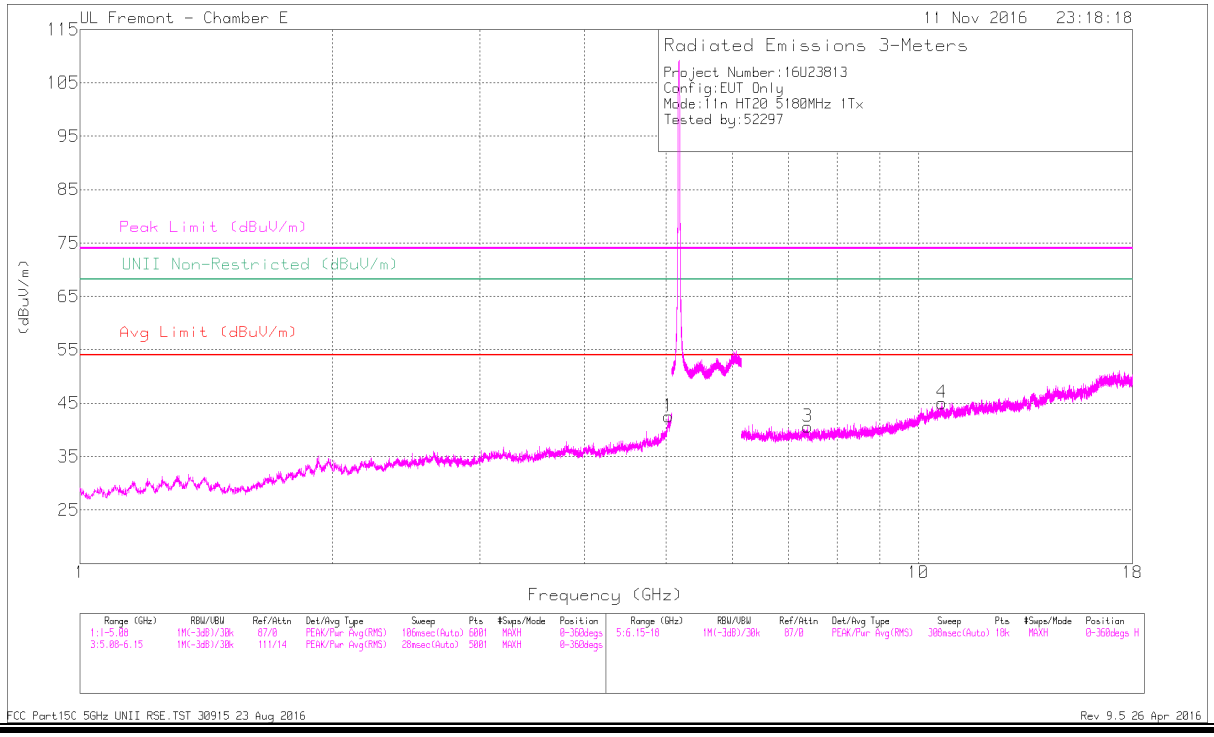

LOW CHANNEL VERTICAL

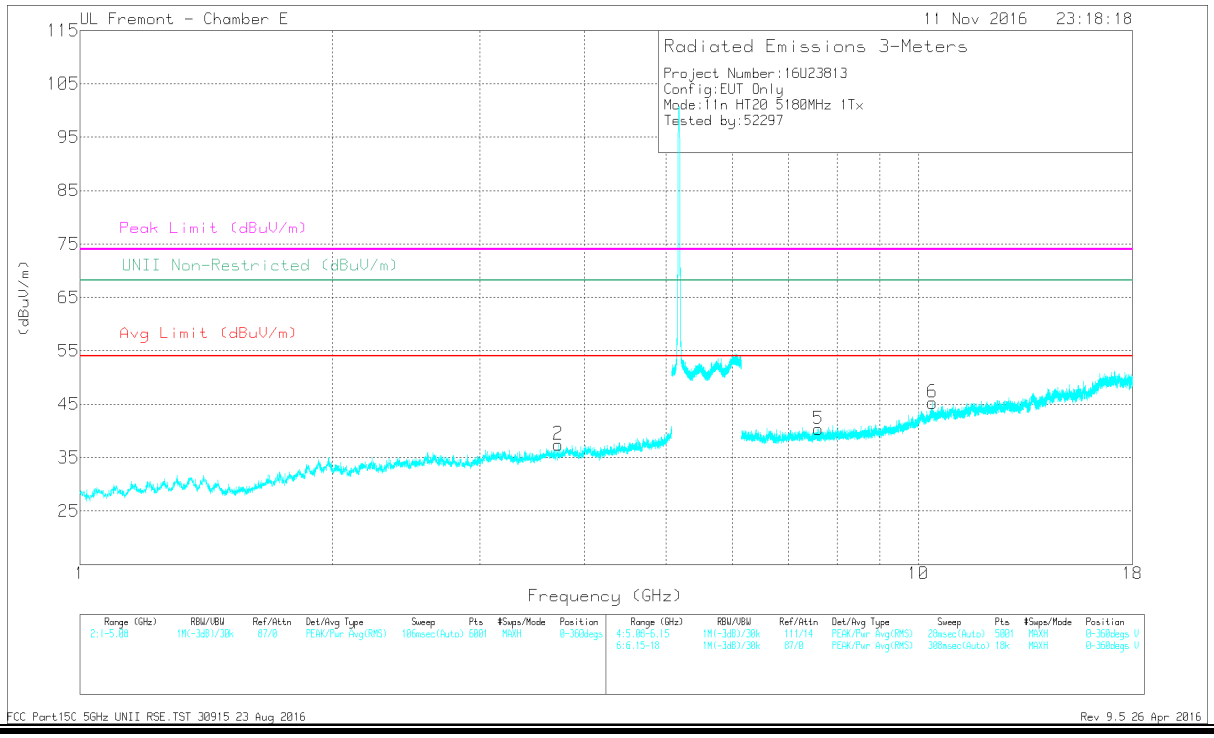

This report shall not be reproduced except in full, without the written approval of UL Verification Services Inc.

Marker	Frequency (GHz)	Meter Reading (dBuV)	Det	AF T711 (dB/m)	Amp/Cbl/Fltr/ Pad (dB)	Corrected Reading (dBuV/m)	Avg Limit (dBuV/m)	Margin (dB)	Peak Limit (dBuV/m)	PK Margin (dB)	UNII Non-Restricted (dBuV/m)	PK Margin (dB)	Azimuth (Degs)	Height (cm)	Polarity
1	* 5.054	44.26	PK-U	34	-28	50.26	-	-	74	-23.74	-	-	258	145	H
	* 5.06	34.02	ADR	34	-27.8	40.22	54	-13.78	-	-	-	-	258	145	H
2	* 3.72	40.41	PK-U	33.1	-30.8	42.71	-	-	74	-31.29	-	-	6	149	V
	* 3.718	29.73	ADR	33.1	-30.9	31.93	54	-22.07	-	-	-	-	6	149	V
3	* 7.382	38.11	PK-U	35.6	-27.8	45.91	-	-	74	-28.09	-	-	312	352	H
	* 7.382	27.88	ADR	35.6	-27.8	35.68	54	-18.32	-	-	-	-	312	352	H
4	* 10.665	35.45	PK-U	37.9	-22.8	50.55	-	-	74	-23.45	-	-	157	336	H
	* 10.667	25.22	ADR	37.9	-22.8	40.32	54	-13.68	-	-	-	-	157	336	H
5	* 7.594	37.16	PK-U	35.7	-26.4	46.46	-	-	74	-27.54	-	-	186	161	V
	* 7.596	26.67	ADR	35.7	-26.5	35.87	54	-18.13	-	-	-	-	186	161	V
6	10.398	35.74	PK-U	37.8	-22.9	50.64	-	-	-	-	68.2	-17.56	312	271	V

* - indicates frequency in CFR47 Pt 15 / IC RSS-Restricted Band
PK-U - U-NII: Maximum Peak
ADR - U-NII AD primary method, RMS average

This report shall not be reproduced except in full, without the written approval of UL Verification Services Inc.

MID CHANNEL HORIZONTAL

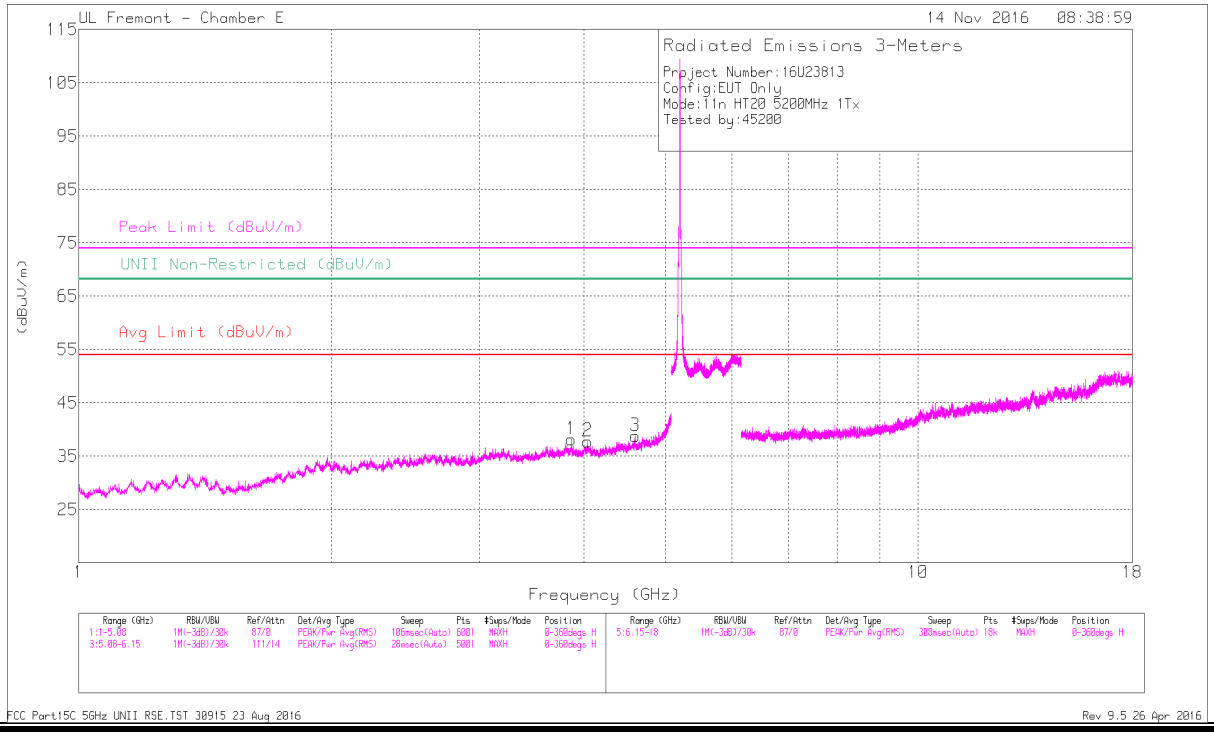

MID CHANNEL VERTICAL

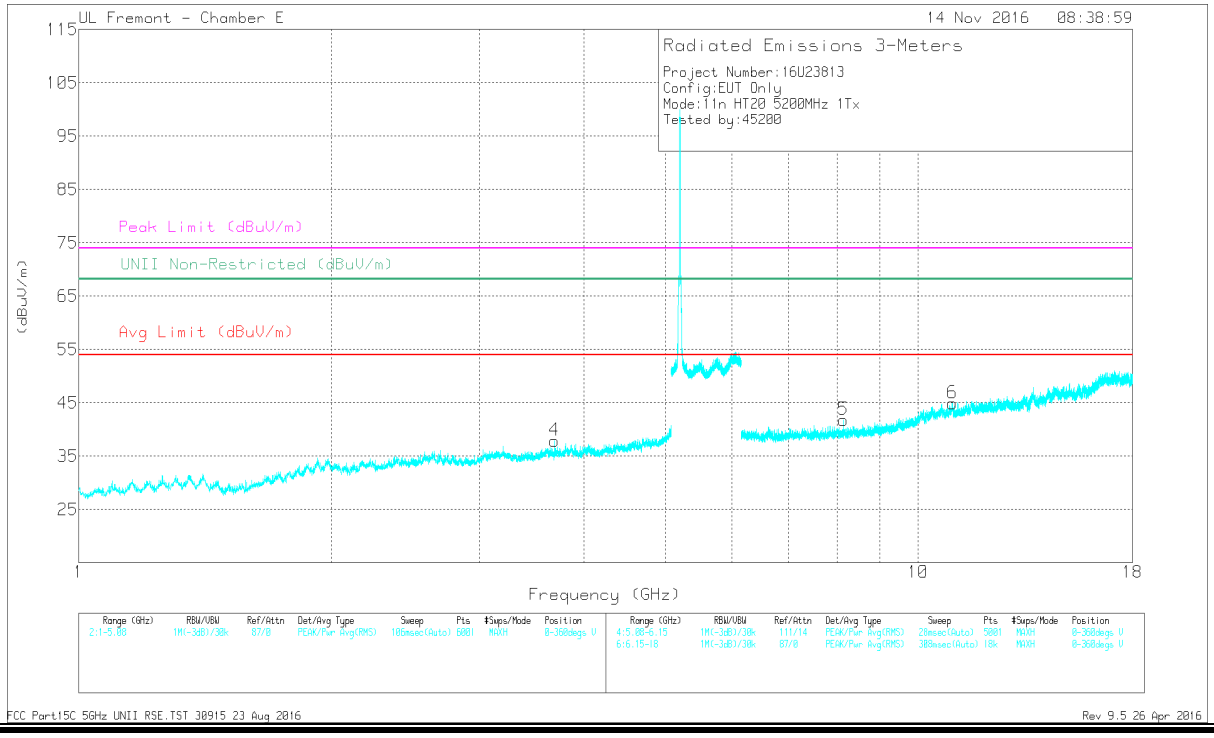

This report shall not be reproduced except in full, without the written approval of UL Verification Services Inc.

Marker	Frequency (GHz)	Meter Reading (dBuV)	Det	AF T711 (dB/m)	Amp/Cbl/Fltr/Pad (dB)	Corrected Reading (dBuV/m)	Avg Limit (dBuV/m)	Margin (dB)	Peak Limit (dBuV/m)	PK Margin (dB)	UNII Non-Restricted (dBuV/m)	PK Margin (dB)	Azimuth (Degs)	Height (cm)	Polarity
1	* 3.864	40.42	PK-U	33.2	-29.6	44.02	-	-	74	-29.98	-	-	306	226	H
	* 3.866	28.92	ADR	33.3	-29.7	32.52	54	-21.48	-	-	-	-	306	226	H
2	* 4.037	39.9	PK-U	33.2	-29.7	43.4	-	-	74	-30.6	-	-	231	289	H
	* 4.036	28.89	ADR	33.2	-29.7	32.39	54	-21.61	-	-	-	-	231	289	H
3	* 4.603	40.17	PK-U	33.9	-29.3	44.77	-	-	74	-29.23	-	-	153	391	H
	* 4.603	29.26	ADR	33.9	-29.3	33.86	54	-20.14	-	-	-	-	153	391	H
4	* 3.69	39.98	PK-U	33.1	-30.8	42.28	-	-	74	-31.72	-	-	67	215	V
	* 3.687	29.25	ADR	33.1	-30.8	31.55	54	-22.45	-	-	-	-	67	215	V
5	* 8.153	38.04	PK-U	35.7	-26.2	47.54	-	-	74	-26.46	-	-	280	129	V
	* 8.152	26.64	ADR	35.7	-26.1	36.24	54	-17.76	-	-	-	-	280	129	V
6	* 10.986	35.22	PK-U	38	-22.1	51.12	-	-	74	-22.88	-	-	158	145	V
	* 10.985	24.79	ADR	38	-22.1	40.69	54	-13.31	-	-	-	-	158	145	V

* - indicates frequency in CFR47 Pt 15 / IC RSS-Restricted Band
PK-U - U-NII: Maximum Peak
ADR - U-NII AD primary method, RMS average

UL VERIFICATION SERVICES INC. FORM NO: CCSUP4701J
47173 BENICIA STREET, FREMONT, CA 94538, USA TEL: (510) 771-1000 FAX: (510) 661-0888
This report shall not be reproduced except in full, without the written approval of UL Verification Services Inc.

HIGH CHANNEL HORIZONTAL

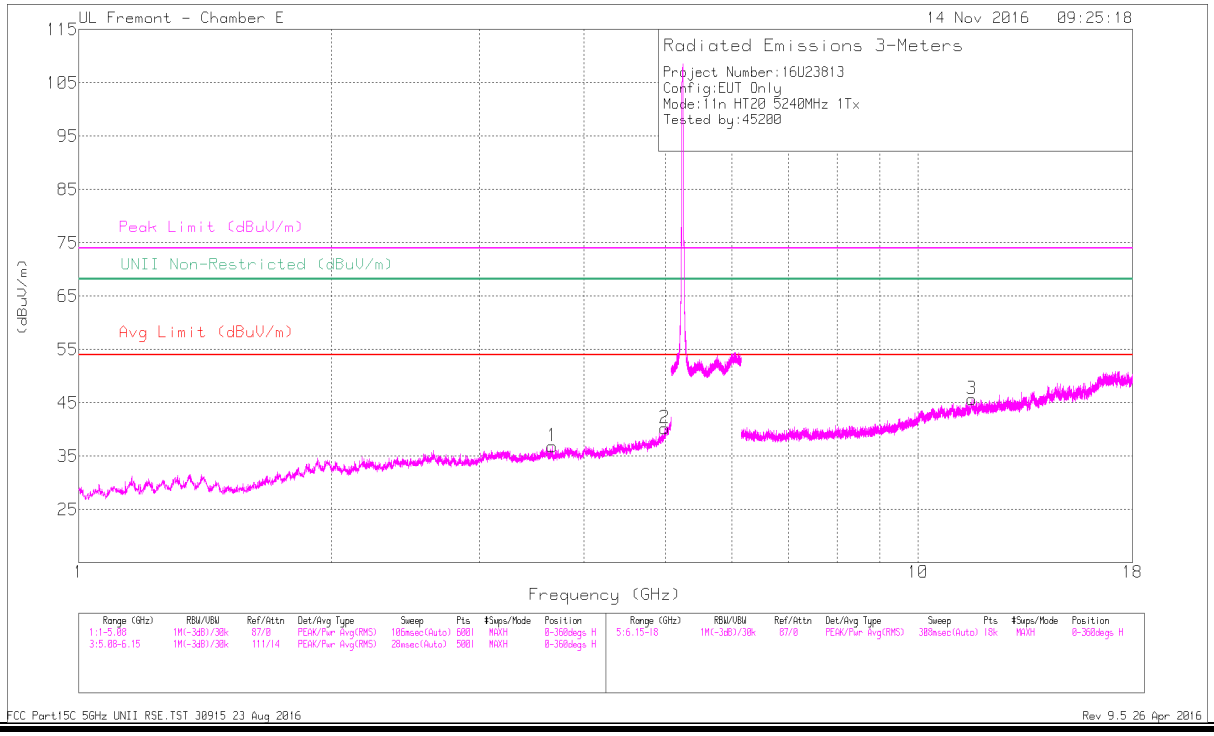

HIGH CHANNEL VERTICAL

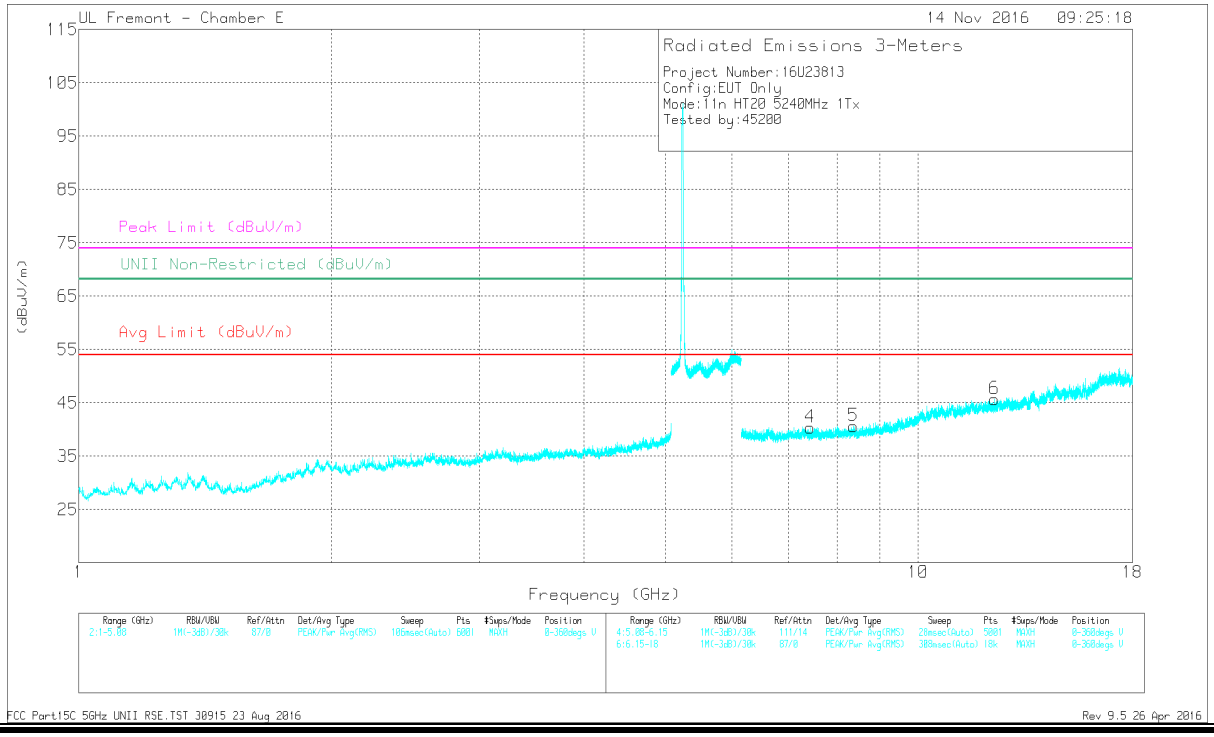

This report shall not be reproduced except in full, without the written approval of UL Verification Services Inc.

Marker	Frequency (GHz)	Meter Reading (dBuV)	Det	AF T711 (dB/m)	Amp/Cbl/Fltr/ Pad (dB)	Corrected Reading (dBuV/m)	Avg Limit (dBuV/m)	Margin (dB)	Peak Limit (dBuV/m)	PK Margin (dB)	UNII Non-Restricted (dBuV/m)	PK Margin (dB)	Azimuth (Degs)	Height (cm)	Polarity
1	* 3.665	40.62	PK-U	33.1	-30.4	43.32	-	-	74	-30.68	-	-	213	210	H
	* 3.665	29.19	ADR	33.1	-30.4	31.89	54	-22.11	-	-	-	-	213	210	H
2	* 4.987	41.33	PK-U	33.9	-29.2	46.03	-	-	74	-27.97	-	-	29	116	H
	* 4.987	30.76	ADR	33.9	-29.2	35.46	54	-18.54	-	-	-	-	29	116	H
3	* 11.581	36.03	PK-U	38.4	-22.1	52.33	-	-	74	-21.67	-	-	24	202	H
	* 11.584	24.86	ADR	38.4	-22.2	41.06	54	-12.94	-	-	-	-	24	202	H
4	* 7.432	38.26	PK-U	35.6	-27.5	46.36	-	-	74	-27.64	-	-	264	352	V
	* 7.433	27.56	ADR	35.6	-27.5	35.66	54	-18.34	-	-	-	-	264	352	V
5	* 8.374	37.8	PK-U	35.7	-26.5	47	-	-	74	-27	-	-	212	380	V
	* 8.373	27.18	ADR	35.7	-26.5	36.38	54	-17.62	-	-	-	-	212	380	V
6	* 12.321	36.82	PK-U	38.9	-23.9	51.82	-	-	74	-22.18	-	-	61	248	V
	* 12.322	26.17	ADR	38.9	-23.9	41.17	54	-12.83	-	-	-	-	61	248	V

* - indicates frequency in CFR47 Pt 15 / IC RSS-Restricted Band
PK-U - U-NII: Maximum Peak
ADR - U-NII AD primary method, RMS average

UL VERIFICATION SERVICES INC. FORM NO: CCSUP4701J
47173 BENICIA STREET, FREMONT, CA 94538, USA TEL: (510) 771-1000 FAX: (510) 661-0888
This report shall not be reproduced except in full, without the written approval of UL Verification Services Inc.

9.1.3. 11n HT20 2TX CDD MIMO MODE IN THE 5.2GHz BAND

RESTRICTED BANDEDGE (LOW CHANNEL)

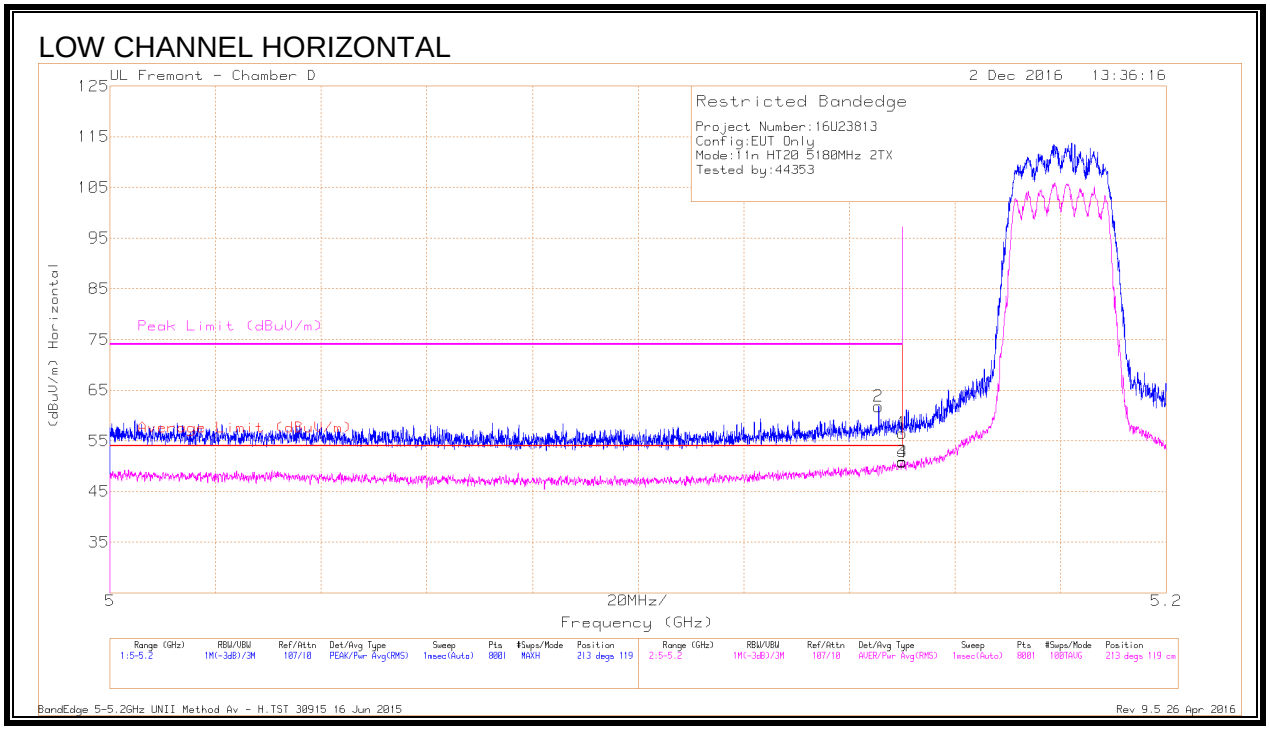

Marker	Frequency (GHz)	Meter Reading (dBuV)	Det	AF T712 (dB/m)	Amp/Cbl/Fltr/Pad (dB)	Corrected Reading (dBuV/m)	Average Limit (dBuV/m)	Margin (dB)	Peak Limit (dBuV/m)	PK Margin (dB)	Azimuth (Degs)	Height (cm)	Polarity
1	5.15	40.86	Pk	34.1	-18.4	56.56	-	-	74	-17.44	213	119	H
2	* 5.146	46.08	Pk	34.1	-18.4	61.78	-	-	74	-12.22	213	119	H
3	5.15	35.23	RMS	34.1	-18.4	50.93	54	-3.07	-	-	213	119	H
4	* 5.15	35.11	RMS	34.1	-18.4	50.81	54	-3.19	-	-	213	119	H

* - indicates frequency in CFR47 Pt 15 / IC RSS-Restricted Band
Pk - Peak detector
RMS - RMS detection

This report shall not be reproduced except in full, without the written approval of UL Verification Services Inc.

LOW CHANNEL VERTICAL

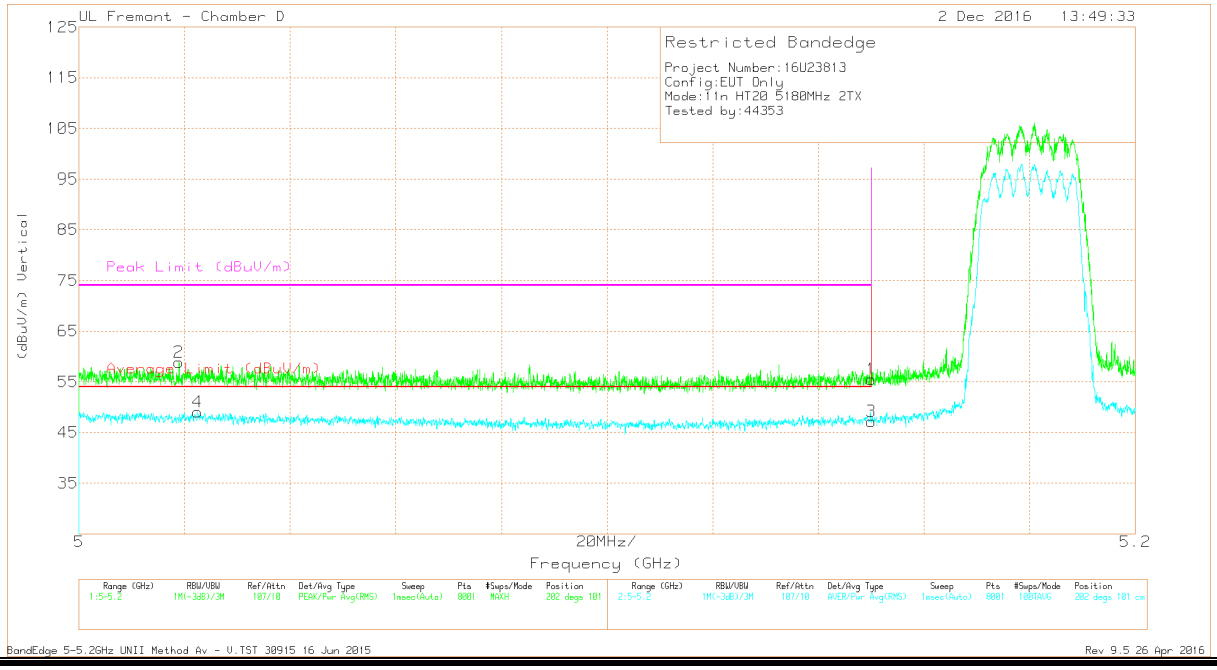

Marker	Frequency (GHz)	Meter Reading (dBuV)	Det	AF T712 (dB/m)	Amp/Cbl/Fltr/Pad (dB)	Corrected Reading (dBuV/m)	Average Limit (dBuV/m)	Margin (dB)	Peak Limit (dBuV/m)	PK Margin (dB)	Azimuth (Degs)	Height (cm)	Polarity
1	5.15	39.85	Pk	34.1	-18.4	55.55	-	-	74	-18.45	202	101	V
2	* 5.019	43.08	Pk	34	-18.2	58.88	-	-	74	-15.12	202	101	V
3	5.15	31.51	RMS	34.1	-18.4	47.21	54	-6.79	-	-	202	101	V
4	* 5.022	33.25	RMS	34	-18.2	49.05	54	-4.95	-	-	202	101	V

* - indicates frequency in CFR47 Pt 15 / IC RSS-Restricted Band
Pk - Peak detector
RMS - RMS detection

UL VERIFICATION SERVICES INC. FORM NO: CCSUP4701J
47173 BENICIA STREET, FREMONT, CA 94538, USA TEL: (510) 771-1000 FAX: (510) 661-0888
This report shall not be reproduced except in full, without the written approval of UL Verification Services Inc.

HARMONICS AND SPURIOUS EMISSIONS

LOW CHANNEL HORIZONTAL

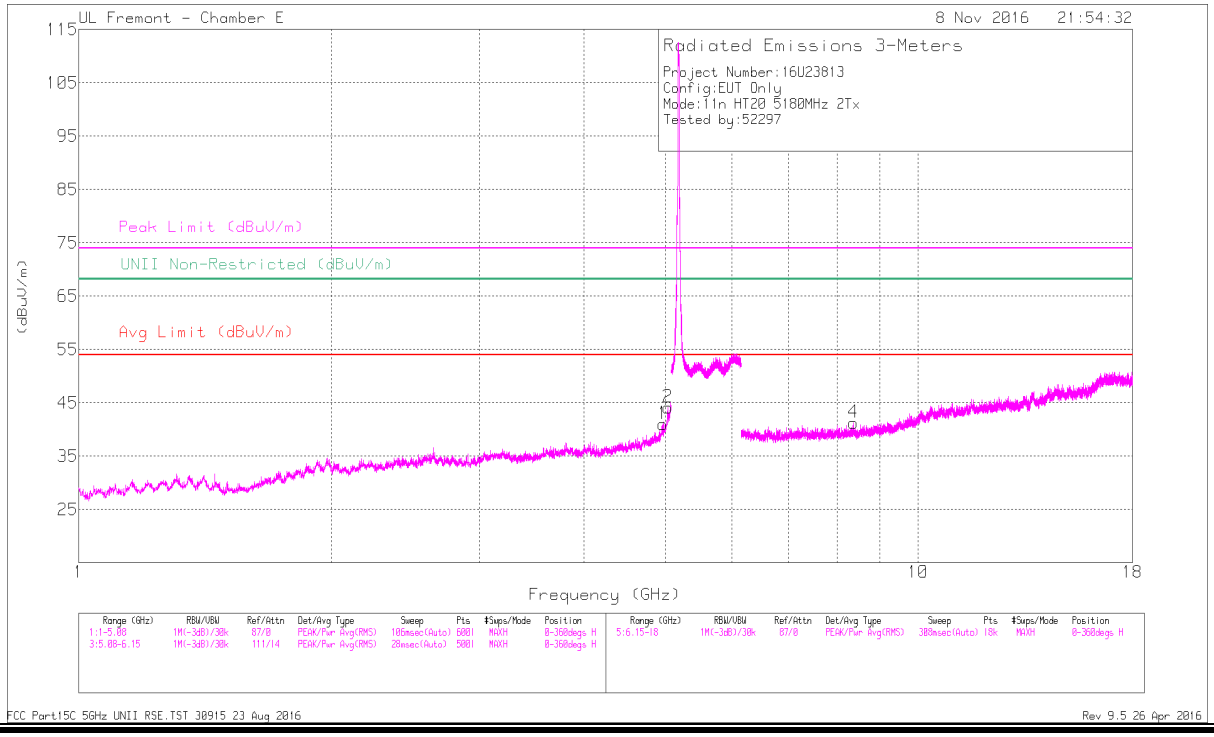

LOW CHANNEL VERTICAL

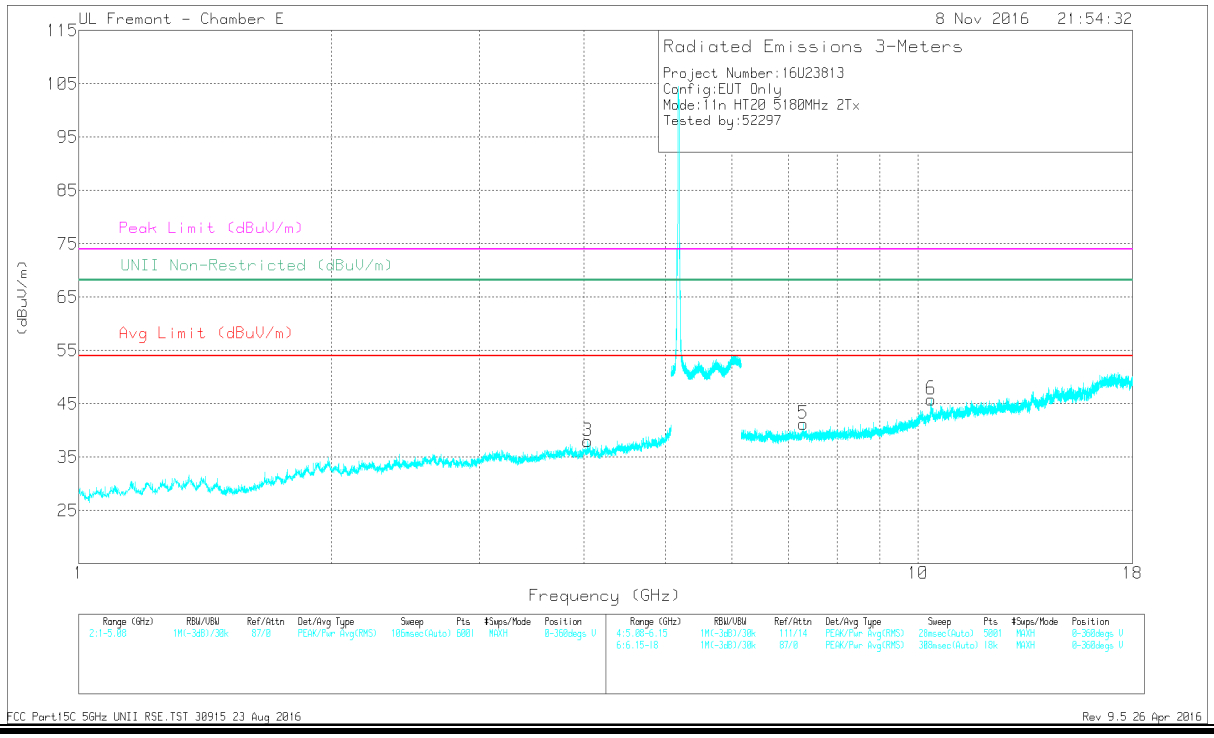

This report shall not be reproduced except in full, without the written approval of UL Verification Services Inc.

Marker	Frequency (GHz)	Meter Reading (dBuV)	Det	AF T711 (dB/m)	Amp/Cbl/Fltr/Pad (dB)	Corrected Reading (dBuV/m)	Avg Limit (dBuV/m)	Margin (dB)	Peak Limit (dBuV/m)	PK Margin (dB)	UNII Non-Restricted (dBuV/m)	PK Margin (dB)	Azimuth (Degs)	Height (cm)	Polarity
1	* 4.952	42.59	PK2	34	-29.4	47.19	-	-	74	-26.81	-	-	72	181	H
	* 4.955	32.05	MAv1	34	-29.4	36.65	54	-17.35	-	-	-	-	72	181	H
2	* 5.037	46.55	PK2	34	-28.4	52.15	-	-	74	-21.85	-	-	351	148	H
	* 5.033	36.24	MAv1	34	-28.3	41.94	54	-12.06	-	-	-	-	351	148	H
3	* 4.036	39.93	PK2	33.2	-29.7	43.43	-	-	74	-30.57	-	-	308	106	V
	* 4.04	29.24	MAv1	33.2	-29.7	32.74	54	-21.26	-	-	-	-	308	106	V
4	* 8.367	37.32	PK2	35.7	-26.6	46.42	-	-	74	-27.58	-	-	36	290	H
	* 8.37	27.04	MAv1	35.7	-26.5	36.24	54	-17.76	-	-	-	-	36	290	H
5	* 7.29	38.59	PK2	35.6	-26.3	47.89	-	-	74	-26.11	-	-	313	196	V
	* 7.292	26.78	MAv1	35.6	-26.2	36.18	54	-17.82	-	-	-	-	313	196	V
6	10.365	42.09	PK2	37.8	-23.9	55.99	-	-	-	-	68.2	-12.21	55	119	V

* - indicates frequency in CFR47 Pt 15 / IC RSS-Restricted Band
PK2 - KDB558074 Method: Maximum Peak
MAv1 - KDB558074 Option 1 Maximum RMS Average

UL VERIFICATION SERVICES INC. FORM NO: CCSUP4701J
47173 BENICIA STREET, FREMONT, CA 94538, USA TEL: (510) 771-1000 FAX: (510) 661-0888
This report shall not be reproduced except in full, without the written approval of UL Verification Services Inc.

MID CHANNEL HORIZONTAL

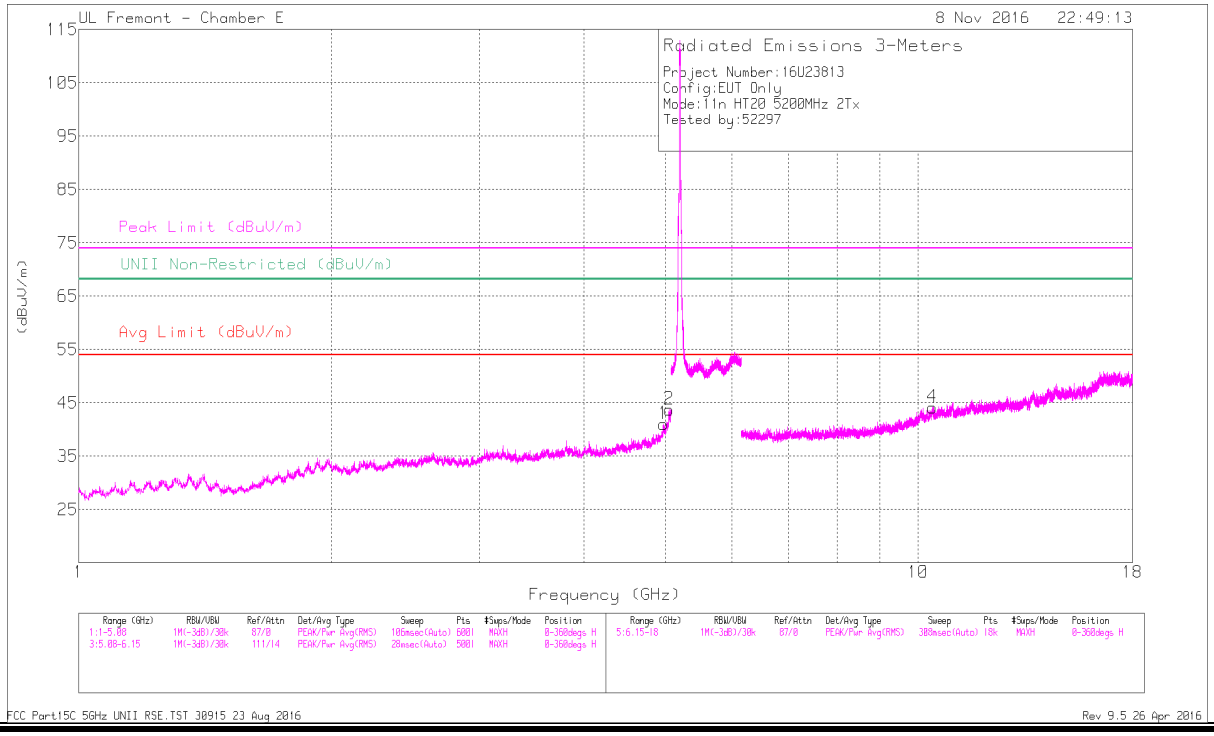

MID CHANNEL VERTICAL

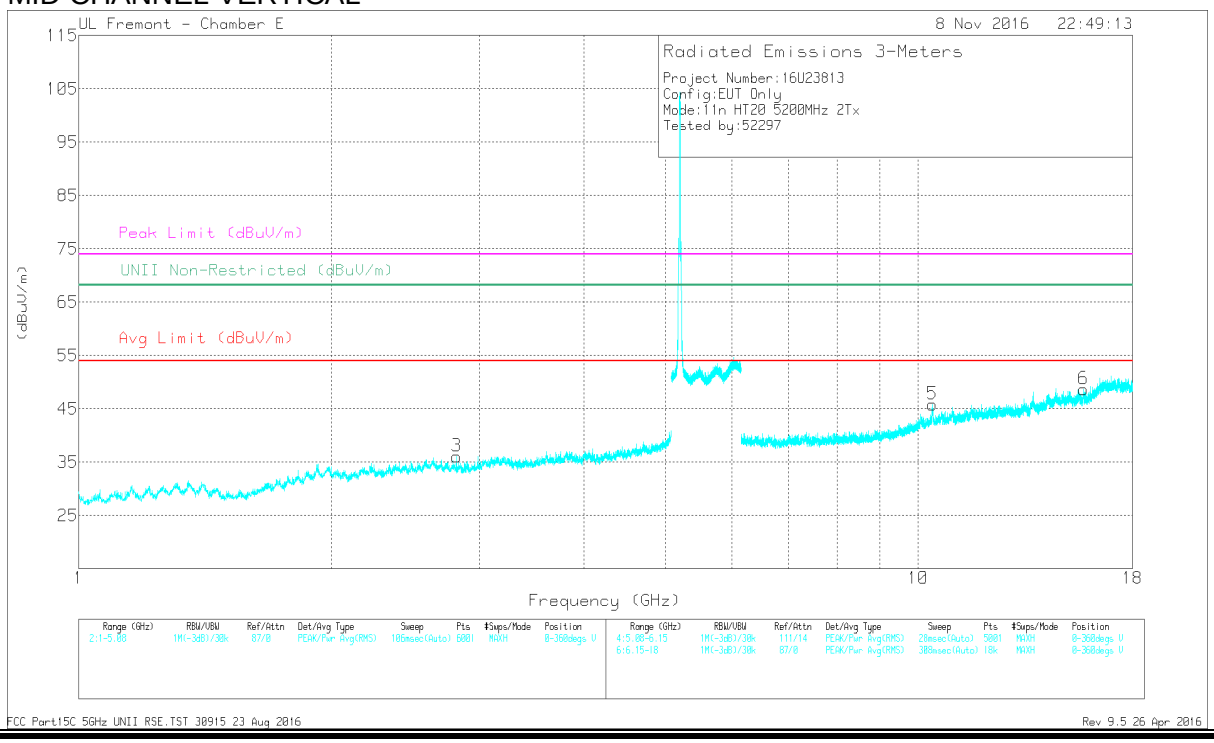

This report shall not be reproduced except in full, without the written approval of UL Verification Services Inc.

Marker	Frequency (GHz)	Meter Reading (dBuV)	Det	AF T711 (dB/m)	Amp/Cbl/Fltr/Pad (dB)	Corrected Reading (dBuV/m)	Avg Limit (dBuV/m)	Margin (dB)	Peak Limit (dBuV/m)	PK Margin (dB)	UNII Non-Restricted (dBuV/m)	PK Margin (dB)	Azimuth (Degs)	Height (cm)	Polarity
1	* 4.975	44.29	PK2	34	-29.4	48.89	-	-	74	-25.11	-	-	349	128	H
	* 4.978	34.27	MAv1	34	-29.3	38.97	54	-15.03	-	-	-	-	349	128	H
2	* 5.056	46.68	PK2	34	-28	52.68	-	-	74	-21.32	-	-	348	138	H
	* 5.048	36.63	MAv1	34	-28.3	42.33	54	-11.67	-	-	-	-	348	138	H
3	* 2.82	41.92	PK2	32.3	-31.9	42.32	-	-	74	-31.68	-	-	360	373	V
	* 2.814	29.99	MAv1	32.4	-31.9	30.49	54	-23.51	-	-	-	-	360	373	V
4	* 15.733	36.38	PK2	40.5	-21.7	55.18	-	-	74	-18.82	-	-	88	295	V
	* 15.734	26.04	MAv1	40.5	-21.7	44.84	54	-9.16	-	-	-	-	88	295	V
5	10.389	36.94	PK2	37.8	-22.9	51.84	-	-	-	-	68.2	-16.36	9	101	H
6	10.399	40.03	PK2	37.8	-22.9	54.93	-	-	-	-	68.2	-13.27	63	110	V

* - indicates frequency in CFR47 Pt 15 / IC RSS-Restricted Band
PK2 - KDB558074 Method: Maximum Peak
MAv1 - KDB558074 Option 1 Maximum RMS Average

UL VERIFICATION SERVICES INC. FORM NO: CCSUP4701J
47173 BENICIA STREET, FREMONT, CA 94538, USA TEL: (510) 771-1000 FAX: (510) 661-0888
This report shall not be reproduced except in full, without the written approval of UL Verification Services Inc.

HIGH CHANNEL HORIZONTAL

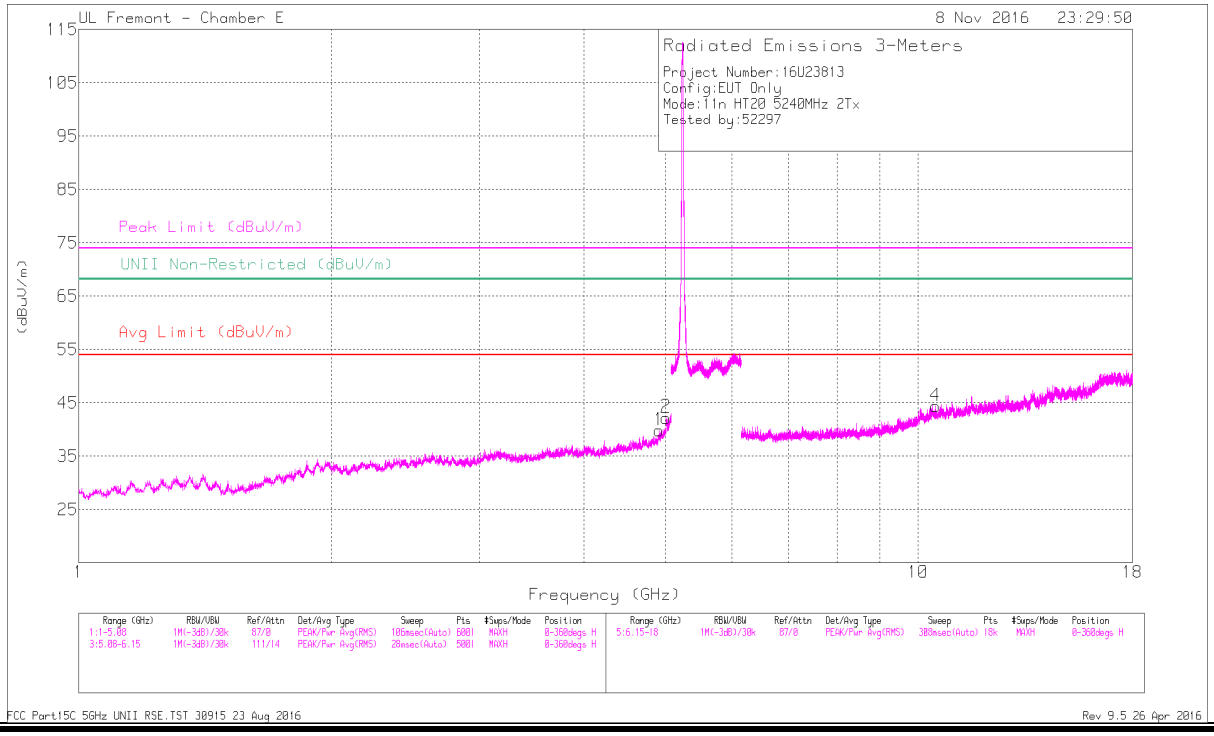

HIGH CHANNEL VERTICAL

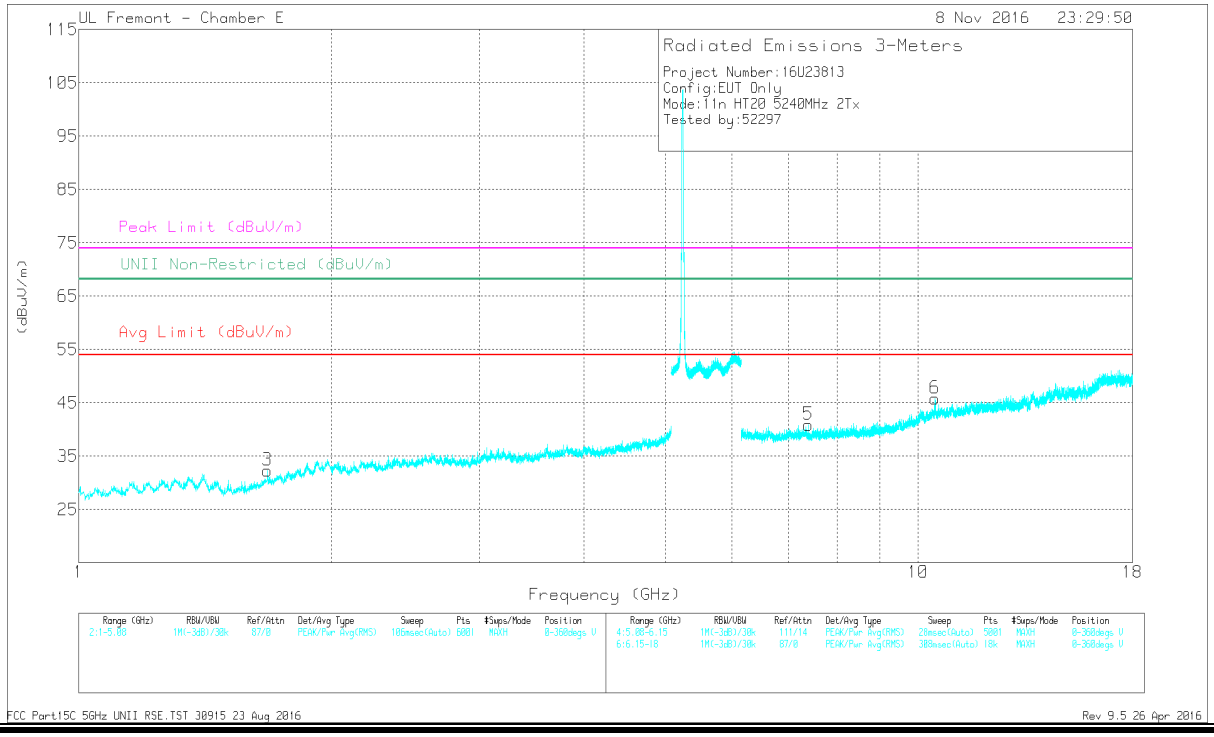

This report shall not be reproduced except in full, without the written approval of UL Verification Services Inc.

Marker	Frequency (GHz)	Meter Reading (dBuV)	Det	AF T711 (dB/m)	Amp/Cbl/Fltr/Pad (dB)	Corrected Reading (dBuV/m)	Avg Limit (dBuV/m)	Margin (dB)	Peak Limit (dBuV/m)	PK Margin (dB)	UNII Non-Restricted (dBuV/m)	PK Margin (dB)	Azimuth (Degs)	Height (cm)	Polarity
1	* 4.912	42.53	PK2	34	-29.5	47.03	-	-	74	-26.97	-	-	356	154	H
	* 4.912	31.96	MAv1	34	-29.5	36.46	54	-17.54	-	-	-	-	356	154	H
2	* 5.011	44.4	PK2	33.9	-28.5	49.8	-	-	74	-24.2	-	-	346	157	H
	* 5.011	33.2	MAv1	33.9	-28.5	38.6	54	-15.4	-	-	-	-	346	157	H
3	* 1.677	43.48	PK2	28.8	-33.5	38.78	-	-	74	-35.22	-	-	82	128	V
	* 1.68	32.28	MAv1	28.9	-33.6	27.58	54	-26.42	-	-	-	-	82	128	V
4	10.48	36.79	PK2	37.8	-24.3	50.29	-	-	-	-	68.2	-17.91	13	330	H
5	* 7.399	39.31	PK2	35.6	-27.9	47.01	-	-	74	-26.99	-	-	59	243	V
	* 7.395	28.52	MAv1	35.6	-27.9	36.22	54	-17.78	-	-	-	-	59	243	V
6	10.48	40.71	PK2	37.8	-24.3	54.21	-	-	-	-	68.2	-13.99	61	122	V

* - indicates frequency in CFR47 Pt 15 / IC RSS-Restricted Band
PK2 - KDB558074 Method: Maximum Peak
MAv1 - KDB558074 Option 1 Maximum RMS Average

UL VERIFICATION SERVICES INC. FORM NO: CCSUP4701J
47173 BENICIA STREET, FREMONT, CA 94538, USA TEL: (510) 771-1000 FAX: (510) 661-0888
This report shall not be reproduced except in full, without the written approval of UL Verification Services Inc.

9.1.4. 11n HT40 ANTENNA A SISO MODE IN THE 5.2GHz BAND

RESTRICTED BANDEDGE (LOW CHANNEL)

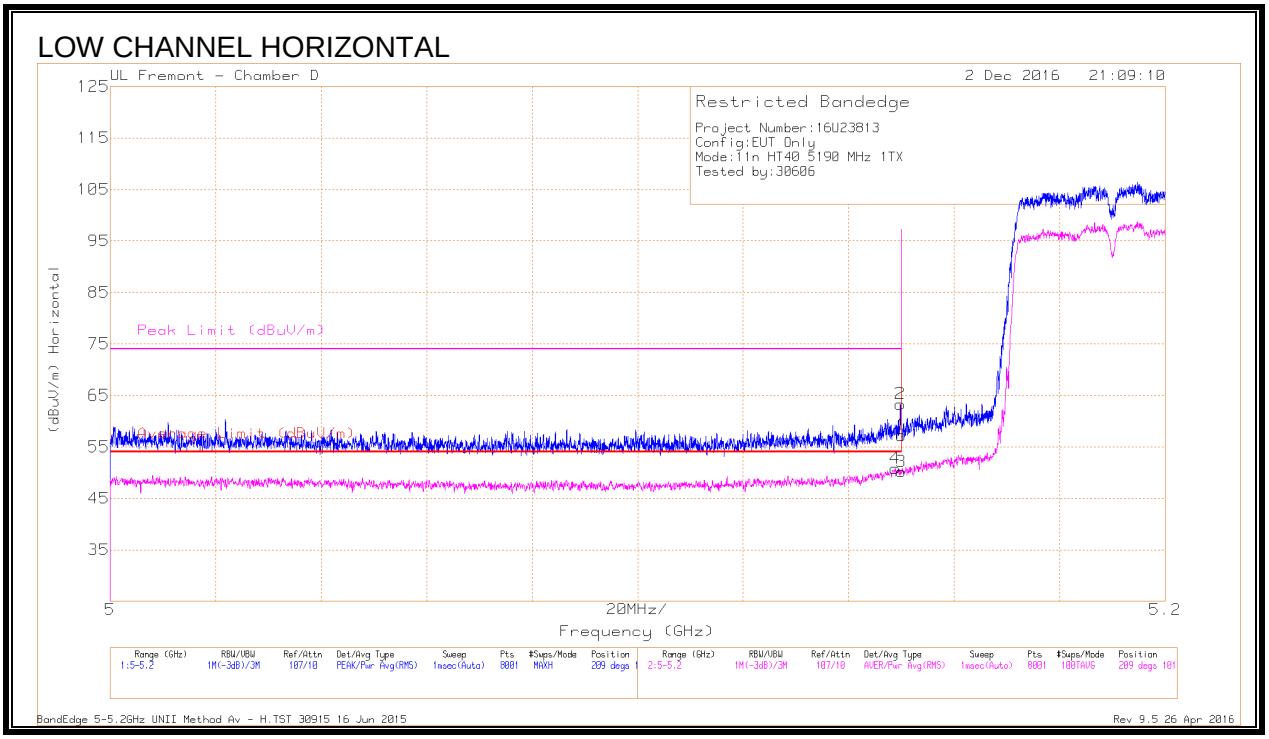

Marker	Frequency (GHz)	Meter Reading (dBuV)	Det	AF T712 (dB/m)	Amp/Cbl/Fltr/Pad (dB)	DC Corr (dB)	Corrected Reading (dBuV/m)	Average Limit (dBuV/m)	Margin (dB)	Peak Limit (dBuV/m)	PK Margin (dB)	Azimuth (Degs)	Height (cm)	Polarity
1	5.15	41.54	Pk	34.1	-18.4	0	57.24	-	-	74	-16.76	209	101	H
2	* 5.15	47.63	Pk	34.1	-18.4	0	63.33	-	-	74	-10.67	209	101	H
3	5.15	34.39	RMS	34.1	-18.4	.1	50.19	54	-3.81	-	-	209	101	H
4	* 5.149	34.99	RMS	34.1	-18.4	.1	50.79	54	-3.21	-	-	209	101	H

* - indicates frequency in CFR47 Pt 15 / IC RSS-Restricted Band
Pk - Peak detector
RMS - RMS detection

This report shall not be reproduced except in full, without the written approval of UL Verification Services Inc.

LOW CHANNEL VERTICAL

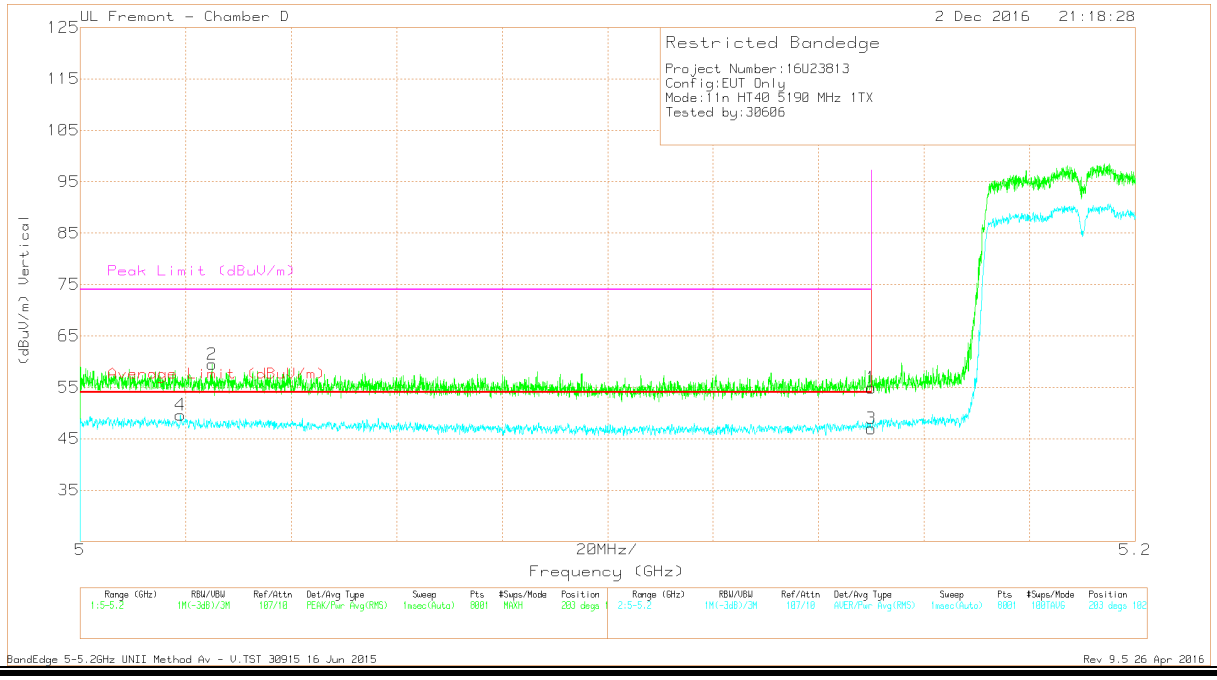

Marker	Frequency (GHz)	Meter Reading (dBuV)	Det	AF T712 (dB/m)	Amp/Cbl/Fltr/Pad (dB)	DC Corr (dB)	Corrected Reading (dBuV/m)	Average Limit (dBuV/m)	Margin (dB)	Peak Limit (dBuV/m)	PK Margin (dB)	Azimuth (Degs)	Height (cm)	Polarity
1	5.15	39.22	Pk	34.1	-18.4	0	54.92	-	-	74	-19.08	203	102	V
2	* 5.025	43.68	Pk	34	-18.2	0	59.48	-	-	74	-14.52	203	102	V
3	5.15	31.28	RMS	34.1	-18.4	.1	47.08	54	-6.92	-	-	203	102	V
4	* 5.019	33.81	RMS	34	-18.2	.1	49.71	54	-4.29	-	-	203	102	V

* - indicates frequency in CFR47 Pt 15 / IC RSS-Restricted Band
Pk - Peak detector
RMS - RMS detection

This report shall not be reproduced except in full, without the written approval of UL Verification Services Inc.

HARMONICS AND SPURIOUS EMISSIONS

LOW CHANNEL HORIZONTAL

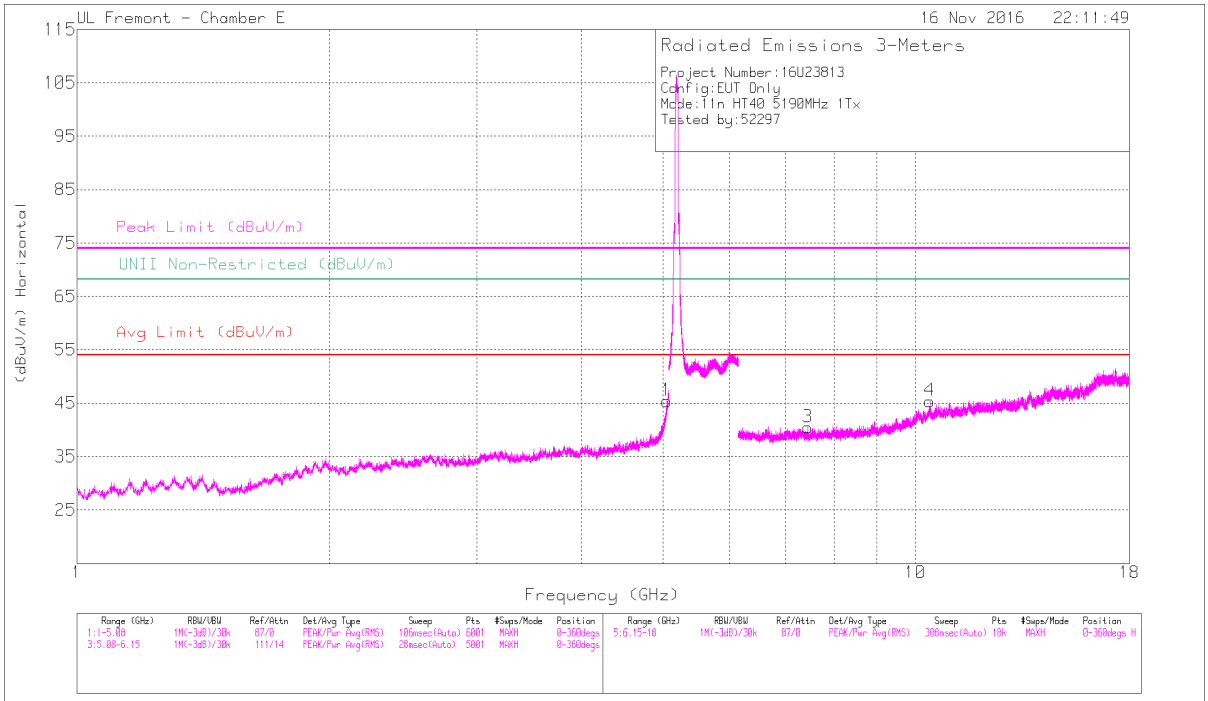

LOW CHANNEL VERTICAL

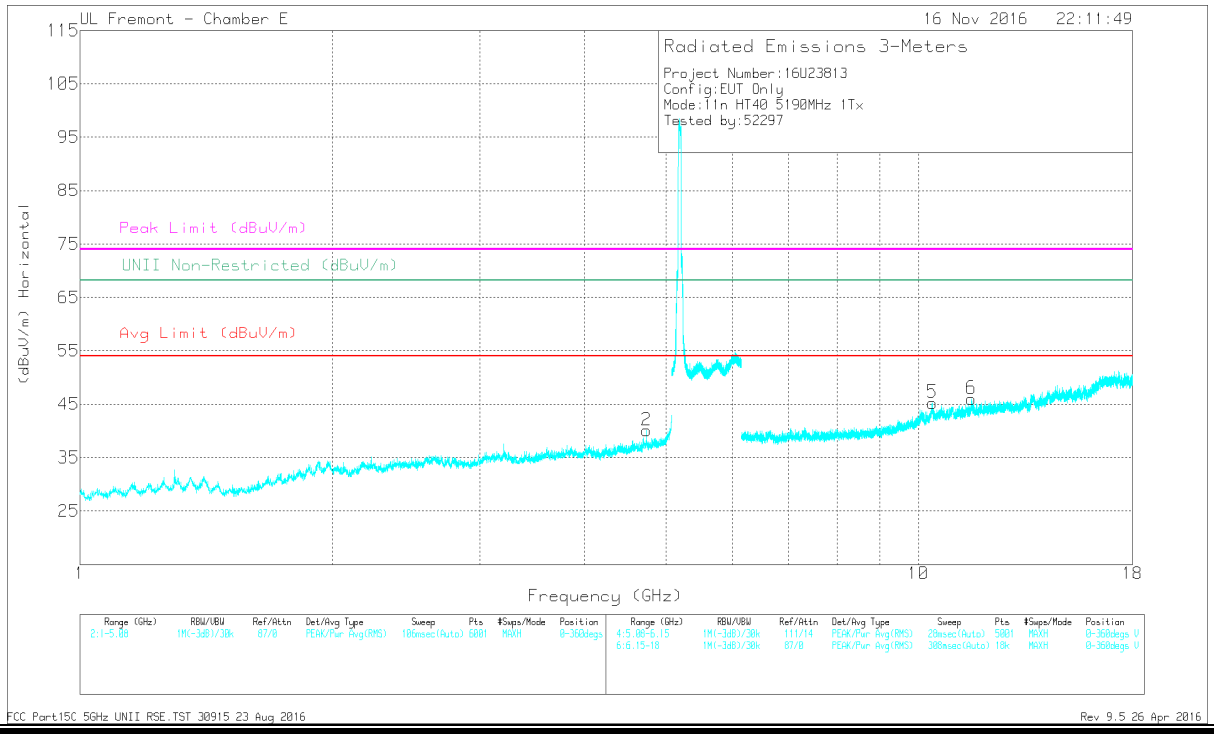

This report shall not be reproduced except in full, without the written approval of UL Verification Services Inc.

Marker	Frequency (GHz)	Meter Reading (dBuV)	Det	AF T711 (dB/m)	Amp/Cbl/Fltr /Pad (dB)	DC Corr (dB)	Corrected Reading (dBuV/m)	Avg Limit (dBuV/m)	Margin (dB)	Peak Limit (dBuV/m)	PK Margin (dB)	UNII Non-Restricted (dBuV/m)	PK Margin (dB)	Azimuth (Degs)	Height (cm)	Polarity
1	* 5.052	46.83	PK-U	34	-28.1	0	52.73	-	-	74	-21.27	-	-	263	138	H
	* 5.053	35.68	ADR	34	-28	.1	41.78	54	-12.22	-	-	-	-	263	138	H
2	* 4.741	40.32	PK-U	34	-28.9	0	45.42	-	-	74	-28.58	-	-	320	365	V
	* 4.74	29.33	ADR	34	-28.9	.1	34.53	54	-19.47	-	-	-	-	320	365	V
3	* 7.442	38.09	PK-U	35.5	-27.5	0	46.09	-	-	74	-27.91	-	-	209	400	H
	* 7.44	27.47	ADR	35.5	-27.5	.1	35.57	54	-18.43	-	-	-	-	209	400	H
4	10.401	35.94	PK-U	37.8	-23	0	50.74	-	-	-	-	68.2	-17.46	360	219	H
5	10.386	39.77	PK-U	37.8	-23	0	54.57	-	-	-	-	68.2	-13.63	328	125	V
6	* 11.571	35.48	PK-U	38.4	-22	0	51.88	-	-	74	-22.12	-	-	316	149	V
	* 11.572	24.81	ADR	38.4	-22	.1	41.31	54	-12.69	-	-	-	-	316	149	V

* - indicates frequency in CFR47 Pt 15 / IC RSS-Restricted Band
PK-U - U-NII: Maximum Peak
ADR - U-NII AD primary method, RMS average

UL VERIFICATION SERVICES INC. FORM NO: CCSUP4701J
47173 BENICIA STREET, FREMONT, CA 94538, USA TEL: (510) 771-1000 FAX: (510) 661-0888
This report shall not be reproduced except in full, without the written approval of UL Verification Services Inc.

HIGH CHANNEL HORIZONTAL

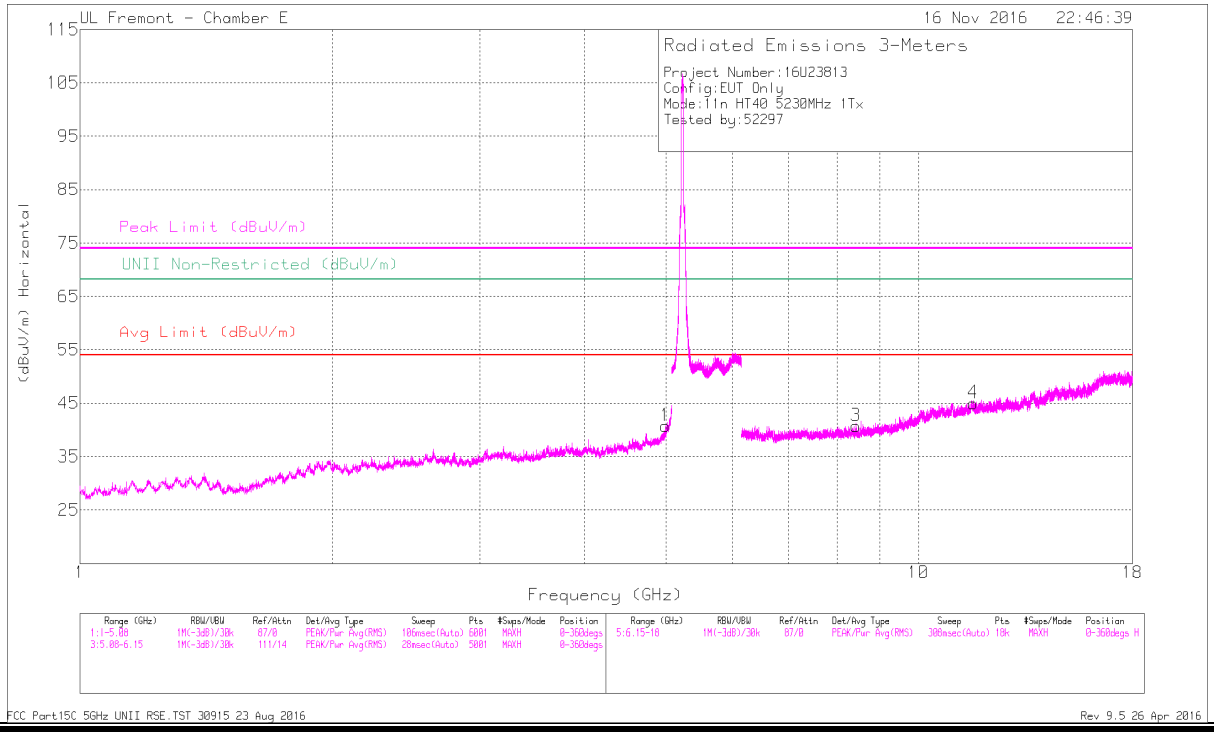

HIGH CHANNEL VERTICAL

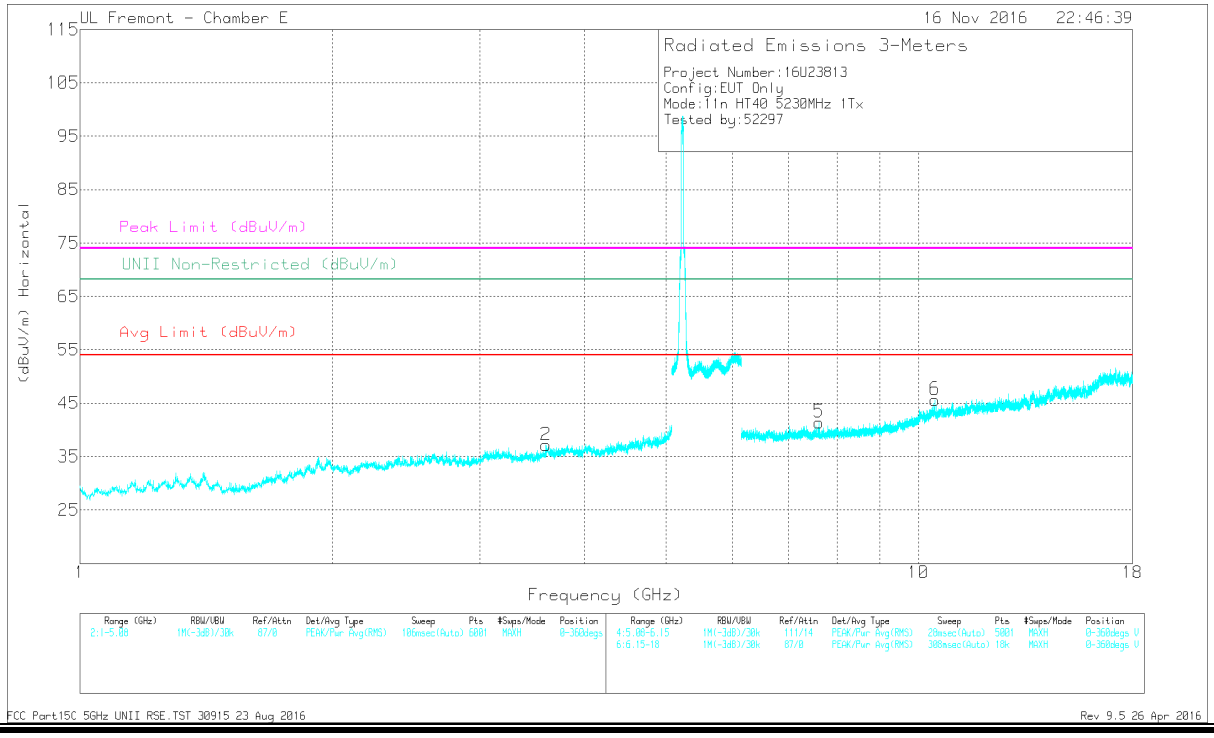

This report shall not be reproduced except in full, without the written approval of UL Verification Services Inc.

Marker	Frequency (GHz)	Meter Reading (dBuV)	Det	AF T711 (dB/m)	Amp/Cbl/Fltr /Pad (dB)	DC Corr (dB)	Corrected Reading (dBuV/m)	Avg Limit (dBuV/m)	Margin (dB)	Peak Limit (dBuV/m)	PK Margin (dB)	UNII Non-Restricted (dBuV/m)	PK Margin (dB)	Azimuth (Degs)	Height (cm)	Polarity
1	* 4.994	43.23	PK-U	33.9	-29	0	48.13	-	-	74	-25.87	-	-	261	135	H
	* 4.995	32.41	ADR	33.9	-29	.1	37.41	54	-16.59	-	-	-	-	261	135	H
2	* 3.597	40.28	PK-U	33	-30.8	0	42.48	-	-	74	-31.52	-	-	180	266	V
	* 3.598	29.8	ADR	33	-30.7	.1	32.2	54	-21.8	-	-	-	-	180	266	V
3	* 8.419	37.4	PK-U	35.7	-26.3	0	46.8	-	-	74	-27.2	-	-	230	400	H
	* 8.422	26.68	ADR	35.7	-26.4	.1	36.08	54	-17.92	-	-	-	-	230	400	H
4	* 11.627	36.45	PK-U	38.5	-23.1	0	51.85	-	-	74	-22.15	-	-	97	398	H
	* 11.627	25.54	ADR	38.5	-23.1	.1	41.04	54	-12.96	-	-	-	-	97	398	H
5	* 7.604	37.91	PK-U	35.7	-26.8	0	46.81	-	-	74	-27.19	-	-	242	297	V
	* 7.606	26.76	ADR	35.7	-26.9	.1	35.66	54	-18.34	-	-	-	-	242	297	V
6	10.46	38.4	PK-U	37.8	-24	0	52.2	-	-	-	-	68.2	-16	320	184	V

* - indicates frequency in CFR47 Pt 15 / IC RSS-Restricted Band
PK-U - U-NII: Maximum Peak
ADR - U-NII AD primary method, RMS average

UL VERIFICATION SERVICES INC. FORM NO: CCSUP4701J
47173 BENICIA STREET, FREMONT, CA 94538, USA TEL: (510) 771-1000 FAX: (510) 661-0888
This report shall not be reproduced except in full, without the written approval of UL Verification Services Inc.

9.1.5. 11n HT40 ANTENNA B SISO MODE IN THE 5.2GHz BAND

RESTRICTED BANDEDGE (LOW CHANNEL)

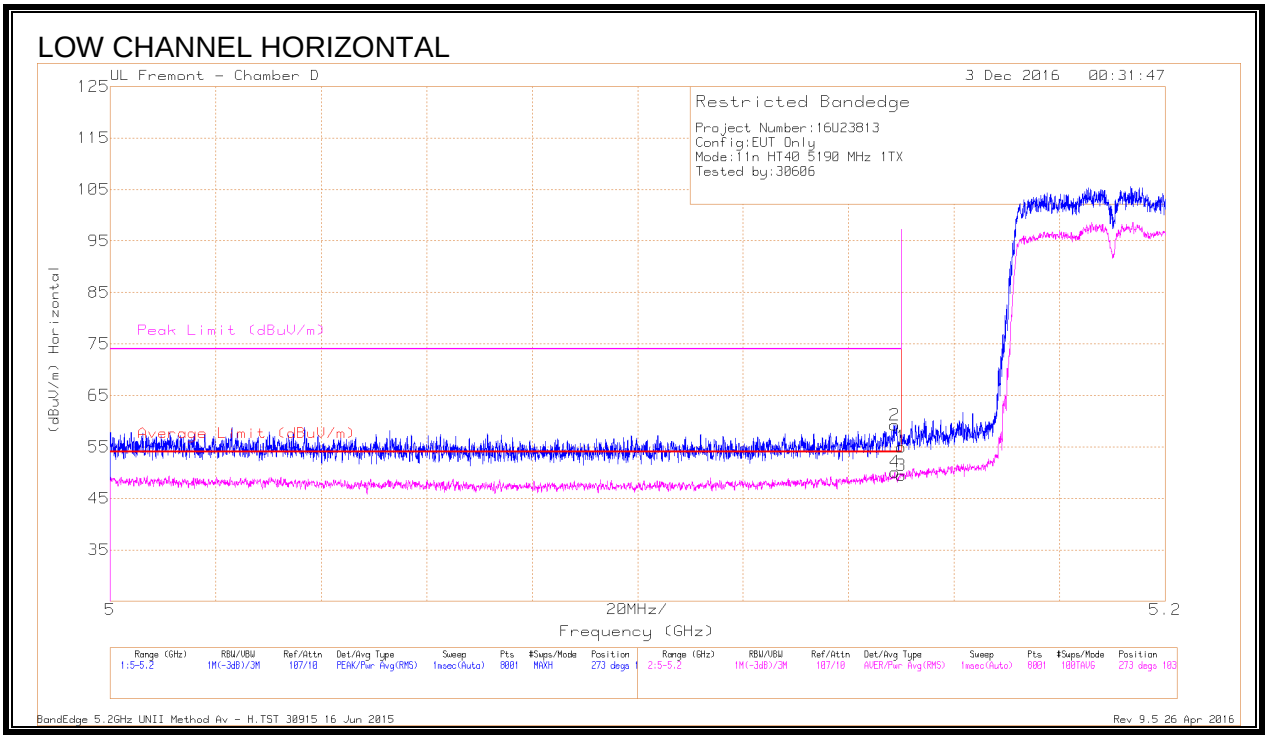

Marker	Frequency (GHz)	Meter Reading (dBuV)	Det	AF T712 (dB/m)	Amp/Cbl/Fltr/Pad (dB)	DC Corr (dB)	Corrected Reading (dBuV/m)	Average Limit (dBuV/m)	Margin (dB)	Peak Limit (dBuV/m)	PK Margin (dB)	Azimuth (Degs)	Height (cm)	Polarity
1	5.15	39.32	Pk	34.1	-18.4	0	55.02	-	-	74	-18.98	273	103	H
2	* 5.149	43.55	Pk	34.1	-18.4	0	59.25	-	-	74	-14.75	273	103	H
3	5.15	33.66	RMS	34.1	-18.4	.1	49.46	54	-4.54	-	-	273	103	H
4	* 5.149	34.31	RMS	34.1	-18.4	.1	50.11	54	-3.89	-	-	273	103	H

* - indicates frequency in CFR47 Pt 15 / IC RSS-Restricted Band
Pk - Peak detector
RMS - RMS detection

This report shall not be reproduced except in full, without the written approval of UL Verification Services Inc.

LOW CHANNEL VERTICAL

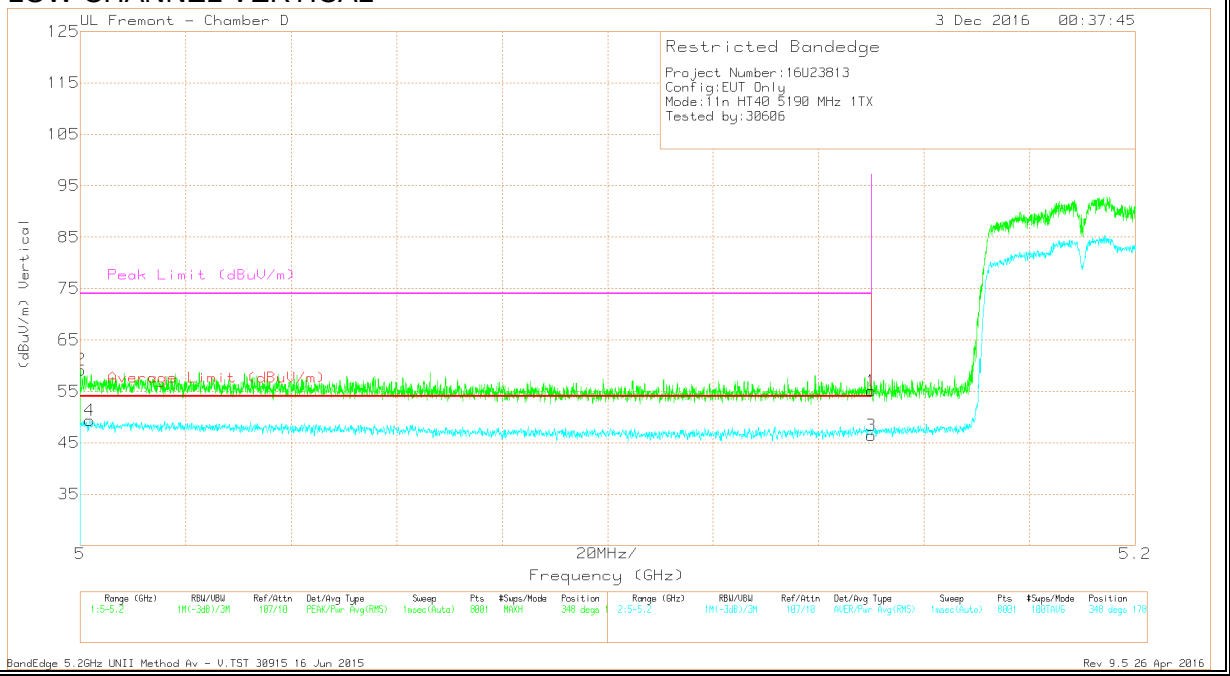

Marker	Frequency (GHz)	Meter Reading (dBuV)	Det	AF T712 (dB/m)	Amp/Cbl/Fltr/Pad (dB)	DC Corr (dB)	Corrected Reading (dBuV/m)	Average Limit (dBuV/m)	Margin (dB)	Peak Limit (dBuV/m)	PK Margin (dB)	Azimuth (Degs)	Height (cm)	Polarity
1	5.15	39.39	Pk	34.1	-18.4	0	55.09	-	-	74	-18.91	348	178	V
2	* 5	43.36	Pk	34	-18.2	0	59.16	-	-	74	-14.84	348	178	V
3	5.15	30.62	RMS	34.1	-18.4	.1	46.42	54	-7.58	-	-	348	178	V
4	* 5.002	33.43	RMS	34	-18.2	.1	49.33	54	-4.67	-	-	348	178	V

* - indicates frequency in CFR47 Pt 15 / IC RSS-Restricted Band
Pk - Peak detector
RMS - RMS detection

UL VERIFICATION SERVICES INC. FORM NO: CCSUP4701J
47173 BENICIA STREET, FREMONT, CA 94538, USA TEL: (510) 771-1000 FAX: (510) 661-0888
This report shall not be reproduced except in full, without the written approval of UL Verification Services Inc.

HARMONICS AND SPURIOUS EMISSIONS

LOW CHANNEL HORIZONTAL

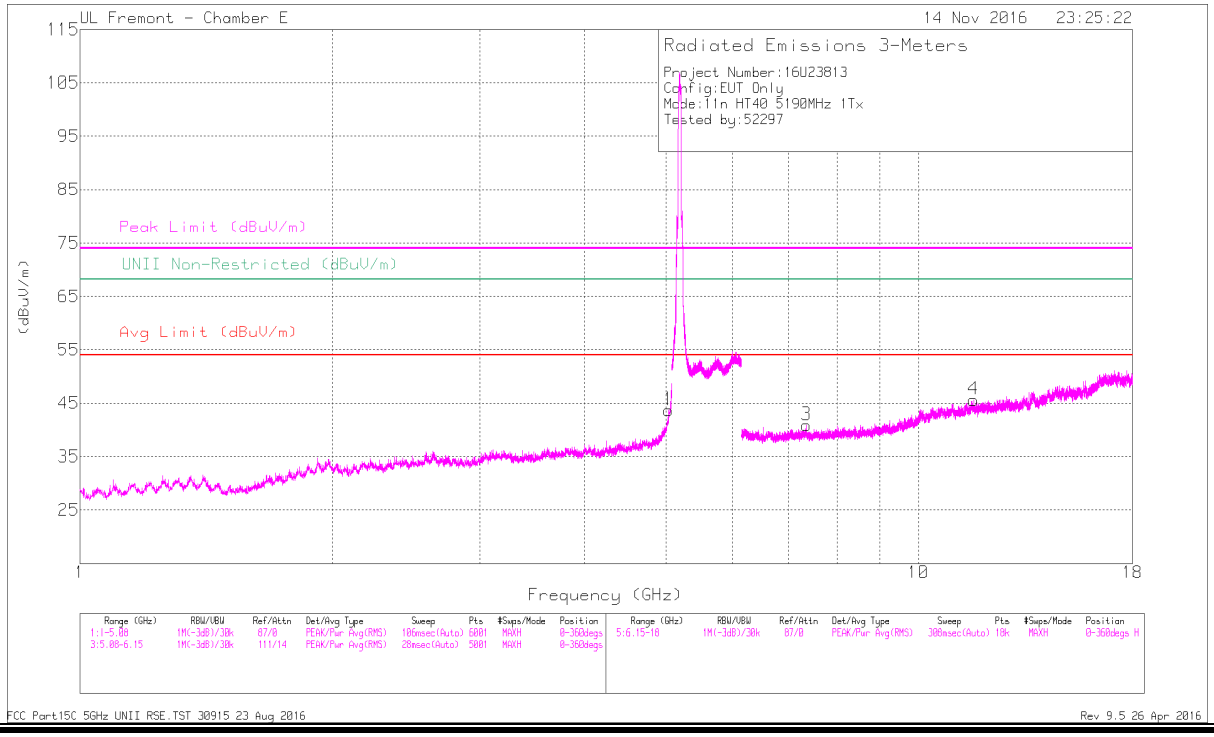

LOW CHANNEL VERTICAL

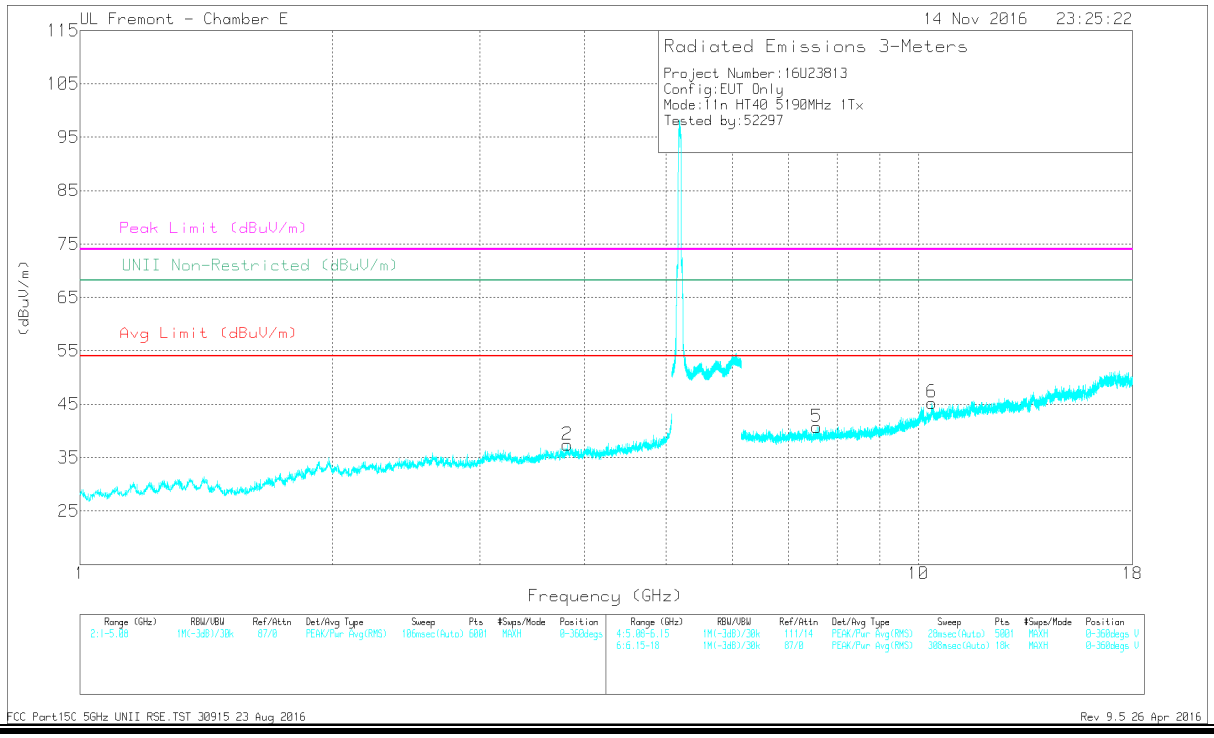

This report shall not be reproduced except in full, without the written approval of UL Verification Services Inc.

Marker	Frequency (GHz)	Meter Reading (dBuV)	Det	AF T711 (dB/m)	Amp/Cbl/Fltr /Pad (dB)	DC Corr (dB)	Corrected Reading (dBuV/m)	Avg Limit (dBuV/m)	Margin (dB)	Peak Limit (dBuV/m)	PK Margin (dB)	UNII Non-Restricted (dBuV/m)	PK Margin (dB)	Azimuth (Degs)	Height (cm)	Polarity
1	* 5.037	44.91	PK-U	34	-28.4	0	50.51	-	-	74	-23.49	-	-	18	131	H
	* 5.037	34.55	ADR	34	-28.4	.1	40.25	54	-13.75	-	-	-	-	18	131	H
2	* 3.816	40.51	PK-U	33.1	-29.8	0	43.81	-	-	74	-30.19	-	-	103	285	V
	* 3.814	29.09	ADR	33.1	-29.7	.1	32.59	54	-21.41	-	-	-	-	103	285	V
3	* 7.352	38.03	PK-U	35.6	-27.1	0	46.53	-	-	74	-27.47	-	-	13	184	H
	* 7.351	27.44	ADR	35.6	-27	.1	36.14	54	-17.86	-	-	-	-	13	184	H
4	* 11.635	36.62	PK-U	38.5	-23.4	0	51.72	-	-	74	-22.28	-	-	108	237	H
	* 11.636	25.64	ADR	38.5	-23.4	.1	40.84	54	-13.16	-	-	-	-	108	237	H
5	* 7.567	37.26	PK-U	35.6	-26.6	0	46.26	-	-	74	-27.74	-	-	36	153	V
	* 7.564	26.46	ADR	35.6	-26.5	.1	35.66	54	-18.34	-	-	-	-	36	153	V
6	10.378	39.17	PK-U	37.8	-23.5	0	53.47	-	-	-	-	68.2	-14.73	55	125	V

* - indicates frequency in CFR47 Pt 15 / IC RSS-Restricted Band
PK-U - U-NII: Maximum Peak
ADR - U-NII AD primary method, RMS average

UL VERIFICATION SERVICES INC. FORM NO: CCSUP4701J
47173 BENICIA STREET, FREMONT, CA 94538, USA TEL: (510) 771-1000 FAX: (510) 661-0888
This report shall not be reproduced except in full, without the written approval of UL Verification Services Inc.

HIGH CHANNEL HORIZONTAL

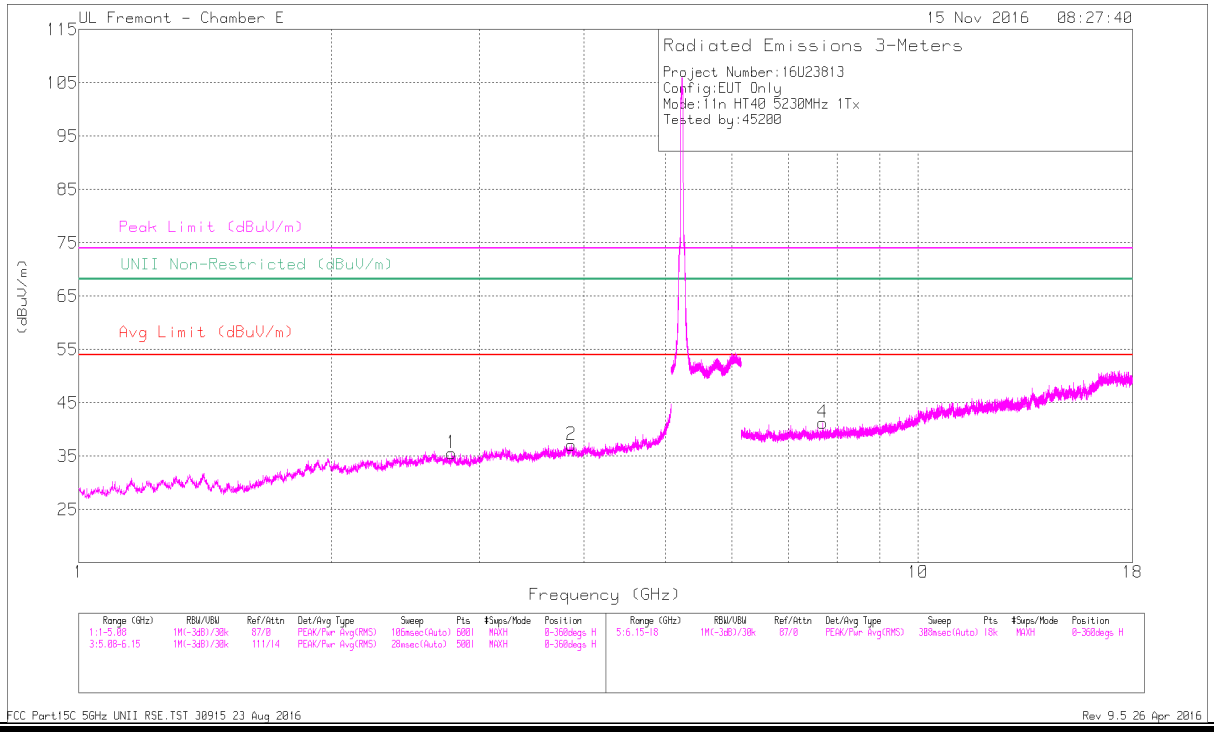

HIGH CHANNEL VERTICAL

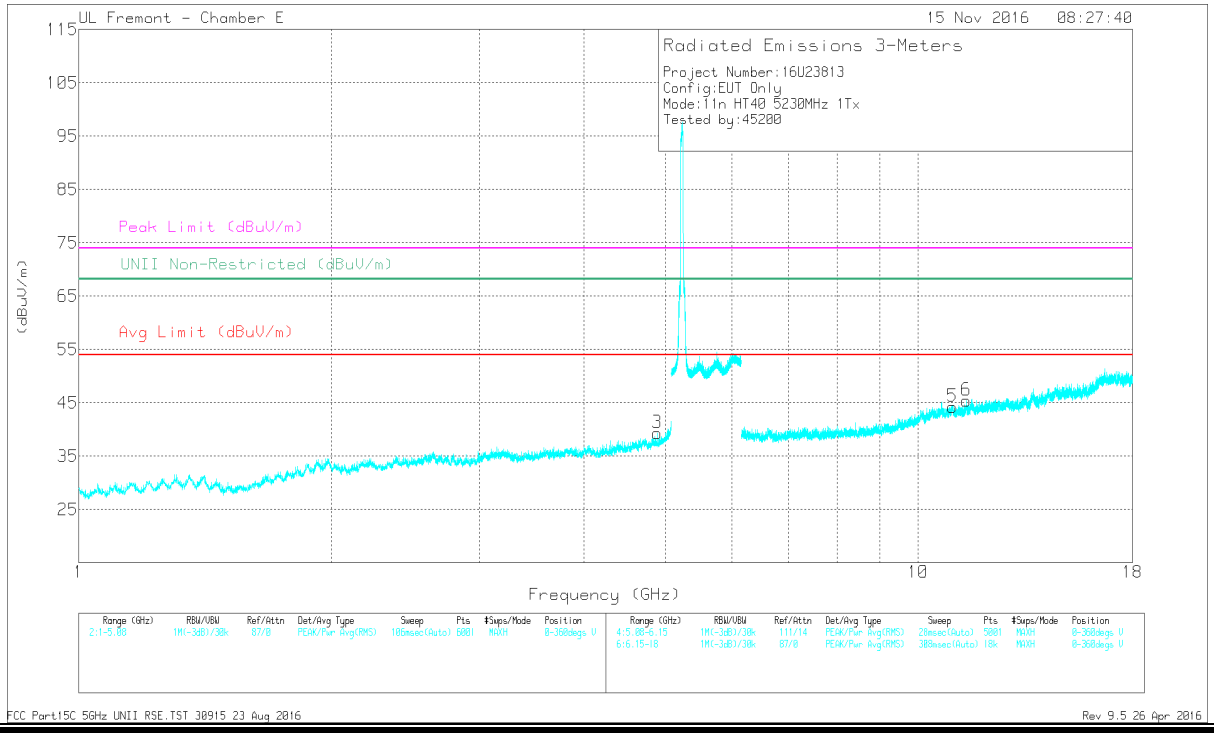

This report shall not be reproduced except in full, without the written approval of UL Verification Services Inc.

Marker	Frequency (GHz)	Meter Reading (dBuV)	Det	AF T711 (dB/m)	Amp/Cbl/Fltr/Pad (dB)	DC Corr (dB)	Corrected Reading (dBuV/m)	Avg Limit (dBuV/m)	Margin (dB)	Peak Limit (dBuV/m)	PK Margin (dB)	UNII Non-Restricted (dBuV/m)	PK Margin (dB)	Azimuth (Degs)	Height (cm)	Polarity
1	* 2.779	41.05	PK-U	32.5	-31.8	0	41.75	-	-	74	-32.25	-	-	176	232	H
	* 2.782	30.49	ADR	32.5	-31.8	.1	31.29	54	-22.71	-	-	-	-	176	232	H
2	* 3.861	39.88	PK-U	33.2	-29.6	0	43.48	-	-	74	-30.52	-	-	91	164	H
	* 3.861	29.57	ADR	33.2	-29.6	.1	33.27	54	-20.73	-	-	-	-	91	164	H
3	* 4.889	40.03	PK-U	34	-29.7	0	44.33	-	-	74	-29.67	-	-	280	113	V
	* 4.891	30.1	ADR	34	-29.7	.1	34.5	54	-19.5	-	-	-	-	280	113	V
4	* 7.69	37.7	PK-U	35.7	-27	0	46.4	-	-	74	-27.6	-	-	341	314	H
	* 7.691	27.88	ADR	35.7	-27	.1	36.68	54	-17.32	-	-	-	-	341	314	H
5	* 10.985	35.03	PK-U	38	-22.1	0	50.93	-	-	74	-23.07	-	-	277	257	V
	* 10.987	25.46	ADR	38	-22.1	.1	41.46	54	-12.54	-	-	-	-	277	257	V
6	* 11.405	36.17	PK-U	38.2	-22.9	0	51.47	-	-	74	-22.53	-	-	76	148	V
	* 11.402	26.29	ADR	38.2	-23	.1	41.59	54	-12.41	-	-	-	-	76	148	V

* - indicates frequency in CFR47 Pt 15 / IC RSS-Restricted Band
PK-U - U-NII: Maximum Peak
ADR - U-NII AD primary method, RMS average

This report shall not be reproduced except in full, without the written approval of UL Verification Services Inc.

9.1.6. 11n HT40 2TX CDD MIMO MODE IN THE 5.2GHz BAND

RESTRICTED BANDEDGE (LOW CHANNEL)

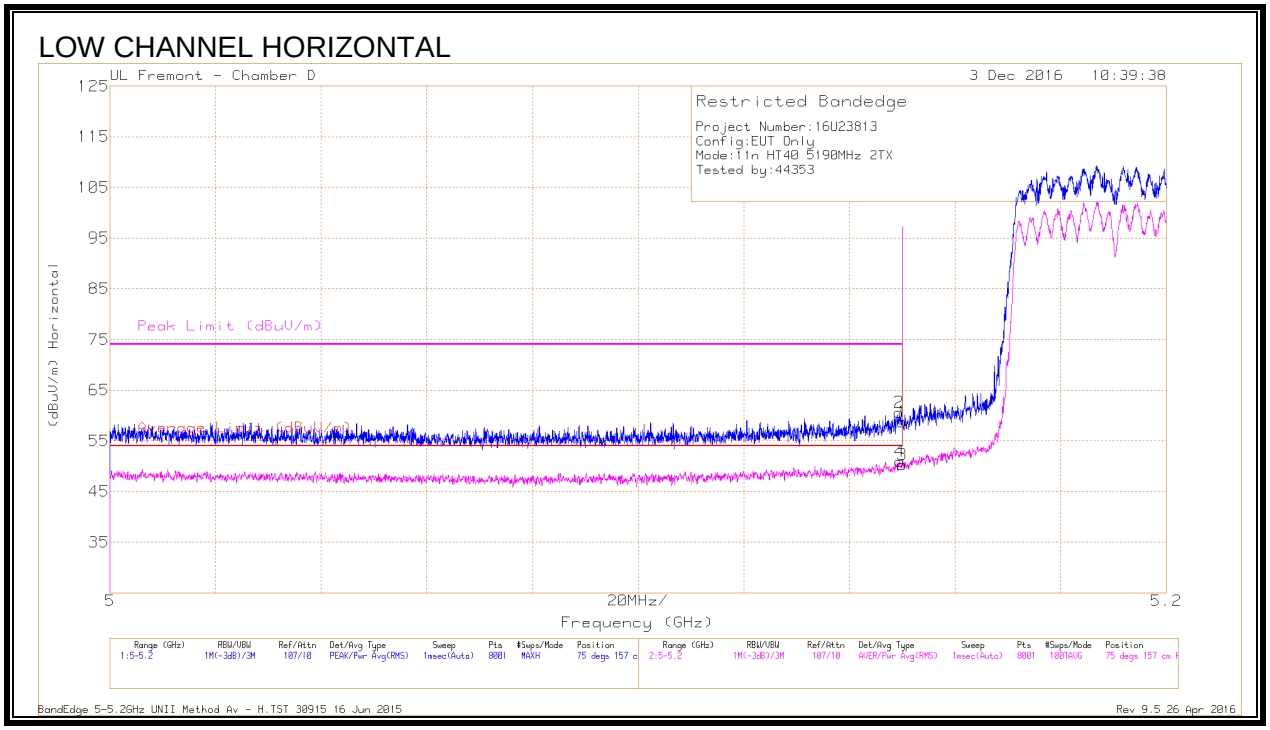

Marker	Frequency (GHz)	Meter Reading (dBuV)	Det	AF T712 (dB/m)	Amp/Cbl/Fltr/Pad (dB)	DC Corr (dB)	Corrected Reading (dBuV/m)	Average Limit (dBuV/m)	Margin (dB)	Peak Limit (dBuV/m)	PK Margin (dB)	Azimuth (Degs)	Height (cm)	Polarity
1	5.15	43.03	Pk	34.1	-18.4	0	58.73	-	-	74	-15.27	75	157	H
2	* 5.149	44.84	Pk	34.1	-18.4	0	60.54	-	-	74	-13.46	75	157	H
3	5.15	34.62	RMS	34.1	-18.4	.1	50.42	54	-3.58	-	-	75	157	H
4	* 5.15	35.21	RMS	34.1	-18.4	.1	51.01	54	-2.99	-	-	75	157	H

* - indicates frequency in CFR47 Pt 15 / IC RSS-Restricted Band
Pk - Peak detector
RMS - RMS detection

This report shall not be reproduced except in full, without the written approval of UL Verification Services Inc.

LOW CHANNEL VERTICAL

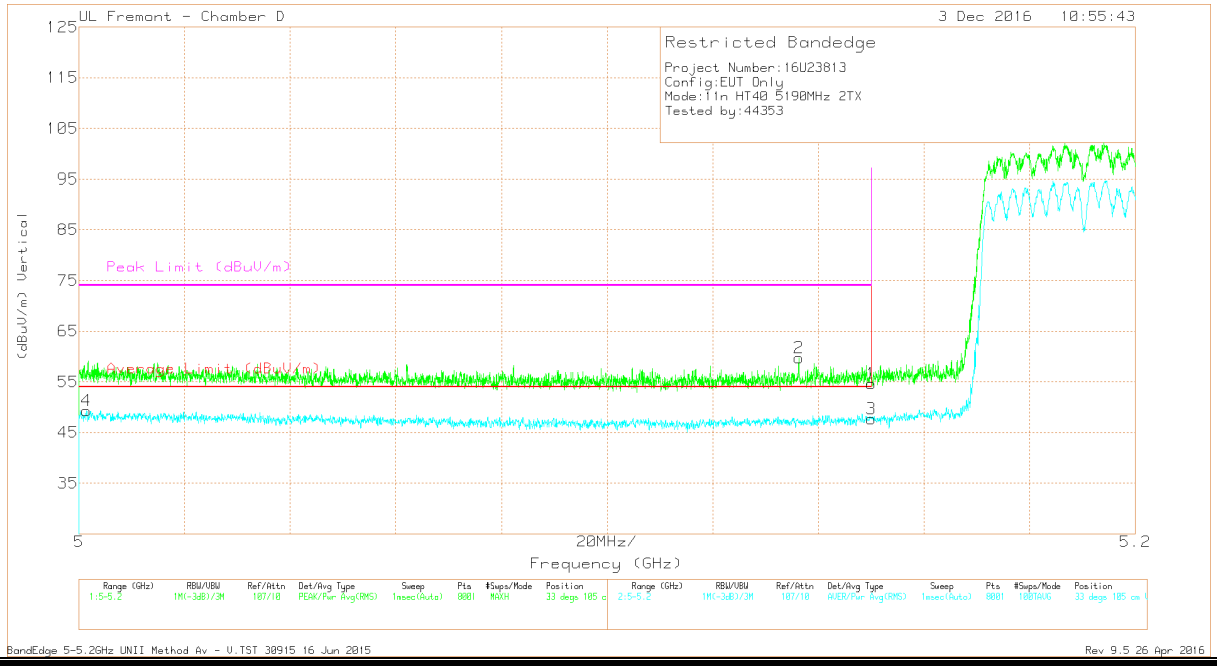

Marker	Frequency (GHz)	Meter Reading (dBuV)	Det	AF T712 (dB/m)	Amp/Cbl/Fltr/Pad (dB)	DC Corr (dB)	Corrected Reading (dBuV/m)	Average Limit (dBuV/m)	Margin (dB)	Peak Limit (dBuV/m)	PK Margin (dB)	Azimuth (Degs)	Height (cm)	Polarity
1	5.15	38.92	Pk	34.1	-18.4	0	54.62	-	-	74	-19.38	33	105	V
2	* 5.136	43.99	Pk	34.1	-18.4	0	59.69	-	-	74	-14.31	33	105	V
3	5.15	31.97	RMS	34.1	-18.4	.1	47.77	54	-6.23	-	-	33	105	V
4	* 5.001	33.53	RMS	34	-18.2	.1	49.43	54	-4.57	-	-	33	105	V

* - indicates frequency in CFR47 Pt 15 / IC RSS-Restricted Band
Pk - Peak detector
RMS - RMS detection

This report shall not be reproduced except in full, without the written approval of UL Verification Services Inc.

HARMONICS AND SPURIOUS EMISSIONS

LOW CHANNEL HORIZONTAL

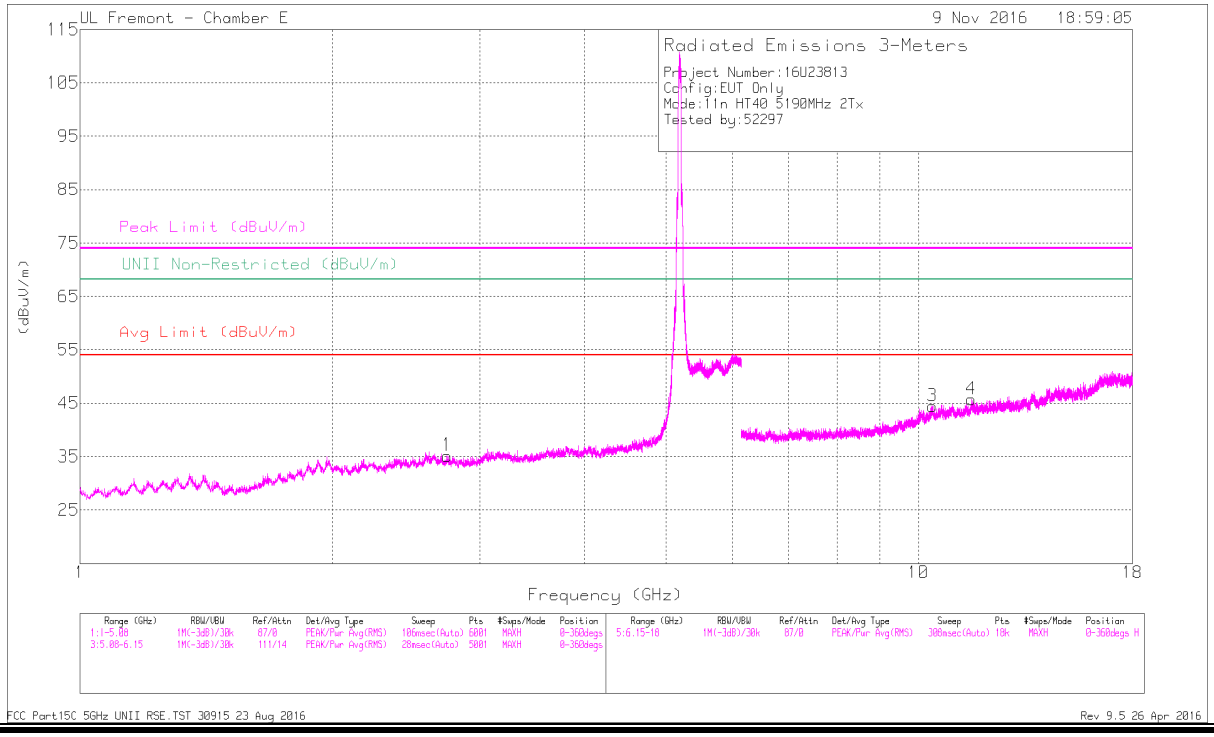

LOW CHANNEL VERTICAL

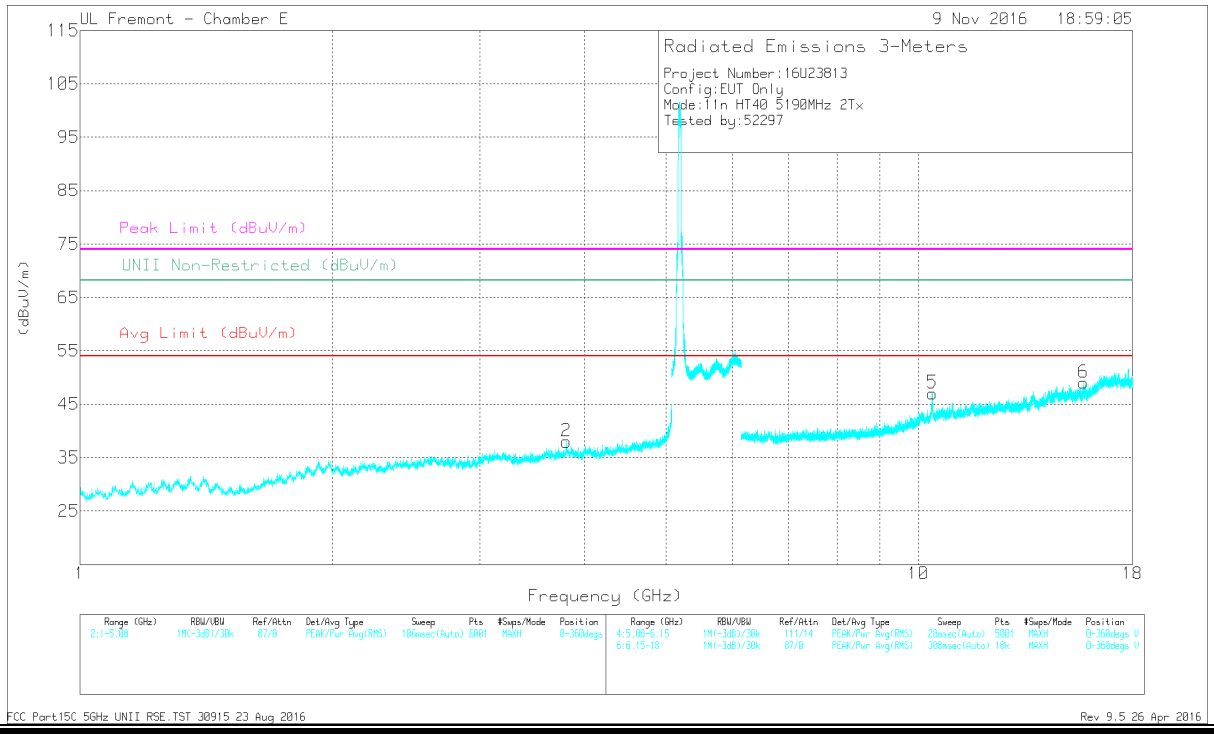

This report shall not be reproduced except in full, without the written approval of UL Verification Services Inc.

Marker	Frequency (GHz)	Meter Reading (dBuV)	Det	AF T711 (dB/m)	Amp/Cbl/ Fltr/Pad (dB)	DC Corr (dB)	Corrected Reading (dBuV/m)	Avg Limit (dBuV/m)	Margin (dB)	Peak Limit (dBuV/m)	PK Margin (dB)	UNII Non-Restricted (dBuV/m)	PK Margin (dB)	Azimuth (Degs)	Height (cm)	Polarity
1	* 2.735	41.91	PK-U	32.5	-32.3	0	42.11	-	-	74	-31.89	-	-	84	351	H
	* 2.745	30.71	ADR	32.5	-32.3	.1	31.01	54	-22.99	-	-	-	-	84	351	H
2	* 3.806	39.9	PK-U	33.1	-29.8	0	43.2	-	-	74	-30.8	-	-	352	380	V
	* 3.795	29.59	ADR	33.1	-30.4	.1	32.39	54	-21.61	-	-	-	-	352	380	V
3	10.38	42.51	PK-U	37.8	-23.3	0	57.01	-	-	-	-	68.2	-11.19	156	117	V
4	* 11.571	35.38	PK-U	38.4	-22	0	51.78	-	-	74	-22.22	-	-	171	217	H
	* 11.567	25.07	ADR	38.4	-21.9	.1	41.67	54	-12.33	-	-	-	-	171	217	H
5	10.385	36.29	PK-U	37.8	-23.1	0	50.99	-	-	-	-	68.2	-17.21	174	161	H
6	* 15.746	36.4	PK-U	40.5	-22.5	0	54.4	-	-	74	-19.6	-	-	63	176	V
	* 15.733	26.34	ADR	40.5	-21.7	.1	45.24	54	-8.76	-	-	-	-	63	176	V

* - indicates frequency in CFR47 Pt 15 / IC RSS-Restricted Band
PK-U - U-NII: Maximum Peak
ADR - U-NII AD primary method, RMS average

UL VERIFICATION SERVICES INC. FORM NO: CCSUP4701J
47173 BENICIA STREET, FREMONT, CA 94538, USA TEL: (510) 771-1000 FAX: (510) 661-0888
This report shall not be reproduced except in full, without the written approval of UL Verification Services Inc.

HIGH CHANNEL HORIZONTAL

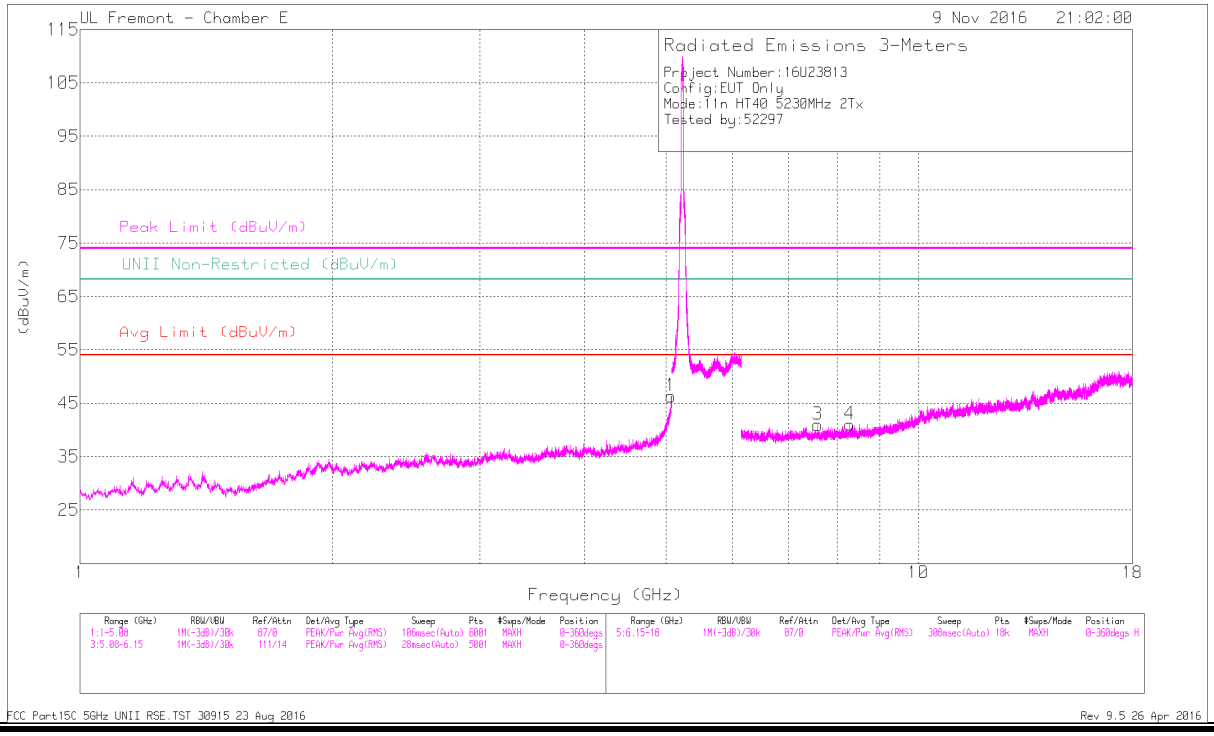

HIGH CHANNEL VERTICAL

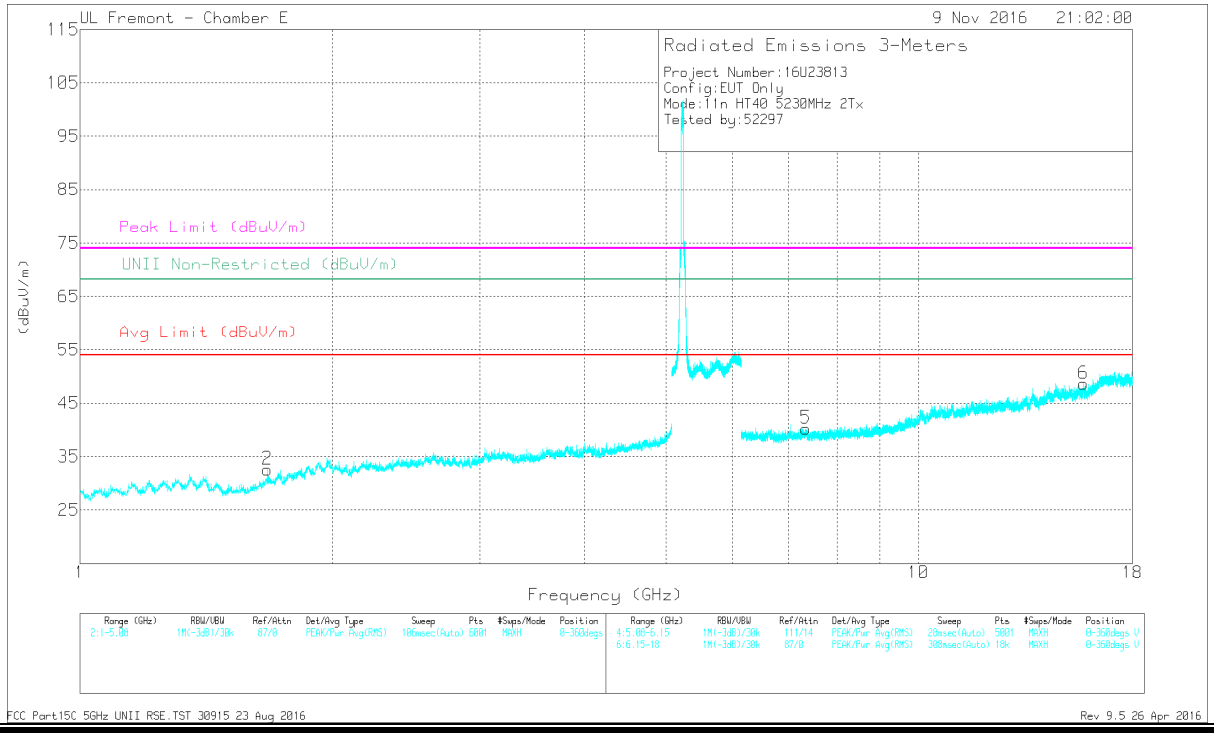

This report shall not be reproduced except in full, without the written approval of UL Verification Services Inc.

Marker	Frequency (GHz)	Meter Reading (dBuV)	Det	AF T711 (dB/m)	Amp/Cbl/Fltr/ Pad (dB)	DC Corr (dB)	Corrected Reading (dBuV/m)	Avg Limit (dBuV/m)	Margin (dB)	Peak Limit (dBuV/m)	PK Margin (dB)	UNII Non-Restricted (dBuV/m)	PK Margin (dB)	Azimuth (Degs)	Height (cm)	Polarity
1	* 5.034	45.65	PK-U	34	-28.4	0	51.25	-	-	74	-22.75	-	-	80	138	H
	* 5.047	35.26	ADR	34	-28.3	.1	41.06	54	-12.94	-	-	-	-	80	138	H
2	* 1.673	42.38	PK-U	28.8	-33.4	0	37.78	-	-	74	-36.22	-	-	145	207	V
	* 1.676	32.16	ADR	28.8	-33.4	.1	27.66	54	-26.34	-	-	-	-	145	207	V
3	* 7.586	36.92	PK-U	35.7	-26.3	0	46.32	-	-	74	-27.68	-	-	143	155	H
	* 7.589	26.45	ADR	35.7	-26.3	.1	35.95	54	-18.05	-	-	-	-	143	155	H
4	* 8.276	37.89	PK-U	35.7	-26.8	0	46.79	-	-	74	-27.21	-	-	210	132	H
	* 8.276	27.78	ADR	35.7	-26.8	.1	36.78	54	-17.22	-	-	-	-	210	132	H
5	* 7.343	37.45	PK-U	35.6	-26.7	0	46.35	-	-	74	-27.65	-	-	11	116	V
	* 7.345	27.25	ADR	35.6	-26.8	.1	36.15	54	-17.85	-	-	-	-	11	116	V
6	* 15.74	38	PK-U	40.5	-21.9	0	56.6	-	-	74	-17.4	-	-	62	332	V
	* 15.736	26.21	ADR	40.5	-21.8	.1	45.01	54	-8.99	-	-	-	-	62	332	V

* - indicates frequency in CFR47 Pt 15 / IC RSS-Restricted Band
PK-U - U-NII: Maximum Peak
ADR - U-NII AD primary method, RMS average

UL VERIFICATION SERVICES INC. FORM NO: CCSUP4701J
47173 BENICIA STREET, FREMONT, CA 94538, USA TEL: (510) 771-1000 FAX: (510) 661-0888
This report shall not be reproduced except in full, without the written approval of UL Verification Services Inc.

9.1.7. 11ac HT80 ANTENNA A SISO MODE IN THE 5.2GHz BAND

RESTRICTED BANDEDGE (LOW CHANNEL)

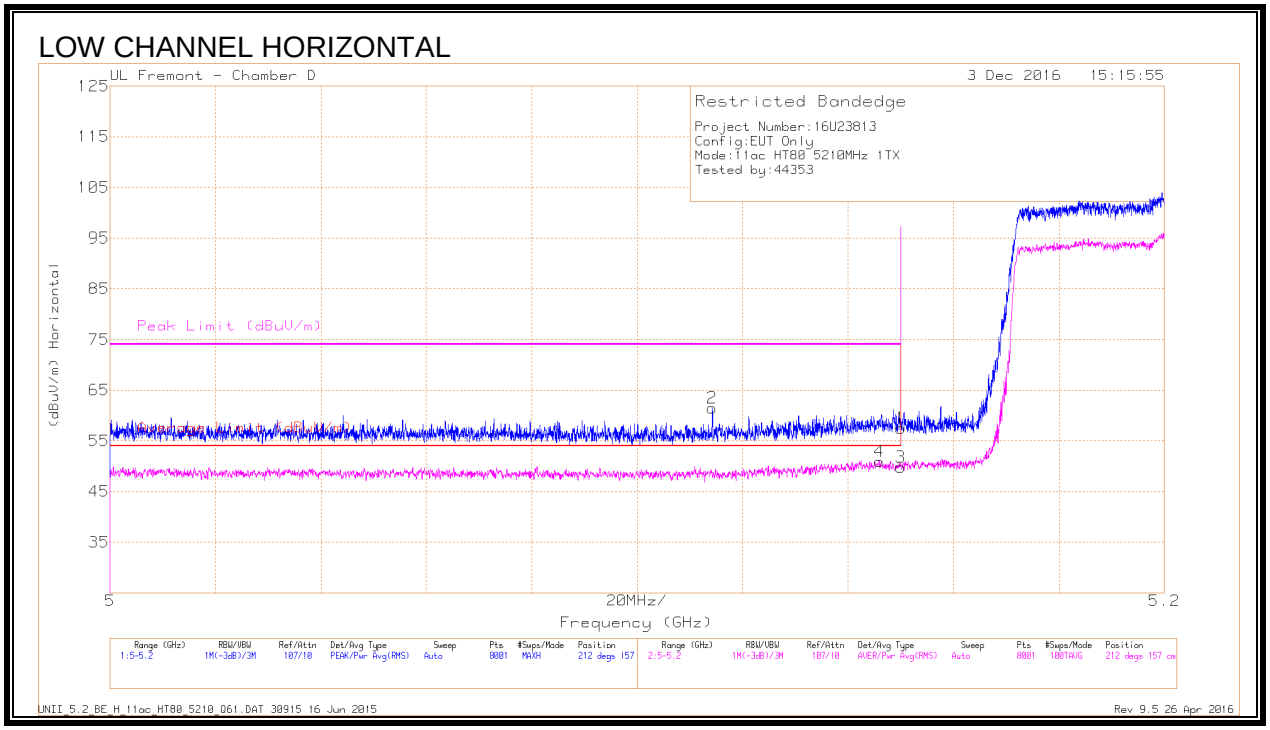

Marker	Frequency (GHz)	Meter Reading (dBuV)	Det	AF T712 (dB/m)	Amp/Cbl/Fltr/Pad (dB)	DC Corr (dB)	Corrected Reading (dBuV/m)	Average Limit (dBuV/m)	Margin (dB)	Peak Limit (dBuV/m)	PK Margin (dB)	Azimuth (Degs)	Height (cm)	Polarity
1	5.15	41.77	Pk	34.1	-18.4	0	57.47	-	-	74	-16.53	212	157	H
2	* 5.114	45.77	Pk	34.1	-18.4	0	61.47	-	-	74	-12.53	212	157	H
3	5.15	34.15	RMS	34.1	-18.4	.19	50.04	54	-3.96	-	-	212	157	H
4	* 5.146	35.21	RMS	34.1	-18.4	.19	51.1	54	-2.9	-	-	212	157	H

* - indicates frequency in CFR47 Pt 15 / IC RSS-Restricted Band
Pk - Peak detector
RMS - RMS detection

This report shall not be reproduced except in full, without the written approval of UL Verification Services Inc.

LOW CHANNEL VERTICAL

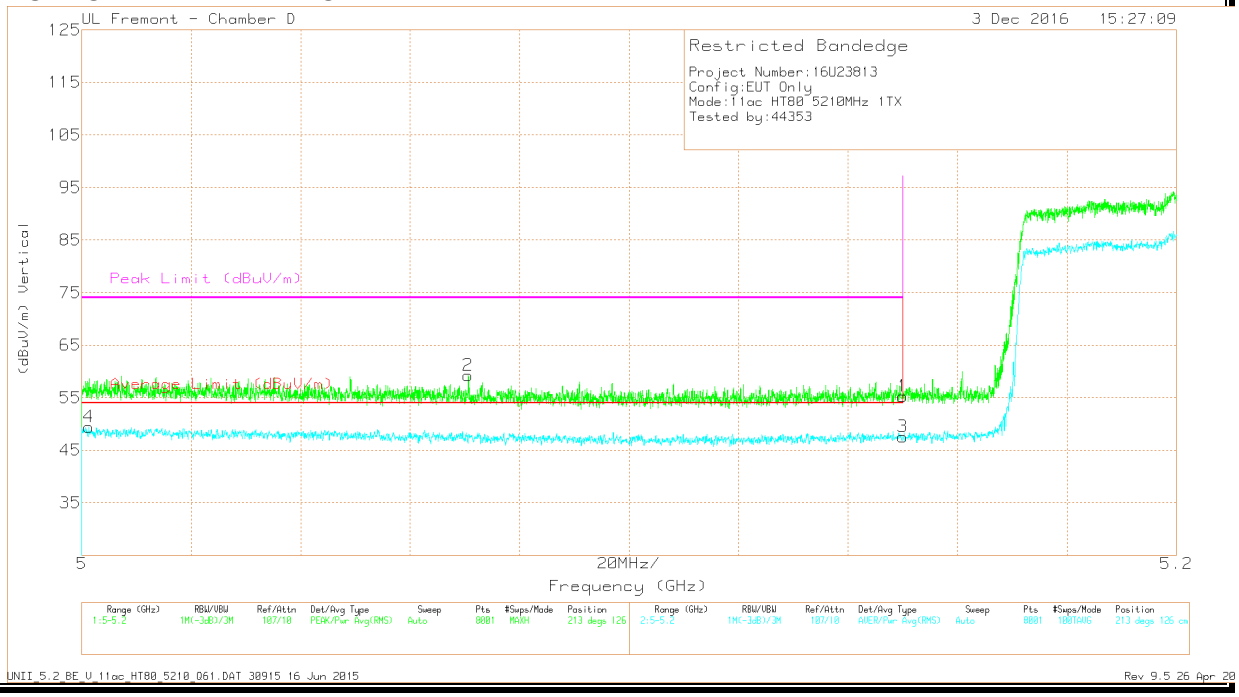

Marker	Frequency (GHz)	Meter Reading (dBuV)	Det	AF T712 (dB/m)	Amp/Cbl/Fltr/Pad (dB)	DC Corr (dB)	Corrected Reading (dBuV/m)	Average Limit (dBuV/m)	Margin (dB)	Peak Limit (dBuV/m)	PK Margin (dB)	Azimuth (Degs)	Height (cm)	Polarity
1	5.15	39.53	Pk	34.1	-18.4	0	55.23	-	-	74	-18.77	213	126	V
2	* 5.071	43.43	Pk	34	-18.2	0	59.23	-	-	74	-14.77	213	126	V
3	5.15	31.63	RMS	34.1	-18.4	.19	47.52	54	-6.48	-	-	213	126	V
4	* 5.001	33.39	RMS	34	-18.2	.19	49.38	54	-4.62	-	-	213	126	V

* - indicates frequency in CFR47 Pt 15 / IC RSS-Restricted Band
Pk - Peak detector
RMS - RMS detection

UL VERIFICATION SERVICES INC. FORM NO: CCSUP4701J
47173 BENICIA STREET, FREMONT, CA 94538, USA TEL: (510) 771-1000 FAX: (510) 661-0888
This report shall not be reproduced except in full, without the written approval of UL Verification Services Inc.

HARMONICS AND SPURIOUS EMISSIONS

LOW CHANNEL HORIZONTAL

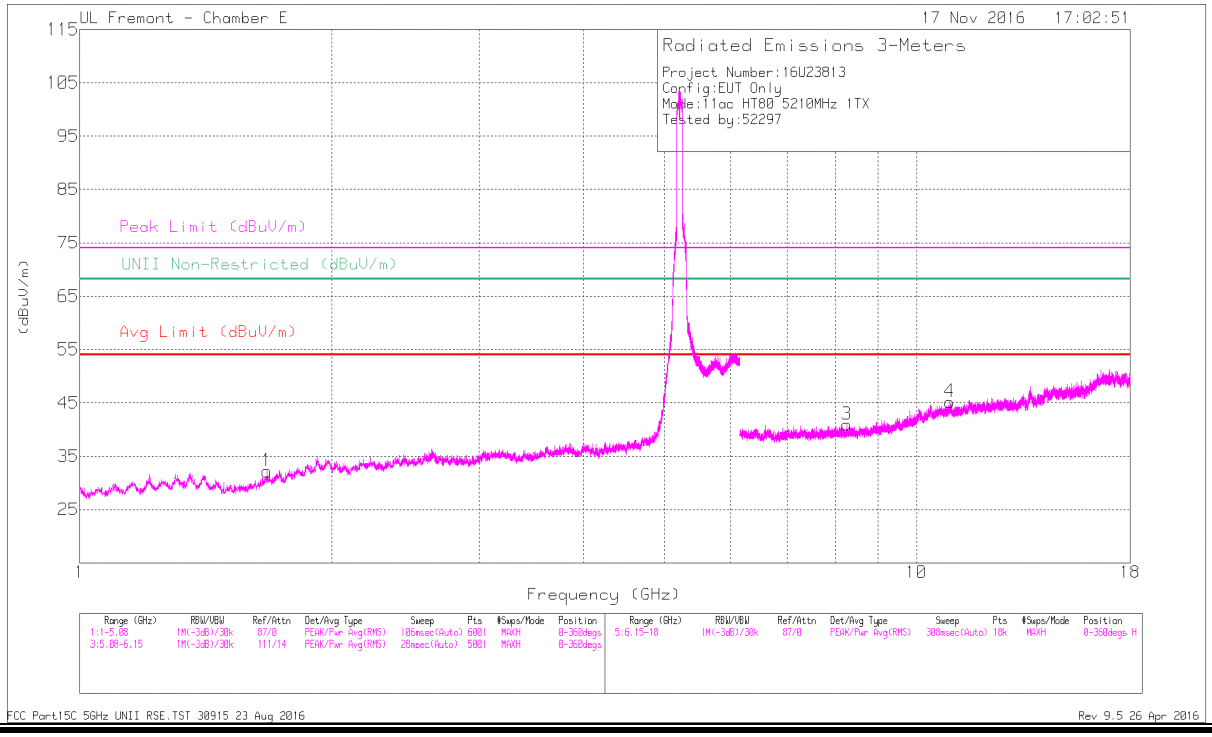

LOW CHANNEL VERTICAL

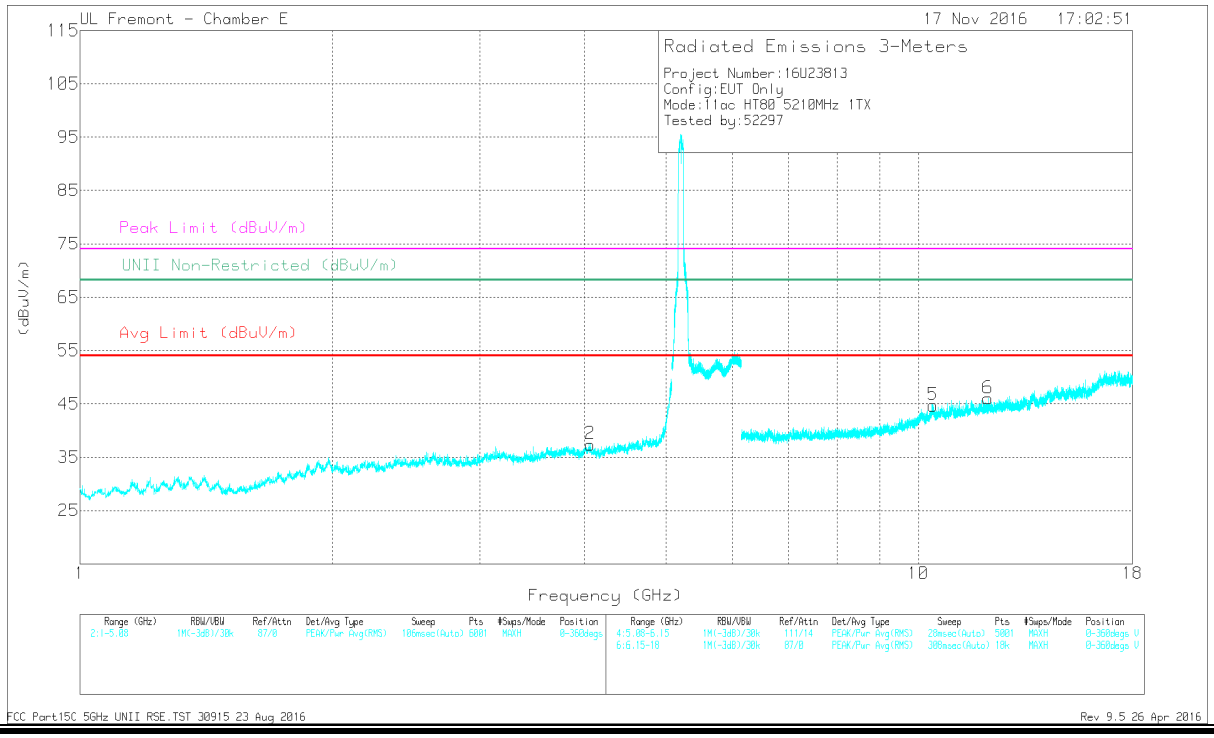

This report shall not be reproduced except in full, without the written approval of UL Verification Services Inc.

Marker	Frequency (GHz)	Meter Reading (dBuV)	Det	AF T711 (dB/m)	Amp/Cbl/Fltr/Pad (dB)	DC Corr (dB)	Corrected Reading (dBuV/m)	Avg Limit (dBuV/m)	Margin (dB)	Peak Limit (dBuV/m)	PK Margin (dB)	UNII Non-Restricted (dBuV/m)	PK Margin (dB)	Azimuth (Degs)	Height (cm)	Polarity
1	* 1.673	42.89	PK-U	28.8	-33.4	0	38.29	-	-	74	-35.71	-	-	317	171	H
	* 1.676	31.86	ADR	28.8	-33.4	.19	27.45	54	-26.55	-	-	-	-	317	171	H
2	* 4.061	39.86	PK-U	33.3	-29.8	0	43.36	-	-	74	-30.64	-	-	196	218	V
	* 4.061	29.16	ADR	33.3	-29.8	.19	32.85	54	-21.15	-	-	-	-	196	218	V
3	* 8.254	37.98	PK-U	35.7	-26.9	0	46.78	-	-	74	-27.22	-	-	335	168	H
	* 8.254	27.11	ADR	35.7	-26.9	.19	36.1	54	-17.9	-	-	-	-	335	168	H
4	* 10.968	35.59	PK-U	38	-22.4	0	51.19	-	-	74	-22.81	-	-	301	134	H
	* 10.968	24.96	ADR	38	-22.4	.19	40.75	54	-13.25	-	-	-	-	301	134	H
5	10.405	37.91	PK-U	37.8	-23.1	0	52.61	-	-	-	-	68.2	-15.59	320	111	V
6	* 12.105	37.53	PK-U	39	-24.5	0	52.03	-	-	74	-21.97	-	-	30	373	V
	* 12.103	26.25	ADR	39	-24.6	.19	40.84	54	-13.16	-	-	-	-	30	373	V

* - indicates frequency in CFR47 Pt 15 / IC RSS-Restricted Band
PK-U - U-NII: Maximum Peak
ADR - U-NII AD primary method, RMS average

This report shall not be reproduced except in full, without the written approval of UL Verification Services Inc.

9.1.8. 11ac HT80 ANTENNA B SISO MODE IN THE 5.2GHz BAND

RESTRICTED BANDEDGE (LOW CHANNEL)

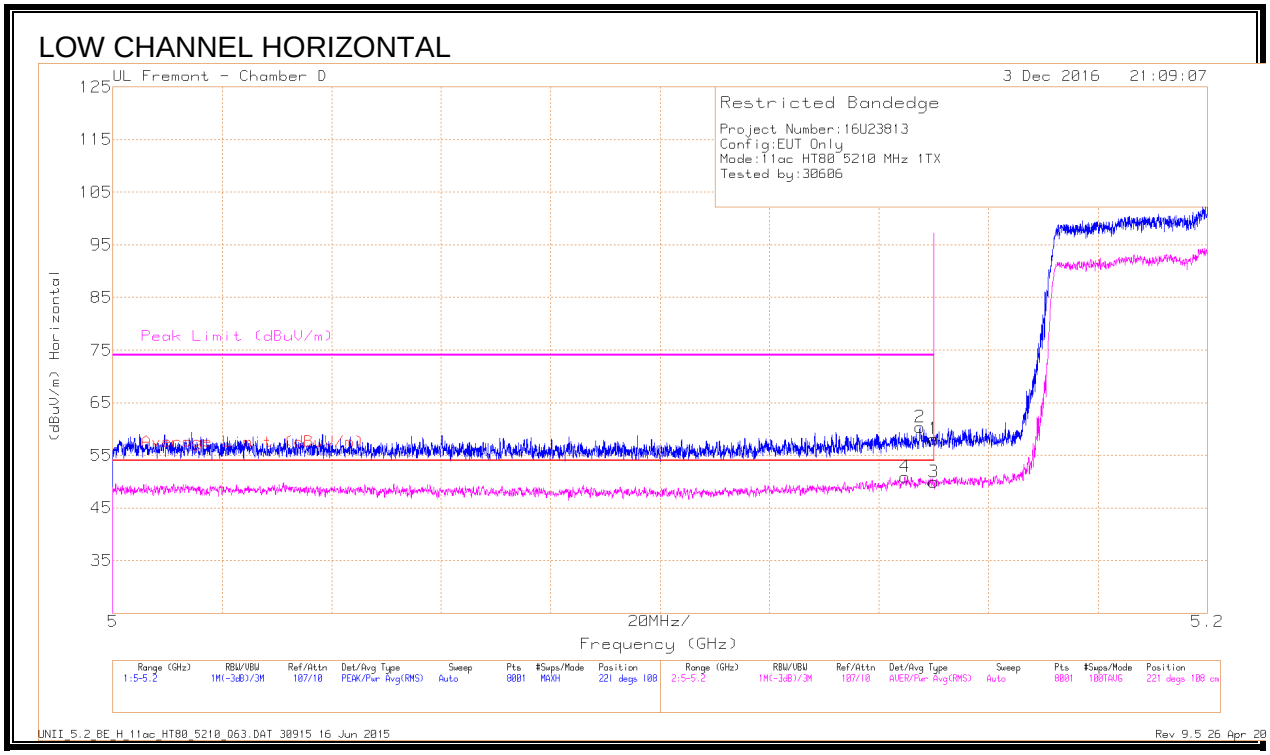

Marker	Frequency (GHz)	Meter Reading (dBuV)	Det	AF T712 (dB/m)	Amp/Cbl/Fltr/Pad (dB)	DC Corr (dB)	Corrected Reading (dBuV/m)	Average Limit (dBuV/m)	Margin (dB)	Peak Limit (dBuV/m)	PK Margin (dB)	Azimuth (Degs)	Height (cm)	Polarity
1	5.15	42.37	Pk	34.1	-18.4	0	58.07	-	-	74	-15.93	221	108	H
2	* 5.147	44.6	Pk	34.1	-18.4	0	60.3	-	-	74	-13.7	221	108	H
3	5.15	34.08	RMS	34.1	-18.4	.19	49.97	54	-4.03	-	-	221	108	H
4	* 5.145	34.99	RMS	34.1	-18.4	.19	50.88	54	-3.12	-	-	221	108	H

* - indicates frequency in CFR47 Pt 15 / IC RSS-Restricted Band
Pk - Peak detector
RMS - RMS detection

This report shall not be reproduced except in full, without the written approval of UL Verification Services Inc.

LOW CHANNEL VERTICAL

Marker	Frequency (GHz)	Meter Reading (dBuV)	Det	AF T712 (dB/m)	Amp/Cbl/Fltr/Pad (dB)	DC Corr (dB)	Corrected Reading (dBuV/m)	Average Limit (dBuV/m)	Margin (dB)	Peak Limit (dBuV/m)	PK Margin (dB)	Azimuth (Degs)	Height (cm)	Polarity
1	5.15	39.87	Pk	34.1	-18.4	0	55.57	-	-	74	-18.43	11	247	V
2	* 5.057	43.06	Pk	34	-18.1	0	58.96	-	-	74	-15.04	11	247	V
3	5.15	30.18	RMS	34.1	-18.4	.19	46.07	54	-7.93	-	-	11	247	V
4	* 5.003	33.53	RMS	34	-18.2	.19	49.52	54	-4.48	-	-	11	247	V

* - indicates frequency in CFR47 Pt 15 / IC RSS-Restricted Band
Pk - Peak detector
RMS - RMS detection

This report shall not be reproduced except in full, without the written approval of UL Verification Services Inc.

HARMONICS AND SPURIOUS EMISSIONS

LOW CHANNEL HORIZONTAL

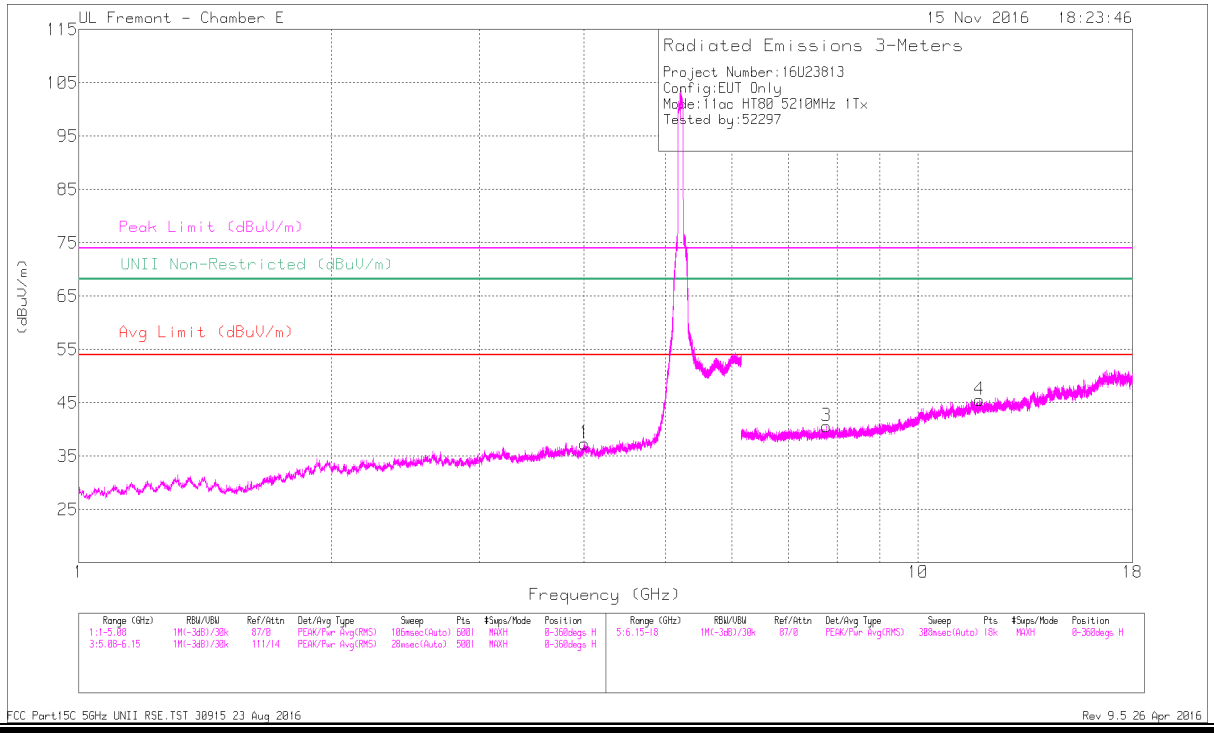

LOW CHANNEL VERTICAL

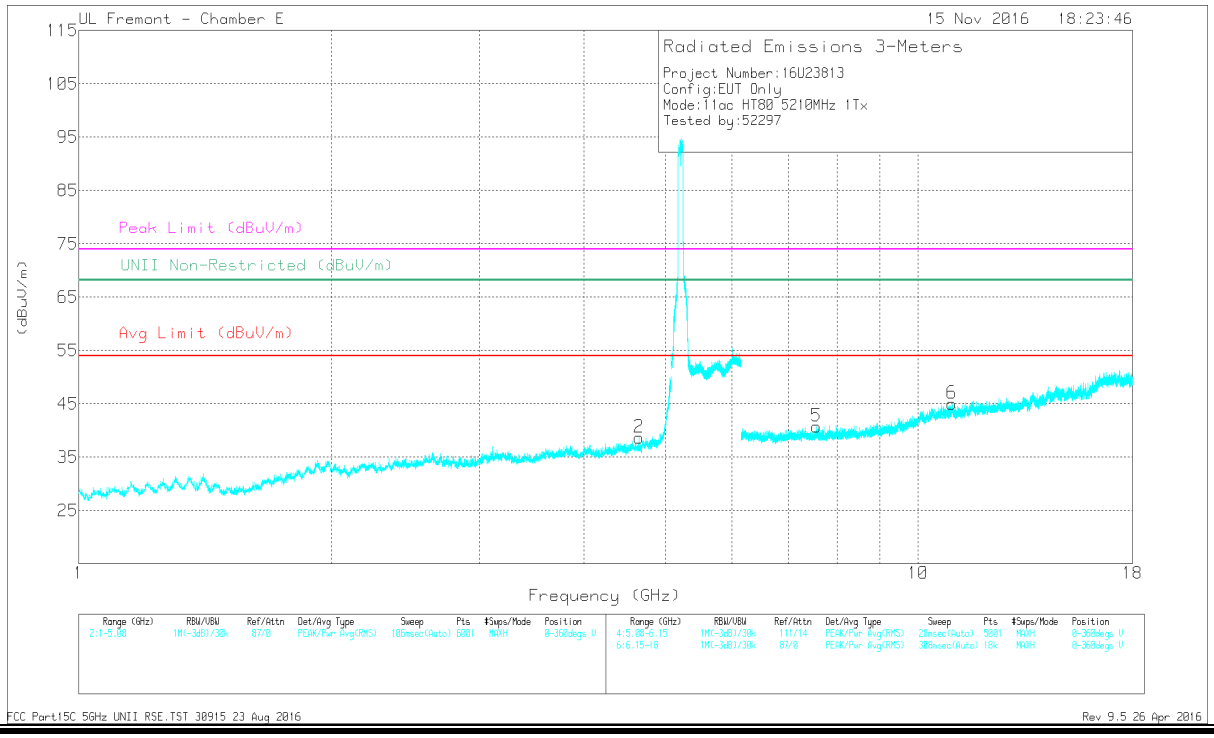

This report shall not be reproduced except in full, without the written approval of UL Verification Services Inc.

Marker	Frequency (GHz)	Meter Reading (dBuV)	Det	AF T711 (dB/m)	Amp/Cbl/Fltr/Pad (dB)	DC Corr (dB)	Corrected Reading (dBuV/m)	Avg Limit (dBuV/m)	Margin (dB)	Peak Limit (dBuV/m)	PK Margin (dB)	UNII Non-Restricted (dBuV/m)	PK Margin (dB)	Azimuth (Degs)	Height (cm)	Polarity
1	* 4.005	39.64	PK-U	33.1	-29.5	0	43.24	-	-	74	-30.76	-	-	213	354	H
	* 4.003	29.14	ADR	33.1	-29.6	.19	32.83	54	-21.17	-	-	-	-	213	354	H
2	* 4.651	40.54	PK-U	33.9	-30.1	0	44.34	-	-	74	-29.66	-	-	208	142	V
	* 4.652	29.58	ADR	33.9	-30.1	.19	33.57	54	-20.43	-	-	-	-	208	142	V
3	7.775	38.55	PK-U	35.7	-27.5	0	46.75	-	-	-	-	68.2	-21.45	286	266	H
4	* 11.822	36.46	PK-U	38.7	-24.1	0	51.06	-	-	74	-22.94	-	-	139	253	H
	* 11.823	25.9	ADR	38.7	-24.1	.19	40.69	54	-13.31	-	-	-	-	139	253	H
5	* 7.571	37.93	PK-U	35.6	-26.6	0	46.93	-	-	74	-27.07	-	-	80	195	V
	* 7.568	26.36	ADR	35.6	-26.6	.19	35.55	54	-18.45	-	-	-	-	80	195	V
6	* 10.973	35.2	PK-U	38	-22.1	0	51.1	-	-	74	-22.9	-	-	234	196	V
	* 10.972	24.7	ADR	38	-22.2	.19	40.69	54	-13.31	-	-	-	-	234	196	V

* - indicates frequency in CFR47 Pt 15 / IC RSS-Restricted Band
PK-U - U-NII: Maximum Peak
ADR - U-NII AD primary method, RMS average

This report shall not be reproduced except in full, without the written approval of UL Verification Services Inc.

9.1.9. 11ac HT80 2TX CDD MIMO MODE IN THE 5.2GHz BAND

RESTRICTED BANDEDGE (LOW CHANNEL)

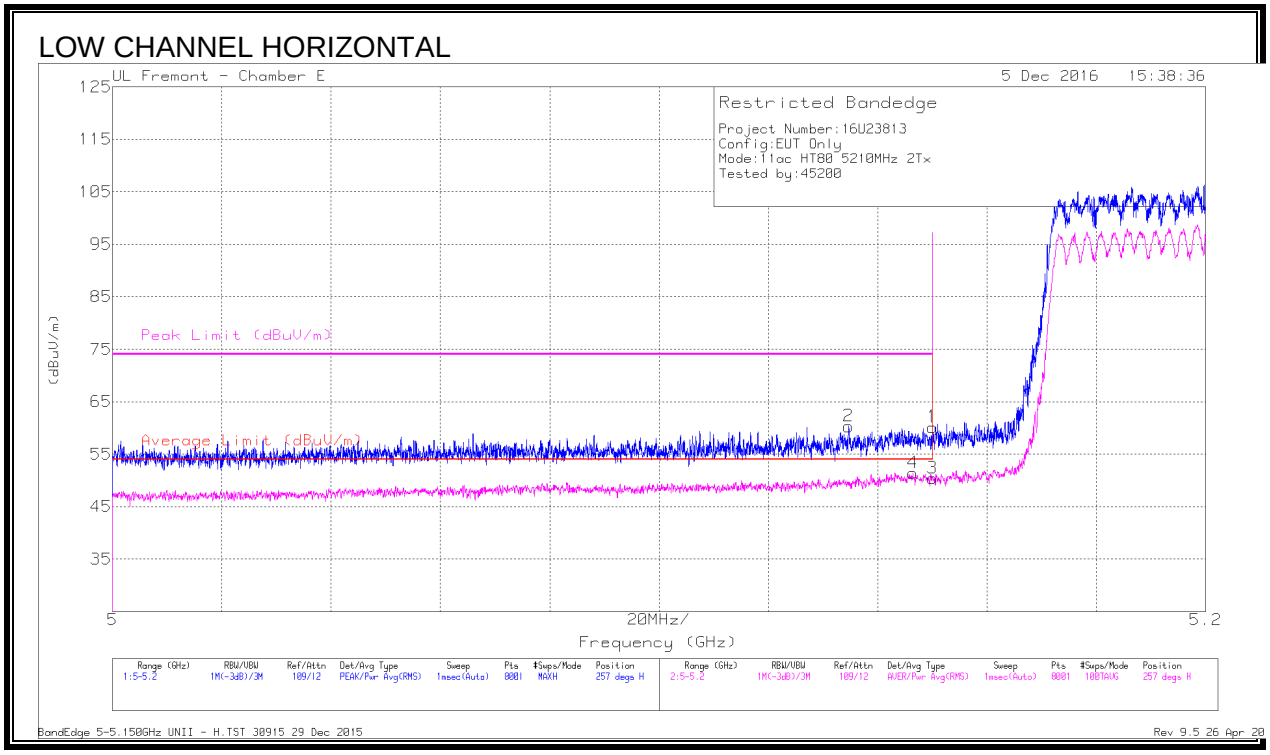

Marker	Frequency (GHz)	Meter Reading (dBuV)	Det	AF T712 (dB/m)	Amp/Cbl/Fltr/ Pad (dB)	DC Corr (dB)	Corrected Reading (dBuV/m)	Average Limit (dBuV/m)	Margin (dB)	Peak Limit (dBuV/m)	PK Margin (dB)	Azimuth (Degs)	Height (cm)	Polarity
1	5.15	44.86	Pk	34.1	-18.8	0	60.16	-	-	74	-13.84	257	139	H
2	* 5.135	44.89	Pk	34.1	-18.7	0	60.29	-	-	74	-13.71	257	139	H
3	5.15	34.95	RMS	34.1	-18.8	.2	50.45	54	-3.55	-	-	257	139	H
4	* 5.146	35.89	RMS	34.1	-18.8	.2	51.39	54	-2.61	-	-	257	139	H

* - indicates frequency in CFR47 Pt 15 / IC RSS-Restricted Band

Pk - Peak detector

RMS - RMS detection

UL VERIFICATION SERVICES INC. FORM NO: CCSUP4701J
47173 BENICIA STREET, FREMONT, CA 94538, USA TEL: (510) 771-1000 FAX: (510) 661-0888
This report shall not be reproduced except in full, without the written approval of UL Verification Services Inc.

LOW CHANNEL VERTICAL

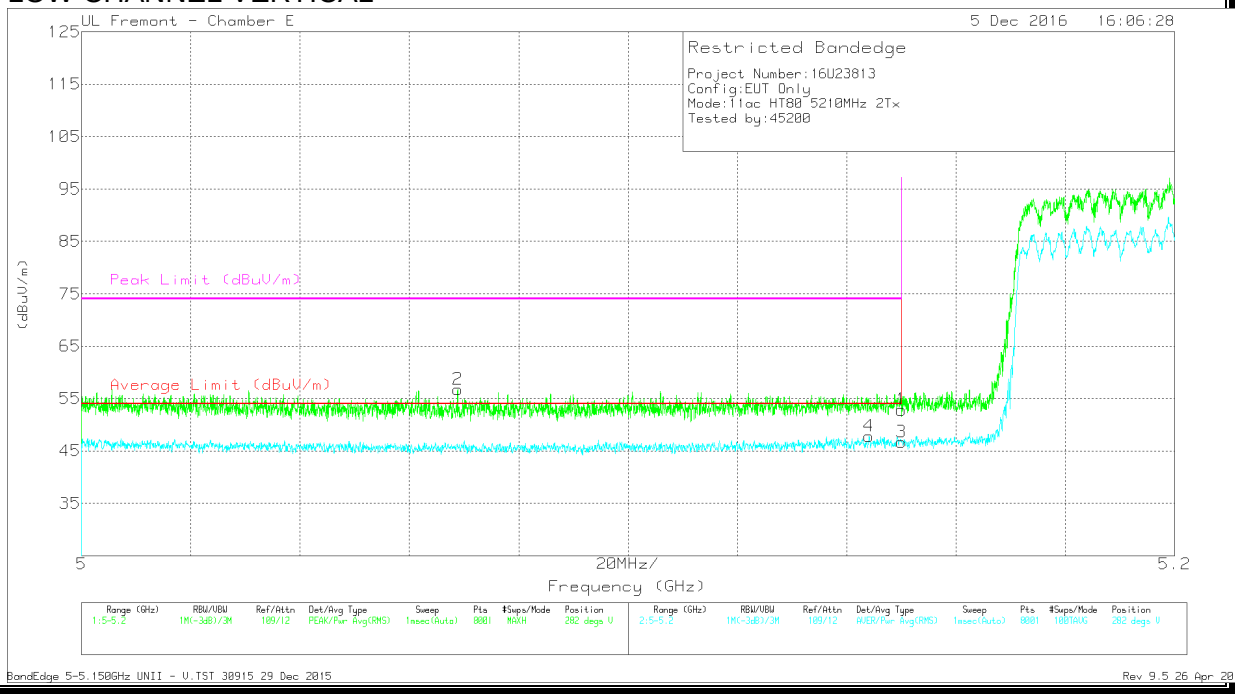

Marker	Frequency (GHz)	Meter Reading (dBuV)	Det	AF T712 (dB/m)	Amp/Cbl/Fltr/ Pad (dB)	DC Corr (dB)	Corrected Reading (dBuV/m)	Average Limit (dBuV/m)	Margin (dB)	Peak Limit (dBuV/m)	PK Margin (dB)	Azimuth (Degs)	Height (cm)	Polarity
1	5.15	37.54	Pk	34.1	-18.8	0	52.84	-	-	74	-21.16	282	104	V
2	* 5.069	41.3	Pk	34	-18.5	0	56.8	-	-	74	-17.2	282	104	V
3	5.15	31.24	RMS	34.1	-18.8	.2	46.74	54	-7.26	-	-	282	104	V
4	* 5.144	32.35	RMS	34.1	-18.8	.2	47.85	54	-6.15	-	-	282	104	V

* - indicates frequency in CFR47 Pt 15 / IC RSS-Restricted Band

Pk - Peak detector

RMS - RMS detection

This report shall not be reproduced except in full, without the written approval of UL Verification Services Inc.

HARMONICS AND SPURIOUS EMISSIONS

LOW CHANNEL HORIZONTAL

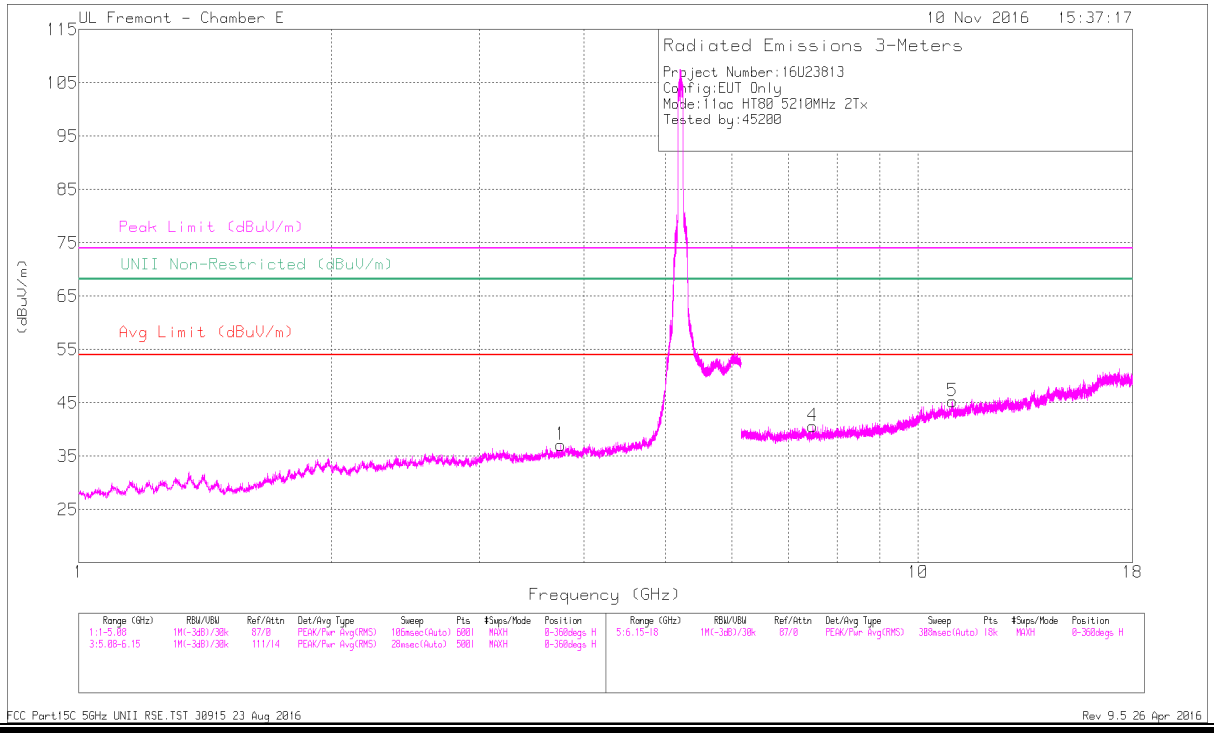

LOW CHANNEL VERTICAL

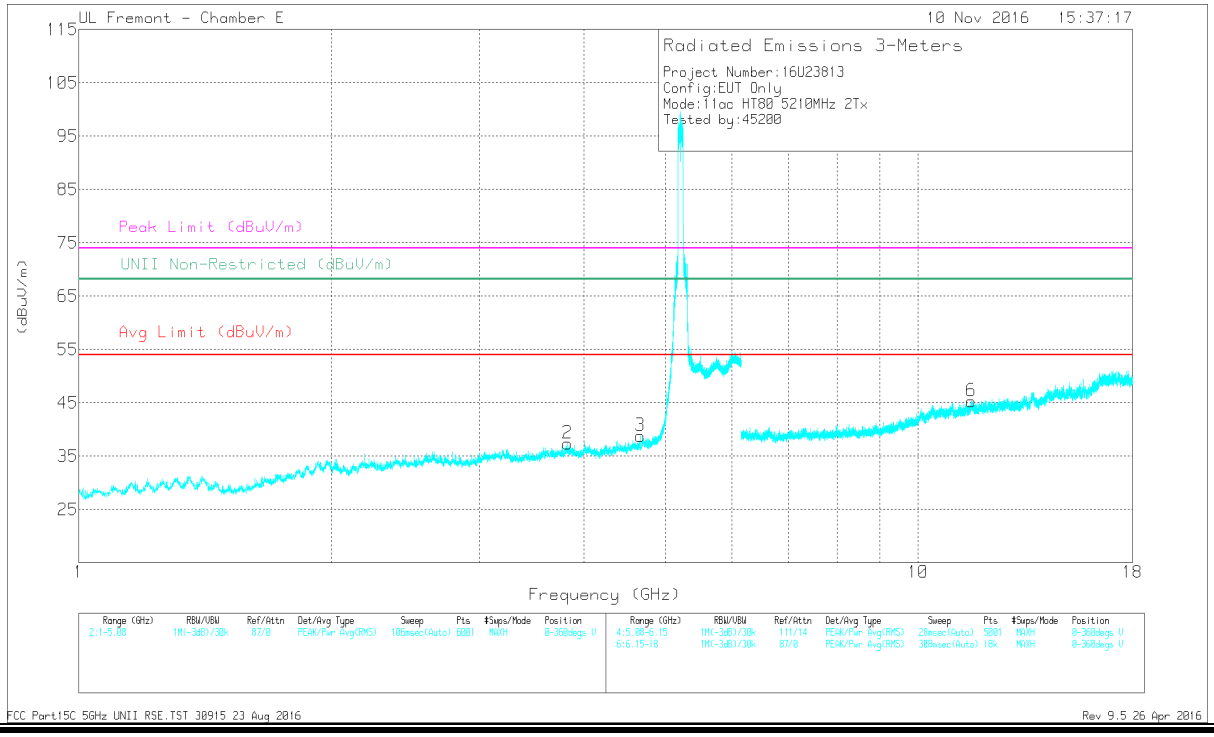

This report shall not be reproduced except in full, without the written approval of UL Verification Services Inc.

Marker	Frequency (GHz)	Meter Reading (dBuV)	Det	AF T711 (dB/m)	Amp/Cbl/Fltr/Pad (dB)	DC Corr (dB)	Corrected Reading (dBuV/m)	Avg Limit (dBuV/m)	Margin (dB)	Peak Limit (dBuV/m)	PK Margin (dB)	UNII Non-Restricted (dBuV/m)	PK Margin (dB)	Azimuth (Degs)	Height (cm)	Polarity
1	* 3.749	40.7	PK-U	33.1	-31.2	0	42.6	-	-	74	-31.4	-	-	240	347	H
	* 3.75	29.85	ADR	33.1	-31.2	.2	31.95	54	-22.05	-	-	-	-	240	347	H
2	* 3.82	39.72	PK-U	33.1	-29.6	0	43.22	-	-	74	-30.78	-	-	139	354	V
	* 3.823	28.92	ADR	33.1	-29.6	.2	32.62	54	-21.38	-	-	-	-	139	354	V
3	* 4.669	39.77	PK-U	33.9	-29.9	0	43.77	-	-	74	-30.23	-	-	0	369	V
	* 4.665	29.45	ADR	33.9	-30	.2	33.55	54	-20.45	-	-	-	-	0	369	V
4	* 7.486	38.68	PK-U	35.5	-27.3	0	46.88	-	-	74	-27.12	-	-	334	340	H
	* 7.487	27.32	ADR	35.5	-27.4	.2	35.62	54	-18.38	-	-	-	-	334	340	H
5	* 10.982	35.24	PK-U	38	-22.1	0	51.14	-	-	74	-22.86	-	-	8	153	H
	* 10.979	24.54	ADR	38	-22	.2	40.74	54	-13.26	-	-	-	-	8	153	H
6	* 11.573	35.37	PK-U	38.4	-21.9	0	51.87	-	-	74	-22.13	-	-	45	388	V
	* 11.572	24.72	ADR	38.4	-22	.2	41.32	54	-12.68	-	-	-	-	45	388	V

* - indicates frequency in CFR47 Pt 15 / IC RSS-Restricted Band
PK-U - U-NII: Maximum Peak
ADR - U-NII AD primary method, RMS average

UL VERIFICATION SERVICES INC. FORM NO: CCSUP4701J
47173 BENICIA STREET, FREMONT, CA 94538, USA TEL: (510) 771-1000 FAX: (510) 661-0888
This report shall not be reproduced except in full, without the written approval of UL Verification Services Inc.

9.1.10. 11n HT20 ANTENNA A SISO MODE IN THE 5.3GHz BAND

AUTHORIZED BANDEDGE (HIGH CHANNEL)

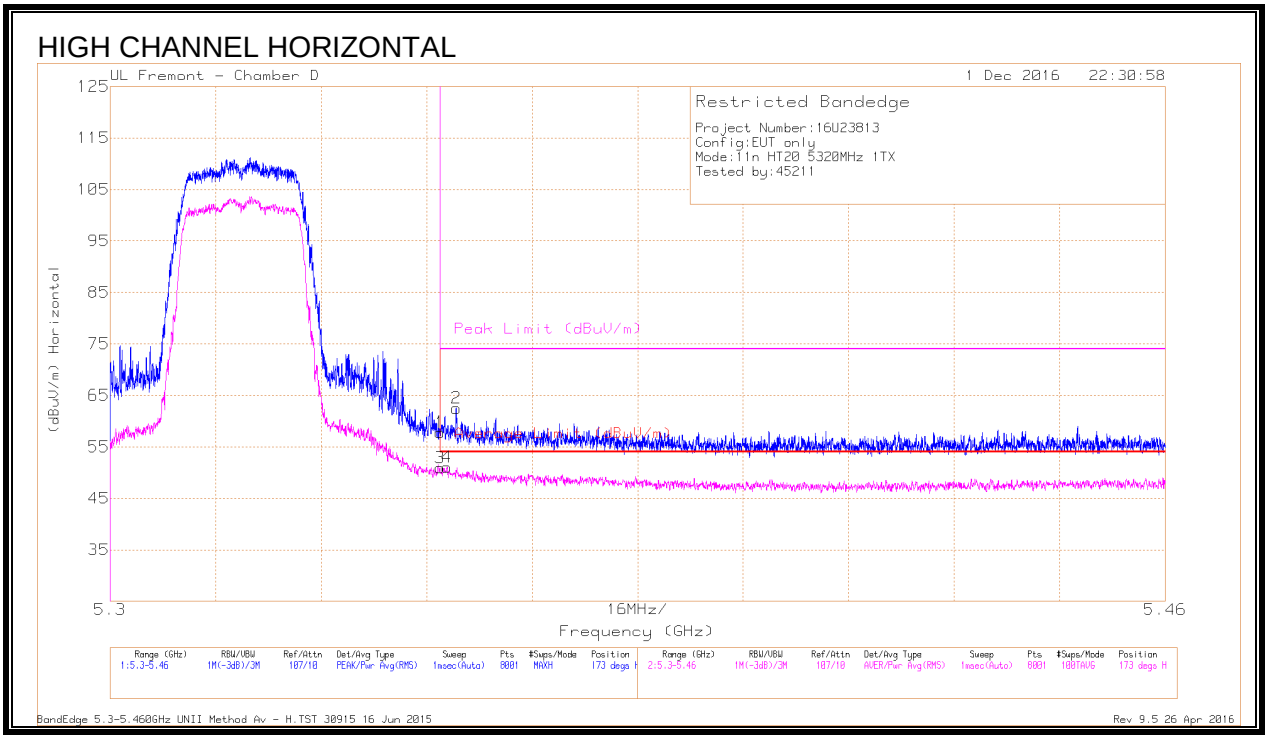

Marker	Frequency (GHz)	Meter Reading (dBuV)	Det	AF T712 (dB/m)	Amp/Cbl/Fltr/Pad (dB)	Corrected Reading (dBuV/m)	Average Limit (dBuV/m)	Margin (dB)	Peak Limit (dBuV/m)	PK Margin (dB)	Azimuth (Degs)	Height (cm)	Polarity
1	* 5.35	41.9	Pk	34.3	-18.4	57.8	-	-	74	-16.2	173	143	H
2	* 5.352	46.6	Pk	34.3	-18.4	62.5	-	-	74	-11.5	173	143	H
3	* 5.35	35.05	RMS	34.3	-18.4	50.95	54	-3.05	-	-	173	143	H
4	* 5.351	35.14	RMS	34.3	-18.4	51.04	54	-2.96	-	-	173	143	H

* - indicates frequency in CFR47 Pt 15 / IC RSS-Restricted Band
Pk - Peak detector
RMS - RMS detection

This report shall not be reproduced except in full, without the written approval of UL Verification Services Inc.

HIGH CHANNEL VERTICAL

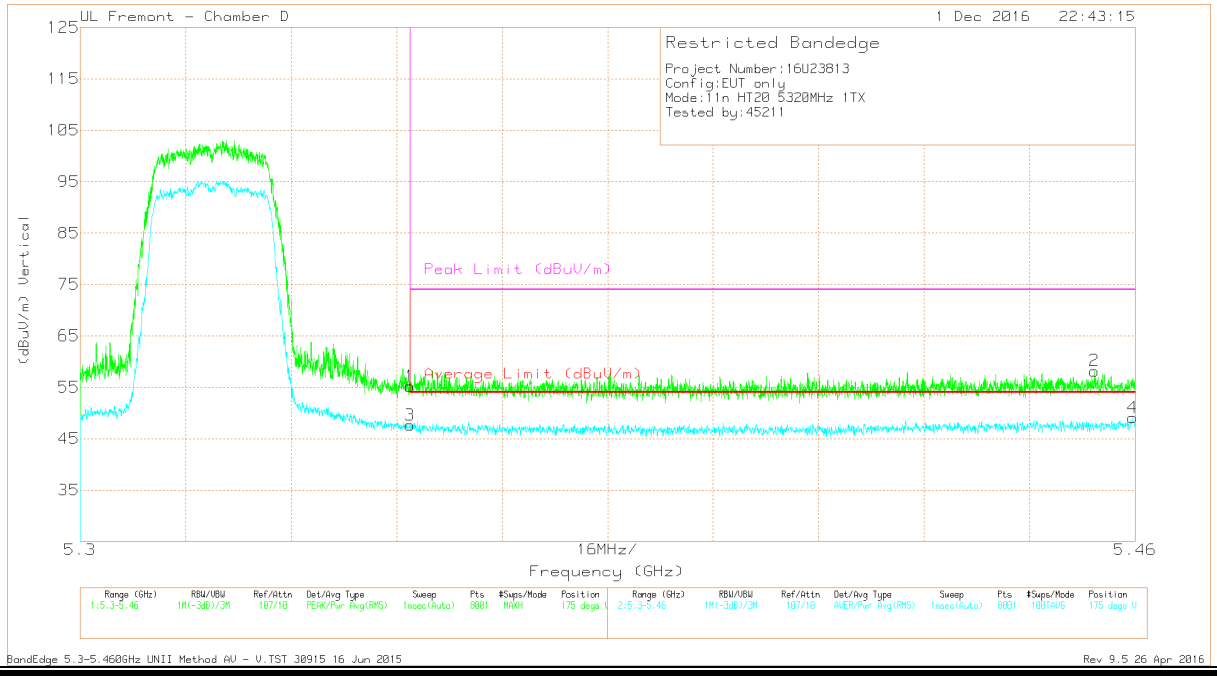

Marker	Frequency (GHz)	Meter Reading (dBuV)	Det	AF T712 (dB/m)	Amp/Cbl/Fltr/Pad (dB)	Corrected Reading (dBuV/m)	Average Limit (dBuV/m)	Margin (dB)	Peak Limit (dBuV/m)	PK Margin (dB)	Azimuth (Degs)	Height (cm)	Polarity
1	* 5.35	39.32	Pk	34.3	-18.4	55.22	-	-	74	-18.78	175	200	V
2	* 5.454	41.8	Pk	34.4	-18	58.2	-	-	74	-15.8	175	200	V
3	* 5.35	31.71	RMS	34.3	-18.4	47.61	54	-6.39	-	-	175	200	V
4	* 5.46	32.68	RMS	34.4	-18	49.08	54	-4.92	-	-	175	200	V

* - indicates frequency in CFR47 Pt 15 / IC RSS-Restricted Band
Pk - Peak detector
RMS - RMS detection

This report shall not be reproduced except in full, without the written approval of UL Verification Services Inc.

HARMONICS AND SPURIOUS EMISSIONS

LOW CHANNEL HORIZONTAL

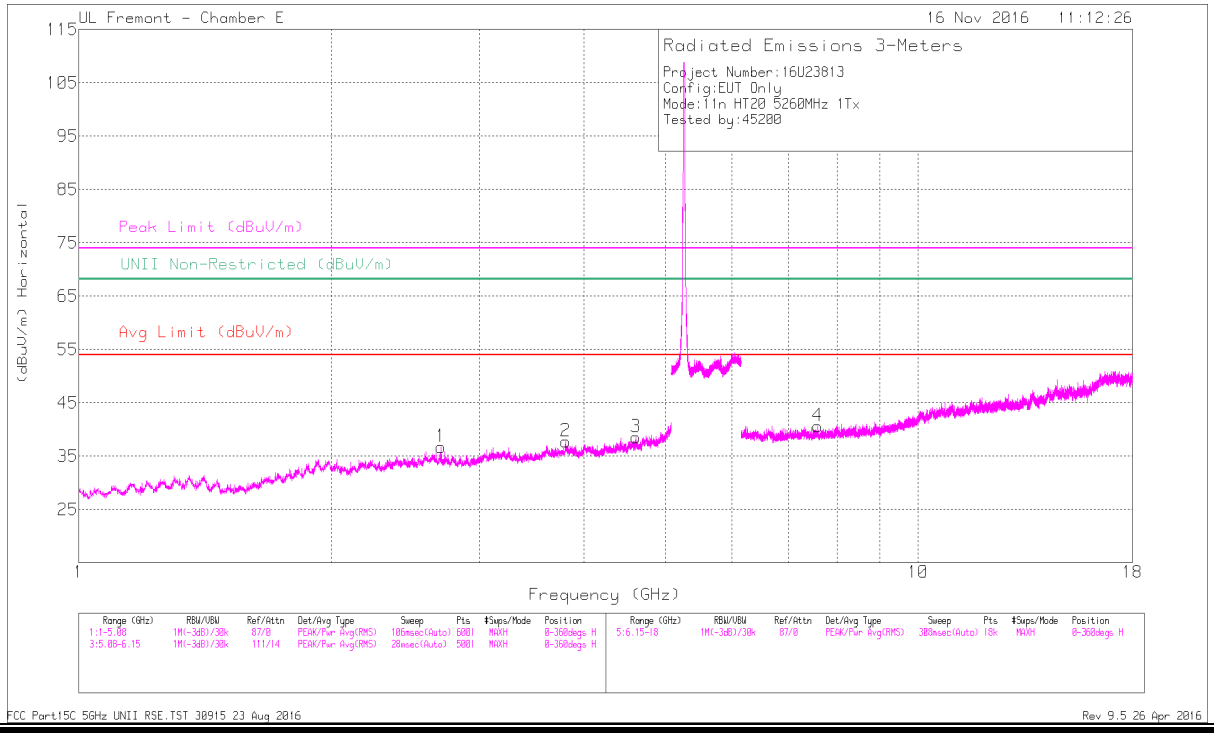

LOW CHANNEL VERTICAL

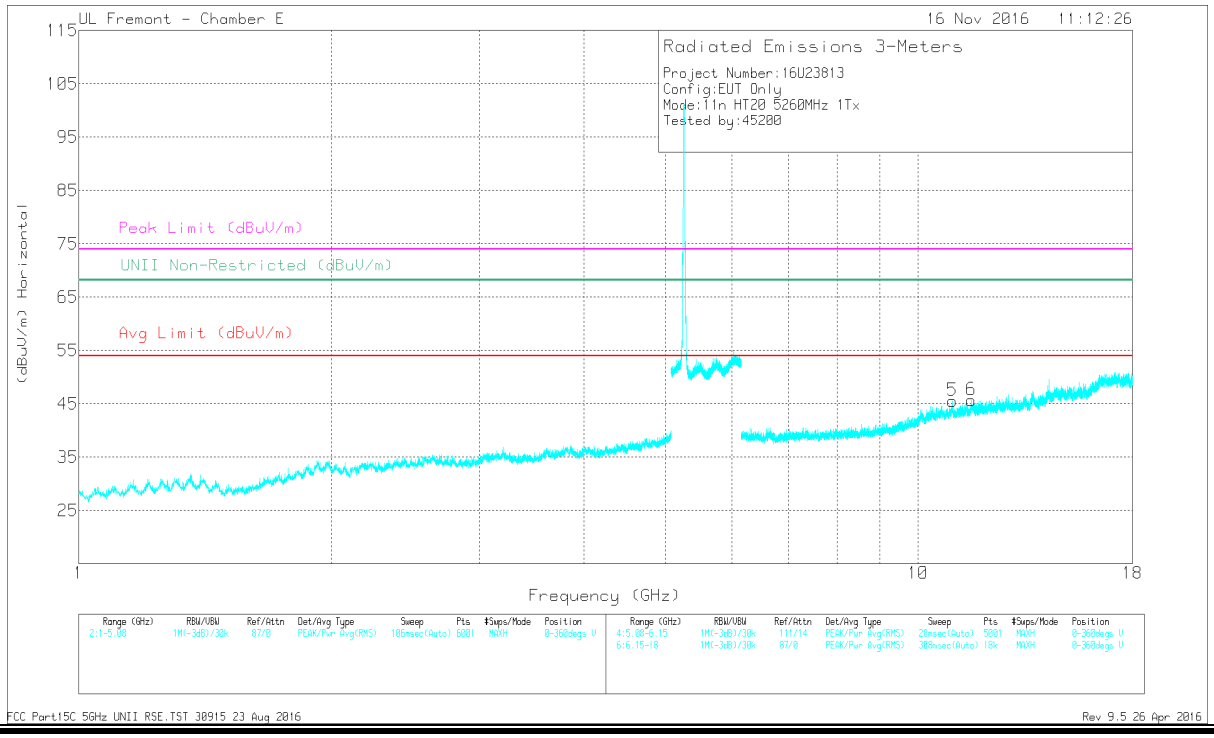

This report shall not be reproduced except in full, without the written approval of UL Verification Services Inc.

Marker	Frequency (GHz)	Meter Reading (dBuV)	Det	AF T711 (dB/m)	Amp/Cbl/Fltr/ Pad (dB)	Corrected Reading (dBuV/m)	Avg Limit (dBuV/m)	Margin (dB)	Peak Limit (dBuV/m)	PK Margin (dB)	UNII Non-Restricted (dBuV/m)	PK Margin (dB)	Azimuth (Degs)	Height (cm)	Polarity
1	* 2.704	42.59	PK-U	32.6	-32.4	42.79	-	-	74	-31.21	-	-	30	181	H
	* 2.703	30.92	ADR	32.6	-32.4	31.12	54	-22.88	-	-	-	-	30	181	H
2	* 3.804	40.24	PK-U	33.1	-29.9	43.44	-	-	74	-30.56	-	-	143	149	H
	* 3.8	29.41	ADR	33.1	-29.8	32.71	54	-21.29	-	-	-	-	143	149	H
3	* 4.609	40.6	PK-U	33.9	-29.4	45.1	-	-	74	-28.9	-	-	89	322	H
	* 4.609	29.5	ADR	33.9	-29.4	34	54	-20	-	-	-	-	89	322	H
4	* 7.593	37.31	PK-U	35.7	-26.3	46.71	-	-	74	-27.29	-	-	351	356	H
	* 7.592	26.62	ADR	35.7	-26.3	36.02	54	-17.98	-	-	-	-	351	356	H
5	* 10.994	35.33	PK-U	38	-22.3	51.03	-	-	74	-22.97	-	-	150	228	V
	* 10.991	24.77	ADR	38	-22.2	40.57	54	-13.43	-	-	-	-	150	228	V
6	* 11.566	35.43	PK-U	38.4	-21.9	51.93	-	-	74	-22.07	-	-	95	353	V
	* 11.566	24.78	ADR	38.4	-21.9	41.28	54	-12.72	-	-	-	-	95	353	V

* - indicates frequency in CFR47 Pt 15 / IC RSS-Restricted Band
PK-U - U-NII: Maximum Peak
ADR - U-NII AD primary method, RMS average

UL VERIFICATION SERVICES INC. FORM NO: CCSUP4701J
47173 BENICIA STREET, FREMONT, CA 94538, USA TEL: (510) 771-1000 FAX: (510) 661-0888
This report shall not be reproduced except in full, without the written approval of UL Verification Services Inc.

MID CHANNEL HORIZONTAL

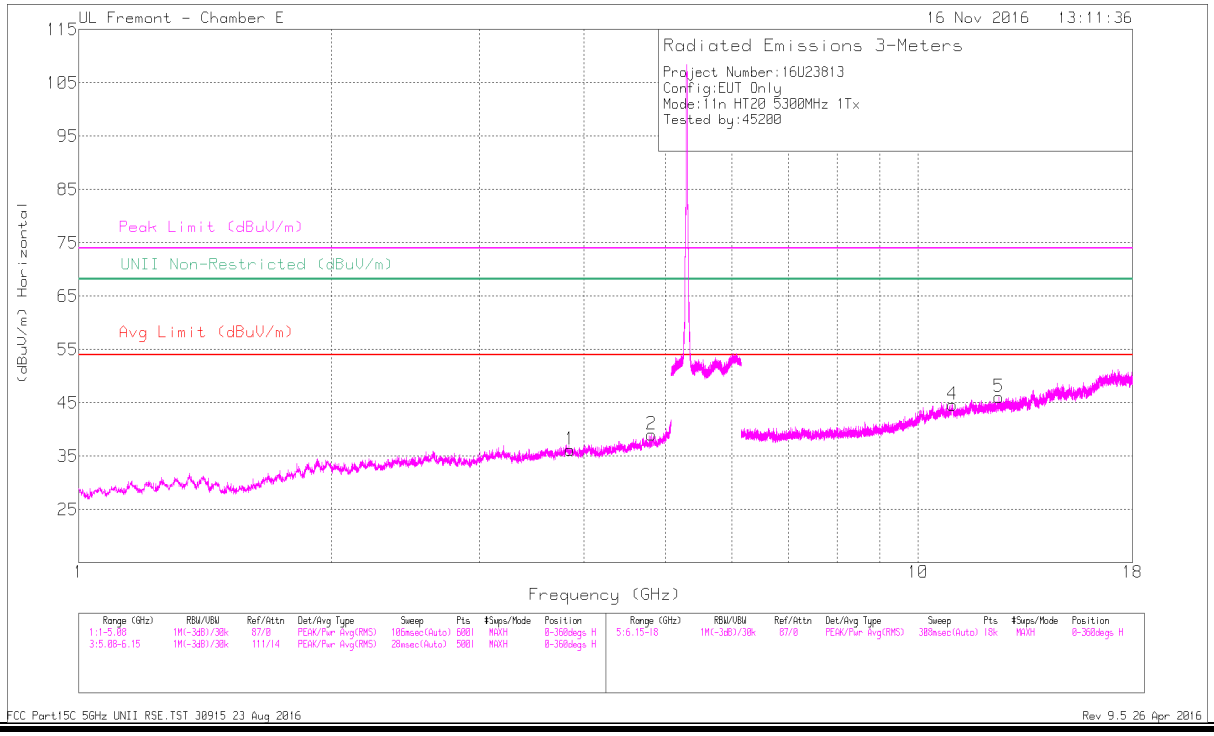

MID CHANNEL VERTICAL

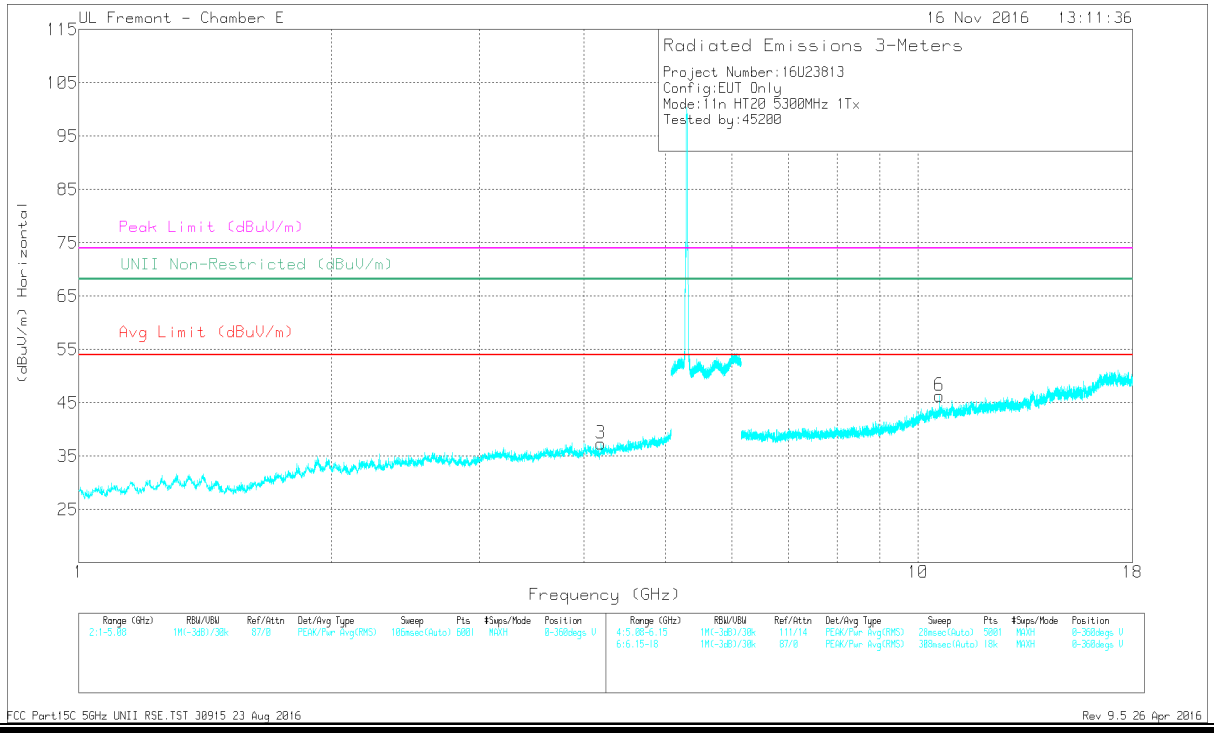

UL VERIFICATION SERVICES INC. FORM NO: CCSUP4701J
47173 BENICIA STREET, FREMONT, CA 94538, USA TEL: (510) 771-1000 FAX: (510) 661-0888
This report shall not be reproduced except in full, without the written approval of UL Verification Services Inc.

Marker	Frequency (GHz)	Meter Reading (dBuV)	Det	AF T711 (dB/m)	Amp/Cbl/Fltr/ Pad (dB)	Corrected Reading (dBuV/m)	Avg Limit (dBuV/m)	Margin (dB)	Peak Limit (dBuV/m)	PK Margin (dB)	UNII Non-Restricted (dBuV/m)	PK Margin (dB)	Azimuth (Degs)	Height (cm)	Polarity
1	* 3.844	39.27	PK-U	33.2	-29.9	42.57	-	-	74	-31.43	-	-	232	244	H
	* 3.848	29.58	ADR	33.2	-29.9	32.88	54	-21.12	-	-	-	-	232	244	H
2	* 4.814	39.25	PK-U	34	-29	44.25	-	-	74	-29.75	-	-	314	141	H
	* 4.813	29.59	ADR	34	-29.1	34.49	54	-19.51	-	-	-	-	314	141	H
3	* 4.185	40	PK-U	33.3	-30.4	42.9	-	-	74	-31.1	-	-	132	322	V
	* 4.186	29.95	ADR	33.3	-30.3	32.95	54	-21.05	-	-	-	-	132	322	V
4	* 10.991	36.6	PK-U	38	-22.2	52.4	-	-	74	-21.6	-	-	70	251	H
	* 10.994	25.32	ADR	38	-22.3	41.02	54	-12.98	-	-	-	-	70	251	H
5	* 12.483	36.61	PK-U	39.1	-23.3	52.41	-	-	74	-21.59	-	-	176	178	H
	* 12.482	26.23	ADR	39.1	-23.3	42.03	54	-11.97	-	-	-	-	176	178	H
6	10.599	41.95	PK-U	37.9	-24.4	55.45	-	-	-	-	68.2	-12.75	156	113	V

* - indicates frequency in CFR47 Pt 15 / IC RSS-Restricted Band
PK-U - U-NII: Maximum Peak
ADR - U-NII AD primary method, RMS average

UL VERIFICATION SERVICES INC. FORM NO: CCSUP4701J
47173 BENICIA STREET, FREMONT, CA 94538, USA TEL: (510) 771-1000 FAX: (510) 661-0888
This report shall not be reproduced except in full, without the written approval of UL Verification Services Inc.

HIGH CHANNEL HORIZONTAL

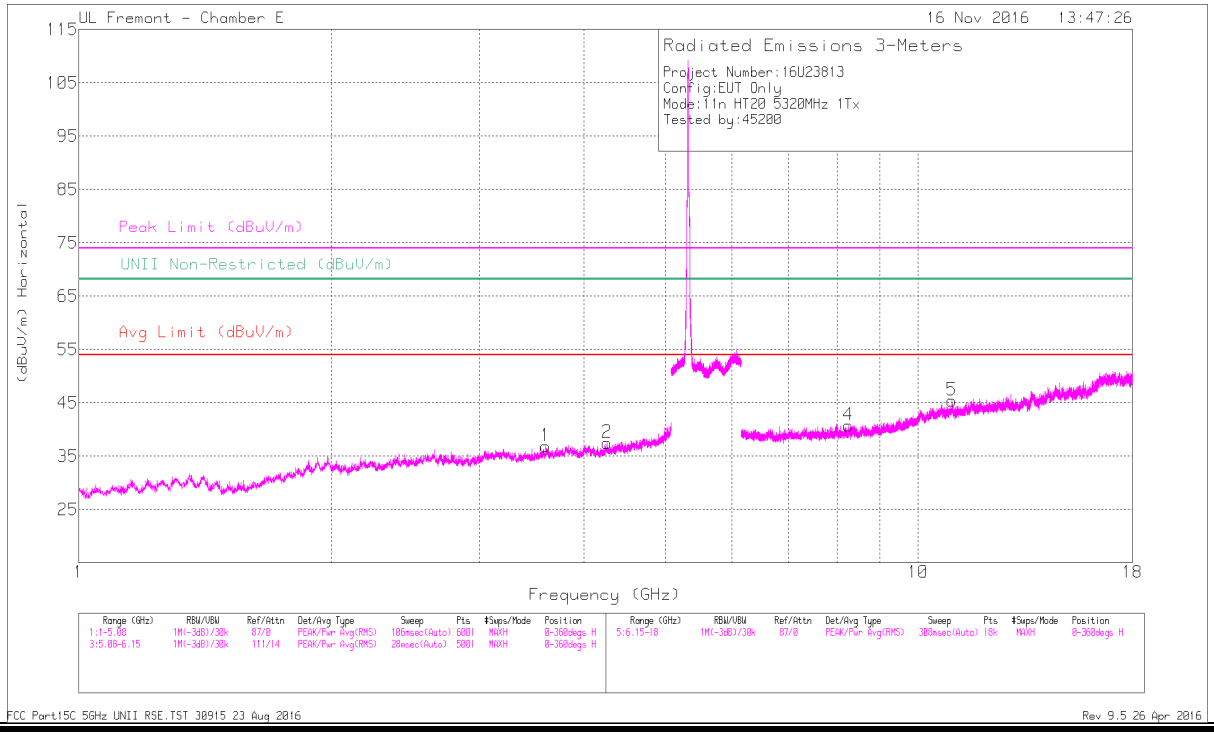

HIGH CHANNEL VERTICAL

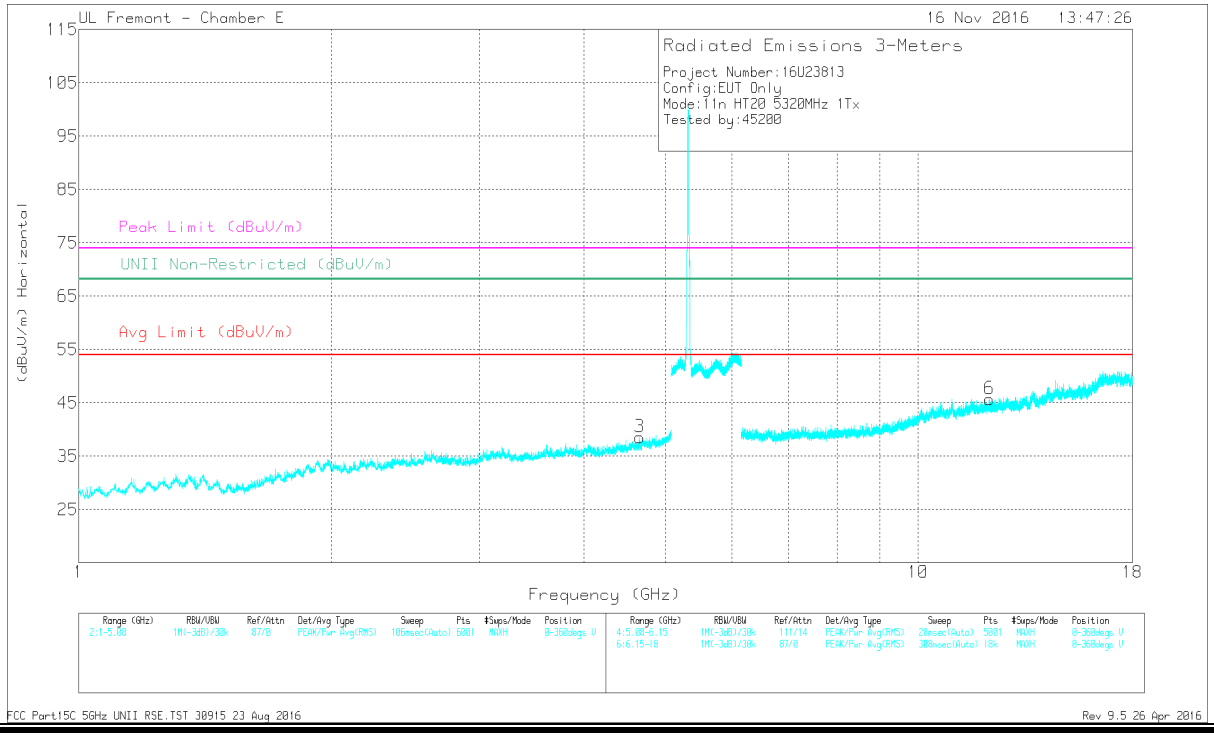

UL VERIFICATION SERVICES INC. FORM NO: CCSUP4701J
47173 BENICIA STREET, FREMONT, CA 94538, USA TEL: (510) 771-1000 FAX: (510) 661-0888
This report shall not be reproduced except in full, without the written approval of UL Verification Services Inc.

Marker	Frequency (GHz)	Meter Reading (dBuV)	Det	AF T711 (dB/m)	Amp/Cbl/Fltr/ Pad (dB)	Corrected Reading (dBuV/m)	Avg Limit (dBuV/m)	Margin (dB)	Peak Limit (dBuV/m)	PK Margin (dB)	UNII Non-Restricted (dBuV/m)	PK Margin (dB)	Azimuth (Degs)	Height (cm)	Polarity
1	* 3.6	41.43	PK-U	33	-30.6	43.83	-	-	74	-30.17	-	-	300	138	H
	* 3.6	30.31	ADR	33	-30.6	32.71	54	-21.29	-	-	-	-	300	138	H
2	* 4.259	40.82	PK-U	33.3	-29.7	44.42	-	-	74	-29.58	-	-	121	220	H
	* 4.258	29.52	ADR	33.3	-29.7	33.12	54	-20.88	-	-	-	-	121	220	H
3	* 4.656	40.52	PK-U	33.9	-30	44.42	-	-	74	-29.58	-	-	10	177	V
	* 4.656	30.24	ADR	33.9	-30	34.14	54	-19.86	-	-	-	-	10	177	V
4	* 8.264	39.23	PK-U	35.7	-26.7	48.23	-	-	74	-25.77	-	-	281	327	H
	* 8.263	27.83	ADR	35.7	-26.7	36.83	54	-17.17	-	-	-	-	281	327	H
5	* 10.977	35.41	PK-U	38	-21.9	51.51	-	-	74	-22.49	-	-	107	201	H
	* 10.975	25.72	ADR	38	-22.1	41.62	54	-12.38	-	-	-	-	107	201	H
6	* 12.163	36.25	PK-U	39	-23.5	51.75	-	-	74	-22.25	-	-	227	146	V
	* 12.161	26.39	ADR	39	-23.5	41.89	54	-12.11	-	-	-	-	227	146	V

* - indicates frequency in CFR47 Pt 15 / IC RSS-Restricted Band
PK-U - U-NII: Maximum Peak
ADR - U-NII AD primary method, RMS average

UL VERIFICATION SERVICES INC. FORM NO: CCSUP4701J
47173 BENICIA STREET, FREMONT, CA 94538, USA TEL: (510) 771-1000 FAX: (510) 661-0888
This report shall not be reproduced except in full, without the written approval of UL Verification Services Inc.

9.1.11. 11n HT20 ANTENNA B SISO MODE IN THE 5.3GHz BAND

AUTHORIZED BANDEDGE (HIGH CHANNEL)

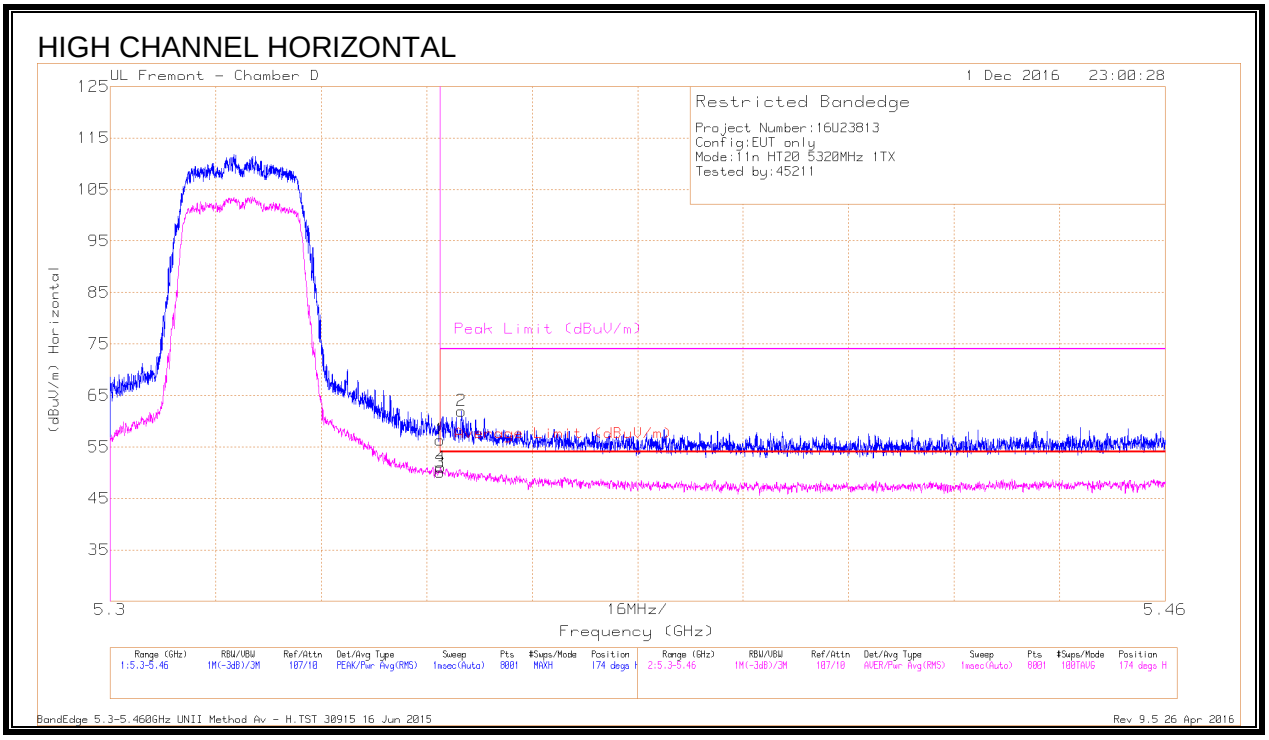

Marker	Frequency (GHz)	Meter Reading (dBuV)	Det	AF T712 (dB/m)	Amp/Cbl/Fltr/Pad (dB)	Corrected Reading (dBuV/m)	Average Limit (dBuV/m)	Margin (dB)	Peak Limit (dBuV/m)	PK Margin (dB)	Azimuth (Degs)	Height (cm)	Polarity
1	* 5.35	40.45	Pk	34.3	-18.4	56.35	-	-	74	-17.65	174	125	H
2	* 5.353	46.09	Pk	34.3	-18.4	61.99	-	-	74	-12.01	174	125	H
3	* 5.35	34.16	RMS	34.3	-18.4	50.06	54	-3.94	-	-	174	125	H
4	* 5.35	35.17	RMS	34.3	-18.4	51.07	54	-2.93	-	-	174	125	H

* - indicates frequency in CFR47 Pt 15 / IC RSS-Restricted Band
Pk - Peak detector
RMS - RMS detection

This report shall not be reproduced except in full, without the written approval of UL Verification Services Inc.

HIGH CHANNEL VERTICAL

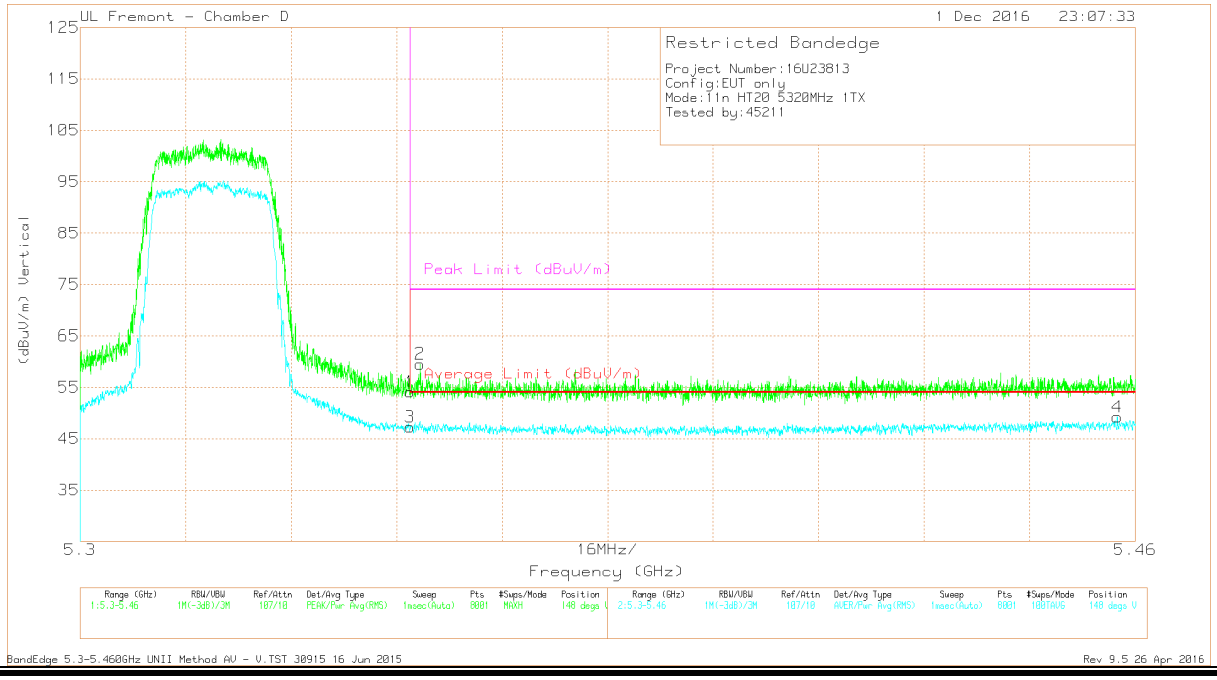

Marker	Frequency (GHz)	Meter Reading (dBuV)	Det	AF T712 (dB/m)	Amp/Cbl/Fltr/Pad (dB)	Corrected Reading (dBuV/m)	Average Limit (dBuV/m)	Margin (dB)	Peak Limit (dBuV/m)	PK Margin (dB)	Azimuth (Degs)	Height (cm)	Polarity
1	* 5.35	38.19	Pk	34.3	-18.4	54.09	-	-	74	-19.91	148	170	V
2	* 5.352	43.64	Pk	34.3	-18.4	59.54	-	-	74	-14.46	148	170	V
3	* 5.35	31.37	RMS	34.3	-18.4	47.27	54	-6.73	-	-	148	170	V
4	* 5.457	32.8	RMS	34.4	-18	49.2	54	-4.8	-	-	148	170	V

* - indicates frequency in CFR47 Pt 15 / IC RSS-Restricted Band
Pk - Peak detector
RMS - RMS detection

This report shall not be reproduced except in full, without the written approval of UL Verification Services Inc.

HARMONICS AND SPURIOUS EMISSIONS

LOW CHANNEL HORIZONTAL

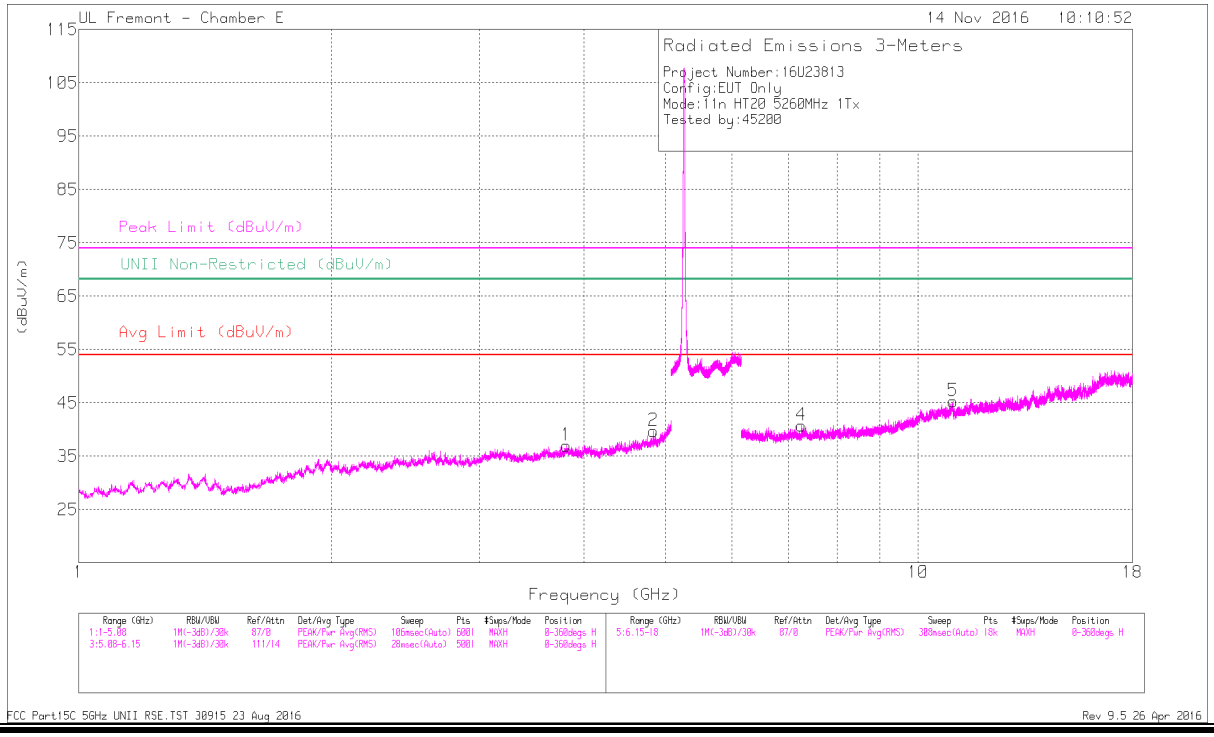

LOW CHANNEL VERTICAL

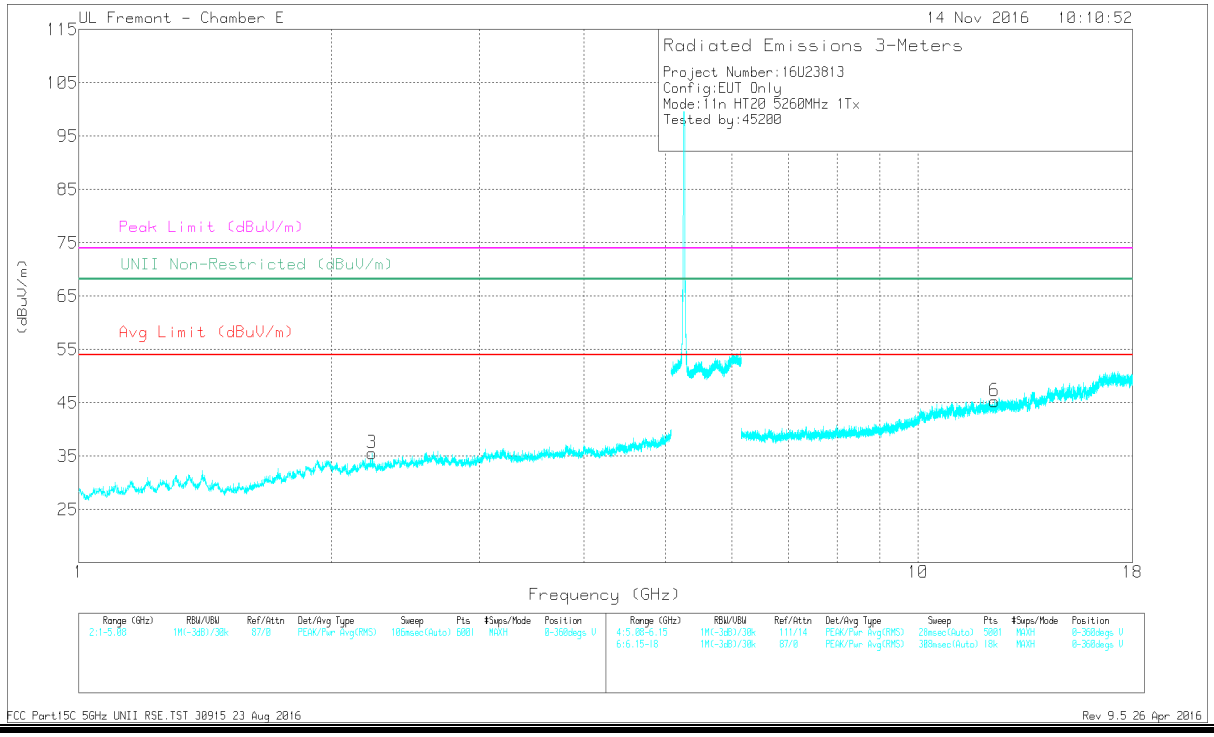

This report shall not be reproduced except in full, without the written approval of UL Verification Services Inc.

Marker	Frequency (GHz)	Meter Reading (dBuV)	Det	AF T711 (dB/m)	Amp/Cbl/Fltr/ Pad (dB)	Corrected Reading (dBuV/m)	Avg Limit (dBuV/m)	Margin (dB)	Peak Limit (dBuV/m)	PK Margin (dB)	UNII Non-Restricted (dBuV/m)	PK Margin (dB)	Azimuth (Degs)	Height (cm)	Polarity
1	* 3.81	40.23	PK-U	33.1	-29.6	43.73	-	-	74	-30.27	-	-	184	334	H
	* 3.81	29.08	ADR	33.1	-29.6	32.58	54	-21.42	-	-	-	-	184	334	H
2	* 4.833	39.22	PK-U	34	-28.8	44.42	-	-	74	-29.58	-	-	179	170	H
	* 4.835	28.71	ADR	34	-28.8	33.91	54	-20.09	-	-	-	-	179	170	H
3	* 2.236	42.04	PK-U	31.7	-32.6	41.14	-	-	74	-32.86	-	-	173	189	V
	* 2.237	30.91	ADR	31.7	-32.4	30.21	54	-23.79	-	-	-	-	173	189	V
4	* 7.262	37.7	PK-U	35.6	-26.6	46.7	-	-	74	-27.3	-	-	202	108	H
	* 7.261	26.75	ADR	35.6	-26.7	35.65	54	-18.35	-	-	-	-	202	108	H
5	* 11	35.41	PK-U	38	-22.5	50.91	-	-	74	-23.09	-	-	69	147	H
	* 11	24.94	ADR	38	-22.5	40.44	54	-13.56	-	-	-	-	69	147	H
6	* 12.321	37.32	PK-U	38.9	-23.9	52.32	-	-	74	-21.68	-	-	7	245	V
	* 12.321	26.03	ADR	38.9	-23.9	41.03	54	-12.97	-	-	-	-	7	245	V

* - indicates frequency in CFR47 Pt 15 / IC RSS-Restricted Band
PK-U - U-NII: Maximum Peak
ADR - U-NII AD primary method, RMS average

UL VERIFICATION SERVICES INC. FORM NO: CCSUP4701J
47173 BENICIA STREET, FREMONT, CA 94538, USA TEL: (510) 771-1000 FAX: (510) 661-0888
This report shall not be reproduced except in full, without the written approval of UL Verification Services Inc.

MID CHANNEL HORIZONTAL

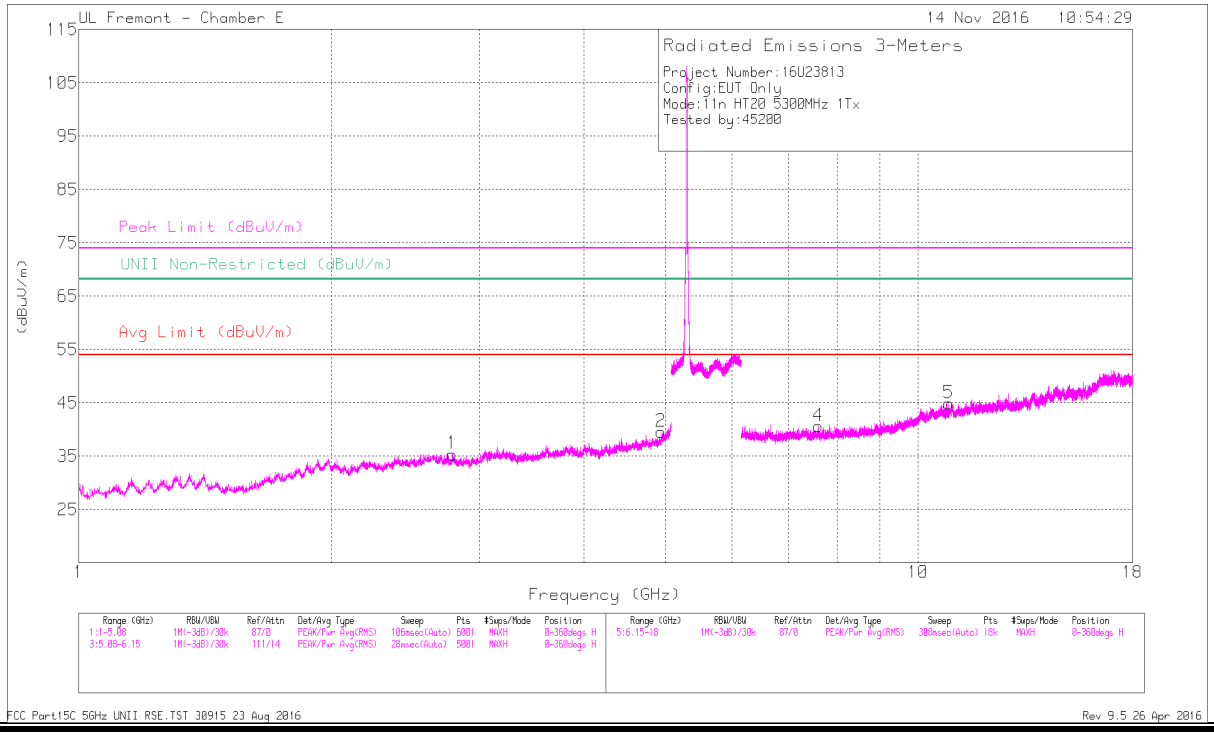

MID CHANNEL VERTICAL

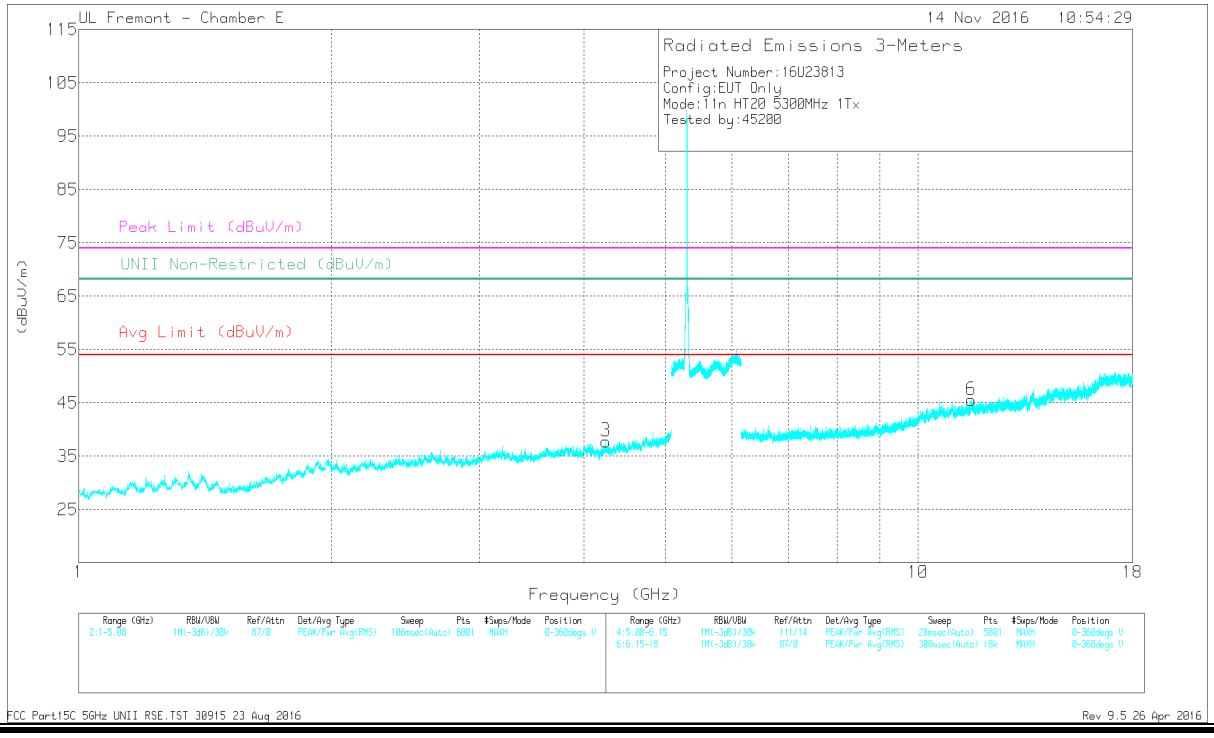

This report shall not be reproduced except in full, without the written approval of UL Verification Services Inc.