Marker	Frequency (GHz)	Meter Reading (dBuV)	Det	AF T711 (dB/m)	Amp/Cbl/Fltr/Pad (dB)	Corrected Reading (dBuV/m)	Avg Limit (dBuV/m)	Margin (dB)	Peak Limit (dBuV/m)	PK Margin (dB)	UNII Non-Restricted (dBuV/m)	PK Margin (dB)	Azimuth (Degs)	Height (cm)	Polarity
1	* 2.786	41.81	PK-U	32.5	-31.8	42.51	-	-	74	-31.49	-	-	108	386	H
	* 2.783	30.22	ADR	32.5	-31.8	30.92	54	-23.08	-	-	-	-	108	386	H
2	* 4.935	40.41	PK-U	34	-29.4	45.01	-	-	74	-28.99	-	-	108	155	H
	* 4.934	29.78	ADR	34	-29.4	34.38	54	-19.62	-	-	-	-	108	155	H
3	* 4.25	39.81	PK-U	33.3	-29.7	43.41	-	-	74	-30.59	-	-	130	200	V
	* 4.25	29.02	ADR	33.3	-29.7	32.62	54	-21.38	-	-	-	-	130	200	V
4	* 7.609	37.94	PK-U	35.7	-27	46.64	-	-	74	-27.36	-	-	167	149	H
	* 7.609	26.85	ADR	35.7	-27	35.55	54	-18.45	-	-	-	-	167	149	H
5	* 10.873	36.6	PK-U	38	-24.2	50.4	-	-	74	-23.6	-	-	277	122	H
	* 10.875	25.9	ADR	38	-24.3	39.6	54	-14.4	-	-	-	-	277	122	H
6	* 11.567	35.17	PK-U	38.4	-21.9	51.67	-	-	74	-22.33	-	-	297	130	V
	* 11.567	24.84	ADR	38.4	-21.9	41.34	54	-12.66	-	-	-	-	297	130	V

* - indicates frequency in CFR47 Pt 15 / IC RSS-Restricted Band
PK-U - U-NII: Maximum Peak
ADR - U-NII AD primary method, RMS average

This report shall not be reproduced except in full, without the written approval of UL Verification Services Inc.

HIGH CHANNEL HORIZONTAL

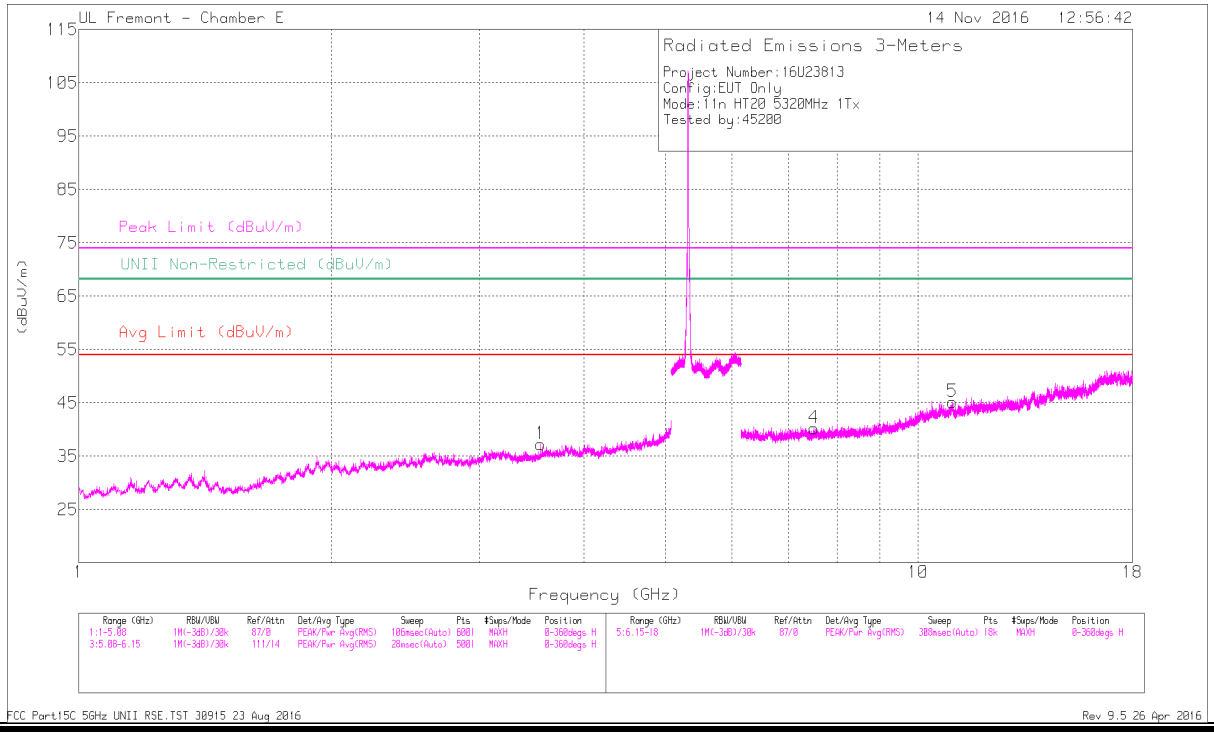

HIGH CHANNEL VERTICAL

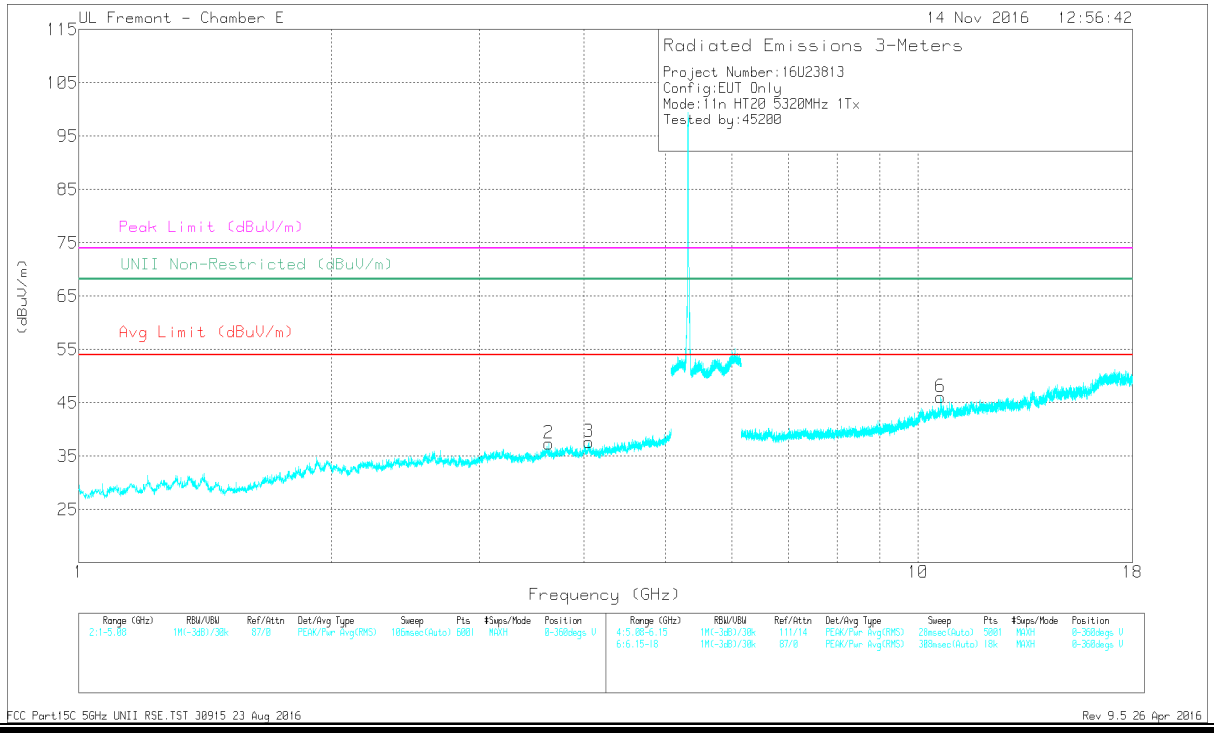

This report shall not be reproduced except in full, without the written approval of UL Verification Services Inc.

Marker	Frequency (GHz)	Meter Reading (dBuV)	Det	AF T711 (dB/m)	Amp/Cbl/Fltr/ Pad (dB)	Corrected Reading (dBuV/m)	Avg Limit (dBuV/m)	Margin (dB)	Peak Limit (dBuV/m)	PK Margin (dB)	UNII Non-Restricted (dBuV/m)	PK Margin (dB)	Azimuth (Degs)	Height (cm)	Polarity
1	* 3.551	40.53	PK-U	32.9	-30.5	42.93	-	-	74	-31.07	-	-	291	119	H
	* 3.55	29.26	ADR	32.9	-30.5	31.66	54	-22.34	-	-	-	-	291	119	H
2	* 3.628	40.24	PK-U	33	-30.7	42.54	-	-	74	-31.46	-	-	281	242	V
	* 3.631	29.17	ADR	33	-30.7	31.47	54	-22.53	-	-	-	-	281	242	V
3	* 4.055	40.09	PK-U	33.3	-29.7	43.69	-	-	74	-30.31	-	-	84	192	V
	* 4.053	29.12	ADR	33.3	-29.7	32.72	54	-21.28	-	-	-	-	84	192	V
4	* 7.514	37.71	PK-U	35.6	-27.1	46.21	-	-	74	-27.79	-	-	319	249	H
	* 7.515	27.07	ADR	35.6	-27.2	35.47	54	-18.53	-	-	-	-	319	249	H
5	* 10.989	34.96	PK-U	38	-22.1	50.86	-	-	74	-23.14	-	-	39	166	H
	* 10.989	24.72	ADR	38	-22.1	40.62	54	-13.38	-	-	-	-	39	166	H
6	* 10.64	40.94	PK-U	37.9	-23.6	55.24	-	-	74	-18.76	-	-	68	108	V
	* 10.64	30.35	ADR	37.9	-23.6	44.65	54	-9.35	-	-	-	-	68	108	V

* - indicates frequency in CFR47 Pt 15 / IC RSS-Restricted Band
PK-U - U-NII: Maximum Peak
ADR - U-NII AD primary method, RMS average

UL VERIFICATION SERVICES INC. FORM NO: CCSUP4701J
47173 BENICIA STREET, FREMONT, CA 94538, USA TEL: (510) 771-1000 FAX: (510) 661-0888
This report shall not be reproduced except in full, without the written approval of UL Verification Services Inc.

9.1.12. 11n HT20 2TX CDD MIMO MODE IN THE 5.3GHz BAND

AUTHORIZED BANDEDGE (HIGH CHANNEL)

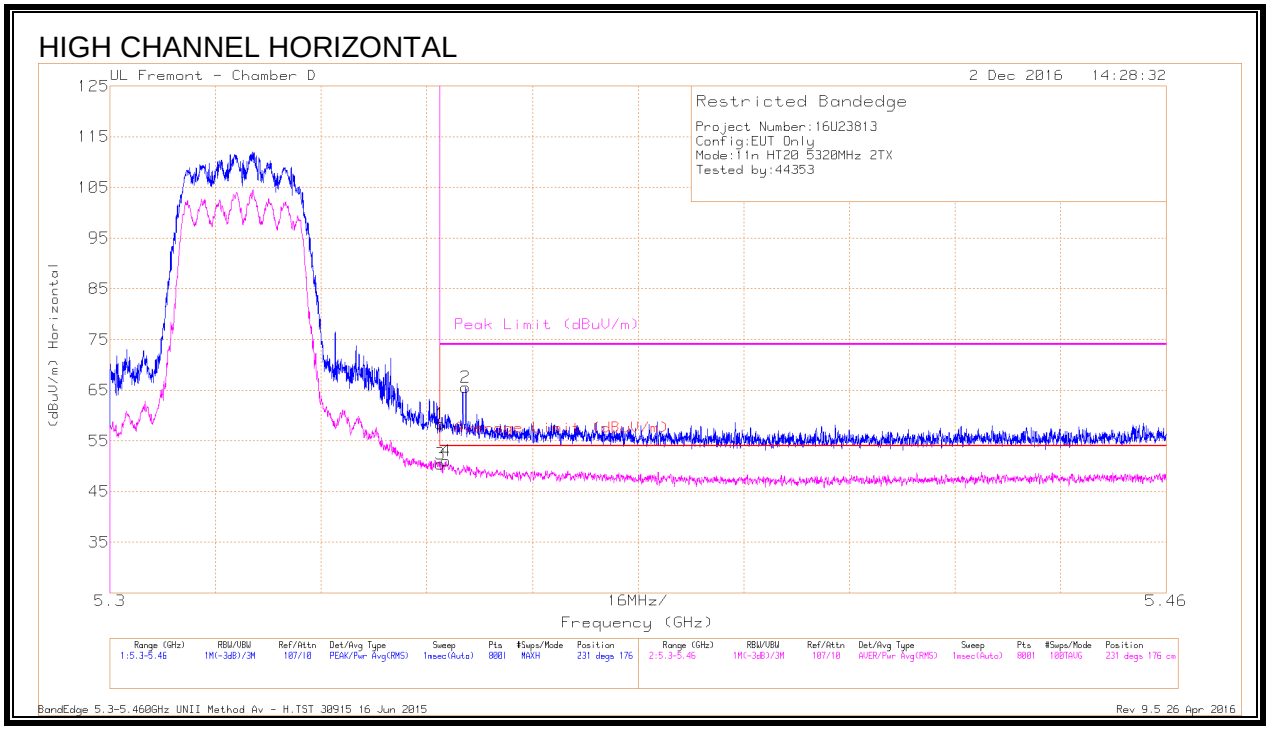

Marker	Frequency (GHz)	Meter Reading (dBuV)	Det	AF T712 (dB/m)	Amp/Cbl/Fltr/Pad (dB)	Corrected Reading (dBuV/m)	Average Limit (dBuV/m)	Margin (dB)	Peak Limit (dBuV/m)	PK Margin (dB)	Azimuth (Degs)	Height (cm)	Polarity
1	* 5.35	42.42	Pk	34.3	-18.4	58.32	-	-	74	-15.68	231	176	H
2	* 5.354	49.62	Pk	34.3	-18.4	65.52	-	-	74	-8.48	231	176	H
3	* 5.35	34.46	RMS	34.3	-18.4	50.36	54	-3.64	-	-	231	176	H
4	* 5.351	35.16	RMS	34.3	-18.4	51.06	54	-2.94	-	-	231	176	H

* - indicates frequency in CFR47 Pt 15 / IC RSS-Restricted Band
Pk - Peak detector
RMS - RMS detection

This report shall not be reproduced except in full, without the written approval of UL Verification Services Inc.

HIGH CHANNEL VERTICAL

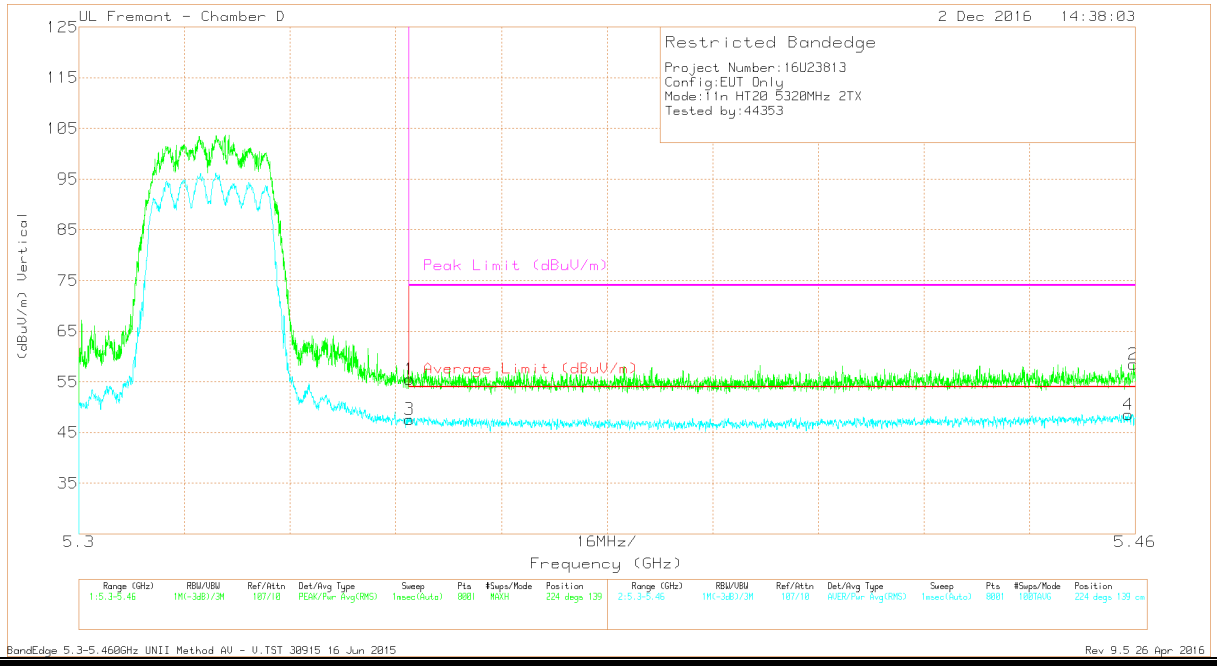

Marker	Frequency (GHz)	Meter Reading (dBuV)	Det	AF T712 (dB/m)	Amp/Cbl/Fltr/Pad (dB)	Corrected Reading (dBuV/m)	Average Limit (dBuV/m)	Margin (dB)	Peak Limit (dBuV/m)	PK Margin (dB)	Azimuth (Degs)	Height (cm)	Polarity
1	* 5.35	39.58	Pk	34.3	-18.4	55.48	-	-	74	-18.52	224	139	V
2	* 5.46	41.99	Pk	34.4	-17.9	58.49	-	-	74	-15.51	224	139	V
3	* 5.35	31.72	RMS	34.3	-18.4	47.62	54	-6.38	-	-	224	139	V
4	* 5.459	32.19	RMS	34.4	-18	48.59	54	-5.41	-	-	224	139	V

* - indicates frequency in CFR47 Pt 15 / IC RSS-Restricted Band
Pk - Peak detector
RMS - RMS detection

UL VERIFICATION SERVICES INC. FORM NO: CCSUP4701J
47173 BENICIA STREET, FREMONT, CA 94538, USA TEL: (510) 771-1000 FAX: (510) 661-0888
This report shall not be reproduced except in full, without the written approval of UL Verification Services Inc.

HARMONICS AND SPURIOUS EMISSIONS

LOW CHANNEL HORIZONTAL

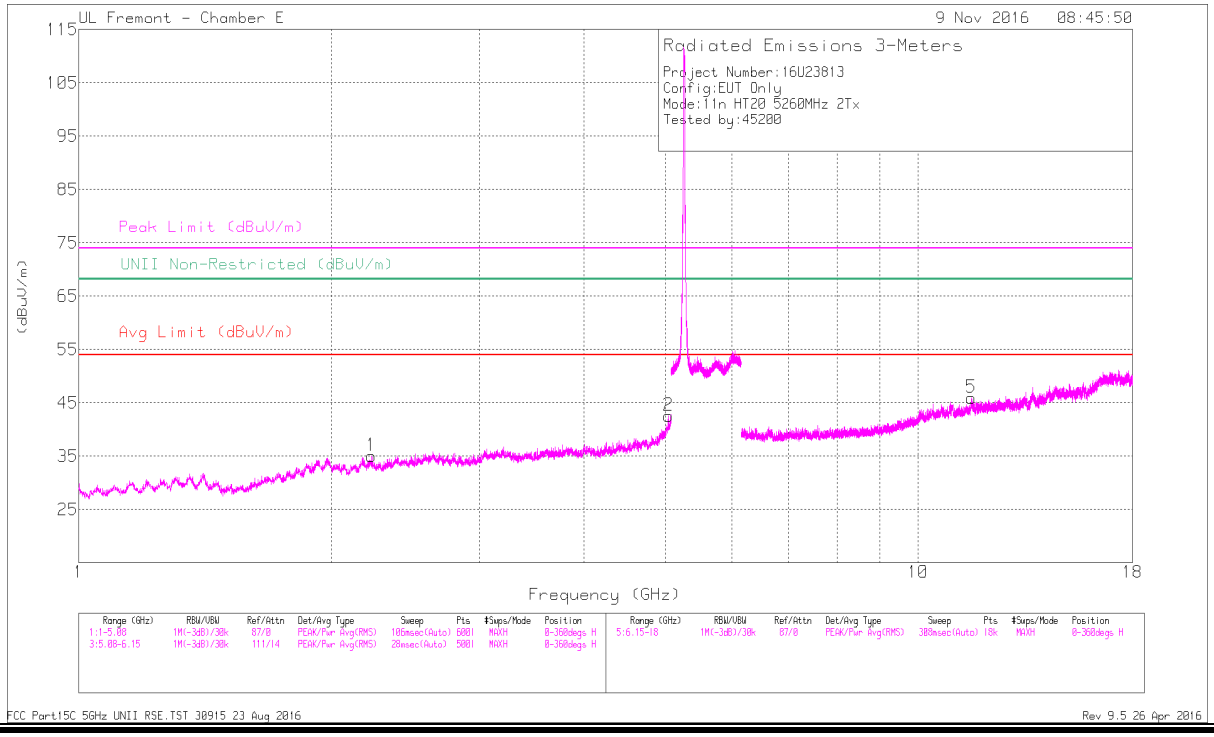

LOW CHANNEL VERTICAL

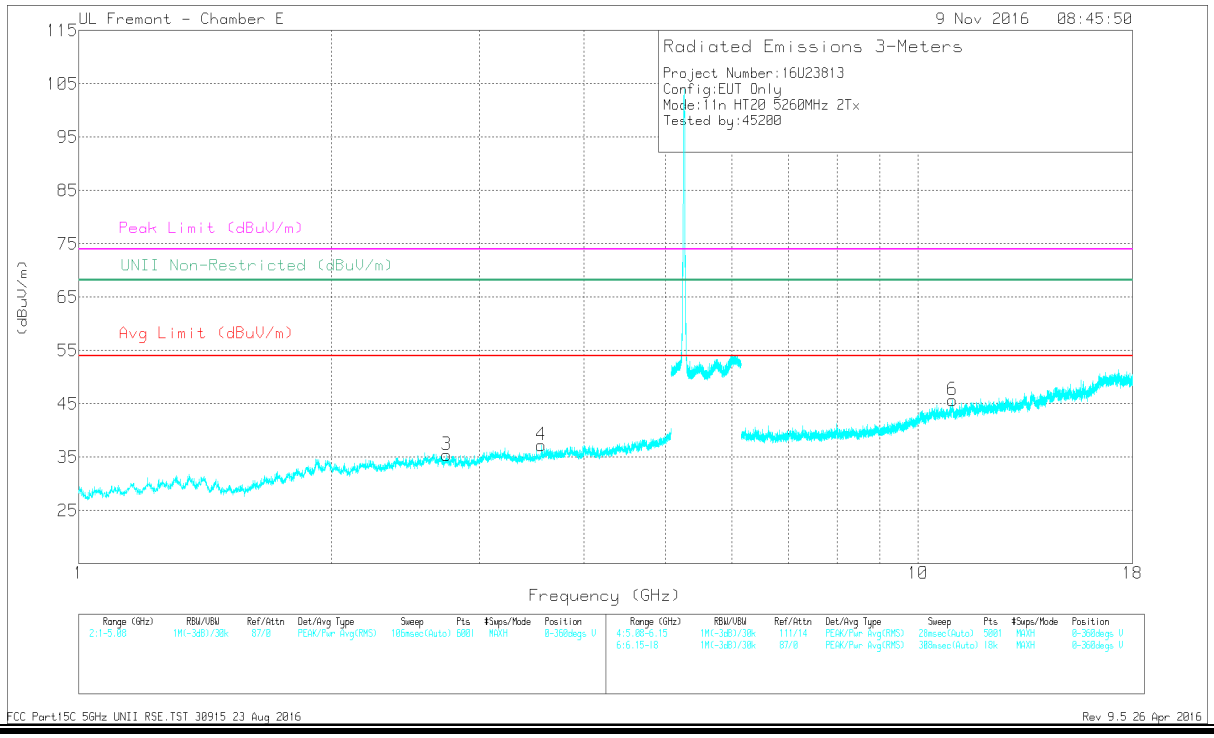

This report shall not be reproduced except in full, without the written approval of UL Verification Services Inc.

Marker	Frequency (GHz)	Meter Reading (dBuV)	Det	AF T711 (dB/m)	Amp/Cbl/Fltr/ Pad (dB)	Corrected Reading (dBuV/m)	Avg Limit (dBuV/m)	Margin (dB)	Peak Limit (dBuV/m)	PK Margin (dB)	UNII Non-Restricted (dBuV/m)	PK Margin (dB)	Azimuth (Degs)	Height (cm)	Polarity
1	* 2.231	42.93	PK-U	31.7	-32.7	41.93	-	-	74	-32.07	-	-	161	237	H
	* 2.232	30.86	ADR	31.7	-32.7	29.86	54	-24.14	-	-	-	-	161	237	H
2	* 5.04	44.6	PK-U	34	-28.4	50.2	-	-	74	-23.8	-	-	82	133	H
	* 5.041	34.2	ADR	34	-28.4	39.8	54	-14.2	-	-	-	-	82	133	H
3	* 2.743	41.99	PK-U	32.5	-32.2	42.29	-	-	74	-31.71	-	-	101	223	V
	* 2.745	30.48	ADR	32.5	-32.3	30.68	54	-23.32	-	-	-	-	101	223	V
4	* 3.553	41.03	PK-U	32.9	-30.4	43.53	-	-	74	-30.47	-	-	120	255	V
	* 3.552	29.13	ADR	32.9	-30.4	31.63	54	-22.37	-	-	-	-	120	255	V
5	* 11.573	35.39	PK-U	38.4	-22	51.79	-	-	74	-22.21	-	-	344	221	H
	* 11.572	24.83	ADR	38.4	-22	41.23	54	-12.77	-	-	-	-	344	221	H
6	* 10.985	36.02	PK-U	38	-22.1	51.92	-	-	74	-22.08	-	-	99	362	V
	* 10.986	24.67	ADR	38	-22.1	40.57	54	-13.43	-	-	-	-	99	362	V

* - indicates frequency in CFR47 Pt 15 / IC RSS-Restricted Band
PK-U - U-NII: Maximum Peak
ADR - U-NII AD primary method, RMS average

UL VERIFICATION SERVICES INC. FORM NO: CCSUP4701J
47173 BENICIA STREET, FREMONT, CA 94538, USA TEL: (510) 771-1000 FAX: (510) 661-0888
This report shall not be reproduced except in full, without the written approval of UL Verification Services Inc.

MID CHANNEL HORIZONTAL

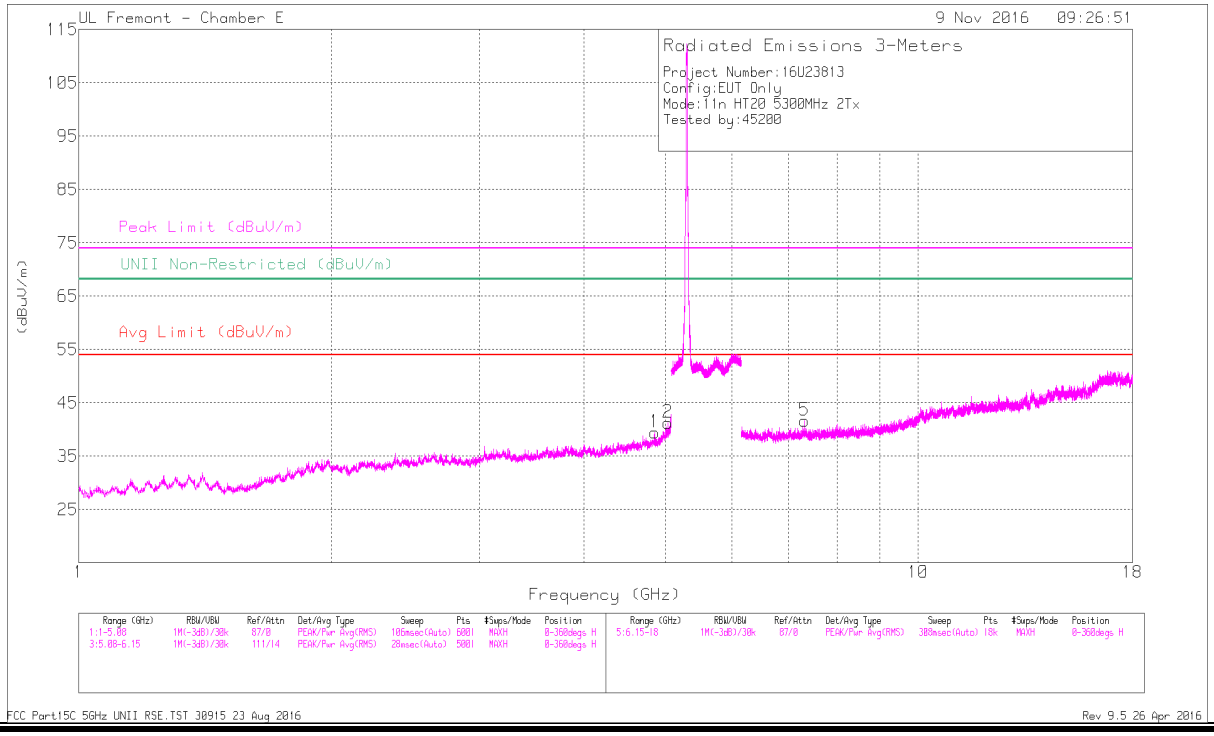

MID CHANNEL VERTICAL

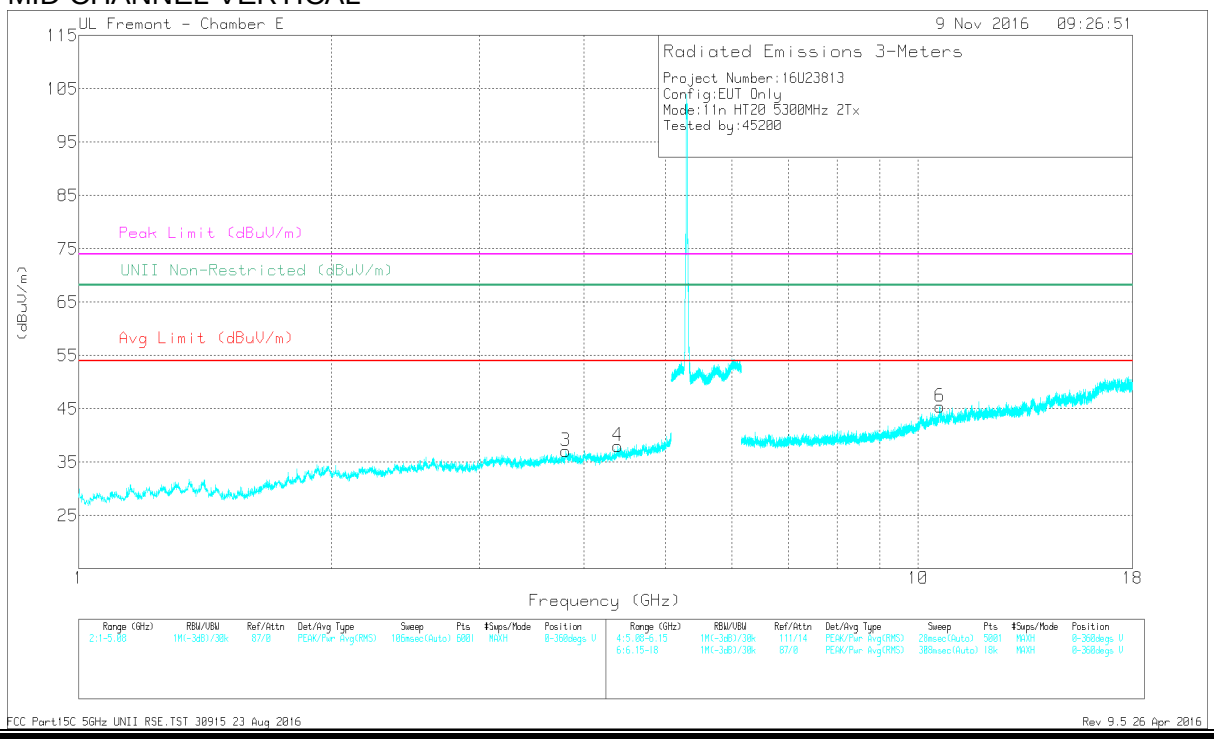

This report shall not be reproduced except in full, without the written approval of UL Verification Services Inc.

Marker	Frequency (GHz)	Meter Reading (dBuV)	Det	AF T711 (dB/m)	Amp/Cbl/Fltr/Pad (dB)	Corrected Reading (dBuV/m)	Avg Limit (dBuV/m)	Margin (dB)	Peak Limit (dBuV/m)	PK Margin (dB)	UNII Non-Restricted (dBuV/m)	PK Margin (dB)	Azimuth (Degs)	Height (cm)	Polarity
1	* 4.849	40.76	PK-U	34	-29	45.76	-	-	74	-28.24	-	-	112	272	H
	* 4.852	28.89	ADR	34	-29	33.89	54	-20.11	-	-	-	-	112	272	H
2	* 5.039	42.73	PK-U	34	-28.4	48.33	-	-	74	-25.67	-	-	130	134	H
	* 5.038	31.15	ADR	34	-28.4	36.75	54	-17.25	-	-	-	-	130	134	H
3	* 3.804	40.06	PK-U	33.1	-29.9	43.26	-	-	74	-30.74	-	-	217	246	V
	* 3.802	29.31	ADR	33.1	-29.9	32.51	54	-21.49	-	-	-	-	217	246	V
4	* 4.388	38.99	PK-U	33.7	-29.2	43.49	-	-	74	-30.51	-	-	144	284	V
	* 4.387	28.68	ADR	33.7	-29.3	33.08	54	-20.92	-	-	-	-	144	284	V
5	* 7.322	37.47	PK-U	35.6	-26.4	46.67	-	-	74	-27.33	-	-	90	344	H
	* 7.321	26.46	ADR	35.6	-26.4	35.66	54	-18.34	-	-	-	-	90	344	H
6	* 10.607	41.3	PK-U	37.9	-24.3	54.9	-	-	74	-19.1	-	-	158	118	V
	* 10.607	30.77	ADR	37.9	-24.3	44.37	54	-9.63	-	-	-	-	158	118	V

* - indicates frequency in CFR47 Pt 15 / IC RSS-Restricted Band
PK-U - U-NII: Maximum Peak
ADR - U-NII AD primary method, RMS average

This report shall not be reproduced except in full, without the written approval of UL Verification Services Inc.

HIGH CHANNEL HORIZONTAL

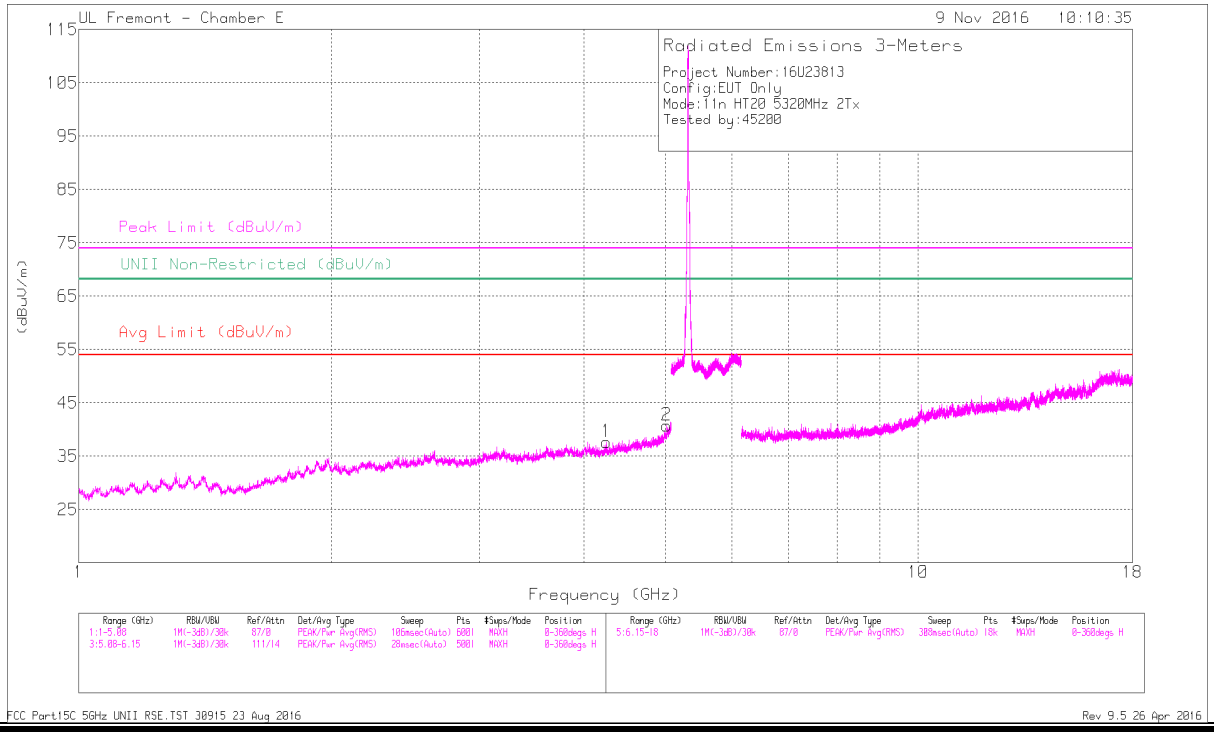

HIGH CHANNEL VERTICAL

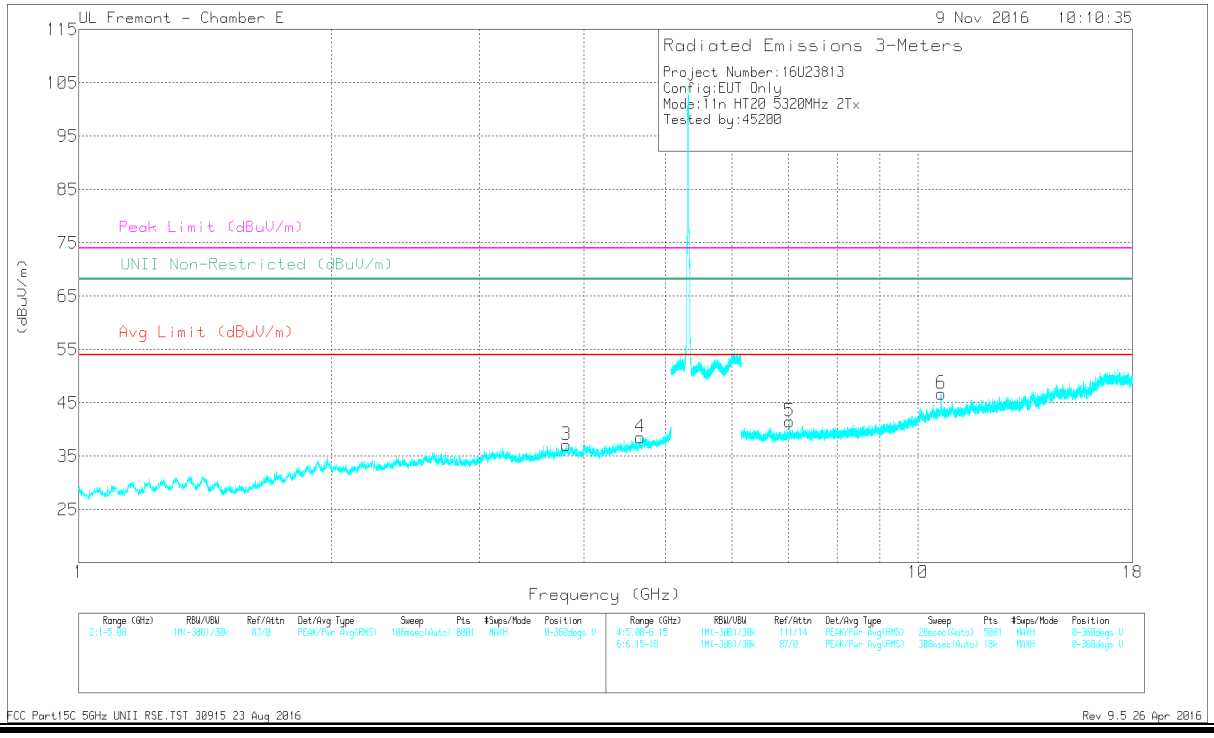

This report shall not be reproduced except in full, without the written approval of UL Verification Services Inc.

Marker	Frequency (GHz)	Meter Reading (dBuV)	Det	AF T711 (dB/m)	Amp/Cbl/Fltr/ Pad (dB)	Corrected Reading (dBuV/m)	Avg Limit (dBuV/m)	Margin (dB)	Peak Limit (dBuV/m)	PK Margin (dB)	UNII Non-Restricted (dBuV/m)	PK Margin (dB)	Azimuth (Degs)	Height (cm)	Polarity
1	* 4.253	39.32	PK-U	33.3	-29.7	42.92	-	-	74	-31.08	-	-	350	378	H
	* 4.254	28.87	ADR	33.3	-29.7	32.47	54	-21.53	-	-	-	-	350	378	H
2	* 5.018	42.23	PK-U	33.9	-28.3	47.83	-	-	74	-26.17	-	-	78	164	H
	* 5.019	31.82	ADR	33.9	-28.3	37.42	54	-16.58	-	-	-	-	78	164	H
3	* 3.805	39.78	PK-U	33.1	-29.9	42.98	-	-	74	-31.02	-	-	354	370	V
	* 3.807	29.36	ADR	33.1	-29.8	32.66	54	-21.34	-	-	-	-	354	370	V
4	* 4.667	40.07	PK-U	33.9	-29.9	44.07	-	-	74	-29.93	-	-	236	314	V
	* 4.666	29.55	ADR	33.9	-29.9	33.55	54	-20.45	-	-	-	-	236	314	V
5	7.025	37.28	PK-U	35.6	-26.9	45.98	-	-	-	-	68.2	-22.22	253	158	V
6	* 10.646	40.42	PK-U	37.9	-23.3	55.02	-	-	74	-18.98	-	-	152	246	V
	* 10.644	29.7	ADR	37.9	-23.4	44.2	54	-9.8	-	-	-	-	152	246	V

* - indicates frequency in CFR47 Pt 15 / IC RSS-Restricted Band
PK-U - U-NII: Maximum Peak
ADR - U-NII AD primary method, RMS average

UL VERIFICATION SERVICES INC. FORM NO: CCSUP4701J
47173 BENICIA STREET, FREMONT, CA 94538, USA TEL: (510) 771-1000 FAX: (510) 661-0888
This report shall not be reproduced except in full, without the written approval of UL Verification Services Inc.

9.1.13. 11n HT40 ANTENNA A SISO MODE IN THE 5.3GHz BAND

AUTHORIZED BANDEDGE (HIGH CHANNEL)

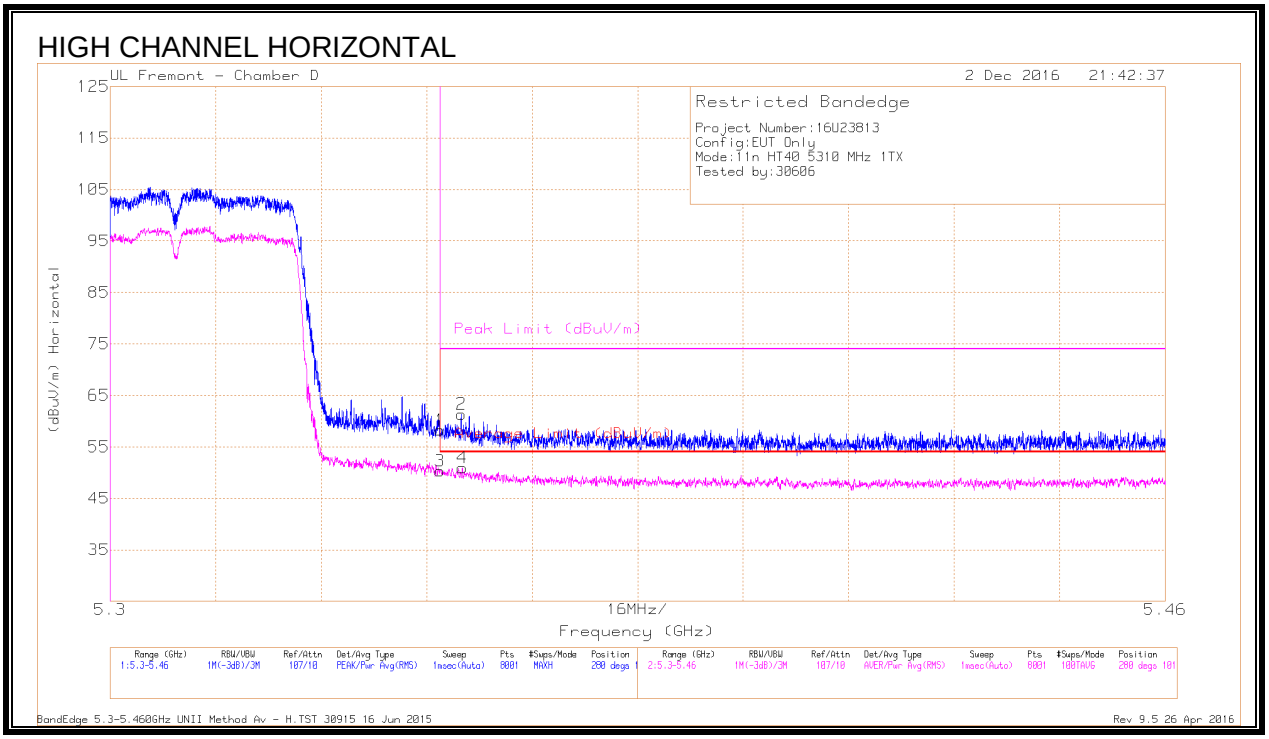

Marker	Frequency (GHz)	Meter Reading (dBuV)	Det	AF T712 (dB/m)	Amp/Cbl/Fltr/Pad (dB)	DC Corr (dB)	Corrected Reading (dBuV/m)	Average Limit (dBuV/m)	Margin (dB)	Peak Limit (dBuV/m)	PK Margin (dB)	Azimuth (Degs)	Height (cm)	Polarity
1	* 5.35	42.35	Pk	34.3	-18.4	0	58.25	-	-	74	-15.75	280	101	H
2	* 5.353	45.45	Pk	34.3	-18.4	0	61.35	-	-	74	-12.65	280	101	H
3	* 5.35	34.31	RMS	34.3	-18.4	.1	50.31	54	-3.69	-	-	280	101	H
4	* 5.353	34.95	RMS	34.3	-18.4	.1	50.95	54	-3.05	-	-	280	101	H

* - indicates frequency in CFR47 Pt 15 / IC RSS-Restricted Band
Pk - Peak detector
RMS - RMS detection

This report shall not be reproduced except in full, without the written approval of UL Verification Services Inc.

HIGH CHANNEL VERTICAL

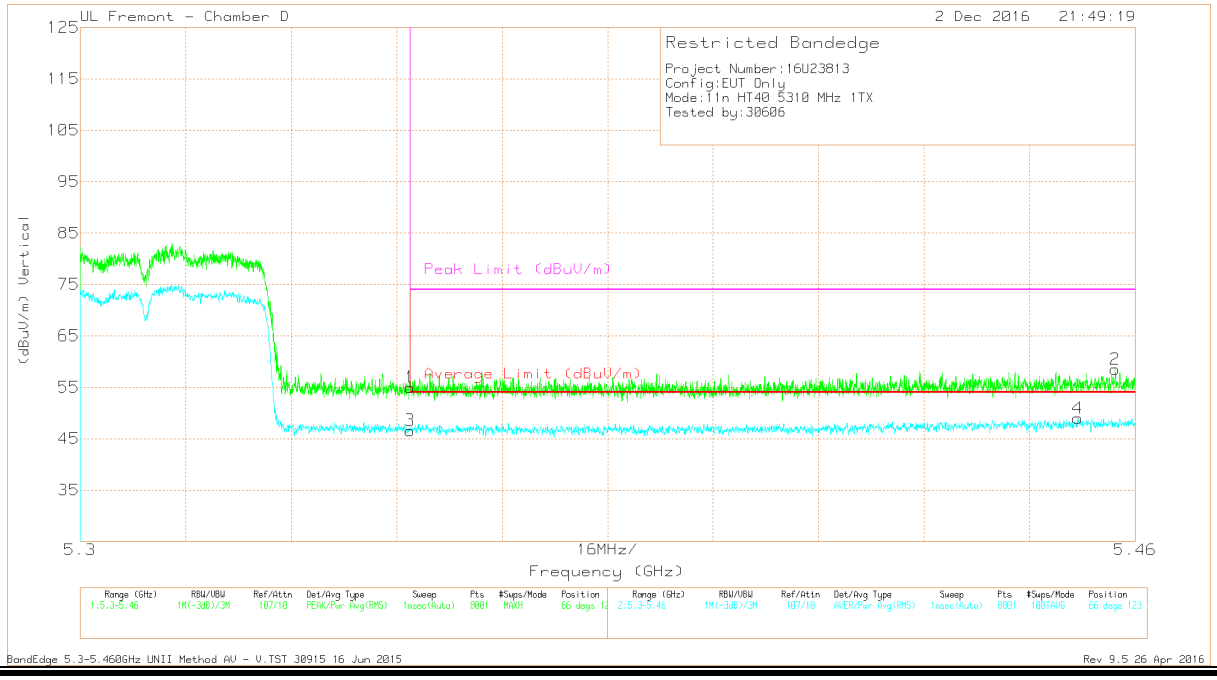

Marker	Frequency (GHz)	Meter Reading (dBuV)	Det	AF T712 (dB/m)	Amp/Cbl/Fltr/ Pad (dB)	DC Corr (dB)	Corrected Reading (dBuV/m)	Average Limit (dBuV/m)	Margin (dB)	Peak Limit (dBuV/m)	PK Margin (dB)	Azimuth (Degs)	Height (cm)	Polarity
1	* 5.35	39.09	Pk	34.3	-18.4	0	54.99	-	-	74	-19.01	66	123	V
2	* 5.457	42.1	Pk	34.4	-18	0	58.5	-	-	74	-15.5	66	123	V
3	* 5.35	30.57	RMS	34.3	-18.4	.1	46.57	54	-7.43	-	-	66	123	V
4	* 5.451	32.48	RMS	34.4	-18	.1	48.98	54	-5.02	-	-	66	123	V

* - indicates frequency in CFR47 Pt 15 / IC RSS-Restricted Band
Pk - Peak detector
RMS - RMS detection

This report shall not be reproduced except in full, without the written approval of UL Verification Services Inc.

HARMONICS AND SPURIOUS EMISSIONS

LOW CHANNEL HORIZONTAL

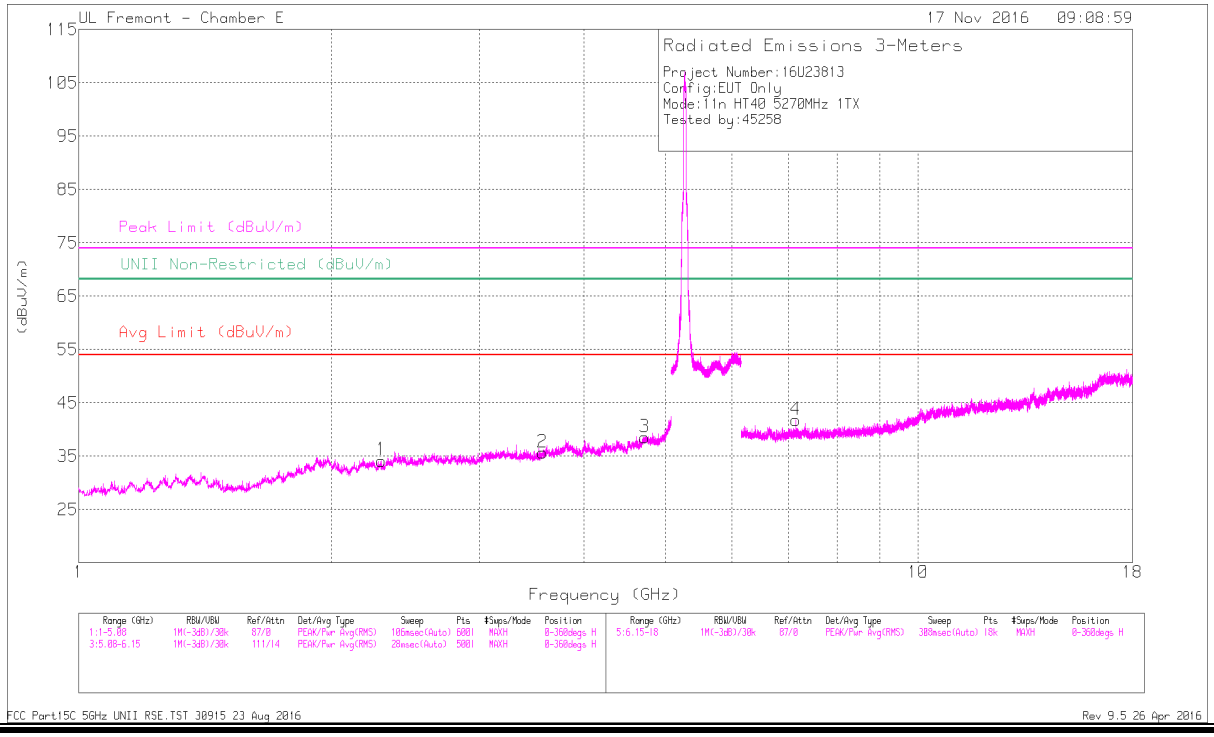

LOW CHANNEL VERTICAL

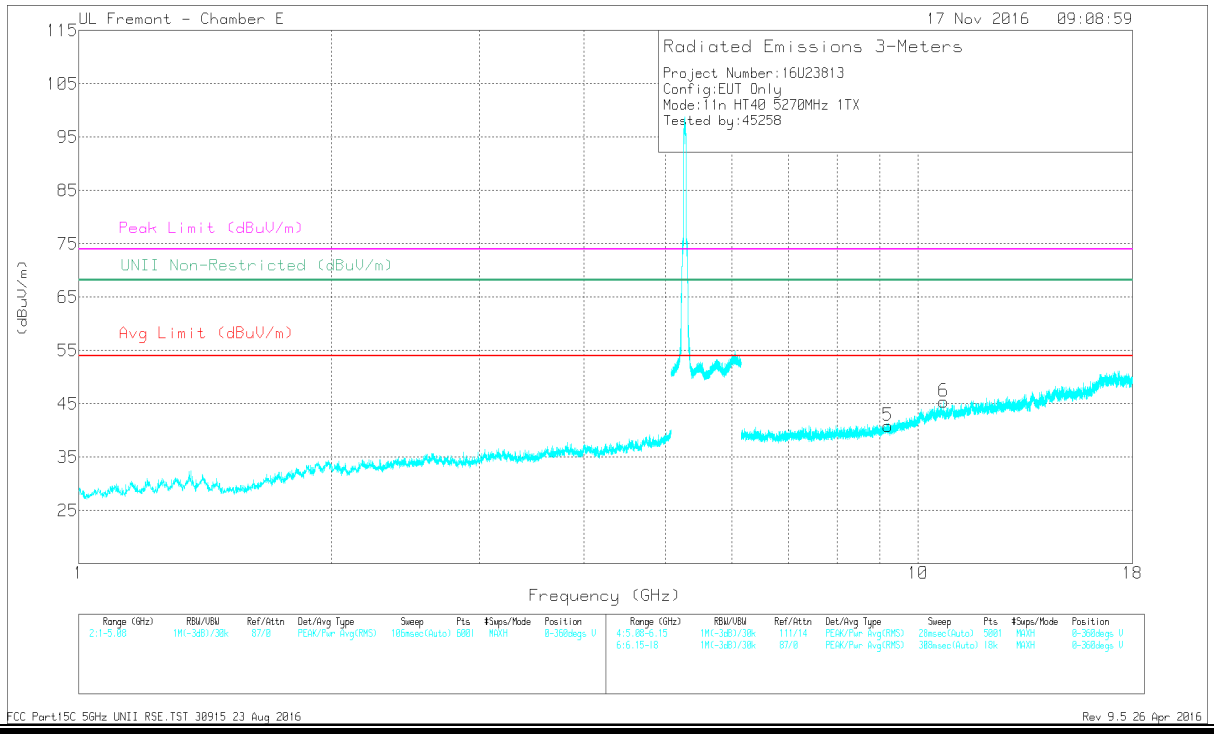

This report shall not be reproduced except in full, without the written approval of UL Verification Services Inc.

Marker	Frequency (GHz)	Meter Reading (dBuV)	Det	AF T711 (dB/m)	Amp/Cbl/Fltr/Pad (dB)	DC Corr (dB)	Corrected Reading (dBuV/m)	Avg Limit (dBuV/m)	Margin (dB)	Peak Limit (dBuV/m)	PK Margin (dB)	UNII Non-Restricted (dBuV/m)	PK Margin (dB)	Azimuth (Degs)	Height (cm)	Polarity
1	* 2.294	42.8	PK-U	31.5	-33.4	0	40.9	-	-	74	-33.1	-	-	129	162	H
	* 2.296	31.08	ADR	31.5	-33.5	.1	29.18	54	-24.82	-	-	-	-	129	162	H
2	* 3.57	40.43	PK-U	33	-30.2	0	43.23	-	-	74	-30.77	-	-	179	190	H
	* 3.568	29.88	ADR	33	-30.2	.1	32.78	54	-21.22	-	-	-	-	179	190	H
3	* 4.721	39.31	PK-U	34	-28.9	0	44.41	-	-	74	-29.59	-	-	233	157	H
	* 4.721	29.51	ADR	34	-28.9	.1	34.71	54	-19.29	-	-	-	-	233	157	H
4	7.151	38.4	PK-U	35.7	-27.6	0	46.5	-	-	-	-	68.2	-21.7	233	157	H
5	* 9.352	36.88	PK-U	36.2	-26.1	0	46.98	-	-	74	-27.02	-	-	233	157	V
	* 10.718	35.58	PK-U	37.9	-23.5	0	49.98	-	-	74	-24.02	-	-	289	201	V
6	* 10.717	25.84	ADR	37.9	-23.5	.1	40.34	54	-13.66	-	-	-	-	289	201	V
	* 9.387	27.35	ADR	36.3	-26.2	.1	37.55	54	-16.45	-	-	-	-	289	201	V

* - indicates frequency in CFR47 Pt 15 / IC RSS-Restricted Band
PK-U - U-NII: Maximum Peak
ADR - U-NII AD primary method, RMS average

This report shall not be reproduced except in full, without the written approval of UL Verification Services Inc.

HIGH CHANNEL HORIZONTAL

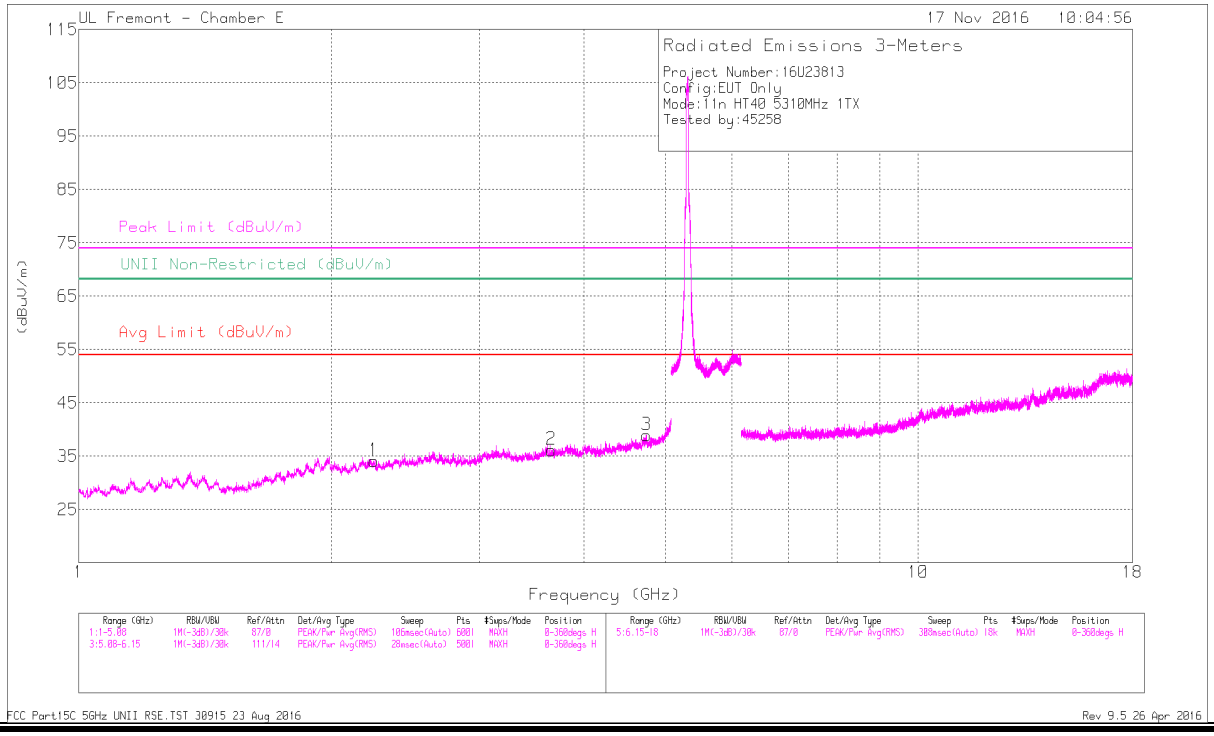

HIGH CHANNEL VERTICAL

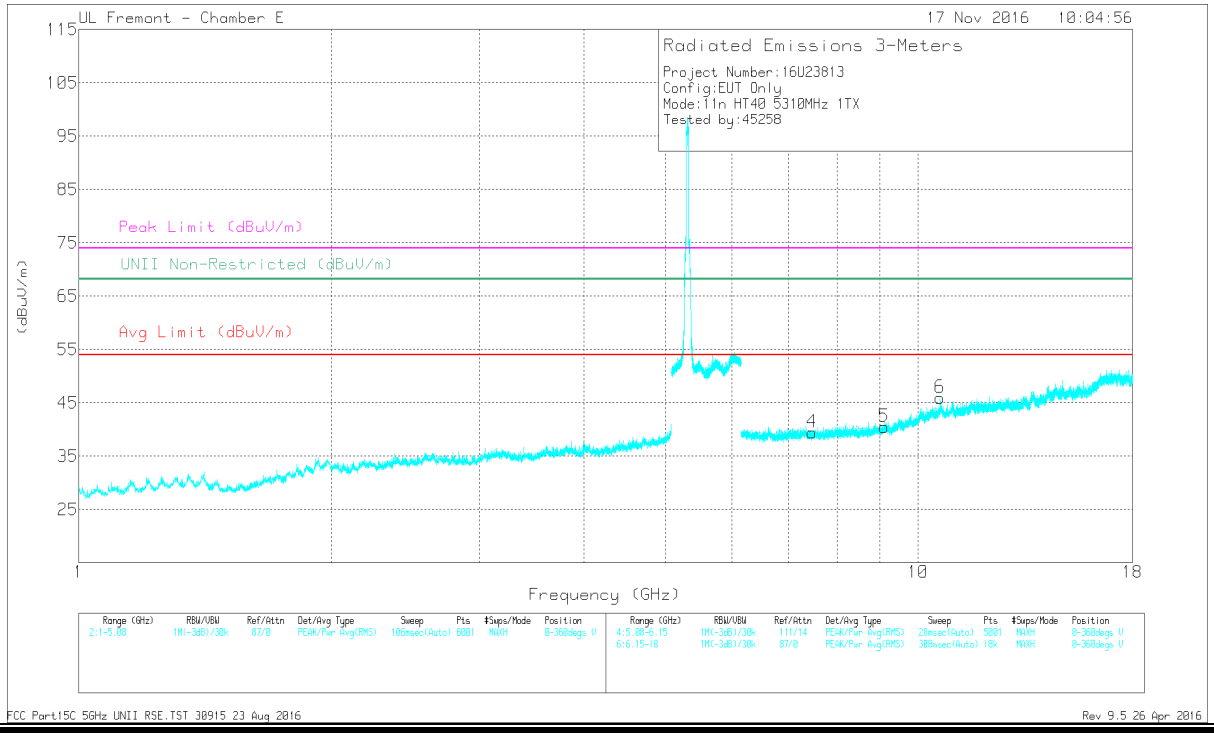

This report shall not be reproduced except in full, without the written approval of UL Verification Services Inc.

Marker	Frequency (GHz)	Meter Reading (dBuV)	Det	AF T711 (dB/m)	Amp/Cbl/Flt r/Pad (dB)	DC Corr (dB)	Corrected Reading (dBuV/m)	Avg Limit (dBuV/m)	Margin (dB)	Peak Limit (dBuV/m)	PK Margin (dB)	UNII Non-Restricted (dBuV/m)	PK Margin (dB)	Azimuth (Degs)	Height (cm)	Polarity
1	* 2.249	41.72	PK-U	31.7	-32.7	0	40.72	-	-	74	-33.28	-	-	276	153	H
	* 2.247	31.56	ADR	31.7	-32.7	.1	30.66	54	-23.34	-	-	-	-	276	153	H
2	* 3.654	40.15	PK-U	33.1	-30.6	0	42.65	-	-	74	-31.35	-	-	318	200	H
	* 3.656	30.08	ADR	33.1	-30.7	.1	32.58	54	-21.42	-	-	-	-	318	200	H
3	* 4.742	40.03	PK-U	34	-29	0	45.03	-	-	74	-28.97	-	-	183	228	H
	* 4.743	29.77	ADR	34	-29	.1	34.87	54	-19.13	-	-	-	-	183	228	H
4	* 7.476	38.58	PK-U	35.5	-27.3	0	46.78	-	-	74	-27.22	-	-	140	202	V
	* 7.478	27.94	ADR	35.5	-27.3	.1	36.24	54	-17.76	-	-	-	-	140	202	V
5	* 9.105	37.22	PK-U	36.2	-25.9	0	47.52	-	-	74	-26.48	-	-	67	250	V
	* 9.106	27.16	ADR	36.2	-25.9	.1	37.56	54	-16.44	-	-	-	-	67	250	V
6	* 10.618	39.06	PK-U	37.9	-24.3	0	52.66	-	-	74	-21.34	-	-	334	119	V
	* 10.618	28.48	ADR	37.9	-24.3	.1	42.18	54	-11.82	-	-	-	-	334	119	V

* - indicates frequency in CFR47 Pt 15 / IC RSS-Restricted Band
PK-U - U-NII: Maximum Peak
ADR - U-NII AD primary method, RMS average

UL VERIFICATION SERVICES INC. FORM NO: CCSUP4701J
47173 BENICIA STREET, FREMONT, CA 94538, USA TEL: (510) 771-1000 FAX: (510) 661-0888
This report shall not be reproduced except in full, without the written approval of UL Verification Services Inc.

9.1.14. 11n HT40 ANTENNA B SISO MODE IN THE 5.3GHz BAND

AUTHORIZED BANDEDGE (HIGH CHANNEL)

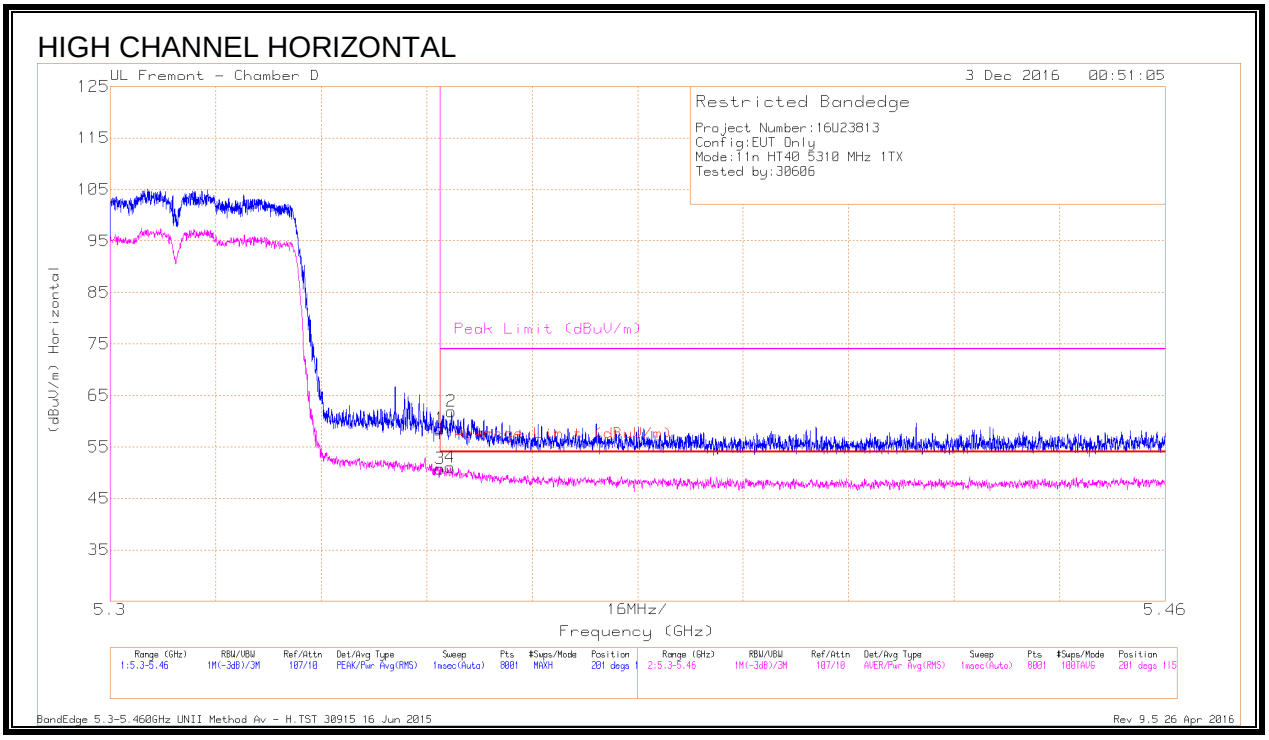

Marker	Frequency (GHz)	Meter Reading (dBuV)	Det	AF T712 (dB/m)	Amp/Cbl/Fltr/Pad (dB)	DC Corr (dB)	Corrected Reading (dBuV/m)	Average Limit (dBuV/m)	Margin (dB)	Peak Limit (dBuV/m)	PK Margin (dB)	Azimuth (Degs)	Height (cm)	Polarity
1	* 5.35	42.65	Pk	34.3	-18.4	0	58.55	-	-	74	-15.45	201	115	H
2	* 5.352	45.98	Pk	34.3	-18.4	0	61.88	-	-	74	-12.12	201	115	H
3	* 5.35	34.78	RMS	34.3	-18.4	.1	50.78	54	-3.22	-	-	201	115	H
4	* 5.352	35.04	RMS	34.3	-18.4	.1	51.04	54	-2.96	-	-	201	115	H

* - indicates frequency in CFR47 Pt 15 / IC RSS-Restricted Band
Pk - Peak detector
RMS - RMS detection

This report shall not be reproduced except in full, without the written approval of UL Verification Services Inc.

HIGH CHANNEL VERTICAL

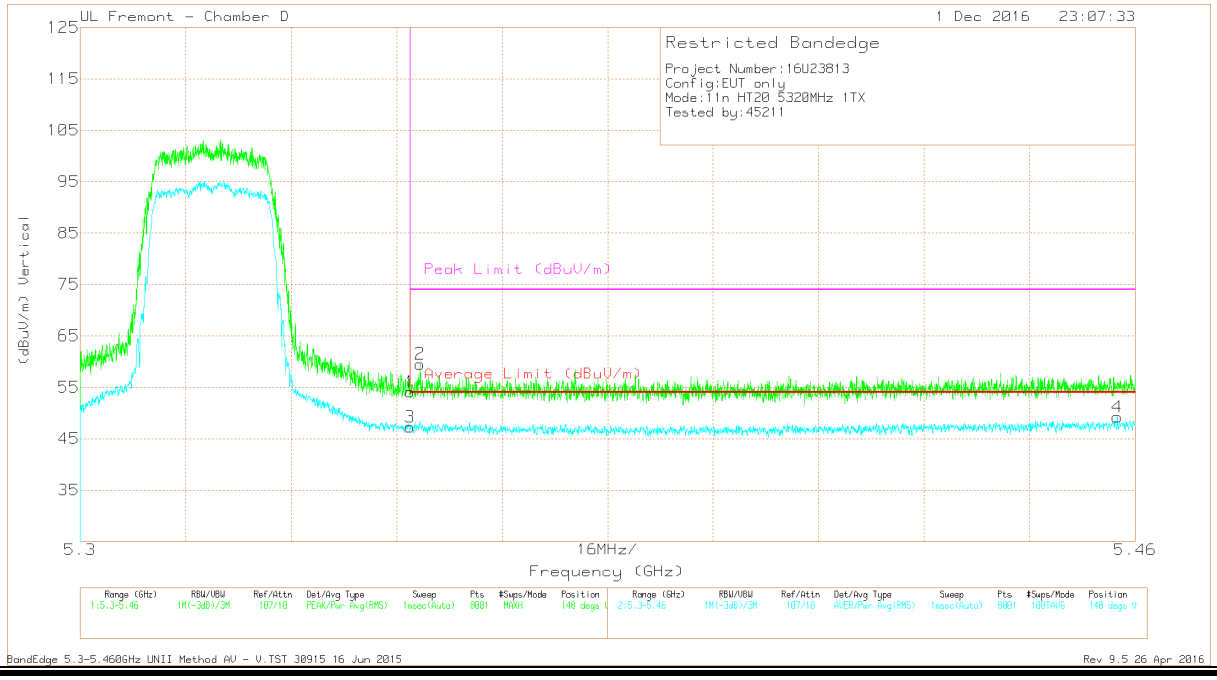

Marker	Frequency (GHz)	Meter Reading (dBuV)	Det	AF T712 (dB/m)	Amp/Cbl/Fltr/ Pad (dB)	DC Corr (dB)	Corrected Reading (dBuV/m)	Average Limit (dBuV/m)	Margin (dB)	Peak Limit (dBuV/m)	PK Margin (dB)	Azimuth (Degs)	Height (cm)	Polarity
1	* 5.35	38.19	Pk	34.3	-18.4	0	54.09	-	-	74	-19.91	148	170	V
2	* 5.352	43.64	Pk	34.3	-18.4	0	59.54	-	-	74	-14.46	148	170	V
3	* 5.35	31.37	RMS	34.3	-18.4	.1	47.37	54	-6.63	-	-	148	170	V
4	* 5.457	32.8	RMS	34.4	-18	.1	49.3	54	-4.7	-	-	148	170	V

* - indicates frequency in CFR47 Pt 15 / IC RSS-Restricted Band
Pk - Peak detector
RMS - RMS detection

UL VERIFICATION SERVICES INC. FORM NO: CCSUP4701J
47173 BENICIA STREET, FREMONT, CA 94538, USA TEL: (510) 771-1000 FAX: (510) 661-0888
This report shall not be reproduced except in full, without the written approval of UL Verification Services Inc.

HARMONICS AND SPURIOUS EMISSIONS

LOW CHANNEL HORIZONTAL

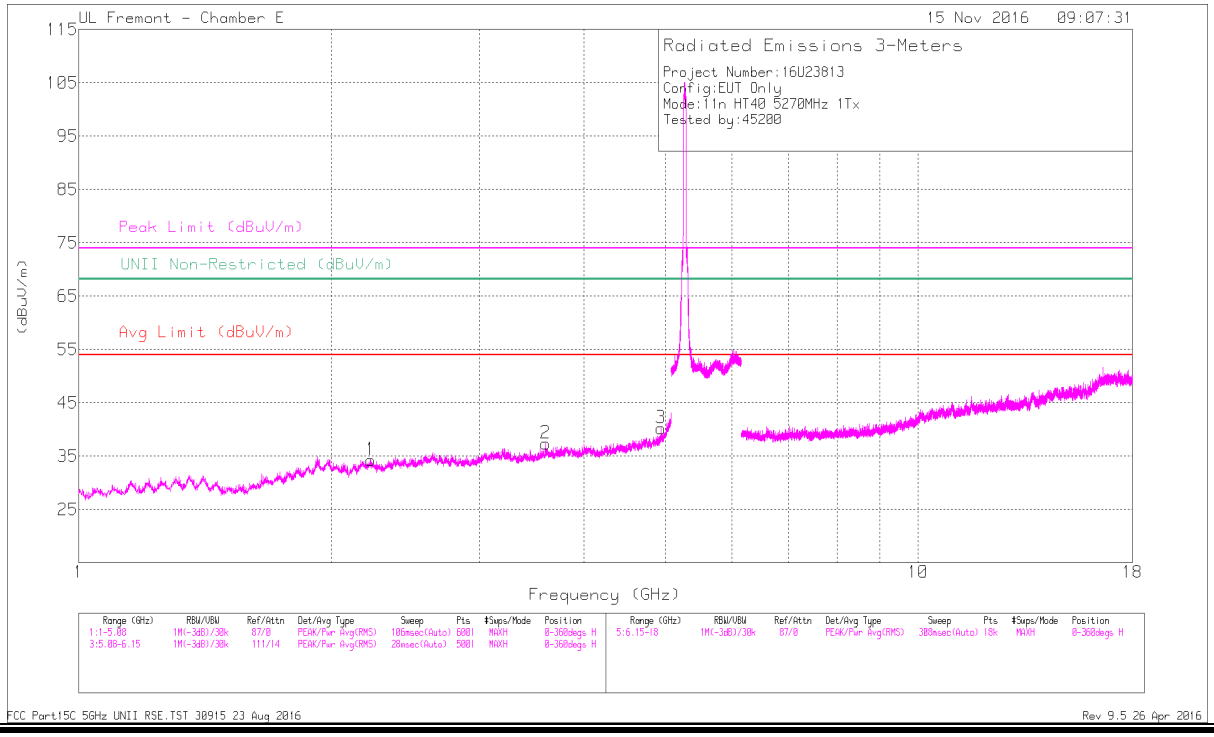

LOW CHANNEL VERTICAL

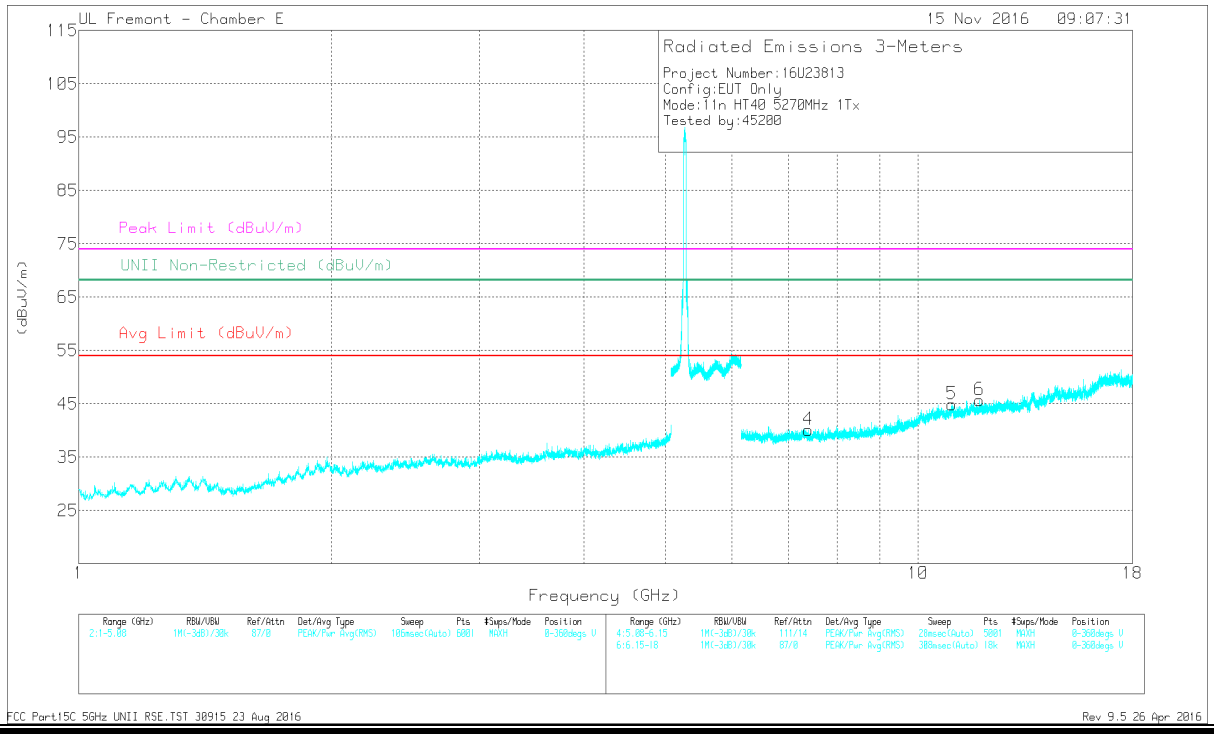

This report shall not be reproduced except in full, without the written approval of UL Verification Services Inc.

Marker	Frequency (GHz)	Meter Reading (dBuV)	Det	AF T711 (dB/m)	Amp/Cbl/Fltr/Pad (dB)	DC Corr (dB)	Corrected Reading (dBuV/m)	Avg Limit (dBuV/m)	Margin (dB)	Peak Limit (dBuV/m)	PK Margin (dB)	UNII Non-Restricted (dBuV/m)	PK Margin (dB)	Azimuth (Degs)	Height (cm)	Polarity
1	* 2.231	42.49	PK-U	31.7	-32.7	0	41.49	-	-	74	-32.51	-	-	253	225	H
	* 2.23	30.92	ADR	31.7	-32.6	.1	30.12	54	-23.88	-	-	-	-	253	225	H
2	* 3.601	40.99	PK-U	33	-30.6	0	43.39	-	-	74	-30.61	-	-	53	171	H
	* 3.6	30.23	ADR	33	-30.6	.1	32.73	54	-21.27	-	-	-	-	53	171	H
3	* 4.941	40.53	PK-U	34	-29.4	0	45.13	-	-	74	-28.87	-	-	302	271	H
	* 4.94	29.94	ADR	34	-29.4	.1	34.64	54	-19.36	-	-	-	-	302	271	H
4	* 7.397	38.75	PK-U	35.6	-27.9	0	46.45	-	-	74	-27.55	-	-	56	113	V
	* 7.399	28.94	ADR	35.6	-27.9	.1	36.74	54	-17.26	-	-	-	-	56	113	V
5	* 10.974	36.44	PK-U	38	-22.1	0	52.34	-	-	74	-21.66	-	-	132	326	V
	* 10.974	25.5	ADR	38	-22.1	.1	41.5	54	-12.5	-	-	-	-	132	326	V
6	* 11.835	36.8	PK-U	38.8	-23.8	0	51.8	-	-	74	-22.2	-	-	312	190	V
	* 11.838	25.7	ADR	38.8	-23.7	.1	40.9	54	-13.1	-	-	-	-	312	190	V

* - indicates frequency in CFR47 Pt 15 / IC RSS-Restricted Band
PK-U - U-NII: Maximum Peak
ADR - U-NII AD primary method, RMS average

UL VERIFICATION SERVICES INC. FORM NO: CCSUP4701J
47173 BENICIA STREET, FREMONT, CA 94538, USA TEL: (510) 771-1000 FAX: (510) 661-0888
This report shall not be reproduced except in full, without the written approval of UL Verification Services Inc.

HIGH CHANNEL HORIZONTAL

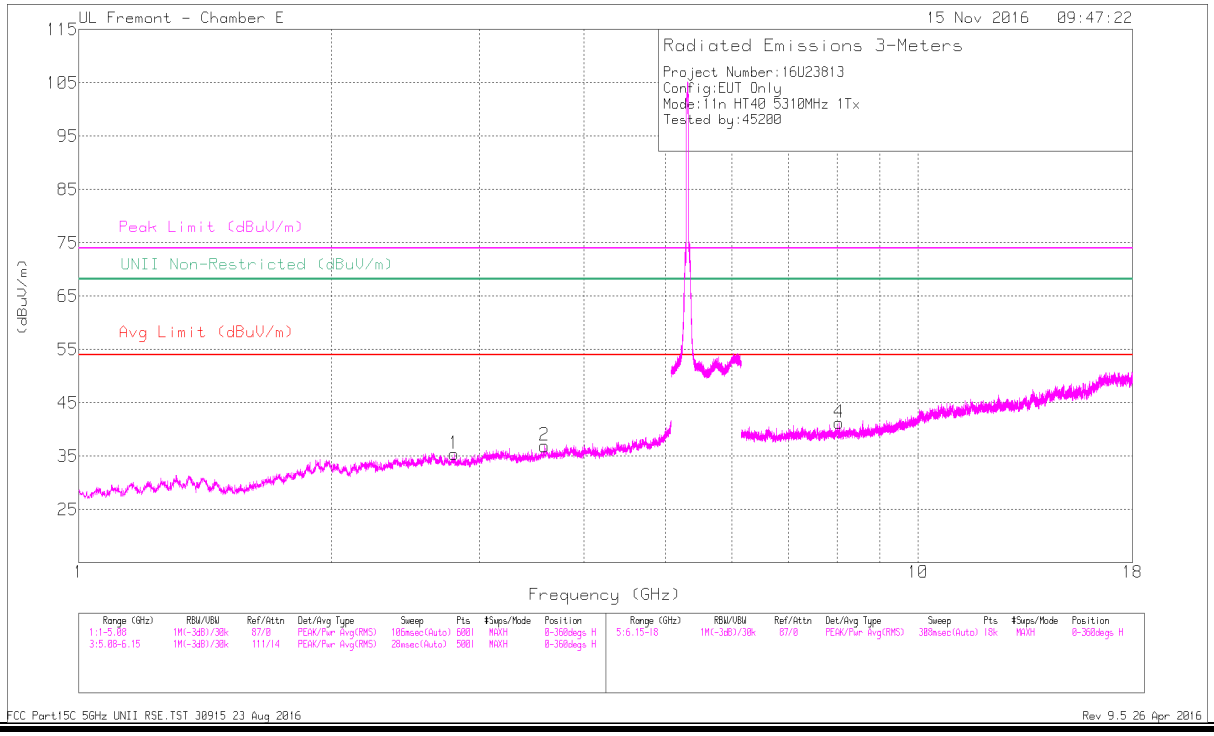

HIGH CHANNEL VERTICAL

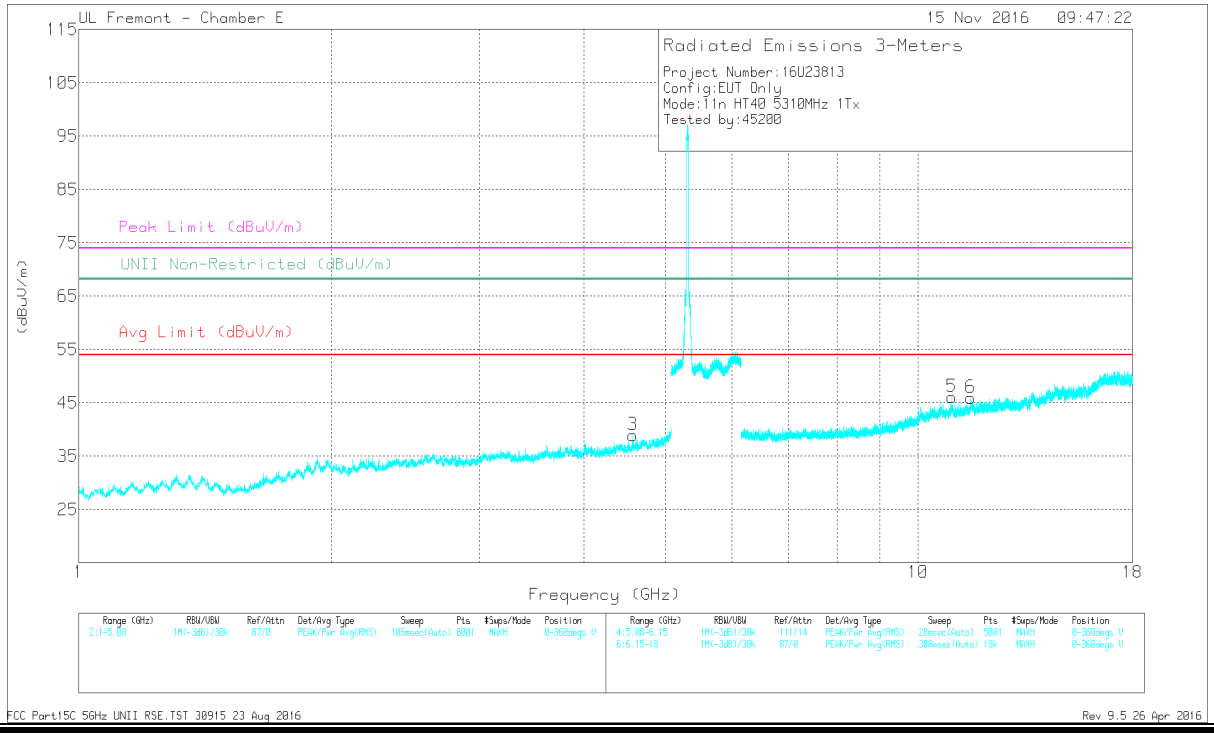

This report shall not be reproduced except in full, without the written approval of UL Verification Services Inc.

Marker	Frequency (GHz)	Meter Reading (dBuV)	Det	AF T711 (dB/m)	Amp/Cbl/Fltr/Pad (dB)	DC Corr (dB)	Corrected Reading (dBuV/m)	Avg Limit (dBuV/m)	Margin (dB)	Peak Limit (dBuV/m)	PK Margin (dB)	UNII Non-Restricted (dBuV/m)	PK Margin (dB)	Azimuth (Degs)	Height (cm)	Polarity
1	* 2.799	41.57	PK-U	32.4	-31.9	0	42.07	-	-	74	-31.93	-	-	30	378	H
	* 2.799	30.21	ADR	32.4	-31.9	.1	30.81	54	-23.19	-	-	-	-	30	378	H
2	* 3.588	40.63	PK-U	33	-30.6	0	43.03	-	-	74	-30.97	-	-	319	251	H
	* 3.588	29.42	ADR	33	-30.6	.1	31.92	54	-22.08	-	-	-	-	319	251	H
3	* 4.568	39.81	PK-U	33.8	-29.2	0	44.41	-	-	74	-29.59	-	-	280	285	V
	* 4.57	28.76	ADR	33.8	-29.2	.1	33.46	54	-20.54	-	-	-	-	280	285	V
4	* 8.047	38.08	PK-U	35.7	-26.8	0	46.98	-	-	74	-27.02	-	-	182	382	H
	* 8.049	27.13	ADR	35.7	-26.9	.1	36.03	54	-17.97	-	-	-	-	182	382	H
5	* 10.959	35.1	PK-U	38	-22.7	0	50.4	-	-	74	-23.6	-	-	264	378	V
	* 10.961	25.32	ADR	38	-22.6	.1	40.82	54	-13.18	-	-	-	-	264	378	V
6	* 11.555	36.94	PK-U	38.4	-22.2	0	53.14	-	-	74	-20.86	-	-	310	364	V
	* 11.554	24.78	ADR	38.4	-22.3	.1	40.98	54	-13.02	-	-	-	-	310	364	V

* - indicates frequency in CFR47 Pt 15 / IC RSS-Restricted Band
PK-U - U-NII: Maximum Peak
ADR - U-NII AD primary method, RMS average

This report shall not be reproduced except in full, without the written approval of UL Verification Services Inc.

11n HT40 2TX CDD MIMO MODE IN THE 5.3GHz BAND
AUTHORIZED BANDEDGE (HIGH CHANNEL)

HIGH CHANNEL HORIZONTAL

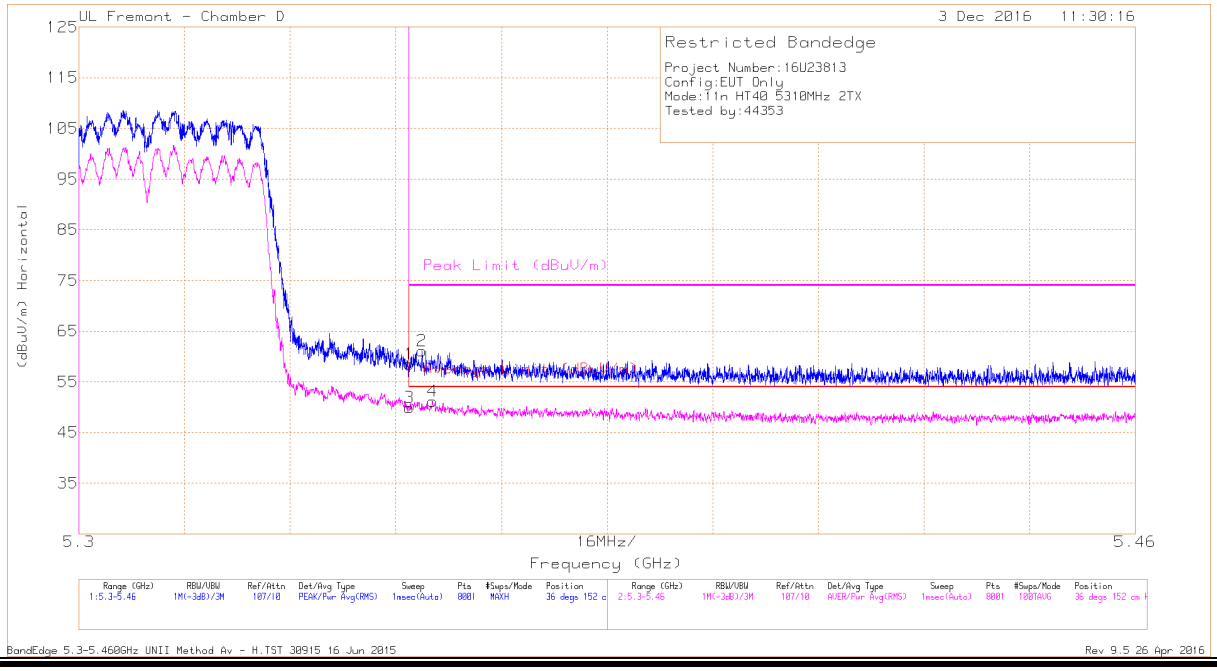

Marker	Frequency (GHz)	Meter Reading (dBuV)	Det	AF T712 (dB/m)	Amp/Cbl/Fltr/Pad (dB)	DC Corr (dB)	Corrected Reading (dBuV/m)	Average Limit (dBuV/m)	Margin (dB)	Peak Limit (dBuV/m)	PK Margin (dB)	Azimuth (Degs)	Height (cm)	Polarity
1	* 5.35	42.64	Pk	34.3	-18.4	0	58.54	-	-	74	-15.46	36	152	H
2	* 5.352	45.23	Pk	34.3	-18.4	0	61.13	-	-	74	-12.87	36	152	H
3	* 5.35	34.03	RMS	34.3	-18.4	.1	50.03	54	-3.97	-	-	36	152	H
4	* 5.354	35.28	RMS	34.3	-18.4	.1	51.28	54	-2.72	-	-	36	152	H

* - indicates frequency in CFR47 Pt 15 / IC RSS-Restricted Band
Pk - Peak detector
RMS - RMS detection

UL VERIFICATION SERVICES INC. FORM NO: CCSUP4701J
47173 BENICIA STREET, FREMONT, CA 94538, USA TEL: (510) 771-1000 FAX: (510) 661-0888
This report shall not be reproduced except in full, without the written approval of UL Verification Services Inc.

HIGH CHANNEL VERTICAL

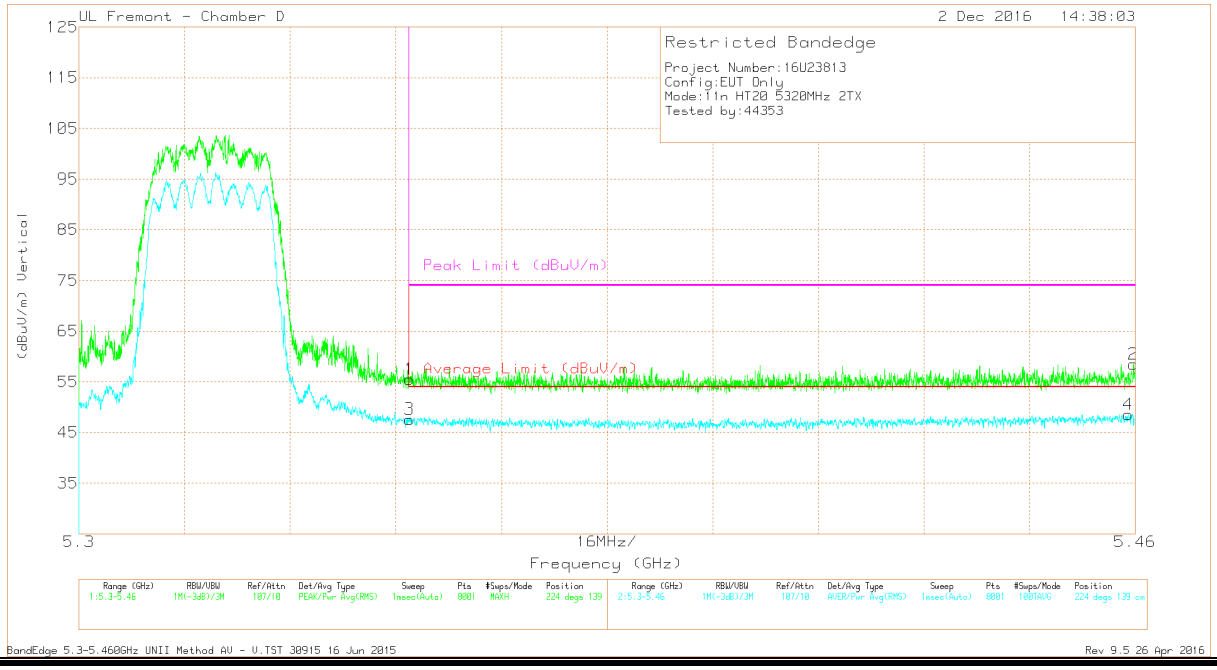

Marker	Frequency (GHz)	Meter Reading (dBuV)	Det	AF T712 (dB/m)	Amp/Cbl/Fltr /Pad (dB)	DC Corr (dB)	Corrected Reading (dBuV/m)	Average Limit (dBuV/m)	Margin (dB)	Peak Limit (dBuV/m)	PK Margin (dB)	Azimuth (Degs)	Height (cm)	Polarity
1	* 5.35	39.58	Pk	34.3	-18.4	0	55.48	-	-	74	-18.52	224	139	V
2	* 5.46	41.99	Pk	34.4	-17.9	0	58.49	-	-	74	-15.51	224	139	V
3	* 5.35	31.72	RMS	34.3	-18.4	.1	47.72	54	-6.28	-	-	224	139	V
4	* 5.459	32.19	RMS	34.4	-18	.1	48.69	54	-5.31	-	-	224	139	V

* - indicates frequency in CFR47 Pt 15 / IC RSS-Restricted Band
Pk - Peak detector
RMS - RMS detection

UL VERIFICATION SERVICES INC. FORM NO: CCSUP4701J
47173 BENICIA STREET, FREMONT, CA 94538, USA TEL: (510) 771-1000 FAX: (510) 661-0888
This report shall not be reproduced except in full, without the written approval of UL Verification Services Inc.

HARMONICS AND SPURIOUS EMISSIONS

LOW CHANNEL HORIZONTAL

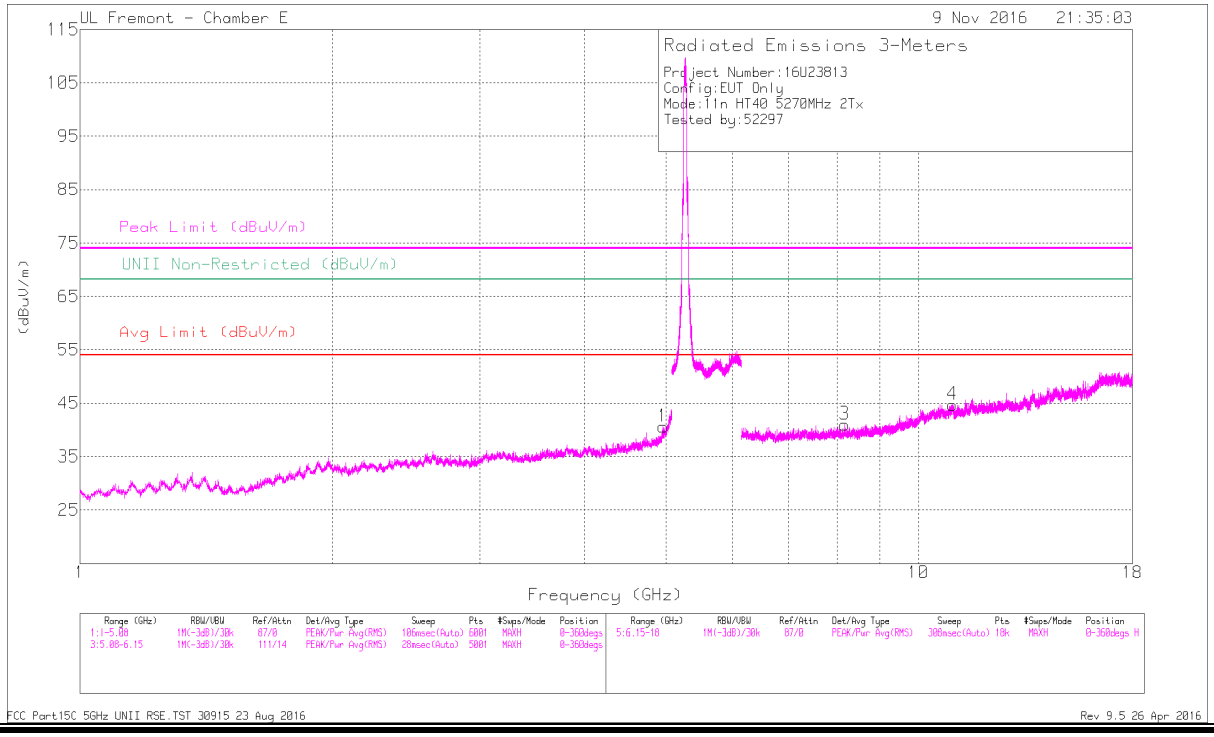

LOW CHANNEL VERTICAL

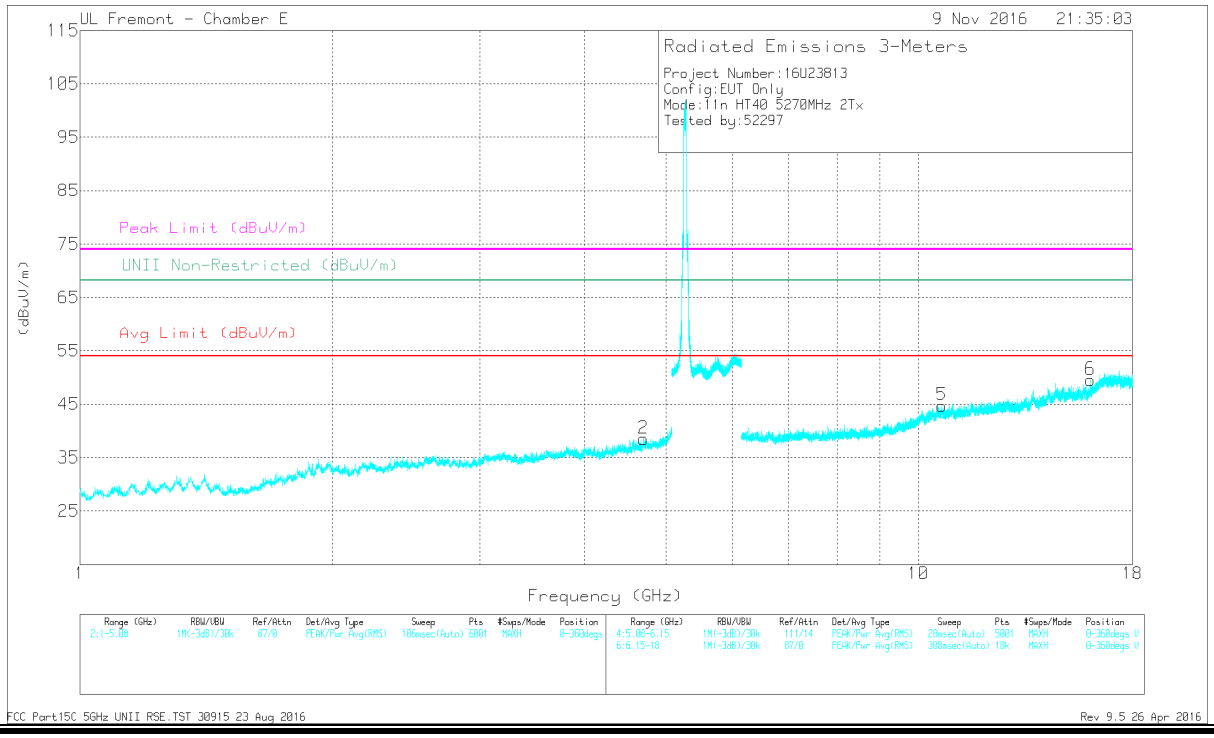

This report shall not be reproduced except in full, without the written approval of UL Verification Services Inc.

Marker	Frequency (GHz)	Meter Reading (dBuV)	Det	AF T711 (dB/m)	Amp/Cbl/Fltr/Pad (dB)	DC Corr (dB)	Corrected Reading (dBuV/m)	Avg Limit (dBuV/m)	Margin (dB)	Peak Limit (dBuV/m)	PK Margin (dB)	UNII Non-Restricted (dBuV/m)	PK Margin (dB)	Azimuth (Degs)	Height (cm)	Polarity
1	* 4.962	44.15	PK-U	34	-29.5	0	48.65	-	-	74	-25.35	-	-	84	135	H
	* 4.961	32.41	ADR	34	-29.5	.1	37.01	54	-16.99	-	-	-	-	84	135	H
2	* 4.699	40.1	PK-U	34	-29	0	45.1	-	-	74	-28.9	-	-	96	164	V
	* 4.7	29.34	ADR	34	-29	.1	34.44	54	-19.56	-	-	-	-	96	164	V
3	* 8.166	37.09	PK-U	35.7	-26.5	0	46.29	-	-	74	-27.71	-	-	164	209	H
	* 8.166	27.39	ADR	35.7	-26.5	.1	36.69	54	-17.31	-	-	-	-	164	209	H
4	* 10.981	36.08	PK-U	38	-22.1	0	51.98	-	-	74	-22.02	-	-	142	229	H
	* 10.983	25.39	ADR	38	-22.1	.1	41.39	54	-12.61	-	-	-	-	142	229	H
5	* 10.659	36.35	PK-U	37.9	-22.9	0	51.35	-	-	74	-22.65	-	-	114	194	V
	* 10.658	25.88	ADR	37.9	-22.9	.1	40.98	54	-13.02	-	-	-	-	114	194	V
6	* 16.045	37.36	PK-U	40.8	-23.4	0	54.76	-	-	74	-19.24	-	-	229	283	V
	* 16.043	27.7	ADR	40.8	-23.5	.1	45.1	54	-8.9	-	-	-	-	229	283	V

* - indicates frequency in CFR47 Pt 15 / IC RSS-Restricted Band
PK-U - U-NII: Maximum Peak
ADR - U-NII AD primary method, RMS average

This report shall not be reproduced except in full, without the written approval of UL Verification Services Inc.

HIGH CHANNEL HORIZONTAL

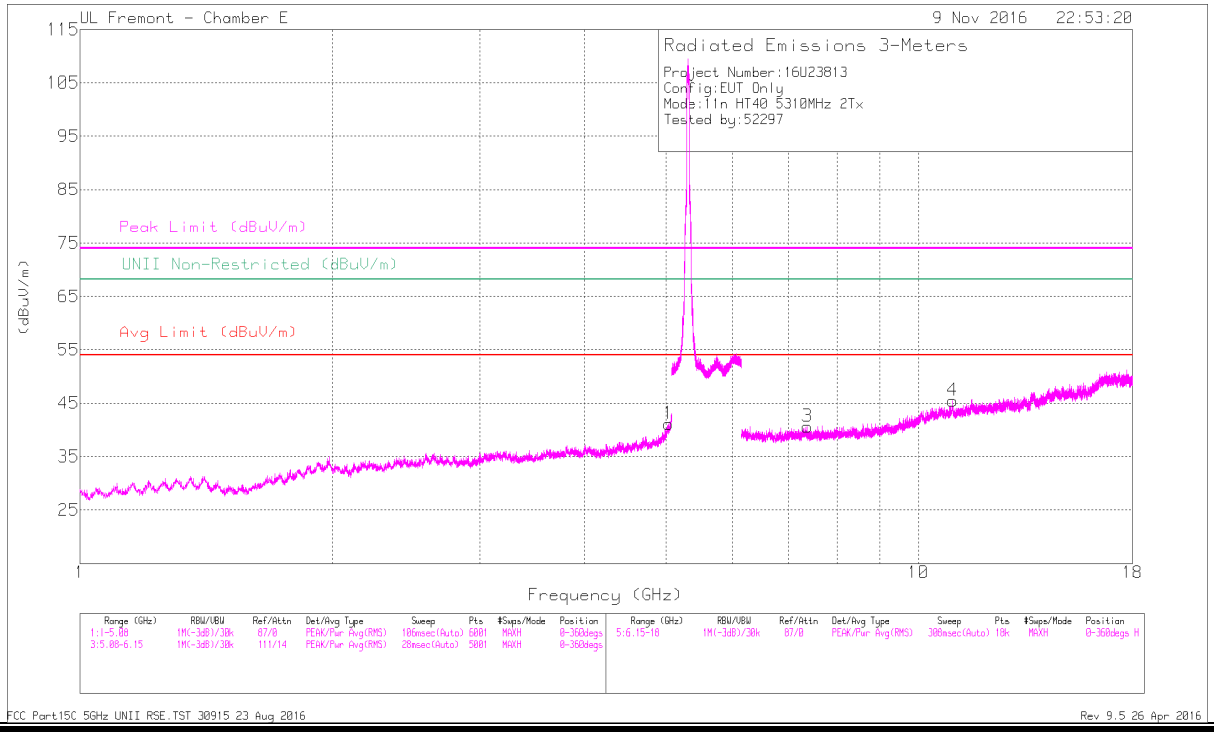

HIGH CHANNEL VERTICAL

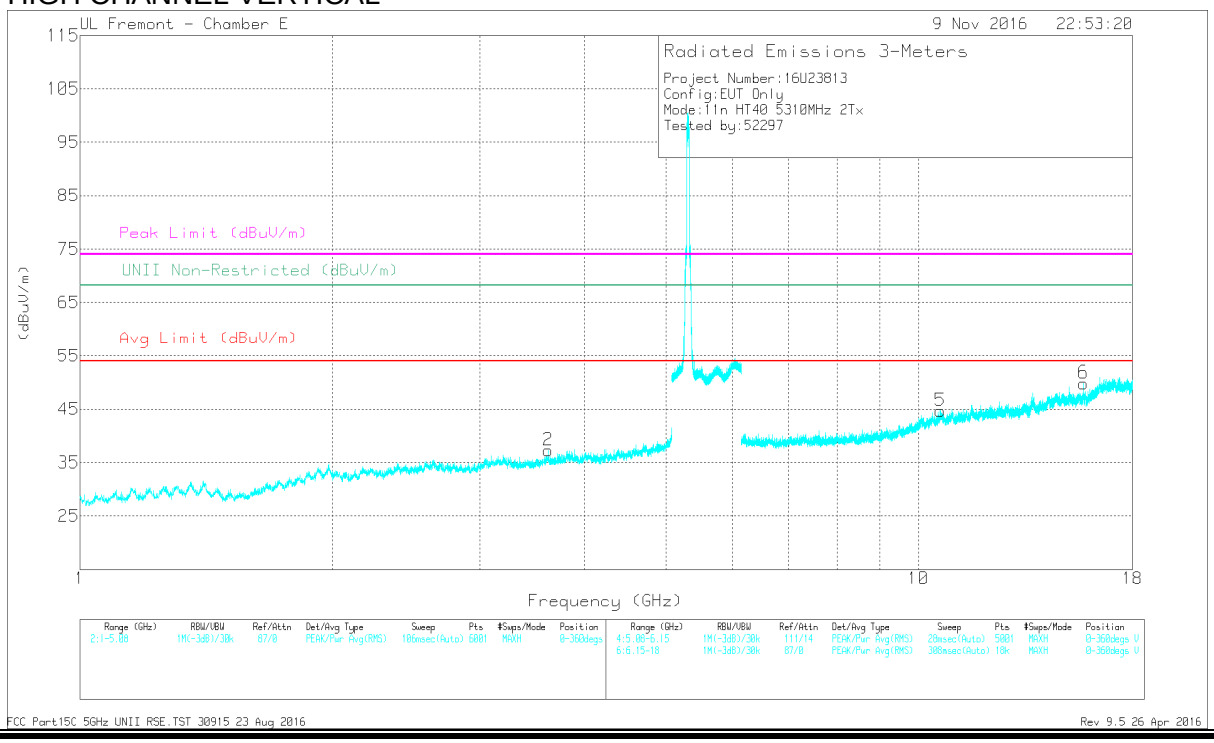

UL VERIFICATION SERVICES INC. FORM NO: CCSUP4701J
47173 BENICIA STREET, FREMONT, CA 94538, USA TEL: (510) 771-1000 FAX: (510) 661-0888
This report shall not be reproduced except in full, without the written approval of UL Verification Services Inc.

Marker	Frequency (GHz)	Meter Reading (dBuV)	Det	AF T711 (dB/m)	Amp/Cbl/Fltr/Pad (dB)	DC Corr (dB)	Corrected Reading (dBuV/m)	Avg Limit (dBuV/m)	Margin (dB)	Peak Limit (dBuV/m)	PK Margin (dB)	UNII Non-Restricted (dBuV/m)	PK Margin (dB)	Azimuth (Degs)	Height (cm)	Polarity
1	* 5.033	39.66	PK-U	34	-28.3	0	45.36	-	-	74	-28.64	-	-	184	210	H
	* 5.031	29.81	ADR	34	-28.4	.1	35.51	54	-18.49	-	-	-	-	184	210	H
2	* 3.621	40.41	PK-U	33	-30.6	0	42.81	-	-	74	-31.19	-	-	163	150	V
	* 3.619	30.19	ADR	33	-30.5	.1	32.79	54	-21.21	-	-	-	-	163	150	V
3	* 7.373	38.22	PK-U	35.6	-27.8	0	46.02	-	-	74	-27.98	-	-	98	114	H
	* 7.372	28.44	ADR	35.6	-27.8	.1	36.34	54	-17.66	-	-	-	-	98	114	H
4	* 10.99	35.12	PK-U	38	-22.2	0	50.92	-	-	74	-23.08	-	-	182	225	H
	* 10.989	25.5	ADR	38	-22.1	.1	41.5	54	-12.5	-	-	-	-	182	225	H
5	* 10.619	38.53	PK-U	37.9	-24.2	0	52.23	-	-	74	-21.77	-	-	322	135	V
	* 10.62	28.32	ADR	37.9	-24.2	.1	42.12	54	-11.88	-	-	-	-	322	135	V
6	* 15.742	36.57	PK-U	40.5	-21.9	0	55.17	-	-	74	-18.83	-	-	277	152	V
	* 15.744	26.93	ADR	40.5	-22.2	.1	45.33	54	-8.67	-	-	-	-	277	152	V

* - indicates frequency in CFR47 Pt 15 / IC RSS-Restricted Band
PK-U - U-NII: Maximum Peak
ADR - U-NII AD primary method, RMS average

This report shall not be reproduced except in full, without the written approval of UL Verification Services Inc.

9.1.15. 11ac HT80 ANTENNA A SISO MODE IN THE 5.3GHz BAND

AUTHORIZED BANDEDGE (HIGH CHANNEL)

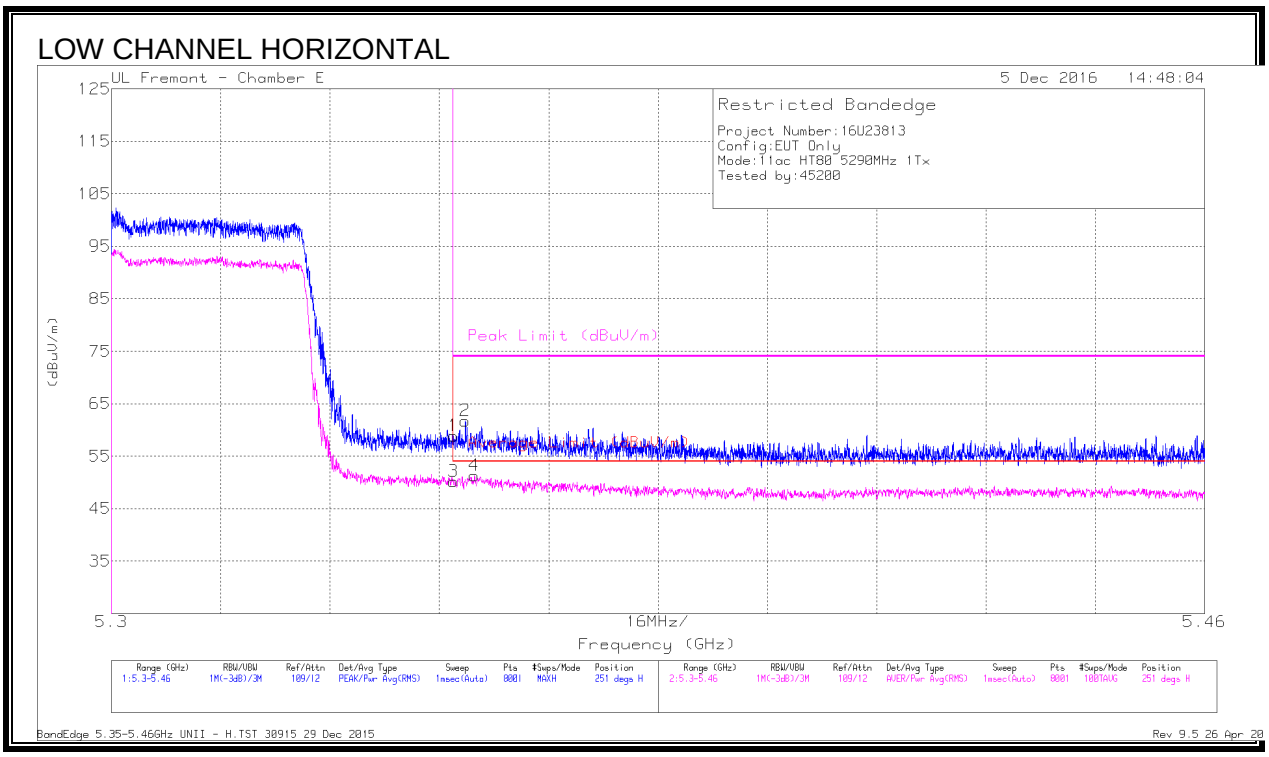

Marker	Frequency (GHz)	Meter Reading (dBuV)	Det	AF T712 (dB/m)	Amp/Cbl/Fltr/ Pad (dB)	DC Corr (dB)	Corrected Reading (dBuV/m)	Average Limit (dBuV/m)	Margin (dB)	Peak Limit (dBuV/m)	PK Margin (dB)	Azimuth (Degs)	Height (cm)	Polarity
1	* 5.35	43.74	Pk	34.4	-19.3	0	58.84	-	-	74	-15.16	251	106	H
2	* 5.352	46.64	Pk	34.4	-19.3	0	61.74	-	-	74	-12.26	251	106	H
3	* 5.35	34.85	RMS	34.4	-19.3	.19	50.14	54	-3.86	-	-	251	106	H
4	* 5.353	36.03	RMS	34.4	-19.3	.19	51.32	54	-2.68	-	-	251	106	H

* - indicates frequency in CFR47 Pt 15 / IC RSS-Restricted Band
Pk - Peak detector
RMS - RMS detection

This report shall not be reproduced except in full, without the written approval of UL Verification Services Inc.

LOW CHANNEL VERTICAL

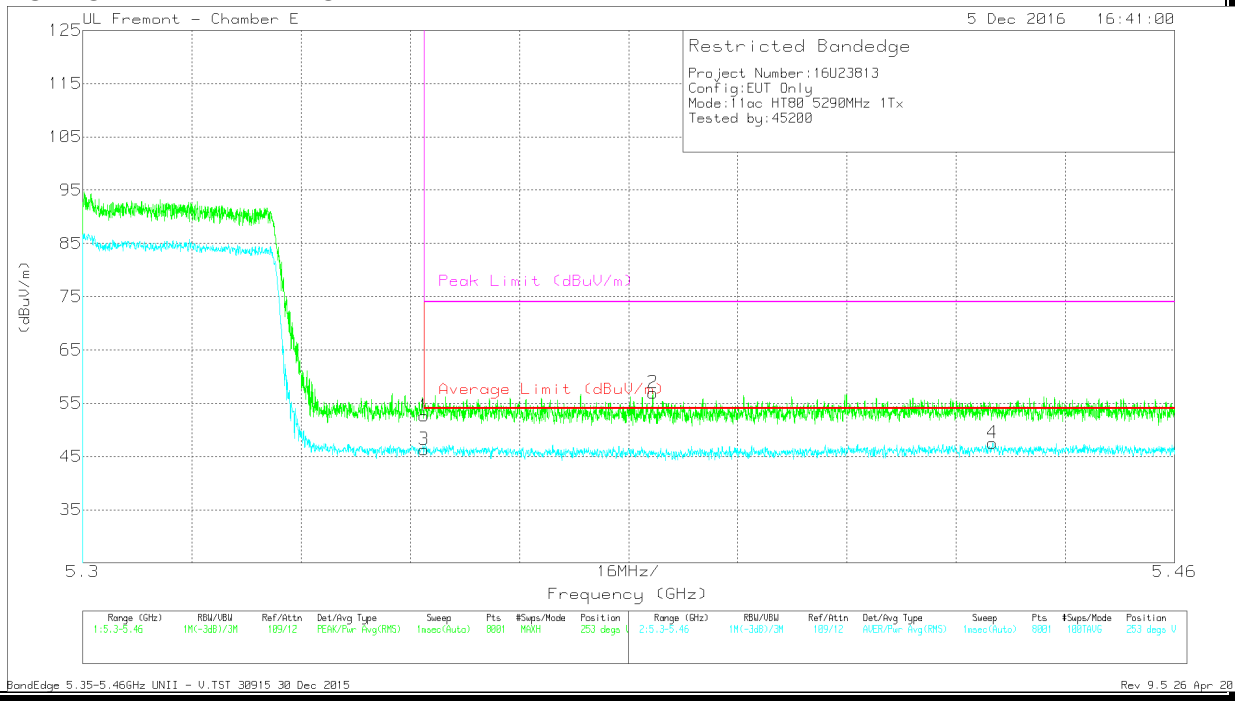

Marker	Frequency (GHz)	Meter Reading (dBuV)	Det	AF T712 (dB/m)	Amp/Cbl/Fltr/Pad (dB)	DC Corr (dB)	Corrected Reading (dBuV/m)	Average Limit (dBuV/m)	Margin (dB)	Peak Limit (dBuV/m)	PK Margin (dB)	Azimuth (Degs)	Height (cm)	Polarity
1	* 5.35	37.56	Pk	34.4	-19.3	0	52.66	-	-	74	-21.34	253	103	V
2	* 5.384	41.85	Pk	34.4	-19.3	0	56.95	-	-	74	-17.05	253	103	V
3	* 5.35	31.02	RMS	34.4	-19.3	.19	46.31	54	-7.69	-	-	253	103	V
4	* 5.433	32.26	RMS	34.4	-19.3	.19	47.55	54	-6.45	-	-	253	103	V

* - indicates frequency in CFR47 Pt 15 / IC RSS-Restricted Band
Pk - Peak detector
RMS - RMS detection

This report shall not be reproduced except in full, without the written approval of UL Verification Services Inc.

HARMONICS AND SPURIOUS EMISSIONS

LOW CHANNEL HORIZONTAL

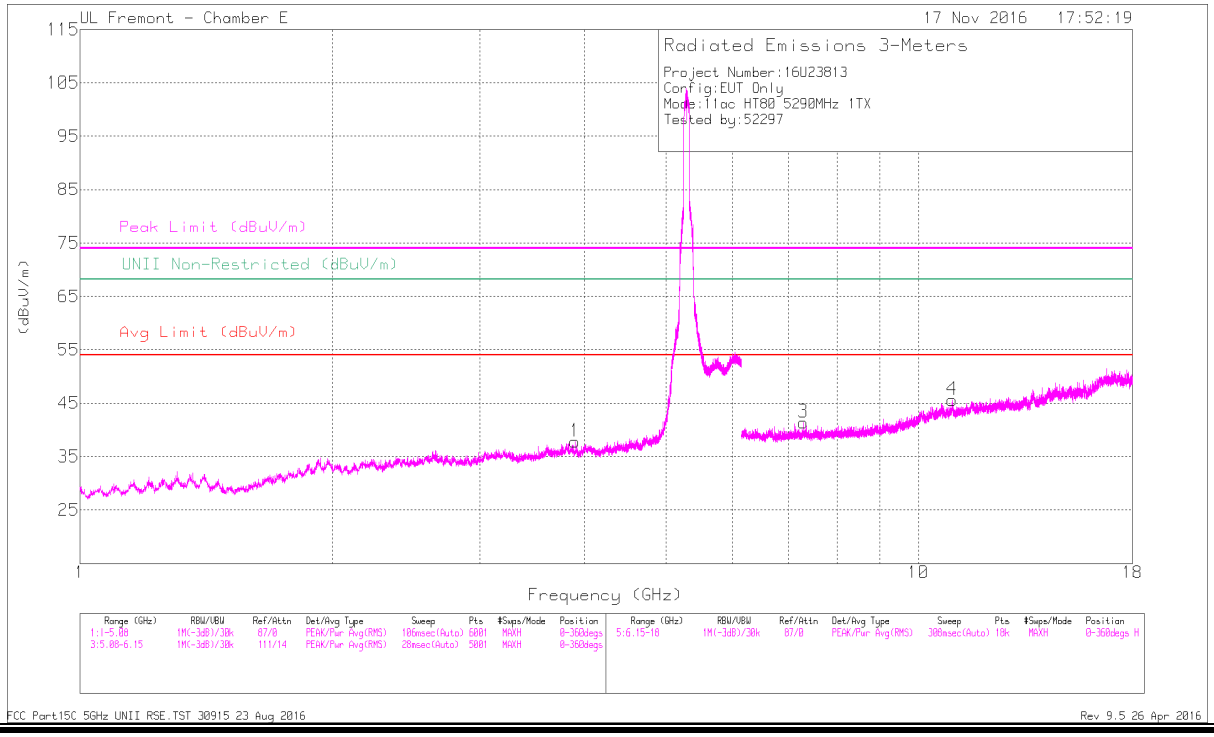

LOW CHANNEL VERTICAL

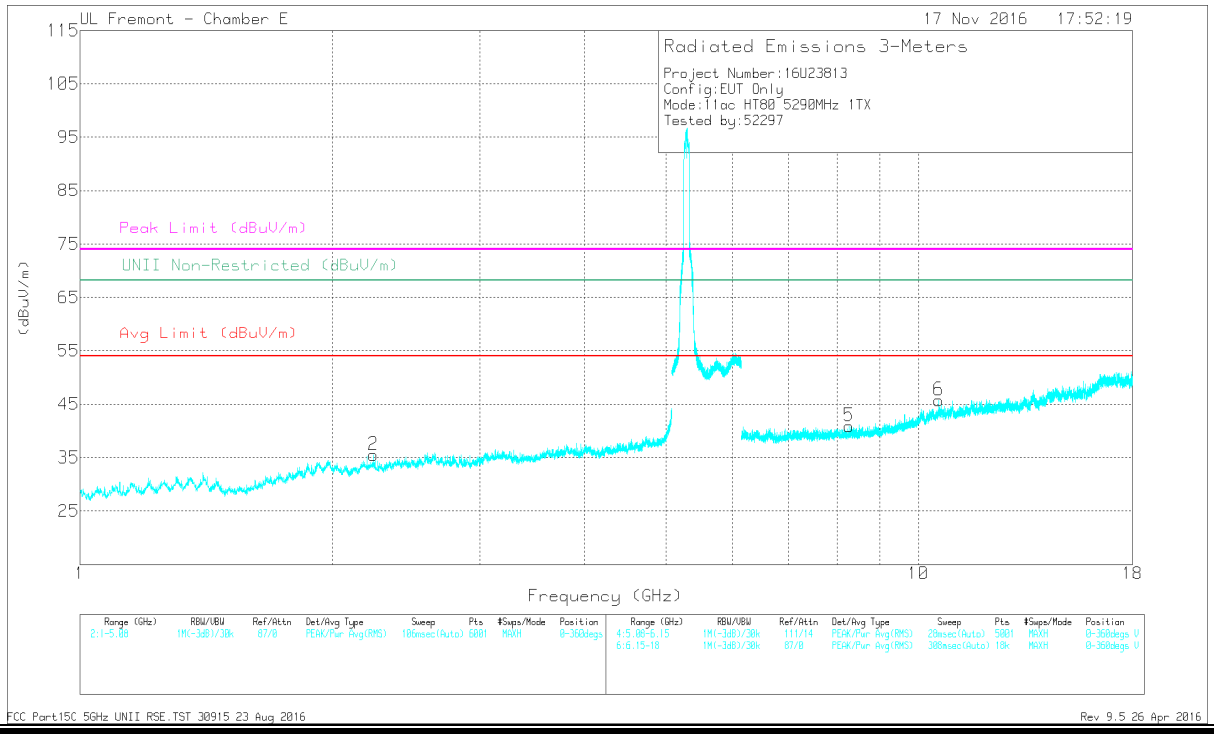

This report shall not be reproduced except in full, without the written approval of UL Verification Services Inc.

Marker	Frequency (GHz)	Meter Reading (dBuV)	Det	AF T711 (dB/m)	Amp/Cbl/Fltr/Pad (dB)	DC Corr (dB)	Corrected Reading (dBuV/m)	Avg Limit (dBuV/m)	Margin (dB)	Peak Limit (dBuV/m)	PK Margin (dB)	UNII Non-Restricted (dBuV/m)	PK Margin (dB)	Azimuth (Degs)	Height (cm)	Polarity
1	* 3.893	40.2	PK-U	33.3	-30.5	0	43	-	-	74	-31	-	-	308	112	H
	* 3.895	29.56	ADR	33.3	-30.5	.19	32.55	54	-21.45	-	-	-	-	308	112	H
2	* 2.237	42.2	PK-U	31.7	-32.4	0	41.5	-	-	74	-32.5	-	-	189	222	V
	* 2.237	30.86	ADR	31.7	-32.5	.19	30.25	54	-23.75	-	-	-	-	189	222	V
3	* 7.29	38.05	PK-U	35.6	-26.3	0	47.35	-	-	74	-26.65	-	-	78	197	H
	* 7.292	26.66	ADR	35.6	-26.2	.19	36.25	54	-17.75	-	-	-	-	78	197	H
4	* 10.97	35.95	PK-U	38	-22.3	0	51.65	-	-	74	-22.35	-	-	57	198	H
	* 10.971	24.79	ADR	38	-22.3	.19	40.68	54	-13.32	-	-	-	-	57	198	H
5	* 8.265	38.81	PK-U	35.7	-26.7	0	47.81	-	-	74	-26.19	-	-	264	379	V
	* 8.268	27.09	ADR	35.7	-26.6	.19	36.38	54	-17.62	-	-	-	-	264	379	V
6	10.58	38.17	PK-U	37.9	-24.1	0	51.97	-	-	-	-	68.2	-16.23	152	115	V

* - indicates frequency in CFR47 Pt 15 / IC RSS-Restricted Band
PK-U - U-NII: Maximum Peak
ADR - U-NII AD primary method, RMS average

UL VERIFICATION SERVICES INC. FORM NO: CCSUP4701J
47173 BENICIA STREET, FREMONT, CA 94538, USA TEL: (510) 771-1000 FAX: (510) 661-0888
This report shall not be reproduced except in full, without the written approval of UL Verification Services Inc.

9.1.16. 11ac HT80 ANTENNA B SISO MODE IN THE 5.3GHz BAND

AUTHORIZED BANDEDGE (HIGH CHANNEL)

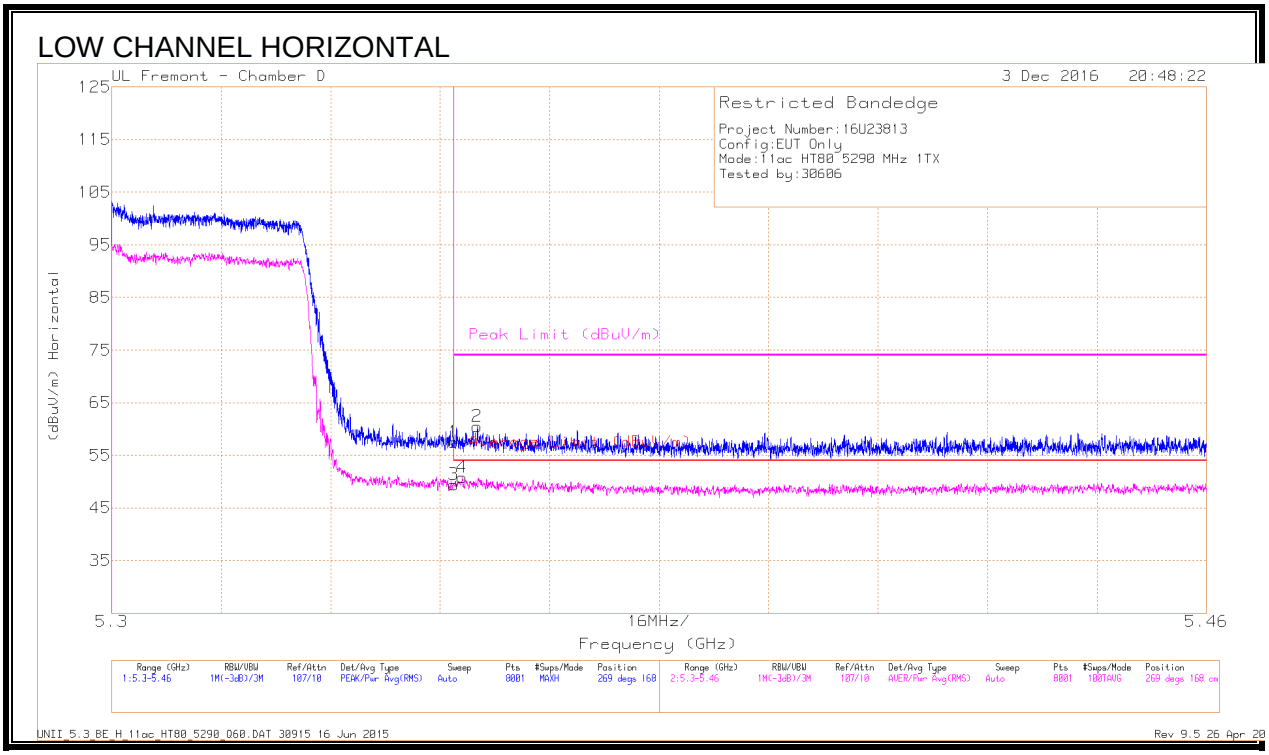

Marker	Frequency (GHz)	Meter Reading (dBuV)	Det	AF T712 (dB/m)	Amp/Cbl/Fltr/ Pad (dB)	DC Corr (dB)	Corrected Reading (dBuV/m)	Average Limit (dBuV/m)	Margin (dB)	Peak Limit (dBuV/m)	PK Margin (dB)	Azimuth (Degs)	Height (cm)	Polarity
1	* 5.35	41.62	Pk	34.3	-18.4	0	57.52	-	-	74	-16.48	269	168	H
2	* 5.353	44.53	Pk	34.3	-18.4	0	60.43	-	-	74	-13.57	269	168	H
3	* 5.35	33.34	RMS	34.3	-18.4	.19	49.43	54	-4.57	-	-	269	168	H
4	* 5.351	34.72	RMS	34.3	-18.4	.19	50.81	54	-3.19	-	-	269	168	H

* - indicates frequency in CFR47 Pt 15 / IC RSS-Restricted Band
Pk - Peak detector
RMS - RMS detection

This report shall not be reproduced except in full, without the written approval of UL Verification Services Inc.

LOW CHANNEL VERTICAL

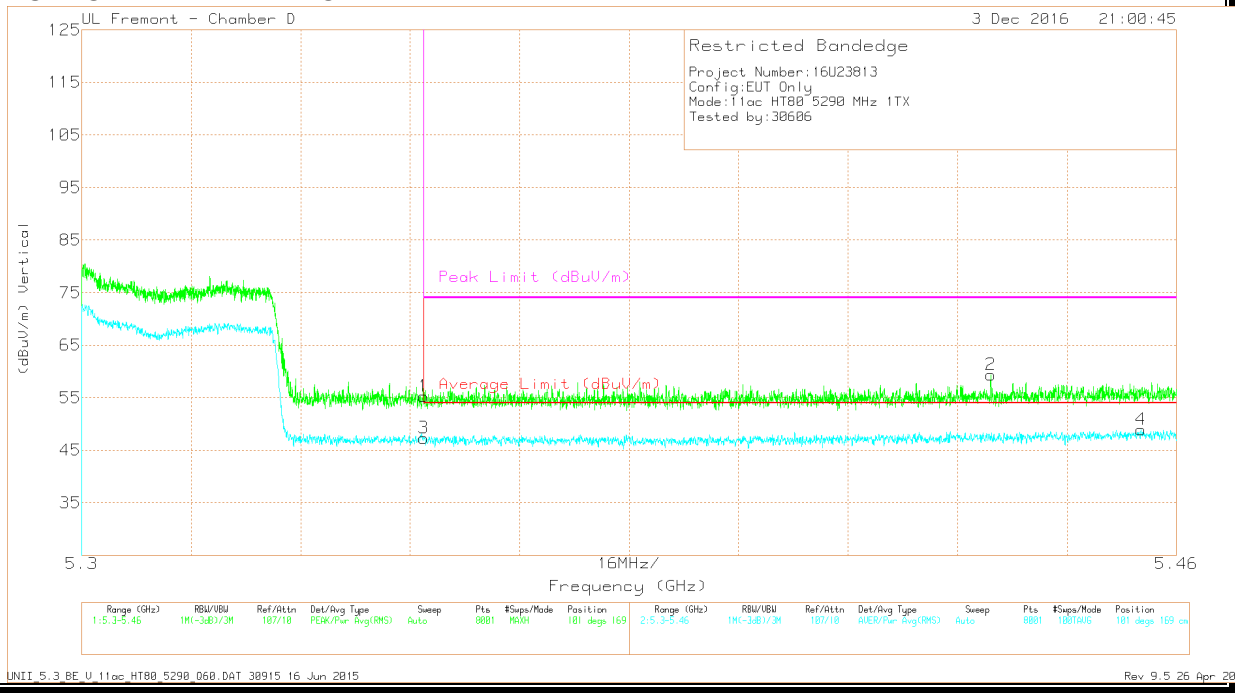

Marker	Frequency (GHz)	Meter Reading (dBuV)	Det	AF T712 (dB/m)	Amp/Cbl/Fltr/ Pad (dB)	DC Corr (dB)	Corrected Reading (dBuV/m)	Average Limit (dBuV/m)	Margin (dB)	Peak Limit (dBuV/m)	PK Margin (dB)	Azimuth (Degs)	Height (cm)	Polarity
1	* 5.35	39.35	Pk	34.3	-18.4	0	55.25	-	-	74	-18.75	101	169	V
2	* 5.433	43.01	Pk	34.4	-18.1	0	59.31	-	-	74	-14.69	101	169	V
3	* 5.35	31.26	RMS	34.3	-18.4	.19	47.35	54	-6.65	-	-	101	169	V
4	* 5.455	32.3	RMS	34.4	-18	.19	48.89	54	-5.11	-	-	101	169	V

* - indicates frequency in CFR47 Pt 15 / IC RSS-Restricted Band
Pk - Peak detector
RMS - RMS detection

UL VERIFICATION SERVICES INC. FORM NO: CCSUP4701J
47173 BENICIA STREET, FREMONT, CA 94538, USA TEL: (510) 771-1000 FAX: (510) 661-0888
This report shall not be reproduced except in full, without the written approval of UL Verification Services Inc.

HARMONICS AND SPURIOUS EMISSIONS

LOW CHANNEL HORIZONTAL

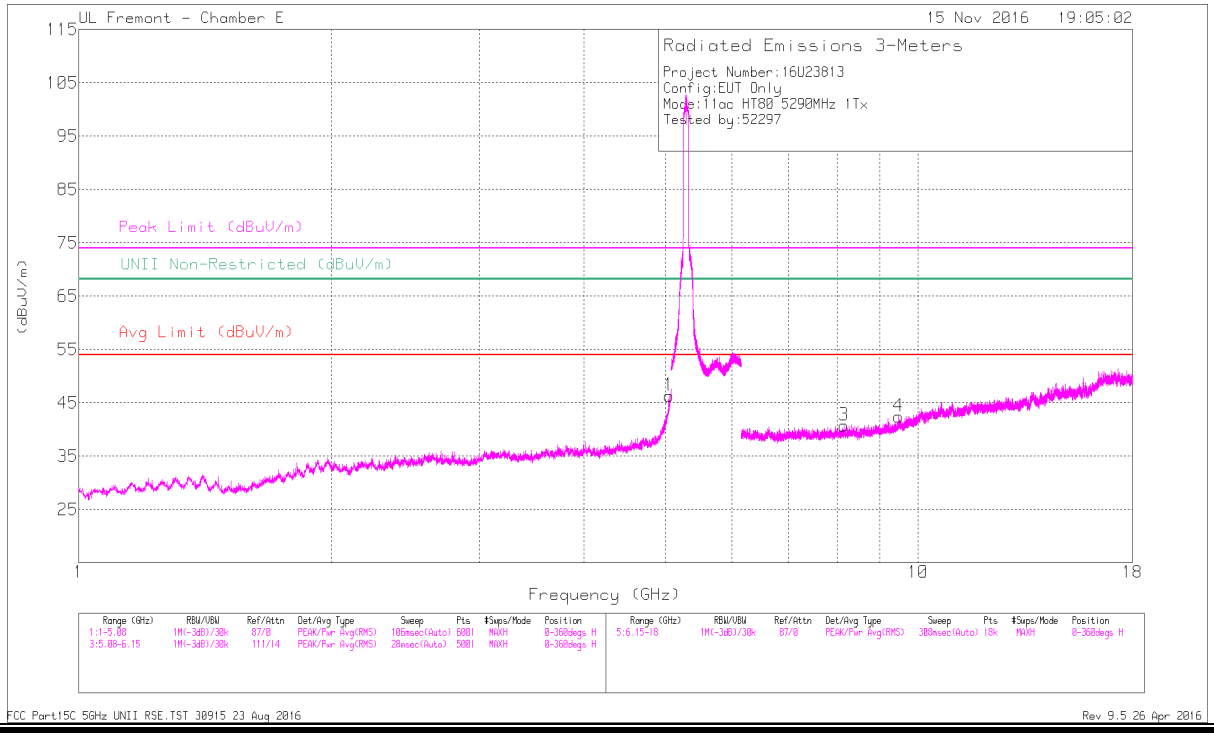

LOW CHANNEL VERTICAL

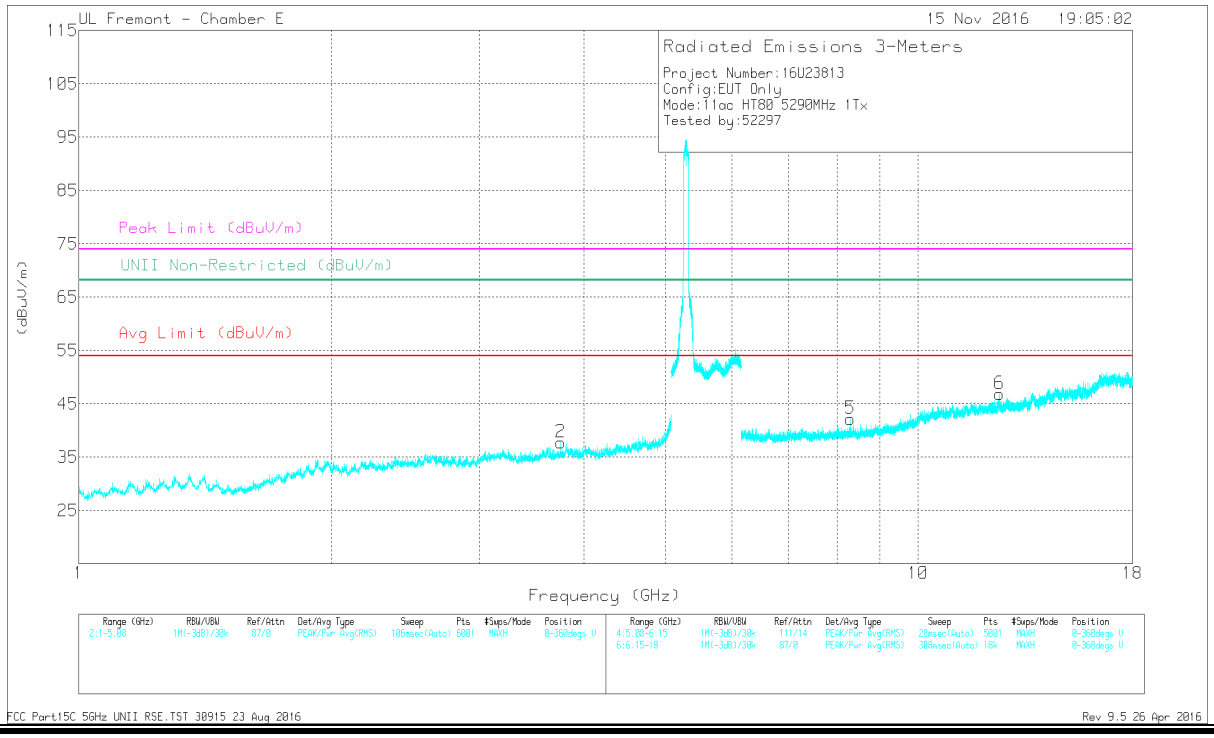

This report shall not be reproduced except in full, without the written approval of UL Verification Services Inc.

Marker	Frequency (GHz)	Meter Reading (dBuV)	Det	AF T711 (dB/m)	Amp/Cbl/Fltr/Pad (dB)	DC Corr (dB)	Corrected Reading (dBuV/m)	Avg Limit (dBuV/m)	Margin (dB)	Peak Limit (dBuV/m)	PK Margin (dB)	UNII Non-Restricted (dBuV/m)	PK Margin (dB)	Azimuth (Degs)	Height (cm)	Polarity
1	* 5.047	48.66	PK-U	34	-28.3	0	54.36	-	-	74	-19.64	-	-	347	164	H
	* 5.046	37.07	ADR	34	-28.3	.19	42.96	54	-11.04	-	-	-	-	347	164	H
2	* 3.75	40.65	PK-U	33.1	-31.2	0	42.55	-	-	74	-31.45	-	-	244	251	V
	* 3.752	29.77	ADR	33.1	-31.1	.19	31.96	54	-22.04	-	-	-	-	244	251	V
3	* 8.157	37.44	PK-U	35.7	-26.3	0	46.84	-	-	74	-27.16	-	-	191	285	H
	* 8.158	26.63	ADR	35.7	-26.3	.19	36.22	54	-17.78	-	-	-	-	191	285	H
4	* 9.48	36.43	PK-U	36.4	-24.7	0	48.13	-	-	74	-25.87	-	-	25	185	H
	* 9.48	25.94	ADR	36.4	-24.7	.19	37.83	54	-16.17	-	-	-	-	25	185	H
5	* 8.304	38.06	PK-U	35.7	-26.9	0	46.86	-	-	74	-27.14	-	-	162	388	V
	* 8.305	27.06	ADR	35.7	-26.9	.19	36.05	54	-17.95	-	-	-	-	162	388	V
6	* 12.494	37.37	PK-U	39.1	-23.6	0	52.87	-	-	74	-21.13	-	-	185	356	V
	* 12.495	25.81	ADR	39.1	-23.6	.19	41.5	54	-12.5	-	-	-	-	185	356	V

* - indicates frequency in CFR47 Pt 15 / IC RSS-Restricted Band
PK-U - U-NII: Maximum Peak
ADR - U-NII AD primary method, RMS average

This report shall not be reproduced except in full, without the written approval of UL Verification Services Inc.

9.1.17. 11ac HT80 2TX CDD MIMO MODE IN THE 5.3GHz BAND

AUTHORIZED BANDEDGE (HIGH CHANNEL)

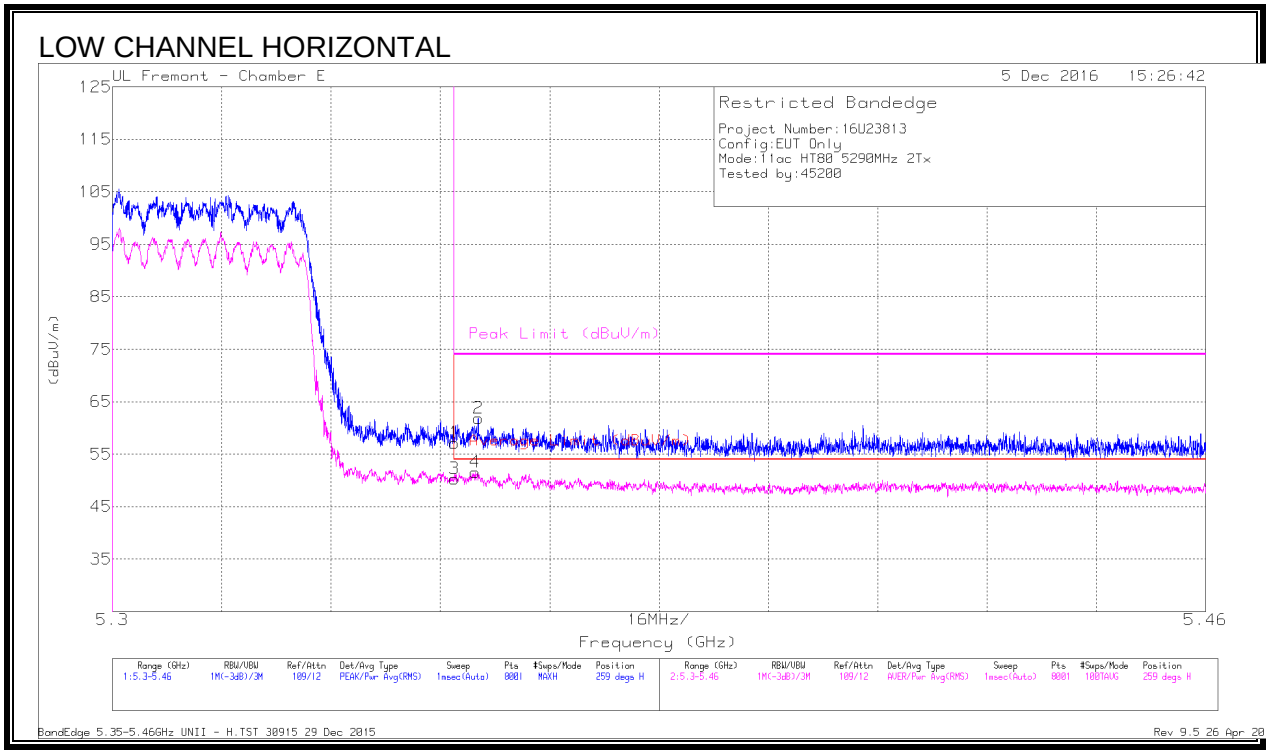

Marker	Frequency (GHz)	Meter Reading (dBuV)	Det	AF T712 (dB/m)	Amp/Cbl/Fltr/ Pad (dB)	DC Corr (dB)	Corrected Reading (dBuV/m)	Average Limit (dBuV/m)	Margin (dB)	Peak Limit (dBuV/m)	PK Margin (dB)	Azimuth (Degs)	Height (cm)	Polarity
1	* 5.35	42	Pk	34.4	-19.3	0	57.1	-	-	74	-16.9	259	126	H
2	* 5.354	46.79	Pk	34.4	-19.3	0	61.89	-	-	74	-12.11	259	126	H
3	* 5.35	35.01	RMS	34.4	-19.3	.2	50.4	54	-3.6	-	-	259	126	H
4	* 5.353	36.21	RMS	34.4	-19.3	.2	51.6	54	-2.4	-	-	259	126	H

* - indicates frequency in CFR47 Pt 15 / IC RSS-Restricted Band
Pk - Peak detector
RMS - RMS detection

This report shall not be reproduced except in full, without the written approval of UL Verification Services Inc.

LOW CHANNEL VERTICAL

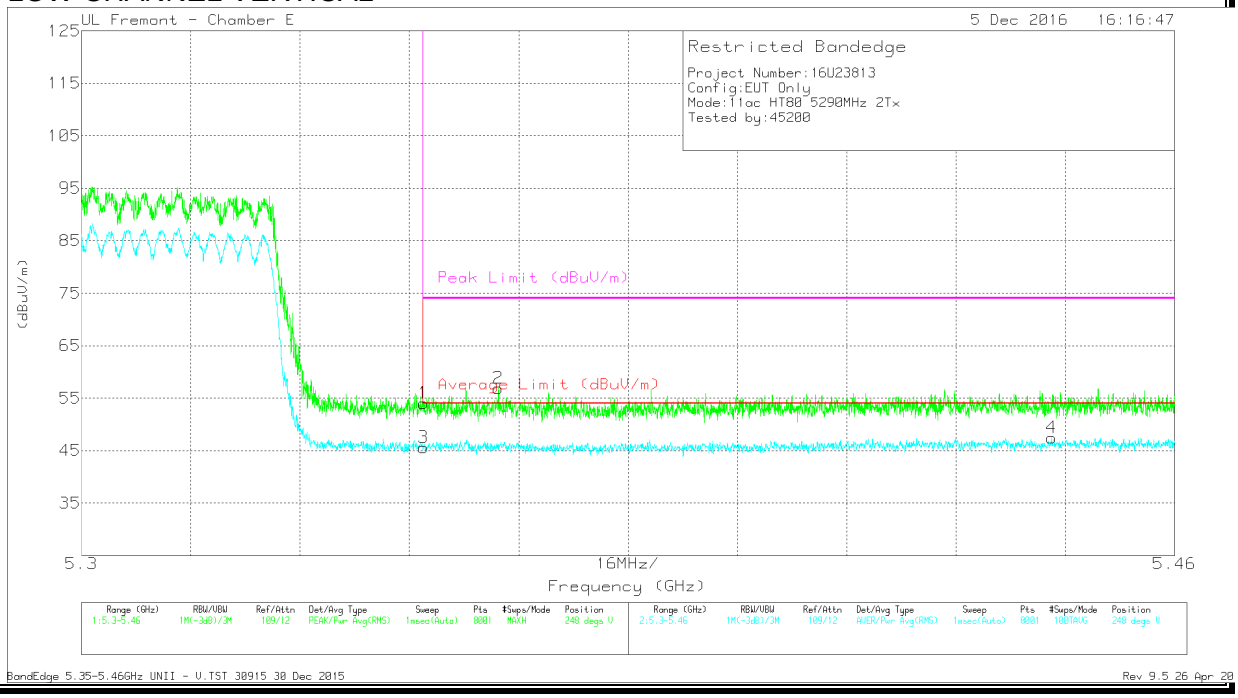

Marker	Frequency (GHz)	Meter Reading (dBuV)	Det	AF T712 (dB/m)	Amp/Cbl/Fltr/ Pad (dB)	DC Corr (dB)	Corrected Reading (dBuV/m)	Average Limit (dBuV/m)	Margin (dB)	Peak Limit (dBuV/m)	PK Margin (dB)	Azimuth (Degs)	Height (cm)	Polarity
1	* 5.35	38.96	Pk	34.4	-19.3	0	54.06	-	-	74	-19.94	248	109	V
2	* 5.361	41.83	Pk	34.4	-19.4	0	56.83	-	-	74	-17.17	248	109	V
3	* 5.35	30.23	RMS	34.4	-19.3	.2	45.53	54	-8.47	-	-	248	109	V
4	* 5.442	32.28	RMS	34.4	-19.4	.2	47.48	54	-6.52	-	-	248	109	V

* - indicates frequency in CFR47 Pt 15 / IC RSS-Restricted Band
Pk - Peak detector
RMS - RMS detection

UL VERIFICATION SERVICES INC. FORM NO: CCSUP4701J
47173 BENICIA STREET, FREMONT, CA 94538, USA TEL: (510) 771-1000 FAX: (510) 661-0888
This report shall not be reproduced except in full, without the written approval of UL Verification Services Inc.

HARMONICS AND SPURIOUS EMISSIONS

LOW CHANNEL HORIZONTAL

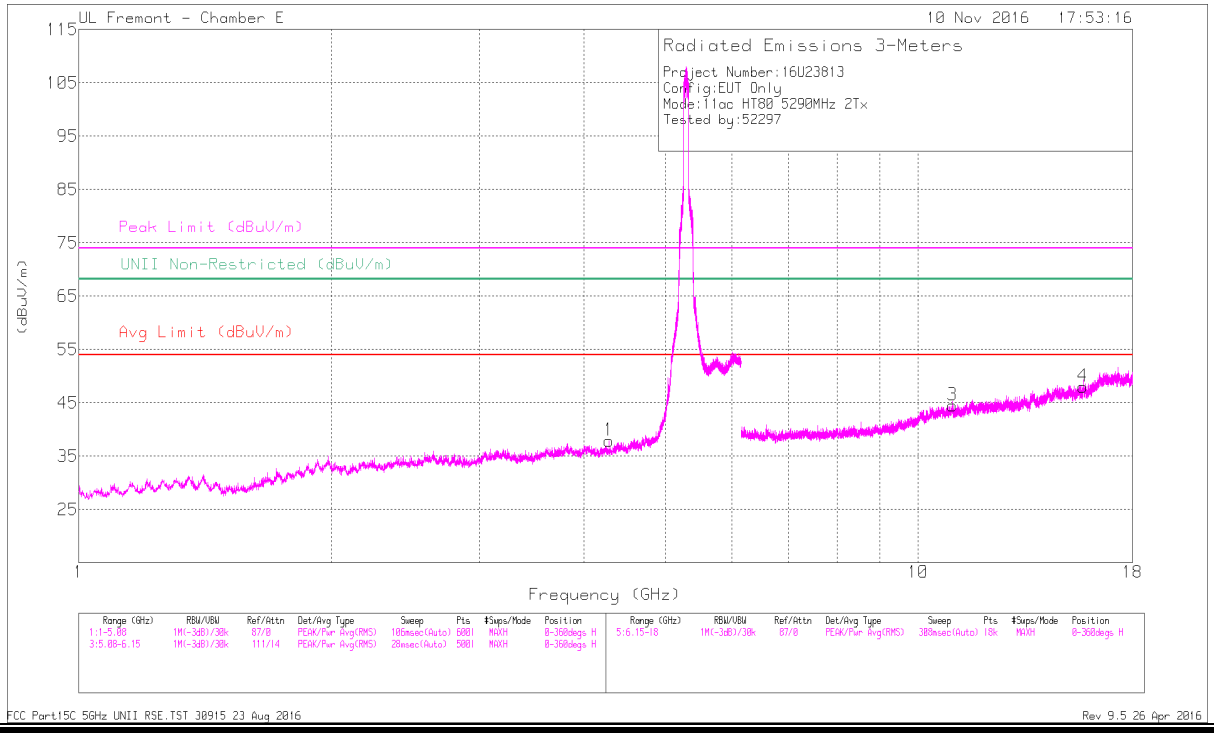

LOW CHANNEL VERTICAL

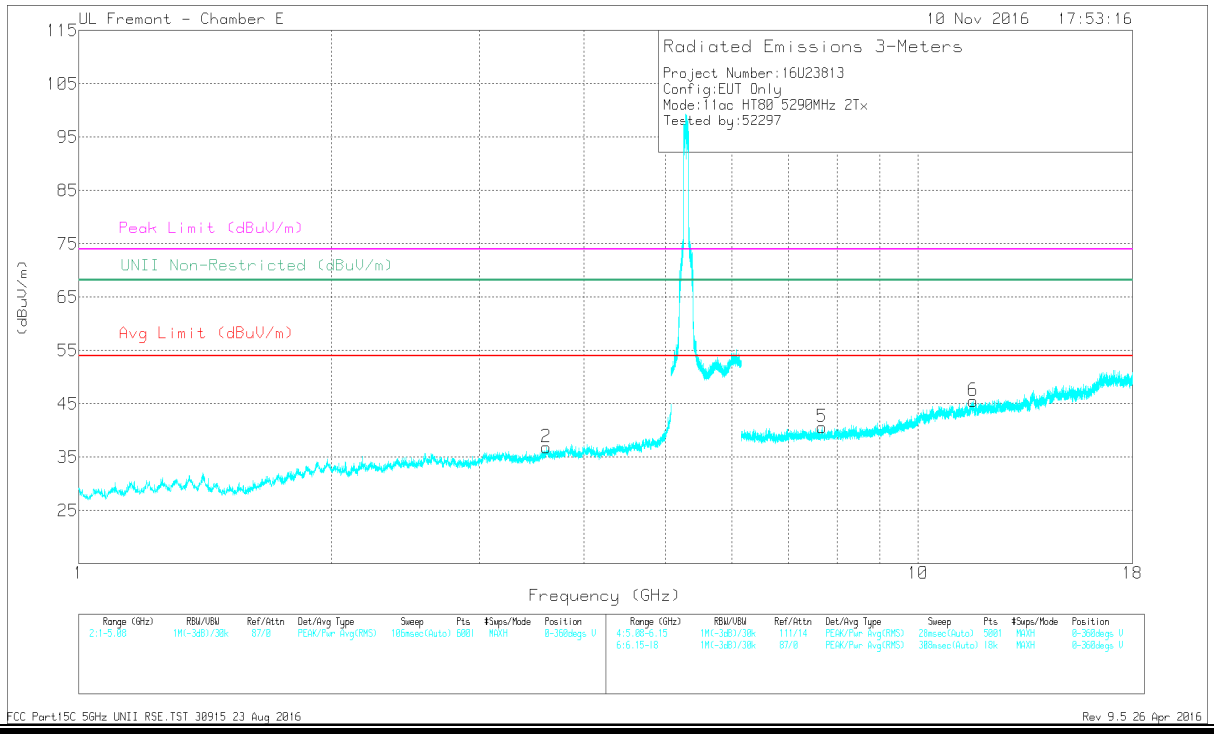

This report shall not be reproduced except in full, without the written approval of UL Verification Services Inc.

Marker	Frequency (GHz)	Meter Reading (dBuV)	Det	AF T711 (dB/m)	Amp/Cbl/ Fltr/Pad (dB)	DC Corr (dB)	Corrected Reading (dBuV/m)	Avg Limit (dBuV/m)	Margin (dB)	Peak Limit (dBuV/m)	PK Margin (dB)	UNII Non-Restricted (dBuV/m)	PK Margin (dB)	Azimuth (Degs)	Height (cm)	Polarity
1	* 4.283	40.77	PK-U	33.3	-30.3	0	43.77	-	-	74	-30.23	-	-	354	201	H
	* 4.282	29.32	ADR	33.3	-30.3	.2	32.52	54	-21.48	-	-	-	-	354	201	H
2	* 3.607	40.15	PK-U	33	-30.6	0	42.55	-	-	74	-31.45	-	-	165	136	V
	* 3.607	29.4	ADR	33	-30.6	.2	32	54	-22	-	-	-	-	165	136	V
3	* 10.983	35.63	PK-U	38	-22.1	0	51.53	-	-	74	-22.47	-	-	242	212	H
	* 10.98	25.34	ADR	38	-22	.2	41.54	54	-12.46	-	-	-	-	242	212	H
4	* 15.718	36.34	PK-U	40.5	-22.4	0	54.44	-	-	74	-19.56	-	-	273	193	H
	* 15.72	26.62	ADR	40.5	-22.3	.2	45.02	54	-8.98	-	-	-	-	273	193	H
5	* 7.679	37.84	PK-U	35.7	-27.1	0	46.44	-	-	74	-27.56	-	-	247	174	V
	* 7.68	27.53	ADR	35.7	-27.1	.2	36.33	54	-17.67	-	-	-	-	247	174	V
6	* 11.63	36.52	PK-U	38.5	-23.2	0	51.82	-	-	74	-22.18	-	-	206	126	V
	* 11.631	25.4	ADR	38.5	-23.2	.2	40.9	54	-13.1	-	-	-	-	206	126	V

* - indicates frequency in CFR47 Pt 15 / IC RSS-Restricted Band
PK-U - U-NII: Maximum Peak
ADR - U-NII AD primary method, RMS average

UL VERIFICATION SERVICES INC. FORM NO: CCSUP4701J
47173 BENICIA STREET, FREMONT, CA 94538, USA TEL: (510) 771-1000 FAX: (510) 661-0888
This report shall not be reproduced except in full, without the written approval of UL Verification Services Inc.

9.1.18. 11n HT20 ANTENNA A SISO MODE IN THE 5.6GHz BAND

RESTRICTED BANDEDGE (LOW CHANNEL)

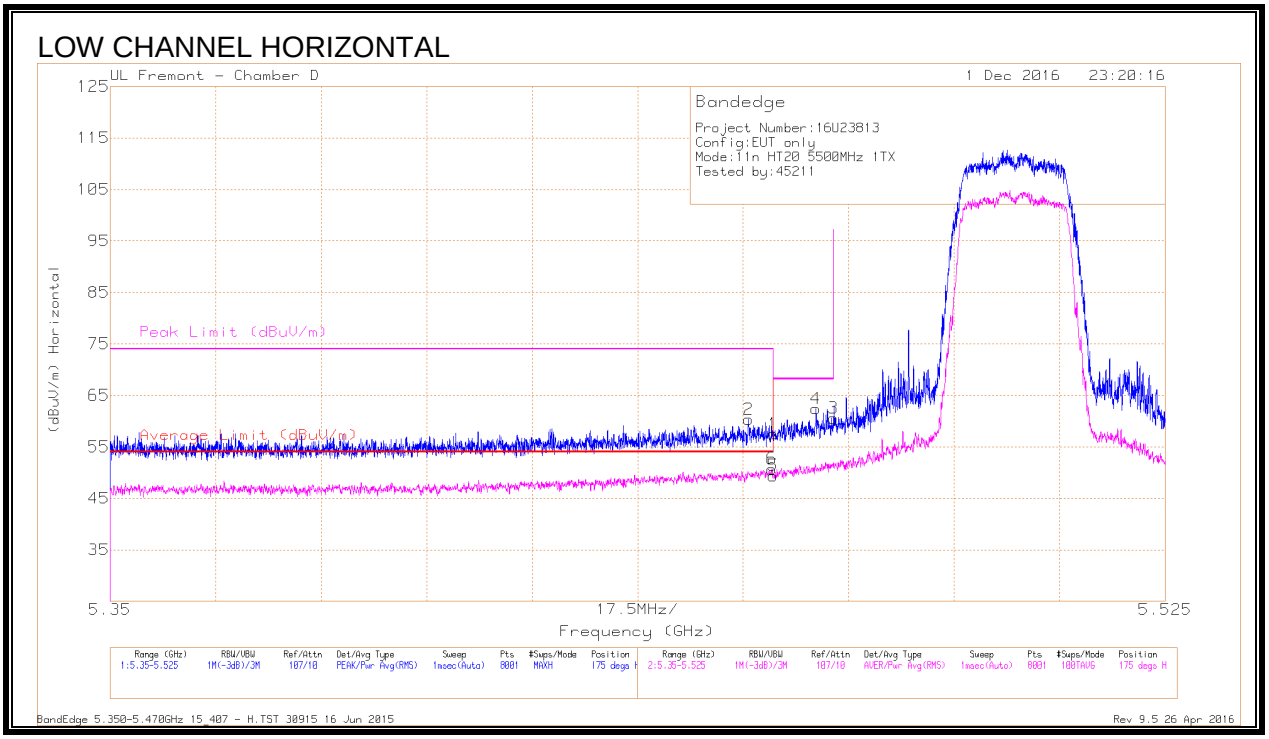

Marker	Frequency (GHz)	Meter Reading (dBuV)	Det	AF T712 (dB/m)	Amp/Cbl/Fltr/Pad (dB)	Corrected Reading (dBuV/m)	Average Limit (dBuV/m)	Margin (dB)	Peak Limit (dBuV/m)	PK Margin (dB)	Azimuth (Degs)	Height (cm)	Polarity
1	* 5.46	41	Pk	34.4	-17.9	57.5	-	-	74	-16.5	175	149	H
2	* 5.456	43.95	Pk	34.4	-18	60.35	-	-	74	-13.65	175	149	H
3	5.47	44.04	Pk	34.4	-17.9	60.54	-	-	68.2	-7.66	175	149	H
4	5.467	45.93	Pk	34.4	-17.9	62.43	-	-	68.2	-5.77	175	149	H
5	* 5.46	32.91	RMS	34.4	-17.9	49.41	54	-4.59	-	-	175	149	H
6	* 5.46	34.23	RMS	34.4	-17.9	50.73	54	-3.27	-	-	175	149	H

* - indicates frequency in CFR47 Pt 15 / IC RSS-Restricted Band
Pk - Peak detector
RMS - RMS detection

This report shall not be reproduced except in full, without the written approval of UL Verification Services Inc.

LOW CHANNEL VERTICAL

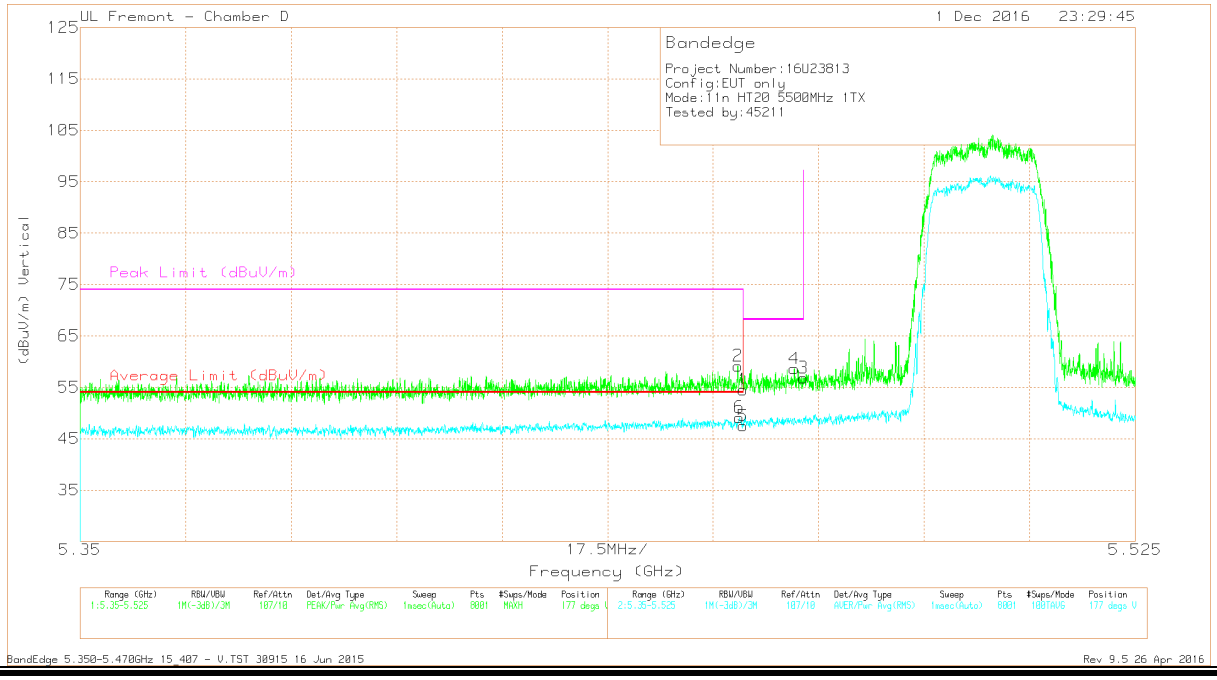

Marker	Frequency (GHz)	Meter Reading (dBuV)	Det	AF T712 (dB/m)	Amp/Cbl/Fltr/Pad (dB)	Corrected Reading (dBuV/m)	Average Limit (dBuV/m)	Margin (dB)	Peak Limit (dBuV/m)	PK Margin (dB)	Azimuth (Degs)	Height (cm)	Polarity
1	* 5.46	38.02	Pk	34.4	-17.9	54.52	-	-	74	-19.48	177	259	V
2	* 5.459	42.76	Pk	34.4	-18	59.16	-	-	74	-14.84	177	259	V
3	5.47	40.32	Pk	34.4	-17.9	56.82	-	-	68.2	-11.38	177	259	V
4	5.468	42.12	Pk	34.4	-17.9	58.62	-	-	68.2	-9.58	177	259	V
5	* 5.46	30.99	RMS	34.4	-17.9	47.49	54	-6.51	-	-	177	259	V
6	* 5.459	32.74	RMS	34.4	-18	49.14	54	-4.86	-	-	177	259	V

* - indicates frequency in CFR47 Pt 15 / IC RSS-Restricted Band
Pk - Peak detector
RMS - RMS detection

This report shall not be reproduced except in full, without the written approval of UL Verification Services Inc.

AUTHORIZED BANDEDGE (HIGH CHANNEL)

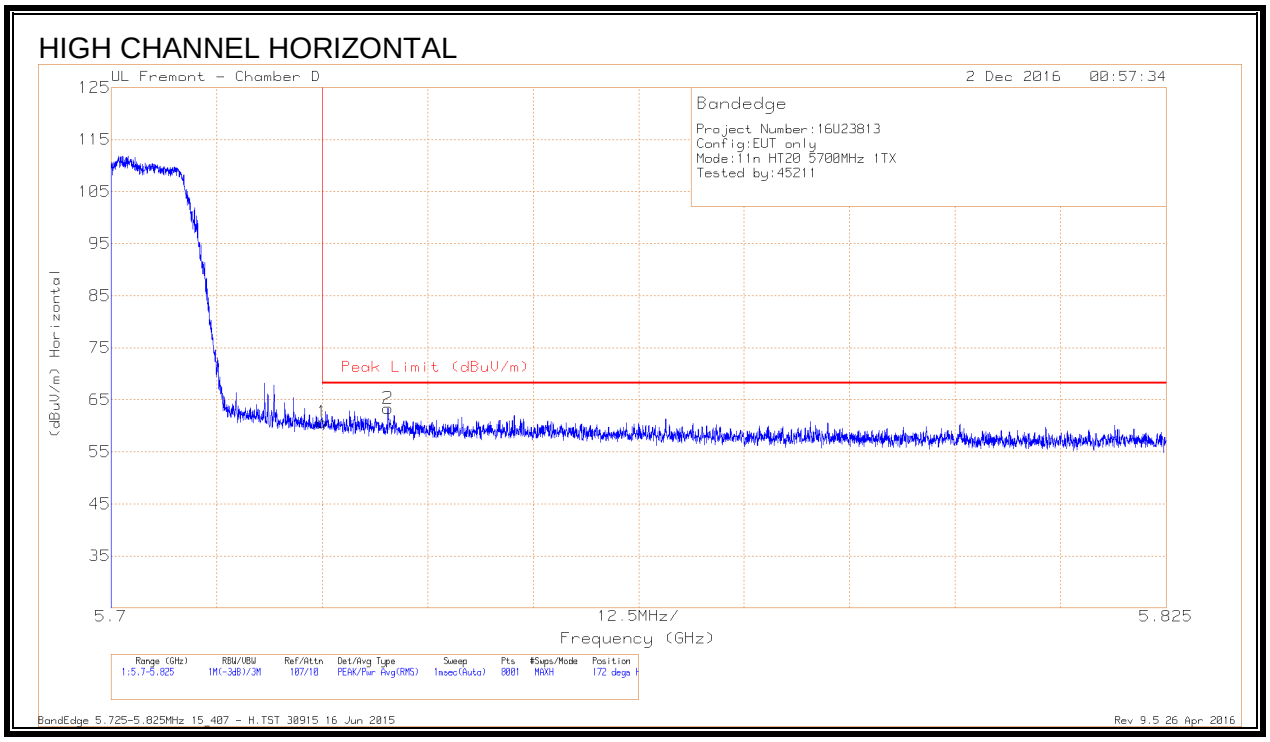

Marker	Frequency (GHz)	Meter Reading (dBuV)	Det	AF T712 (dB/m)	Amp/Cbl/Fltr/Pad (dB)	Corrected Reading (dBuV/m)	Peak Limit (dBuV/m)	PK Margin (dB)	Azimuth (Degs)	Height (cm)	Polarity
1	5.725	43.44	Pk	34.8	-17.5	60.74	68.2	-7.46	172	154	H
2	5.733	46.06	Pk	34.8	-17.5	63.36	68.2	-4.84	172	154	H

Pk - Peak detector

This report shall not be reproduced except in full, without the written approval of UL Verification Services Inc.

HIGH CHANNEL VERTICAL

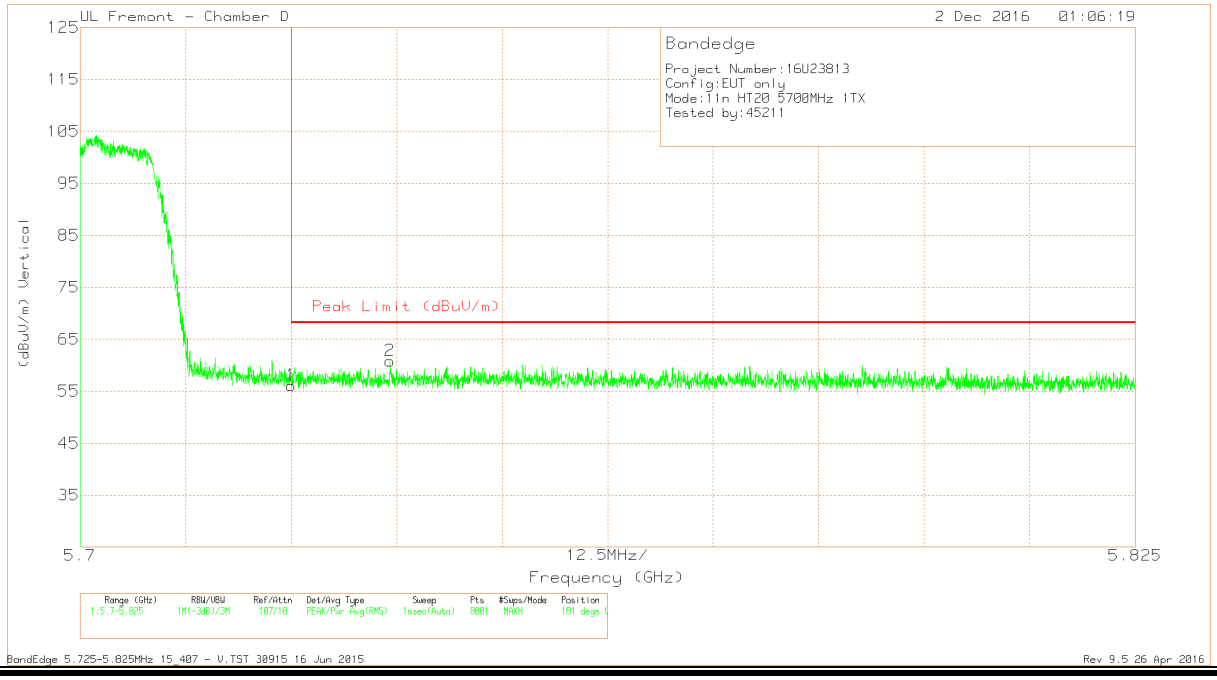

Marker	Frequency (GHz)	Meter Reading (dBuV)	Det	AF T712 (dB/m)	Amp/Cbl/Fltr/Pad (dB)	Corrected Reading (dBuV/m)	Peak Limit (dBuV/m)	PK Margin (dB)	Azimuth (Degs)	Height (cm)	Polarity
1	5.725	38.83	Pk	34.8	-17.5	56.13	68.2	-12.07	181	255	V
2	5.737	43.56	Pk	34.8	-17.5	60.86	68.2	-7.34	181	255	V

Pk - Peak detector

UL VERIFICATION SERVICES INC. FORM NO: CCSUP4701J
47173 BENICIA STREET, FREMONT, CA 94538, USA TEL: (510) 771-1000 FAX: (510) 661-0888
This report shall not be reproduced except in full, without the written approval of UL Verification Services Inc.

HARMONICS AND SPURIOUS EMISSIONS

LOW CHANNEL HORIZONTAL

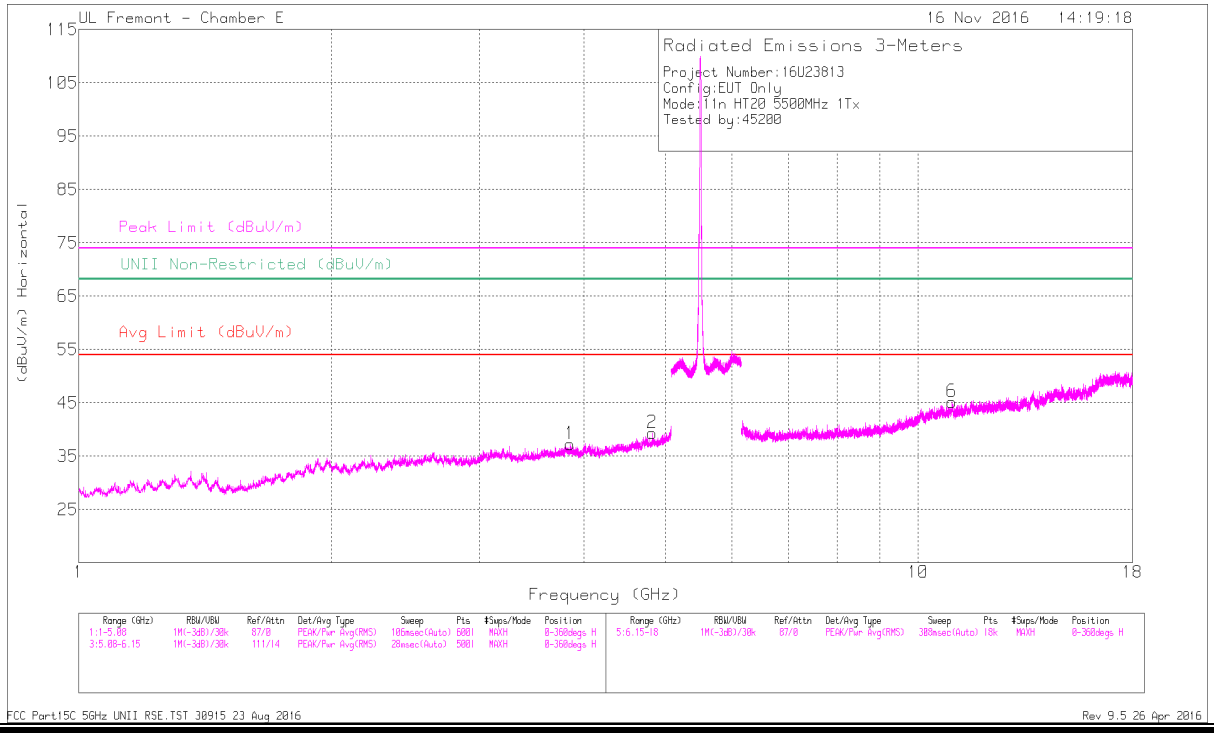

LOW CHANNEL VERTICAL

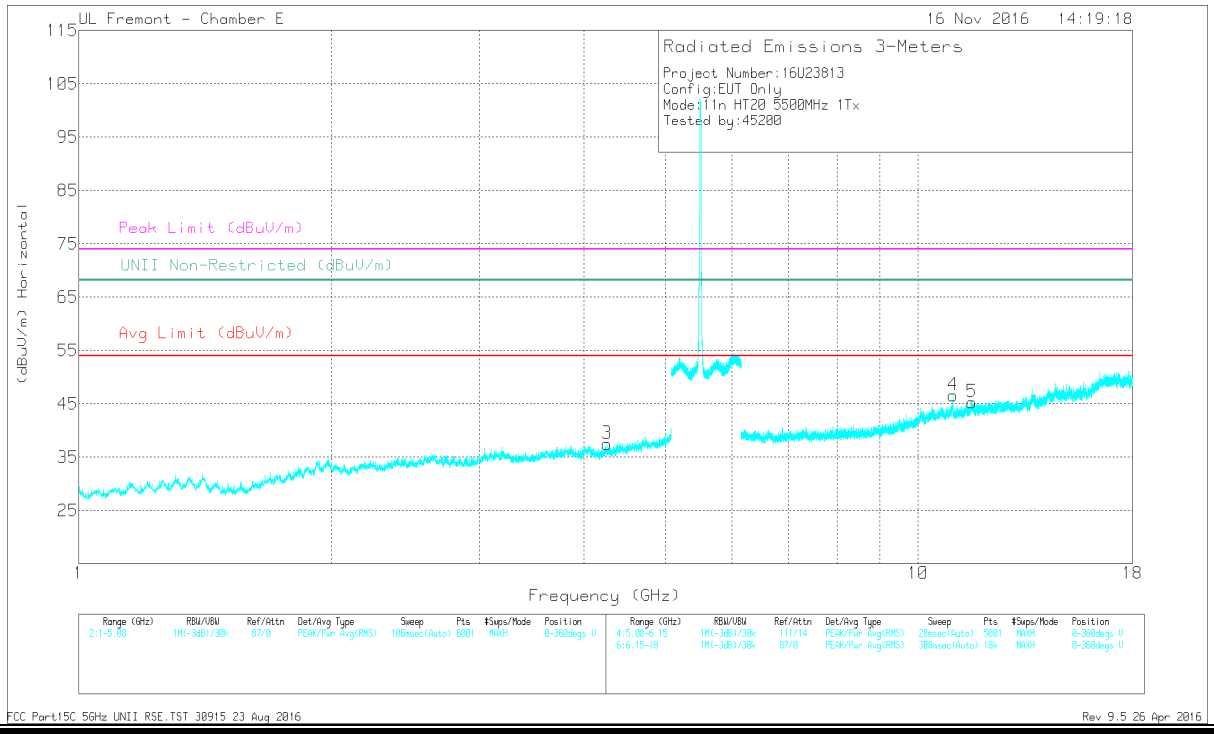

This report shall not be reproduced except in full, without the written approval of UL Verification Services Inc.

Marker	Frequency (GHz)	Meter Reading (dBuV)	Det	AF T711 (dB/m)	Amp/Cbl/Fltr/ Pad (dB)	Corrected Reading (dBuV/m)	Avg Limit (dBuV/m)	Margin (dB)	Peak Limit (dBuV/m)	PK Margin (dB)	UNII Non-Restricted (dBuV/m)	PK Margin (dB)	Azimuth (Degs)	Height (cm)	Polarity
1	* 3.852	39.65	PK-U	33.2	-29.7	43.15	-	-	74	-30.85	-	-	22	155	H
	* 3.852	29.11	ADR	33.2	-29.7	32.61	54	-21.39	-	-	-	-	22	155	H
2	* 4.823	39.7	PK-U	34	-28.9	44.8	-	-	74	-29.2	-	-	142	211	H
	* 4.825	29.44	ADR	34	-28.8	34.64	54	-19.36	-	-	-	-	142	211	H
3	* 4.259	39.89	PK-U	33.3	-29.7	43.49	-	-	74	-30.51	-	-	280	222	V
	* 4.261	29.51	ADR	33.3	-29.7	33.11	54	-20.89	-	-	-	-	280	222	V
4	* 11	40.22	PK-U	38	-22.4	55.82	-	-	74	-18.18	-	-	331	106	V
	* 11	29.13	ADR	38	-22.5	44.63	54	-9.37	-	-	-	-	331	106	V
5	* 11.581	35.55	PK-U	38.4	-22	51.95	-	-	74	-22.05	-	-	198	295	V
	* 11.58	24.69	ADR	38.4	-22	41.09	54	-12.91	-	-	-	-	198	295	V
6	* 10.974	35.36	PK-U	38	-22.1	51.26	-	-	74	-22.74	-	-	180	126	H
	* 10.971	24.95	ADR	38	-22.3	40.65	54	-13.35	-	-	-	-	180	126	H

* - indicates frequency in CFR47 Pt 15 / IC RSS-Restricted Band
PK-U - U-NII: Maximum Peak
ADR - U-NII AD primary method, RMS average

UL VERIFICATION SERVICES INC. FORM NO: CCSUP4701J
47173 BENICIA STREET, FREMONT, CA 94538, USA TEL: (510) 771-1000 FAX: (510) 661-0888
This report shall not be reproduced except in full, without the written approval of UL Verification Services Inc.

MID CHANNEL HORIZONTAL

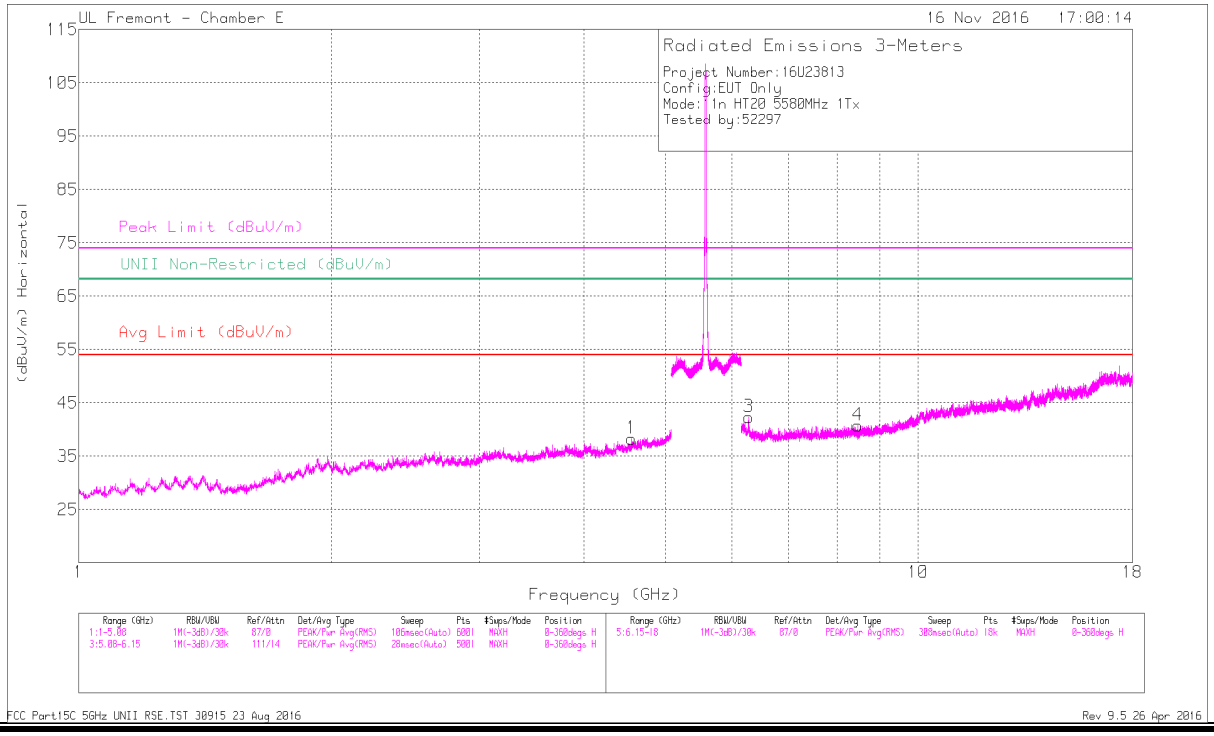

MID CHANNEL VERTICAL

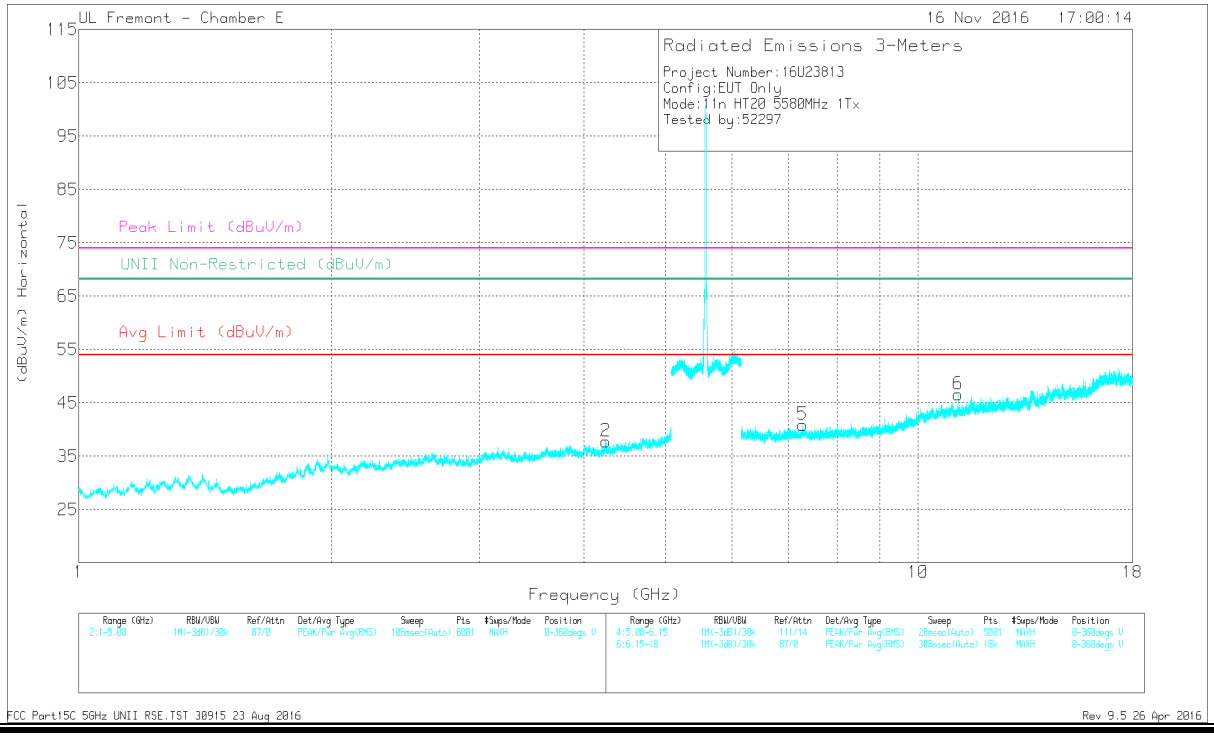

This report shall not be reproduced except in full, without the written approval of UL Verification Services Inc.

Marker	Frequency (GHz)	Meter Reading (dBuV)	Det	AF T711 (dB/m)	Amp/Cbl/Fltr/ Pad (dB)	Corrected Reading (dBuV/m)	Avg Limit (dBuV/m)	Margin (dB)	Peak Limit (dBuV/m)	PK Margin (dB)	UNII Non-Restricted (dBuV/m)	PK Margin (dB)	Azimuth (Degs)	Height (cm)	Polarity
1	* 4.557	39.18	PK-U	33.8	-29.3	43.68	-	-	74	-30.32	-	-	216	278	H
	* 4.558	28.68	ADR	33.8	-29.2	33.28	54	-20.72	-	-	-	-	216	278	H
2	* 4.244	39.9	PK-U	33.3	-29.7	43.5	-	-	74	-30.5	-	-	267	103	V
	* 4.245	29.07	ADR	33.3	-29.6	32.77	54	-21.23	-	-	-	-	267	103	V
3	6.286	40.93	PK-U	35.6	-28.3	48.23	-	-	-	-	68.2	-19.97	317	193	H
4	* 8.477	26.83	ADR	35.7	-27	35.53	54	-18.47	-	-	-	-	19	312	H
	* 8.477	37.33	PK-U	35.7	-27	46.03	-	-	74	-27.97	-	-	19	312	H
5	* 7.288	26.62	ADR	35.6	-26.2	36.02	54	-17.98	-	-	-	-	312	113	V
	* 7.289	37.4	PK-U	35.6	-26.3	46.7	-	-	74	-27.3	-	-	312	113	V
6	* 11.16	30.88	ADR	38.1	-23.9	45.08	54	-8.92	-	-	-	-	317	103	V
	* 11.161	43.66	PK-U	38.1	-24	57.76	-	-	74	-16.24	-	-	317	103	V

* - indicates frequency in CFR47 Pt 15 / IC RSS-Restricted Band
PK-U - U-NII: Maximum Peak
ADR - U-NII AD primary method, RMS average

UL VERIFICATION SERVICES INC. FORM NO: CCSUP4701J
47173 BENICIA STREET, FREMONT, CA 94538, USA TEL: (510) 771-1000 FAX: (510) 661-0888
This report shall not be reproduced except in full, without the written approval of UL Verification Services Inc.

HIGH CHANNEL HORIZONTAL

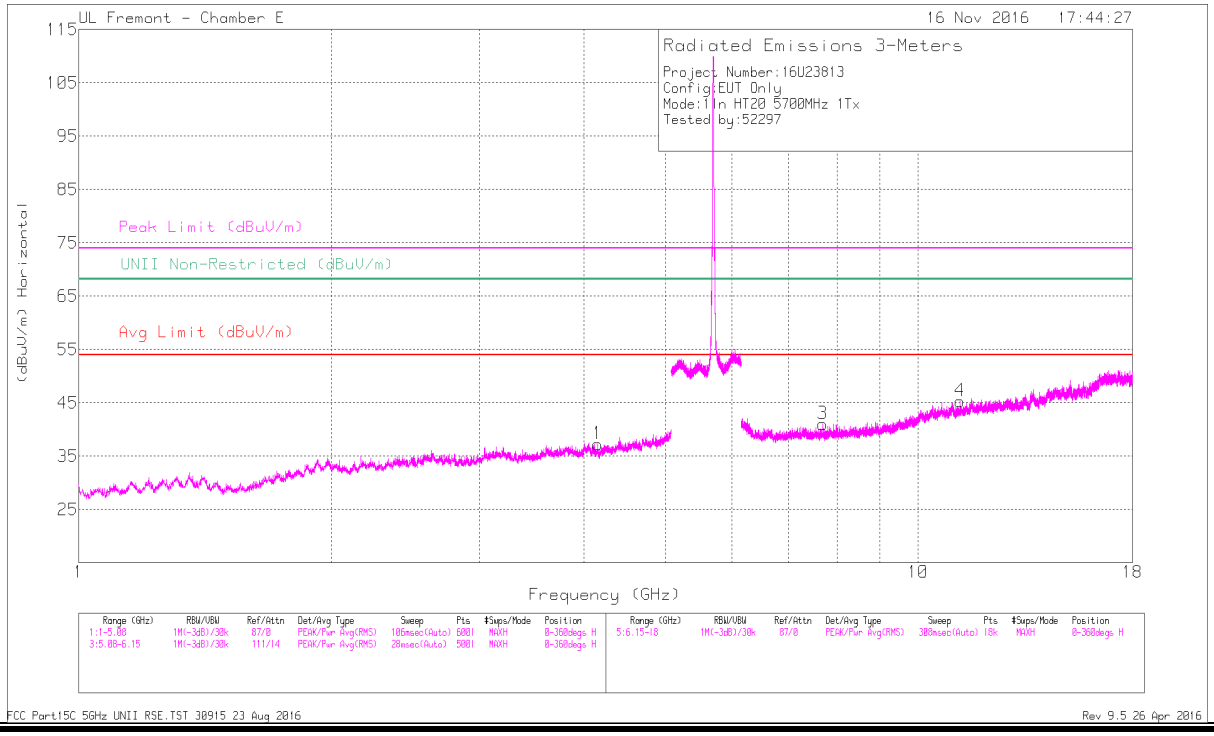

HIGH CHANNEL VERTICAL

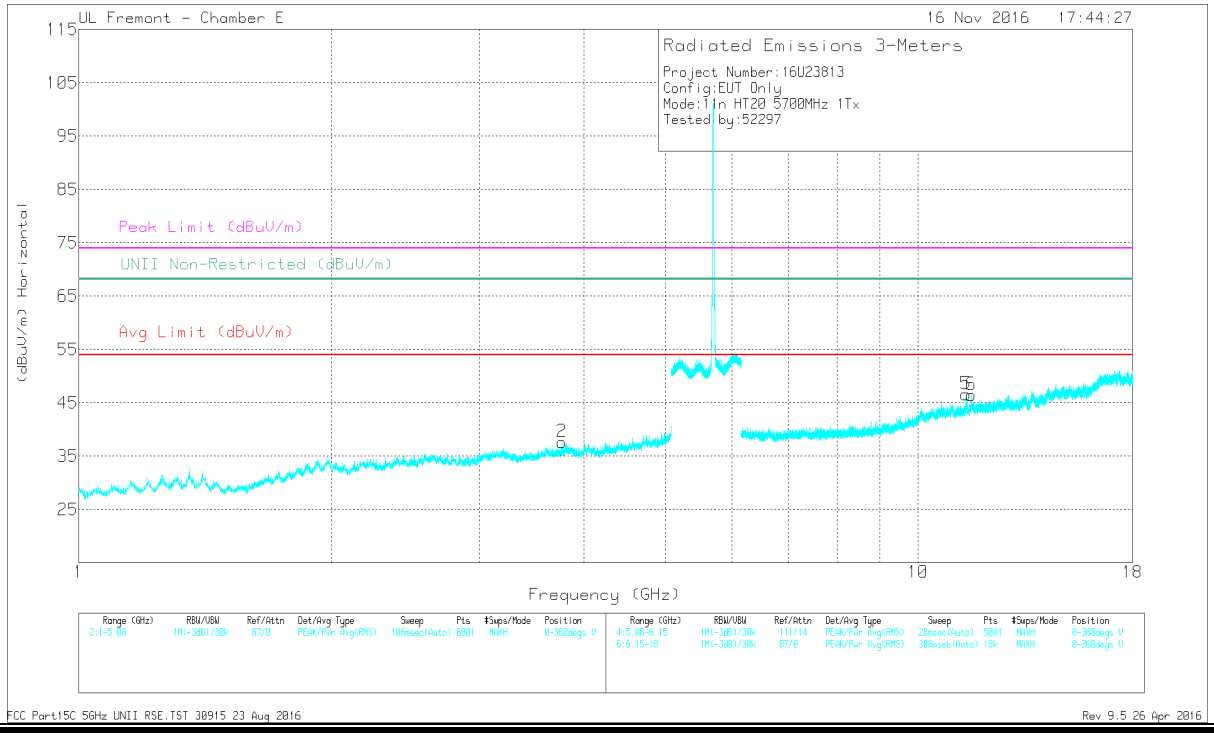

This report shall not be reproduced except in full, without the written approval of UL Verification Services Inc.

Marker	Frequency (GHz)	Meter Reading (dBuV)	Det	AF T711 (dB/m)	Amp/Cbl/Fltr/ Pad (dB)	Corrected Reading (dBuV/m)	Avg Limit (dBuV/m)	Margin (dB)	Peak Limit (dBuV/m)	PK Margin (dB)	UNII Non-Restricted (dBuV/m)	PK Margin (dB)	Azimuth (Degs)	Height (cm)	Polarity
1	* 4.154	39.65	PK-U	33.3	-30.3	42.65	-	-	74	-31.35	-	-	98	272	H
	* 4.154	29.24	ADR	33.3	-30.2	32.34	54	-21.66	-	-	-	-	98	272	H
2	* 3.763	40.09	PK-U	33.1	-31	42.19	-	-	74	-31.81	-	-	175	153	V
	* 3.759	29.8	ADR	33.1	-31	31.9	54	-22.1	-	-	-	-	175	153	V
3	* 7.694	37.73	PK-U	35.7	-27	46.43	-	-	74	-27.57	-	-	177	294	H
	* 7.695	27.18	ADR	35.7	-27	35.88	54	-18.12	-	-	-	-	177	294	H
4	* 11.222	37.78	PK-U	38.1	-24.2	51.68	-	-	74	-22.32	-	-	355	140	H
	* 11.223	25.82	ADR	38.2	-24.2	39.82	54	-14.18	-	-	-	-	355	140	H
5	* 11.398	39.55	PK-U	38.2	-23.1	54.65	-	-	74	-19.35	-	-	315	100	V
	* 11.4	28.98	ADR	38.2	-23.1	44.08	54	-9.92	-	-	-	-	315	100	V
6	* 11.579	35.72	PK-U	38.4	-21.9	52.22	-	-	74	-21.78	-	-	299	198	V
	* 11.578	24.71	ADR	38.4	-21.9	41.21	54	-12.79	-	-	-	-	299	198	V

* - indicates frequency in CFR47 Pt 15 / IC RSS-Restricted Band
PK-U - U-NII: Maximum Peak
ADR - U-NII AD primary method, RMS average

This report shall not be reproduced except in full, without the written approval of UL Verification Services Inc.

9.1.19. 11ac HT20 ANTENNA A SISO STRADDLE CHANNEL 144

HARMONICS AND SPURIOUS EMISSIONS

LOW CHANNEL HORIZONTAL

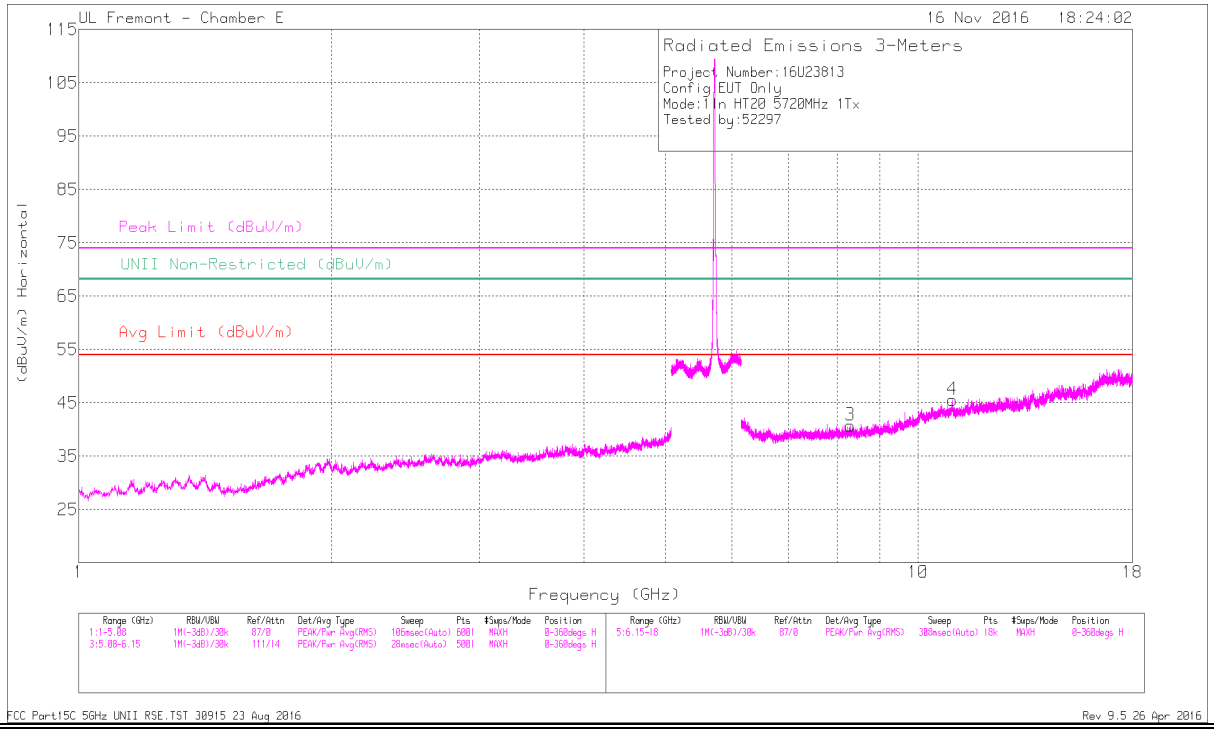

LOW CHANNEL VERTICAL

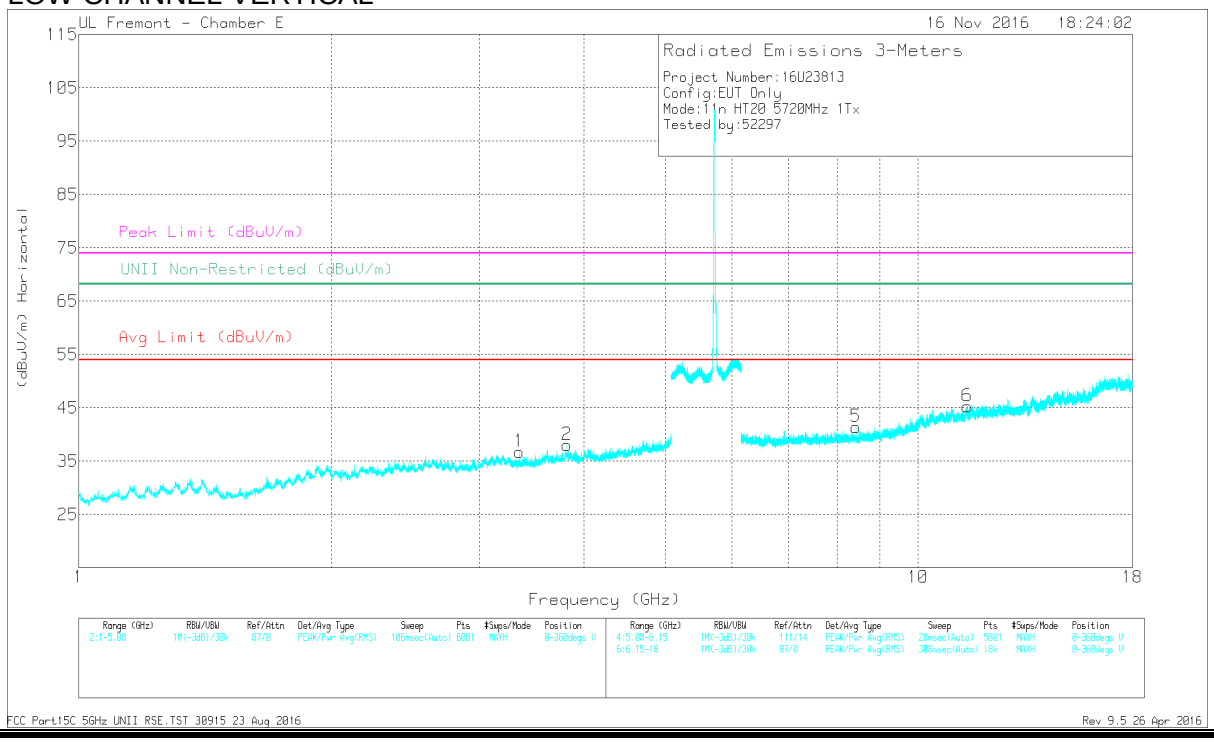

This report shall not be reproduced except in full, without the written approval of UL Verification Services Inc.

Marker	Frequency (GHz)	Meter Reading (dBuV)	Det	AF T711 (dB/m)	Amp/Cbl/Fltr/Pad (dB)	Corrected Reading (dBuV/m)	Avg Limit (dBuV/m)	Margin (dB)	Peak Limit (dBuV/m)	PK Margin (dB)	UNII Non-Restricted (dBuV/m)	PK Margin (dB)	Azimuth (Degs)	Height (cm)	Polarity
1	* 3.347	41.03	PK-U	32.7	-31.3	42.43	-	-	74	-31.57	-	-	129	360	V
	* 3.346	30.02	ADR	32.7	-31.3	31.42	54	-22.58	-	-	-	-	129	360	V
2	* 3.816	39.84	PK-U	33.1	-29.8	43.14	-	-	74	-30.86	-	-	128	110	V
	* 3.817	29.07	ADR	33.1	-29.7	32.47	54	-21.53	-	-	-	-	128	110	V
3	* 8.304	38.41	PK-U	35.7	-26.9	47.21	-	-	74	-26.79	-	-	213	131	H
	* 8.303	27.11	ADR	35.7	-26.9	35.91	54	-18.09	-	-	-	-	213	131	H
4	* 10.98	35.97	PK-U	38	-22	51.97	-	-	74	-22.03	-	-	321	385	H
	* 10.979	24.68	ADR	38	-22	40.68	54	-13.32	-	-	-	-	321	385	H
5	* 8.429	37.74	PK-U	35.7	-26.6	46.84	-	-	74	-27.16	-	-	356	160	V
	* 8.429	26.75	ADR	35.7	-26.6	35.85	54	-18.15	-	-	-	-	356	160	V
6	* 11.439	40.69	PK-U	38.3	-23.5	55.49	-	-	74	-18.51	-	-	319	138	V
	* 11.44	28.22	ADR	38.3	-23.5	43.02	54	-10.98	-	-	-	-	319	138	V

* - indicates frequency in CFR47 Pt 15 / IC RSS-Restricted Band
PK-U - U-NII: Maximum Peak
ADR - U-NII AD primary method, RMS average

This report shall not be reproduced except in full, without the written approval of UL Verification Services Inc.

9.1.20. 11n HT20 ANTENNA B SISO MODE IN THE 5.6GHz BAND

RESTRICTED BANDEDGE (LOW CHANNEL)

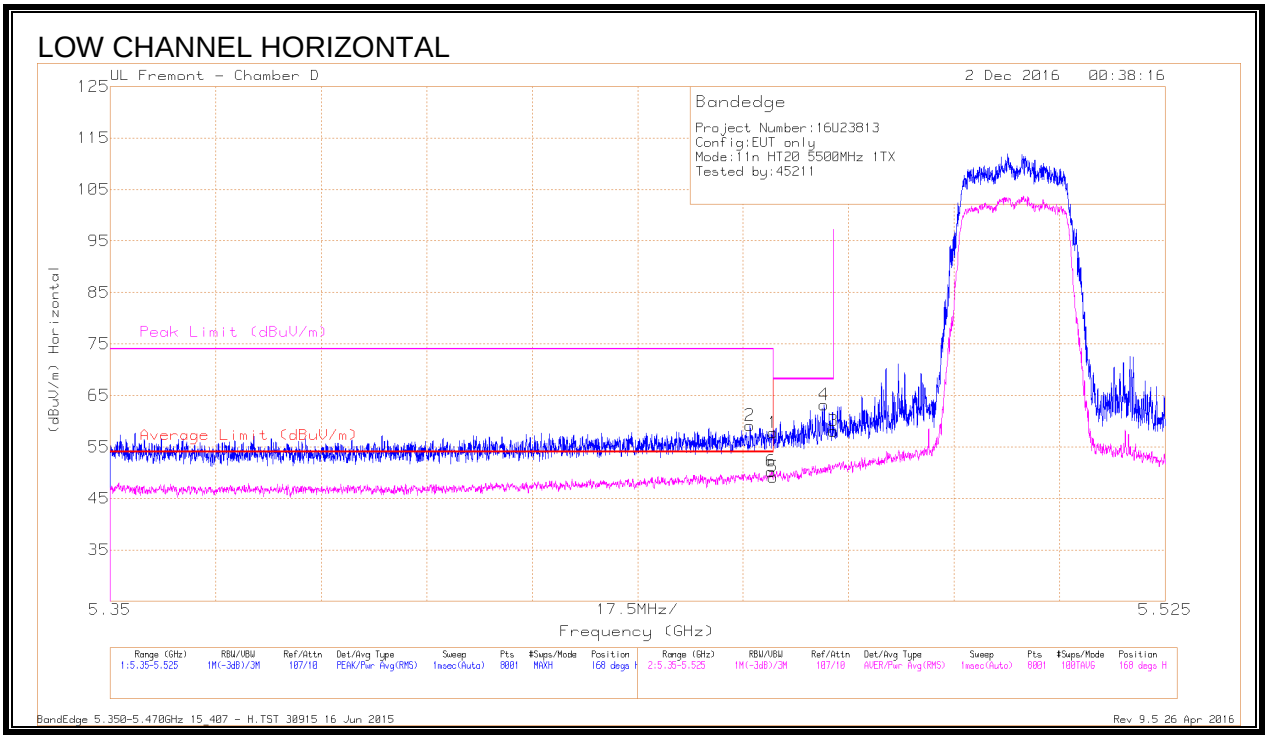

Marker	Frequency (GHz)	Meter Reading (dBuV)	Det	AF T712 (dB/m)	Amp/Cbl/Fltr/Pad (dB)	Corrected Reading (dBuV/m)	Average Limit (dBuV/m)	Margin (dB)	Peak Limit (dBuV/m)	PK Margin (dB)	Azimuth (Degs)	Height (cm)	Polarity
1	* 5.46	41.29	Pk	34.4	-17.9	57.79	-	-	74	-16.21	168	143	H
2	* 5.456	42.75	Pk	34.4	-18	59.15	-	-	74	-14.85	168	143	H
3	5.47	41.6	Pk	34.4	-17.9	58.1	-	-	68.2	-10.1	168	143	H
4	5.468	46.69	Pk	34.4	-17.9	63.19	-	-	68.2	-5.01	168	143	H
5	* 5.46	32.67	RMS	34.4	-17.9	49.17	54	-4.83	-	-	168	143	H
6	* 5.46	33.86	RMS	34.4	-18	50.26	54	-3.74	-	-	168	143	H

* - indicates frequency in CFR47 Pt 15 / IC RSS-Restricted Band
Pk - Peak detector
RMS - RMS detection

This report shall not be reproduced except in full, without the written approval of UL Verification Services Inc.

LOW CHANNEL VERTICAL

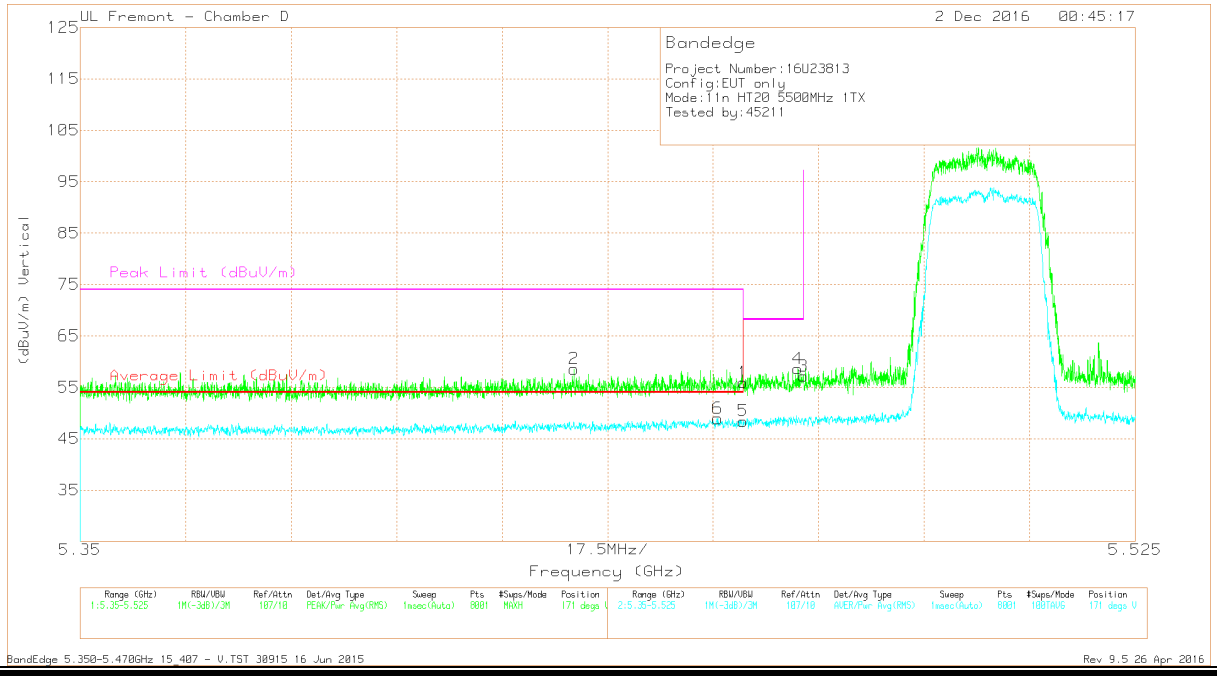

Marker	Frequency (GHz)	Meter Reading (dBuV)	Det	AF T712 (dB/m)	Amp/Cbl/Fltr/Pad (dB)	Corrected Reading (dBuV/m)	Average Limit (dBuV/m)	Margin (dB)	Peak Limit (dBuV/m)	PK Margin (dB)	Azimuth (Degs)	Height (cm)	Polarity
1	* 5.46	39.44	Pk	34.4	-17.9	55.94	-	-	74	-18.06	171	102	V
2	* 5.432	42.28	Pk	34.4	-18.1	58.58	-	-	74	-15.42	171	102	V
3	5.47	40.65	Pk	34.4	-17.9	57.15	-	-	68.2	-11.05	171	102	V
4	5.469	42.11	Pk	34.4	-17.9	58.61	-	-	68.2	-9.59	171	102	V
5	* 5.46	31.93	RMS	34.4	-17.9	48.43	54	-5.57	-	-	171	102	V
6	* 5.456	32.54	RMS	34.4	-18	48.94	54	-5.06	-	-	171	102	V

* - indicates frequency in CFR47 Pt 15 / IC RSS-Restricted Band
Pk - Peak detector
RMS - RMS detection

This report shall not be reproduced except in full, without the written approval of UL Verification Services Inc.

AUTHORIZED BANDEDGE (HIGH CHANNEL)

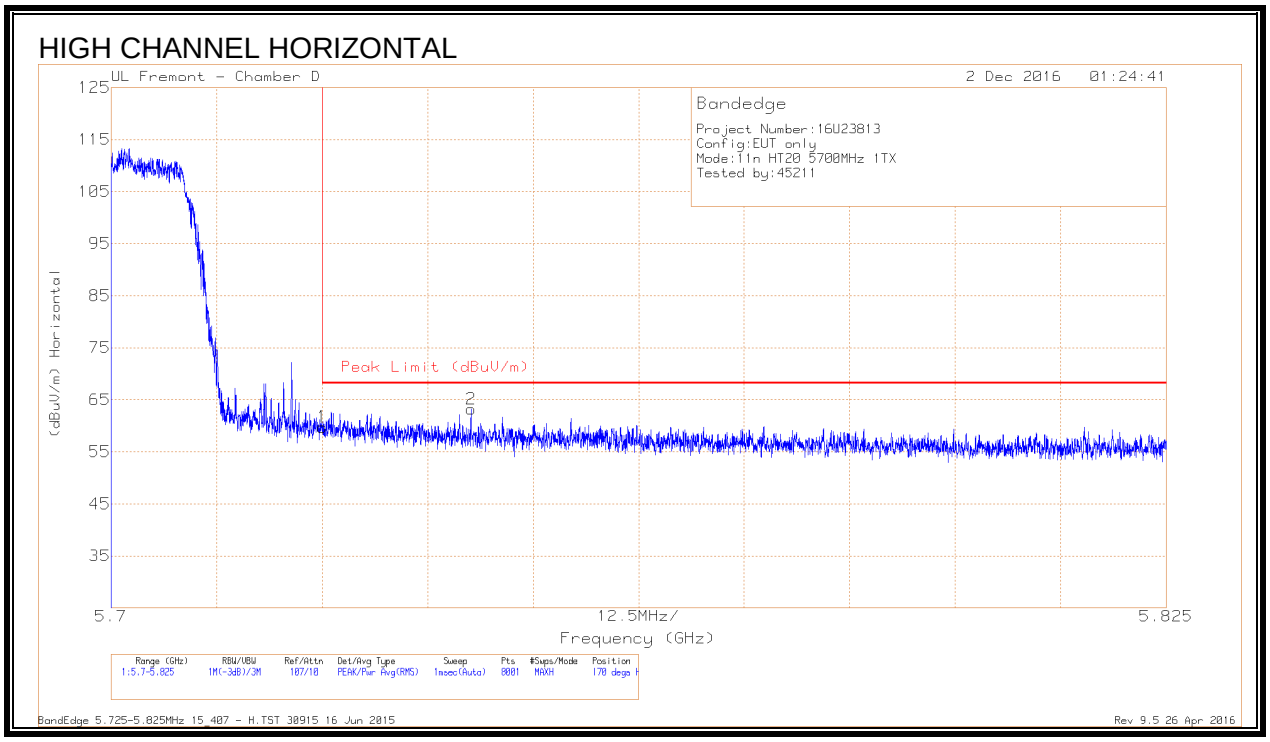

Marker	Frequency (GHz)	Meter Reading (dBuV)	Det	AF T712 (dB/m)	Amp/Cbl/Fltr/Pad (dB)	Corrected Reading (dBuV/m)	Peak Limit (dBuV/m)	PK Margin (dB)	Azimuth (Degs)	Height (cm)	Polarity
1	5.725	42.44	Pk	34.8	-17.5	59.74	68.2	-8.46	170	159	H
2	5.743	45.99	Pk	34.8	-17.6	63.19	68.2	-5.01	170	159	H

Pk - Peak detector

This report shall not be reproduced except in full, without the written approval of UL Verification Services Inc.

HIGH CHANNEL VERTICAL

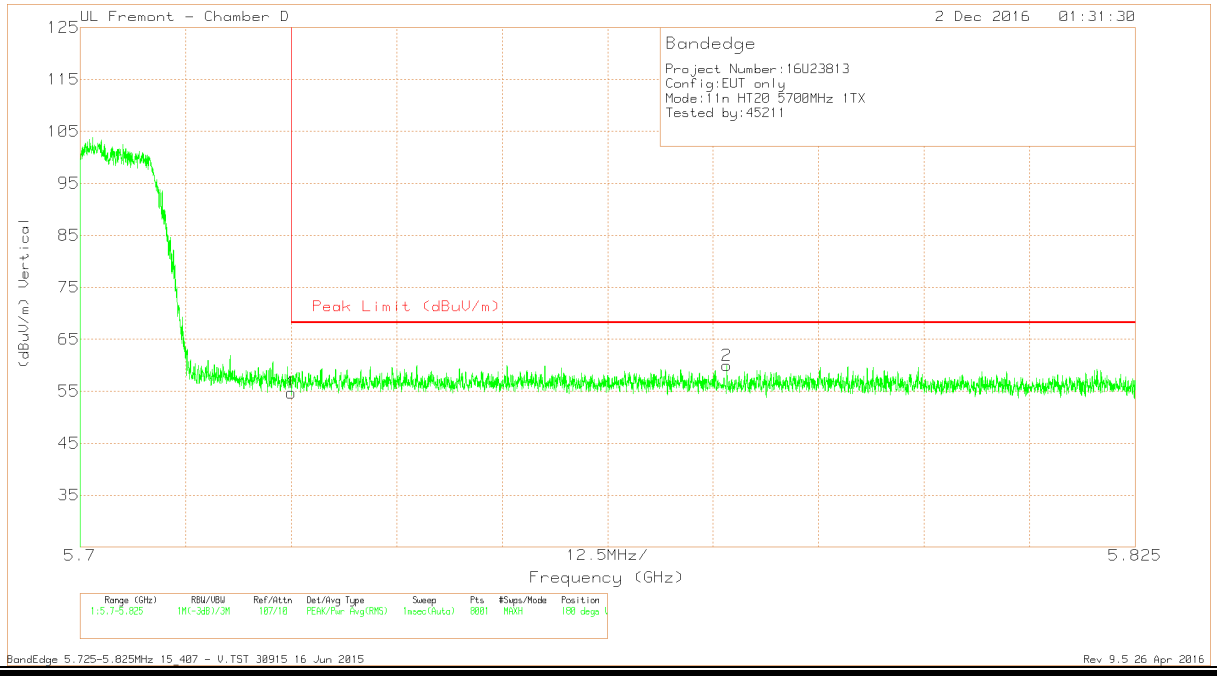

Marker	Frequency (GHz)	Meter Reading (dBuV)	Det	AF T712 (dB/m)	Amp/Cbl/Fltr/Pad (dB)	Corrected Reading (dBuV/m)	Peak Limit (dBuV/m)	PK Margin (dB)	Azimuth (Degs)	Height (cm)	Polarity
1	5.725	37.41	Pk	34.8	-17.5	54.71	68.2	-13.49	180	106	V
2	5.777	42.75	Pk	34.8	-17.6	59.95	68.2	-8.25	180	106	V

Pk - Peak detector

UL VERIFICATION SERVICES INC. FORM NO: CCSUP4701J
47173 BENICIA STREET, FREMONT, CA 94538, USA TEL: (510) 771-1000 FAX: (510) 661-0888
This report shall not be reproduced except in full, without the written approval of UL Verification Services Inc.

HARMONICS AND SPURIOUS EMISSIONS

LOW CHANNEL HORIZONTAL

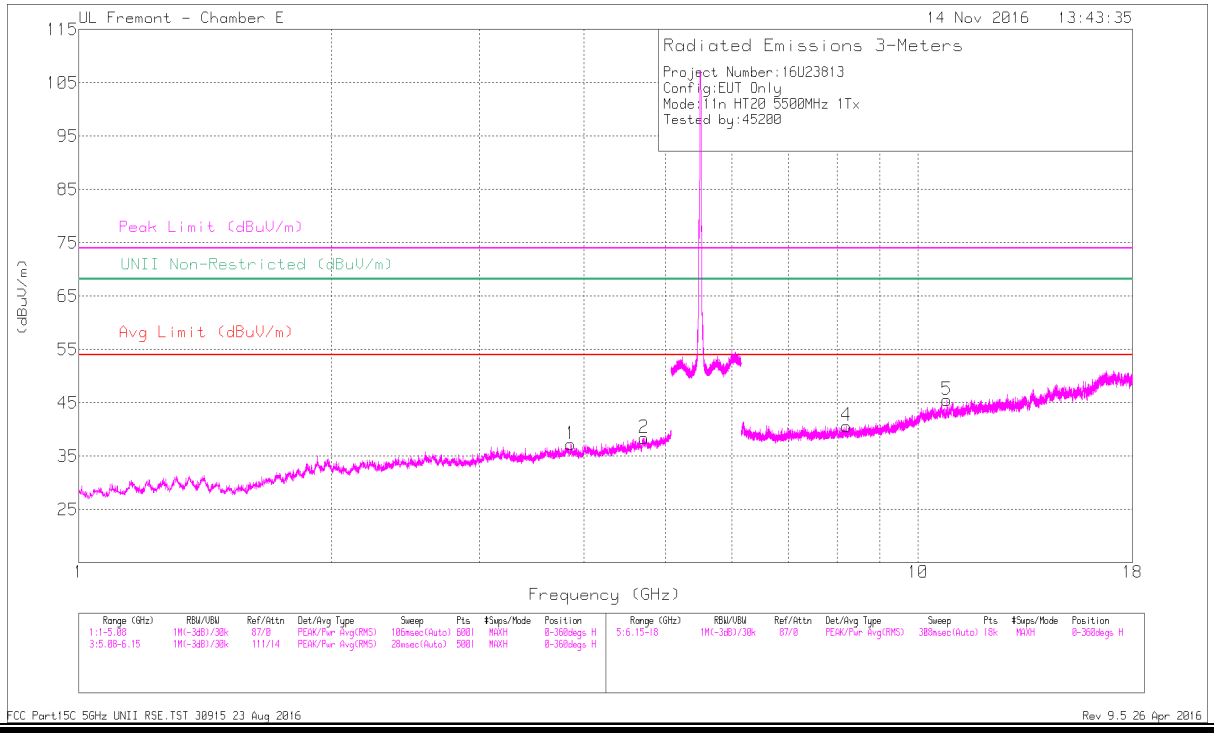

LOW CHANNEL VERTICAL

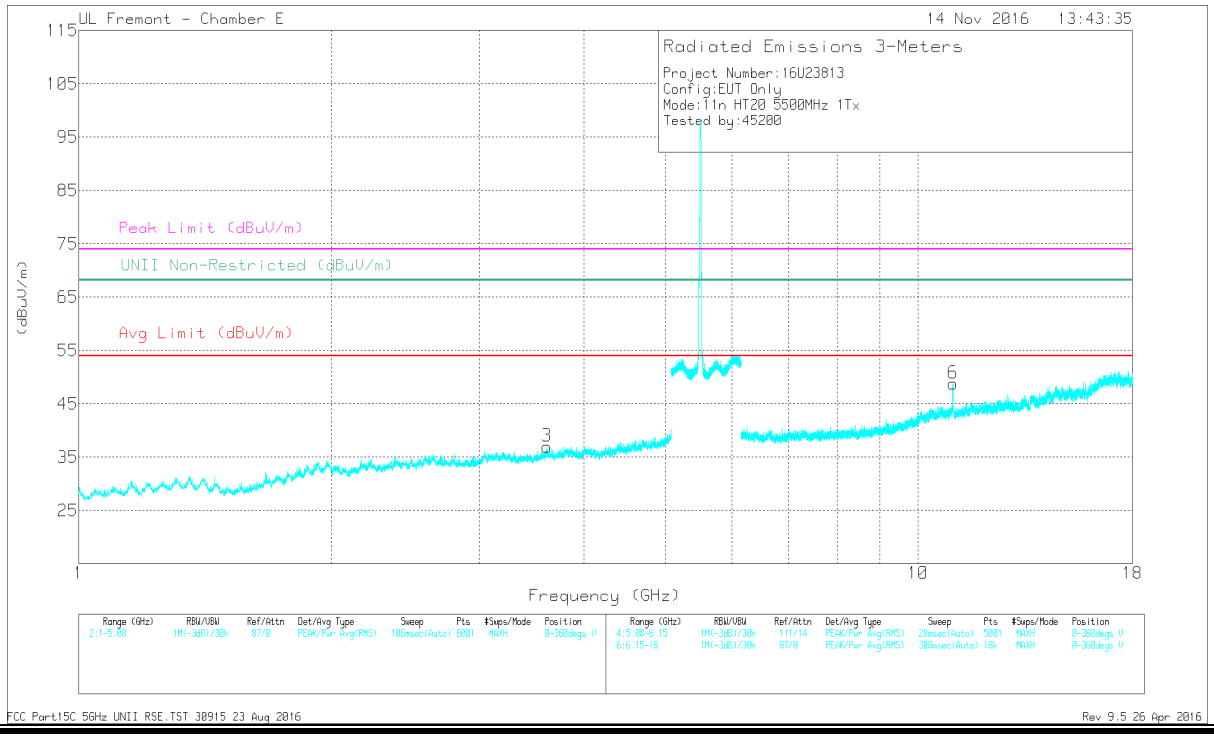

This report shall not be reproduced except in full, without the written approval of UL Verification Services Inc.

Marker	Frequency (GHz)	Meter Reading (dBuV)	Det	AF T711 (dB/m)	Amp/Cbl/Fltr/Pad (dB)	Corrected Reading (dBuV/m)	Avg Limit (dBuV/m)	Margin (dB)	Peak Limit (dBuV/m)	PK Margin (dB)	UNII Non-Restricted (dBuV/m)	PK Margin (dB)	Azimuth (Degs)	Height (cm)	Polarity
1	* 3.855	39.33	PK-U	33.2	-29.7	42.83	-	-	74	-31.17	-	-	15	285	H
	* 3.855	29.19	ADR	33.2	-29.7	32.69	54	-21.31	-	-	-	-	15	285	H
2	* 4.711	40.1	PK-U	34	-29	45.1	-	-	74	-28.9	-	-	289	177	H
	* 4.711	28.91	ADR	34	-29	33.91	54	-20.09	-	-	-	-	289	177	H
3	* 3.608	40.02	PK-U	33	-30.6	42.42	-	-	74	-31.58	-	-	50	331	V
	* 3.61	29.4	ADR	33	-30.6	31.8	54	-22.2	-	-	-	-	50	331	V
4	* 8.212	38.38	PK-U	35.8	-26.9	47.28	-	-	74	-26.72	-	-	30	296	H
	* 8.213	26.99	ADR	35.8	-26.9	35.89	54	-18.11	-	-	-	-	30	296	H
5	* 10.825	36.46	PK-U	37.9	-23.5	50.86	-	-	74	-23.14	-	-	26	328	H
	* 10.822	25.51	ADR	37.9	-23.5	39.91	54	-14.09	-	-	-	-	26	328	H
6	* 11	40.85	PK-U	38	-22.4	56.45	-	-	74	-17.55	-	-	61	106	V
	* 11	31.09	ADR	38	-22.4	46.69	54	-7.31	-	-	-	-	61	106	V

* - indicates frequency in CFR47 Pt 15 / IC RSS-Restricted Band
PK-U - U-NII: Maximum Peak
ADR - U-NII AD primary method, RMS average

UL VERIFICATION SERVICES INC. FORM NO: CCSUP4701J
47173 BENICIA STREET, FREMONT, CA 94538, USA TEL: (510) 771-1000 FAX: (510) 661-0888
This report shall not be reproduced except in full, without the written approval of UL Verification Services Inc.

MID CHANNEL HORIZONTAL

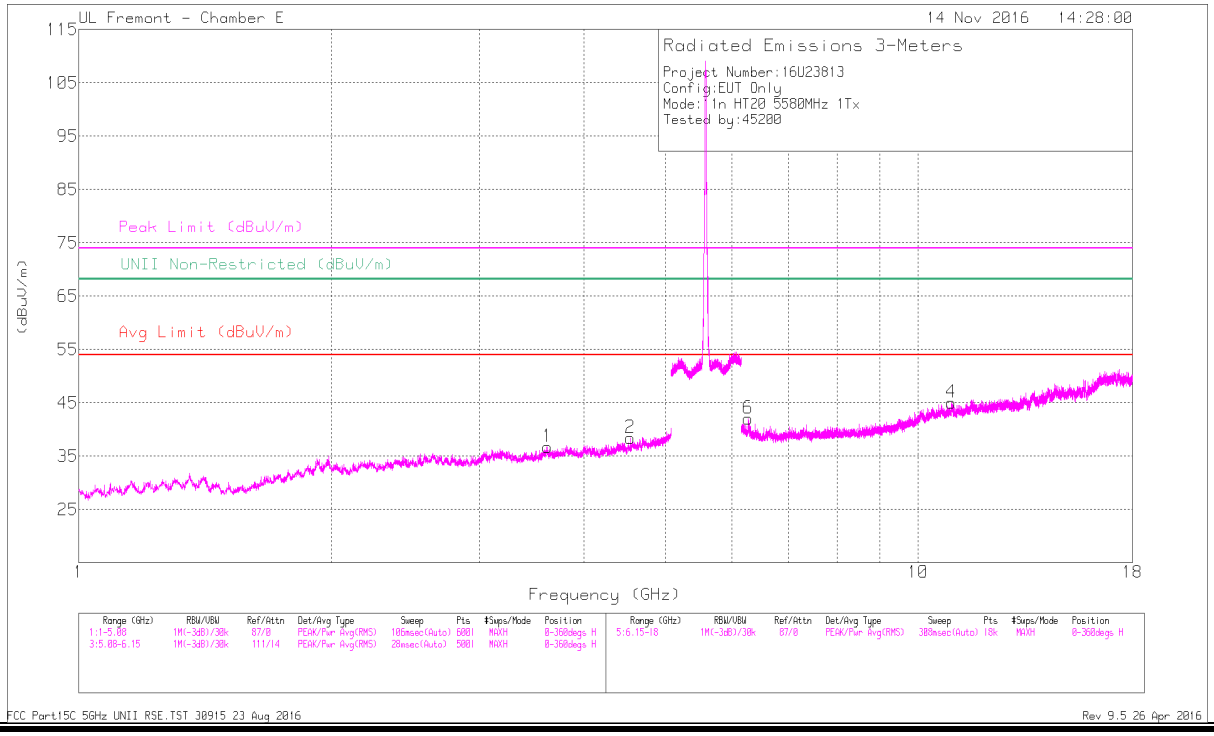

MID CHANNEL VERTICAL

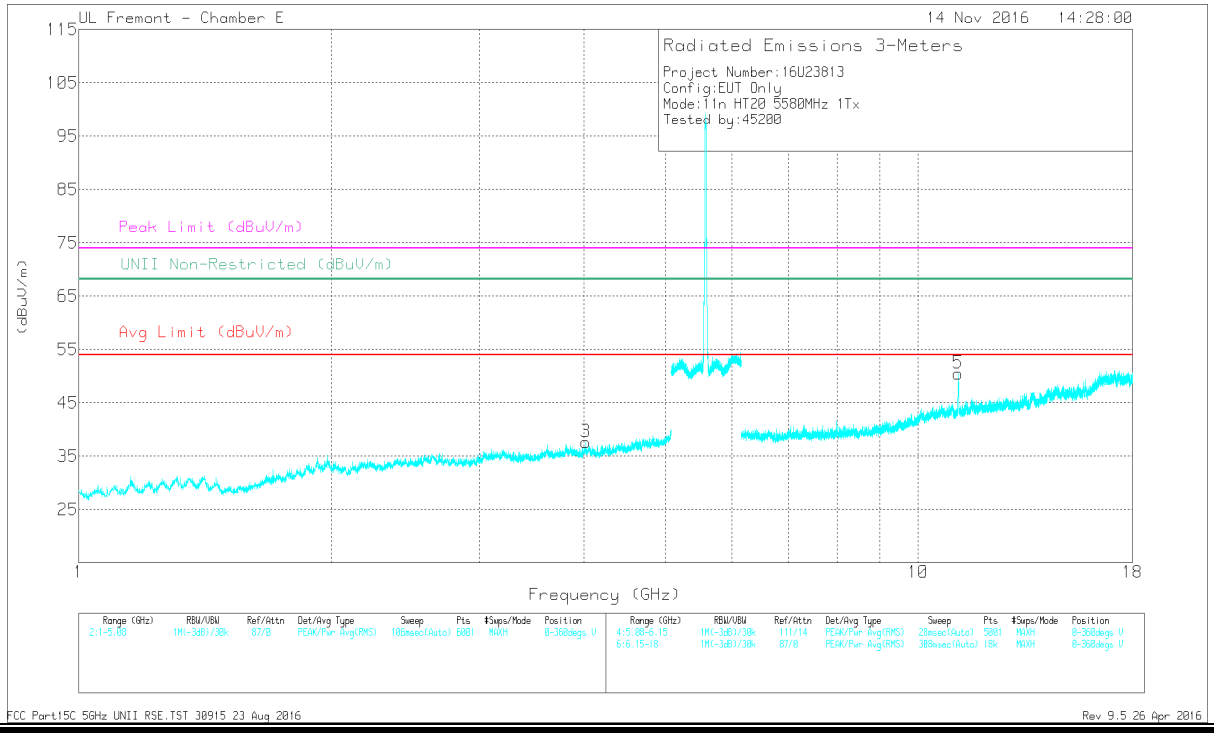

This report shall not be reproduced except in full, without the written approval of UL Verification Services Inc.

Marker	Frequency (GHz)	Meter Reading (dBuV)	Det	AF T711 (dB/m)	Amp/Cbl/Fltr/Pad (dB)	Corrected Reading (dBuV/m)	Avg Limit (dBuV/m)	Margin (dB)	Peak Limit (dBuV/m)	PK Margin (dB)	UNII Non-Restricted (dBuV/m)	PK Margin (dB)	Azimuth (Degs)	Height (cm)	Polarity
1	* 3.613	39.69	PK-U	33	-30.5	42.19	-	-	74	-31.81	-	-	122	219	H
	* 3.614	29.48	ADR	33	-30.5	31.98	54	-22.02	-	-	-	-	122	219	H
2	* 4.541	39.91	PK-U	33.7	-29.4	44.21	-	-	74	-29.79	-	-	13	198	H
	* 4.539	28.81	ADR	33.7	-29.4	33.11	54	-20.89	-	-	-	-	13	198	H
3	* 4.017	39.13	PK-U	33.2	-29.6	42.73	-	-	74	-31.27	-	-	6	360	V
	* 4.014	29.01	ADR	33.2	-29.6	32.61	54	-21.39	-	-	-	-	6	360	V
4	* 10.955	35.91	PK-U	38	-23.1	50.81	-	-	74	-23.19	-	-	260	222	H
	* 10.952	25.41	ADR	38	-23.3	40.11	54	-13.89	-	-	-	-	260	222	H
5	* 11.16	44.35	PK-U	38.1	-23.9	58.55	-	-	74	-15.45	-	-	57	206	V
	* 11.16	33.09	ADR	38.1	-23.9	47.29	54	-6.71	-	-	-	-	57	206	V
6	6.277	41.76	PK-U	35.6	-28.3	49.06	-	-	-	-	68.2	-19.14	47	119	H

* - indicates frequency in CFR47 Pt 15 / IC RSS-Restricted Band
PK-U - U-NII: Maximum Peak
ADR - U-NII AD primary method, RMS average

UL VERIFICATION SERVICES INC. FORM NO: CCSUP4701J
47173 BENICIA STREET, FREMONT, CA 94538, USA TEL: (510) 771-1000 FAX: (510) 661-0888
This report shall not be reproduced except in full, without the written approval of UL Verification Services Inc.

HIGH CHANNEL HORIZONTAL

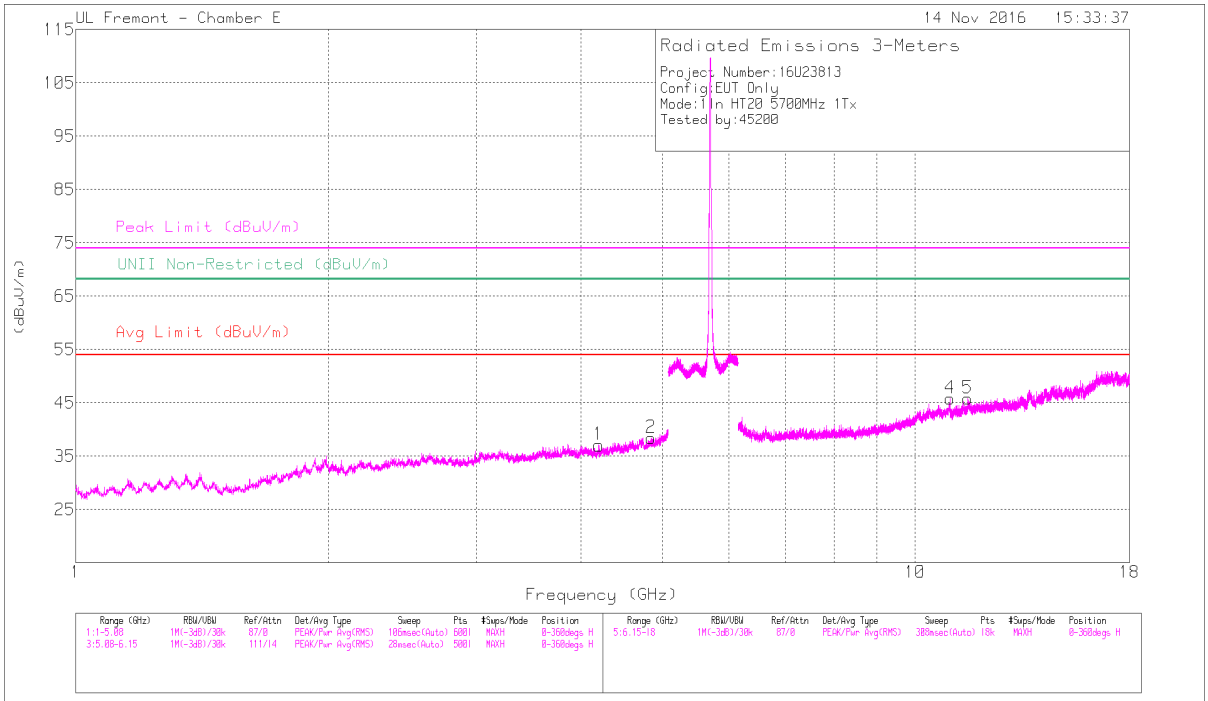

HIGH CHANNEL VERTICAL

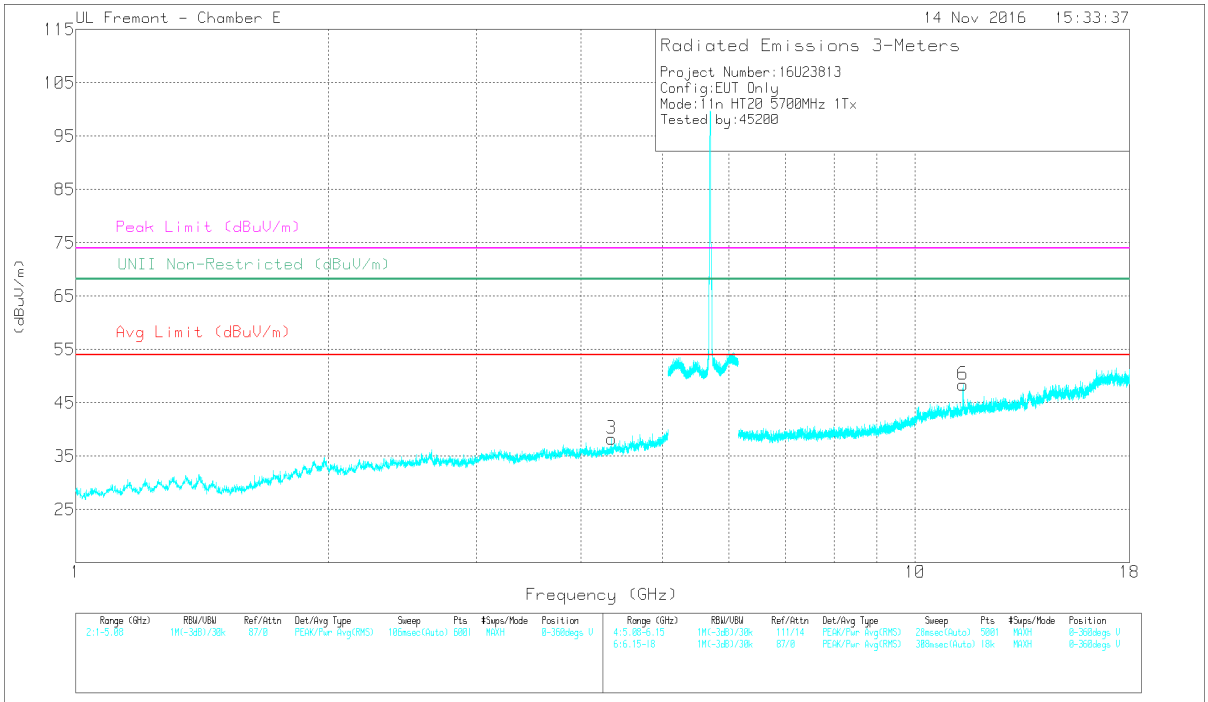

UL VERIFICATION SERVICES INC. FORM NO: CCSUP4701J
47173 BENICIA STREET, FREMONT, CA 94538, USA TEL: (510) 771-1000 FAX: (510) 661-0888
This report shall not be reproduced except in full, without the written approval of UL Verification Services Inc.

Marker	Frequency (GHz)	Meter Reading (dBuV)	Det	AF T711 (dB/m)	Amp/Cbl/Fltr/Pad (dB)	Corrected Reading (dBuV/m)	Avg Limit (dBuV/m)	Margin (dB)	Peak Limit (dBuV/m)	PK Margin (dB)	UNII Non-Restricted (dBuV/m)	PK Margin (dB)	Azimuth (Degs)	Height (cm)	Polarity
1	* 4.199	39.12	PK-U	33.3	-30	42.42	-	-	74	-31.58	-	-	152	331	H
	* 4.196	29.19	ADR	33.3	-30.1	32.39	54	-21.61	-	-	-	-	152	331	H
2	* 4.849	38.77	PK-U	34	-29	43.77	-	-	74	-30.23	-	-	27	152	H
	* 4.848	28.92	ADR	34	-29	33.92	54	-20.08	-	-	-	-	27	152	H
3	* 4.349	39.94	PK-U	33.5	-30.2	43.24	-	-	74	-30.76	-	-	241	218	V
	* 4.35	29.23	ADR	33.6	-30.2	32.63	54	-21.37	-	-	-	-	241	218	V
4	* 11.003	35.32	PK-U	38	-22.7	50.62	-	-	74	-23.38	-	-	169	184	H
	* 11.004	24.71	ADR	38	-22.8	39.91	54	-14.09	-	-	-	-	169	184	H
5	* 11.556	34.81	PK-U	38.4	-22.1	51.11	-	-	74	-22.89	-	-	360	295	H
	* 11.556	24.85	ADR	38.4	-22.1	41.15	54	-12.85	-	-	-	-	360	295	H
6	* 11.4	44.06	PK-U	38.2	-23.1	59.16	-	-	74	-14.84	-	-	43	110	V
	* 11.4	31.42	ADR	38.2	-23.1	46.52	54	-7.48	-	-	-	-	43	110	V

* - indicates frequency in CFR47 Pt 15 / IC RSS-Restricted Band
PK-U - U-NII: Maximum Peak
ADR - U-NII AD primary method, RMS average

UL VERIFICATION SERVICES INC. FORM NO: CCSUP4701J
47173 BENICIA STREET, FREMONT, CA 94538, USA TEL: (510) 771-1000 FAX: (510) 661-0888
This report shall not be reproduced except in full, without the written approval of UL Verification Services Inc.

9.1.21. 11ac HT20 ANTENNA B SISO STRADDLE CHANNEL 144

HARMONICS AND SPURIOUS EMISSIONS

LOW CHANNEL HORIZONTAL

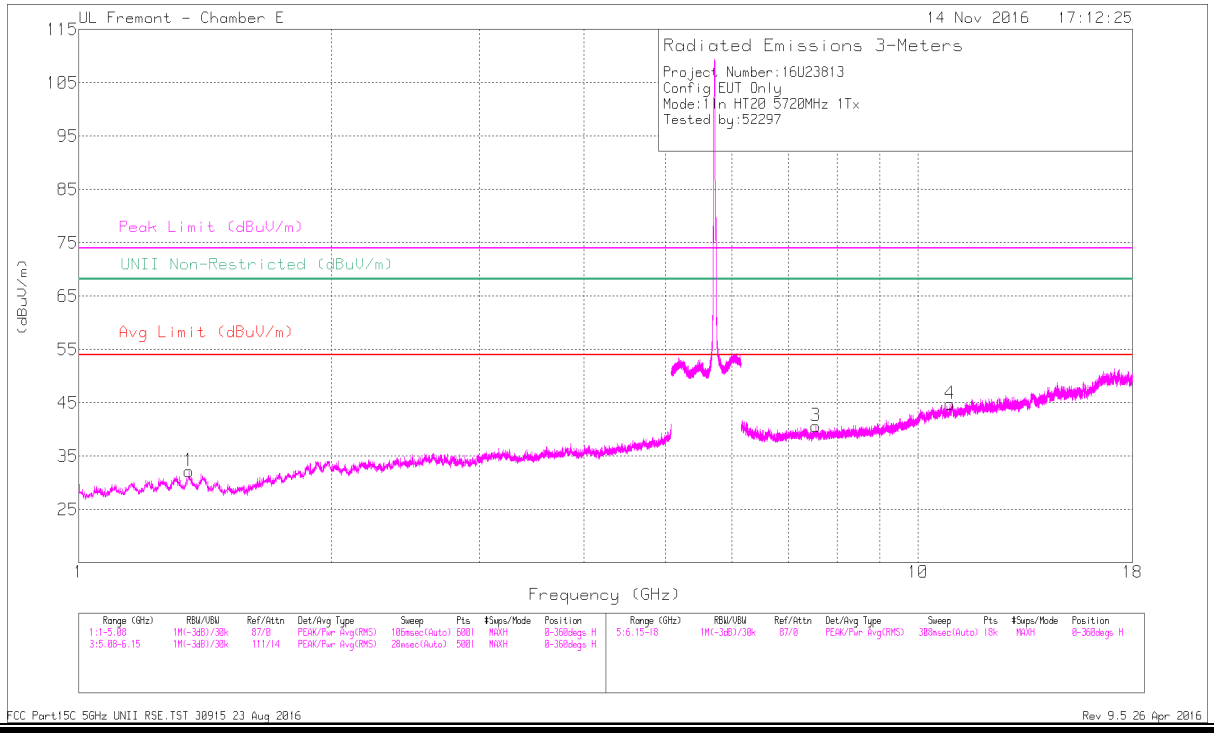

LOW CHANNEL VERTICAL

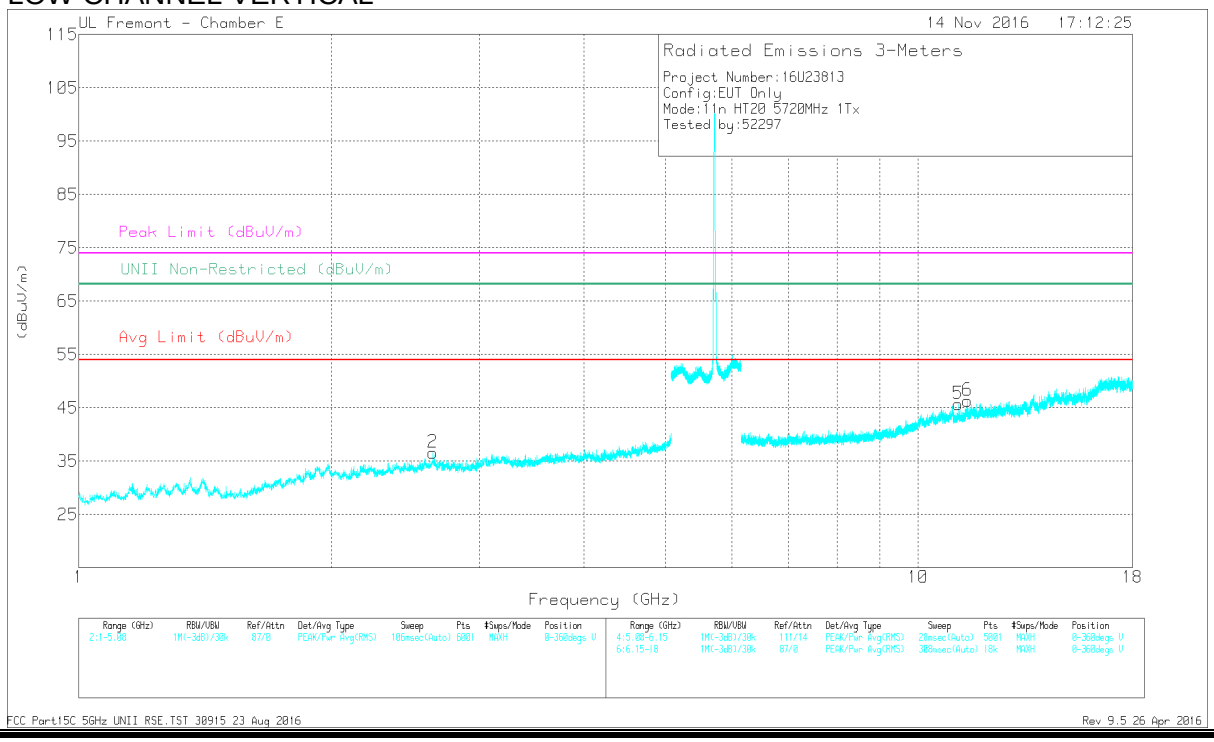

This report shall not be reproduced except in full, without the written approval of UL Verification Services Inc.

Marker	Frequency (GHz)	Meter Reading (dBuV)	Det	AF T711 (dB/m)	Amp/Cbl/Fltr/Pad (dB)	Corrected Reading (dBuV/m)	Avg Limit (dBuV/m)	Margin (dB)	Peak Limit (dBuV/m)	PK Margin (dB)	UNII Non-Restricted (dBuV/m)	PK Margin (dB)	Azimuth (Degs)	Height (cm)	Polarity
1	* 1.352	44.64	PK-U	29.2	-34.9	38.94	-	-	74	-35.06	-	-	281	327	H
	* 1.353	33.19	ADR	29.2	-34.8	27.59	54	-26.41	-	-	-	-	281	327	H
2	2.644	40.94	PK-U	32.6	-31.1	42.44	-	-	-	-	68.2	-25.76	224	291	V
3	* 7.547	37.78	PK-U	35.6	-26.5	46.88	-	-	74	-27.12	-	-	187	296	H
	* 7.546	26.67	ADR	35.6	-26.5	35.77	54	-18.23	-	-	-	-	187	296	H
4	* 10.911	36.65	PK-U	38	-24.1	50.55	-	-	74	-23.45	-	-	129	200	H
	* 10.91	26.19	ADR	38	-24.1	40.09	54	-13.91	-	-	-	-	129	200	H
5	* 11.158	36.96	PK-U	38.1	-23.9	51.16	-	-	74	-22.84	-	-	45	188	V
	* 11.166	25.75	ADR	38.1	-24.1	39.75	54	-14.25	-	-	-	-	45	188	V
6	* 11.44	39.75	PK-U	38.3	-23.5	54.55	-	-	74	-19.45	-	-	223	147	V
	* 11.44	28.22	ADR	38.3	-23.5	43.02	54	-10.98	-	-	-	-	223	147	V

* - indicates frequency in CFR47 Pt 15 / IC RSS-Restricted Band
PK-U - U-NII: Maximum Peak
ADR - U-NII AD primary method, RMS average

UL VERIFICATION SERVICES INC. FORM NO: CCSUP4701J
47173 BENICIA STREET, FREMONT, CA 94538, USA TEL: (510) 771-1000 FAX: (510) 661-0888
This report shall not be reproduced except in full, without the written approval of UL Verification Services Inc.

9.1.22. 11n HT20 2TX CDD MIMO MODE IN THE 5.6GHz BAND

RESTRICTED BANDEDGE (LOW CHANNEL)

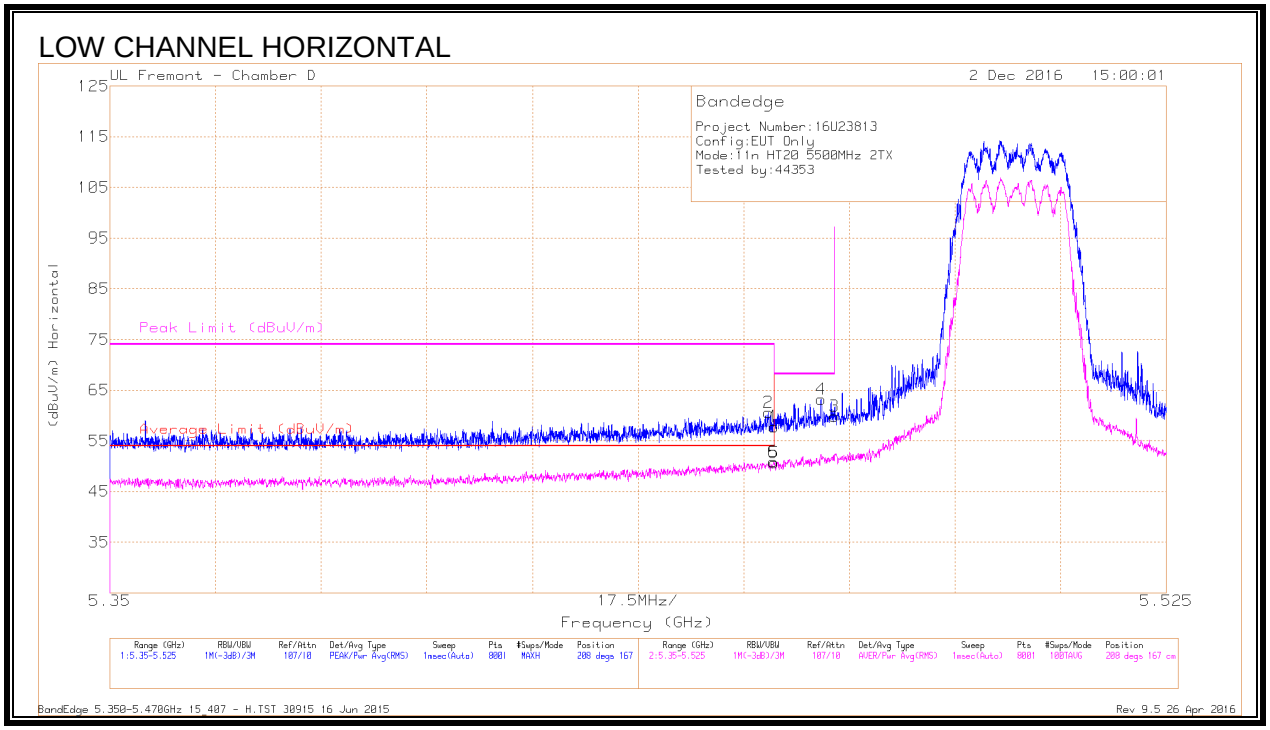

Marker	Frequency (GHz)	Meter Reading (dBuV)	Det	AF T712 (dB/m)	Amp/Cbl/Fltr/Pad (dB)	Corrected Reading (dBuV/m)	Average Limit (dBuV/m)	Margin (dB)	Peak Limit (dBuV/m)	PK Margin (dB)	Azimuth (Degs)	Height (cm)	Polarity
1	* 5.46	41.3	Pk	34.4	-17.9	57.8	-	-	74	-16.2	208	167	H
2	* 5.459	44.2	Pk	34.4	-18	60.6	-	-	74	-13.4	208	167	H
3	5.47	43.31	Pk	34.4	-17.9	59.81	-	-	68.2	-8.39	208	167	H
4	5.468	46.66	Pk	34.4	-17.9	63.16	-	-	68.2	-5.04	208	167	H
5	* 5.46	34.21	RMS	34.4	-17.9	50.71	54	-3.29	-	-	208	167	H
6	* 5.46	34.37	RMS	34.4	-17.9	50.87	54	-3.13	-	-	208	167	H

* - indicates frequency in CFR47 Pt 15 / IC RSS-Restricted Band
Pk - Peak detector
RMS - RMS detection

This report shall not be reproduced except in full, without the written approval of UL Verification Services Inc.

LOW CHANNEL VERTICAL

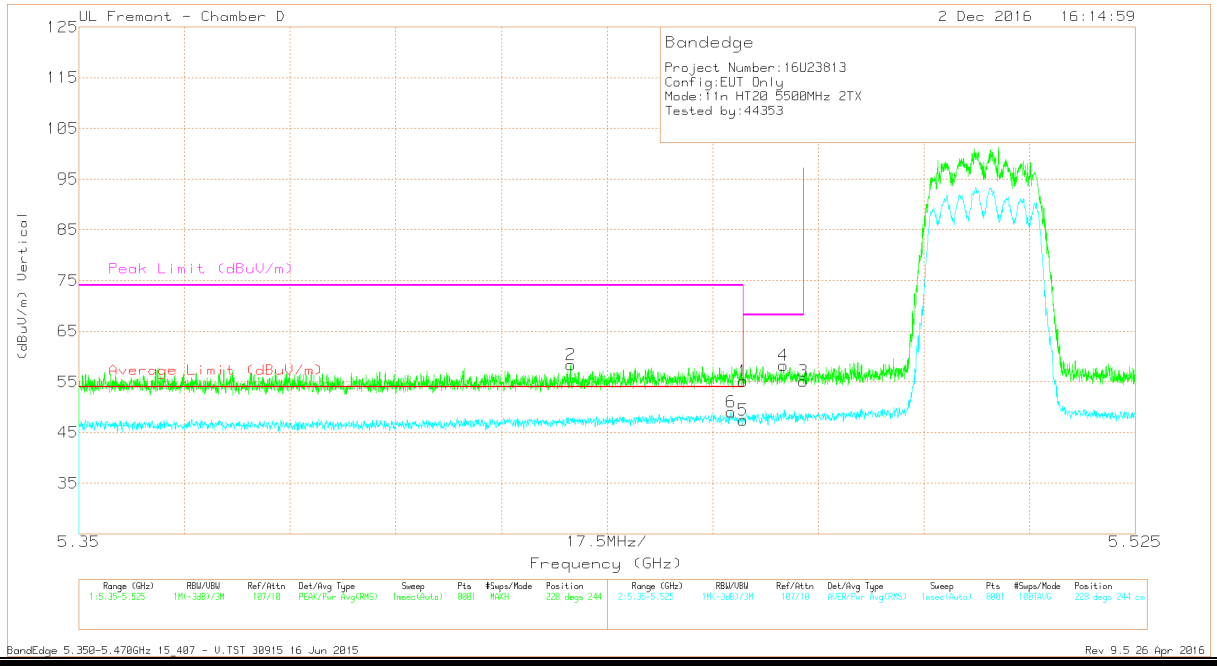

Marker	Frequency (GHz)	Meter Reading (dBuV)	Det	AF T712 (dB/m)	Amp/Cbl/Fltr/Pad (dB)	Corrected Reading (dBuV/m)	Average Limit (dBuV/m)	Margin (dB)	Peak Limit (dBuV/m)	PK Margin (dB)	Azimuth (Degs)	Height (cm)	Polarity
1	* 5.46	38.6	Pk	34.4	-17.9	55.1	-	-	74	-18.9	228	244	V
2	* 5.431	42.1	Pk	34.4	-18.1	58.4	-	-	74	-15.6	228	244	V
3	5.47	38.69	Pk	34.4	-17.9	55.19	-	-	68.2	-13.01	228	244	V
4	5.467	41.72	Pk	34.4	-17.9	58.22	-	-	68.2	-9.98	228	244	V
5	* 5.46	30.97	RMS	34.4	-17.9	47.47	54	-6.53	-	-	228	244	V
6	* 5.458	32.64	RMS	34.4	-18	49.04	54	-4.96	-	-	228	244	V

* - indicates frequency in CFR47 Pt 15 / IC RSS-Restricted Band
Pk - Peak detector
RMS - RMS detection

This report shall not be reproduced except in full, without the written approval of UL Verification Services Inc.

AUTHORIZED BANDEDGE (HIGH CHANNEL)

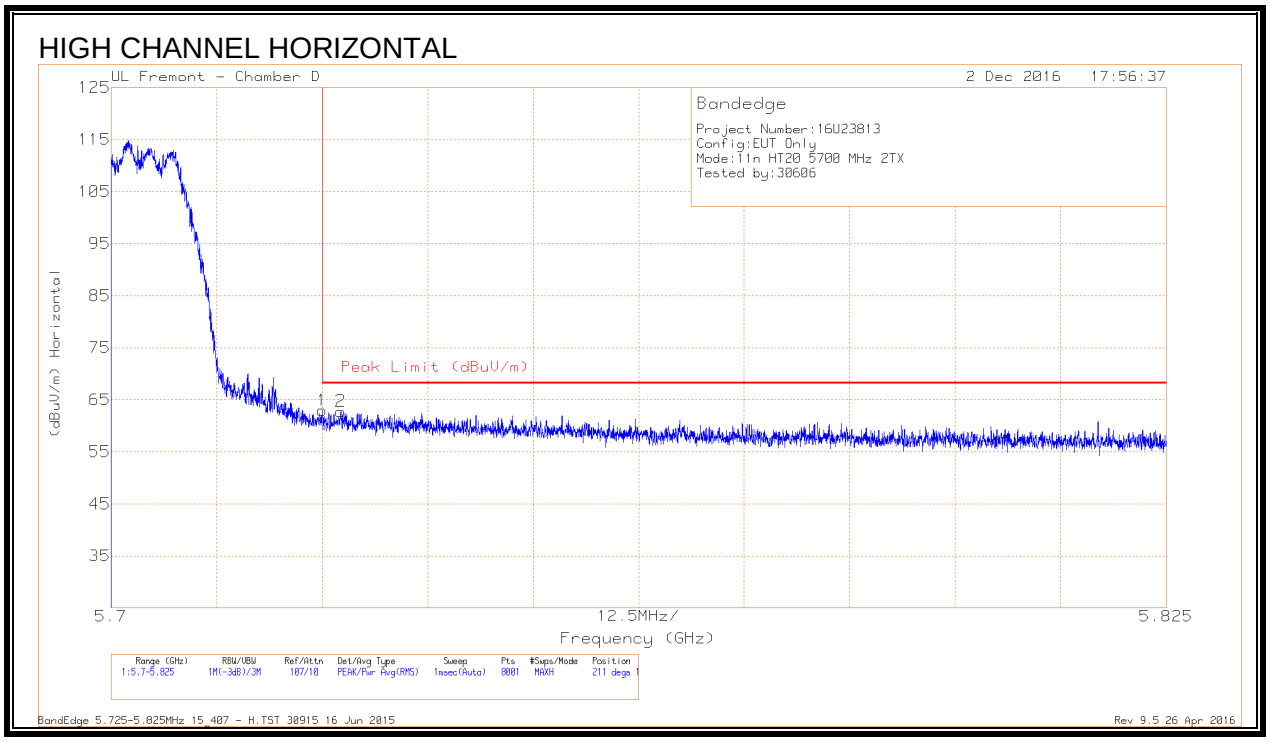

Marker	Frequency (GHz)	Meter Reading (dBuV)	Det	AF T712 (dB/m)	Amp/Cbl/Fltr/Pad (dB)	Corrected Reading (dBuV/m)	Peak Limit (dBuV/m)	PK Margin (dB)	Azimuth (Degs)	Height (cm)	Polarity
1	5.725	45.67	Pk	34.8	-17.5	62.97	68.2	-5.23	211	102	H
2	5.727	45.47	Pk	34.8	-17.5	62.77	68.2	-5.43	211	102	H

Pk - Peak detector

UL VERIFICATION SERVICES INC. FORM NO: CCSUP4701J
47173 BENICIA STREET, FREMONT, CA 94538, USA TEL: (510) 771-1000 FAX: (510) 661-0888
This report shall not be reproduced except in full, without the written approval of UL Verification Services Inc.

HIGH CHANNEL VERTICAL

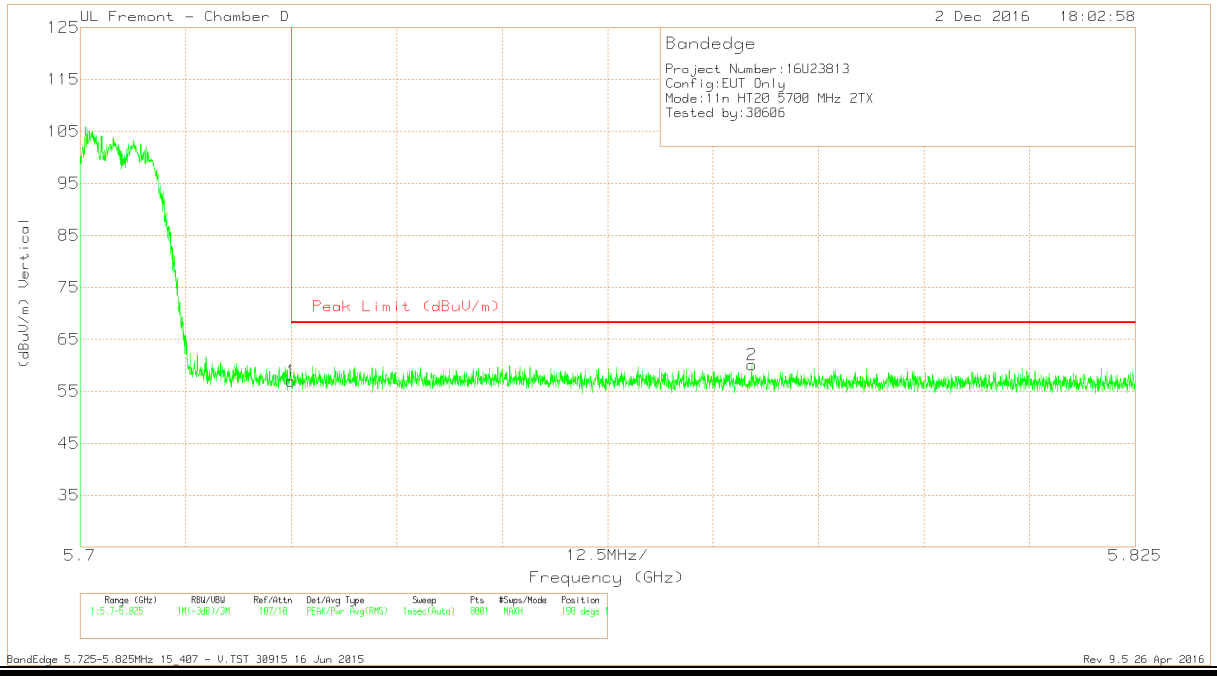

Marker	Frequency (GHz)	Meter Reading (dBuV)	Det	AF T712 (dB/m)	Amp/Cbl/Fltr/Pad (dB)	Corrected Reading (dBuV/m)	Peak Limit (dBuV/m)	PK Margin (dB)	Azimuth (Degs)	Height (cm)	Polarity
1	5.725	39.65	Pk	34.8	-17.5	56.95	68.2	-11.25	198	106	V
2	5.78	42.89	Pk	34.8	-17.6	60.09	68.2	-8.11	198	106	V

Pk - Peak detector

UL VERIFICATION SERVICES INC. FORM NO: CCSUP4701J
47173 BENICIA STREET, FREMONT, CA 94538, USA TEL: (510) 771-1000 FAX: (510) 661-0888
This report shall not be reproduced except in full, without the written approval of UL Verification Services Inc.

HARMONICS AND SPURIOUS EMISSIONS

LOW CHANNEL HORIZONTAL

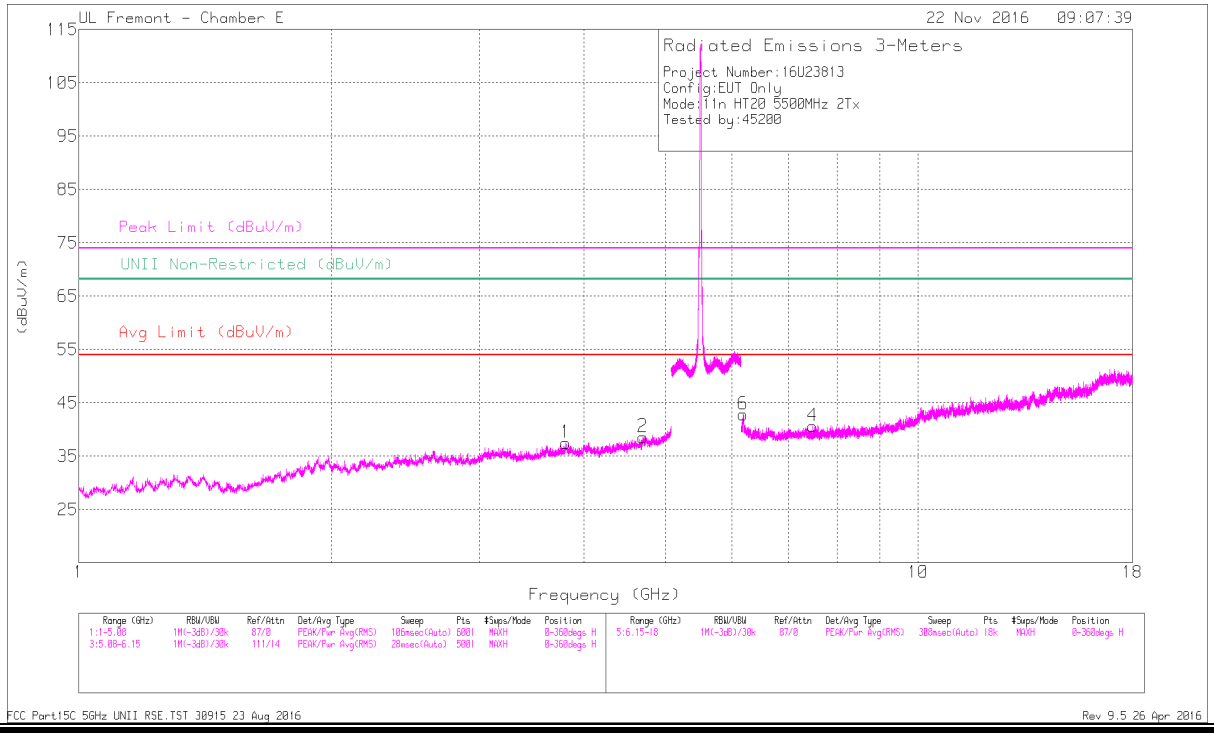

LOW CHANNEL VERTICAL

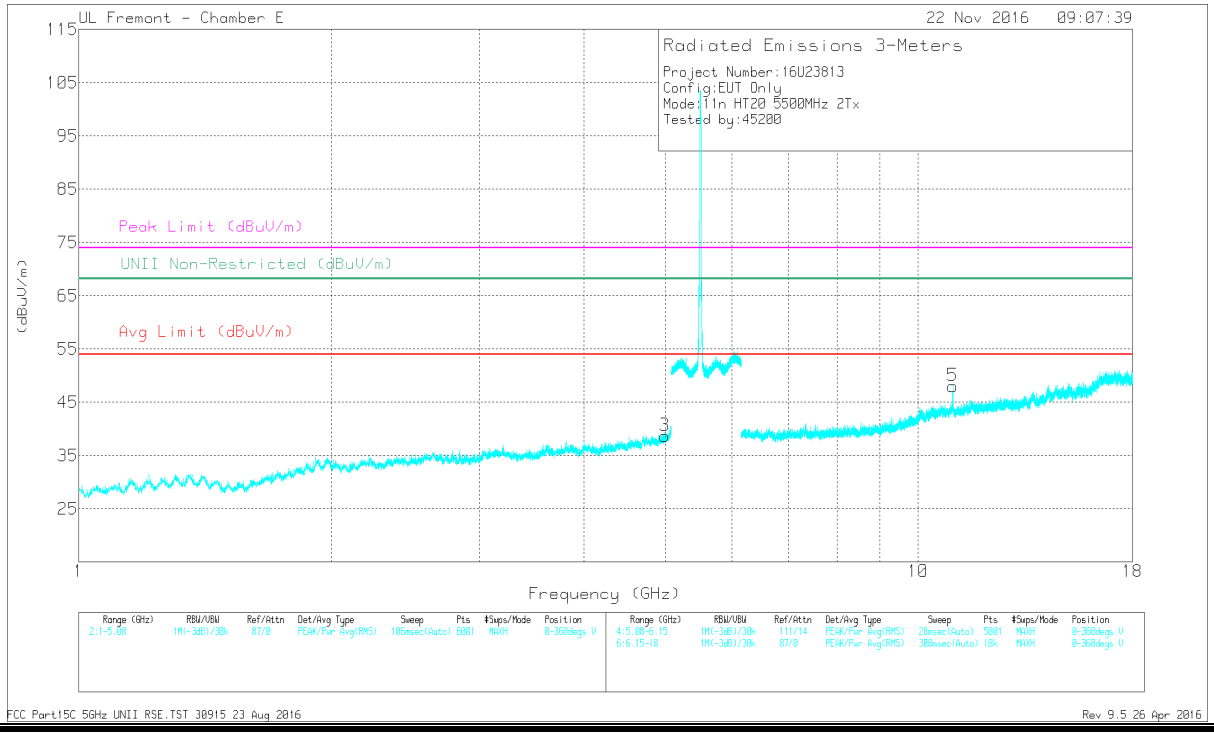

This report shall not be reproduced except in full, without the written approval of UL Verification Services Inc.

Marker	Frequency (GHz)	Meter Reading (dBuV)	Det	AF T711 (dB/m)	Amp/Cbl/Fltr/Pad (dB)	Corrected Reading (dBuV/m)	Avg Limit (dBuV/m)	Margin (dB)	Peak Limit (dBuV/m)	PK Margin (dB)	UNII Non-Restricted (dBuV/m)	PK Margin (dB)	Azimuth (Degs)	Height (cm)	Polarity
1	* 3.806	41.33	PK-U	33.1	-29.8	44.63	-	-	74	-29.37	-	-	194	345	H
	* 3.807	29.7	ADR	33.1	-29.7	33.1	54	-20.9	-	-	-	-	194	345	H
2	* 4.694	40.18	PK-U	34	-29.2	44.98	-	-	74	-29.02	-	-	105	163	H
	* 4.694	29.49	ADR	34	-29.2	34.29	54	-19.71	-	-	-	-	105	163	H
3	* 4.994	40.13	PK-U	33.9	-29	45.03	-	-	74	-28.97	-	-	293	347	V
	* 4.995	29.54	ADR	33.9	-29	34.44	54	-19.56	-	-	-	-	293	347	V
4	* 7.488	38.16	PK-U	35.5	-27.4	46.26	-	-	74	-27.74	-	-	28	169	H
	* 7.488	27.51	ADR	35.5	-27.4	35.61	54	-18.39	-	-	-	-	28	169	H
5	* 10.997	37.88	PK-U	38	-22.3	53.58	-	-	74	-20.42	-	-	287	103	V
	* 10.996	26.89	ADR	38	-22.3	42.59	54	-11.41	-	-	-	-	287	103	V
6	6.187	42.7	PK-U	35.5	-28.1	50.1	-	-	-	-	68.2	-18.1	258	161	H

* - indicates frequency in CFR47 Pt 15 / IC RSS-Restricted Band
PK-U - U-NII: Maximum Peak
ADR - U-NII AD primary method, RMS average

UL VERIFICATION SERVICES INC. FORM NO: CCSUP4701J
47173 BENICIA STREET, FREMONT, CA 94538, USA TEL: (510) 771-1000 FAX: (510) 661-0888
This report shall not be reproduced except in full, without the written approval of UL Verification Services Inc.

MID CHANNEL HORIZONTAL

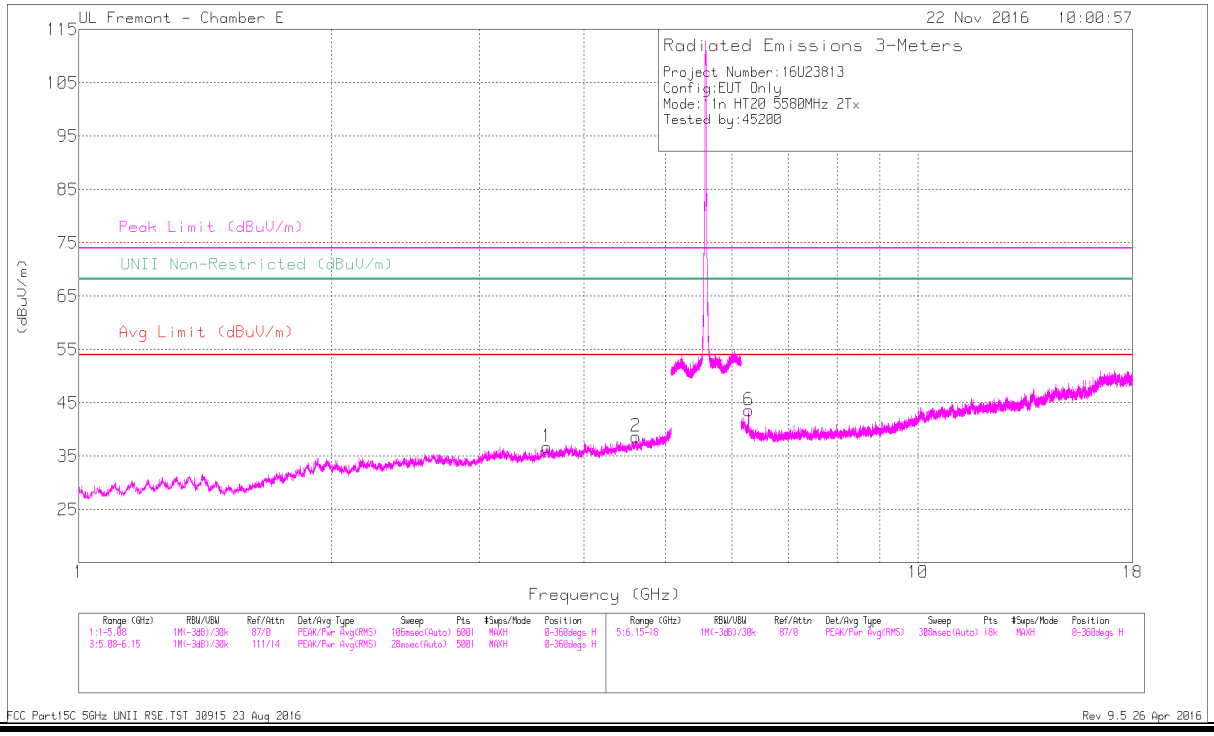

MID CHANNEL VERTICAL

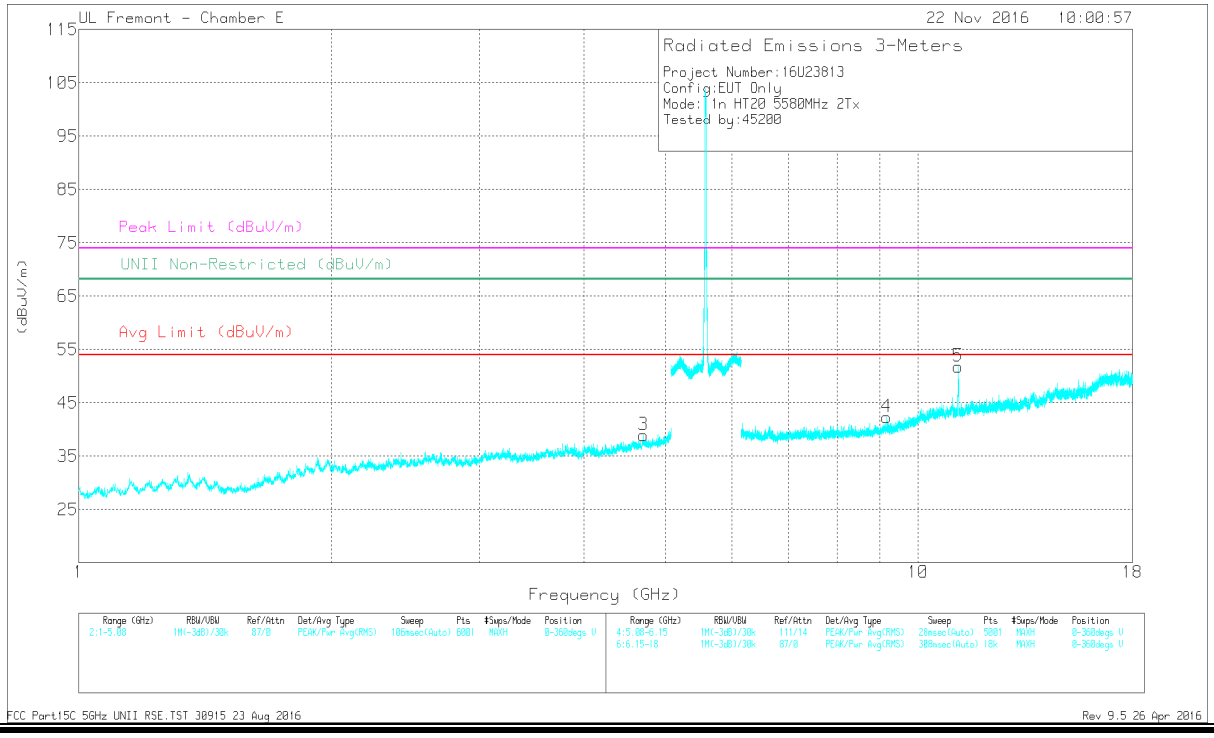

This report shall not be reproduced except in full, without the written approval of UL Verification Services Inc.

Marker	Frequency (GHz)	Meter Reading (dBuV)	Det	AF T711 (dB/m)	Amp/Cbl/Fltr/Pad (dB)	Corrected Reading (dBuV/m)	Avg Limit (dBuV/m)	Margin (dB)	Peak Limit (dBuV/m)	PK Margin (dB)	UNII Non-Restricted (dBuV/m)	PK Margin (dB)	Azimuth (Degs)	Height (cm)	Polarity
1	* 3.617	40.83	PK-U	33	-30.5	43.33	-	-	74	-30.67	-	-	6	226	H
	* 3.613	29.45	ADR	33	-30.5	31.95	54	-22.05	-	-	-	-	6	226	H
2	* 4.611	40.25	PK-U	33.9	-29.4	44.75	-	-	74	-29.25	-	-	257	307	H
	* 4.612	29.41	ADR	33.9	-29.3	34.01	54	-19.99	-	-	-	-	257	307	H
3	* 4.706	39.71	PK-U	34	-28.9	44.81	-	-	74	-29.19	-	-	259	287	V
	* 4.707	29.28	ADR	34	-29	34.28	54	-19.72	-	-	-	-	259	287	V
4	* 11.155	42.4	PK-U	38.1	-23.8	56.7	-	-	74	-17.3	-	-	313	166	V
	* 11.155	31.54	ADR	38.1	-23.8	45.84	54	-8.16	-	-	-	-	313	166	V
5	* 9.178	37.31	PK-U	36.2	-25.9	47.61	-	-	74	-26.39	-	-	197	393	V
	* 9.179	26.59	ADR	36.2	-25.9	36.89	54	-17.11	-	-	-	-	197	393	V
6	6.278	42.71	PK-U	35.6	-28.3	50.01	-	-	-	-	68.2	-18.19	298	127	H

* - indicates frequency in CFR47 Pt 15 / IC RSS-Restricted Band
PK-U - U-NII: Maximum Peak
ADR - U-NII AD primary method, RMS average

UL VERIFICATION SERVICES INC. FORM NO: CCSUP4701J
47173 BENICIA STREET, FREMONT, CA 94538, USA TEL: (510) 771-1000 FAX: (510) 661-0888
This report shall not be reproduced except in full, without the written approval of UL Verification Services Inc.

HIGH CHANNEL HORIZONTAL

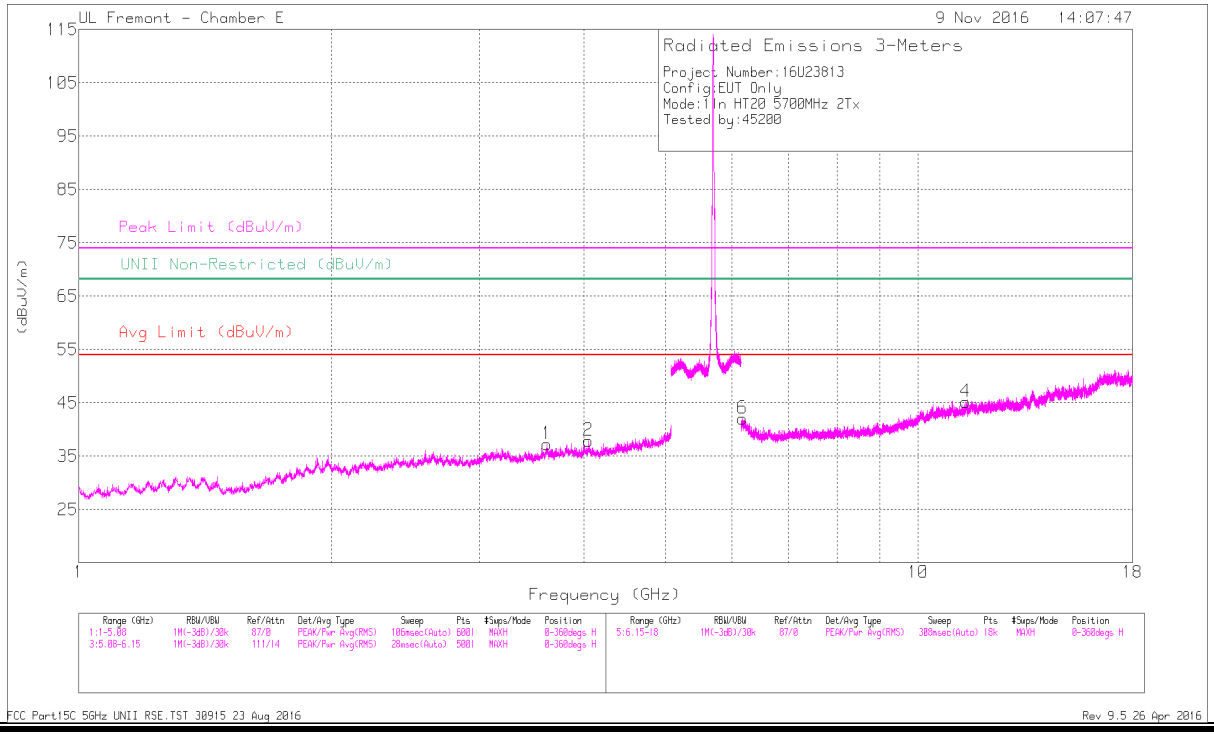

HIGH CHANNEL VERTICAL

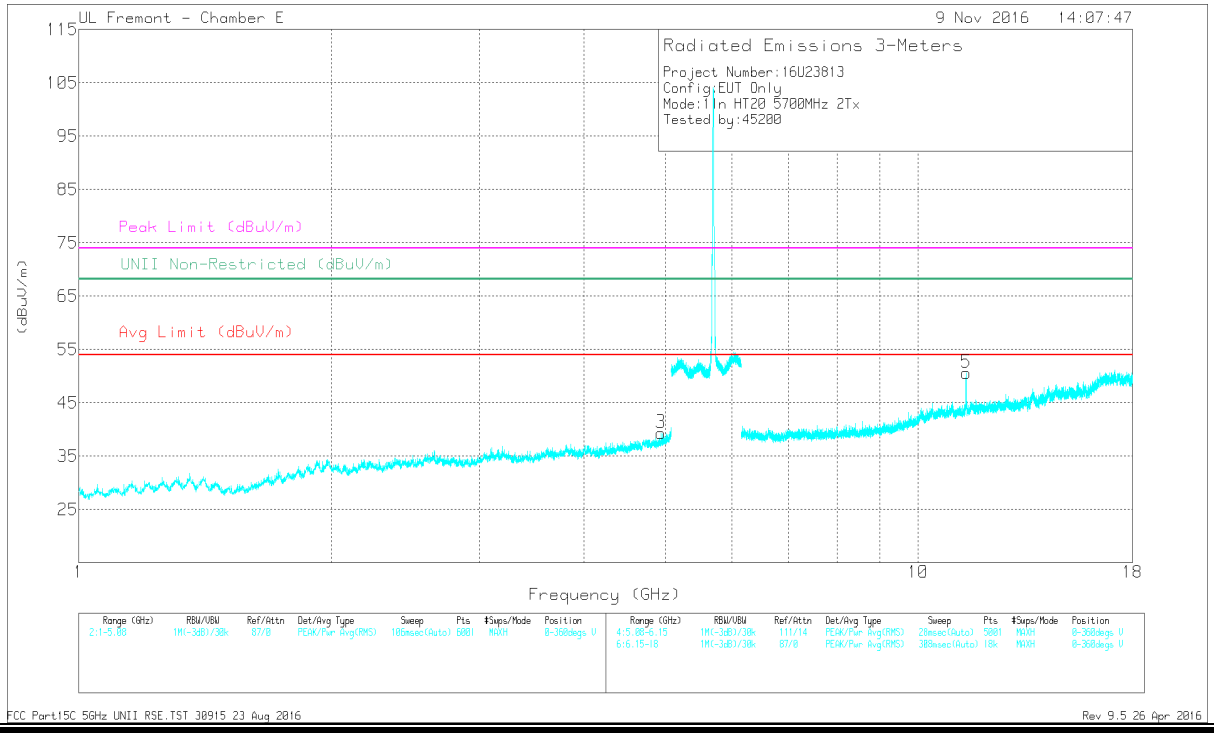

This report shall not be reproduced except in full, without the written approval of UL Verification Services Inc.

Marker	Frequency (GHz)	Meter Reading (dBuV)	Det	AF T711 (dB/m)	Amp/Cbl/Fltr/Pad (dB)	Corrected Reading (dBuV/m)	Avg Limit (dBuV/m)	Margin (dB)	Peak Limit (dBuV/m)	PK Margin (dB)	UNII Non-Restricted (dBuV/m)	PK Margin (dB)	Azimuth (Degs)	Height (cm)	Polarity
1	* 3.613	40.18	PK-U	33	-30.5	42.68	-	-	74	-31.32	-	-	63	203	H
	* 3.615	29.35	ADR	33	-30.5	31.85	54	-22.15	-	-	-	-	63	203	H
2	* 4.044	40.62	PK-U	33.2	-29.7	44.12	-	-	74	-29.88	-	-	90	215	H
	* 4.045	29.04	ADR	33.2	-29.7	32.54	54	-21.46	-	-	-	-	90	215	H
3	* 4.939	40.41	PK-U	34	-29.4	45.01	-	-	74	-28.99	-	-	298	326	V
	* 4.943	29.52	ADR	34	-29.4	34.12	54	-19.88	-	-	-	-	298	326	V
4	* 11.394	36.13	PK-U	38.2	-23.3	51.03	-	-	74	-22.97	-	-	126	249	H
	* 11.397	25.61	ADR	38.2	-23.2	40.61	54	-13.39	-	-	-	-	126	249	H
5	* 11.403	42.92	PK-U	38.2	-23	58.12	-	-	74	-15.88	-	-	158	193	V
	* 11.403	30.4	ADR	38.2	-23	45.6	54	-8.4	-	-	-	-	158	193	V
6	6.17	41.32	PK-U	35.5	-28.2	48.62	-	-	-	-	68.2	-19.58	158	117	H

* - indicates frequency in CFR47 Pt 15 / IC RSS-Restricted Band
PK-U - U-NII: Maximum Peak
ADR - U-NII AD primary method, RMS average

UL VERIFICATION SERVICES INC. FORM NO: CCSUP4701J
47173 BENICIA STREET, FREMONT, CA 94538, USA TEL: (510) 771-1000 FAX: (510) 661-0888
This report shall not be reproduced except in full, without the written approval of UL Verification Services Inc.

9.1.23. 11ac HT20 2TX CDD MIMO STRADDLE CHANNEL 144

HARMONICS AND SPURIOUS EMISSIONS

LOW CHANNEL HORIZONTAL

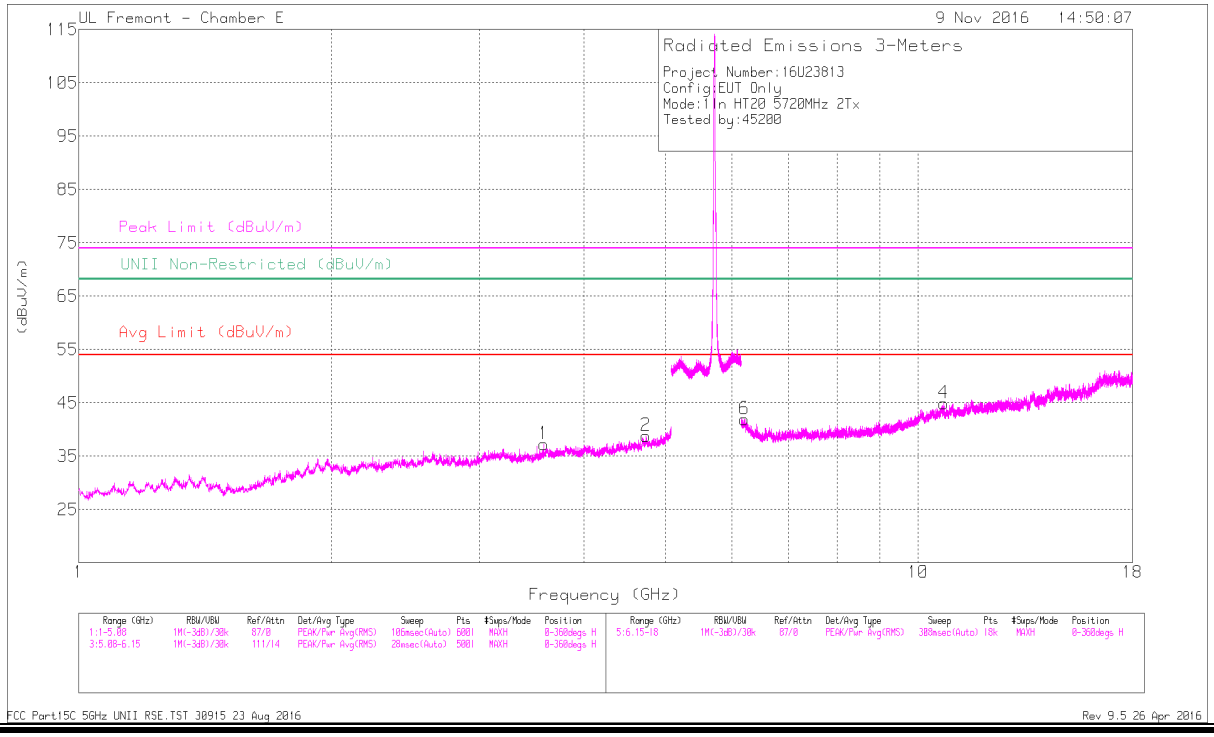

LOW CHANNEL VERTICAL

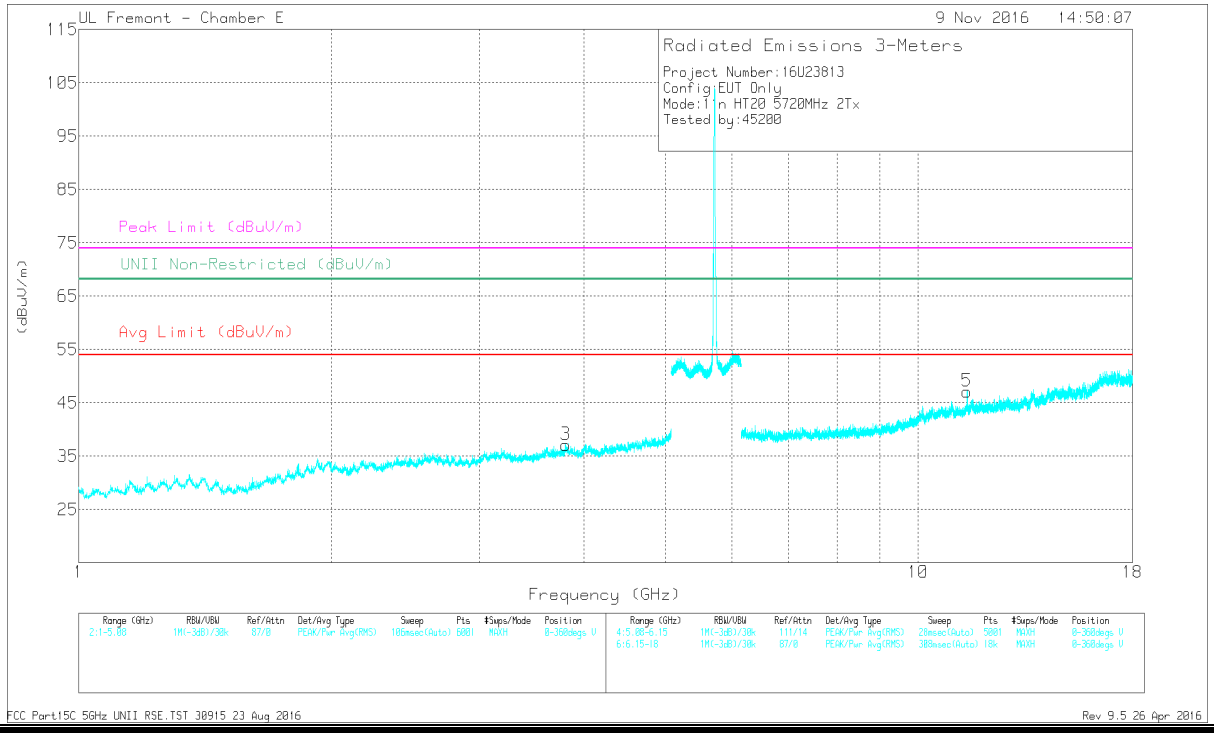

This report shall not be reproduced except in full, without the written approval of UL Verification Services Inc.

Marker	Frequency (GHz)	Meter Reading (dBuV)	Det	AF T711 (dB/m)	Amp/Cbl/Fltr/Pad (dB)	Corrected Reading (dBuV/m)	Avg Limit (dBuV/m)	Margin (dB)	Peak Limit (dBuV/m)	PK Margin (dB)	UNII Non-Restricted (dBuV/m)	PK Margin (dB)	Azimuth (Degs)	Height (cm)	Polarity
1	* 3.579	40.06	PK-U	33	-30.3	42.76	-	-	74	-31.24	-	-	257	213	H
	* 3.579	29.31	ADR	33	-30.3	32.01	54	-21.99	-	-	-	-	257	213	H
2	* 4.739	39.53	PK-U	34	-28.9	44.63	-	-	74	-29.37	-	-	213	324	H
	* 4.737	29.01	ADR	34	-28.9	34.11	54	-19.89	-	-	-	-	213	324	H
3	* 3.804	40.05	PK-U	33.1	-29.9	43.25	-	-	74	-30.75	-	-	332	162	V
	* 3.804	29.4	ADR	33.1	-29.9	32.6	54	-21.4	-	-	-	-	332	162	V
4	* 10.716	36.1	PK-U	37.9	-23.5	50.5	-	-	74	-23.5	-	-	162	154	H
	* 10.717	25.16	ADR	37.9	-23.5	39.56	54	-14.44	-	-	-	-	162	154	H
5	* 11.438	42.26	PK-U	38.3	-23.5	57.06	-	-	74	-16.94	-	-	156	193	V
	* 11.438	29.53	ADR	38.3	-23.5	44.33	54	-9.67	-	-	-	-	156	193	V
6	6.204	42.01	PK-U	35.6	-28.1	49.51	-	-	-	-	68.2	-18.69	77	117	H

* - indicates frequency in CFR47 Pt 15 / IC RSS-Restricted Band
PK-U - U-NII: Maximum Peak
ADR - U-NII AD primary method, RMS average

UL VERIFICATION SERVICES INC. FORM NO: CCSUP4701J
47173 BENICIA STREET, FREMONT, CA 94538, USA TEL: (510) 771-1000 FAX: (510) 661-0888
This report shall not be reproduced except in full, without the written approval of UL Verification Services Inc.

9.1.24. 11n HT40 ANTENNA A SISO MODE IN THE 5.6GHz BAND

RESTRICTED BANDEDGE (LOW CHANNEL)

LOW CHANNEL HORIZONTAL

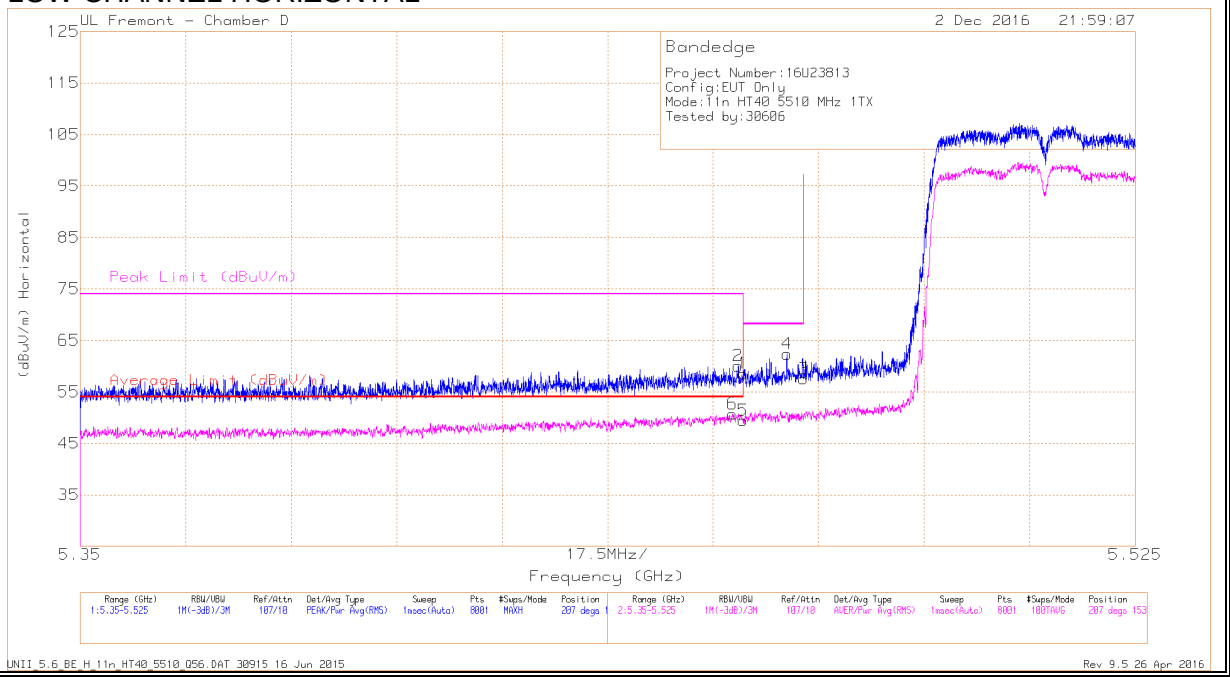

Marker	Frequency (GHz)	Meter Reading (dBuV)	Det	AF T712 (dB/m)	Amp/Cbl/Fltr/Pad (dB)	DC Corr (dB)	Corrected Reading (dBuV/m)	Average Limit (dBuV/m)	Margin (dB)	Peak Limit (dBuV/m)	PK Margin (dB)	Azimuth (Degs)	Height (cm)	Polarity
1	* 5.46	42.07	Pk	34.4	-17.9	0	58.57	-	-	74	-15.43	207	153	H
2	* 5.459	43.66	Pk	34.4	-18	0	60.06	-	-	74	-13.94	207	153	H
3	5.47	41	Pk	34.4	-17.9	0	57.5	-	-	68.2	-10.7	207	153	H
4	5.467	45.87	Pk	34.4	-17.9	0	62.37	-	-	68.2	-5.83	207	153	H
5	* 5.46	32.84	RMS	34.4	-17.9	.1	49.44	54	-4.56	-	-	207	153	H
6	* 5.458	34.24	RMS	34.4	-18	.1	50.74	54	-3.26	-	-	207	153	H

* - indicates frequency in CFR47 Pt 15 / IC RSS-Restricted Band
Pk - Peak detector
RMS - RMS detection

UL VERIFICATION SERVICES INC. FORM NO: CCSUP4701J
47173 BENICIA STREET, FREMONT, CA 94538, USA TEL: (510) 771-1000 FAX: (510) 661-0888
This report shall not be reproduced except in full, without the written approval of UL Verification Services Inc.

LOW CHANNEL VERTICAL

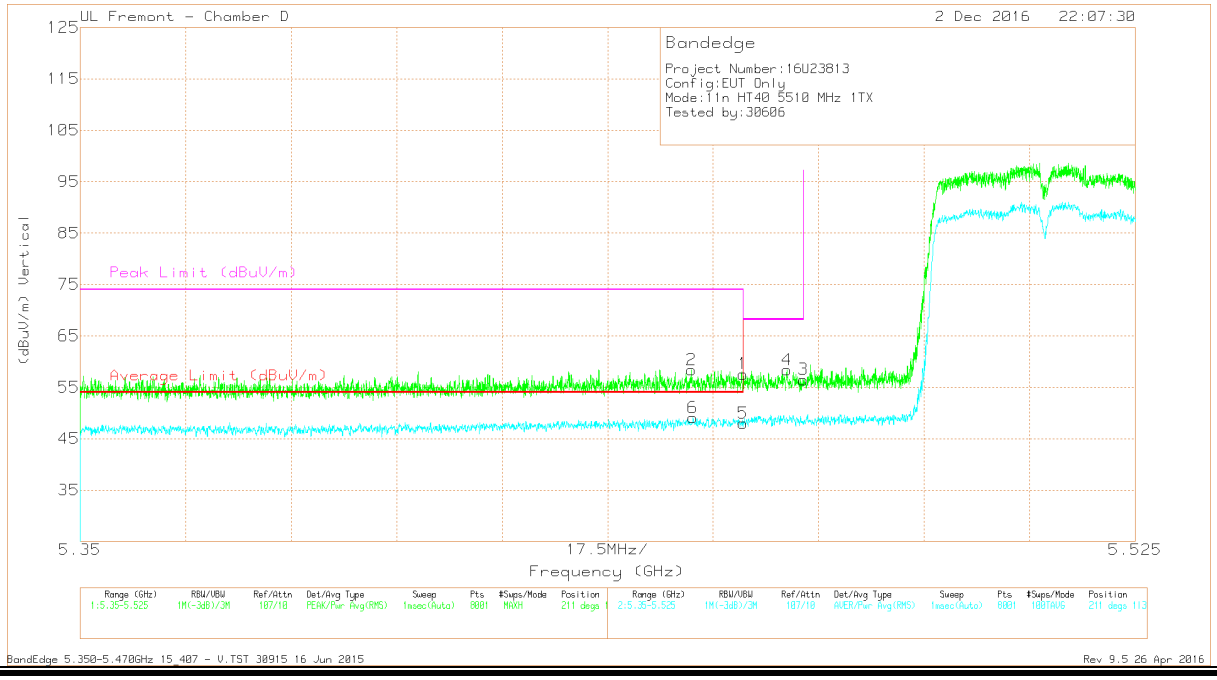

Marker	Frequency (GHz)	Meter Reading (dBuV)	Det	AF T712 (dB/m)	Amp/Cbl/Fltr/Pad (dB)	DC Corr (dB)	Corrected Reading (dBuV/m)	Average Limit (dBuV/m)	Margin (dB)	Peak Limit (dBuV/m)	PK Margin (dB)	Azimuth (Degs)	Height (cm)	Polarity
1	* 5.46	41.1	Pk	34.4	-17.9	0	57.6	-	-	74	-16.4	211	113	V
2	* 5.451	41.97	Pk	34.4	-18	0	58.37	-	-	74	-15.63	211	113	V
3	5.47	39.99	Pk	34.4	-17.9	0	56.49	-	-	68.2	-11.71	211	113	V
4	5.467	41.89	Pk	34.4	-17.9	0	58.39	-	-	68.2	-9.81	211	113	V
5	* 5.46	31.39	RMS	34.4	-17.9	.1	47.99	54	-6.01	-	-	211	113	V
6	* 5.452	32.61	RMS	34.4	-18	.1	49.11	54	-4.89	-	-	211	113	V

* - indicates frequency in CFR47 Pt 15 / IC RSS-Restricted Band
Pk - Peak detector
RMS - RMS detection

UL VERIFICATION SERVICES INC. FORM NO: CCSUP4701J
47173 BENICIA STREET, FREMONT, CA 94538, USA TEL: (510) 771-1000 FAX: (510) 661-0888
This report shall not be reproduced except in full, without the written approval of UL Verification Services Inc.

AUTHORIZED BANDEDGE (HIGH CHANNEL)

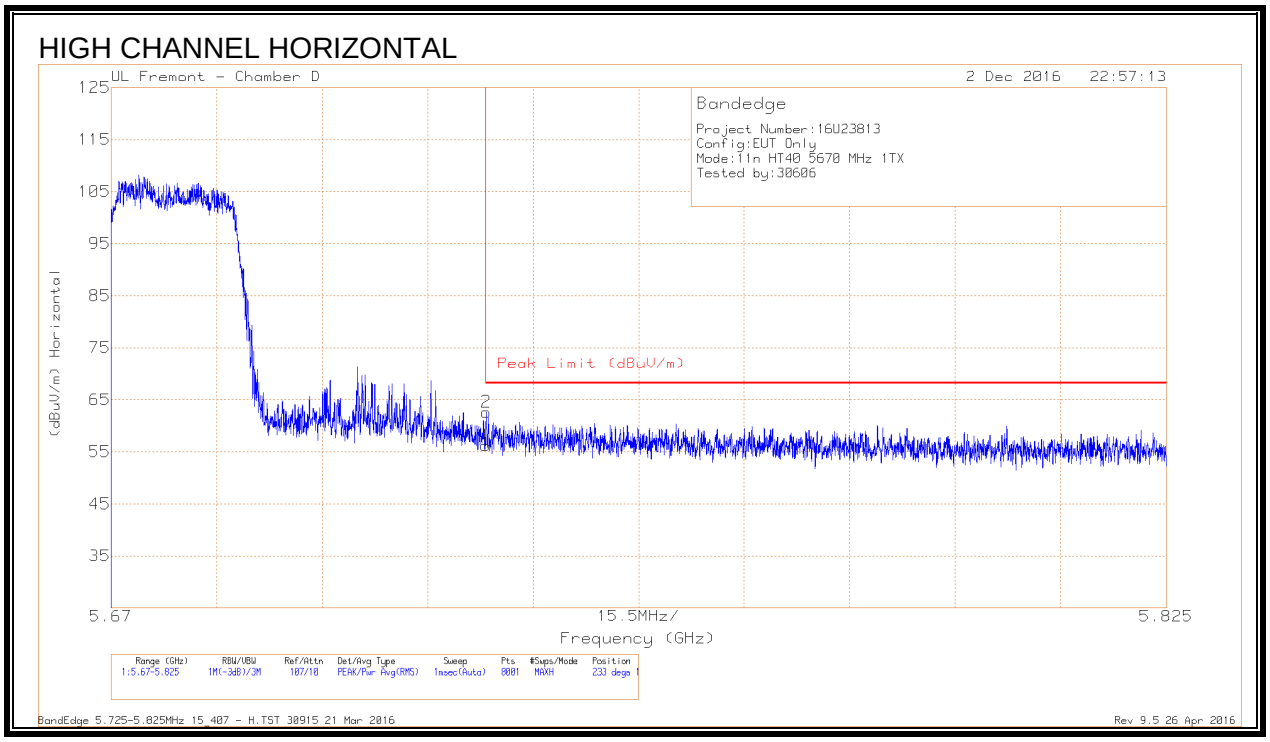

Marker	Frequency (GHz)	Meter Reading (dBuV)	Det	AF T712 (dB/m)	Amp/Cbl/Fltr/Pad (dB)	DC Corr (dB)	Corrected Reading (dBuV/m)	Peak Limit (dBuV/m)	PK Margin (dB)	Azimuth (Degs)	Height (cm)	Polarity
1	5.725	38.88	Pk	34.8	-17.5	0	56.18	68.2	-12.02	233	140	H
2	5.725	45.35	Pk	34.8	-17.5	0	62.65	68.2	-5.55	233	140	H

Pk - Peak detector

UL VERIFICATION SERVICES INC. FORM NO: CCSUP4701J
47173 BENICIA STREET, FREMONT, CA 94538, USA TEL: (510) 771-1000 FAX: (510) 661-0888
This report shall not be reproduced except in full, without the written approval of UL Verification Services Inc.

HIGH CHANNEL VERTICAL

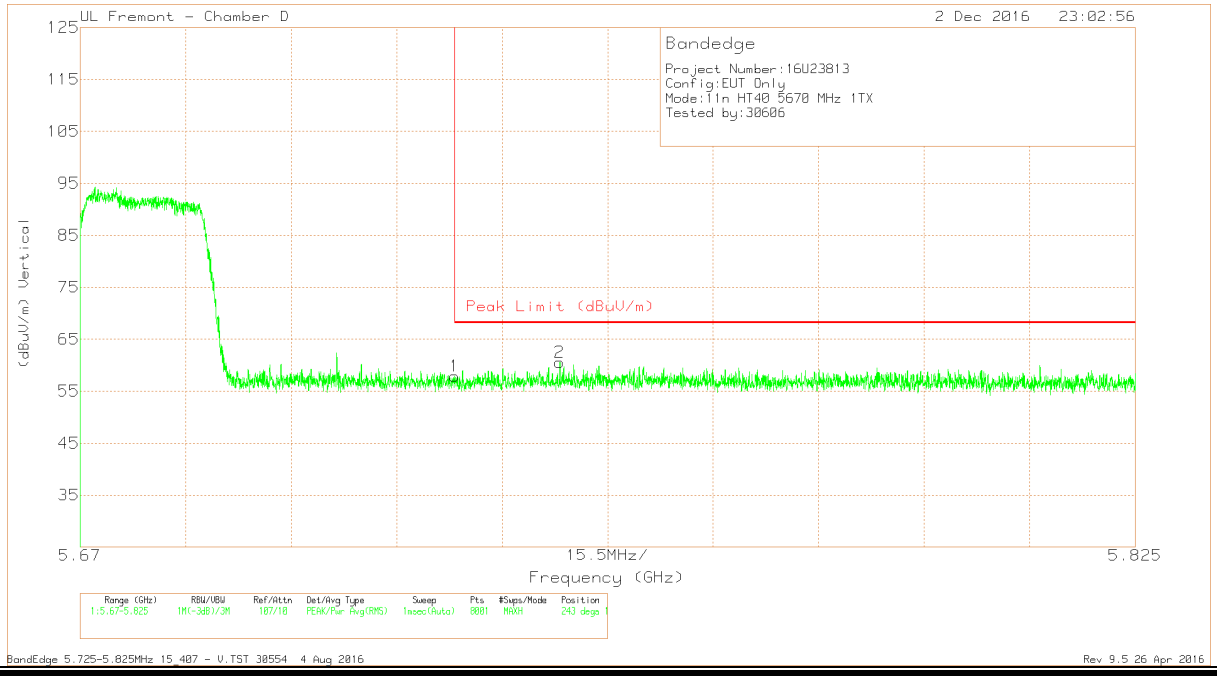

Marker	Frequency (GHz)	Meter Reading (dBuV)	Det	AF T712 (dB/m)	Amp/Cbl/Fltr/Pad (dB)	DC Corr (dB)	Corrected Reading (dBuV/m)	Peak Limit (dBuV/m)	PK Margin (dB)	Azimuth (Degs)	Height (cm)	Polarity
1	5.725	40.6	Pk	34.8	-17.5	0	57.9	68.2	-10.3	243	123	V
2	5.74	43.26	Pk	34.8	-17.5	0	60.56	68.2	-7.64	243	123	V

Pk - Peak detector

This report shall not be reproduced except in full, without the written approval of UL Verification Services Inc.

HARMONICS AND SPURIOUS EMISSIONS

LOW CHANNEL HORIZONTAL

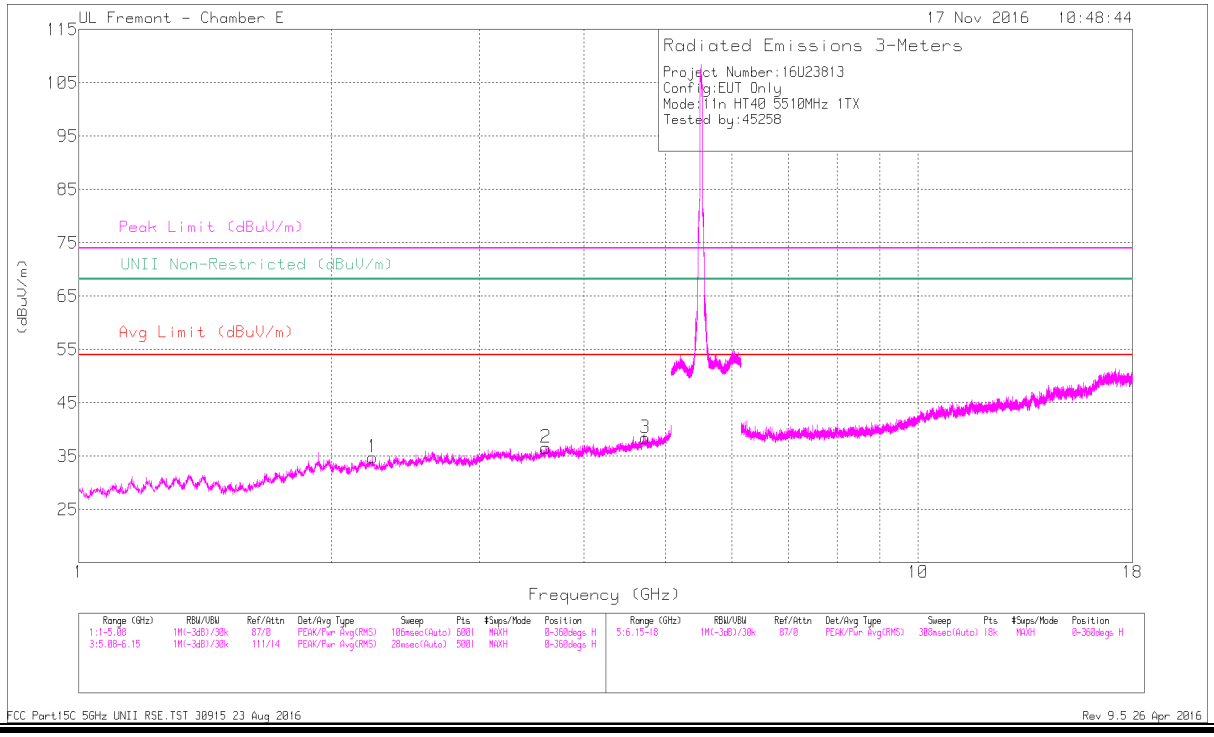

LOW CHANNEL VERTICAL

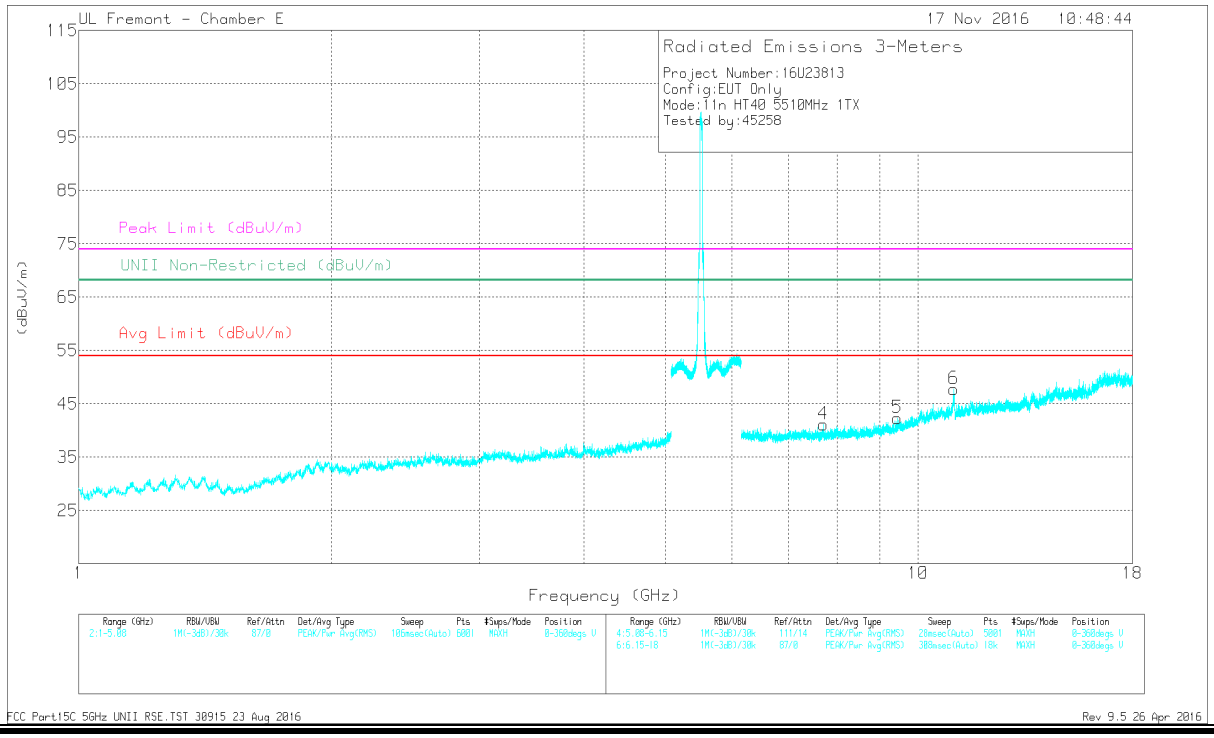

This report shall not be reproduced except in full, without the written approval of UL Verification Services Inc.

Marker	Frequency (GHz)	Meter Reading (dBuV)	Det	AF T711 (dB/m)	Amp/Cbl/Fltr /Pad (dB)	DC Corr (dB)	Corrected Reading (dBuV/m)	Avg Limit (dBuV/m)	Margin (dB)	Peak Limit (dBuV/m)	PK Margin (dB)	UNII Non-Restricted (dBuV/m)	PK Margin (dB)	Azimuth (Degs)	Height (cm)	Polarity
1	* 2.238	42.85	PK-U	31.7	-32.4	0	42.15	-	-	74	-31.85	-	-	81	196	H
	* 2.237	31.46	ADR	31.7	-32.5	.1	30.76	54	-23.24	-	-	-	-	81	196	H
2	* 3.604	39.58	PK-U	33	-30.5	0	42.08	-	-	74	-31.92	-	-	217	223	H
	* 3.601	29.87	ADR	33	-30.6	.1	32.37	54	-21.63	-	-	-	-	217	223	H
3	* 4.729	40.51	PK-U	34	-28.9	0	45.61	-	-	74	-28.39	-	-	269	252	H
	* 4.728	29.53	ADR	34	-28.9	.1	34.73	54	-19.27	-	-	-	-	269	252	H
4	* 7.702	38.2	PK-U	35.7	-27	0	46.9	-	-	74	-27.1	-	-	348	191	V
	* 7.705	27.83	ADR	35.7	-27	.1	36.63	54	-17.37	-	-	-	-	348	191	V
5	* 9.448	37.67	PK-U	36.4	-25.6	0	48.47	-	-	74	-25.53	-	-	248	142	V
	* 9.449	27.1	ADR	36.4	-25.6	.1	38	54	-16	-	-	-	-	248	142	V
6	* 11.02	40.48	PK-U	38	-23.2	0	55.28	-	-	74	-18.72	-	-	145	154	V
	* 11.02	30.56	ADR	38	-23.2	.1	45.46	54	-8.54	-	-	-	-	145	154	V

* - indicates frequency in CFR47 Pt 15 / IC RSS-Restricted Band
PK-U - U-NII: Maximum Peak
ADR - U-NII AD primary method, RMS average

UL VERIFICATION SERVICES INC. FORM NO: CCSUP4701J
47173 BENICIA STREET, FREMONT, CA 94538, USA TEL: (510) 771-1000 FAX: (510) 661-0888
This report shall not be reproduced except in full, without the written approval of UL Verification Services Inc.

MID CHANNEL HORIZONTAL

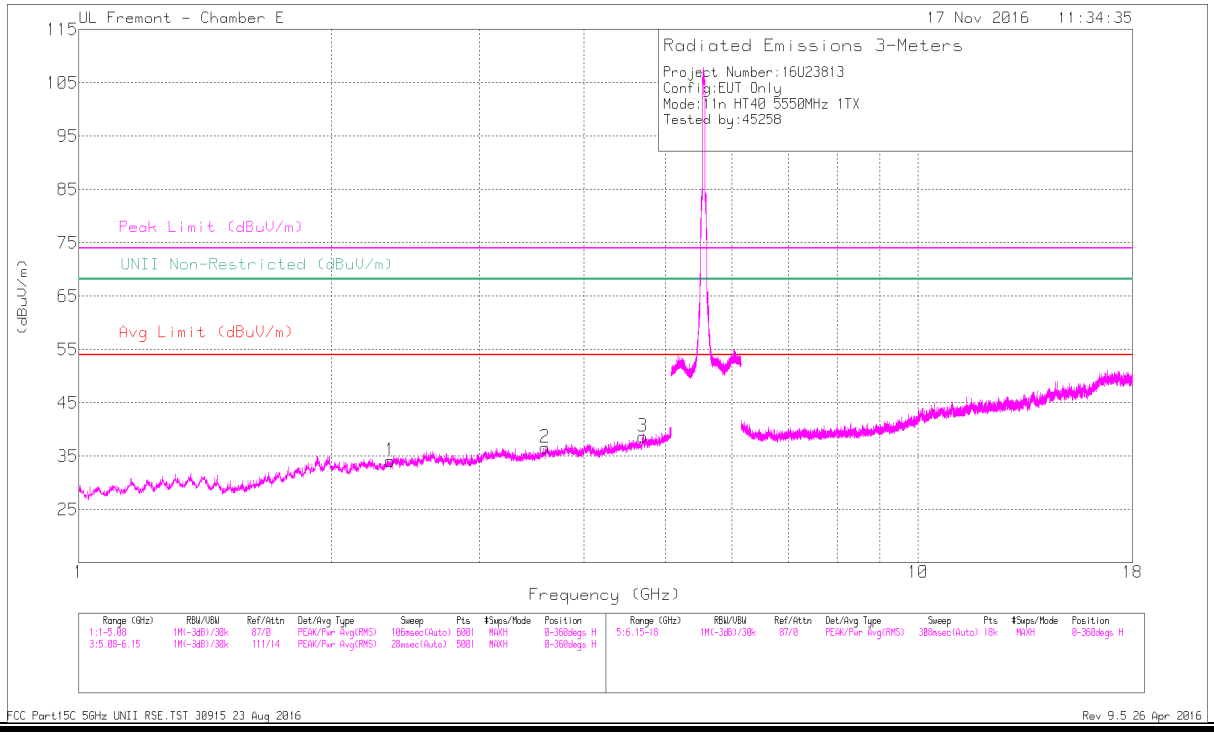

MID CHANNEL VERTICAL

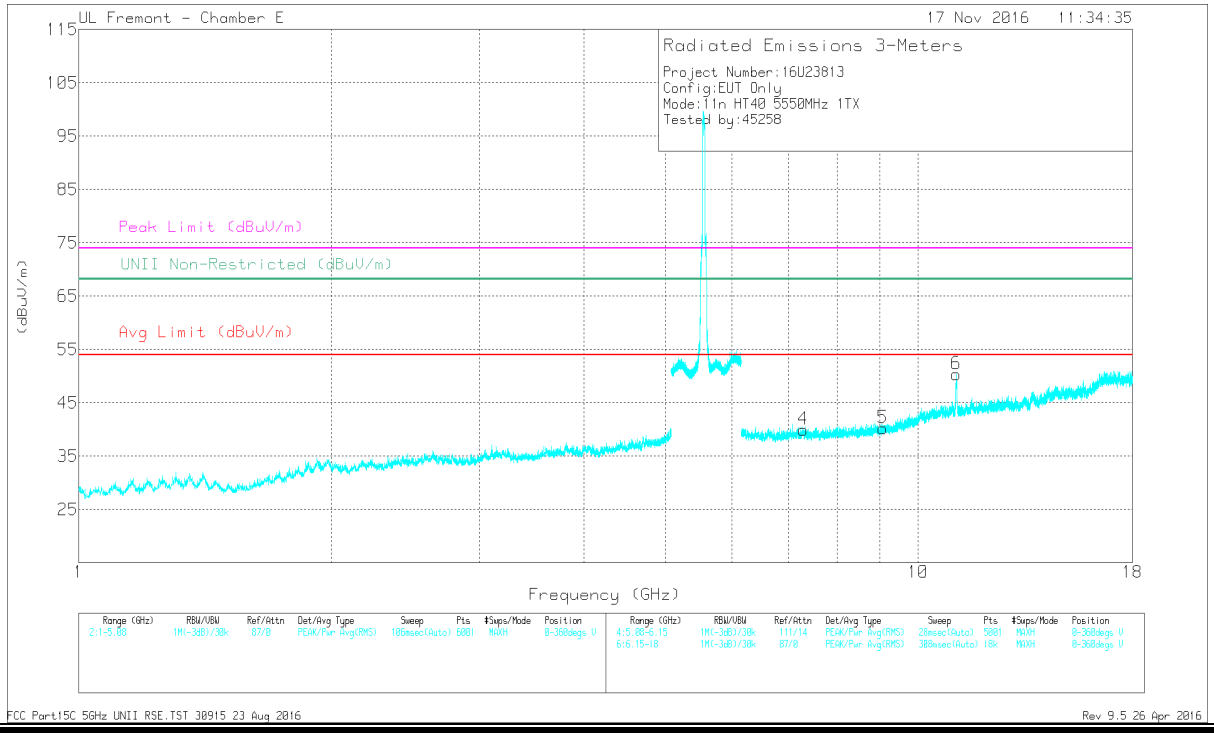

UL VERIFICATION SERVICES INC. FORM NO: CCSUP4701J
47173 BENICIA STREET, FREMONT, CA 94538, USA TEL: (510) 771-1000 FAX: (510) 661-0888
This report shall not be reproduced except in full, without the written approval of UL Verification Services Inc.

Marker	Frequency (GHz)	Meter Reading (dBuV)	Det	AF T711 (dB/m)	Amp/Cbl/Fltr/Pad (dB)	DC Corr (dB)	Corrected Reading (dBuV/m)	Avg Limit (dBuV/m)	Margin (dB)	Peak Limit (dBuV/m)	PK Margin (dB)	UNII Non-Restricted (dBuV/m)	PK Margin (dB)	Azimuth (Degs)	Height (cm)	Polarity
1	* 2.351	41.94	PK-U	31.8	-32.4	0	41.34	-	-	74	-32.66	-	-	277	133	H
	* 2.349	31.14	ADR	31.8	-32.4	.1	30.64	54	-23.36	-	-	-	-	277	133	H
2	* 3.595	41.17	PK-U	33	-30.8	0	43.37	-	-	74	-30.63	-	-	195	178	H
	* 3.596	30.27	ADR	33	-30.8	.1	32.57	54	-21.43	-	-	-	-	195	178	H
3	* 4.695	40.61	PK-U	34	-29.2	0	45.41	-	-	74	-28.59	-	-	97	205	H
	* 4.698	29.99	ADR	34	-29.1	.1	34.99	54	-19.01	-	-	-	-	97	205	H
4	* 7.302	37.46	PK-U	35.6	-26.3	0	46.76	-	-	74	-27.24	-	-	171	249	V
	* 7.3	27.24	ADR	35.6	-26.2	.1	36.74	54	-17.26	-	-	-	-	171	249	V
5	* 9.077	37.7	PK-U	36.1	-26	0	47.8	-	-	74	-26.2	-	-	269	187	V
	* 9.078	26.95	ADR	36.1	-26	.1	37.15	54	-16.85	-	-	-	-	269	187	V
6	* 11.1	38.8	PK-U	38	-24	0	52.8	-	-	74	-21.2	-	-	327	150	V
	* 11.1	29.4	ADR	38	-24	.1	43.5	54	-10.5	-	-	-	-	327	150	V

* - indicates frequency in CFR47 Pt 15 / IC RSS-Restricted Band
PK-U - U-NII: Maximum Peak
ADR - U-NII AD primary method, RMS average

This report shall not be reproduced except in full, without the written approval of UL Verification Services Inc.

HIGH CHANNEL HORIZONTAL

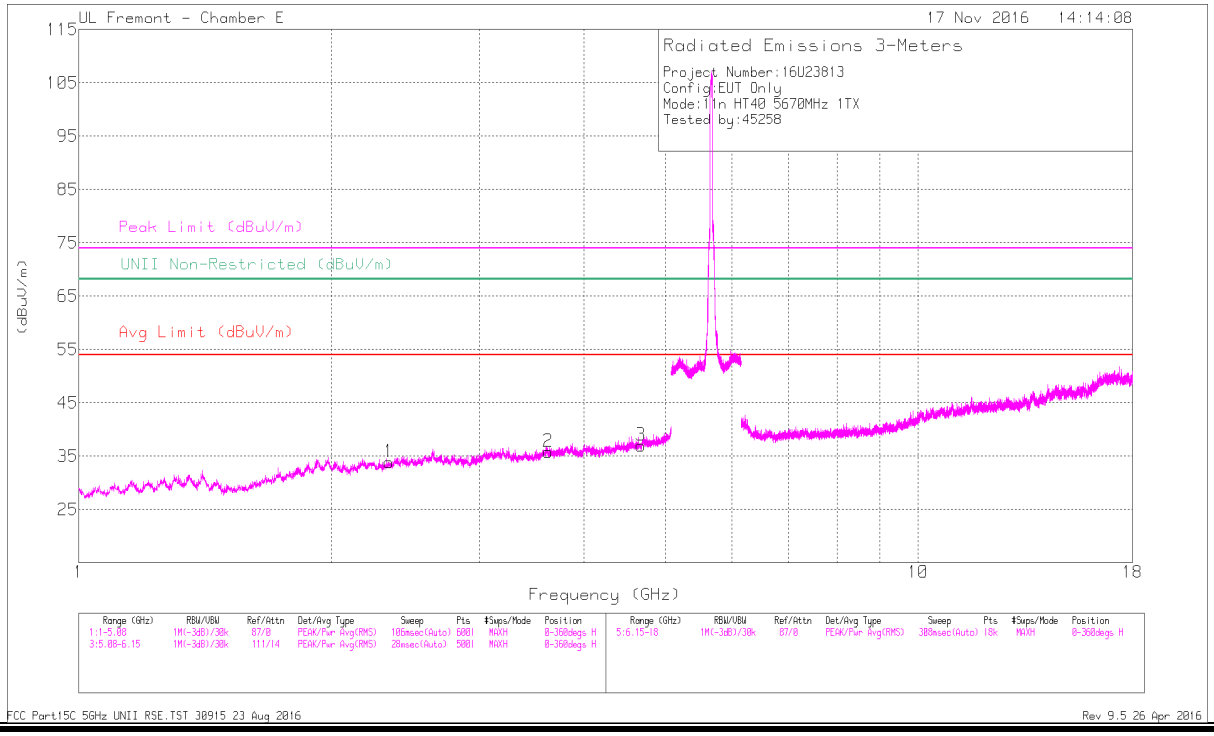

HIGH CHANNEL VERTICAL

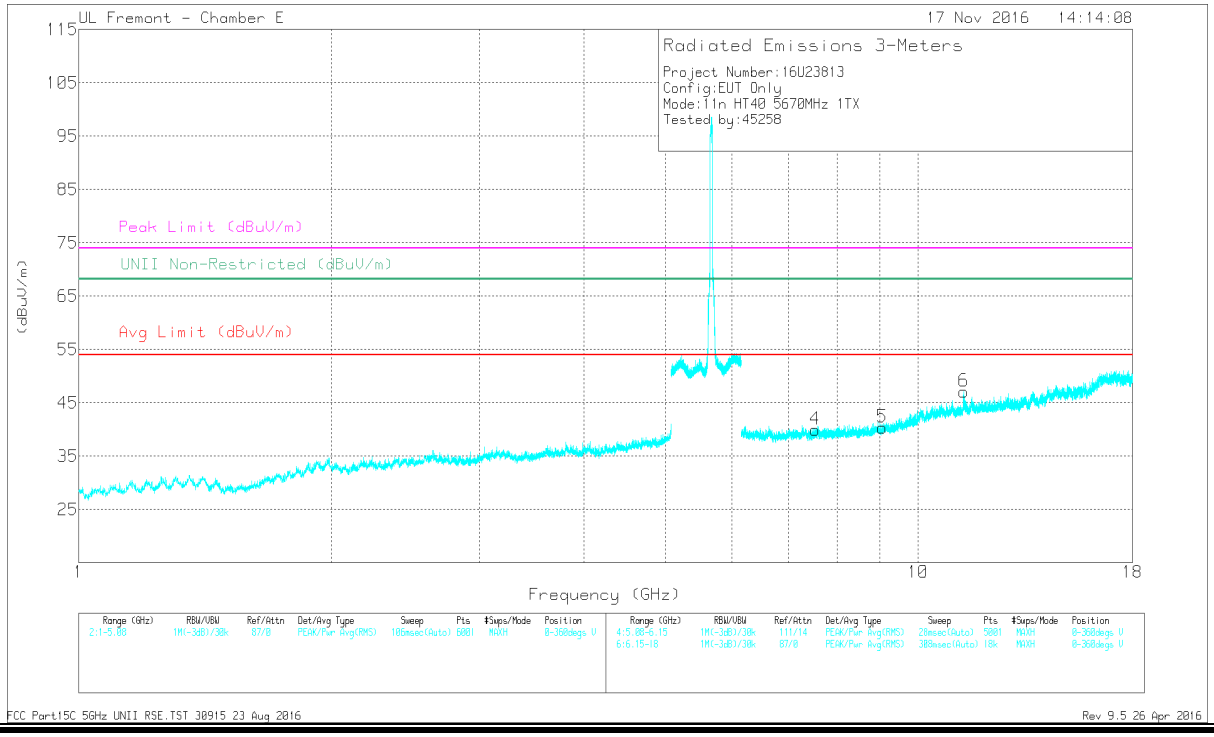

UL VERIFICATION SERVICES INC. FORM NO: CCSUP4701J
47173 BENICIA STREET, FREMONT, CA 94538, USA TEL: (510) 771-1000 FAX: (510) 661-0888
This report shall not be reproduced except in full, without the written approval of UL Verification Services Inc.

Marker	Frequency (GHz)	Meter Reading (dBuV)	Det	AF T711 (dB/m)	Amp/Cbl/Fltr/Pad (dB)	DC Corr (dB)	Corrected Reading (dBuV/m)	Avg Limit (dBuV/m)	Margin (dB)	Peak Limit (dBuV/m)	PK Margin (dB)	UNII Non-Restricted (dBuV/m)	PK Margin (dB)	Azimuth (Degs)	Height (cm)	Polarity
1	* 2.345	41.66	PK-U	31.8	-32.5	0	40.96	-	-	74	-33.04	-	-	252	193	H
	* 2.342	31.46	ADR	31.7	-32.5	.1	30.76	54	-23.24	-	-	-	-	252	193	H
2	* 3.627	39.84	PK-U	33	-30.7	0	42.14	-	-	74	-31.86	-	-	303	216	H
	* 3.625	29.9	ADR	33	-30.7	.1	32.3	54	-21.7	-	-	-	-	303	216	H
3	* 4.673	40.52	PK-U	33.9	-29.9	0	44.52	-	-	74	-29.48	-	-	186	169	H
	* 4.673	30.07	ADR	33.9	-29.9	.1	34.17	54	-19.83	-	-	-	-	186	169	H
4	* 7.54	37.35	PK-U	35.6	-26.5	0	46.45	-	-	74	-27.55	-	-	72	206	V
	* 7.542	27.46	ADR	35.6	-26.5	.1	36.66	54	-17.34	-	-	-	-	72	206	V
5	* 9.065	36.72	PK-U	36.1	-26	0	46.82	-	-	74	-27.18	-	-	117	248	V
	* 9.064	27.09	ADR	36.1	-26	.1	37.29	54	-16.71	-	-	-	-	117	248	V
6	* 11.34	41.41	PK-U	38.2	-24.3	0	55.31	-	-	74	-18.69	-	-	309	158	V
	* 11.34	30.79	ADR	38.2	-24.3	.1	44.79	54	-9.21	-	-	-	-	309	158	V

* - indicates frequency in CFR47 Pt 15 / IC RSS-Restricted Band
PK-U - U-NII: Maximum Peak
ADR - U-NII AD primary method, RMS average

UL VERIFICATION SERVICES INC. FORM NO: CCSUP4701J
47173 BENICIA STREET, FREMONT, CA 94538, USA TEL: (510) 771-1000 FAX: (510) 661-0888
This report shall not be reproduced except in full, without the written approval of UL Verification Services Inc.

9.1.25. 11n HT40 ANTENNA A SISO STRADDLE CHANNEL 142

HARMONICS AND SPURIOUS EMISSIONS

LOW CHANNEL HORIZONTAL

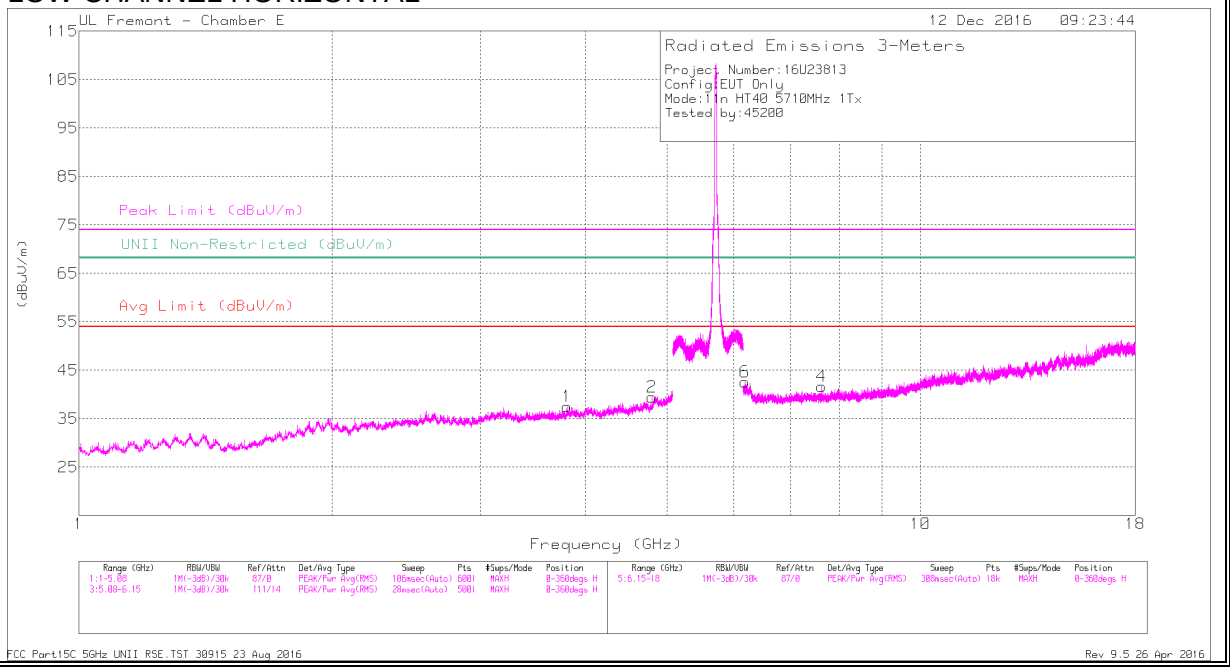

LOW CHANNEL VERTICAL

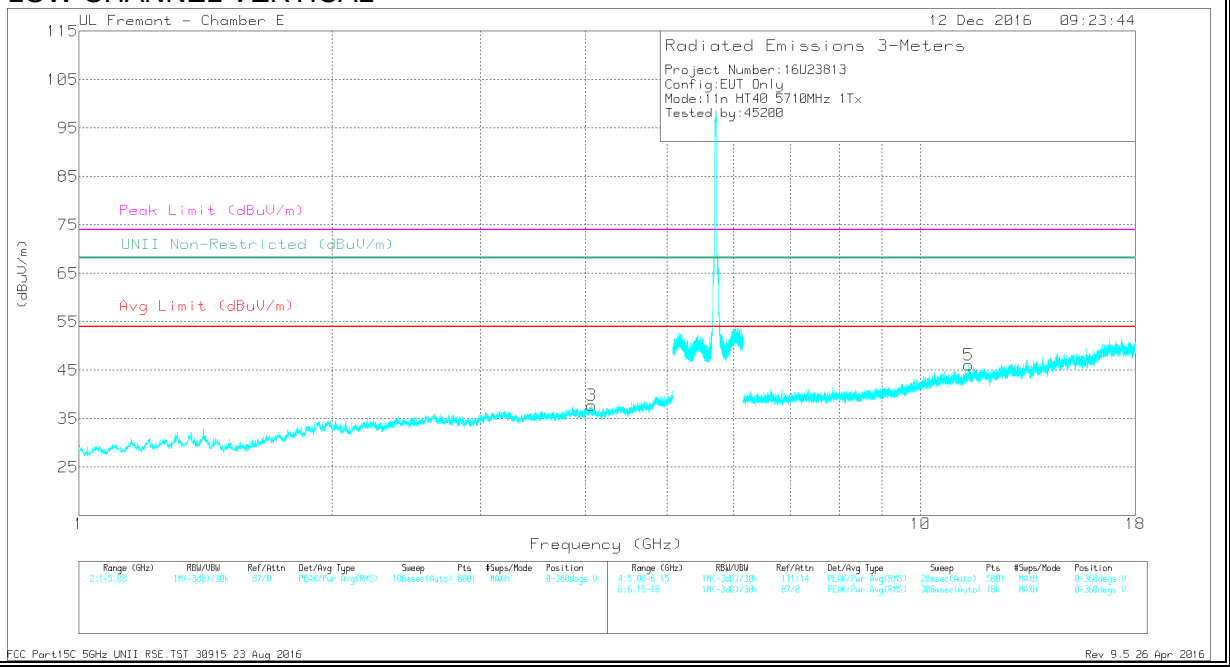

This report shall not be reproduced except in full, without the written approval of UL Verification Services Inc.

Marker	Frequency (GHz)	Meter Reading (dBuV)	Det	AF T711 (dB/m)	Amp/Cbl/Fltr /Pad (dB)	DC Corr (dB)	Corrected Reading (dBuV/m)	Avg Limit (dBuV/m)	Margin (dB)	Peak Limit (dBuV/m)	PK Margin (dB)	UNII Non-Restricted (dBuV/m)	PK Margin (dB)	Azimuth (Degs)	Height (cm)	Polarity
1	* 3.806	40.05	PK-U	33.1	-29.8	0	43.35	-	-	74	-30.65	-	-	212	282	H
	* 3.804	29.44	ADR	33.1	-29.9	.1	32.74	54	-21.26	-	-	-	-	212	282	H
2	* 4.795	40.88	PK-U	34	-29.4	0	45.48	-	-	74	-28.52	-	-	22	377	H
	* 4.794	29.2	ADR	34	-29.3	.1	34	54	-20	-	-	-	-	22	377	H
3	* 4.07	40.1	PK-U	33.3	-30	0	43.4	-	-	74	-30.6	-	-	182	352	V
	* 4.07	29.35	ADR	33.3	-30	.1	32.75	54	-21.25	-	-	-	-	182	352	V
4	* 7.628	37.79	PK-U	35.7	-27.2	0	46.29	-	-	74	-27.71	-	-	160	116	H
	* 7.63	27.24	ADR	35.7	-27.3	.1	35.74	54	-18.26	-	-	-	-	160	116	H
5	* 11.42	39.11	PK-U	38.2	-23.1	0	54.21	-	-	74	-19.79	-	-	36	107	V
	* 11.42	29	ADR	38.2	-23.1	.1	44.2	54	-9.8	-	-	-	-	36	107	V
6	6.188	41.67	PK-U	35.5	-28.1	0	49.07	-	-	-	-	68.2	-19.13	9	240	H

* - indicates frequency in CFR47 Pt 15 / IC RSS-Restricted Band

PK-U - U-NII: Maximum Peak

ADR - U-NII AD primary method, RMS average

UL VERIFICATION SERVICES INC. FORM NO: CCSUP4701J
47173 BENICIA STREET, FREMONT, CA 94538, USA TEL: (510) 771-1000 FAX: (510) 661-0888

This report shall not be reproduced except in full, without the written approval of UL Verification Services Inc.

9.1.26. 11n HT40 ANTENNA B SISO MODE IN THE 5.6GHz BAND

RESTRICTED BANDEDGE (LOW CHANNEL)

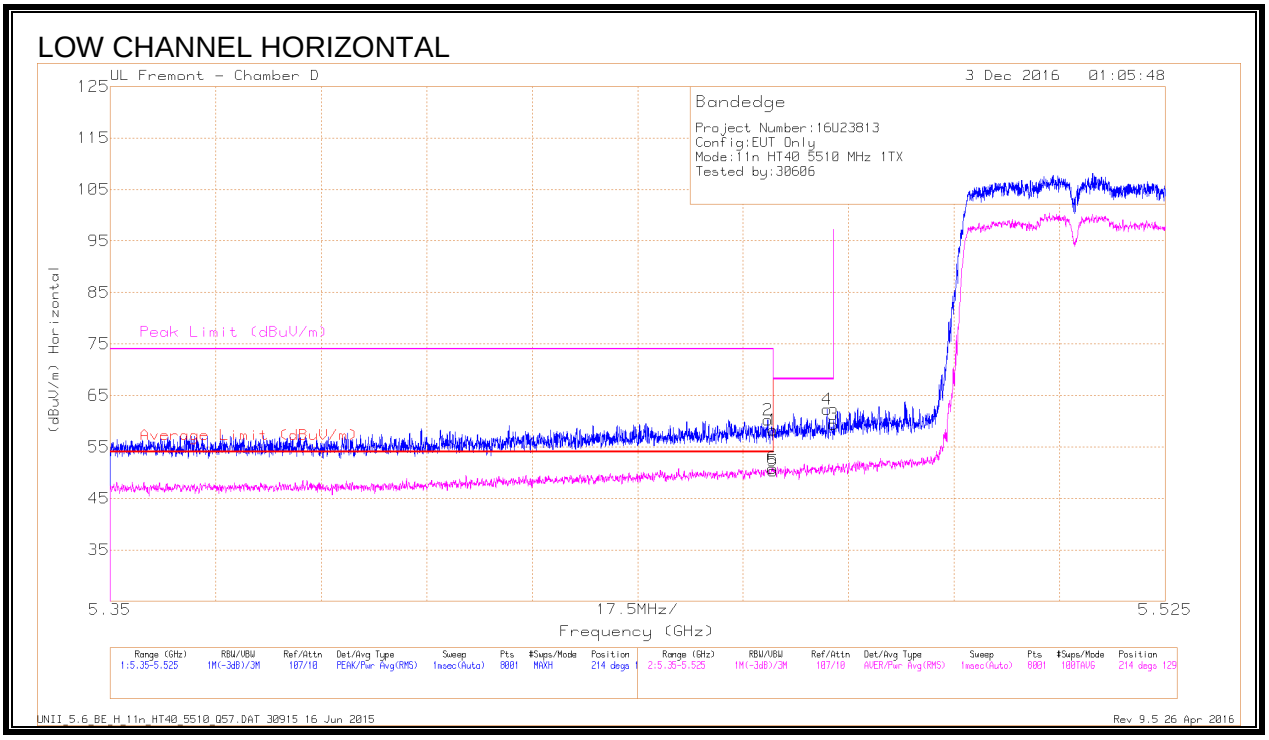

Marker	Frequency (GHz)	Meter Reading (dBuV)	Det	AF T712 (dB/m)	Amp/Cbl/Fltr/Pad (dB)	DC Corr (dB)	Corrected Reading (dBuV/m)	Average Limit (dBuV/m)	Margin (dB)	Peak Limit (dBuV/m)	PK Margin (dB)	Azimuth (Degs)	Height (cm)	Polarity
1	* 5.46	41.74	Pk	34.4	-17.9	0	58.24	-	-	74	-15.76	214	129	H
2	* 5.459	43.83	Pk	34.4	-18	0	60.23	-	-	74	-13.77	214	129	H
3	5.47	42.89	Pk	34.4	-17.9	0	59.39	-	-	68.2	-8.81	214	129	H
4	5.469	45.79	Pk	34.4	-17.9	0	62.29	-	-	68.2	-5.91	214	129	H
5	* 5.46	33.72	RMS	34.4	-17.9	.1	50.32	54	-3.68	-	-	214	129	H
6	* 5.46	34.25	RMS	34.4	-17.9	.1	50.85	54	-3.15	-	-	214	129	H

* - indicates frequency in CFR47 Pt 15 / IC RSS-Restricted Band
Pk - Peak detector
RMS - RMS detection

This report shall not be reproduced except in full, without the written approval of UL Verification Services Inc.

LOW CHANNEL VERTICAL

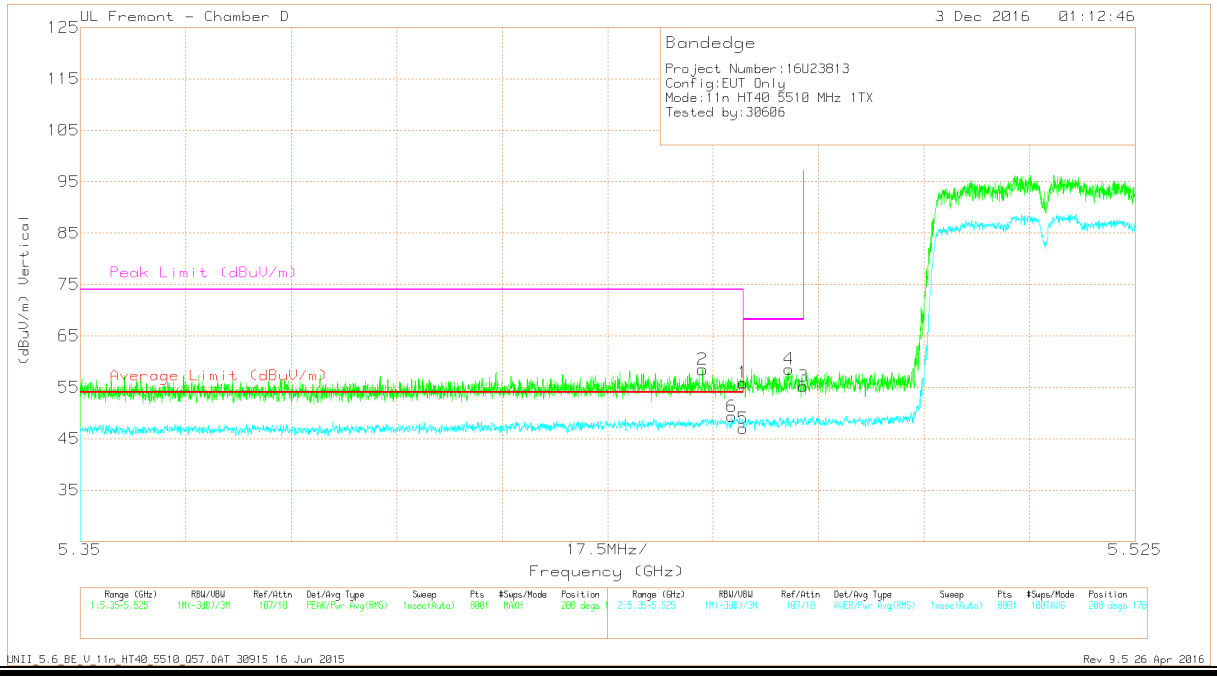

Marker	Frequency (GHz)	Meter Reading (dBuV)	Det	AF T712 (dB/m)	Amp/Cbl/Fltr/Pad (dB)	DC Corr (dB)	Corrected Reading (dBuV/m)	Average Limit (dBuV/m)	Margin (dB)	Peak Limit (dBuV/m)	PK Margin (dB)	Azimuth (Degs)	Height (cm)	Polarity
1	* 5.46	39.38	Pk	34.4	-17.9	0	55.88	-	-	74	-18.12	208	170	V
2	* 5.453	42.07	Pk	34.4	-18	0	58.47	-	-	74	-15.53	208	170	V
3	5.47	38.68	Pk	34.4	-17.9	0	55.18	-	-	68.2	-13.02	208	170	V
4	5.468	42.05	Pk	34.4	-17.9	0	58.55	-	-	68.2	-9.65	208	170	V
5	* 5.46	30.4	RMS	34.4	-17.9	.1	47	54	-7	-	-	208	170	V
6	* 5.458	32.82	RMS	34.4	-18	.1	49.32	54	-4.68	-	-	208	170	V

* - indicates frequency in CFR47 Pt 15 / IC RSS-Restricted Band
Pk - Peak detector
RMS - RMS detection

This report shall not be reproduced except in full, without the written approval of UL Verification Services Inc.

AUTHORIZED BANDEDGE (HIGH CHANNEL)

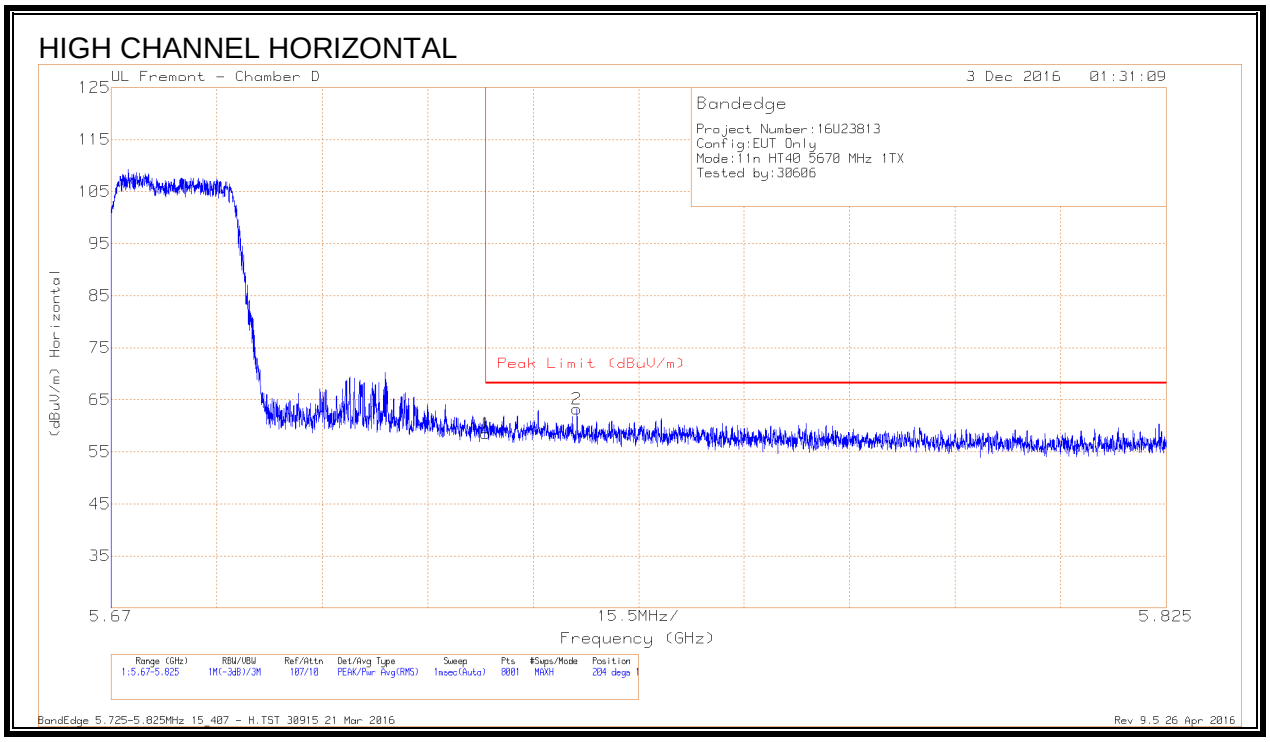

Marker	Frequency (GHz)	Meter Reading (dBuV)	Det	AF T712 (dB/m)	Amp/Cbl/Fltr/Pad (dB)	DC Corr (dB)	Corrected Reading (dBuV/m)	Peak Limit (dBuV/m)	PK Margin (dB)	Azimuth (Degs)	Height (cm)	Polarity
1	5.725	41.21	Pk	34.8	-17.5	0	58.51	68.2	-9.69	204	121	H
2	5.738	45.92	Pk	34.8	-17.5	0	63.22	68.2	-4.98	204	121	H

Pk - Peak detector

UL VERIFICATION SERVICES INC. FORM NO: CCSUP4701J
47173 BENICIA STREET, FREMONT, CA 94538, USA TEL: (510) 771-1000 FAX: (510) 661-0888
This report shall not be reproduced except in full, without the written approval of UL Verification Services Inc.

HIGH CHANNEL VERTICAL

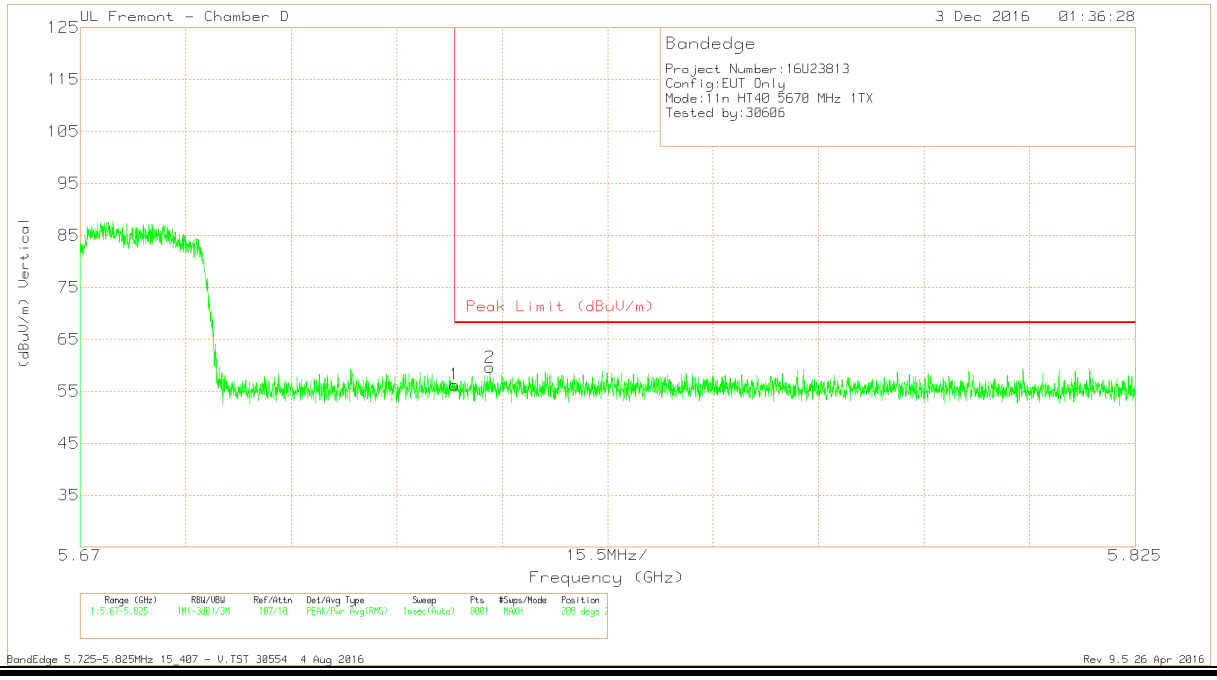

Marker	Frequency (GHz)	Meter Reading (dBuV)	Det	AF T712 (dB/m)	Amp/Cbl/Fltr/Pad (dB)	DC Corr (dB)	Corrected Reading (dBuV/m)	Peak Limit (dBuV/m)	PK Margin (dB)	Azimuth (Degs)	Height (cm)	Polarity
1	5.725	38.97	Pk	34.8	-17.5	0	56.27	68.2	-11.93	208	267	V
2	5.73	42.26	Pk	34.8	-17.5	0	59.56	68.2	-8.64	208	267	V

Pk - Peak detector

This report shall not be reproduced except in full, without the written approval of UL Verification Services Inc.

HARMONICS AND SPURIOUS EMISSIONS

LOW CHANNEL HORIZONTAL

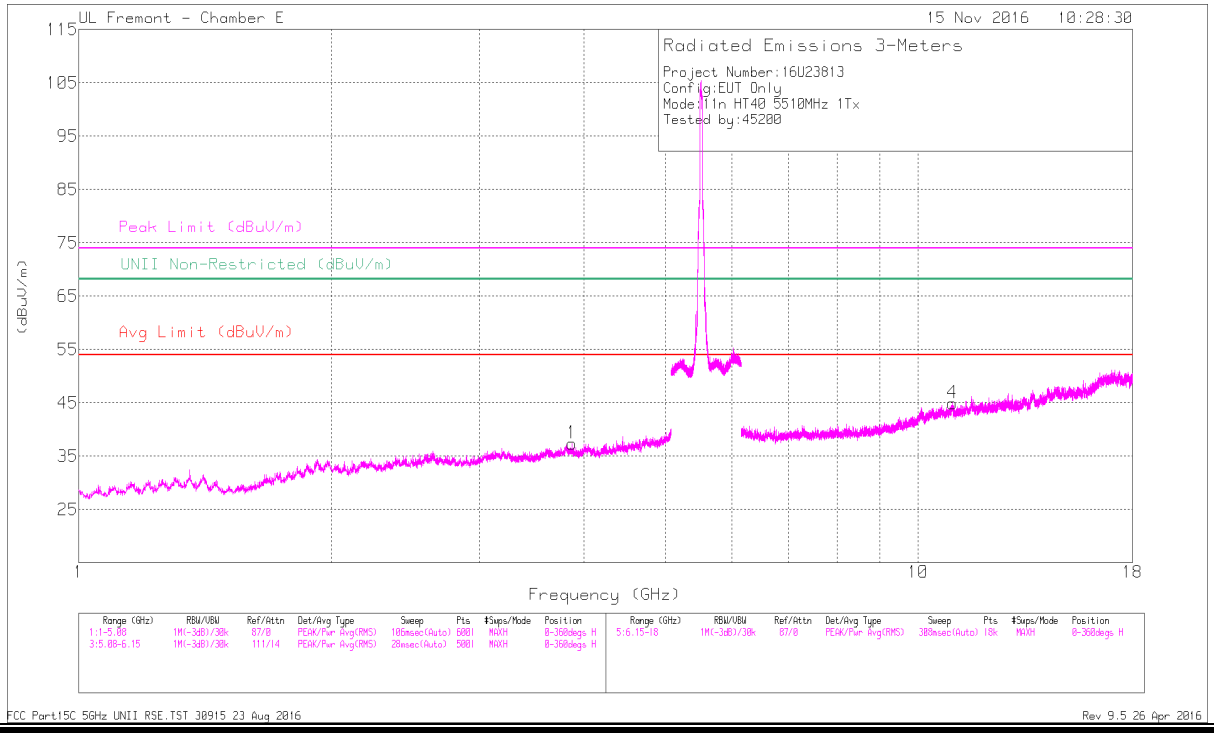

LOW CHANNEL VERTICAL

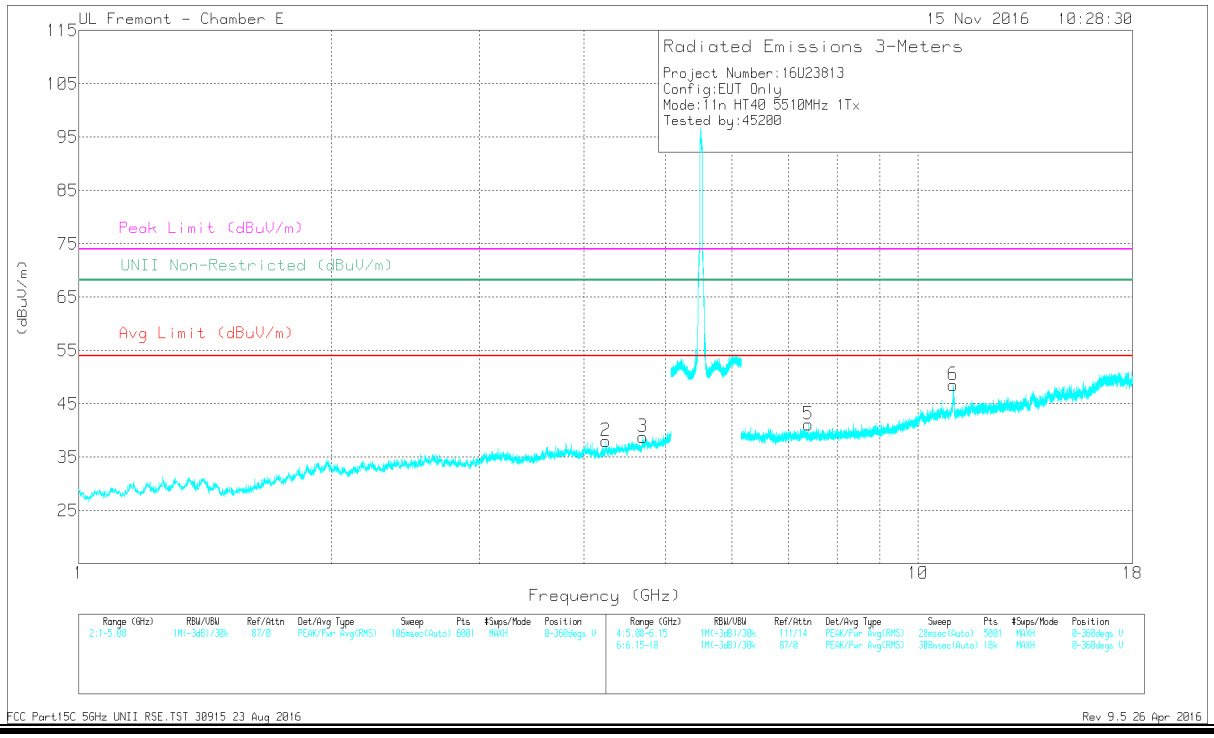

This report shall not be reproduced except in full, without the written approval of UL Verification Services Inc.

Marker	Frequency (GHz)	Meter Reading (dBuV)	Det	AF T711 (dB/m)	Amp/Cbl/Fltr /Pad (dB)	DC Corr (dB)	Corrected Reading (dBuV/m)	Avg Limit (dBuV/m)	Margin (dB)	Peak Limit (dBuV/m)	PK Margin (dB)	UNII Non-Restricted (dBuV/m)	PK Margin (dB)	Azimuth (Degs)	Height (cm)	Polarity
1	* 3.868	39.86	PK-U	33.3	-29.8	0	43.36	-	-	74	-30.64	-	-	208	173	H
	* 3.865	29.03	ADR	33.2	-29.6	.1	32.73	54	-21.27	-	-	-	-	208	173	H
2	* 4.243	39.53	PK-U	33.3	-29.7	0	43.13	-	-	74	-30.87	-	-	11	386	V
	* 4.241	29.02	ADR	33.3	-29.7	.1	32.72	54	-21.28	-	-	-	-	11	386	V
3	* 4.701	40.11	PK-U	34	-28.9	0	45.21	-	-	74	-28.79	-	-	31	397	V
	* 4.7	29.28	ADR	34	-29	.1	34.38	54	-19.62	-	-	-	-	31	397	V
4	* 10.993	34.75	PK-U	38	-22.3	0	50.45	-	-	74	-23.55	-	-	78	231	H
	* 10.994	24.83	ADR	38	-22.3	.1	40.63	54	-13.37	-	-	-	-	78	231	H
5	* 7.392	38.79	PK-U	35.6	-27.9	0	46.49	-	-	74	-27.51	-	-	198	339	V
	* 7.393	28.17	ADR	35.6	-27.9	.1	35.97	54	-18.03	-	-	-	-	198	339	V
6	* 11.002	40.3	PK-U	38	-22.6	0	55.7	-	-	74	-18.3	-	-	57	111	V
	* 11.004	28.68	ADR	38	-22.8	.1	43.98	54	-10.02	-	-	-	-	58	111	V

* - indicates frequency in CFR47 Pt 15 / IC RSS-Restricted Band
PK-U - U-NII: Maximum Peak
ADR - U-NII AD primary method, RMS average

UL VERIFICATION SERVICES INC. FORM NO: CCSUP4701J
47173 BENICIA STREET, FREMONT, CA 94538, USA TEL: (510) 771-1000 FAX: (510) 661-0888
This report shall not be reproduced except in full, without the written approval of UL Verification Services Inc.

MID CHANNEL HORIZONTAL

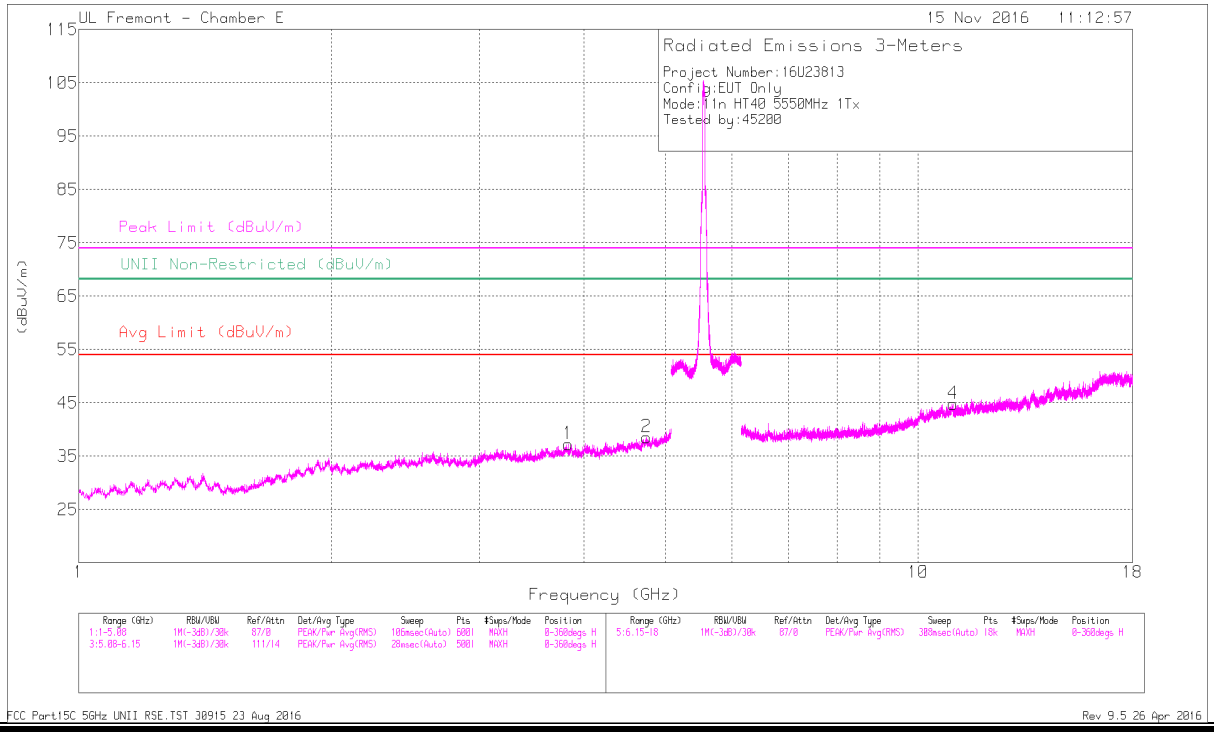

MID CHANNEL VERTICAL

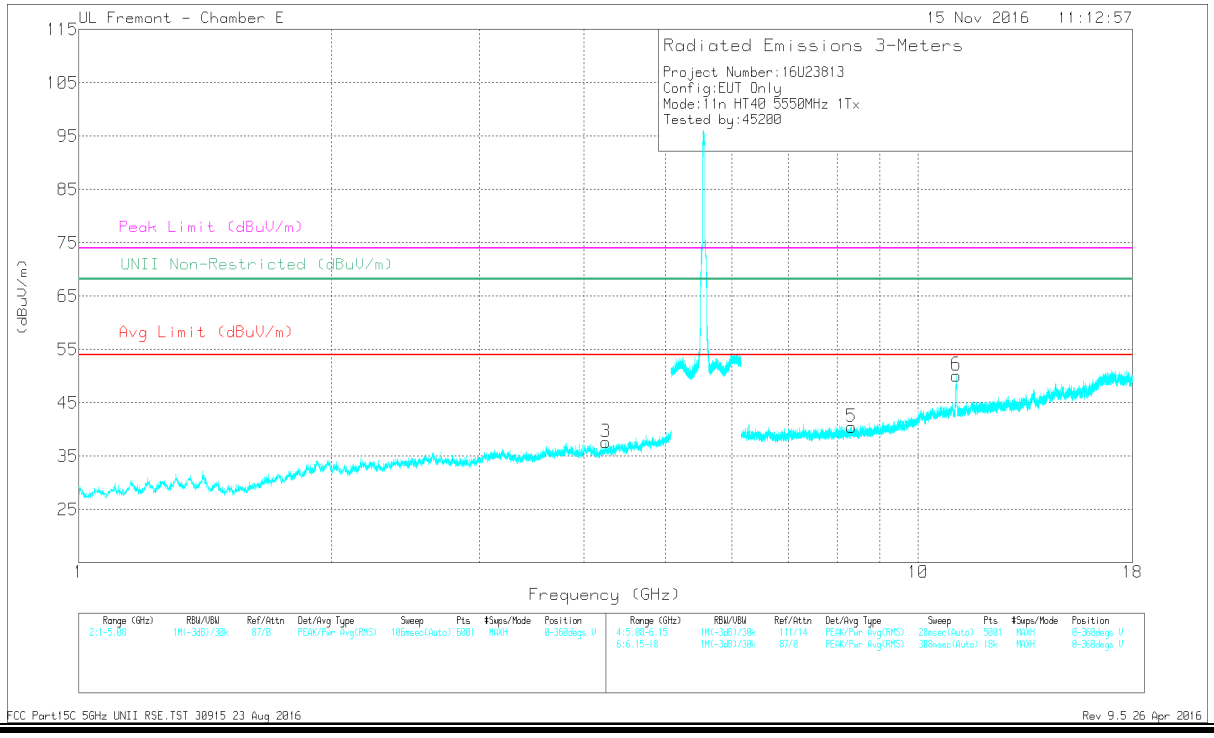

This report shall not be reproduced except in full, without the written approval of UL Verification Services Inc.

Marker	Frequency (GHz)	Meter Reading (dBuV)	Det	AF T711 (dB/m)	Amp/Cbl/Fltr/Pad (dB)	DC Corr (dB)	Corrected Reading (dBuV/m)	Avg Limit (dBuV/m)	Margin (dB)	Peak Limit (dBuV/m)	PK Margin (dB)	UNII Non-Restricted (dBuV/m)	PK Margin (dB)	Azimuth (Degs)	Height (cm)	Polarity
1	* 3.829	39.36	PK-U	33.1	-29.8	0	42.66	-	-	74	-31.34	-	-	261	380	H
	* 3.827	29.02	ADR	33.1	-29.7	.1	32.52	54	-21.48	-	-	-	-	261	380	H
2	* 4.748	39.71	PK-U	34	-29.1	0	44.61	-	-	74	-29.39	-	-	129	377	H
	* 4.745	29.15	ADR	34	-29.1	.1	34.15	54	-19.85	-	-	-	-	129	377	H
3	* 4.244	39.68	PK-U	33.3	-29.7	0	43.28	-	-	74	-30.72	-	-	80	100	V
	* 4.242	28.9	ADR	33.3	-29.7	.1	32.6	54	-21.4	-	-	-	-	80	100	V
4	* 10.997	36.01	PK-U	38	-22.3	0	51.71	-	-	74	-22.29	-	-	99	145	H
	* 11	24.91	ADR	38	-22.4	.1	40.61	54	-13.39	-	-	-	-	99	145	H
5	* 8.334	37.73	PK-U	35.7	-26.9	0	46.53	-	-	74	-27.47	-	-	61	311	V
	* 8.333	27.39	ADR	35.7	-26.9	.1	36.29	54	-17.71	-	-	-	-	61	311	V
6	* 11.102	43.2	PK-U	38	-24	0	57.2	-	-	74	-16.8	-	-	28	258	V
	* 11.1	32.5	ADR	38	-24	.1	46.6	54	-7.4	-	-	-	-	28	258	V

* - indicates frequency in CFR47 Pt 15 / IC RSS-Restricted Band
PK-U - U-NII: Maximum Peak
ADR - U-NII AD primary method, RMS average

UL VERIFICATION SERVICES INC. FORM NO: CCSUP4701J
47173 BENICIA STREET, FREMONT, CA 94538, USA TEL: (510) 771-1000 FAX: (510) 661-0888
This report shall not be reproduced except in full, without the written approval of UL Verification Services Inc.

HIGH CHANNEL HORIZONTAL

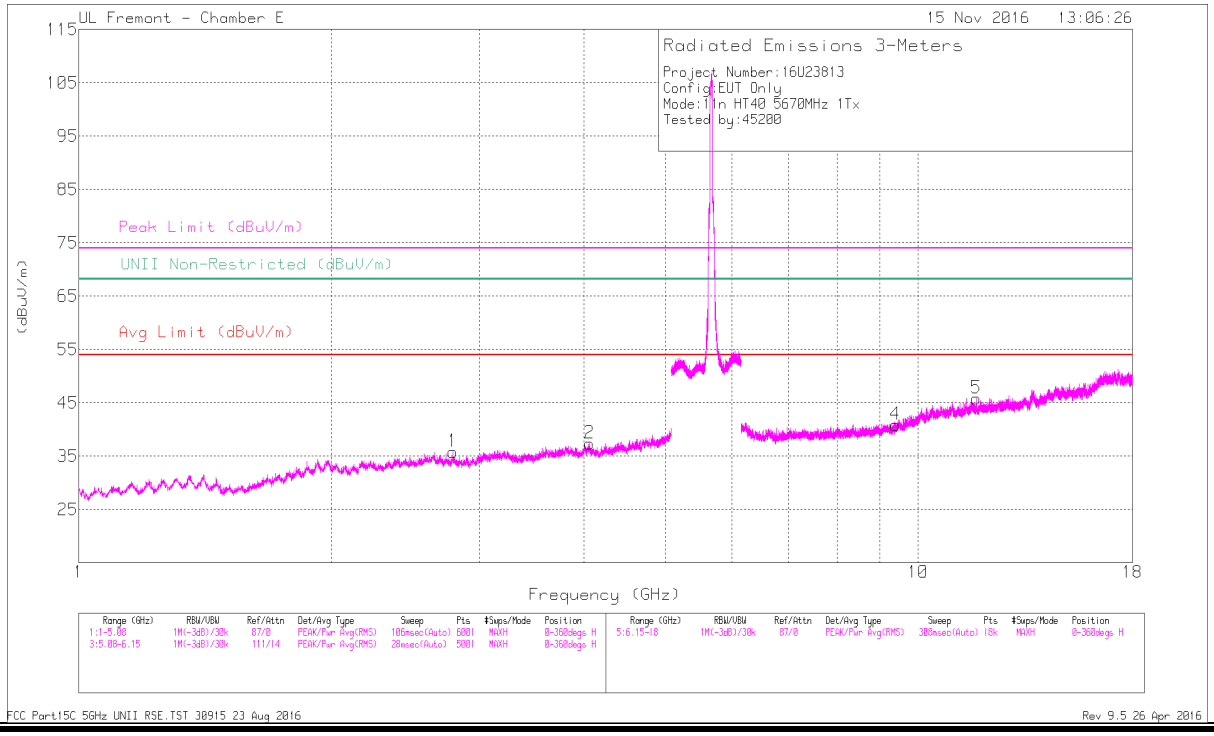

HIGH CHANNEL VERTICAL

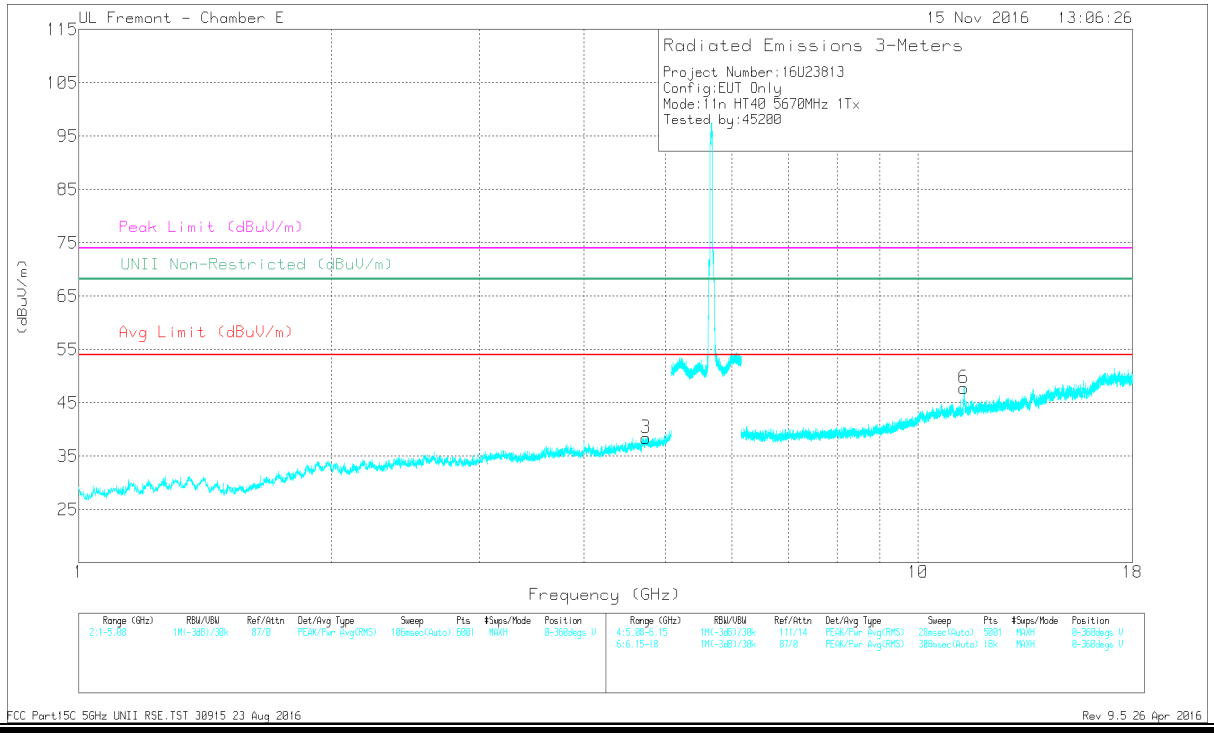

This report shall not be reproduced except in full, without the written approval of UL Verification Services Inc.

Marker	Frequency (GHz)	Meter Reading (dBuV)	Det	AF T711 (dB/m)	Amp/Cbl/Fltr/Pad (dB)	DC Corr (dB)	Corrected Reading (dBuV/m)	Avg Limit (dBuV/m)	Margin (dB)	Peak Limit (dBuV/m)	PK Margin (dB)	UNII Non-Restricted (dBuV/m)	PK Margin (dB)	Azimuth (Degs)	Height (cm)	Polarity
1	* 2.789	41.71	PK-U	32.4	-31.8	0	42.31	-	-	74	-31.69	-	-	107	103	H
	* 2.791	30.3	ADR	32.4	-31.9	.1	30.9	54	-23.1	-	-	-	-	107	103	H
2	* 4.061	39.37	PK-U	33.3	-29.8	0	42.87	-	-	74	-31.13	-	-	6	211	H
	* 4.059	29.11	ADR	33.3	-29.7	.1	32.81	54	-21.19	-	-	-	-	6	211	H
3	* 4.741	40.61	PK-U	34	-28.9	0	45.71	-	-	74	-28.29	-	-	217	172	V
	* 4.741	29.27	ADR	34	-28.9	.1	34.47	54	-19.53	-	-	-	-	217	172	V
4	* 9.39	37.92	PK-U	36.3	-26.2	0	48.02	-	-	74	-25.98	-	-	335	321	H
	* 9.388	26.82	ADR	36.3	-26.2	.1	37.02	54	-16.98	-	-	-	-	335	321	H
5	* 11.725	35.91	PK-U	38.7	-23.6	0	51.01	-	-	74	-22.99	-	-	344	221	H
	* 11.728	25.64	ADR	38.7	-23.6	.1	40.84	54	-13.16	-	-	-	-	344	221	H
6	* 11.341	41.03	PK-U	38.2	-24.3	0	54.93	-	-	74	-19.07	-	-	26	192	V
	* 11.34	30.46	ADR	38.2	-24.3	.1	44.46	54	-9.54	-	-	-	-	26	192	V

* - indicates frequency in CFR47 Pt 15 / IC RSS-Restricted Band
PK-U - U-NII: Maximum Peak
ADR - U-NII AD primary method, RMS average

This report shall not be reproduced except in full, without the written approval of UL Verification Services Inc.

9.1.27. 11n HT40 ANTENNA B SISO STRADDLE CHANNEL 142

HARMONICS AND SPURIOUS EMISSIONS

LOW CHANNEL HORIZONTAL

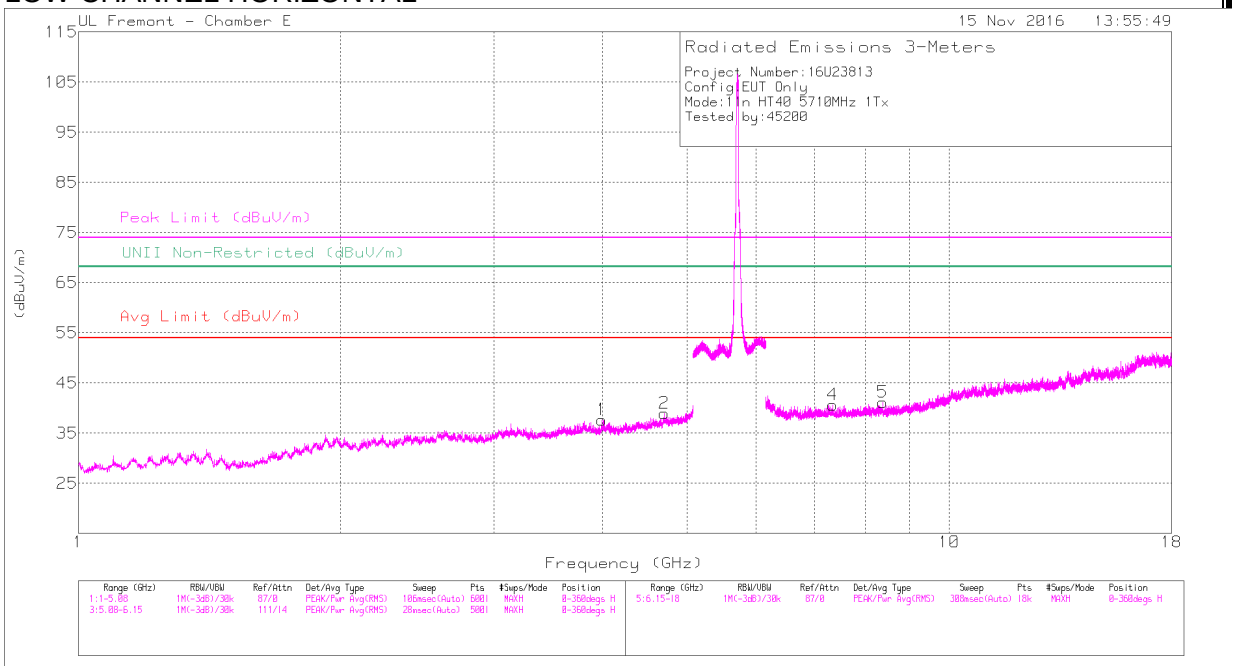

LOW CHANNEL VERTICAL

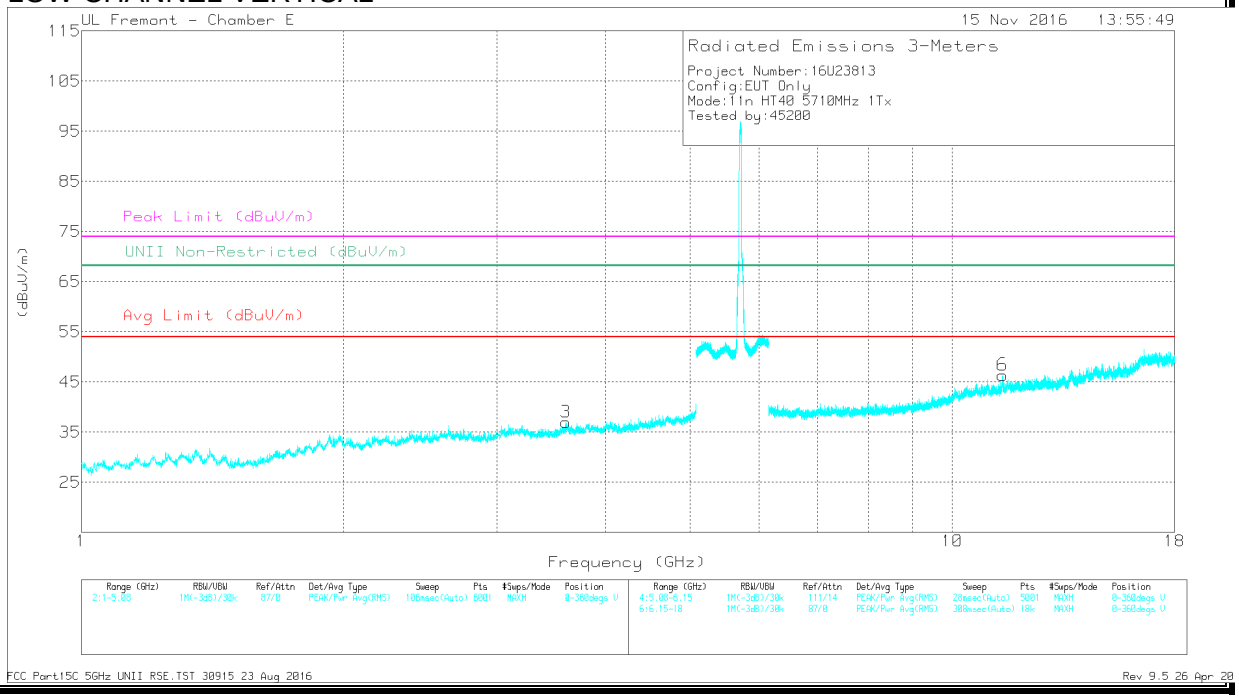

This report shall not be reproduced except in full, without the written approval of UL Verification Services Inc.