Marker	Frequency (GHz)	Meter Reading (dBuV)	Det	AF T711 (dB/m)	Amp/Cbl/Fltr /Pad (dB)	DC Corr (dB)	Corrected Reading (dBuV/m)	Avg Limit (dBuV/m)	Margin (dB)	Peak Limit (dBuV/m)	PK Margin (dB)	UNII Non-Restricted (dBuV/m)	PK Margin (dB)	Azimuth (Degs)	Height (cm)	Polarity
1	* 3.988	39.48	PK-U	33.1	-30.2	0	42.38	-	-	74	-31.62	-	-	238	198	H
	* 3.989	29.1	ADR	33.1	-30.2	.1	32.1	54	-21.9	-	-	-	-	238	198	H
2	* 4.703	40.66	PK-U	34	-28.8	0	45.86	-	-	74	-28.14	-	-	217	124	H
	* 4.705	29.4	ADR	34	-28.9	.1	34.6	54	-19.4	-	-	-	-	217	124	H
3	* 3.603	40.53	PK-U	33	-30.5	0	43.03	-	-	74	-30.97	-	-	61	190	V
	* 3.602	29.53	ADR	33	-30.5	.1	32.13	54	-21.87	-	-	-	-	61	190	V
4	* 7.348	38.01	PK-U	35.6	-26.9	0	46.71	-	-	74	-27.29	-	-	321	139	H
	* 7.351	27.37	ADR	35.6	-27	.1	36.07	54	-17.93	-	-	-	-	321	139	H
5	* 8.39	38.36	PK-U	35.7	-26.5	0	47.56	-	-	74	-26.44	-	-	215	223	H
	* 8.391	26.84	ADR	35.7	-26.6	.1	36.04	54	-17.96	-	-	-	-	215	223	H
6	* 11.42	40.93	PK-U	38.2	-23.1	0	56.03	-	-	74	-17.97	-	-	34	113	V
	* 11.42	30.32	ADR	38.2	-23.1	.1	45.52	54	-8.48	-	-	-	-	34	113	V

* - indicates frequency in CFR47 Pt 15 / IC RSS-Restricted Band

PK-U - U-NII: Maximum Peak

ADR - U-NII AD primary method, RMS average

This report shall not be reproduced except in full, without the written approval of UL Verification Services Inc.

9.1.28. 11n HT40 2TX CDD MIMO MODE IN THE 5.6GHz BAND

RESTRICTED BANDEDGE (LOW CHANNEL)

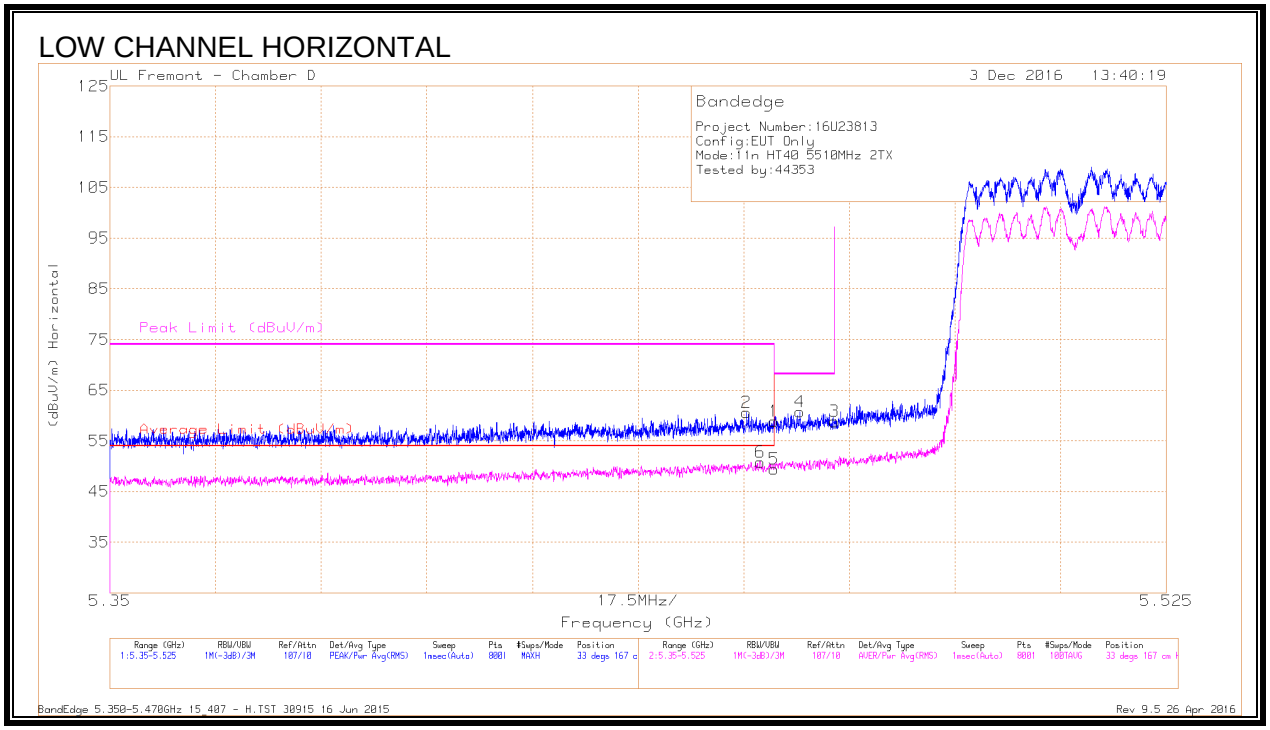

Marker	Frequency (GHz)	Meter Reading (dBuV)	Det	AF T712 (dB/m)	Amp/Cbl/Fltr/ Pad (dB)	DC Corr (dB)	Corrected Reading (dBuV/m)	Average Limit (dBuV/m)	Margin (dB)	Peak Limit (dBuV/m)	PK Margin (dB)	Azimuth (Degs)	Height (cm)	Polarity
1	* 5.46	42.35	Pk	34.4	-17.9	0	58.85	-	-	74	-15.15	33	167	H
2	* 5.455	44.18	Pk	34.4	-18	0	60.58	-	-	74	-13.42	33	167	H
3	5.47	42.3	Pk	34.4	-17.9	0	58.8	-	-	68.2	-9.4	33	167	H
4	5.464	44.27	Pk	34.4	-17.9	0	60.77	-	-	68.2	-7.43	33	167	H
5	* 5.46	32.92	RMS	34.4	-17.9	.1	49.52	54	-4.48	-	-	33	167	H
6	* 5.458	34.42	RMS	34.4	-18	.1	50.92	54	-3.08	-	-	33	167	H

* - indicates frequency in CFR47 Pt 15 / IC RSS-Restricted Band
Pk - Peak detector
RMS - RMS detection

This report shall not be reproduced except in full, without the written approval of UL Verification Services Inc.

LOW CHANNEL VERTICAL

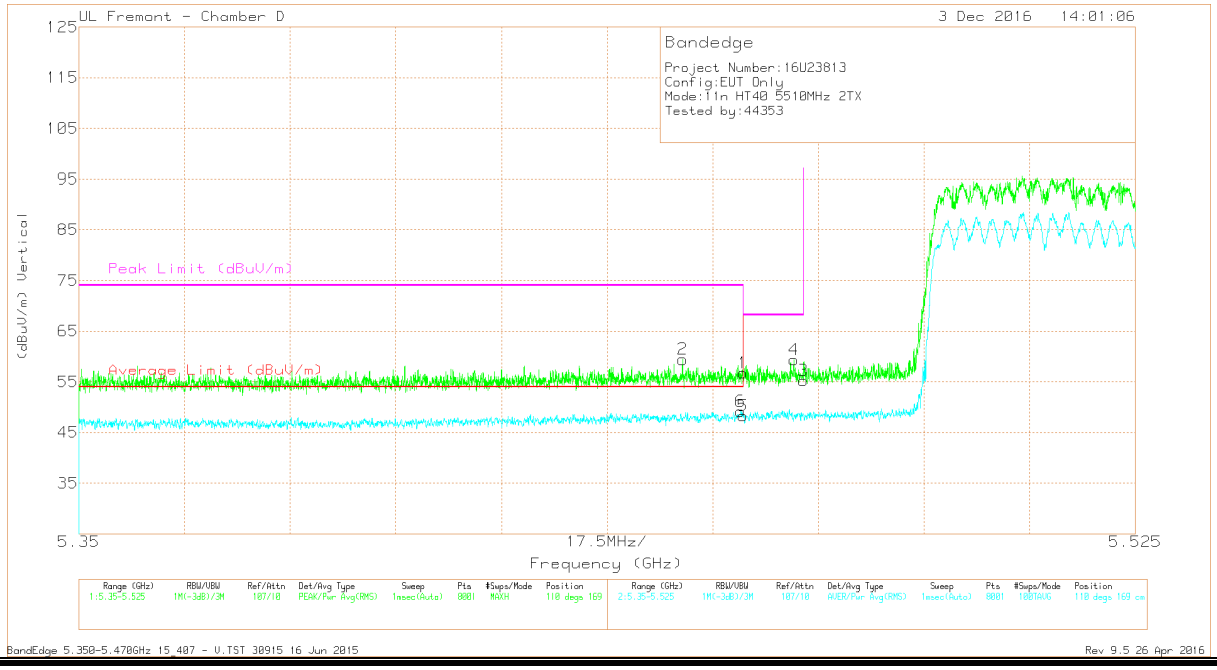

Marker	Frequency (GHz)	Meter Reading (dBuV)	Det	AF T712 (dB/m)	Amp/Cbl/Fltr/Pad (dB)	DC Corr (dB)	Corrected Reading (dBuV/m)	Average Limit (dBuV/m)	Margin (dB)	Peak Limit (dBuV/m)	PK Margin (dB)	Azimuth (Degs)	Height (cm)	Polarity
1	* 5.46	40.22	Pk	34.4	-17.9	0	56.72	-	-	74	-17.28	110	169	V
2	* 5.45	43.12	Pk	34.4	-18.1	0	59.42	-	-	74	-14.58	110	169	V
3	5.47	38.81	Pk	34.4	-17.9	0	55.31	-	-	68.2	-12.89	110	169	V
4	5.468	42.9	Pk	34.4	-17.9	0	59.4	-	-	68.2	-8.8	110	169	V
5	* 5.46	31.76	RMS	34.4	-17.9	.1	48.36	54	-5.64	-	-	110	169	V
6	* 5.46	32.76	RMS	34.4	-18	.1	49.26	54	-4.74	-	-	110	169	V

* - indicates frequency in CFR47 Pt 15 / IC RSS-Restricted Band
Pk - Peak detector
RMS - RMS detection

UL VERIFICATION SERVICES INC. FORM NO: CCSUP4701J
47173 BENICIA STREET, FREMONT, CA 94538, USA TEL: (510) 771-1000 FAX: (510) 661-0888
This report shall not be reproduced except in full, without the written approval of UL Verification Services Inc.

AUTHORIZED BANDEDGE (HIGH CHANNEL)

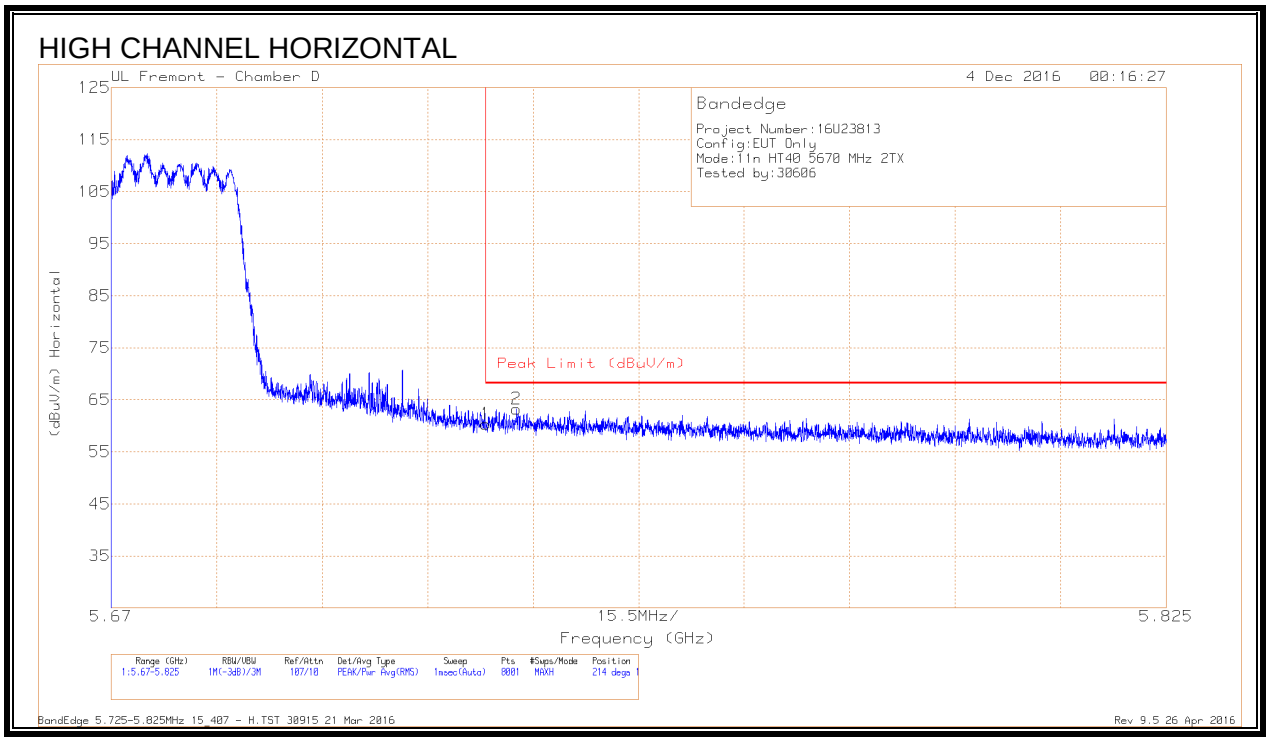

Marker	Frequency (GHz)	Meter Reading (dBuV)	Det	AF T712 (dB/m)	Amp/Cbl/Fltr/Pad (dB)	DC Corr (dB)	Corrected Reading (dBuV/m)	Peak Limit (dBuV/m)	PK Margin (dB)	Azimuth (Degs)	Height (cm)	Polarity
1	5.725	43.06	Pk	34.8	-17.5	0	60.36	68.2	-7.84	214	155	H
2	5.73	45.97	Pk	34.8	-17.5	0	63.27	68.2	-4.93	214	155	H

Pk - Peak detector

UL VERIFICATION SERVICES INC. FORM NO: CCSUP4701J
47173 BENICIA STREET, FREMONT, CA 94538, USA TEL: (510) 771-1000 FAX: (510) 661-0888
This report shall not be reproduced except in full, without the written approval of UL Verification Services Inc.

HIGH CHANNEL VERTICAL

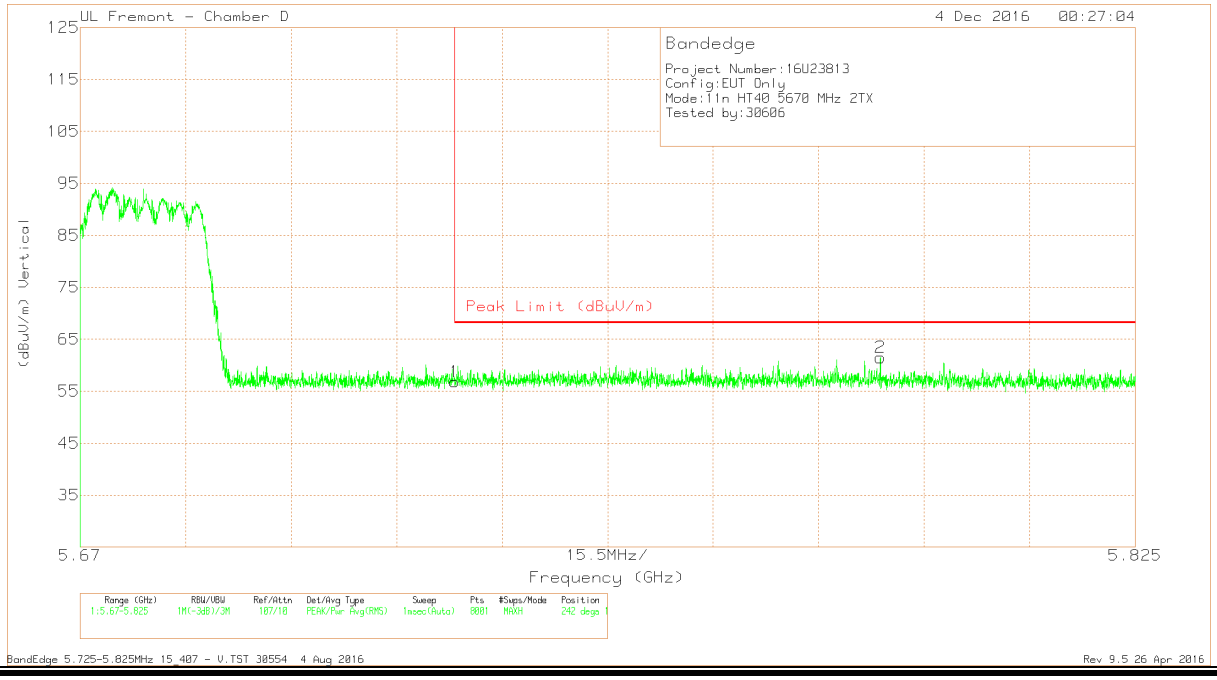

Marker	Frequency (GHz)	Meter Reading (dBuV)	Det	AF T712 (dB/m)	Amp/Cbl/Fltr/Pad (dB)	DC Corr (dB)	Corrected Reading (dBuV/m)	Peak Limit (dBuV/m)	PK Margin (dB)	Azimuth (Degs)	Height (cm)	Polarity
1	5.725	39.5	Pk	34.8	-17.5	0	56.8	68.2	-11.4	242	134	V
2	5.788	44.19	Pk	34.8	-17.5	0	61.49	68.2	-6.71	242	134	V

Pk - Peak detector

This report shall not be reproduced except in full, without the written approval of UL Verification Services Inc.

HARMONICS AND SPURIOUS EMISSIONS

LOW CHANNEL HORIZONTAL

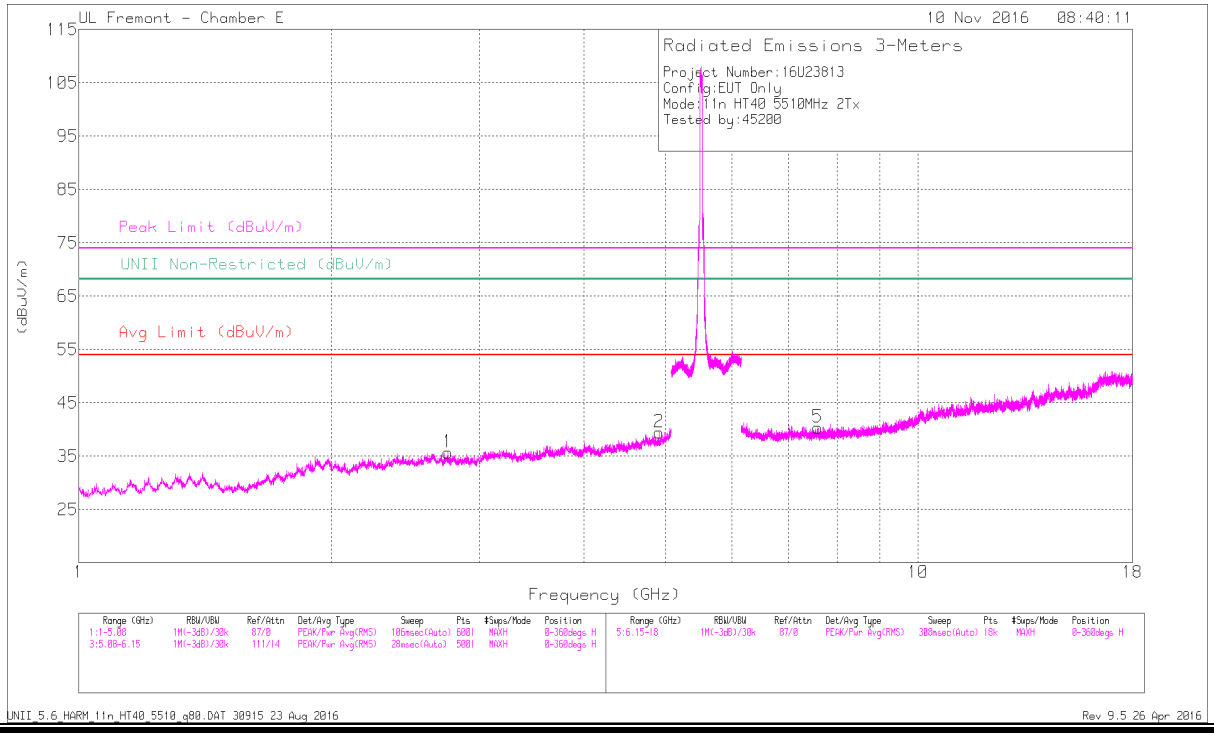

LOW CHANNEL VERTICAL

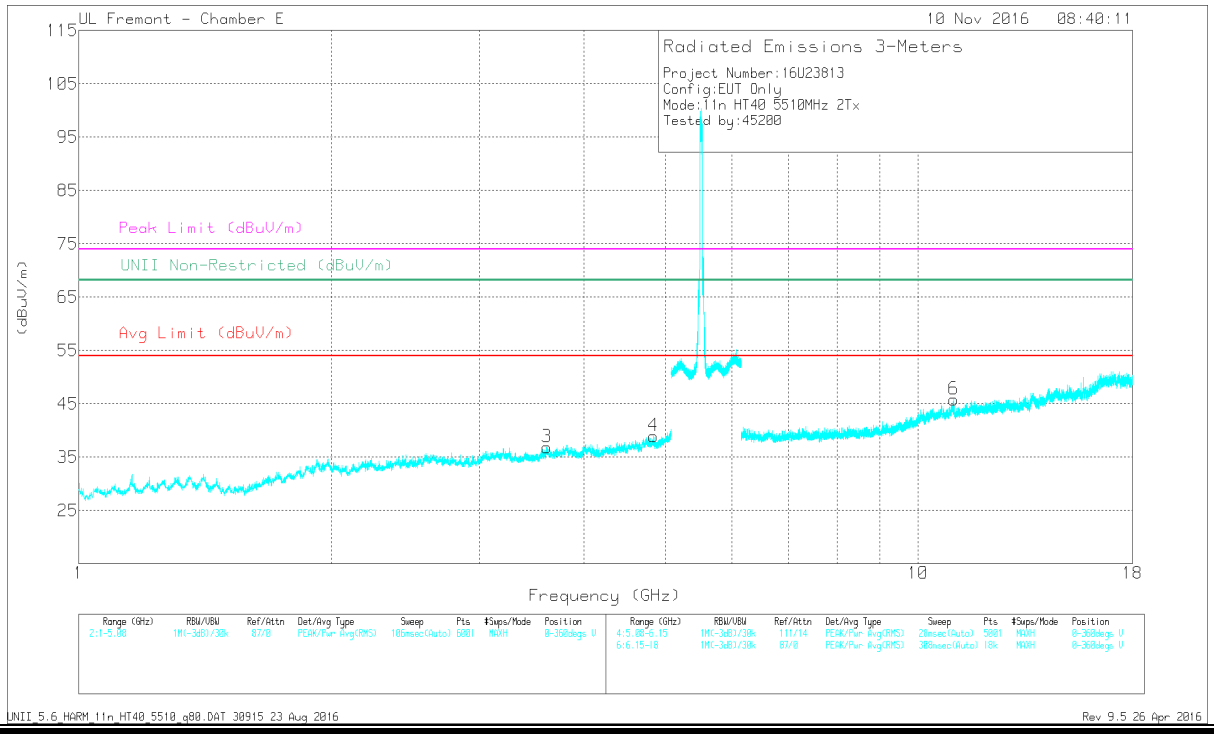

This report shall not be reproduced except in full, without the written approval of UL Verification Services Inc.

Marker	Frequency (GHz)	Meter Reading (dBuV)	Det	AF T711 (dB/m)	Amp/Cbl/Fltr/Pad (dB)	DC Corr (dB)	Corrected Reading (dBuV/m)	Avg Limit (dBuV/m)	Margin (dB)	Peak Limit (dBuV/m)	PK Margin (dB)	UNII Non-Restricted (dBuV/m)	PK Margin (dB)	Azimuth (Degs)	Height (cm)	Polarity
1	* 2.752	41.83	PK-U	32.5	-32.1	0	42.23	-	-	74	-31.77	-	-	49	194	H
	* 2.752	30.29	ADR	32.5	-32.1	.1	30.79	54	-23.21	-	-	-	-	49	194	H
2	* 4.909	40.58	PK-U	34	-29.5	0	45.08	-	-	74	-28.92	-	-	352	112	H
	* 4.909	29.55	ADR	34	-29.5	.1	34.15	54	-19.85	-	-	-	-	352	112	H
3	* 3.613	40.26	PK-U	33	-30.5	0	42.76	-	-	74	-31.24	-	-	160	141	V
	* 3.613	29.33	ADR	33	-30.5	.1	31.93	54	-22.07	-	-	-	-	160	141	V
4	* 4.835	39.07	PK-U	34	-28.8	0	44.27	-	-	74	-29.73	-	-	42	104	V
	* 4.833	28.63	ADR	34	-28.8	.1	33.93	54	-20.07	-	-	-	-	42	104	V
5	* 7.595	38.2	PK-U	35.7	-26.4	0	47.5	-	-	74	-26.5	-	-	183	157	H
	* 7.596	26.6	ADR	35.7	-26.5	.1	35.9	54	-18.1	-	-	-	-	183	157	H
6	* 11.02	39.23	PK-U	38	-23.2	0	54.03	-	-	74	-19.97	-	-	322	163	V
	* 11.02	28.93	ADR	38	-23.2	.1	43.83	54	-10.17	-	-	-	-	322	163	V

* - indicates frequency in CFR47 Pt 15 / IC RSS-Restricted Band
PK-U - U-NII: Maximum Peak
ADR - U-NII AD primary method, RMS average

UL VERIFICATION SERVICES INC. FORM NO: CCSUP4701J
47173 BENICIA STREET, FREMONT, CA 94538, USA TEL: (510) 771-1000 FAX: (510) 661-0888
This report shall not be reproduced except in full, without the written approval of UL Verification Services Inc.

MID CHANNEL HORIZONTAL

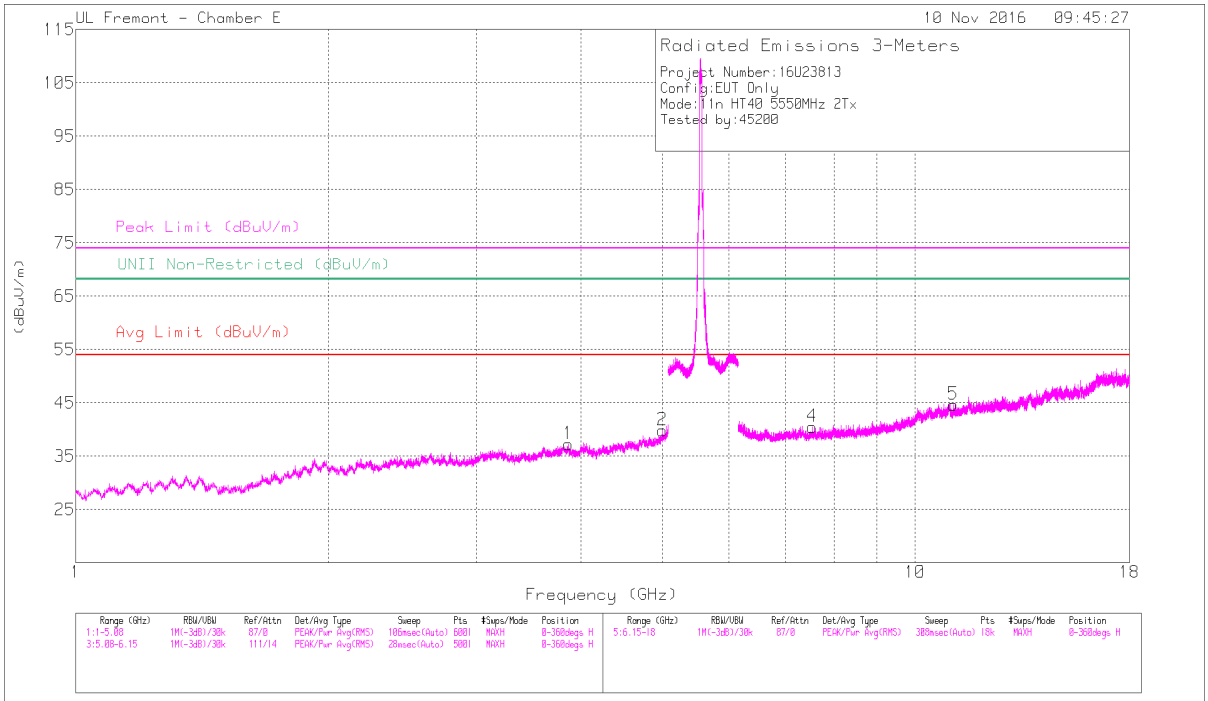

MID CHANNEL VERTICAL

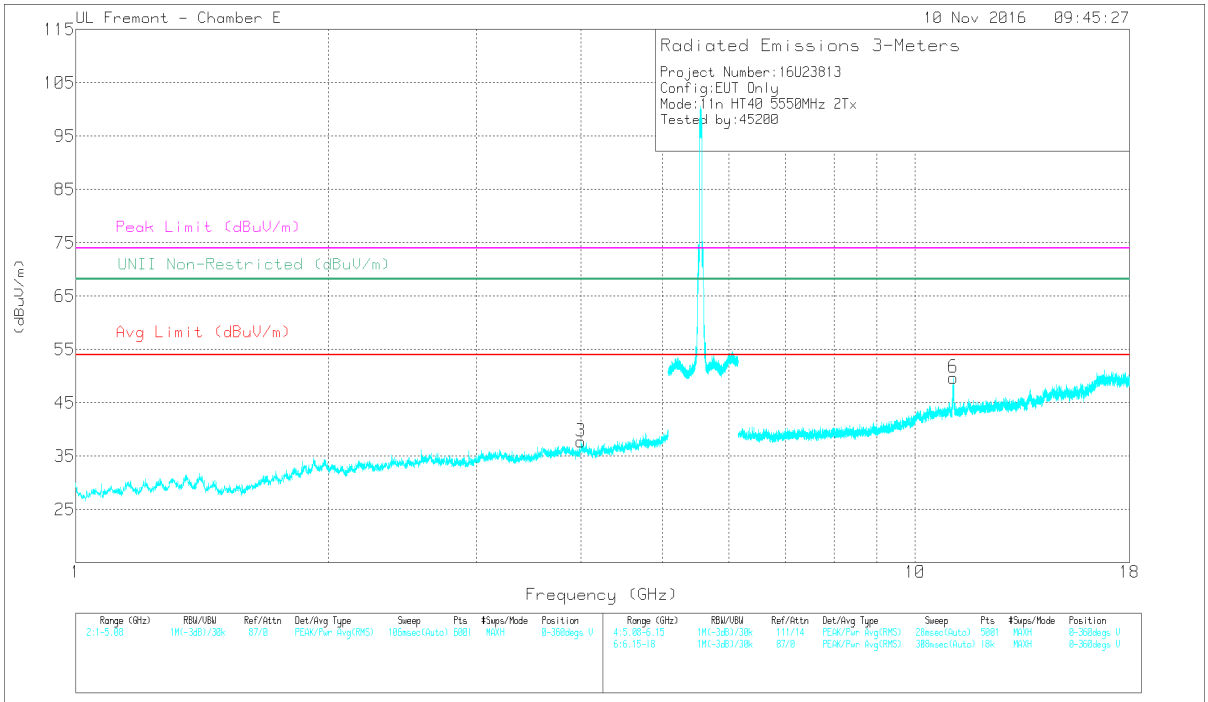

This report shall not be reproduced except in full, without the written approval of UL Verification Services Inc.

Marker	Frequency (GHz)	Meter Reading (dBuV)	Det	AF T711 (dB/m)	Amp/Cbl/Fltr/Pad (dB)	DC Corr (dB)	Corrected Reading (dBuV/m)	Avg Limit (dBuV/m)	Margin (dB)	Peak Limit (dBuV/m)	PK Margin (dB)	UNII Non-Restricted (dBuV/m)	PK Margin (dB)	Azimuth (Degs)	Height (cm)	Polarity
1	* 3.859	39.5	PK-U	33.2	-29.7	0	43	-	-	74	-31	-	-	76	234	H
	* 3.858	28.92	ADR	33.2	-29.7	.1	32.52	54	-21.48	-	-	-	-	76	234	H
2	* 4.999	41.71	PK-U	33.9	-28.9	0	46.71	-	-	74	-27.29	-	-	320	143	H
	* 4.998	30.14	ADR	33.9	-28.9	.1	35.24	54	-18.76	-	-	-	-	320	143	H
3	* 3.995	39.67	PK-U	33.1	-30	0	42.77	-	-	74	-31.23	-	-	47	344	V
	* 3.995	29.39	ADR	33.1	-30	.1	32.59	54	-21.41	-	-	-	-	47	344	V
4	* 7.539	38.07	PK-U	35.6	-26.6	0	47.07	-	-	74	-26.93	-	-	61	167	H
	* 7.54	26.65	ADR	35.6	-26.5	.1	35.85	54	-18.15	-	-	-	-	61	167	H
5	* 11.105	37.41	PK-U	38	-24	0	51.41	-	-	74	-22.59	-	-	25	318	H
	* 11.108	26.59	ADR	38	-24	.1	40.69	54	-13.31	-	-	-	-	25	318	H
6	* 11.1	42.96	PK-U	38	-24	0	56.96	-	-	74	-17.04	-	-	333	156	V
	* 11.1	32.16	ADR	38	-24	.1	46.26	54	-7.74	-	-	-	-	333	156	V

* - indicates frequency in CFR47 Pt 15 / IC RSS-Restricted Band
PK-U - U-NII: Maximum Peak
ADR - U-NII AD primary method, RMS average

This report shall not be reproduced except in full, without the written approval of UL Verification Services Inc.

HIGH CHANNEL HORIZONTAL

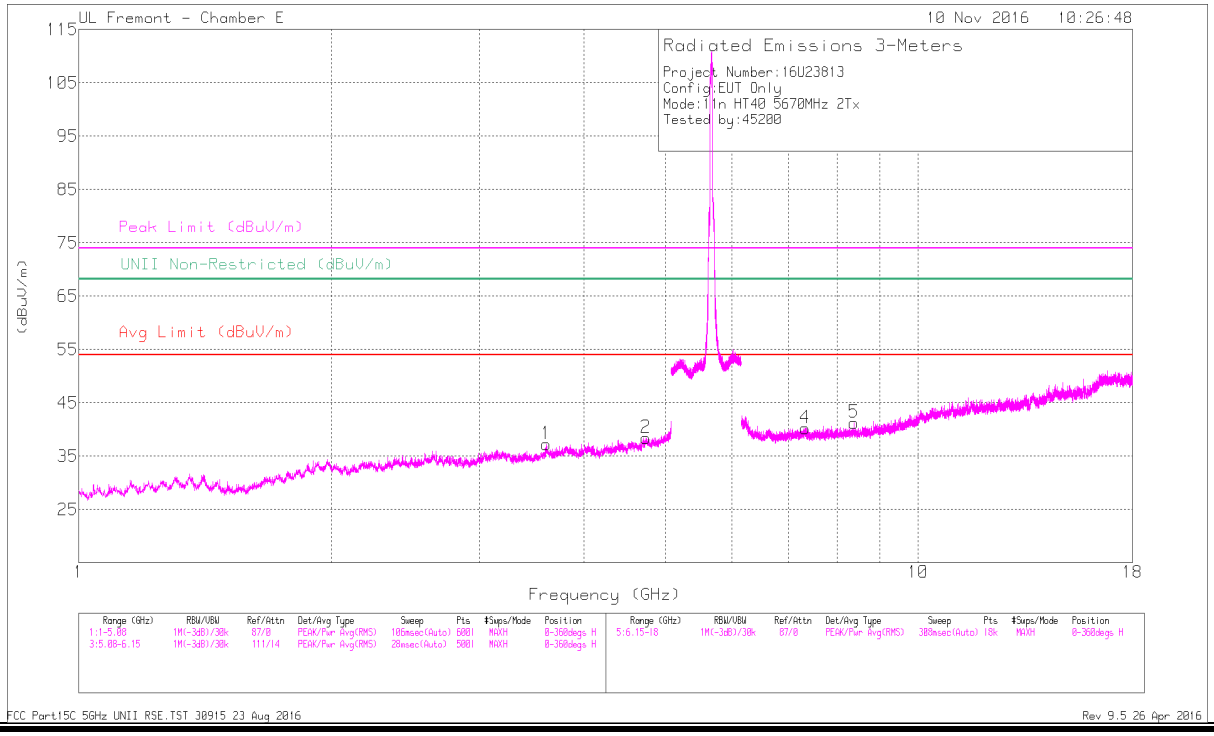

HIGH CHANNEL VERTICAL

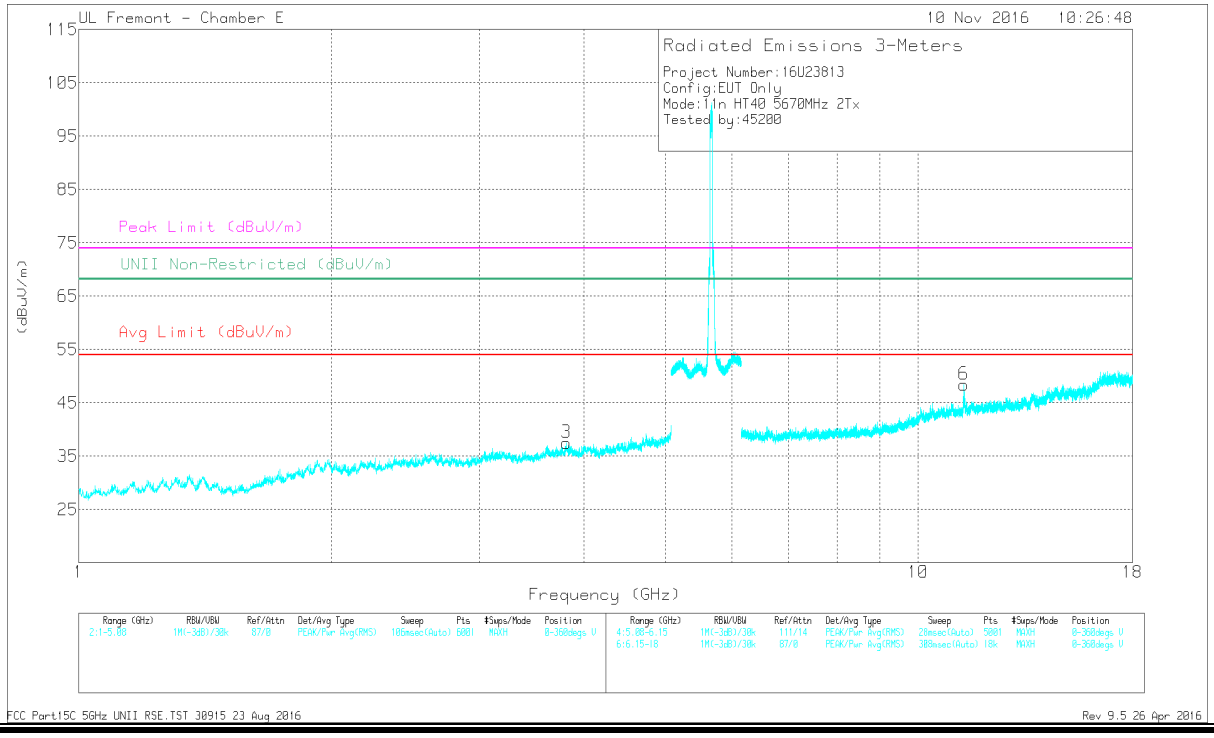

This report shall not be reproduced except in full, without the written approval of UL Verification Services Inc.

Marker	Frequency (GHz)	Meter Reading (dBuV)	Det	AF T711 (dB/m)	Amp/Cbl/Fltr/Pad (dB)	DC Corr (dB)	Corrected Reading (dBuV/m)	Avg Limit (dBuV/m)	Margin (dB)	Peak Limit (dBuV/m)	PK Margin (dB)	UNII Non-Restricted (dBuV/m)	PK Margin (dB)	Azimuth (Degs)	Height (cm)	Polarity
1	* 3.603	41.8	PK-U	33	-30.5	0	44.3	-	-	74	-29.7	-	-	28	268	H
	* 3.603	30.02	ADR	33	-30.5	.1	32.62	54	-21.38	-	-	-	-	28	268	H
2	* 4.742	39.82	PK-U	34	-29	0	44.82	-	-	74	-29.18	-	-	112	118	H
	* 4.74	29.7	ADR	34	-28.9	.1	34.9	54	-19.1	-	-	-	-	112	118	H
3	* 3.808	40.1	PK-U	33.1	-29.7	0	43.5	-	-	74	-30.5	-	-	61	241	V
	* 3.807	29.81	ADR	33.1	-29.7	.1	33.31	54	-20.69	-	-	-	-	61	241	V
4	* 7.331	37.65	PK-U	35.6	-26.6	0	46.65	-	-	74	-27.35	-	-	310	188	H
	* 7.33	27.48	ADR	35.6	-26.5	.1	36.68	54	-17.32	-	-	-	-	310	188	H
5	* 8.381	37.38	PK-U	35.7	-26.6	0	46.48	-	-	74	-27.52	-	-	233	247	H
	* 8.382	27.46	ADR	35.7	-26.6	.1	36.66	54	-17.34	-	-	-	-	233	247	H
6	* 11.34	41.73	PK-U	38.2	-24.3	0	55.63	-	-	74	-18.37	-	-	326	106	V
	* 11.34	31.15	ADR	38.2	-24.3	.1	45.15	54	-8.85	-	-	-	-	326	106	V

* - indicates frequency in CFR47 Pt 15 / IC RSS-Restricted Band
PK-U - U-NII: Maximum Peak
ADR - U-NII AD primary method, RMS average

UL VERIFICATION SERVICES INC. FORM NO: CCSUP4701J
47173 BENICIA STREET, FREMONT, CA 94538, USA TEL: (510) 771-1000 FAX: (510) 661-0888
This report shall not be reproduced except in full, without the written approval of UL Verification Services Inc.

9.1.29. 11ac HT40 2TX CDD MIMO STRADDLE CHANNEL 142

HARMONICS AND SPURIOUS EMISSIONS

LOW CHANNEL HORIZONTAL

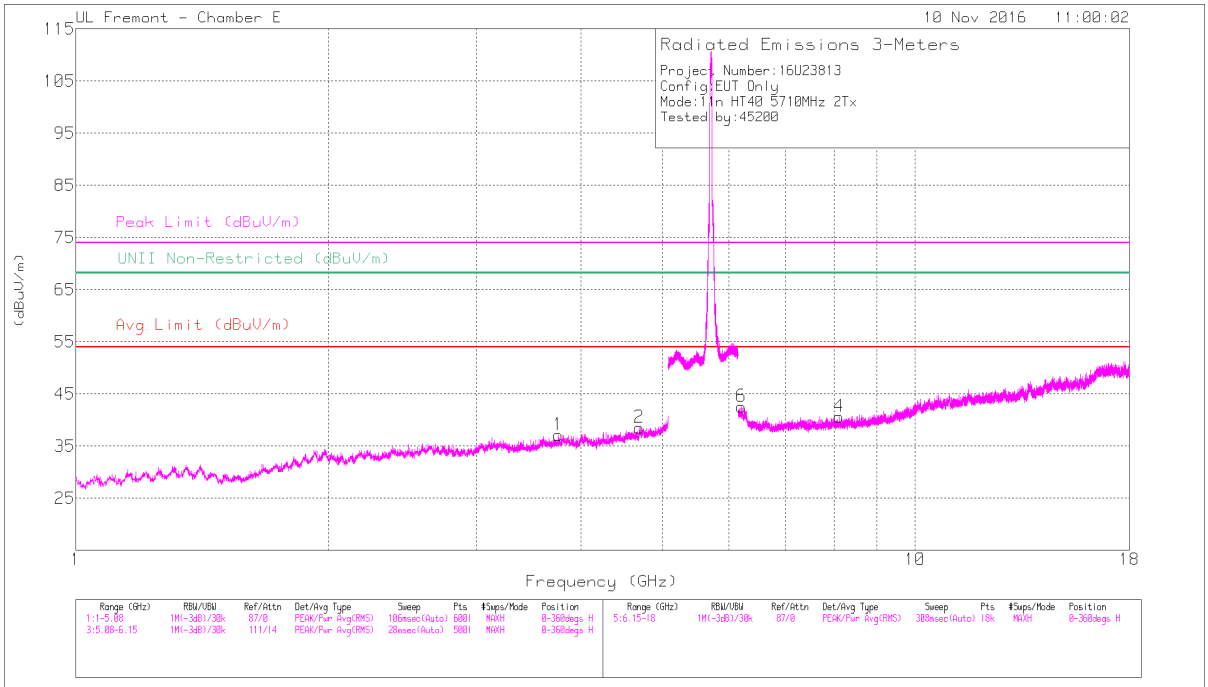

LOW CHANNEL VERTICAL

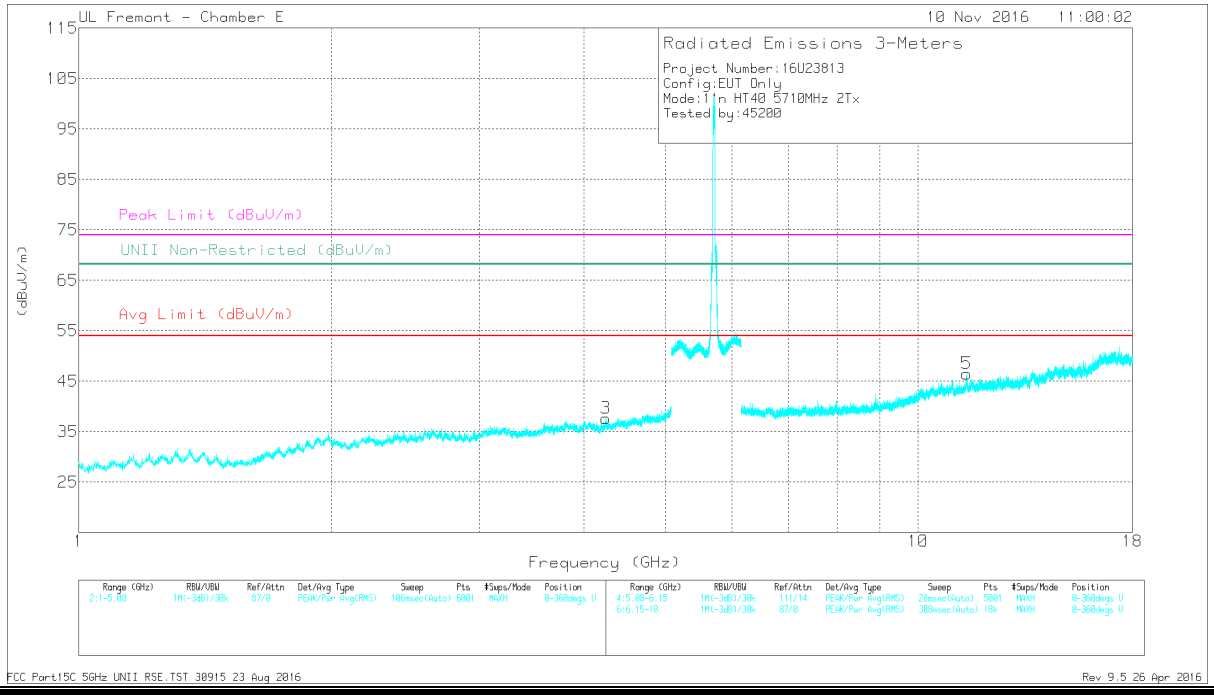

This report shall not be reproduced except in full, without the written approval of UL Verification Services Inc.

Marker	Frequency (GHz)	Meter Reading (dBuV)	Det	AF T711 (dB/m)	Amp/Cbl/Fltr/Pad (dB)	DC Corr (dB)	Corrected Reading (dBuV/m)	Avg Limit (dBuV/m)	Margin (dB)	Peak Limit (dBuV/m)	PK Margin (dB)	UNII Non-Restricted (dBuV/m)	PK Margin (dB)	Azimuth (Degs)	Height (cm)	Polarity
1	* 3.76	40.24	PK-U	33.1	-31	0	42.34	-	-	74	-31.66	-	-	74	246	H
	* 3.757	29.88	ADR	33.1	-31.1	.1	31.98	54	-22.02	-	-	-	-	74	246	H
2	* 4.691	40.67	PK-U	34	-29.4	0	45.27	-	-	74	-28.73	-	-	107	265	H
	* 4.687	29.5	ADR	34	-29.5	.1	34.1	54	-19.90	-	-	-	-	107	265	H
3	* 4.247	39.68	PK-U	33.3	-29.6	0	43.38	-	-	74	-30.62	-	-	139	155	V
	* 4.247	28.85	ADR	33.3	-29.6	.1	32.65	54	-21.35	-	-	-	-	139	155	V
4	* 8.124	37.36	PK-U	35.7	-26.7	0	46.36	-	-	74	-27.64	-	-	46	364	H
	* 8.122	26.77	ADR	35.7	-26.7	.1	35.87	54	-18.13	-	-	-	-	46	364	H
5	* 11.42	39.84	PK-U	38.2	-23.2	0	54.84	-	-	74	-19.16	-	-	332	146	V
	* 11.42	29.04	ADR	38.2	-23.1	.1	44.24	54	-9.76	-	-	-	-	332	146	V
6	6.213	42.03	PK-U	35.6	-28	0	49.63	-	-	-	-	68.2	-18.57	259	114	H

* - indicates frequency in CFR47 Pt 15 / IC RSS-Restricted Band
PK-U - U-NII: Maximum Peak
ADR - U-NII AD primary method, RMS average

UL VERIFICATION SERVICES INC. FORM NO: CCSUP4701J
47173 BENICIA STREET, FREMONT, CA 94538, USA TEL: (510) 771-1000 FAX: (510) 661-0888
This report shall not be reproduced except in full, without the written approval of UL Verification Services Inc.

9.1.30. 11ac HT80 ANTENNA A SISO MODE IN THE 5.6GHz BAND

RESTRICTED BANDEDGE (LOW CHANNEL)

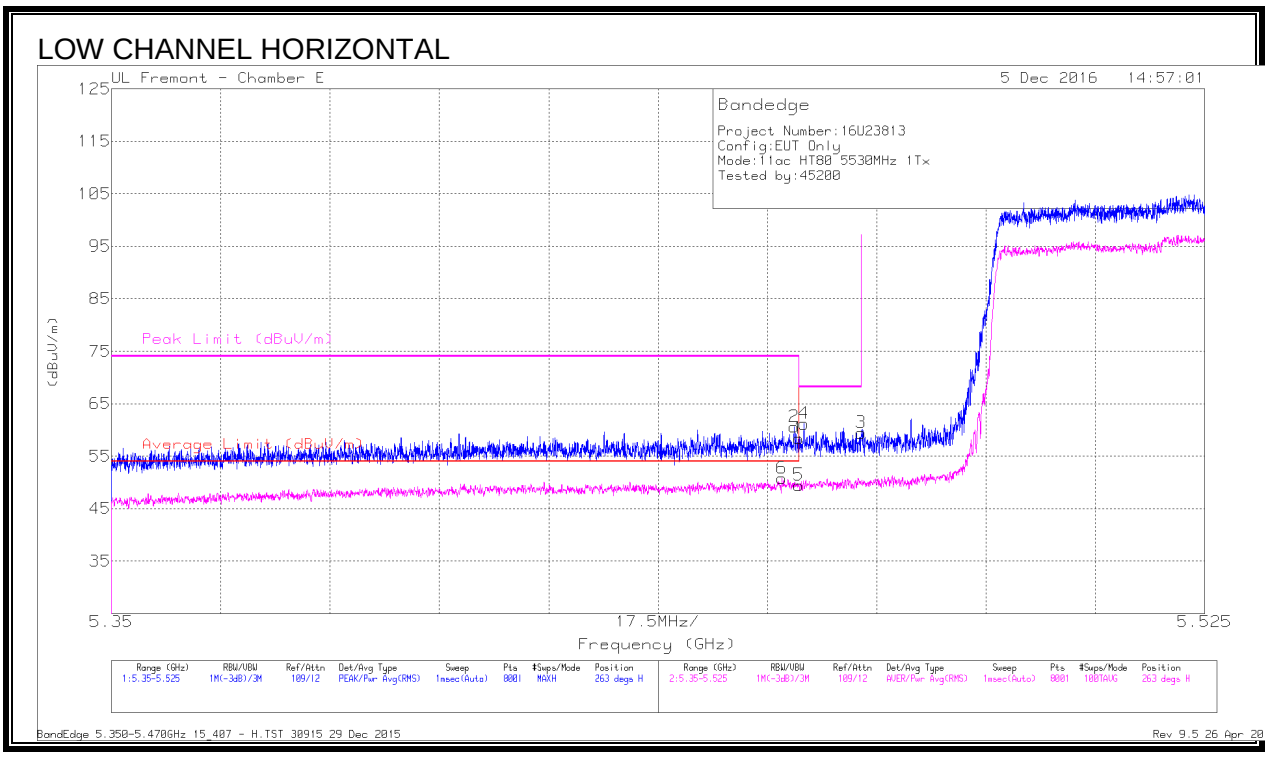

Marker	Frequency (GHz)	Meter Reading (dBuV)	Det	AF T712 (dB/m)	Amp/Cbl/Fltr/Pad (dB)	DC Corr (dB)	Corrected Reading (dBuV/m)	Average Limit (dBuV/m)	Margin (dB)	Peak Limit (dBuV/m)	PK Margin (dB)	Azimuth (Degs)	Height (cm)	Polarity
1	* 5.46	43.27	Pk	34.4	-19.3	0	58.37	-	-	74	-15.63	263	122	H
2	* 5.459	45.53	Pk	34.4	-19.3	0	60.63	-	-	74	-13.37	263	122	H
3	5.47	44.42	Pk	34.4	-19.4	0	59.42	-	-	68.2	-8.78	263	122	H
4	5.461	46.06	Pk	34.4	-19.3	0	61.16	-	-	68.2	-7.04	263	122	H
5	* 5.46	34.19	RMS	34.4	-19.3	.19	49.48	54	-4.52	-	-	263	122	H
6	* 5.457	35.57	RMS	34.4	-19.4	.19	50.76	54	-3.24	-	-	263	122	H

* - indicates frequency in CFR47 Pt 15 / IC RSS-Restricted Band
Pk - Peak detector
RMS - RMS detection

This report shall not be reproduced except in full, without the written approval of UL Verification Services Inc.

LOW CHANNEL VERTICAL

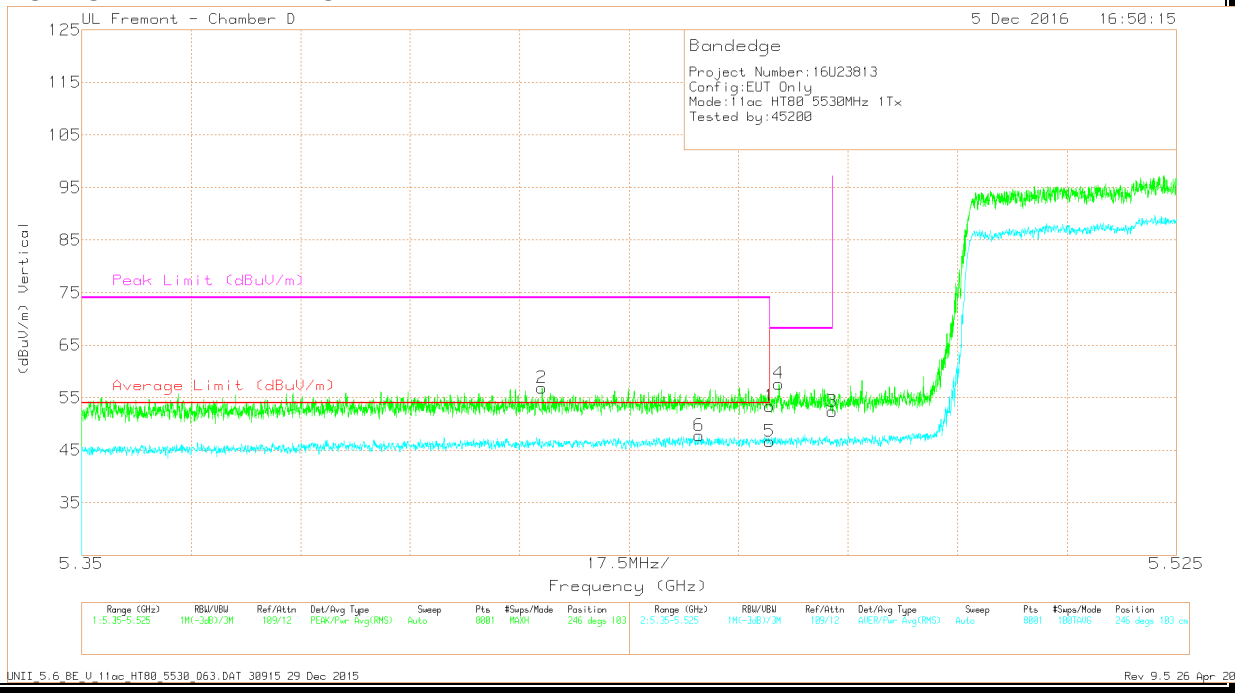

Marker	Frequency (GHz)	Meter Reading (dBuV)	Det	AF T712 (dB/m)	Amp/Cbl/Fltr/Pad (dB)	DC Corr (dB)	Corrected Reading (dBuV/m)	Average Limit (dBuV/m)	Margin (dB)	Peak Limit (dBuV/m)	PK Margin (dB)	Azimuth (Degs)	Height (cm)	Polarity
1	* 5.46	38.28	Pk	34.4	-19.3	0	53.38	-	-	74	-20.62	246	103	V
2	* 5.424	41.69	Pk	34.4	-19.2	0	56.89	-	-	74	-17.11	246	103	V
3	5.47	37.4	Pk	34.4	-19.4	0	52.4	-	-	68.2	-15.8	246	103	V
4	5.461	42.58	Pk	34.4	-19.3	0	57.68	-	-	68.2	-10.52	246	103	V
5	* 5.46	31.4	RMS	34.4	-19.3	.19	46.69	54	-7.31	-	-	246	103	V
6	* 5.449	32.48	RMS	34.4	-19.3	.19	47.77	54	-6.23	-	-	246	103	V

* - indicates frequency in CFR47 Pt 15 / IC RSS-Restricted Band

Pk - Peak detector

RMS - RMS detection

This report shall not be reproduced except in full, without the written approval of UL Verification Services Inc.

HARMONICS AND SPURIOUS EMISSIONS

LOW CHANNEL HORIZONTAL

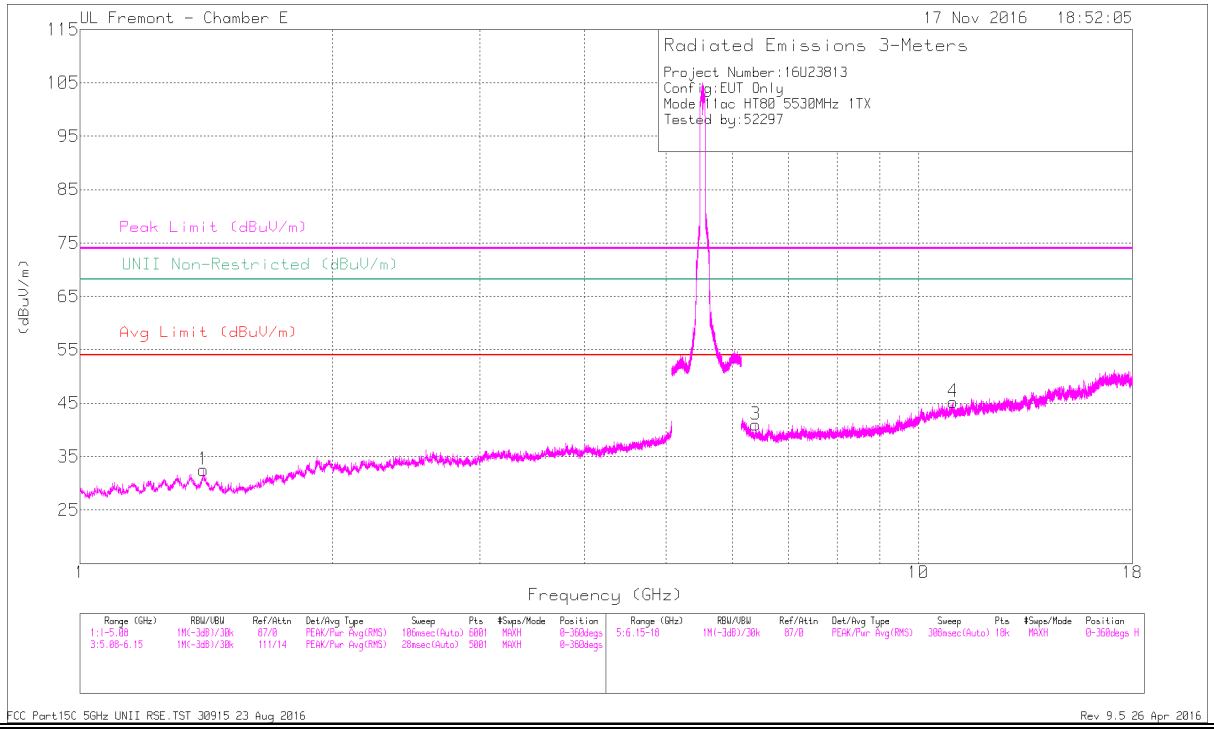

LOW CHANNEL VERTICAL

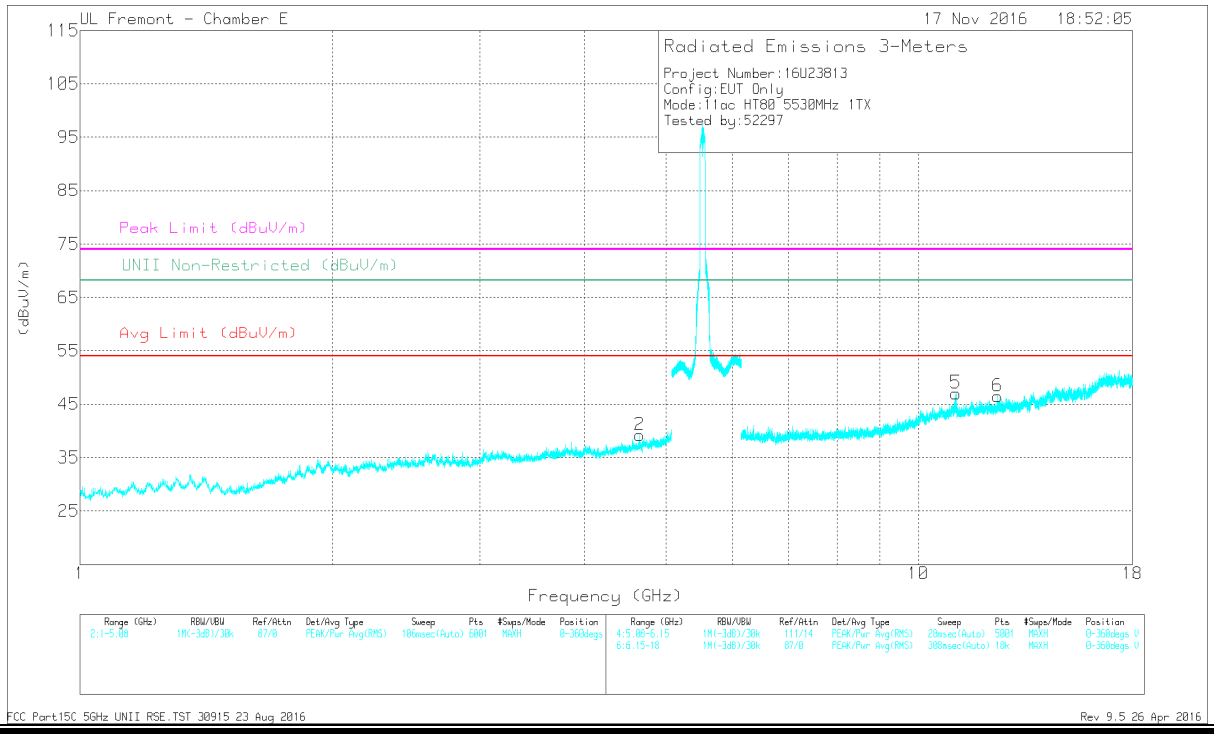

This report shall not be reproduced except in full, without the written approval of UL Verification Services Inc.

Marker	Frequency (GHz)	Meter Reading (dBuV)	Det	AF T711 (dB/m)	Amp/Cbl/ Fltr/Pad (dB)	DC Corr (dB)	Corrected Reading (dBuV/m)	Avg Limit (dBuV/ m)	Margin (dB)	Peak Limit (dBuV/ m)	PK Margin (dB)	UNII Non-Restricted (dBuV/ m)	PK Margin (dB)	Azimuth (Degs)	Height (cm)	Polarity
1	* 1.404	43.82	PK-U	29	-34.4	0	38.42	-	-	74	-35.58	-	-	207	351	H
	* 1.403	32.88	ADR	29	-34.4	.19	27.67	54	-26.33	-	-	-	-	207	351	H
2	* 4.653	40.07	PK-U	33.9	-30	0	43.97	-	-	74	-30.03	-	-	25	119	V
	* 4.652	29.53	ADR	33.9	-30	.19	33.62	54	-20.38	-	-	-	-	25	119	V
3	6.394	38.54	PK-U	35.6	-27.6	0	46.54	-	-	-	-	68.2	-21.66	196	232	H
4	* 10.993	35.1	PK-U	38	-22.3	0	50.8	-	-	74	-23.2	-	-	60	369	H
	* 10.992	24.9	ADR	38	-22.2	.19	40.89	54	-13.11	-	-	-	-	60	369	H
5	* 11.087	39.41	PK-U	38	-24	0	53.41	-	-	74	-20.59	-	-	137	156	V
	* 11.084	28.08	ADR	38	-24	.19	42.27	54	-11.73	-	-	-	-	137	156	V
6	* 12.426	36.72	PK-U	39	-23.9	0	51.82	-	-	74	-22.18	-	-	100	121	V
	* 12.427	25.94	ADR	39	-23.9	.19	41.23	54	-12.77	-	-	-	-	100	121	V

* - indicates frequency in CFR47 Pt 15 / IC RSS-Restricted Band
PK-U - U-NII: Maximum Peak
ADR - U-NII AD primary method, RMS average

This report shall not be reproduced except in full, without the written approval of UL Verification Services Inc.

HIGH CHANNEL HORIZONTAL

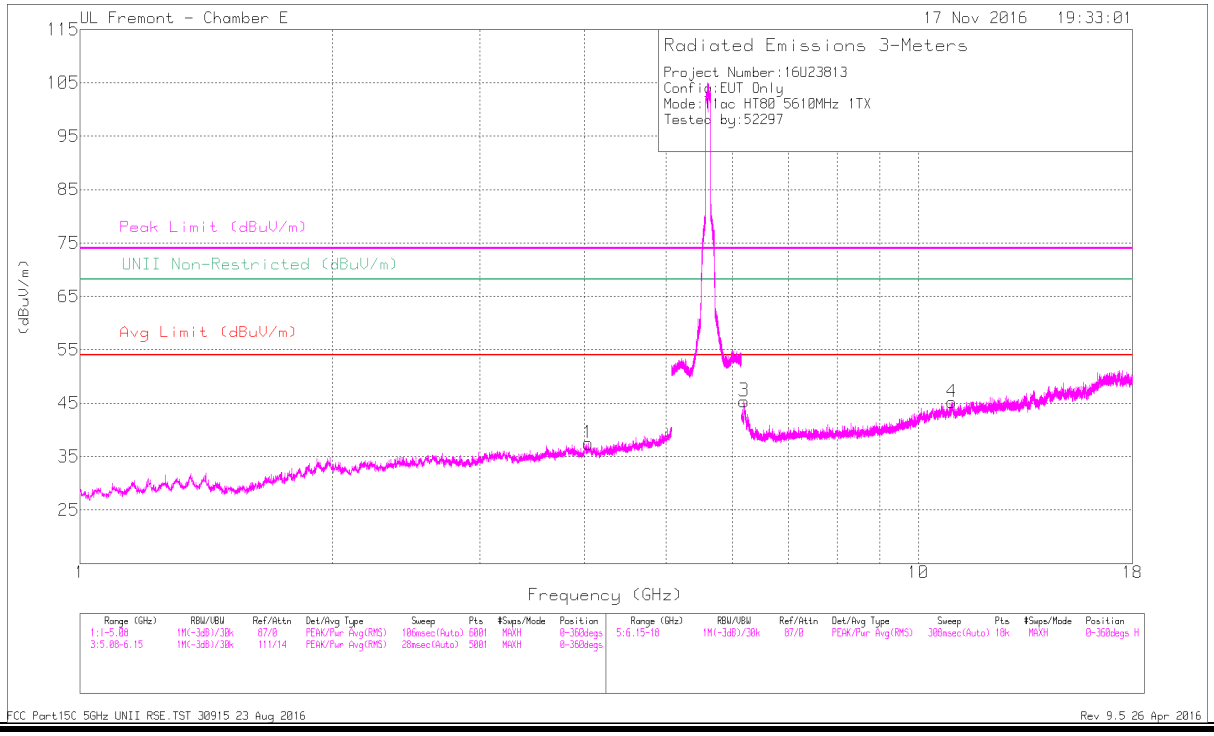

HIGH CHANNEL VERTICAL

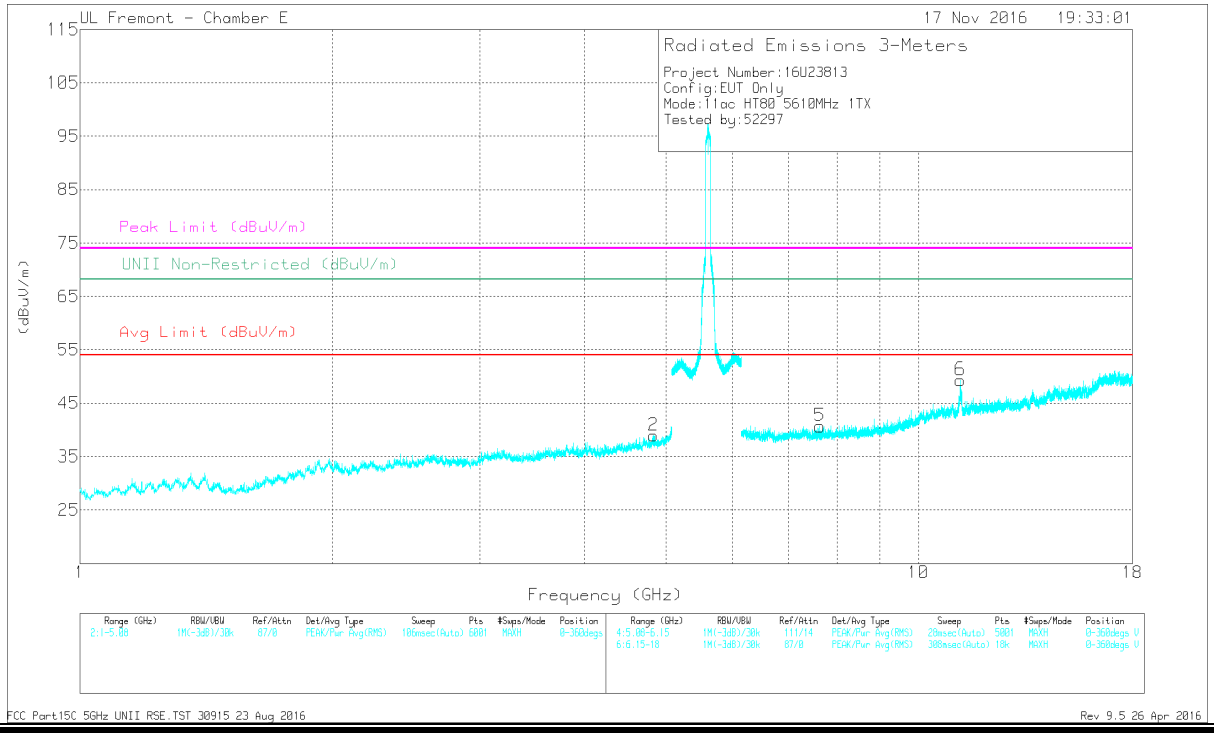

UL VERIFICATION SERVICES INC. FORM NO: CCSUP4701J
47173 BENICIA STREET, FREMONT, CA 94538, USA TEL: (510) 771-1000 FAX: (510) 661-0888
This report shall not be reproduced except in full, without the written approval of UL Verification Services Inc.

Marker	Frequency (GHz)	Meter Reading (dBuV)	Det	AF T711 (dB/m)	Amp/Cbl/Fltr/Pad (dB)	DC Corr (dB)	Corrected Reading (dBuV/m)	Avg Limit (dBuV/m)	Margin (dB)	Peak Limit (dBuV/m)	PK Margin (dB)	UNII Non-Restricted (dBuV/m)	PK Margin (dB)	Azimuth (Degs)	Height (cm)	Polarity
1	* 4.038	39.73	PK-U	33.2	-29.6	0	43.33	-	-	74	-30.67	-	-	213	226	H
	* 4.039	29.16	ADR	33.2	-29.6	.19	32.95	54	-21.05	-	-	-	-	213	226	H
2	* 4.83	28.92	ADR	34	-28.8	.19	34.31	54	-19.69	-	-	-	-	82	157	V
	* 4.832	40.11	PK-U	34	-28.8	0	45.31	-	-	74	-28.69	-	-	82	157	V
3	6.196	44	PK-U	35.6	-28	0	51.6	-	-	-	-	68.2	-16.6	82	107	H
4	* 10.96	37	PK-U	38	-22.7	0	52.3	-	-	74	-21.7	-	-	335	190	H
	* 10.962	25	ADR	38	-22.5	.19	40.69	54	-13.31	-	-	-	-	335	190	H
5	* 7.631	37.28	PK-U	35.7	-27.3	0	45.68	-	-	74	-28.32	-	-	333	361	V
	* 7.631	27	ADR	35.7	-27.3	.19	35.59	54	-18.41	-	-	-	-	333	361	V
6	* 11.22	42.29	PK-U	38.1	-24.2	0	56.19	-	-	74	-17.81	-	-	135	143	V
	* 11.22	31.86	ADR	38.1	-24.2	.19	45.95	54	-8.05	-	-	-	-	135	143	V

* - indicates frequency in CFR47 Pt 15 / IC RSS-Restricted Band
PK-U - U-NII: Maximum Peak
ADR - U-NII AD primary method, RMS average

This report shall not be reproduced except in full, without the written approval of UL Verification Services Inc.

9.1.31. 11ac HT80 ANTENNA A SISO STRADDLE CHANNEL 138

HARMONICS AND SPURIOUS EMISSIONS

LOW CHANNEL HORIZONTAL

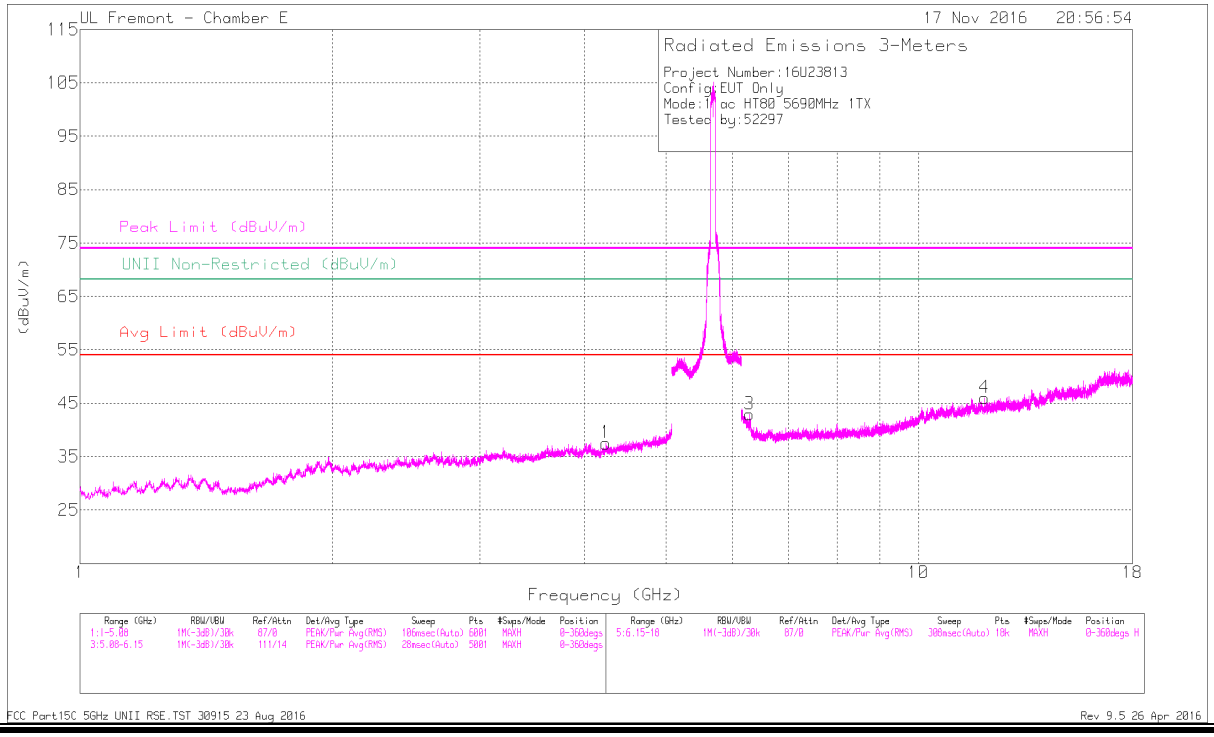

LOW CHANNEL VERTICAL

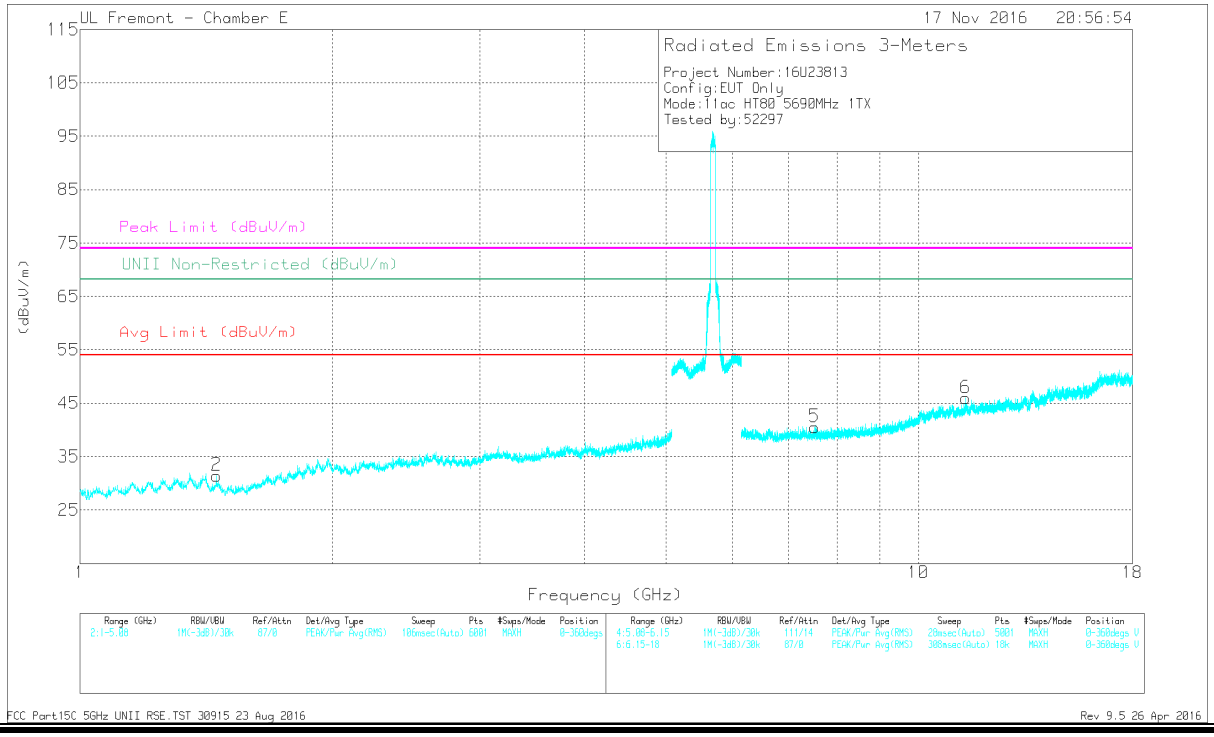

This report shall not be reproduced except in full, without the written approval of UL Verification Services Inc.

Marker	Frequency (GHz)	Meter Reading (dBuV)	Det	AF T711 (dB/m)	Amp/Cbl/Fltr/Pad (dB)	DC Corr (dB)	Corrected Reading (dBuV/m)	Avg Limit (dBuV/m)	Margin (dB)	Peak Limit (dBuV/m)	PK Margin (dB)	UNII Non-Restricted (dBuV/m)	PK Margin (dB)	Azimuth (Degs)	Height (cm)	Polarity
1	* 4.239	39.93	PK-U	33.3	-29.8	0	43.43	-	-	74	-30.57	-	-	230	167	H
	* 4.24	29.23	ADR	33.3	-29.8	.19	32.92	54	-21.08	-	-	-	-	230	167	H
2	* 1.454	44.67	PK-U	28.3	-34.8	0	38.17	-	-	74	-35.83	-	-	358	330	V
	* 1.457	32.77	ADR	28.3	-34.8	.19	26.46	54	-27.54	-	-	-	-	358	330	V
3	6.284	43.59	PK-U	35.6	-28.3	0	50.89	-	-	-	-	68.2	-17.31	328	202	H
4	* 11.985	36.52	PK-U	38.9	-24.4	0	51.02	-	-	74	-22.98	-	-	26	237	H
	* 11.982	26.15	ADR	38.9	-24.4	.19	40.84	54	-13.16	-	-	-	-	26	237	H
5	* 7.517	37.96	PK-U	35.6	-27.2	0	46.36	-	-	74	-27.64	-	-	63	389	V
	* 7.517	27.2	ADR	35.6	-27.2	.19	35.79	54	-18.21	-	-	-	-	63	389	V
6	* 11.381	39.74	PK-U	38.2	-23.7	0	54.24	-	-	74	-19.76	-	-	308	106	V
	* 11.38	29.88	ADR	38.2	-23.8	.19	44.47	54	-9.53	-	-	-	-	308	106	V

* - indicates frequency in CFR47 Pt 15 / IC RSS-Restricted Band
PK-U - U-NII: Maximum Peak
ADR - U-NII AD primary method, RMS average

UL VERIFICATION SERVICES INC. FORM NO: CCSUP4701J
47173 BENICIA STREET, FREMONT, CA 94538, USA TEL: (510) 771-1000 FAX: (510) 661-0888
This report shall not be reproduced except in full, without the written approval of UL Verification Services Inc.

9.1.32. 11ac HT80 ANTENNA B SISO MODE IN THE 5.6GHz BAND

RESTRICTED BANDEDGE (LOW CHANNEL)

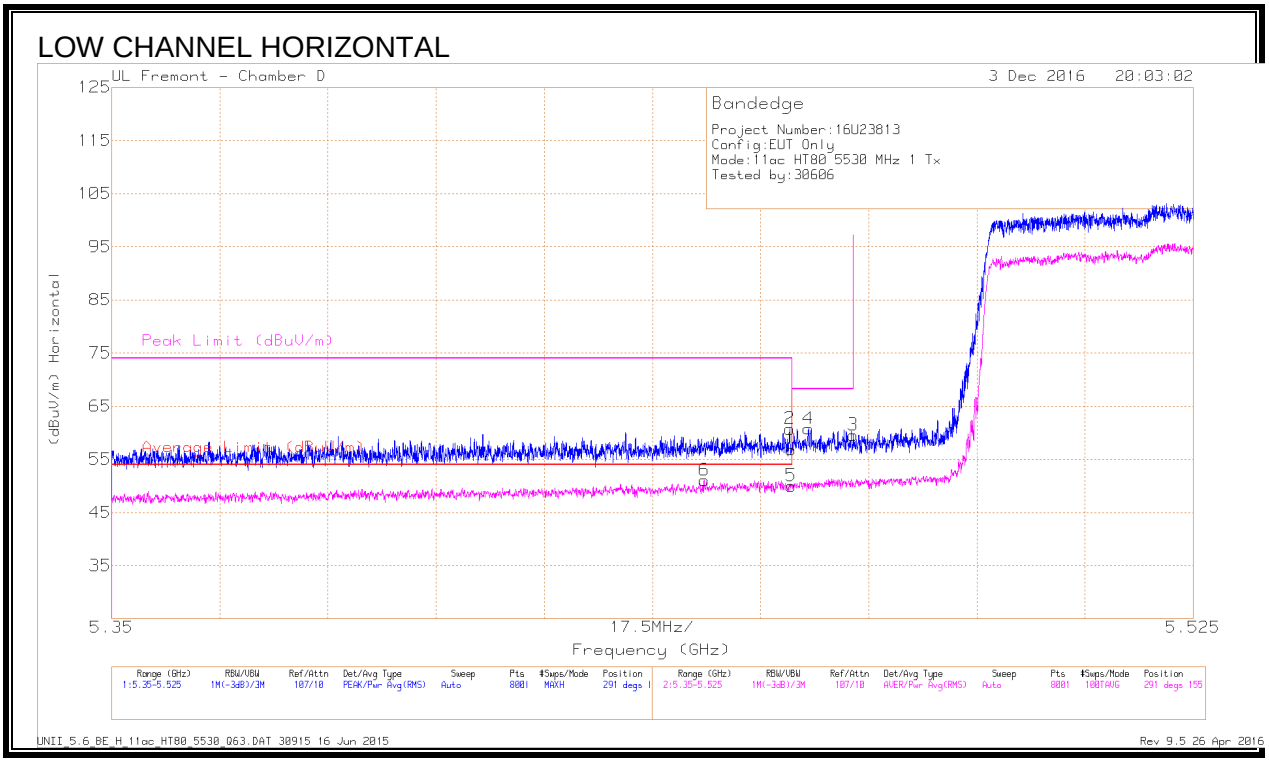

Marker	Frequency (GHz)	Meter Reading (dBuV)	Det	AF T712 (dB/m)	Amp/Cbl/Fltr/Pad (dB)	DC Corr (dB)	Corrected Reading (dBuV/m)	Average Limit (dBuV/m)	Margin (dB)	Peak Limit (dBuV/m)	PK Margin (dB)	Azimuth (Degs)	Height (cm)	Polarity
1	* 5.46	40.4	Pk	34.4	-17.9	0	56.9	-	-	74	-17.1	291	155	H
2	* 5.46	44.22	Pk	34.4	-17.9	0	60.72	-	-	74	-13.28	291	155	H
3	5.47	43.07	Pk	34.4	-17.9	0	59.57	-	-	68.2	-8.63	291	155	H
4	5.463	44.26	Pk	34.4	-17.9	0	60.76	-	-	68.2	-7.44	291	155	H
5	* 5.46	33.32	RMS	34.4	-17.9	.19	50.01	54	-3.99	-	-	291	155	H
6	* 5.446	34.57	RMS	34.4	-18.1	.19	51.06	54	-2.94	-	-	291	155	H

* - indicates frequency in CFR47 Pt 15 / IC RSS-Restricted Band
Pk - Peak detector
RMS - RMS detection

This report shall not be reproduced except in full, without the written approval of UL Verification Services Inc.

LOW CHANNEL VERTICAL

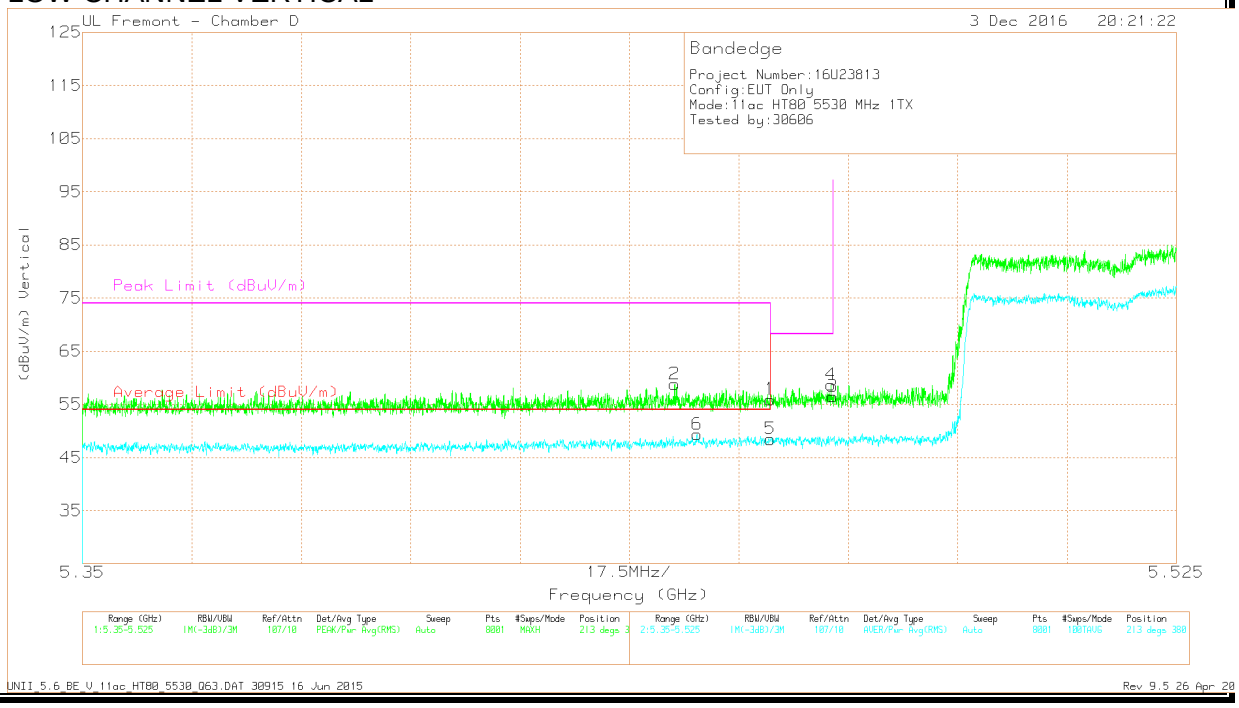

Marker	Frequency (GHz)	Meter Reading (dBuV)	Det	AF T712 (dB/m)	Amp/Cbl/Fltr/Pad (dB)	DC Corr (dB)	Corrected Reading (dBuV/m)	Average Limit (dBuV/m)	Margin (dB)	Peak Limit (dBuV/m)	PK Margin (dB)	Azimuth (Degs)	Height (cm)	Polarity
1	* 5.46	39.41	Pk	34.4	-17.9	0	55.91	-	-	74	-18.09	213	380	V
2	* 5.445	42.52	Pk	34.4	-18.1	0	58.82	-	-	74	-15.18	213	380	V
3	5.47	39.96	Pk	34.4	-17.9	0	56.46	-	-	68.2	-11.74	213	380	V
4	5.47	42.17	Pk	34.4	-17.9	0	58.67	-	-	68.2	-9.53	213	380	V
5	* 5.46	31.76	RMS	34.4	-17.9	.19	48.45	54	-5.55	-	-	213	380	V
6	* 5.448	32.87	RMS	34.4	-18.1	.19	49.36	54	-4.64	-	-	213	380	V

* - indicates frequency in CFR47 Pt 15 / IC RSS-Restricted Band
Pk - Peak detector
RMS - RMS detection

UL VERIFICATION SERVICES INC. FORM NO: CCSUP4701J
47173 BENICIA STREET, FREMONT, CA 94538, USA TEL: (510) 771-1000 FAX: (510) 661-0888
This report shall not be reproduced except in full, without the written approval of UL Verification Services Inc.

HARMONICS AND SPURIOUS EMISSIONS

LOW CHANNEL HORIZONTAL

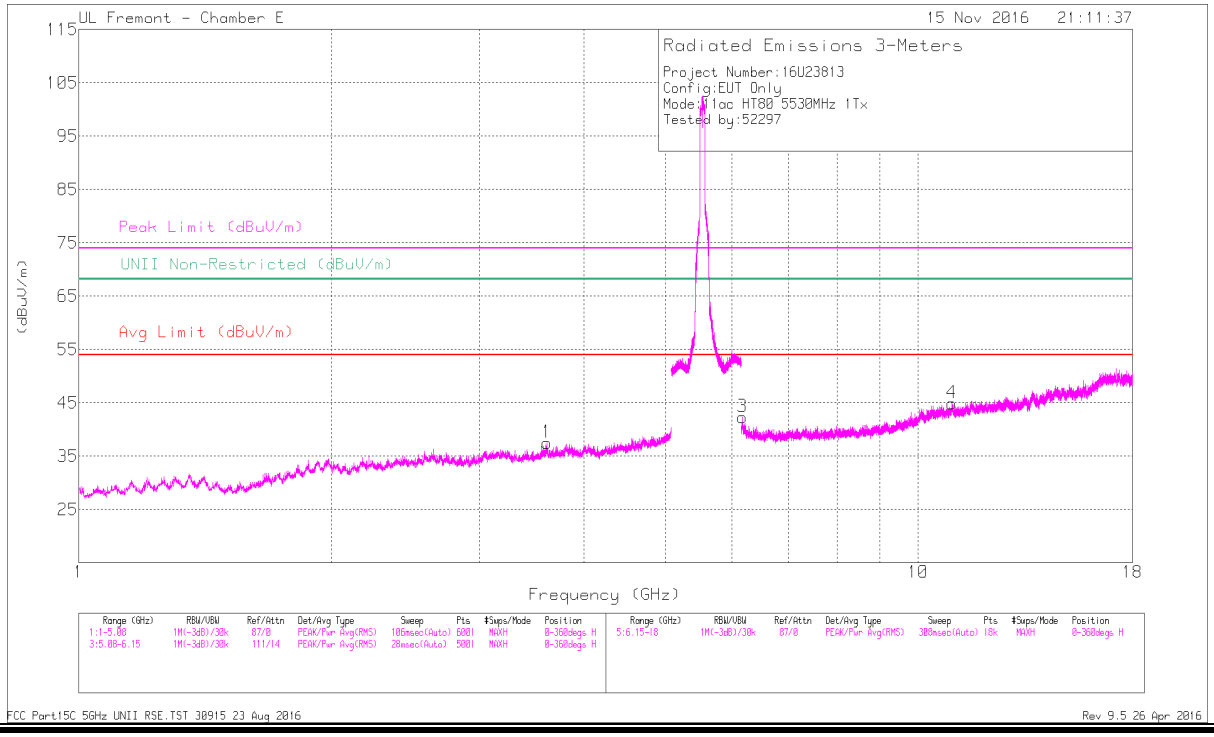

LOW CHANNEL VERTICAL

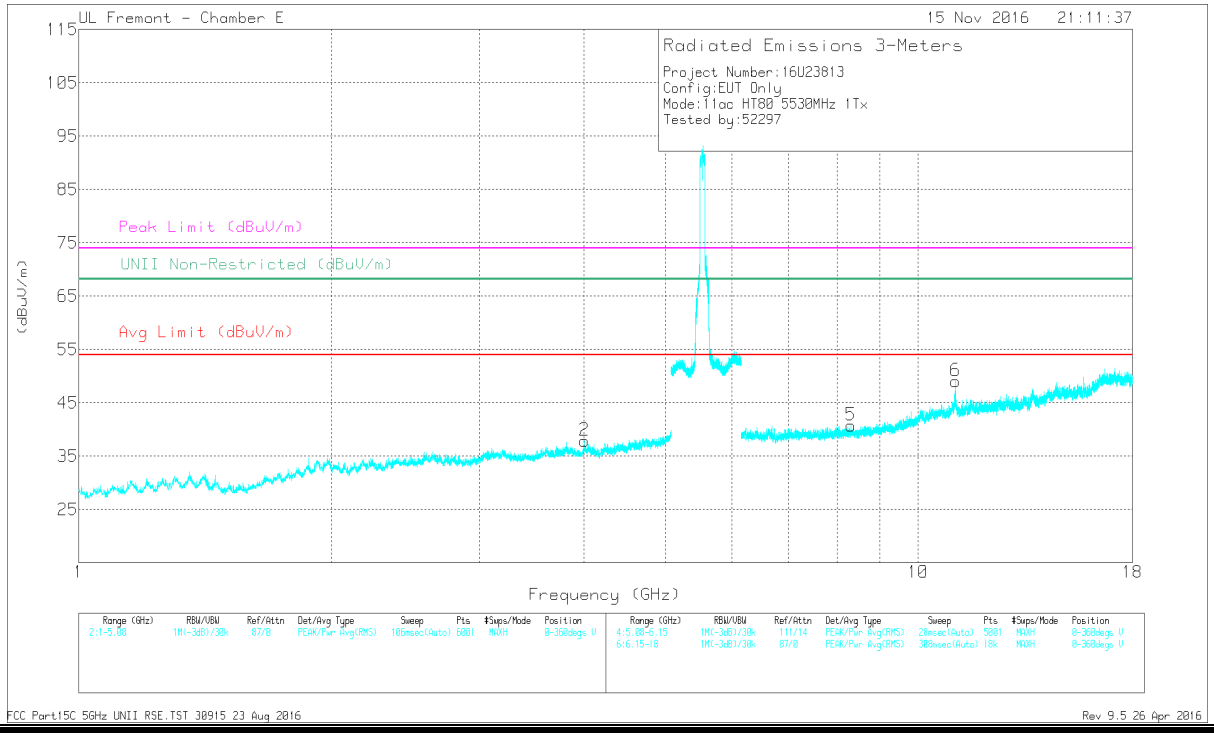

This report shall not be reproduced except in full, without the written approval of UL Verification Services Inc.

Marker	Frequency (GHz)	Meter Reading (dBuV)	Det	AF T711 (dB/m)	Amp/Cbl/Fltr/Pad (dB)	DC Corr (dB)	Corrected Reading (dBuV/m)	Avg Limit (dBuV/m)	Margin (dB)	Peak Limit (dBuV/m)	PK Margin (dB)	UNII Non-Restricted (dBuV/m)	PK Margin (dB)	Azimuth (Degs)	Height (cm)	Polarity
1	* 3.609	40.09	PK-U	33	-30.6	0	42.49	-	-	74	-31.51	-	-	180	164	H
	* 3.61	29.54	ADR	33	-30.6	.19	32.13	54	-21.87	-	-	-	-	180	164	H
2	* 4.002	39.4	PK-U	33.1	-29.7	0	42.8	-	-	74	-31.2	-	-	188	340	V
	* 4.004	29.13	ADR	33.1	-29.6	.19	32.82	54	-21.18	-	-	-	-	188	340	V
3	6.176	41.26	PK-U	35.5	-28	0	48.76	-	-	-	-	68.2	-19.44	237	105	H
4	* 10.975	35.54	PK-U	38	-22	0	51.54	-	-	74	-22.46	-	-	278	170	H
	* 10.975	24.76	ADR	38	-22.1	.19	40.85	54	-13.15	-	-	-	-	278	170	H
5	* 8.31	37.88	PK-U	35.7	-26.8	0	46.78	-	-	74	-27.22	-	-	205	296	V
	* 8.31	27.14	ADR	35.7	-26.8	.19	36.23	54	-17.77	-	-	-	-	205	296	V
6	* 11.081	41.57	PK-U	38	-24.1	0	55.47	-	-	74	-18.53	-	-	214	111	V
	* 11.081	30.78	ADR	38	-24.1	.19	44.87	54	-9.13	-	-	-	-	214	111	V

* - indicates frequency in CFR47 Pt 15 / IC RSS-Restricted Band
PK-U - U-NII: Maximum Peak
ADR - U-NII AD primary method, RMS average

UL VERIFICATION SERVICES INC. FORM NO: CCSUP4701J
47173 BENICIA STREET, FREMONT, CA 94538, USA TEL: (510) 771-1000 FAX: (510) 661-0888
This report shall not be reproduced except in full, without the written approval of UL Verification Services Inc.

HIGH CHANNEL HORIZONTAL

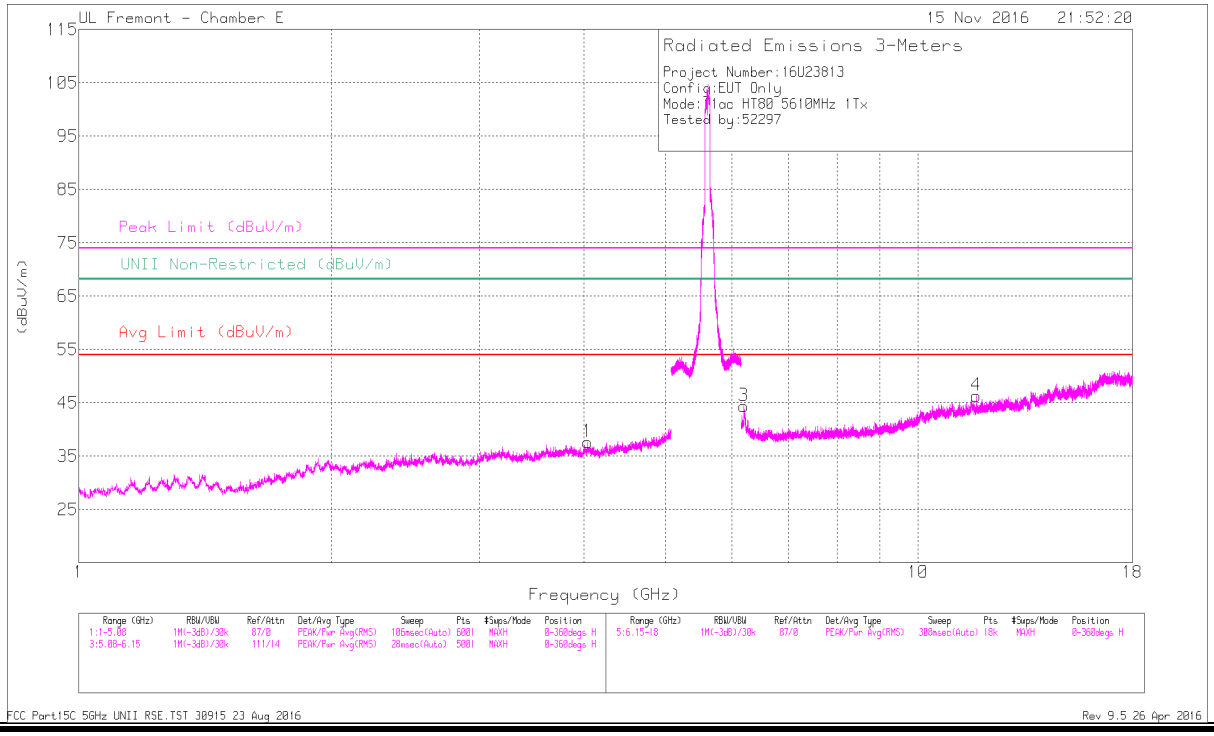

HIGH CHANNEL VERTICAL

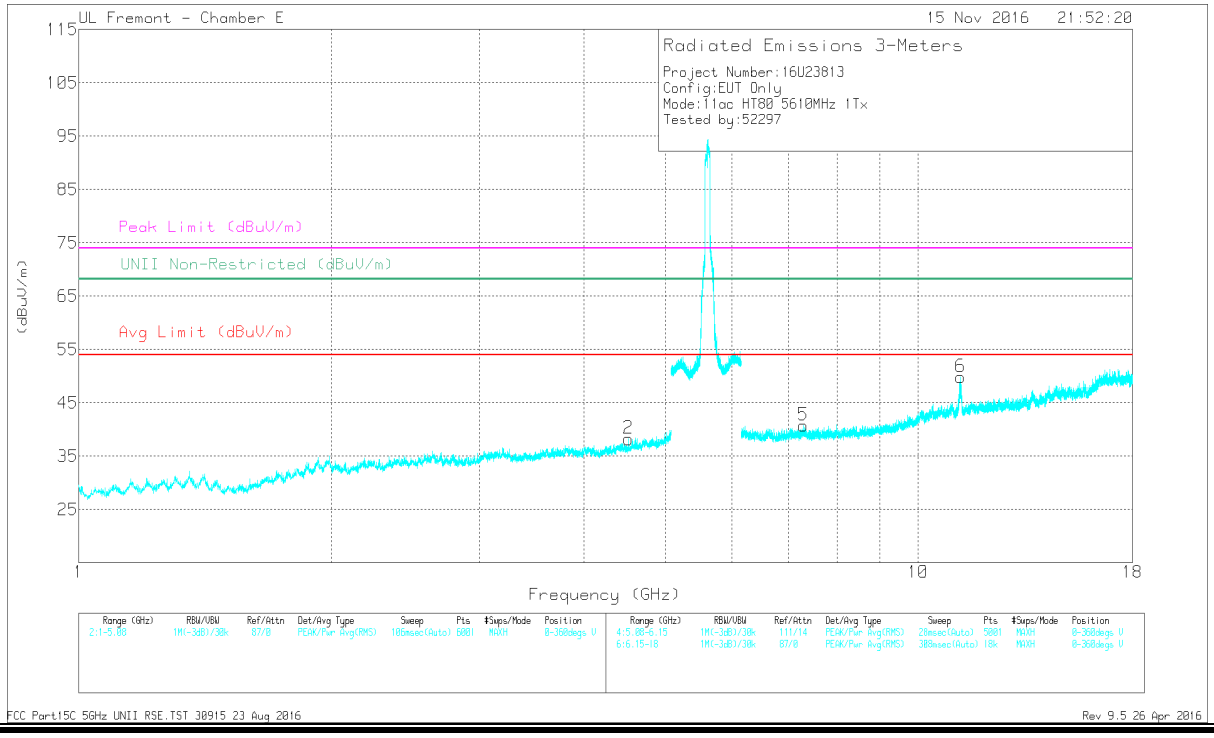

UL VERIFICATION SERVICES INC. FORM NO: CCSUP4701J
47173 BENICIA STREET, FREMONT, CA 94538, USA TEL: (510) 771-1000 FAX: (510) 661-0888
This report shall not be reproduced except in full, without the written approval of UL Verification Services Inc.

Marker	Frequency (GHz)	Meter Reading (dBuV)	Det	AF T711 (dB/m)	Amp/Cbl/Fltr/Pad (dB)	DC Corr (dB)	Corrected Reading (dBuV/m)	Avg Limit (dBuV/m)	Margin (dB)	Peak Limit (dBuV/m)	PK Margin (dB)	UNII Non-Restricted (dBuV/m)	PK Margin (dB)	Azimuth (Degs)	Height (cm)	Polarity
1	* 4.038	39.64	PK-U	33.2	-29.6	0	43.24	-	-	74	-30.76	-	-	183	217	H
	* 4.038	28.94	ADR	33.2	-29.6	.19	32.73	54	-21.27	-	-	-	-	183	217	H
2	* 4.516	40.14	PK-U	33.7	-29.5	0	44.34	-	-	74	-29.66	-	-	343	146	V
	* 4.514	29.4	ADR	33.7	-29.5	.19	33.79	54	-20.21	-	-	-	-	343	146	V
3	6.199	44.86	PK-U	35.6	-28.1	0	52.36	-	-	-	-	68.2	-15.84	167	152	H
4	* 11.727	37.06	PK-U	38.7	-23.6	0	52.16	-	-	74	-21.84	-	-	304	269	H
	* 11.726	25.7	ADR	38.7	-23.6	.19	40.99	54	-13.01	-	-	-	-	304	269	H
5	* 7.292	37.55	PK-U	35.6	-26.2	0	46.95	-	-	74	-27.05	-	-	5	297	V
	* 7.292	26.68	ADR	35.6	-26.2	.19	36.27	54	-17.73	-	-	-	-	5	297	V
6	* 11.24	42.61	PK-U	38.2	-23.9	0	56.91	-	-	74	-17.09	-	-	213	106	V
	* 11.239	32.28	ADR	38.2	-24	.19	46.67	54	-7.33	-	-	-	-	213	106	V

* - indicates frequency in CFR47 Pt 15 / IC RSS-Restricted Band
PK-U - U-NII: Maximum Peak
ADR - U-NII AD primary method, RMS average

UL VERIFICATION SERVICES INC. FORM NO: CCSUP4701J
47173 BENICIA STREET, FREMONT, CA 94538, USA TEL: (510) 771-1000 FAX: (510) 661-0888
This report shall not be reproduced except in full, without the written approval of UL Verification Services Inc.

9.1.33. 11ac HT80 ANTENNA B SISO STRADDLE CHANNEL 138

HARMONICS AND SPURIOUS EMISSIONS

LOW CHANNEL HORIZONTAL

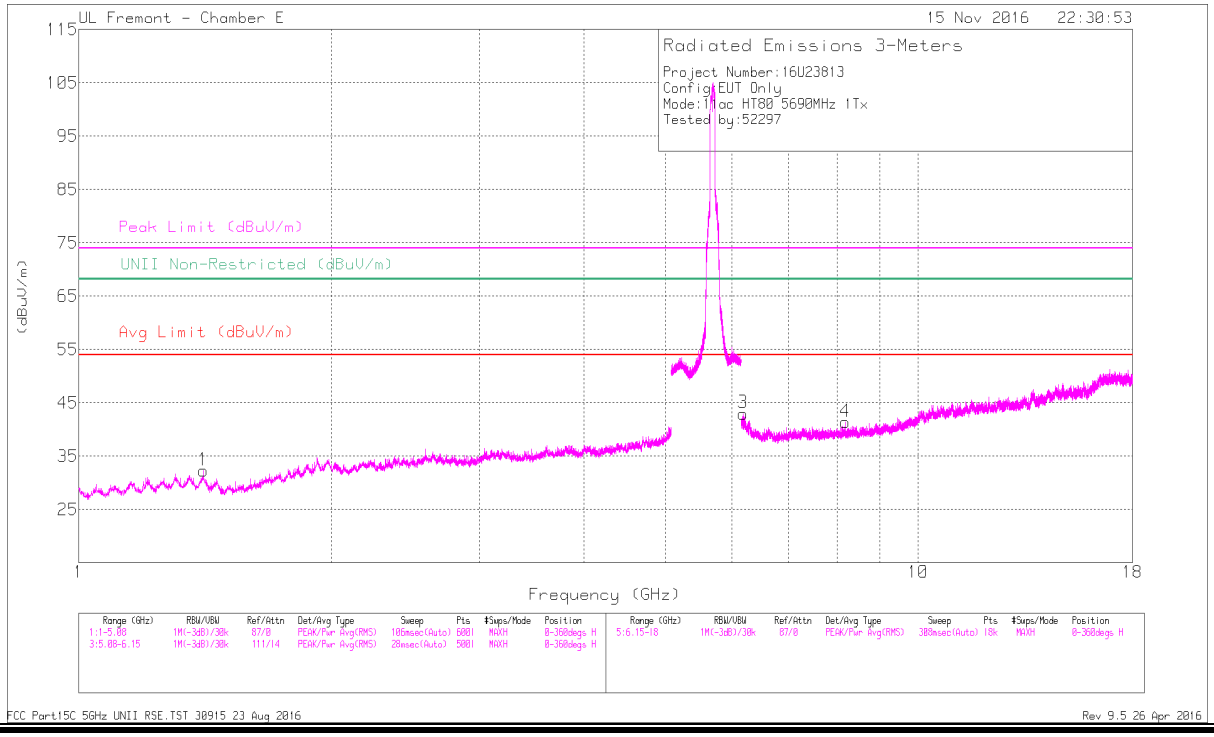

LOW CHANNEL VERTICAL

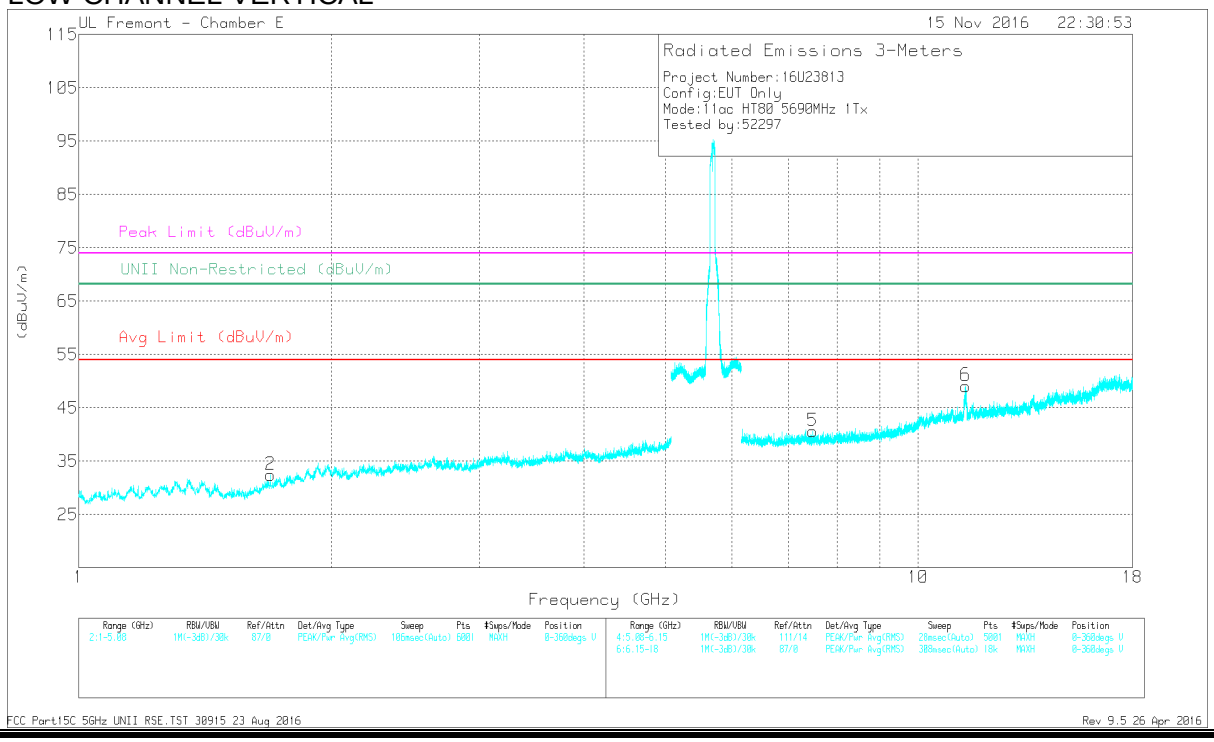

This report shall not be reproduced except in full, without the written approval of UL Verification Services Inc.

Marker	Frequency (GHz)	Meter Reading (dBuV)	Det	AF T711 (dB/m)	Amp/Cbl/Fltr/Pad (dB)	DC Corr (dB)	Corrected Reading (dBuV/m)	Avg Limit (dBuV/m)	Margin (dB)	Peak Limit (dBuV/m)	PK Margin (dB)	UNII Non-Restricted (dBuV/m)	PK Margin (dB)	Azimuth (Degs)	Height (cm)	Polarity
1	* 1.409	44.21	PK-U	28.9	-34.5	0	38.61	-	-	74	-35.39	-	-	30	226	H
	* 1.405	33.03	ADR	29	-34.4	.19	27.82	54	-26.18	-	-	-	-	30	226	H
2	* 1.693	43.01	PK-U	29	-33.6	0	38.41	-	-	74	-35.59	-	-	215	117	V
	* 1.691	31.43	ADR	29	-33.5	.19	27.12	54	-26.88	-	-	-	-	215	117	V
3	6.193	41.76	PK-U	35.6	-28.1	0	49.26	-	-	-	-	68.2	-18.94	236	108	H
4	* 8.182	37.25	PK-U	35.8	-26.8	0	46.25	-	-	74	-27.75	-	-	156	256	H
	* 8.181	26.75	ADR	35.8	-26.7	.19	36.04	54	-17.96	-	-	-	-	156	256	H
5	* 7.492	38.43	PK-U	35.5	-27.3	0	46.63	-	-	74	-27.37	-	-	245	312	V
	* 7.492	27.56	ADR	35.5	-27.3	.19	35.95	54	-18.05	-	-	-	-	245	312	V
6	* 11.397	42.32	PK-U	38.2	-23.2	0	57.32	-	-	74	-16.68	-	-	210	118	V
	* 11.397	30.58	ADR	38.2	-23.2	.19	45.77	54	-8.23	-	-	-	-	210	118	V

* - indicates frequency in CFR47 Pt 15 / IC RSS-Restricted Band
PK-U - U-NII: Maximum Peak
ADR - U-NII AD primary method, RMS average

This report shall not be reproduced except in full, without the written approval of UL Verification Services Inc.

9.1.34. 11ac HT80 2TX CDD MIMO MODE IN THE 5.6GHz BAND

RESTRICTED BANDEDGE (LOW CHANNEL)

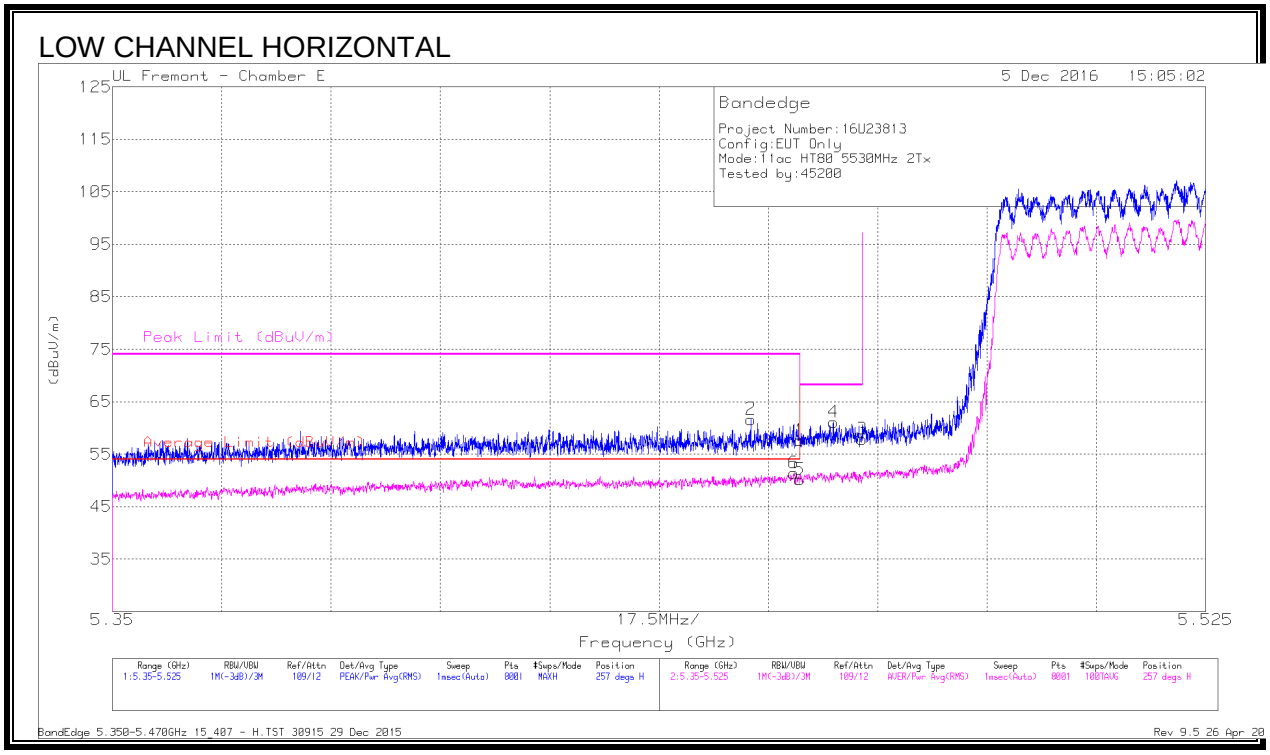

Marker	Frequency (GHz)	Meter Reading (dBuV)	Det	AF T712 (dB/m)	Amp/Cbl/Fltr/Pad (dB)	DC Corr (dB)	Corrected Reading (dBuV/m)	Average Limit (dBuV/m)	Margin (dB)	Peak Limit (dBuV/m)	PK Margin (dB)	Azimuth (Degs)	Height (cm)	Polarity
1	* 5.46	42.51	Pk	34.4	-19.3	0	57.61	-	-	74	-16.39	257	139	H
2	* 5.452	46.65	Pk	34.4	-19.4	0	61.65	-	-	74	-12.35	257	139	H
3	5.47	42.9	Pk	34.4	-19.4	0	57.9	-	-	68.2	-10.3	257	139	H
4	5.465	46.05	Pk	34.4	-19.4	0	61.05	-	-	68.2	-7.15	257	139	H
5	* 5.46	34.86	RMS	34.4	-19.3	.2	50.16	54	-3.84	-	-	257	139	H
6	* 5.459	36.14	RMS	34.4	-19.3	.2	51.44	54	-2.56	-	-	257	139	H

* - indicates frequency in CFR47 Pt 15 / IC RSS-Restricted Band
Pk - Peak detector
RMS - RMS detection

This report shall not be reproduced except in full, without the written approval of UL Verification Services Inc.

LOW CHANNEL VERTICAL

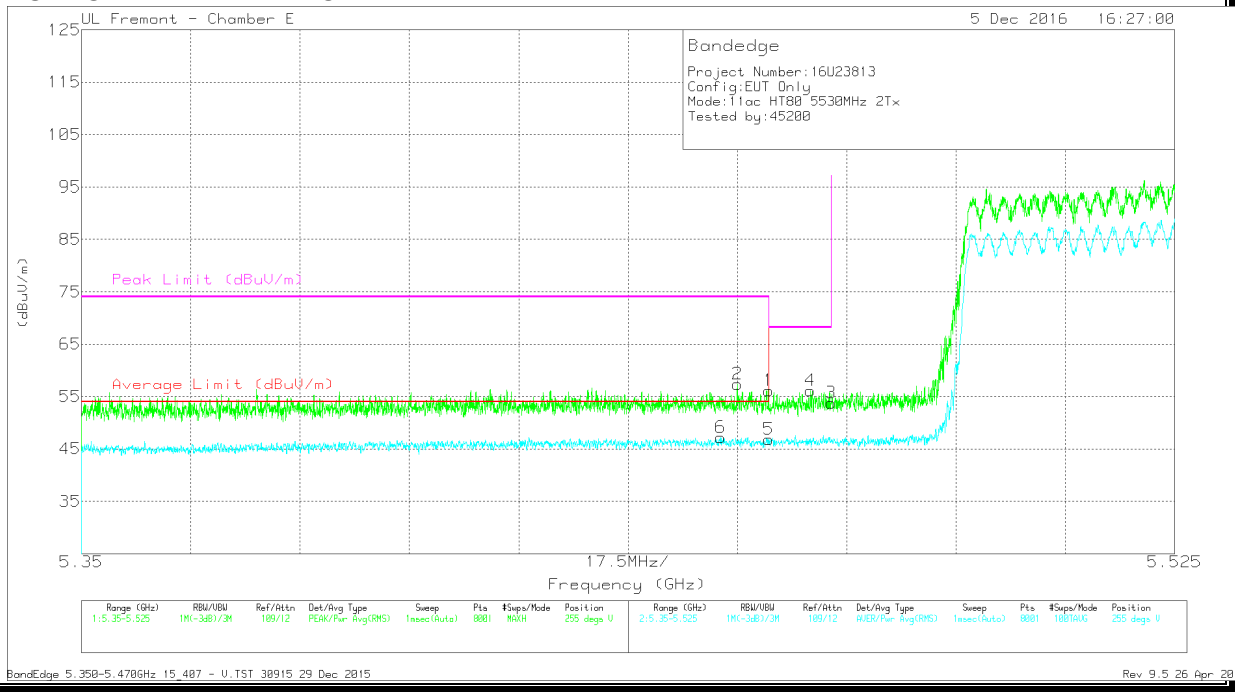

Marker	Frequency (GHz)	Meter Reading (dBuV)	Det	AF T711 (dB/m)	Amp/Cbl/F ltr/Pad (dB)	DC Corr (dB)	Corrected Reading (dBuV/m)	Average Limit (dBuV/m)	Margin (dB)	Peak Limit (dBuV/m)	PK Margin (dB)	Azimuth (Degs)	Height (cm)	Polarity
1	* 5.46	41.08	Pk	34.4	-19.3	0	56.18	-	-	74	-17.82	255	106	V
2	* 5.455	42.33	Pk	34.4	-19.4	0	57.33	-	-	74	-16.67	255	106	V
3	5.47	38.79	Pk	34.4	-19.4	0	53.79	-	-	68.2	-14.41	255	106	V
4	5.467	41.1	Pk	34.4	-19.4	0	56.1	-	-	68.2	-12.1	255	106	V
5	* 5.46	31.47	RMS	34.4	-19.3	.2	46.77	54	-7.23	-	-	255	106	V
6	* 5.452	31.94	RMS	34.4	-19.3	.2	47.24	54	-6.78	-	-	255	106	V

* - indicates frequency in CFR47 Pt 15 / IC RSS-Restricted Band
Pk - Peak detector
RMS - RMS detection

This report shall not be reproduced except in full, without the written approval of UL Verification Services Inc.

HARMONICS AND SPURIOUS EMISSIONS

LOW CHANNEL HORIZONTAL

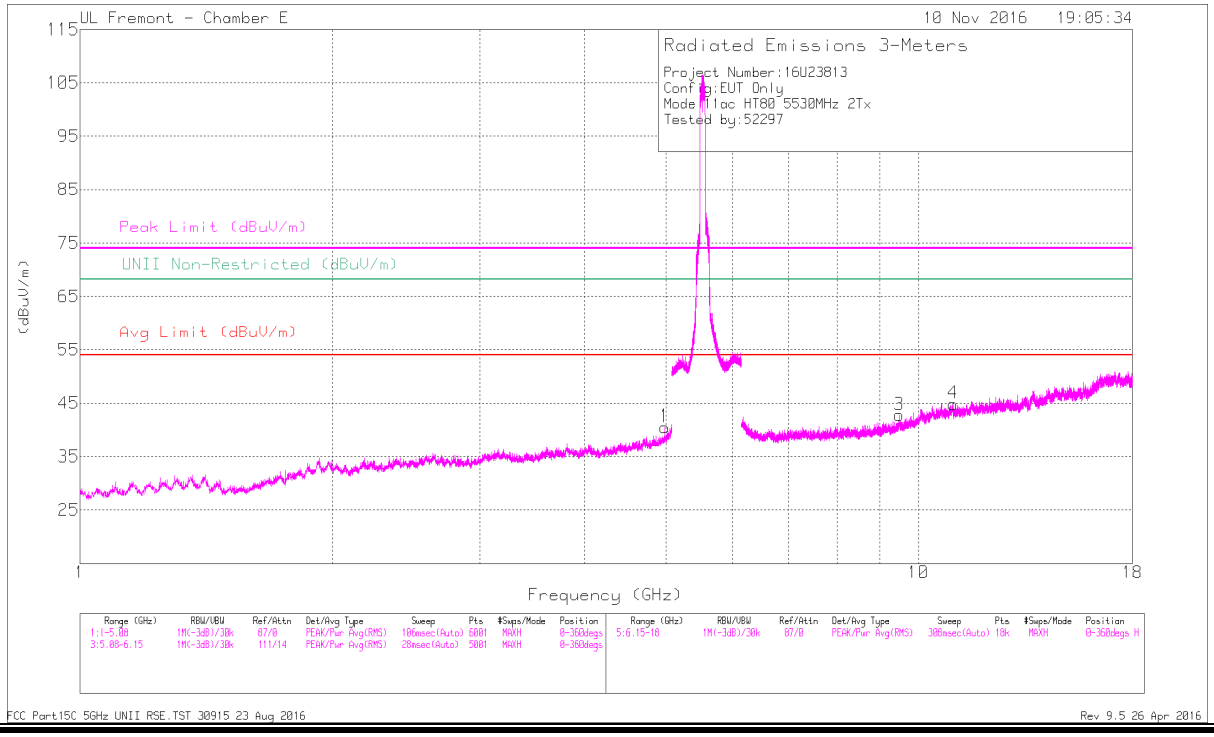

LOW CHANNEL VERTICAL

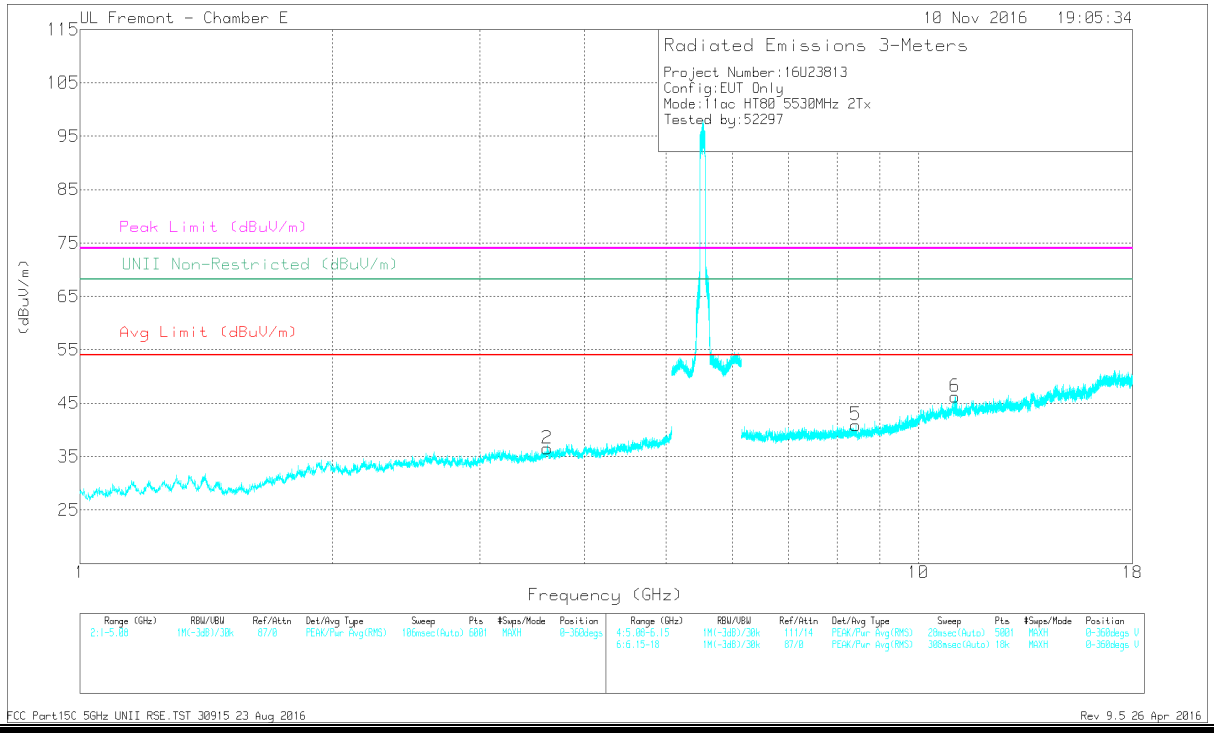

This report shall not be reproduced except in full, without the written approval of UL Verification Services Inc.

Marker	Frequency (GHz)	Meter Reading (dBuV)	Det	AF T711 (dB/m)	Amp/Cbl/ Fltr/Pad (dB)	DC Corr (dB)	Corrected Reading (dBuV/m)	Avg Limit (dBuV/m)	Margin (dB)	Peak Limit (dBuV/m)	PK Margin (dB)	UNII Non-Restricted (dBuV/m)	PK Margin (dB)	Azimuth (Degs)	Height (cm)	Polarity
1	* 4.984	40.24	PK-U	34	-29.3	0	44.94	-	-	74	-29.06	-	-	63	163	H
	* 4.984	29.95	ADR	34	-29.3	.2	34.85	54	-19.15	-	-	-	-	63	163	H
2	* 3.607	40.2	PK-U	33	-30.6	0	42.6	-	-	74	-31.4	-	-	127	143	V
	* 3.609	30.18	ADR	33	-30.6	.2	32.78	54	-21.22	-	-	-	-	127	143	V
3	* 9.488	36.26	PK-U	36.4	-24.6	0	48.06	-	-	74	-25.94	-	-	100	125	H
	* 9.486	26.79	ADR	36.4	-24.6	.2	38.79	54	-15.21	-	-	-	-	100	125	H
4	* 10.995	36.55	PK-U	38	-22.3	0	52.25	-	-	74	-21.75	-	-	137	241	H
	* 10.992	24.88	ADR	38	-22.2	.2	40.88	54	-13.12	-	-	-	-	137	241	H
5	* 8.417	37.3	PK-U	35.7	-26.3	0	46.7	-	-	74	-27.3	-	-	104	262	V
	* 8.42	27.36	ADR	35.7	-26.3	.2	36.96	54	-17.04	-	-	-	-	104	262	V
6	* 11.057	40.77	PK-U	38	-23.9	0	54.87	-	-	74	-19.13	-	-	143	100	V
	* 11.06	30.41	ADR	38	-24	.2	44.61	54	-9.39	-	-	-	-	143	100	V

* - indicates frequency in CFR47 Pt 15 / IC RSS-Restricted Band
PK-U - U-NII: Maximum Peak
ADR - U-NII AD primary method, RMS average

UL VERIFICATION SERVICES INC. FORM NO: CCSUP4701J
47173 BENICIA STREET, FREMONT, CA 94538, USA TEL: (510) 771-1000 FAX: (510) 661-0888
This report shall not be reproduced except in full, without the written approval of UL Verification Services Inc.

HIGH CHANNEL HORIZONTAL

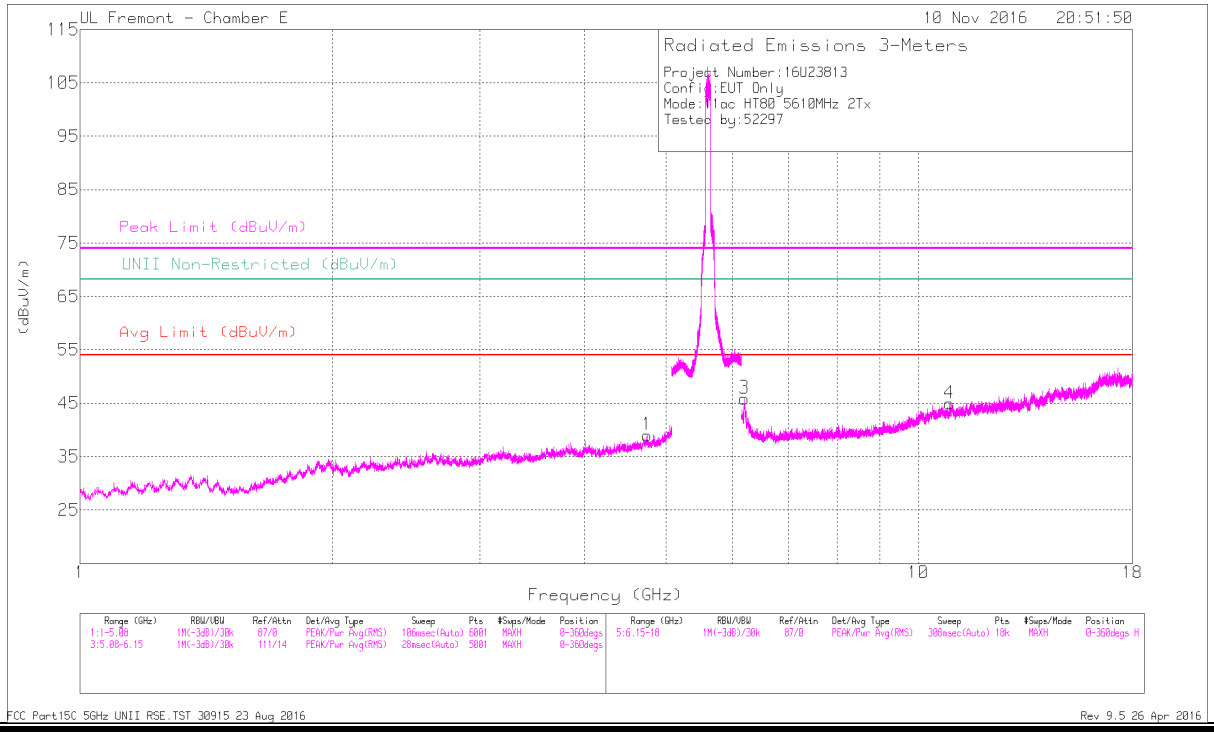

HIGH CHANNEL VERTICAL

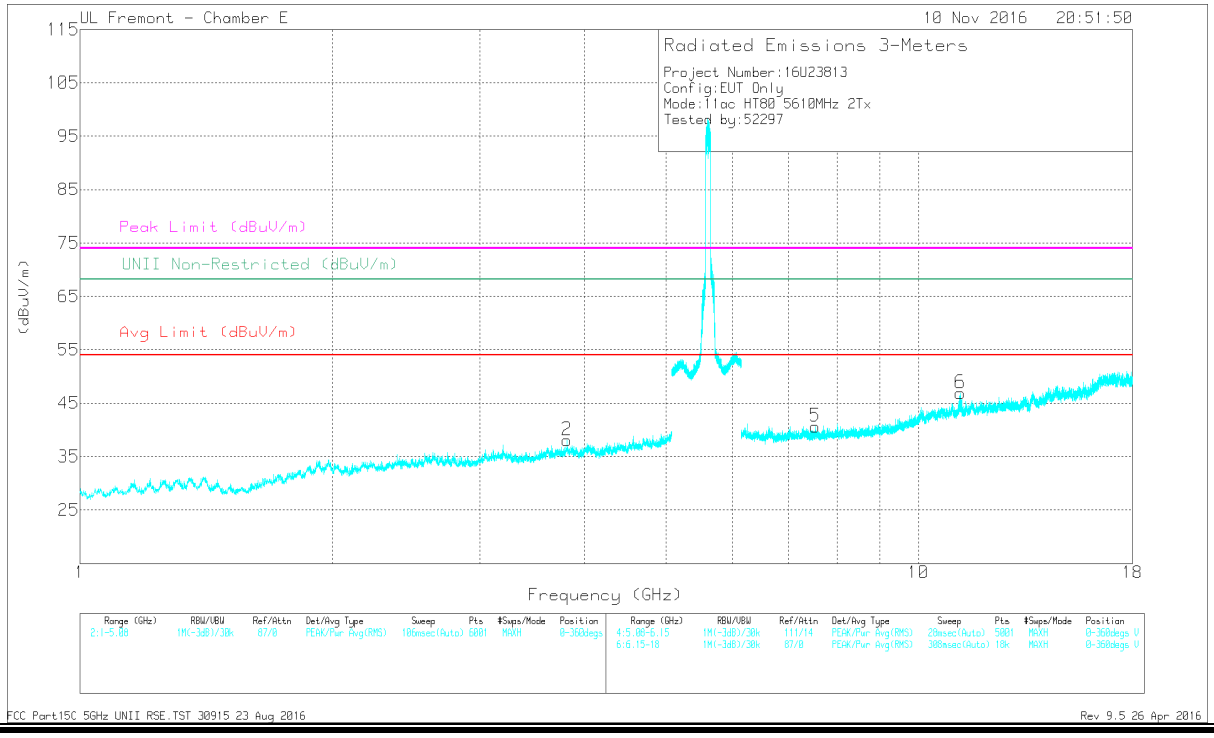

This report shall not be reproduced except in full, without the written approval of UL Verification Services Inc.

Marker	Frequency (GHz)	Meter Reading (dBuV)	Det	AF T711 (dB/m)	Amp/Cbl /Fltr/Pad (dB)	DC Corr (dB)	Corrected Reading (dBuV/m)	Avg Limit (dBuV/m)	Margin (dB)	Peak Limit (dBuV/m)	PK Margin (dB)	UNII Non-Restricted (dBuV/m)	PK Margin (dB)	Azimuth (Degs)	Height (cm)	Polarity
1	* 4.749	39.96	PK-U	34	-29.1	0	44.86	-	-	74	-29.14	-	-	85	284	H
	* 4.75	29.72	ADR	34	-29.1	.2	34.82	54	-19.18	-	-	-	-	85	284	H
2	* 3.811	40	PK-U	33.1	-29.6	0	43.5	-	-	74	-30.5	-	-	126	214	V
	* 3.809	29.69	ADR	33.1	-29.6	.2	33.39	54	-20.61	-	-	-	-	126	214	V
3	6.197	45.36	PK-U	35.6	-28	0	52.96	-	-	-	-	68.2	-15.24	79	144	H
4	* 10.891	36.83	PK-U	38	-24.1	0	50.73	-	-	74	-23.27	-	-	103	126	H
	* 10.889	26.73	ADR	38	-24.1	.2	40.83	54	-13.17	-	-	-	-	103	126	H
5	* 7.533	38.55	PK-U	35.6	-26.7	0	47.45	-	-	74	-26.55	-	-	216	107	V
	* 7.532	27.66	ADR	35.6	-26.7	.2	36.76	54	-17.24	-	-	-	-	216	107	V
6	* 11.208	39.28	PK-U	38.1	-24.3	0	53.08	-	-	74	-20.92	-	-	137	104	V
	* 11.22	30.7	ADR	38.1	-24.2	.2	44.8	54	-9.2	-	-	-	-	137	104	V

* - indicates frequency in CFR47 Pt 15 / IC RSS-Restricted Band
PK-U - U-NII: Maximum Peak
ADR - U-NII AD primary method, RMS average

UL VERIFICATION SERVICES INC. FORM NO: CCSUP4701J
47173 BENICIA STREET, FREMONT, CA 94538, USA TEL: (510) 771-1000 FAX: (510) 661-0888
This report shall not be reproduced except in full, without the written approval of UL Verification Services Inc.

9.1.35. 11ac HT80 2TX CDD MIMO STRADDLE CHANNEL 138

HARMONICS AND SPURIOUS EMISSIONS

LOW CHANNEL HORIZONTAL

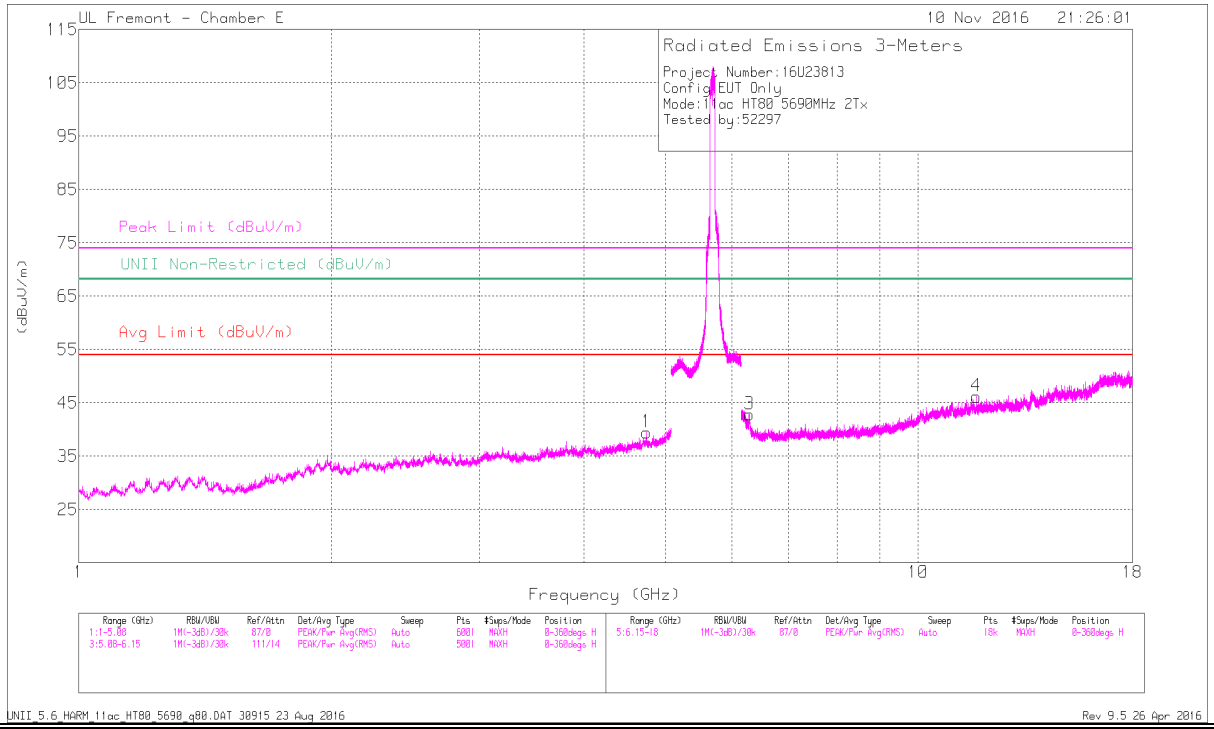

LOW CHANNEL VERTICAL

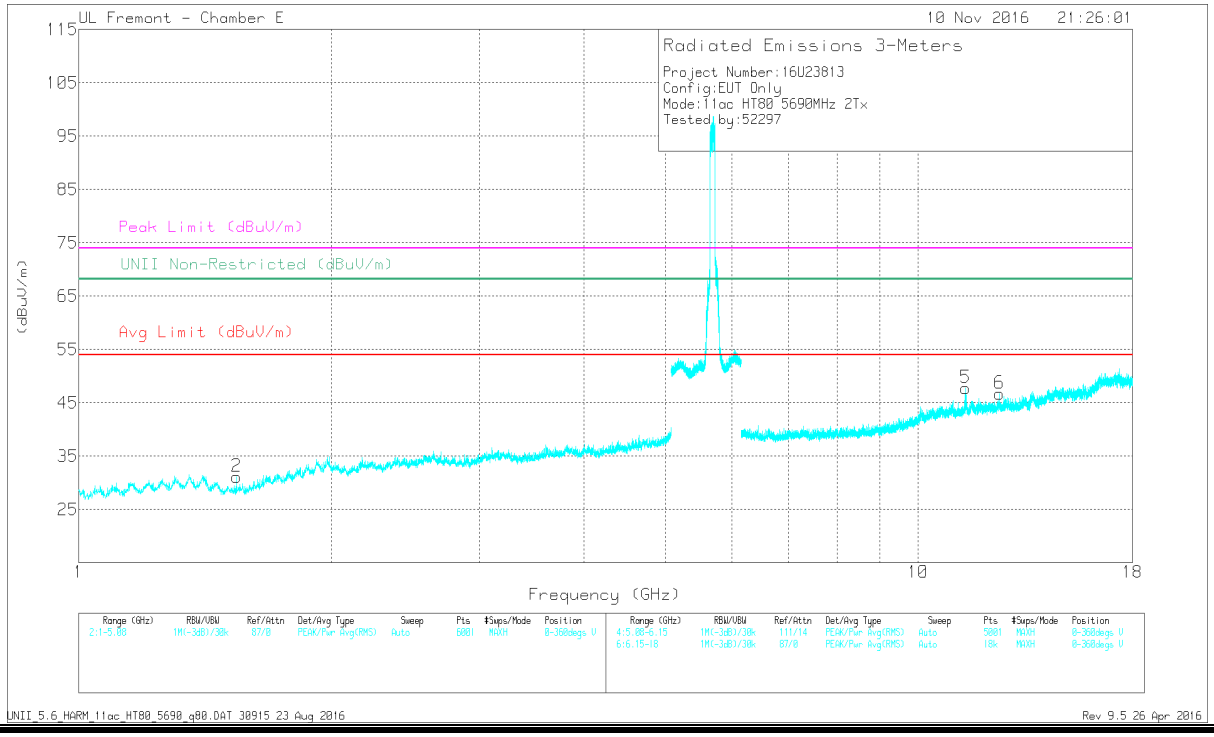

This report shall not be reproduced except in full, without the written approval of UL Verification Services Inc.

Marker	Frequency (GHz)	Meter Reading (dBuV)	Det	AF T711 (dB/m)	Amp/Cbl/Fltr/Pad (dB)	DC Corr (dB)	Corrected Reading (dBuV/m)	Avg Limit (dBuV/m)	Margin (dB)	Peak Limit (dBuV/m)	PK Margin (dB)	UNII Non-Restricted (dBuV/m)	PK Margin (dB)	Azimuth (Degs)	Height (cm)	Polarity
1	* 4.742	39.87	PK-U	34	-29	0	44.87	-	-	74	-29.13	-	-	73	192	H
	* 4.742	29.95	ADR	34	-29	.2	35.15	54	-18.85	-	-	-	-	73	192	H
2	* 1.543	43.35	PK-U	27.8	-35.1	0	36.05	-	-	74	-37.95	-	-	136	173	V
	* 1.543	33.07	ADR	27.8	-35.1	.2	25.97	54	-28.03	-	-	-	-	136	173	V
3	6.291	42.1	PK-U	35.6	-28.4	0	49.3	-	-	-	-	68.2	-18.9	166	204	H
4	* 11.728	36.21	PK-U	38.7	-23.6	0	51.31	-	-	74	-22.69	-	-	204	157	H
	* 11.73	26.41	ADR	38.7	-23.7	.2	41.61	54	-12.39	-	-	-	-	204	157	H
5	* 11.393	38.99	PK-U	38.2	-23.4	0	53.79	-	-	74	-20.21	-	-	130	100	V
	* 11.39	28.57	ADR	38.2	-23.5	.2	43.47	54	-10.53	-	-	-	-	130	100	V
6	* 12.491	36.79	PK-U	39.1	-23.5	0	52.39	-	-	74	-21.61	-	-	19	192	V
	* 12.493	25.72	ADR	39.1	-23.6	.2	41.42	54	-12.58	-	-	-	-	19	192	V

* - indicates frequency in CFR47 Pt 15 / IC RSS-Restricted Band
PK-U - U-NII: Maximum Peak
ADR - U-NII AD primary method, RMS average

This report shall not be reproduced except in full, without the written approval of UL Verification Services Inc.

9.1.36. 11n HT20 ANTENNA A SISO MODE IN THE 5.8GHz BAND

RESTRICTED BANDEDGE (LOW CHANNEL)

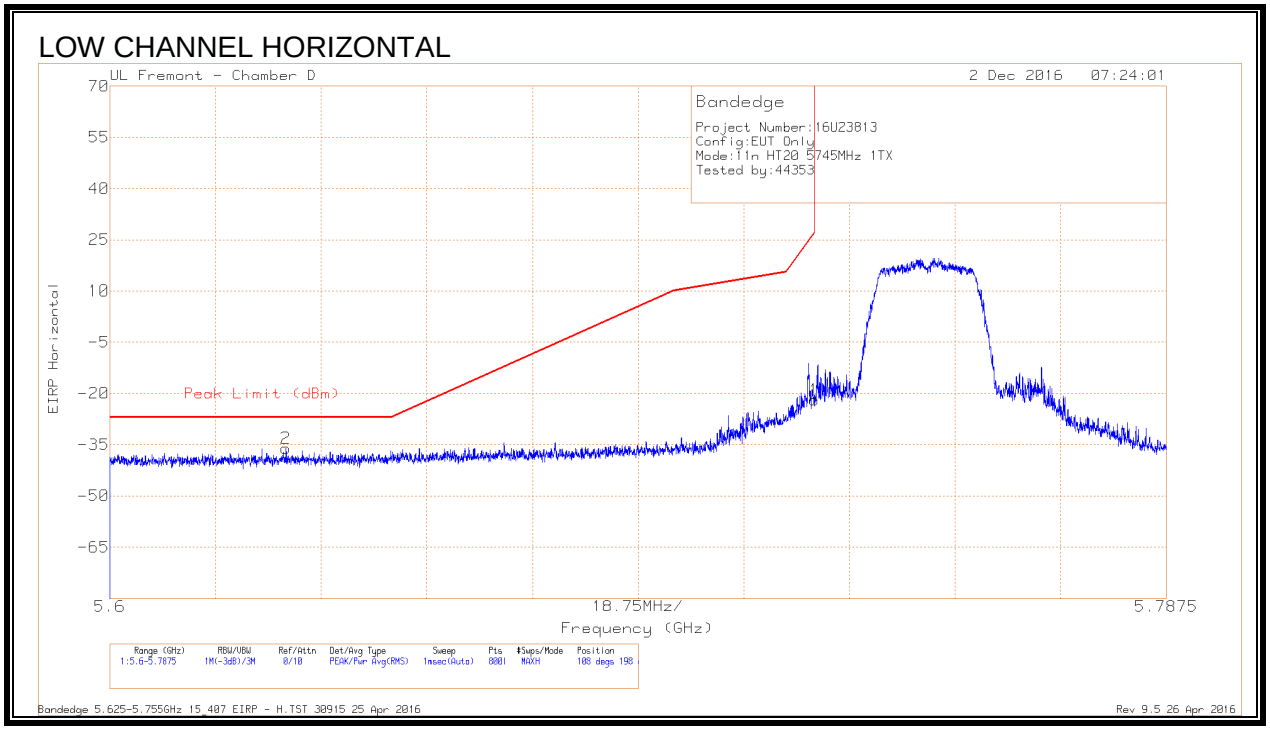

Marker	Frequency (GHz)	Meter Reading (dBm)	Det	AF T712 (dB/m)	Amp/Cbl/Fltr/Pad (dB)	Conversion Factor (dB)	Corrected Reading EIRP	Peak Limit (dBm)	PK Margin (dB)	Azimuth (Degs)	Height (cm)	Polarity
1	5.725	-50.97	Pk	34.8	-17.5	11.8	-21.87	26.99	-48.86	108	198	H
2	5.631	-64.94	Pk	34.6	-17.6	11.8	-36.14	-27	-9.14	108	198	H

Pk - Peak detector

This report shall not be reproduced except in full, without the written approval of UL Verification Services Inc.

LOW CHANNEL VERTICAL

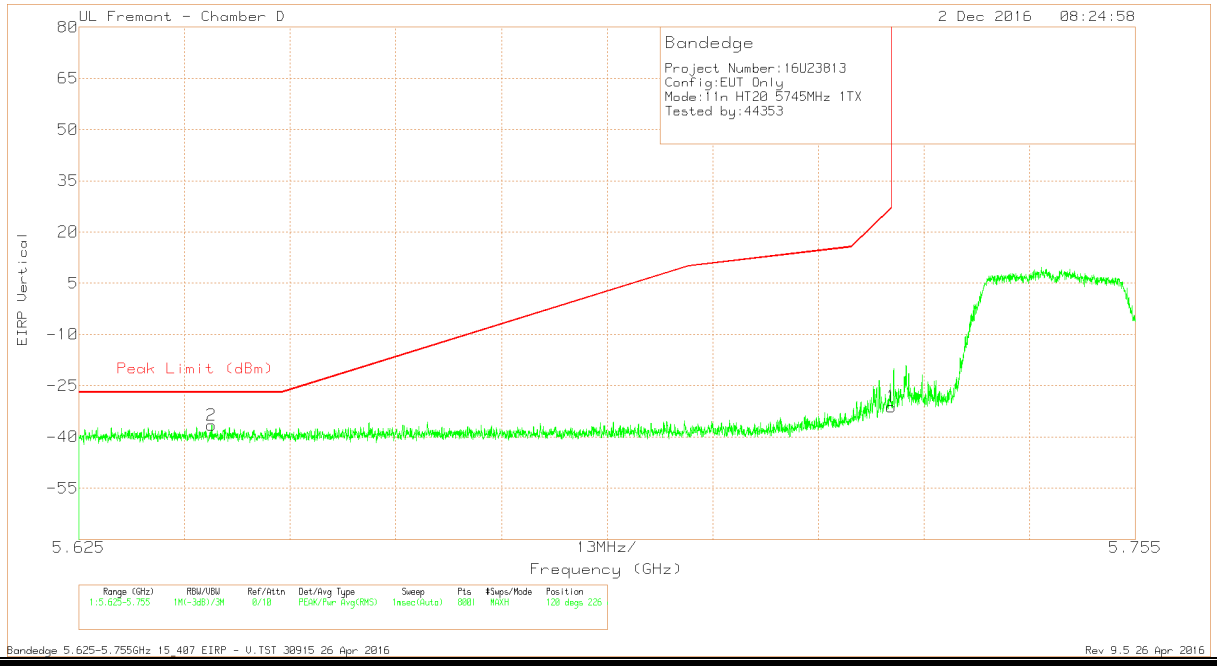

Marker	Frequency (GHz)	Meter Reading (dBm)	Det	AF T712 (dB/m)	Amp/Cbl/Fltr/Pad (dB)	Conversion Factor (dB)	Corrected Reading EIRP	Peak Limit (dBm)	PK Margin (dB)	Azimuth (Degs)	Height (cm)	Polarity
1	5.725	-60.23	Pk	34.8	-17.5	11.8	-31.13	26.97	-58.1	120	226	V
2	5.641	-65.4	Pk	34.6	-17.6	11.8	-36.6	-27	-9.6	120	226	V

Pk - Peak detector

This report shall not be reproduced except in full, without the written approval of UL Verification Services Inc.

AUTHORIZED BANDEDGE (HIGH CHANNEL)

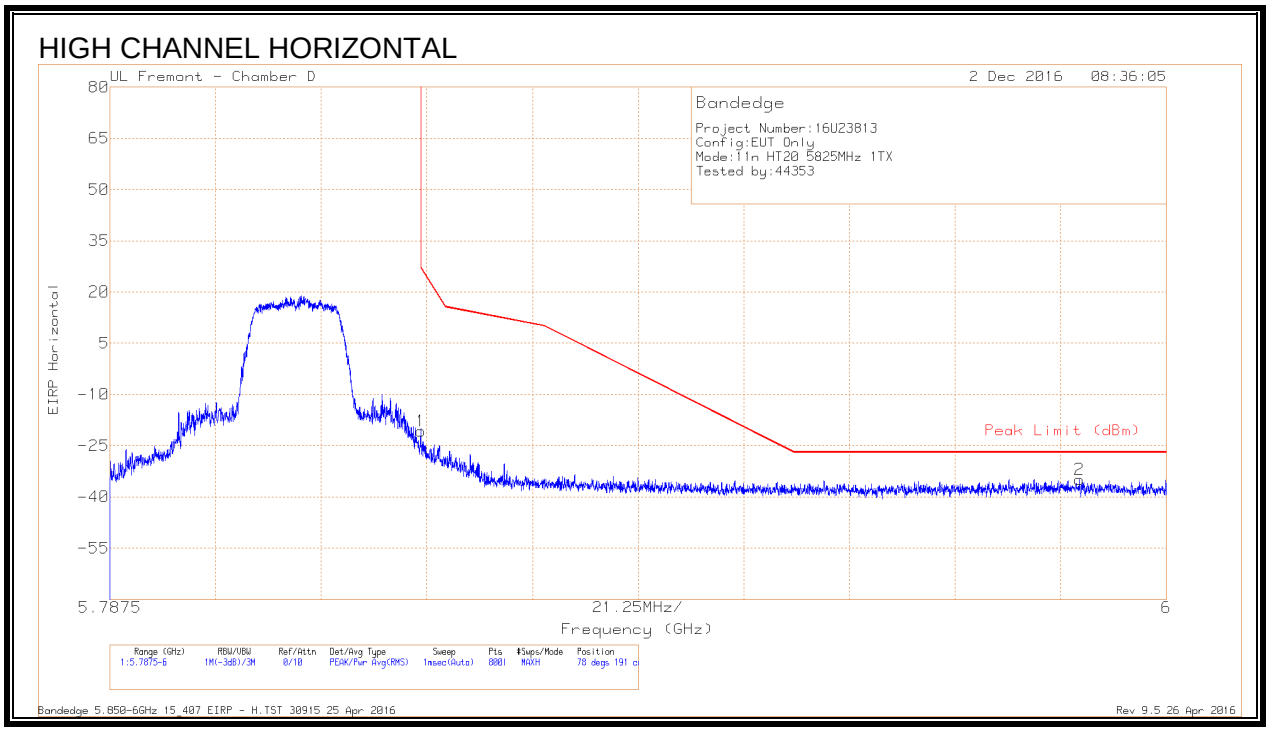

Marker	Frequency (GHz)	Meter Reading (dBm)	Det	AF T712 (dB/m)	Amp/Cbl/Fltr/Pad (dB)	Conversion Factor (dB)	Corrected Reading EIRP	Peak Limit (dBm)	PK Margin (dB)	Azimuth (Degs)	Height (cm)	Polarity
1	5.85	-49.98	Pk	34.9	-17.5	11.8	-20.78	26.99	-47.77	78	191	H
2	5.983	-64.55	Pk	35.1	-17.3	11.8	-34.95	-27	-7.95	78	191	H

Pk - Peak detector

UL VERIFICATION SERVICES INC. FORM NO: CCSUP4701J
47173 BENICIA STREET, FREMONT, CA 94538, USA TEL: (510) 771-1000 FAX: (510) 661-0888
This report shall not be reproduced except in full, without the written approval of UL Verification Services Inc.

HIGH CHANNEL VERTICAL

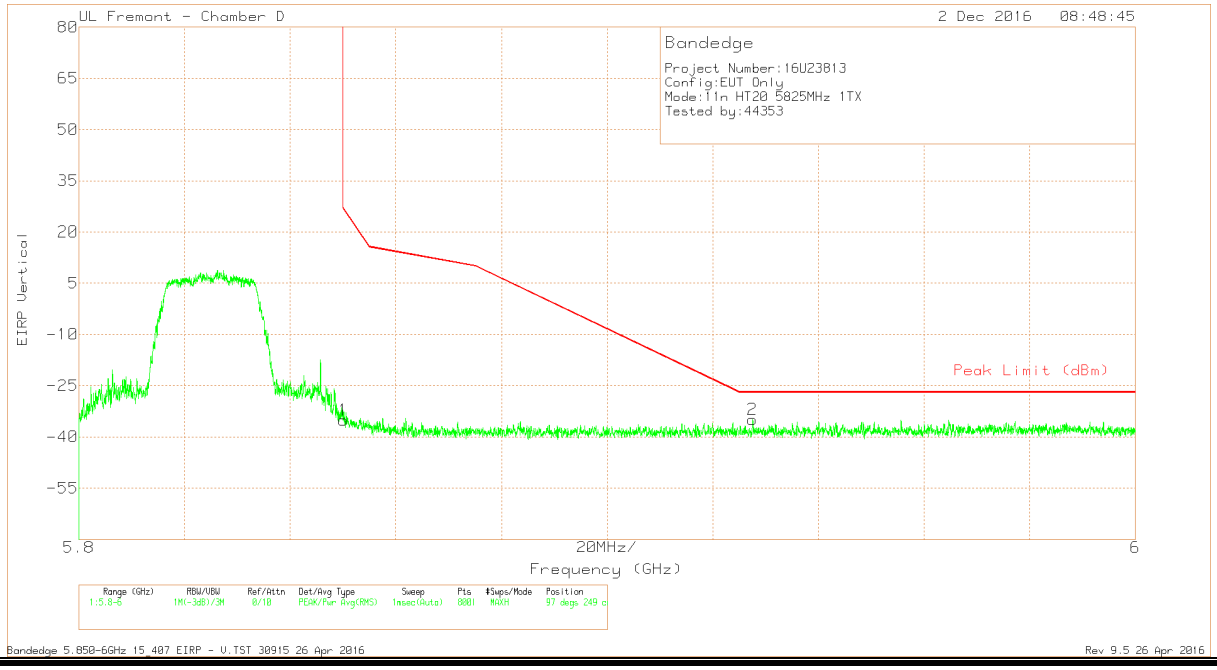

Marker	Frequency (GHz)	Meter Reading (dBm)	Det	AF T712 (dB/m)	Amp/Cbl/Fltr/Pad (dB)	Conversion Factor (dB)	Corrected Reading EIRP	Peak Limit (dBm)	PK Margin (dB)	Azimuth (Degs)	Height (cm)	Polarity
1	5.85	-64.36	Pk	34.9	-17.5	11.8	-35.16	26.94	-62.1	97	249	V
2	5.928	-64.39	Pk	35	-17.3	11.8	-34.89	-27	-7.89	97	249	V

Pk - Peak detector

This report shall not be reproduced except in full, without the written approval of UL Verification Services Inc.

HARMONICS AND SPURIOUS EMISSIONS

LOW CHANNEL HORIZONTAL

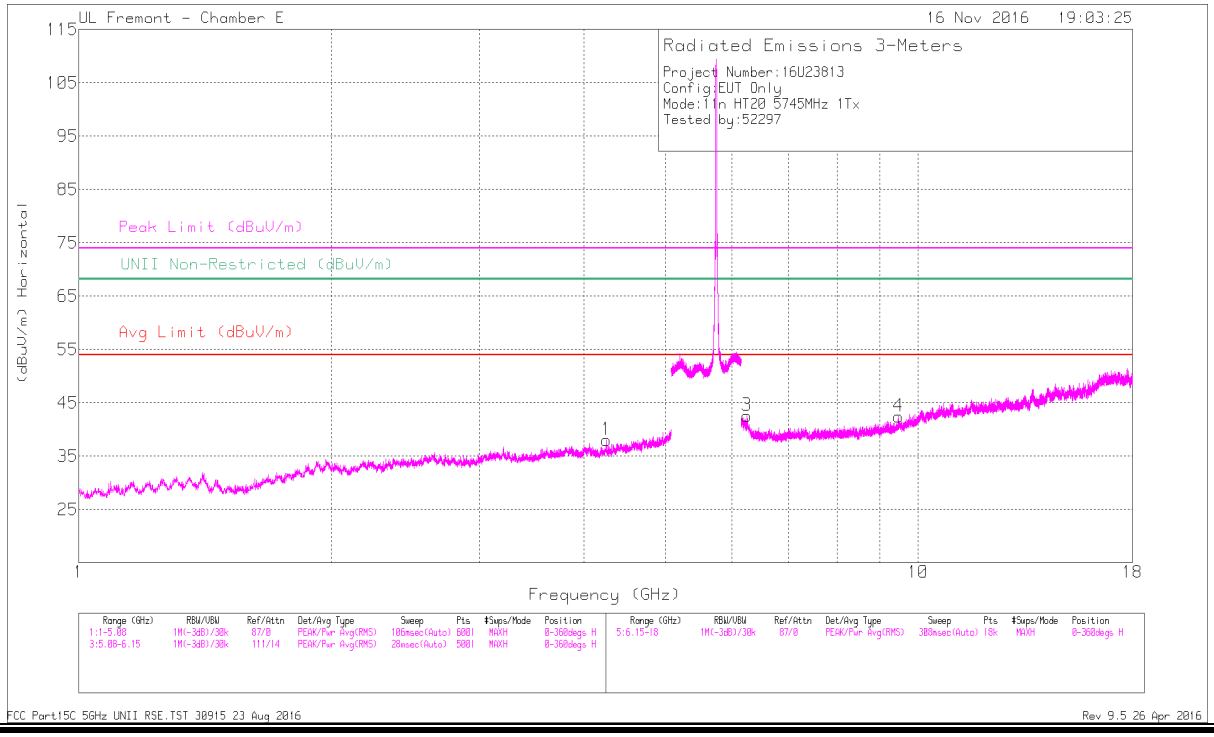

LOW CHANNEL VERTICAL

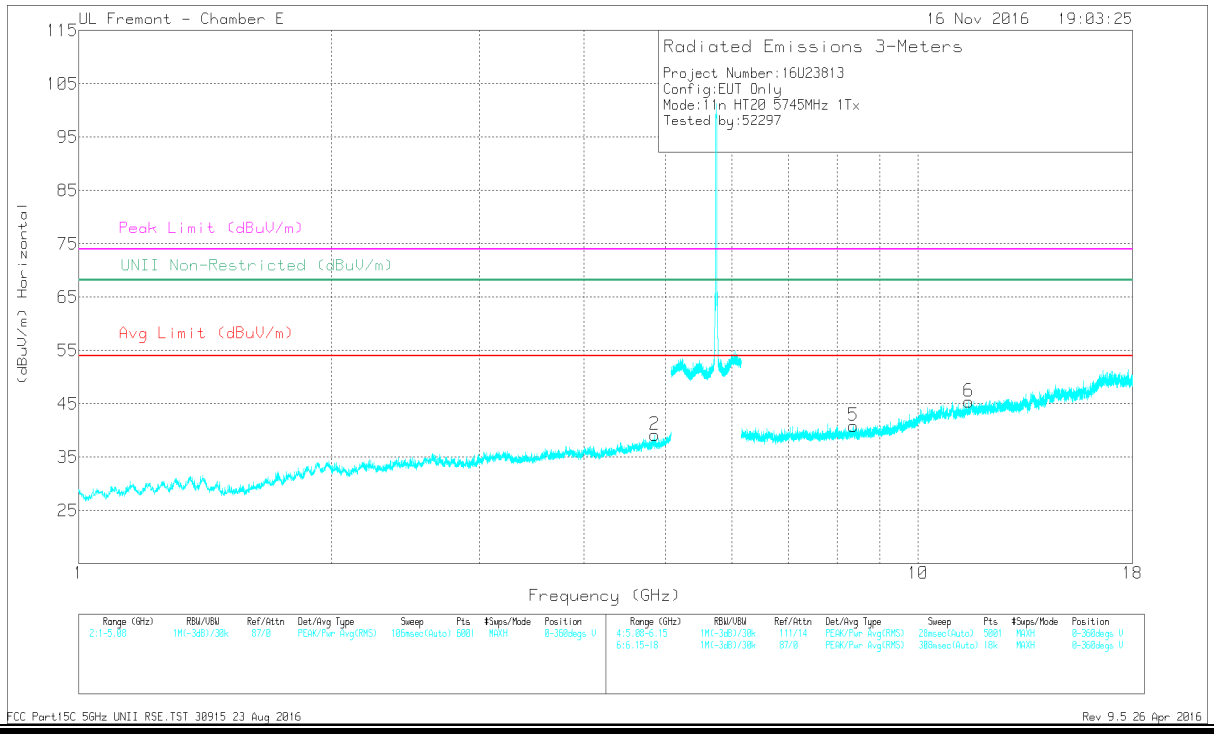

This report shall not be reproduced except in full, without the written approval of UL Verification Services Inc.

Marker	Frequency (GHz)	Meter Reading (dBuV)	Det	AF T711 (dB/m)	Amp/Cbl/Fltr/Pad (dB)	Corrected Reading (dBuV/m)	Avg Limit (dBuV/m)	Margin (dB)	Peak Limit (dBuV/m)	PK Margin (dB)	UNII Non-Restricted (dBuV/m)	PK Margin (dB)	Azimuth (Degs)	Height (cm)	Polarity
1	* 4.25	40.73	PK-U	33.3	-29.7	44.33	-	-	74	-29.67	-	-	329	103	H
	* 4.25	29.04	ADR	33.3	-29.7	32.64	54	-21.36	-	-	-	-	329	103	H
2	* 4.852	39.85	PK-U	34	-29	44.85	-	-	74	-29.15	-	-	279	378	V
	* 4.853	29.03	ADR	34	-29.1	33.93	54	-20.07	-	-	-	-	279	378	V
3	6.25	41.99	PK-U	35.6	-28.6	48.99	-	-	-	-	68.2	-19.21	259	102	H
4	* 9.478	36.86	PK-U	36.4	-24.7	48.56	-	-	74	-25.44	-	-	5	164	H
	* 9.479	25.92	ADR	36.4	-24.7	37.62	54	-16.38	-	-	-	-	5	164	H
5	* 8.375	37.63	PK-U	35.7	-26.5	46.83	-	-	74	-27.17	-	-	340	356	V
	* 8.375	26.94	ADR	35.7	-26.5	36.14	54	-17.86	-	-	-	-	340	356	V
6	* 11.49	41.06	PK-U	38.3	-24.1	55.26	-	-	74	-18.74	-	-	308	108	V
	* 11.49	30.2	ADR	38.3	-24.1	44.4	54	-9.6	-	-	-	-	308	108	V

* - indicates frequency in CFR47 Pt 15 / IC RSS-Restricted Band
PK-U - U-NII: Maximum Peak
ADR - U-NII AD primary method, RMS average

UL VERIFICATION SERVICES INC. FORM NO: CCSUP4701J
47173 BENICIA STREET, FREMONT, CA 94538, USA TEL: (510) 771-1000 FAX: (510) 661-0888
This report shall not be reproduced except in full, without the written approval of UL Verification Services Inc.

MID CHANNEL HORIZONTAL

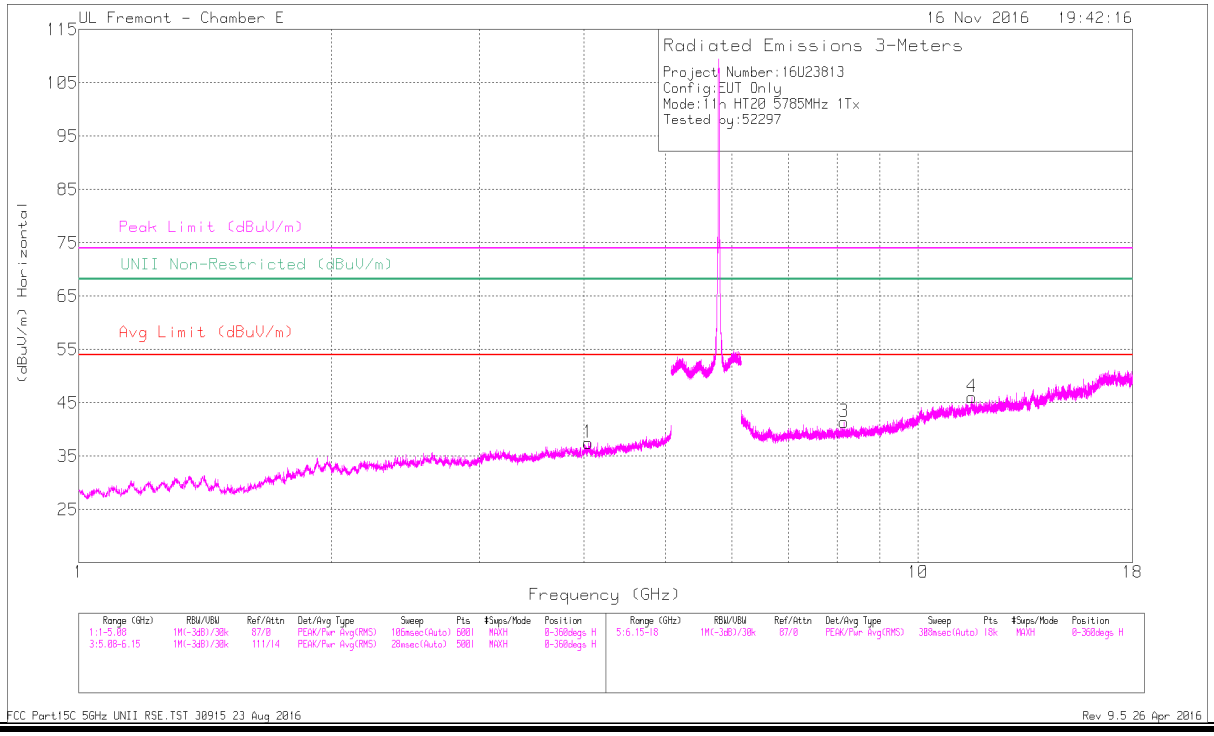

MID CHANNEL VERTICAL

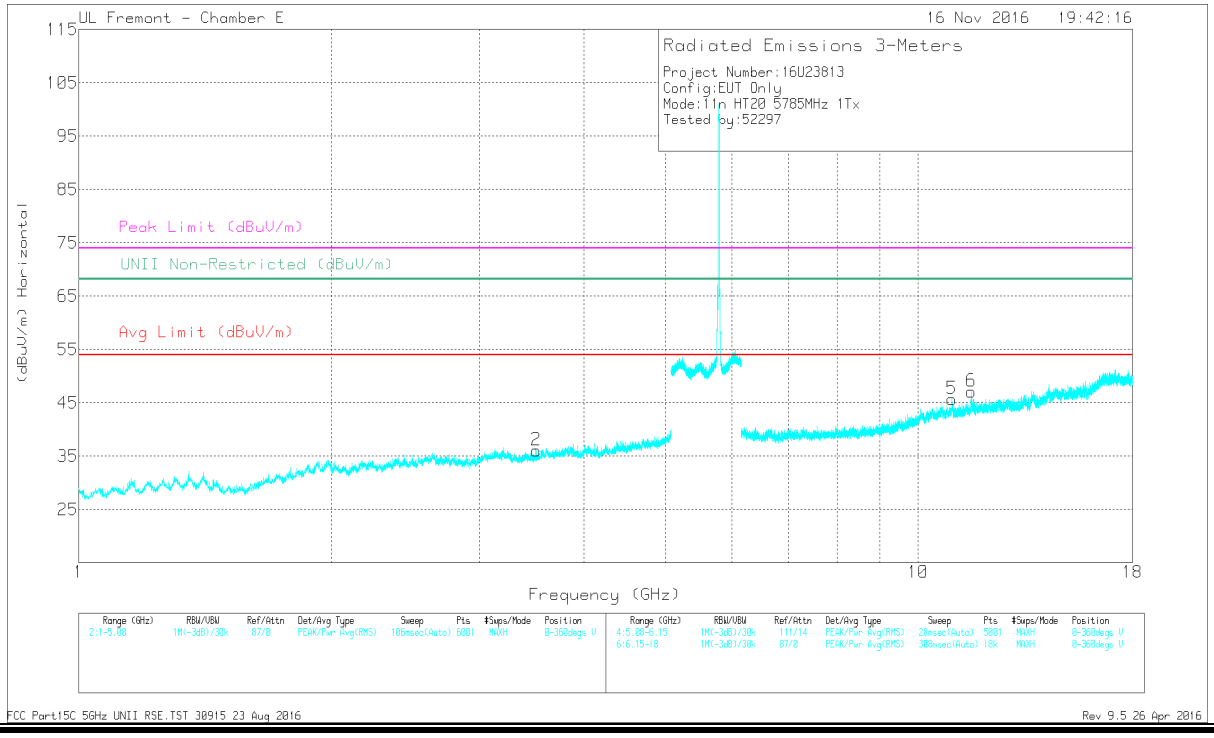

UL VERIFICATION SERVICES INC. FORM NO: CCSUP4701J
47173 BENICIA STREET, FREMONT, CA 94538, USA TEL: (510) 771-1000 FAX: (510) 661-0888
This report shall not be reproduced except in full, without the written approval of UL Verification Services Inc.

Marker	Frequency (GHz)	Meter Reading (dBuV)	Det	AF T711 (dB/m)	Amp/Cbl/Fltr/Pad (dB)	Corrected Reading (dBuV/m)	Avg Limit (dBuV/m)	Margin (dB)	Peak Limit (dBuV/m)	PK Margin (dB)	UNII Non-Restricted (dBuV/m)	PK Margin (dB)	Azimuth (Degs)	Height (cm)	Polarity
1	* 4.044	40.29	PK-U	33.2	-29.7	43.79	-	-	74	-30.21	-	-	265	101	H
	* 4.045	29.36	ADR	33.2	-29.7	32.86	54	-21.14	-	-	-	-	265	101	H
2	* 3.506	42.18	PK-U	32.9	-31.4	43.68	-	-	74	-30.32	-	-	122	108	V
	* 3.505	30.16	ADR	32.9	-31.4	31.66	54	-22.34	-	-	-	-	122	108	V
3	* 8.156	37.67	PK-U	35.7	-26.3	47.07	-	-	74	-26.93	-	-	205	276	H
	* 8.158	26.75	ADR	35.7	-26.3	36.15	54	-17.85	-	-	-	-	205	276	H
4	* 11.577	36.06	PK-U	38.4	-21.8	52.66	-	-	74	-21.34	-	-	335	230	H
	* 11.579	25.1	ADR	38.4	-21.9	41.6	54	-12.4	-	-	-	-	335	230	H
5	* 10.975	35.24	PK-U	38	-22.1	51.14	-	-	74	-22.86	-	-	354	279	V
	* 10.975	24.72	ADR	38	-22	40.72	54	-13.28	-	-	-	-	354	279	V
6	* 11.568	37.28	PK-U	38.4	-21.9	53.78	-	-	74	-20.22	-	-	298	127	V
	* 11.57	26.63	ADR	38.4	-21.9	43.13	54	-10.87	-	-	-	-	298	127	V

* - indicates frequency in CFR47 Pt 15 / IC RSS-Restricted Band
PK-U - U-NII: Maximum Peak
ADR - U-NII AD primary method, RMS average

UL VERIFICATION SERVICES INC. FORM NO: CCSUP4701J
47173 BENICIA STREET, FREMONT, CA 94538, USA TEL: (510) 771-1000 FAX: (510) 661-0888
This report shall not be reproduced except in full, without the written approval of UL Verification Services Inc.

HIGH CHANNEL HORIZONTAL

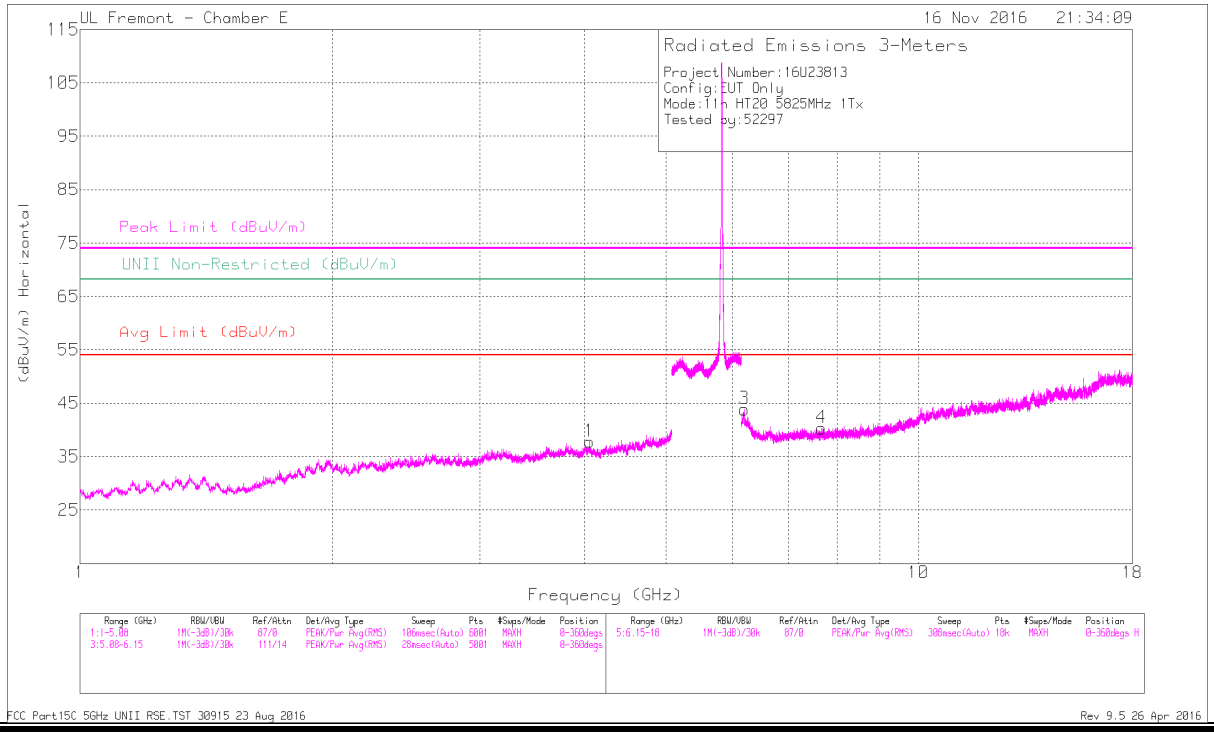

HIGH CHANNEL VERTICAL

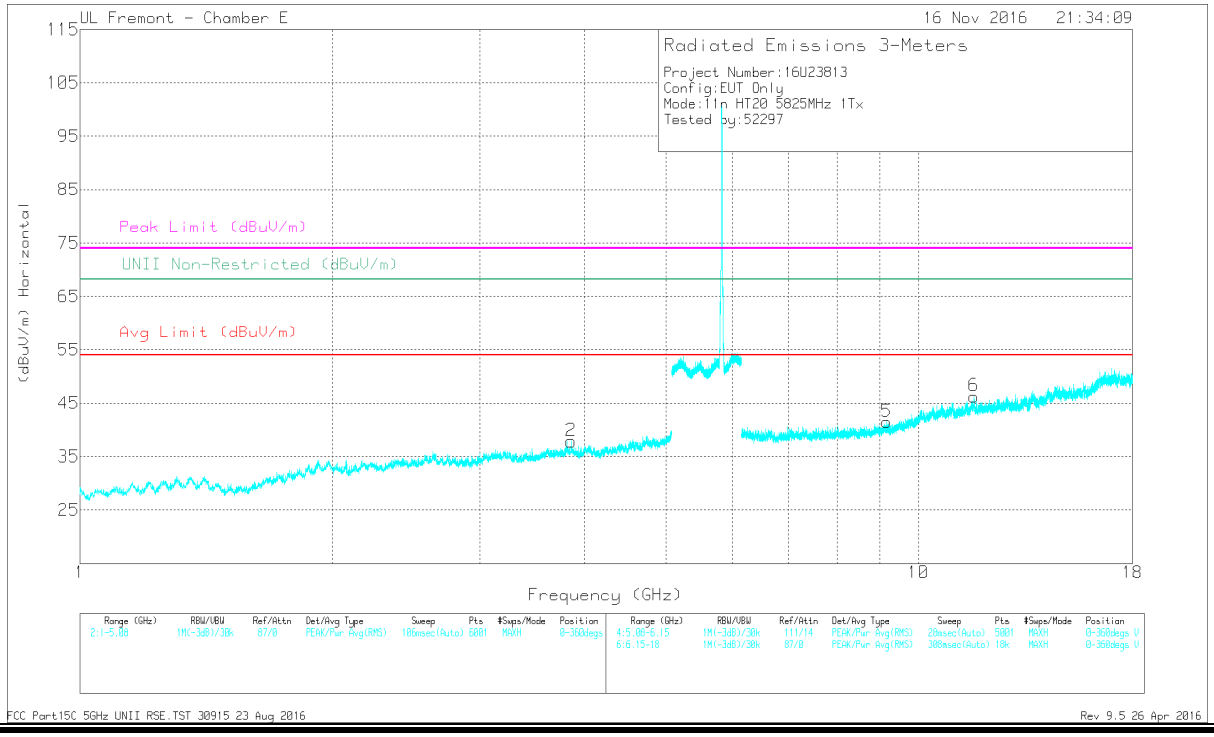

This report shall not be reproduced except in full, without the written approval of UL Verification Services Inc.

Marker	Frequency (GHz)	Meter Reading (dBuV)	Det	AF T711 (dB/m)	Amp/Cbl/Fltr/Pad (dB)	Corrected Reading (dBuV/m)	Avg Limit (dBuV/m)	Margin (dB)	Peak Limit (dBuV/m)	PK Margin (dB)	UNII Non-Restricted (dBuV/m)	PK Margin (dB)	Azimuth (Degs)	Height (cm)	Polarity
1	* 4.051	39.98	PK-U	33.3	-29.7	43.58	-	-	74	-30.42	-	-	140	301	H
	* 4.054	29.14	ADR	33.3	-29.7	32.74	54	-21.26	-	-	-	-	140	301	H
2	* 3.854	40.11	PK-U	33.2	-29.7	43.61	-	-	74	-30.39	-	-	116	303	V
	* 3.852	29.25	ADR	33.2	-29.7	32.75	54	-21.25	-	-	-	-	116	303	V
3	6.196	43.29	PK-U	35.6	-28	50.89	-	-	-	-	68.2	-17.31	255	106	H
4	* 7.663	38.29	PK-U	35.7	-27.2	46.79	-	-	74	-27.21	-	-	318	373	H
	* 7.661	27.16	ADR	35.7	-27.2	35.66	54	-18.34	-	-	-	-	318	373	H
5	* 9.16	37.68	PK-U	36.2	-25.9	47.98	-	-	74	-26.02	-	-	43	350	V
	* 9.162	26.55	ADR	36.2	-25.9	36.85	54	-17.15	-	-	-	-	43	350	V
6	* 11.65	43.43	PK-U	38.5	-24.1	57.83	-	-	74	-16.17	-	-	308	158	V
	* 11.65	31.03	ADR	38.5	-24.1	45.43	54	-8.57	-	-	-	-	308	158	V

* - indicates frequency in CFR47 Pt 15 / IC RSS-Restricted Band
PK-U - U-NII: Maximum Peak
ADR - U-NII AD primary method, RMS average

UL VERIFICATION SERVICES INC. FORM NO: CCSUP4701J
47173 BENICIA STREET, FREMONT, CA 94538, USA TEL: (510) 771-1000 FAX: (510) 661-0888
This report shall not be reproduced except in full, without the written approval of UL Verification Services Inc.

9.1.37. 11n HT20 ANTENNA B SISO MODE IN THE 5.8GHz BAND

RESTRICTED BANDEDGE (LOW CHANNEL)

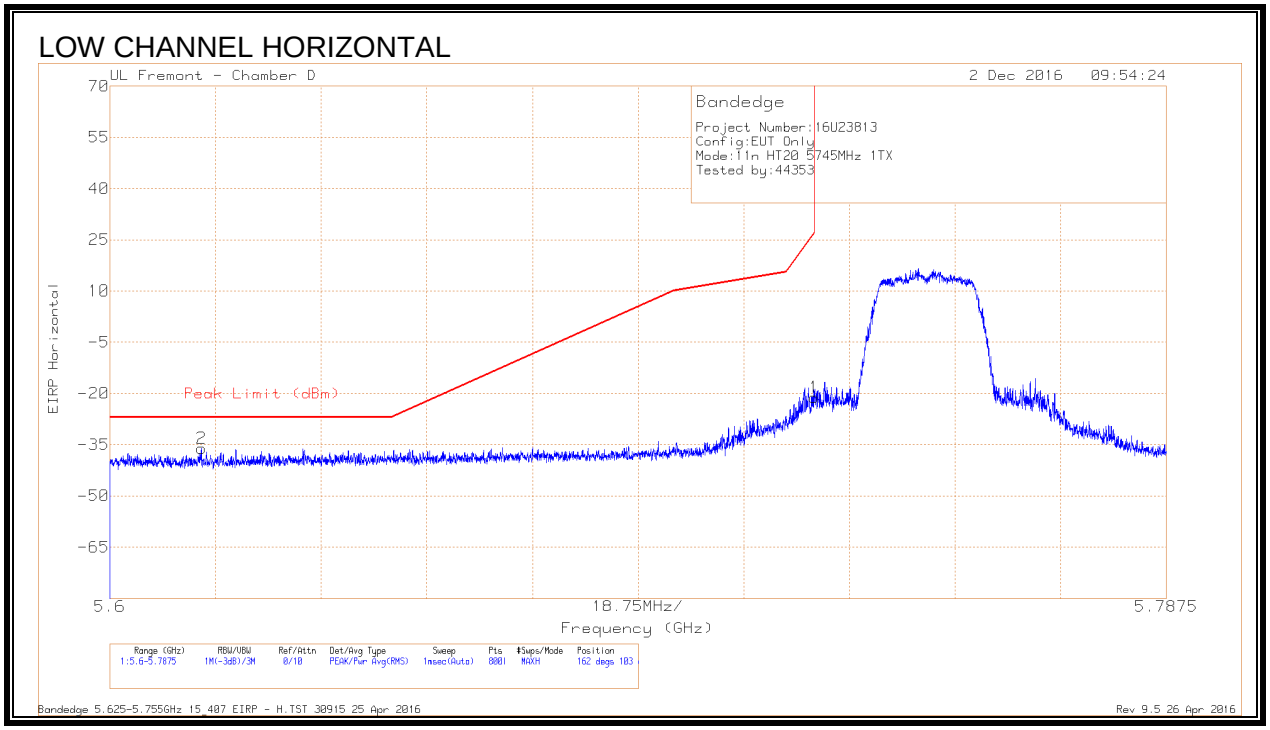

Marker	Frequency (GHz)	Meter Reading (dBm)	Det	AF T712 (dB/m)	Amp/Cbl/Fltr/Pad (dB)	Conversion Factor (dB)	Corrected Reading EIRP	Peak Limit (dBm)	PK Margin (dB)	Azimuth (Degs)	Height (cm)	Polarity
1	5.725	-50.16	Pk	34.8	-17.5	11.8	-21.06	26.99	-48.05	162	103	H
2	5.616	-64.72	Pk	34.5	-17.7	11.8	-36.12	-27	-9.12	162	103	H

Pk - Peak detector

UL VERIFICATION SERVICES INC. FORM NO: CCSUP4701J
47173 BENICIA STREET, FREMONT, CA 94538, USA TEL: (510) 771-1000 FAX: (510) 661-0888
This report shall not be reproduced except in full, without the written approval of UL Verification Services Inc.

LOW CHANNEL VERTICAL

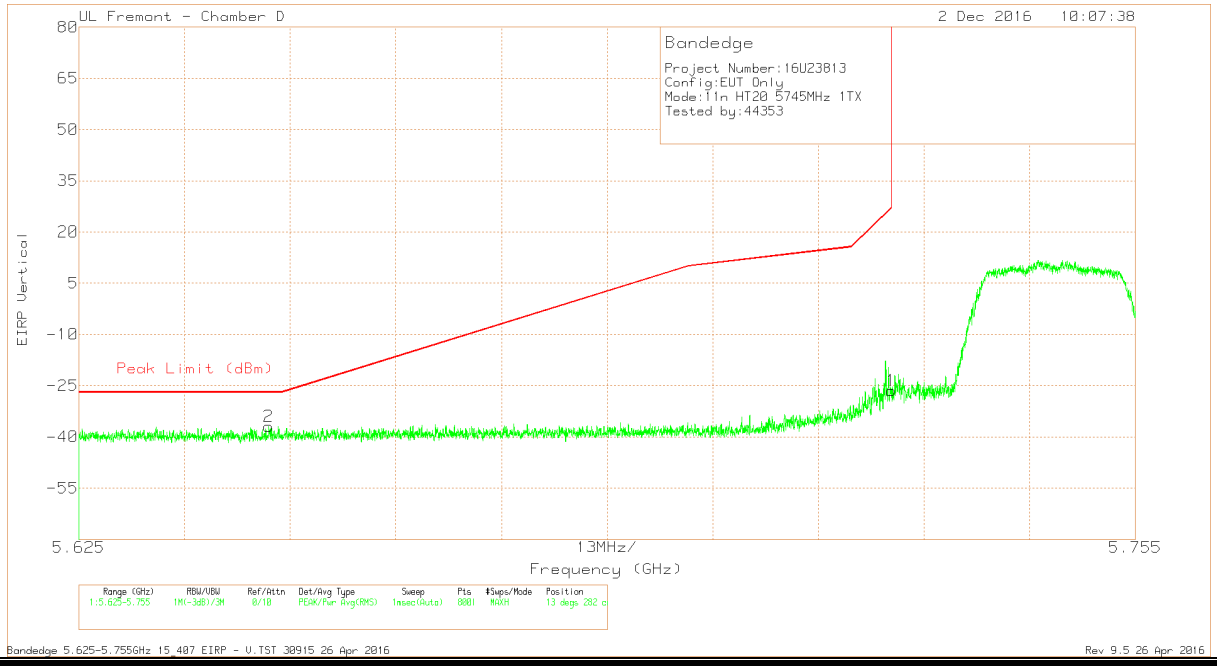

Marker	Frequency (GHz)	Meter Reading (dBm)	Det	AF T712 (dB/m)	Amp/Cbl/Fltr/Pad (dB)	Conversion Factor (dB)	Corrected Reading EIRP	Peak Limit (dBm)	PK Margin (dB)	Azimuth (Degs)	Height (cm)	Polarity
1	5.725	-55.57	Pk	34.8	-17.5	11.8	-26.47	26.97	-53.44	13	282	V
2	5.648	-65.76	Pk	34.6	-17.5	11.8	-36.86	-27	-9.86	13	282	V

Pk - Peak detector

This report shall not be reproduced except in full, without the written approval of UL Verification Services Inc.

AUTHORIZED BANDEDGE (HIGH CHANNEL)

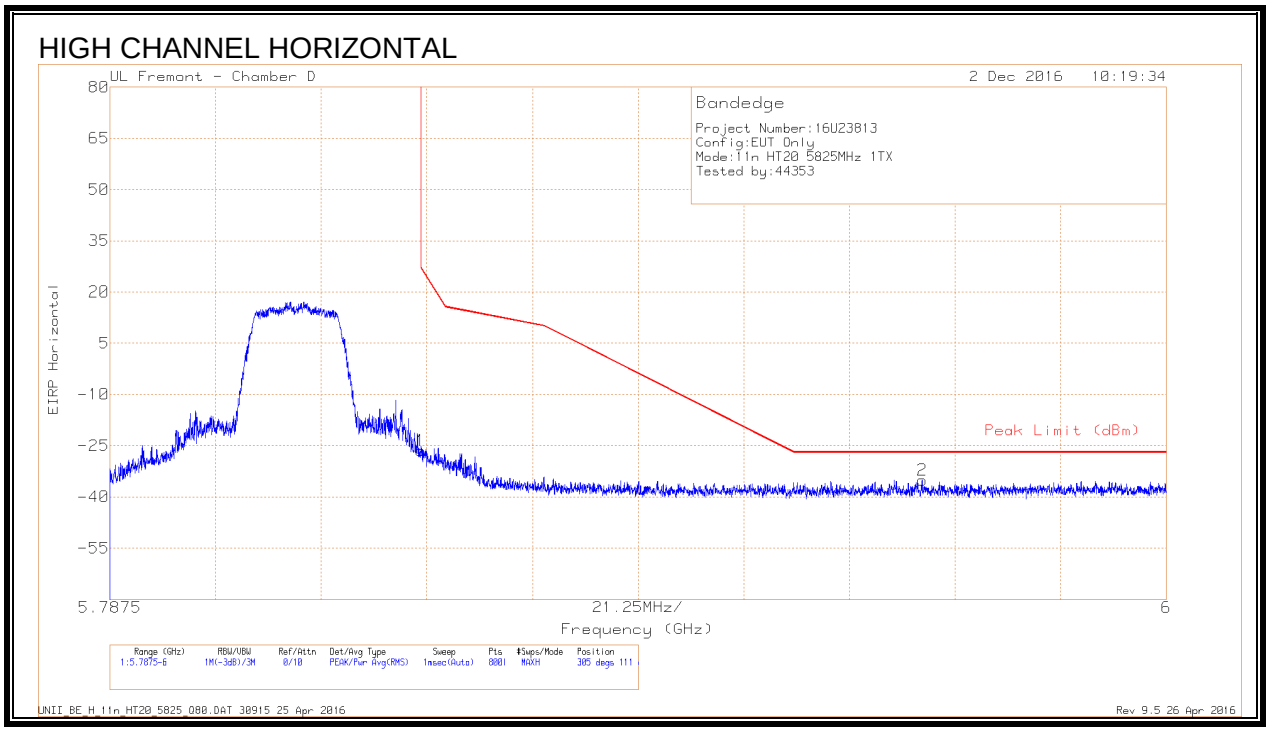

Marker	Frequency (GHz)	Meter Reading (dBm)	Det	AF T712 (dB/m)	Amp/Cbl/Fltr/Pad (dB)	Conversion Factor (dB)	Corrected Reading EIRP	Peak Limit (dBm)	PK Margin (dB)	Azimuth (Degs)	Height (cm)	Polarity
1	5.85	-55.64	Pk	34.9	-17.5	11.8	-26.44	26.99	-53.43	305	111	H
2	5.951	-64.61	Pk	35	-17.3	11.8	-35.11	-27	-8.11	305	111	H

Pk - Peak detector

This report shall not be reproduced except in full, without the written approval of UL Verification Services Inc.

HIGH CHANNEL VERTICAL

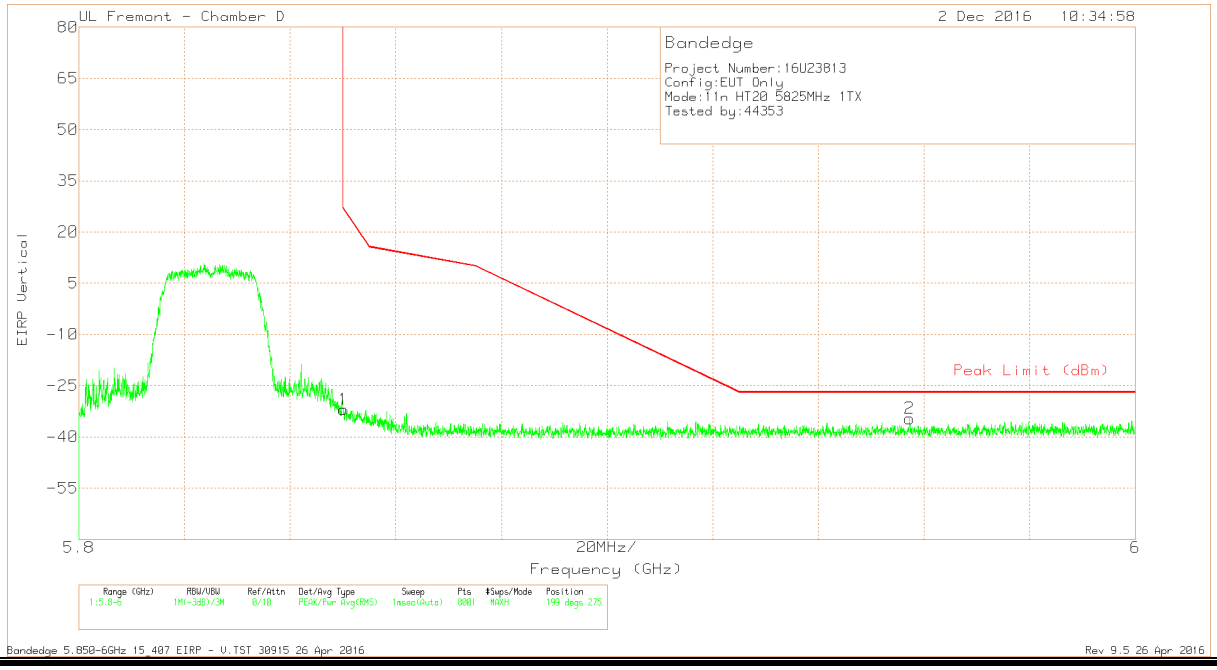

Marker	Frequency (GHz)	Meter Reading (dBm)	Det	AF T712 (dB/m)	Amp/Cbl/Fltr/Pad (dB)	Conversion Factor (dB)	Corrected Reading EIRP	Peak Limit (dBm)	PK Margin (dB)	Azimuth (Degs)	Height (cm)	Polarity
1	5.85	-61.21	Pk	34.9	-17.5	11.8	-32.01	26.94	-58.95	199	275	V
2	5.957	-64.02	Pk	35	-17.4	11.8	-34.62	-27	-7.62	199	275	V

Pk - Peak detector

This report shall not be reproduced except in full, without the written approval of UL Verification Services Inc.

HARMONICS AND SPURIOUS EMISSIONS

LOW CHANNEL HORIZONTAL

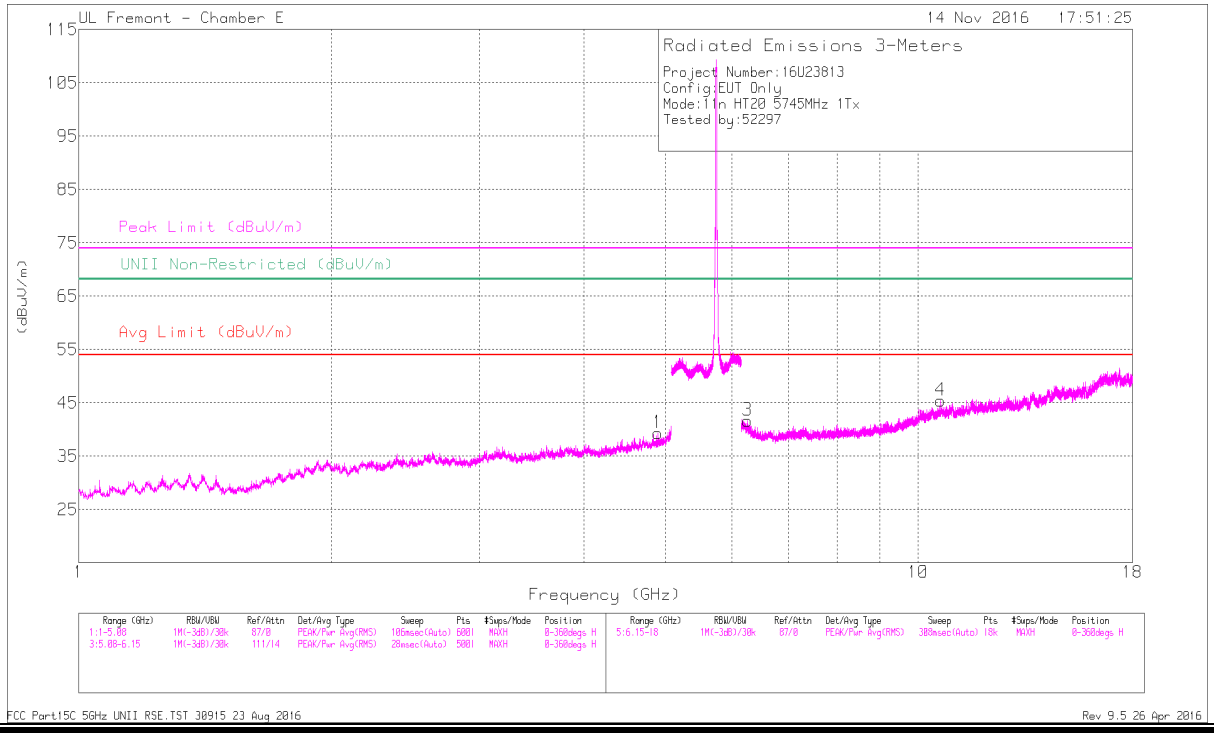

LOW CHANNEL VERTICAL

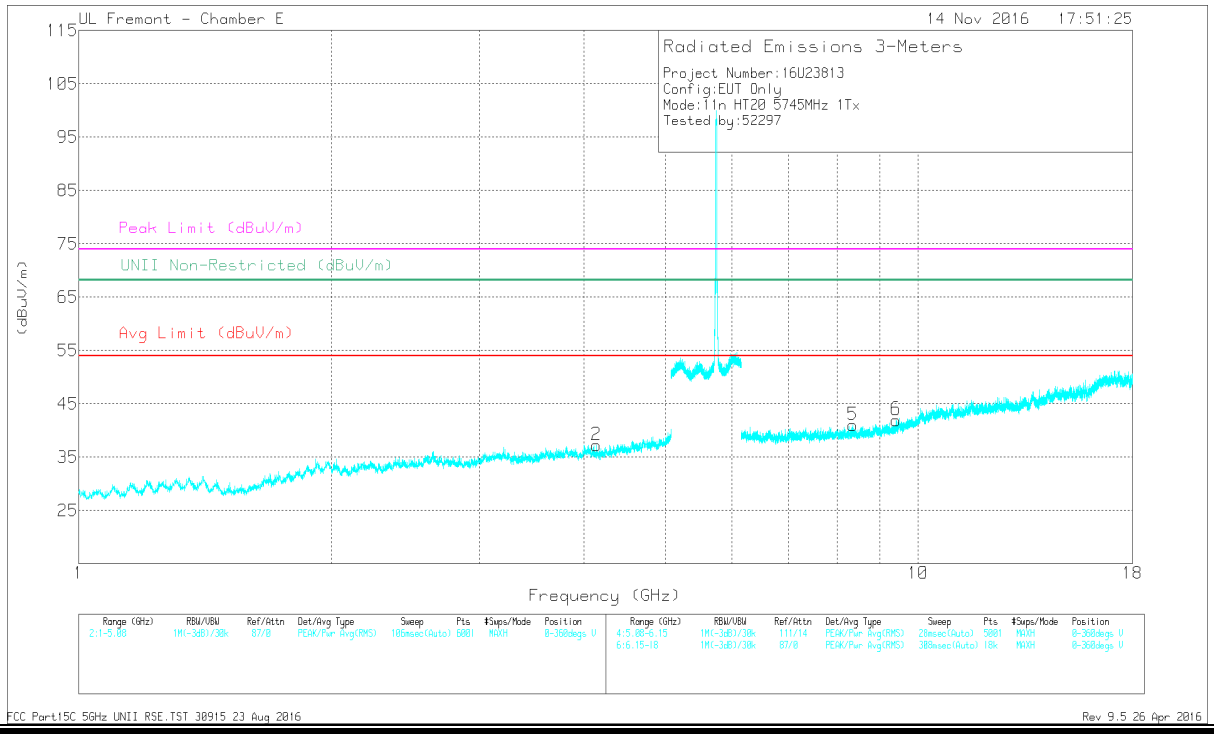

Marker	Frequency (GHz)	Meter Reading (dBuV)	Det	AF T711 (dB/m)	Amp/Cbl/Fltr/Pad (dB)	Corrected Reading (dBuV/m)	Avg Limit (dBuV/	Margin (dB)	Peak Limit (dBuV/m)	PK Margin (dB)	UNII Non-Restricted (dBuV/m)	PK Margin (dB)	Azimuth (Degs)	Height (cm)	Polarity

This report shall not be reproduced except in full, without the written approval of UL Verification Services Inc.

							m)								
1	* 4.898	40	PK-U	34	-29.7	44.3	-	-	74	-29.7	-	-	258	342	H
	* 4.9	29.52	ADR	34	-29.6	33.92	54	-20.08	-	-	-	-	258	342	H
2	* 4.139	40.14	PK-U	33.3	-30.5	42.94	-	-	74	-31.06	-	-	202	400	V
	* 4.138	29.33	ADR	33.3	-30.6	32.03	54	-21.97	-	-	-	-	202	400	V
3	6.261	40.87	PK-U	35.6	-28.3	48.17	-	-	-	-	68.2	-20.03	255	106	H
4	* 10.641	36.46	PK-U	37.9	-23.6	50.76	-	-	74	-23.24	-	-	100	385	H
	* 10.639	25.61	ADR	37.9	-23.7	39.81	54	-14.19	-	-	-	-	100	385	H
5	* 8.351	37.28	PK-U	35.7	-26.8	46.18	-	-	74	-27.82	-	-	175	152	V
	* 8.352	27.12	ADR	35.7	-26.8	36.02	54	-17.98	-	-	-	-	175	152	V
6	* 9.416	37.78	PK-U	36.3	-26.2	47.88	-	-	74	-26.12	-	-	355	253	V
	* 9.417	26.78	ADR	36.3	-26.2	36.88	54	-17.12	-	-	-	-	355	253	V

* - indicates frequency in CFR47 Pt 15 / IC RSS-Restricted Band
PK-U - U-NII: Maximum Peak
ADR - U-NII AD primary method, RMS average

This report shall not be reproduced except in full, without the written approval of UL Verification Services Inc.

MID CHANNEL HORIZONTAL

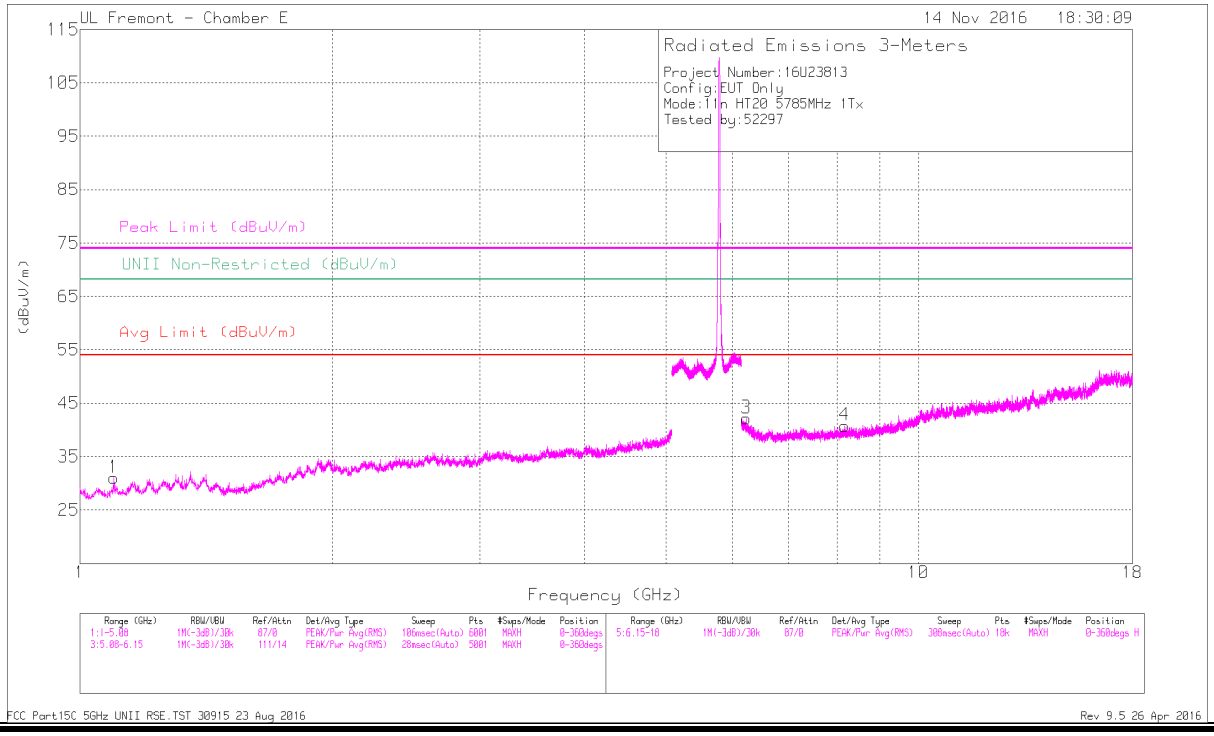

MID CHANNEL VERTICAL

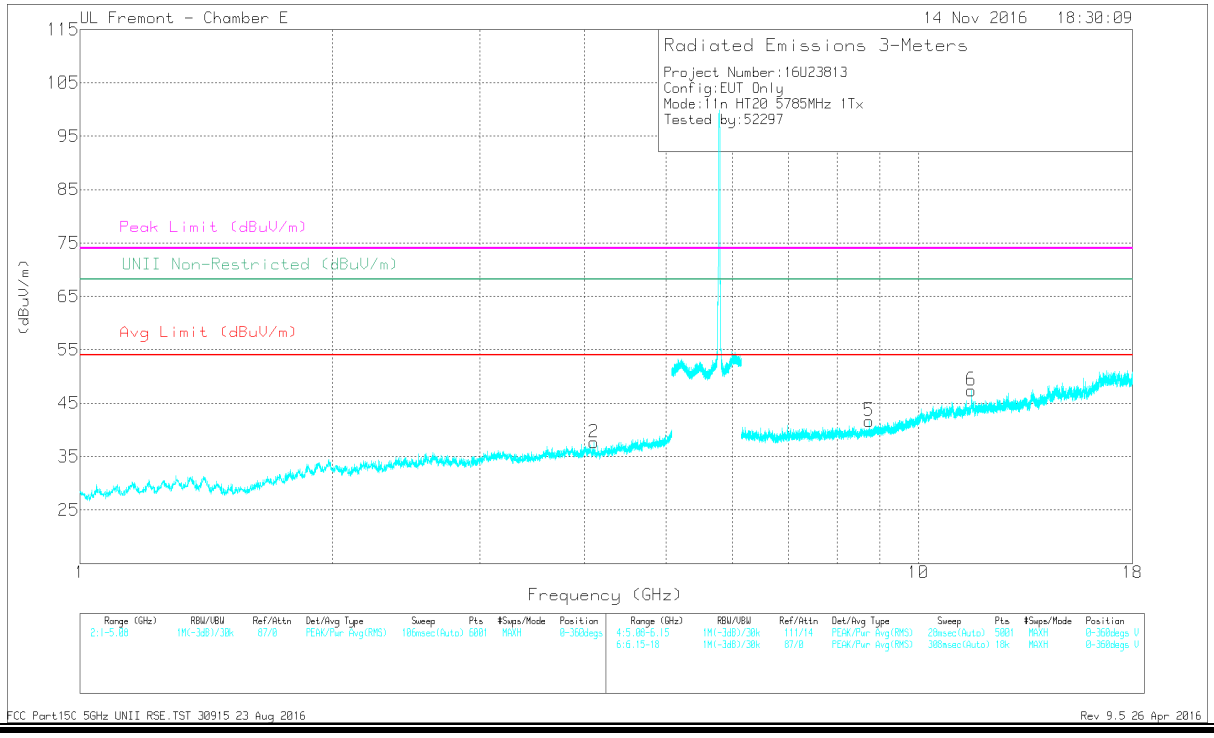

UL VERIFICATION SERVICES INC. FORM NO: CCSUP4701J
47173 BENICIA STREET, FREMONT, CA 94538, USA TEL: (510) 771-1000 FAX: (510) 661-0888
This report shall not be reproduced except in full, without the written approval of UL Verification Services Inc.

Marker	Frequency (GHz)	Meter Reading (dBuV)	Det	AF T711 (dB/m)	Amp/Cbl/Fltr/Pad (dB)	Corrected Reading (dBuV/m)	Avg Limit (dBuV/m)	Margin (dB)	Peak Limit (dBuV/m)	PK Margin (dB)	UNII Non-Restricted (dBuV/m)	PK Margin (dB)	Azimuth (Degs)	Height (cm)	Polarity
1	* 1.097	44.97	PK-U	27.7	-35.7	36.97	-	-	74	-37.03	-	-	74	247	H
	* 1.1	33.54	ADR	27.7	-35.8	25.44	54	-28.56	-	-	-	-	74	247	H
2	* 4.099	41.43	PK-U	33.4	-30.6	44.23	-	-	74	-29.77	-	-	164	337	V
	* 4.101	29.61	ADR	33.4	-30.6	32.41	54	-21.59	-	-	-	-	164	337	V
3	6.235	40.97	PK-U	35.6	-28.2	48.37	-	-	-	-	68.2	-19.83	59	100	H
4	* 8.163	37.84	PK-U	35.7	-26.4	47.14	-	-	74	-26.86	-	-	122	391	H
	* 8.163	26.95	ADR	35.7	-26.4	36.25	54	-17.75	-	-	-	-	122	391	H
5	8.738	37.09	PK-U	35.9	-26.3	46.69	-	-	-	-	68.2	-21.51	283	244	V
6	* 11.57	39.37	PK-U	38.4	-22	55.77	-	-	74	-18.23	-	-	35	114	V
	* 11.57	28.88	ADR	38.4	-21.9	45.38	54	-8.62	-	-	-	-	35	114	V

* - indicates frequency in CFR47 Pt 15 / IC RSS-Restricted Band
PK-U - U-NII: Maximum Peak
ADR - U-NII AD primary method, RMS average

UL VERIFICATION SERVICES INC. FORM NO: CCSUP4701J
47173 BENICIA STREET, FREMONT, CA 94538, USA TEL: (510) 771-1000 FAX: (510) 661-0888
This report shall not be reproduced except in full, without the written approval of UL Verification Services Inc.

HIGH CHANNEL HORIZONTAL

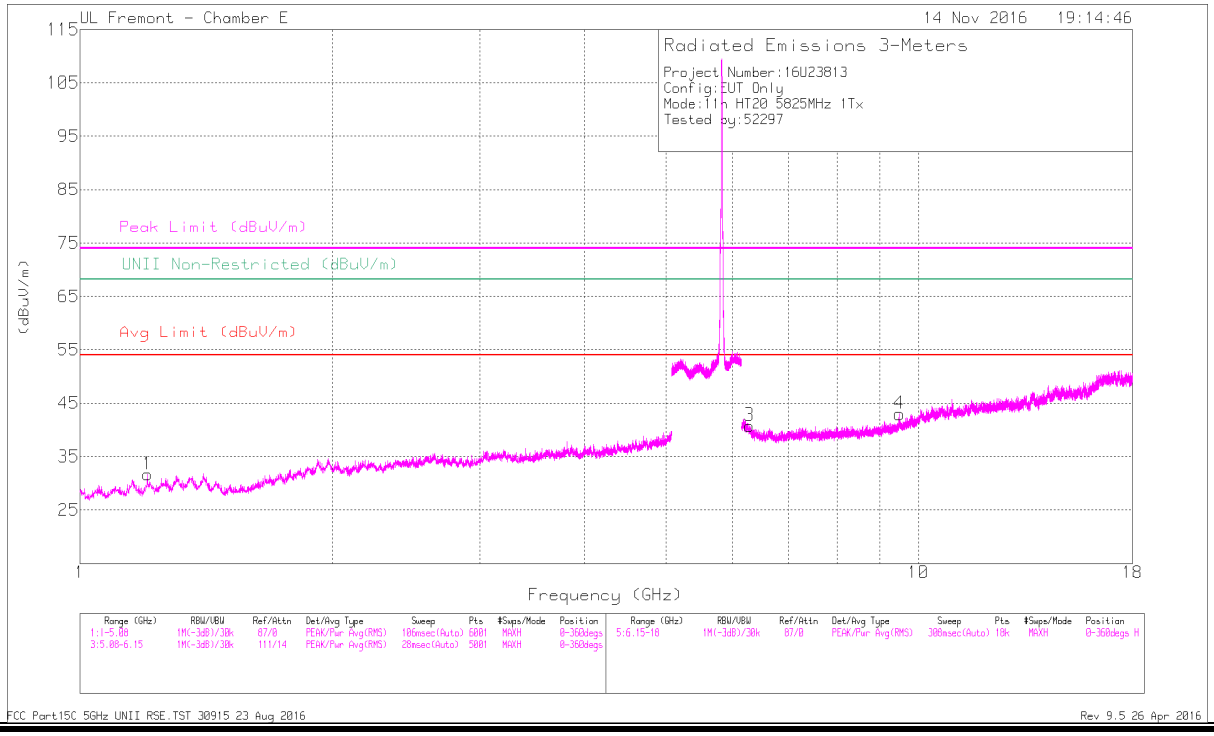

HIGH CHANNEL VERTICAL

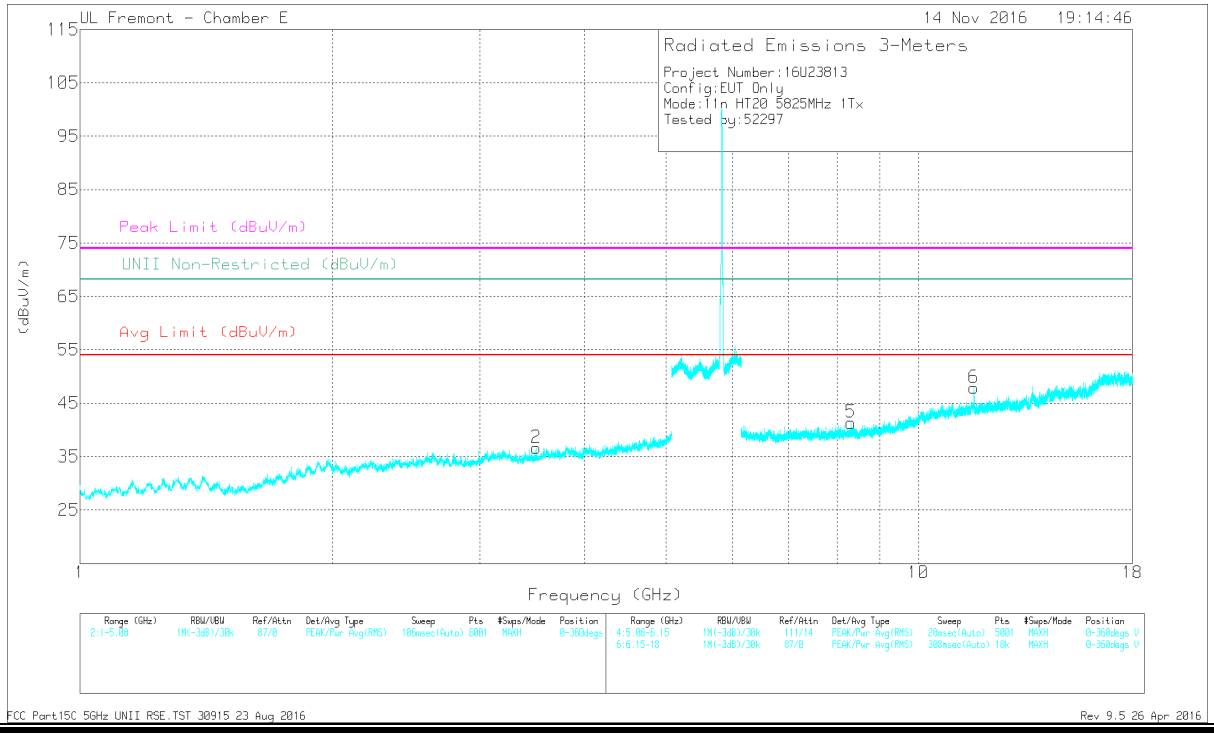

UL VERIFICATION SERVICES INC. FORM NO: CCSUP4701J
47173 BENICIA STREET, FREMONT, CA 94538, USA TEL: (510) 771-1000 FAX: (510) 661-0888
This report shall not be reproduced except in full, without the written approval of UL Verification Services Inc.

Marker	Frequency (GHz)	Meter Reading (dBuV)	Det	AF T711 (dB/m)	Amp/Cbl/Fltr/Pad (dB)	Corrected Reading (dBuV/m)	Avg Limit (dBuV/m)	Margin (dB)	Peak Limit (dBuV/m)	PK Margin (dB)	UNII Non-Restricted (dBuV/m)	PK Margin (dB)	Azimuth (Degs)	Height (cm)	Polarity
1	* 1.204	44.92	PK-U	28.6	-35.5	38.02	-	-	74	-35.98	-	-	7	361	H
	* 1.206	33.16	ADR	28.6	-35.5	26.26	54	-27.74	-	-	-	-	7	361	H
2	* 3.502	41.39	PK-U	32.9	-31.4	42.89	-	-	74	-31.11	-	-	152	279	V
	* 3.505	29.97	ADR	32.9	-31.4	31.47	54	-22.53	-	-	-	-	152	279	V
3	6.285	40.98	PK-U	35.6	-28.3	48.28	-	-	-	-	68.2	-19.92	69	139	H
4	* 9.493	37.46	PK-U	36.4	-24.5	49.36	-	-	74	-24.64	-	-	193	226	H
	* 9.493	25.81	ADR	36.4	-24.5	37.71	54	-16.29	-	-	-	-	193	226	H
5	* 11.65	40.97	PK-U	38.5	-24.1	55.37	-	-	74	-18.63	-	-	40	154	V
	* 11.65	30.15	ADR	38.5	-24.1	44.55	54	-9.45	-	-	-	-	40	154	V
6	* 8.311	37.94	PK-U	35.7	-26.8	46.84	-	-	74	-27.16	-	-	205	210	V
	* 8.311	27.21	ADR	35.7	-26.8	36.11	54	-17.89	-	-	-	-	205	210	V

* - indicates frequency in CFR47 Pt 15 / IC RSS-Restricted Band
PK-U - U-NII: Maximum Peak
ADR - U-NII AD primary method, RMS average

UL VERIFICATION SERVICES INC. FORM NO: CCSUP4701J
47173 BENICIA STREET, FREMONT, CA 94538, USA TEL: (510) 771-1000 FAX: (510) 661-0888
This report shall not be reproduced except in full, without the written approval of UL Verification Services Inc.

9.1.38. 11n HT20 2TX CDD MIMO MODE IN THE 5.8GHz BAND

RESTRICTED BANDEDGE (LOW CHANNEL)

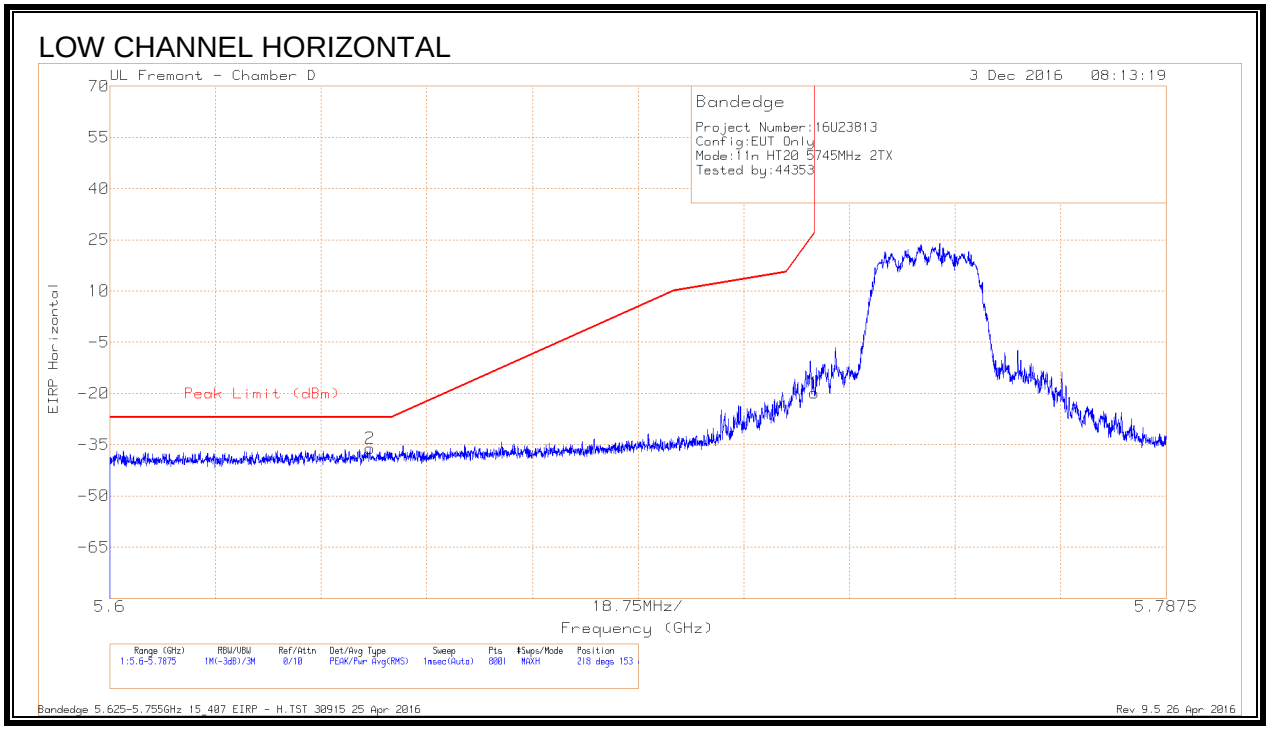

Marker	Frequency (GHz)	Meter Reading (dBm)	Det	AF T712 (dB/m)	Amp/Cbl/Fltr/Pad (dB)	Conversion Factor (dB)	Corrected Reading EIRP	Peak Limit (dBm)	PK Margin (dB)	Azimuth (Degs)	Height (cm)	Polarity
1	5.725	-49	Pk	34.8	-17.5	11.8	-19.9	26.99	-46.89	218	153	H
2	5.646	-65.02	Pk	34.6	-17.5	11.8	-36.12	-27	-9.12	218	153	H

Pk - Peak detector

UL VERIFICATION SERVICES INC. FORM NO: CCSUP4701J
47173 BENICIA STREET, FREMONT, CA 94538, USA TEL: (510) 771-1000 FAX: (510) 661-0888
This report shall not be reproduced except in full, without the written approval of UL Verification Services Inc.

LOW CHANNEL VERTICAL

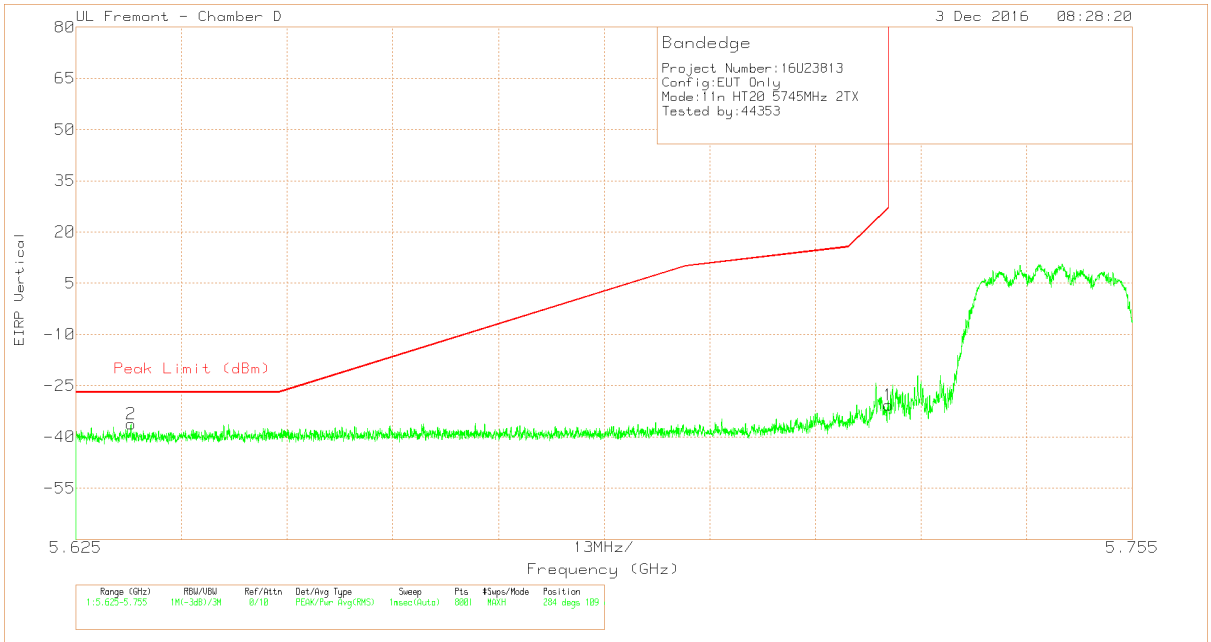

Marker	Frequency (GHz)	Meter Reading (dBm)	Det	AF T712 (dB/m)	Amp/Cbl/Fltr/Pad (dB)	Conversion Factor (dB)	Corrected Reading EIRP	Peak Limit (dBm)	PK Margin (dB)	Azimuth (Degs)	Height (cm)	Polarity
1	5.725	-59.81	Pk	34.8	-17.5	11.8	-30.71	26.97	-57.68	284	109	V
2	5.632	-65.06	Pk	34.6	-17.5	11.8	-36.16	-27	-9.16	284	109	V

Pk - Peak detector

This report shall not be reproduced except in full, without the written approval of UL Verification Services Inc.

AUTHORIZED BANDEDGE (HIGH CHANNEL)

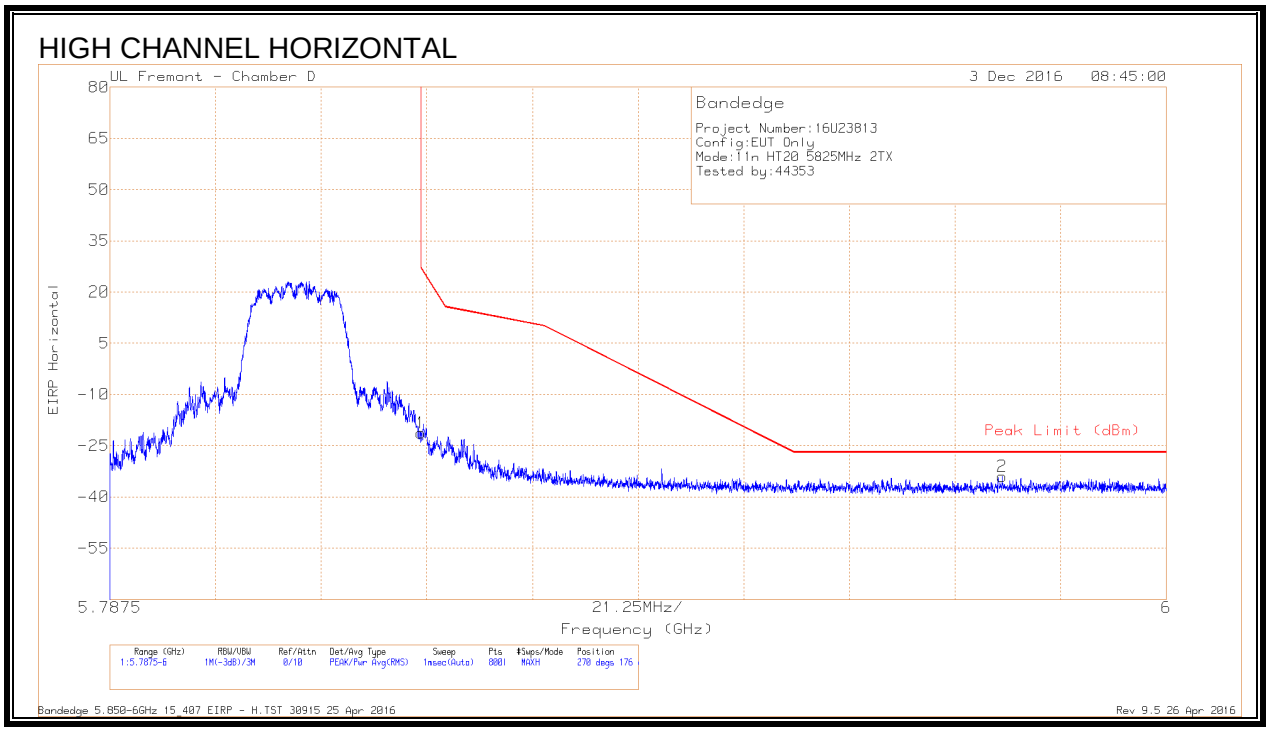

Marker	Frequency (GHz)	Meter Reading (dBm)	Det	AF T712 (dB/m)	Amp/Cbl/Fltr/Pad (dB)	Conversion Factor (dB)	Corrected Reading EIRP	Peak Limit (dBm)	PK Margin (dB)	Azimuth (Degs)	Height (cm)	Polarity
1	5.85	-50.44	Pk	34.9	-17.5	11.8	-21.24	26.99	-48.23	270	176	H
2	5.967	-63.41	Pk	35	-17.4	11.8	-34.01	-27	-7.01	270	176	H

Pk - Peak detector

UL VERIFICATION SERVICES INC. FORM NO: CCSUP4701J
47173 BENICIA STREET, FREMONT, CA 94538, USA TEL: (510) 771-1000 FAX: (510) 661-0888
This report shall not be reproduced except in full, without the written approval of UL Verification Services Inc.

HIGH CHANNEL VERTICAL

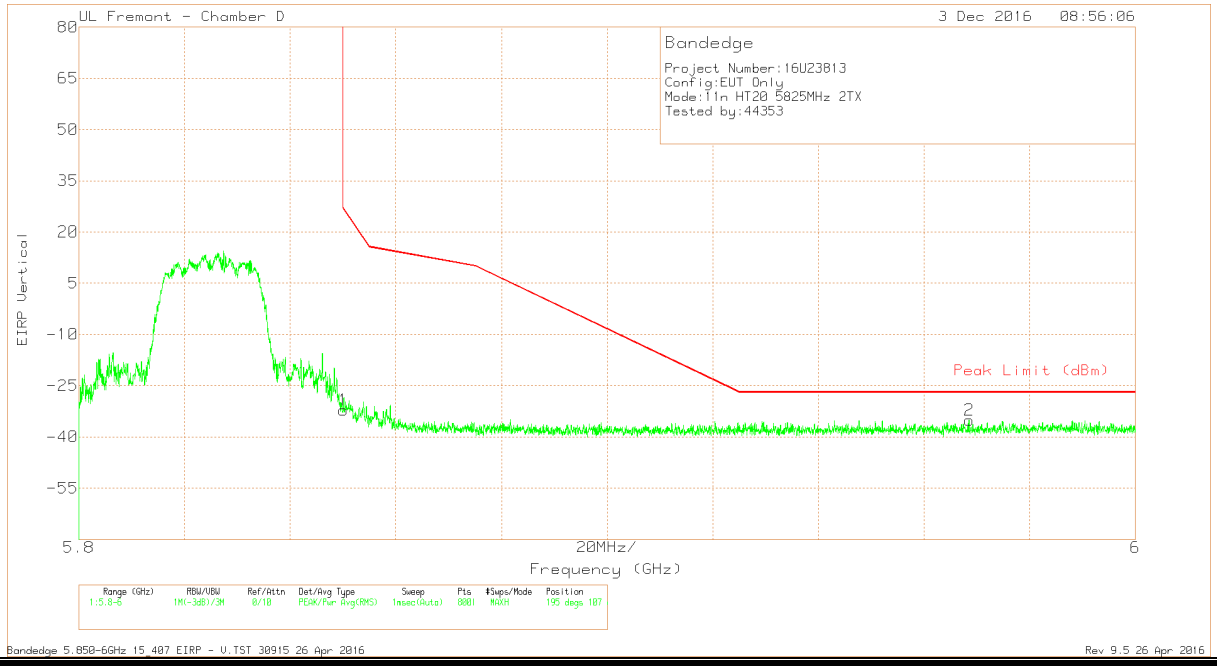

Marker	Frequency (GHz)	Meter Reading (dBm)	Det	AF T712 (dB/m)	Amp/Cbl/Fltr/Pad (dB)	Conversion Factor (dB)	Corrected Reading EIRP	Peak Limit (dBm)	PK Margin (dB)	Azimuth (Degs)	Height (cm)	Polarity
1	5.85	-61.38	Pk	34.9	-17.5	11.8	-32.18	26.94	-59.12	195	107	V
2	5.969	-64.46	Pk	35	-17.4	11.8	-35.06	-27	-8.06	195	107	V

Pk - Peak detector

UL VERIFICATION SERVICES INC. FORM NO: CCSUP4701J
47173 BENICIA STREET, FREMONT, CA 94538, USA TEL: (510) 771-1000 FAX: (510) 661-0888
This report shall not be reproduced except in full, without the written approval of UL Verification Services Inc.

HARMONICS AND SPURIOUS EMISSIONS

LOW CHANNEL HORIZONTAL

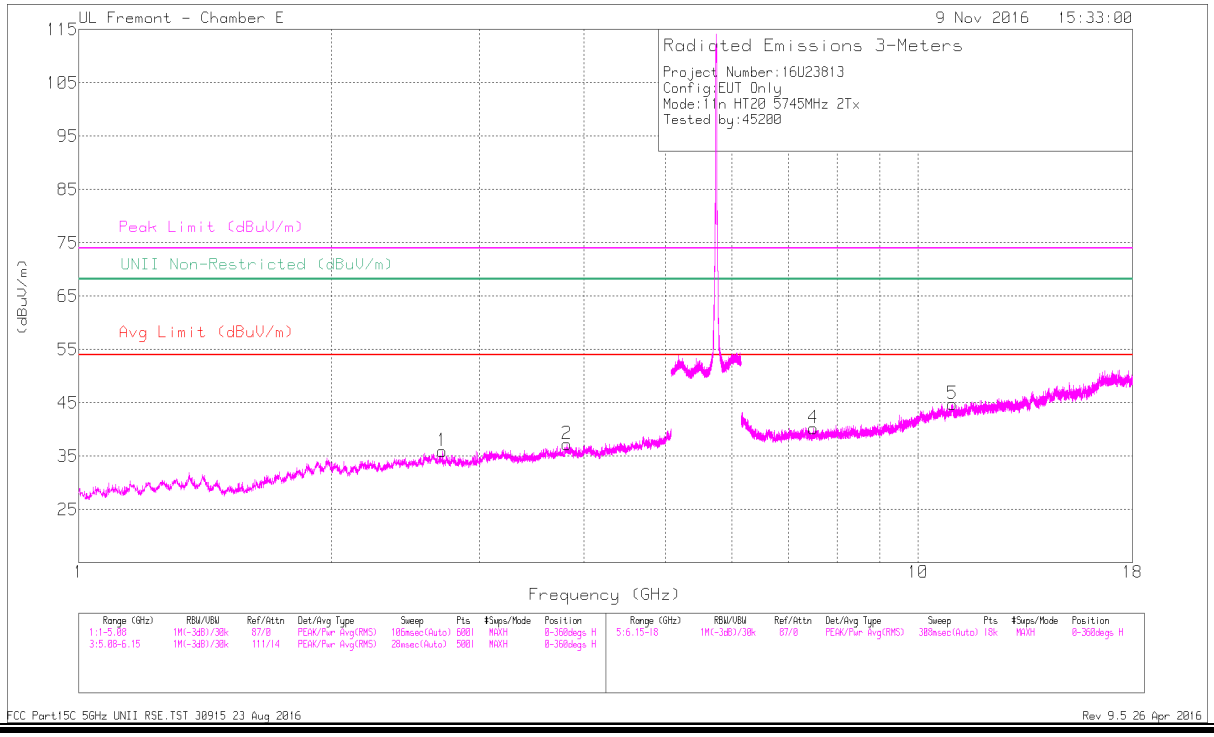

LOW CHANNEL VERTICAL

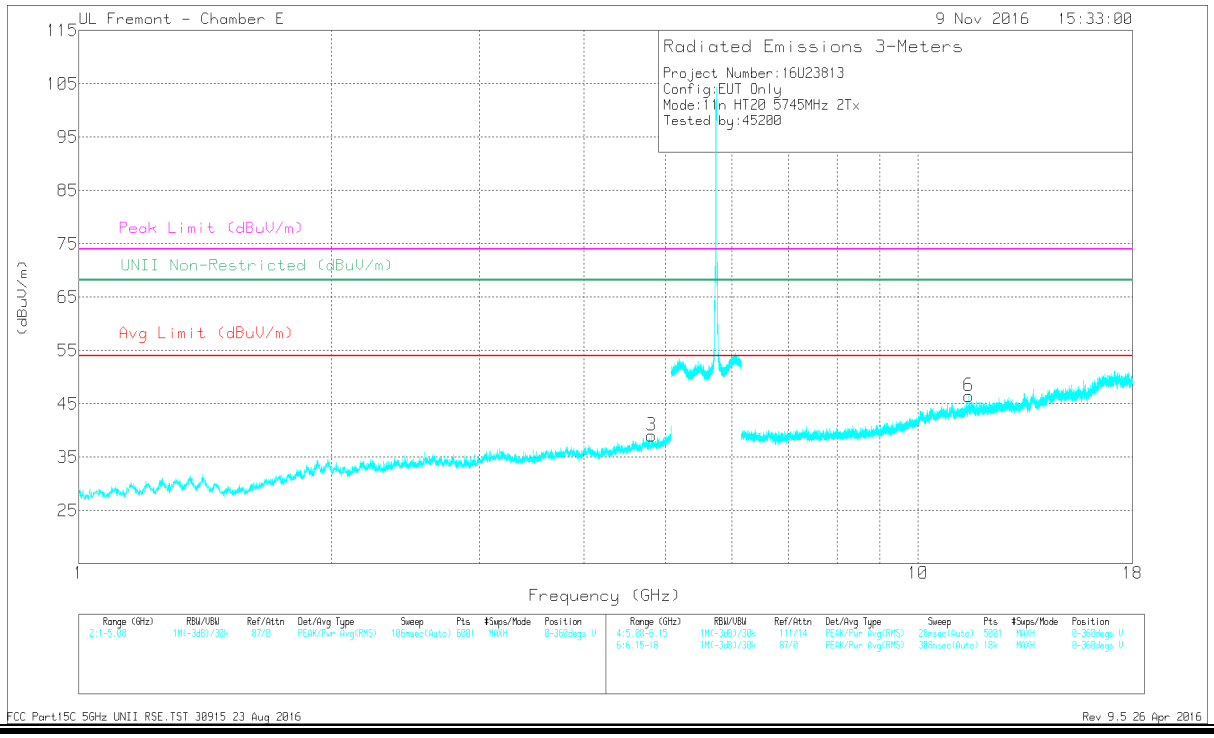

This report shall not be reproduced except in full, without the written approval of UL Verification Services Inc.

Marker	Frequency (GHz)	Meter Reading (dBuV)	Det	AF T711 (dB/m)	Amp/Cbl/Fltr/Pad (dB)	Corrected Reading (dBuV/m)	Avg Limit (dBuV/m)	Margin (dB)	Peak Limit (dBuV/m)	PK Margin (dB)	UNII Non-Restricted (dBuV/m)	PK Margin (dB)	Azimuth (Degs)	Height (cm)	Polarity
1	* 2.711	41.31	PK-U	32.6	-32.5	41.41	-	-	74	-32.59	-	-	221	372	H
	* 2.712	30.45	ADR	32.6	-32.5	30.55	54	-23.45	-	-	-	-	221	372	H
2	* 3.813	39.57	PK-U	33.1	-29.7	42.97	-	-	74	-31.03	-	-	24	152	H
	* 3.812	29.19	ADR	33.1	-29.6	32.69	54	-21.31	-	-	-	-	24	152	H
3	* 4.814	39.2	PK-U	34	-29	44.2	-	-	74	-29.8	-	-	205	142	V
	* 4.812	28.7	ADR	34	-29.1	33.6	54	-20.4	-	-	-	-	205	142	V
4	* 7.501	37.63	PK-U	35.5	-27.3	45.83	-	-	74	-28.17	-	-	5	157	H
	* 7.501	27.26	ADR	35.5	-27.3	35.46	54	-18.54	-	-	-	-	5	157	H
5	* 10.99	35.13	PK-U	38	-22.2	50.93	-	-	74	-23.07	-	-	6	311	H
	* 10.989	24.83	ADR	38	-22.1	40.73	54	-13.27	-	-	-	-	6	311	H
6	* 11.49	40.74	PK-U	38.3	-24.1	54.94	-	-	74	-19.06	-	-	135	164	V
	* 11.49	28.95	ADR	38.3	-24.1	43.15	54	-10.85	-	-	-	-	135	164	V

* - indicates frequency in CFR47 Pt 15 / IC RSS-Restricted Band
PK-U - U-NII: Maximum Peak
ADR - U-NII AD primary method, RMS average

UL VERIFICATION SERVICES INC. FORM NO: CCSUP4701J
47173 BENICIA STREET, FREMONT, CA 94538, USA TEL: (510) 771-1000 FAX: (510) 661-0888
This report shall not be reproduced except in full, without the written approval of UL Verification Services Inc.

MID CHANNEL HORIZONTAL

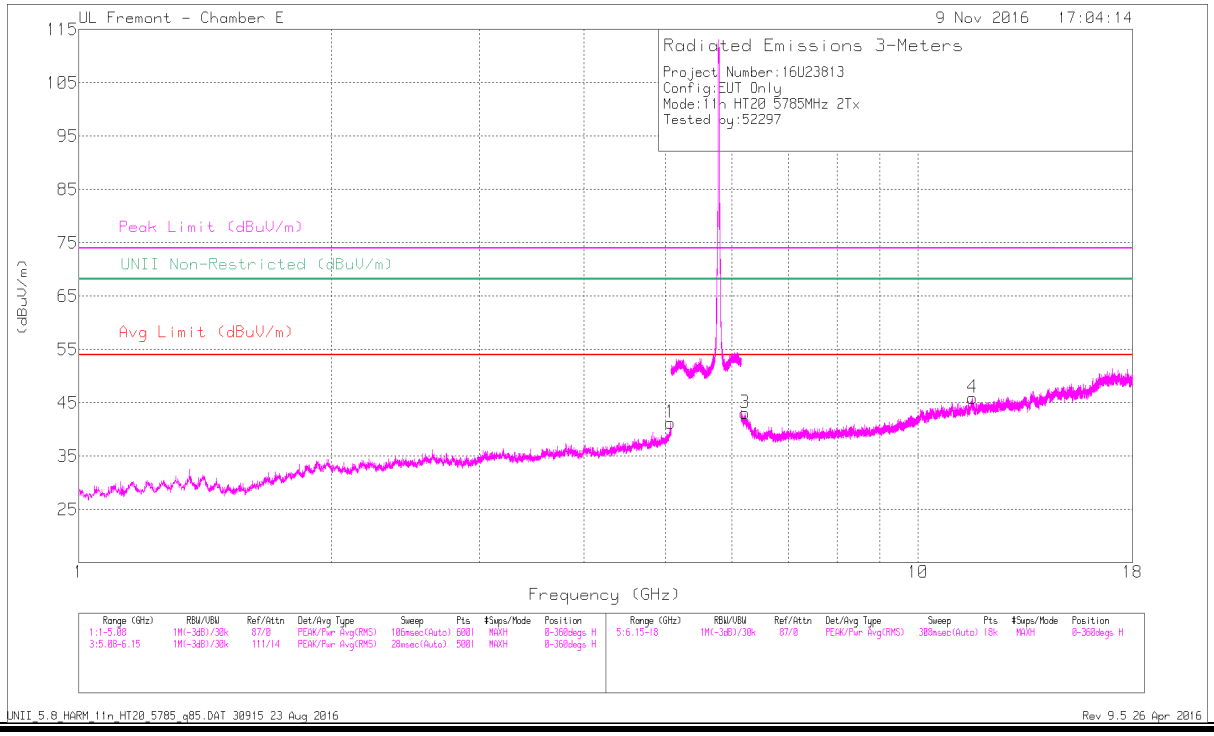

MID CHANNEL VERTICAL

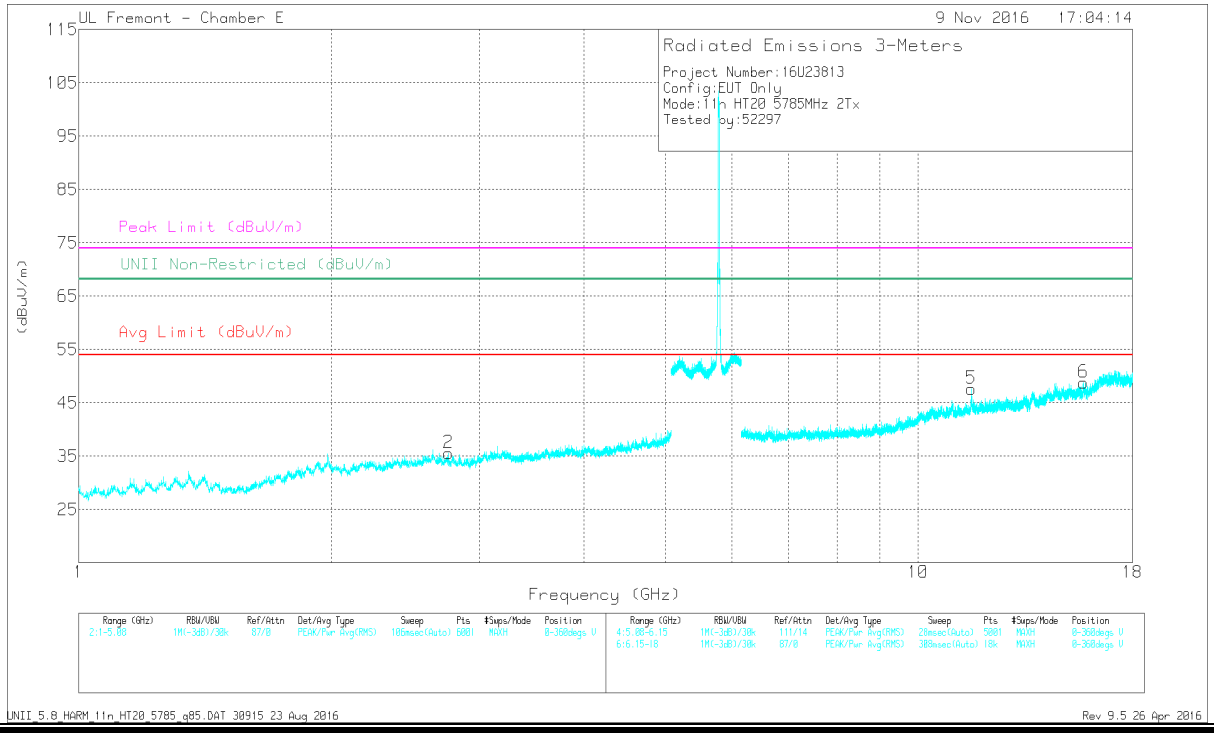

This report shall not be reproduced except in full, without the written approval of UL Verification Services Inc.

Marker	Frequency (GHz)	Meter Reading (dBuV)	Det	AF T711 (dB/m)	Amp/Cbl/Fltr/ Pad (dB)	Corrected Reading (dBuV/m)	Avg Limit (dBuV/ m)	Margin (dB)	Peak Limit (dBuV/m)	PK Margin (dB)	UNII Non-Restricted (dBuV/m)	PK Margin (dB)	Azimuth (Degs)	Heigh t (cm)	Polarity
1	* 5.063	42.74	PK-U	34	-27.8	48.94	-	-	74	-25.06	-	-	76	147	H
	* 5.063	30.83	ADR	34	-27.7	37.13	54	-16.87	-	-	-	-	76	147	H
2	* 2.754	30.2	ADR	32.5	-32.1	30.6	54	-23.4	-	-	-	-	116	204	V
	* 2.755	42.09	PK-U	32.5	-32.1	42.49	-	-	74	-31.51	-	-	116	204	V
3	6.208	41.04	PK-U	35.6	-28.1	48.54	-	-	-	-	68.2	-19.66	110	216	H
4	* 11.612	35.71	PK-U	38.4	-22.8	51.31	-	-	74	-22.69	-	-	219	204	H
	* 11.613	24.95	ADR	38.4	-22.8	40.55	54	-13.45	-	-	-	-	219	204	H
5	* 11.558	41.5	PK-U	38.4	-22.1	57.8	-	-	74	-16.2	-	-	139	103	V
	* 11.57	29.74	ADR	38.4	-22	46.14	54	-7.86	-	-	-	-	139	103	V
6	* 15.733	37.12	PK-U	40.5	-21.7	55.92	-	-	74	-18.08	-	-	160	177	V
	* 15.733	26.35	ADR	40.5	-21.7	45.15	54	-8.85	-	-	-	-	160	177	V

* - indicates frequency in CFR47 Pt 15 / IC RSS-Restricted Band
PK-U - U-NII: Maximum Peak
ADR - U-NII AD primary method, RMS average

UL VERIFICATION SERVICES INC. FORM NO: CCSUP4701J
47173 BENICIA STREET, FREMONT, CA 94538, USA TEL: (510) 771-1000 FAX: (510) 661-0888
This report shall not be reproduced except in full, without the written approval of UL Verification Services Inc.

HIGH CHANNEL HORIZONTAL

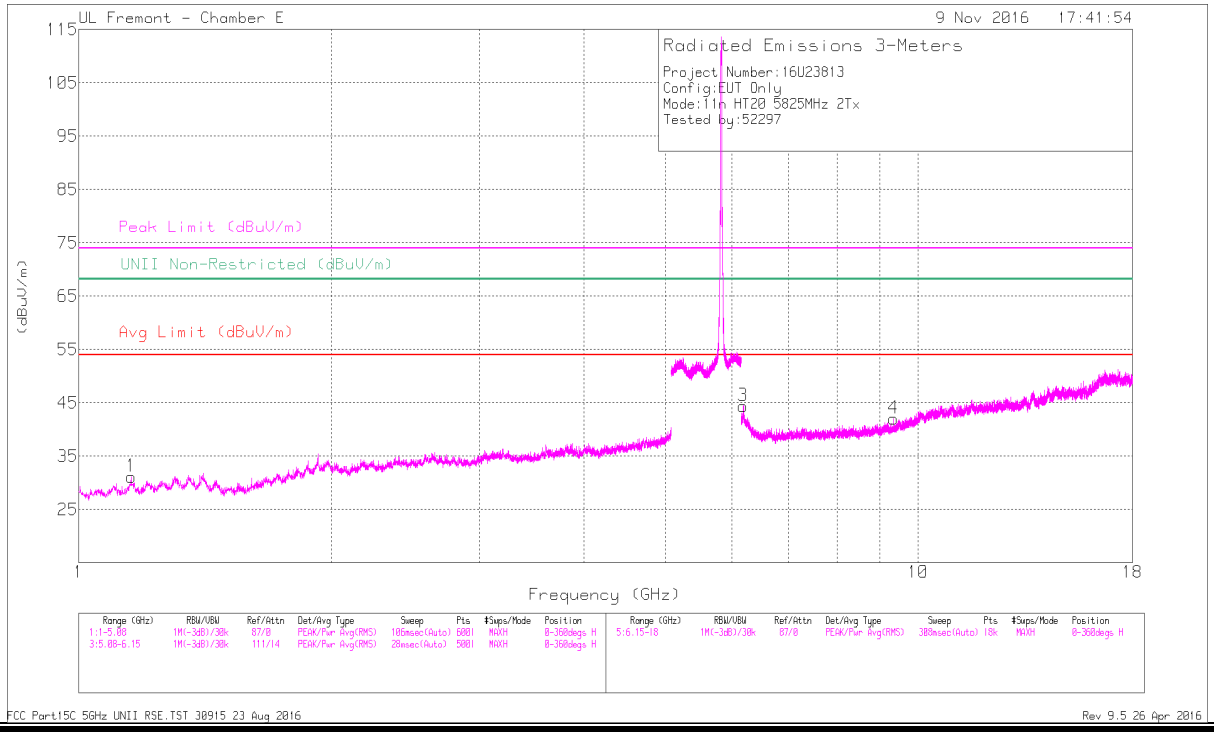

HIGH CHANNEL VERTICAL

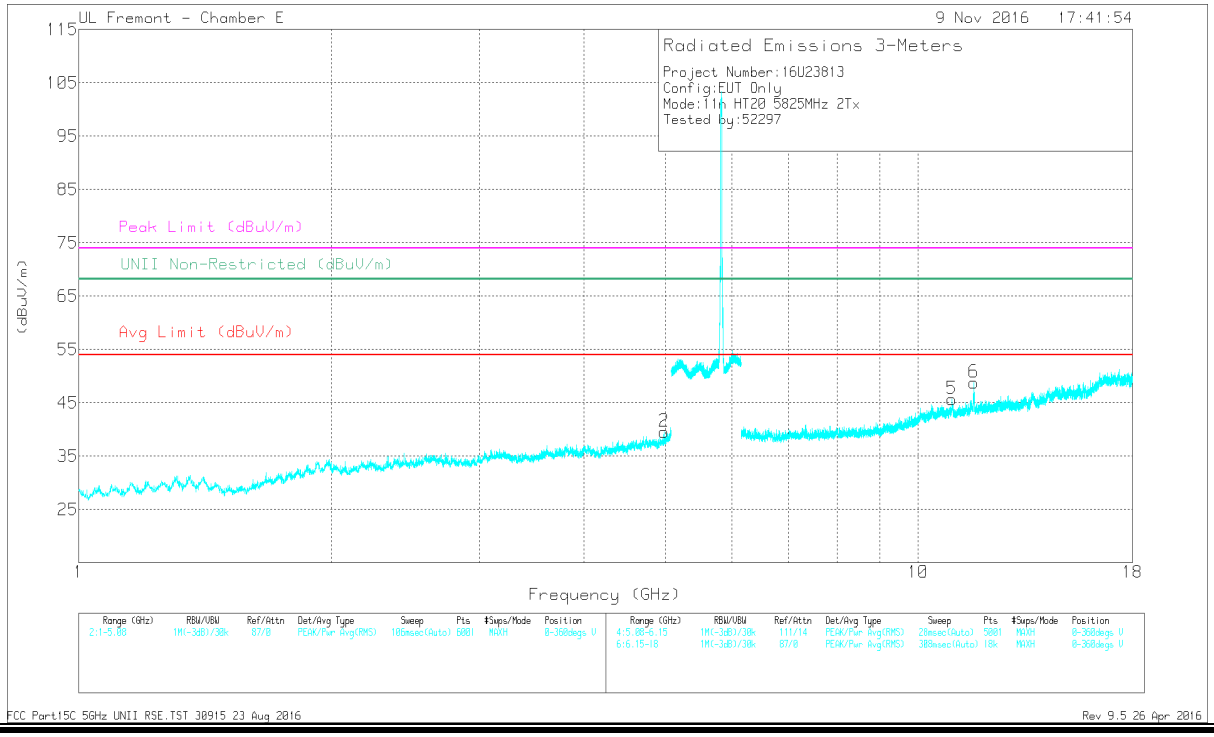

UL VERIFICATION SERVICES INC. FORM NO: CCSUP4701J
47173 BENICIA STREET, FREMONT, CA 94538, USA TEL: (510) 771-1000 FAX: (510) 661-0888
This report shall not be reproduced except in full, without the written approval of UL Verification Services Inc.

Marker	Frequency (GHz)	Meter Reading (dBuV)	Det	AF T711 (dB/m)	Amp/Cbl/Fltr/ Pad (dB)	Corrected Reading (dBuV/m)	Avg Limit (dBuV/m)	Margin (dB)	Peak Limit (dBuV/m)	PK Margin (dB)	UNII Non-Restricted (dBuV/m)	PK Margin (dB)	Azimuth (Degs)	Height (cm)	Polarity
1	* 1.156	44.76	PK-U	28.2	-35.3	37.66	-	-	74	-36.34	-	-	354	271	H
	* 1.153	33.45	ADR	28.1	-35.2	26.35	54	-27.65	-	-	-	-	354	271	H
2	* 4.981	39.97	PK-U	34	-29.3	44.67	-	-	74	-29.33	-	-	86	172	V
	* 4.979	29.8	ADR	34	-29.3	34.5	54	-19.5	-	-	-	-	86	172	V
3	6.187	43.39	PK-U	35.5	-28.1	50.79	-	-	-	-	68.2	-17.41	83	105	H
4	* 9.345	37.84	PK-U	36.2	-25.9	48.14	-	-	74	-25.86	-	-	223	362	H
	* 9.343	26.46	ADR	36.2	-25.9	36.76	54	-17.24	-	-	-	-	223	362	H
5	* 10.962	36.61	PK-U	38	-22.5	52.11	-	-	74	-21.89	-	-	102	240	V
	* 10.962	25.04	ADR	38	-22.5	40.54	54	-13.46	-	-	-	-	102	240	V
6	* 11.65	44.05	PK-U	38.5	-24.1	58.45	-	-	74	-15.55	-	-	147	101	V
	* 11.65	31.97	ADR	38.5	-24.1	46.37	54	-7.63	-	-	-	-	147	101	V

* - indicates frequency in CFR47 Pt 15 / IC RSS-Restricted Band
PK-U - U-NII: Maximum Peak
ADR - U-NII AD primary method, RMS average

This report shall not be reproduced except in full, without the written approval of UL Verification Services Inc.

9.1.39. 11n HT40 ANTENNA A SISO MODE IN THE 5.8GHz BAND

RESTRICTED BANDEDGE (LOW CHANNEL)

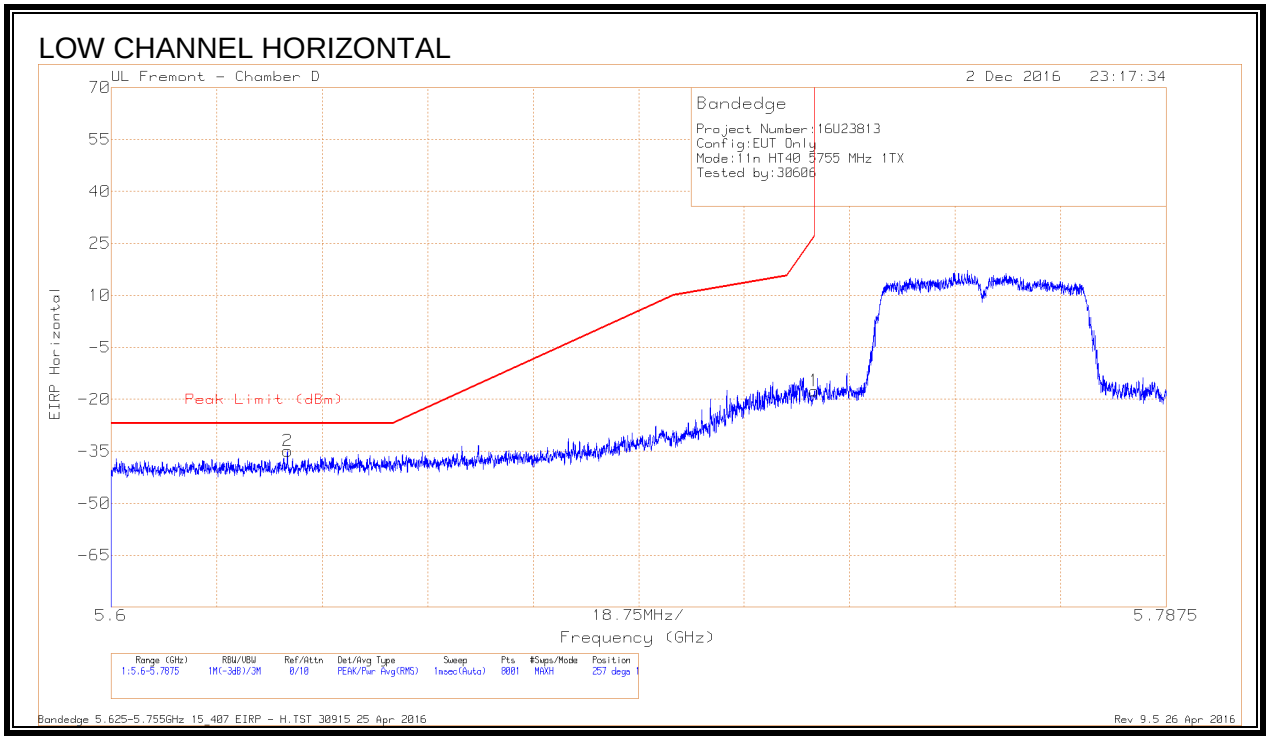

Marker	Frequency (GHz)	Meter Reading (dBm)	Det	AF T712 (dB/m)	Amp/Cbl/Fltr/Pad (dB)	Conversion Factor (dB)	DC Corr (dB)	Corrected Reading EIRP	Peak Limit (dBm)	PK Margin (dB)	Azimuth (Degs)	Height (cm)	Polarity
1	5.725	-46.66	Pk	34.8	-17.5	11.8	0	-17.56	26.99	-44.55	257	154	H
2	5.631	-63.79	Pk	34.6	-17.5	11.8	0	-34.89	-27	-7.89	257	154	H

Pk - Peak detector

UL VERIFICATION SERVICES INC. FORM NO: CCSUP4701J
47173 BENICIA STREET, FREMONT, CA 94538, USA TEL: (510) 771-1000 FAX: (510) 661-0888
This report shall not be reproduced except in full, without the written approval of UL Verification Services Inc.

LOW CHANNEL VERTICAL

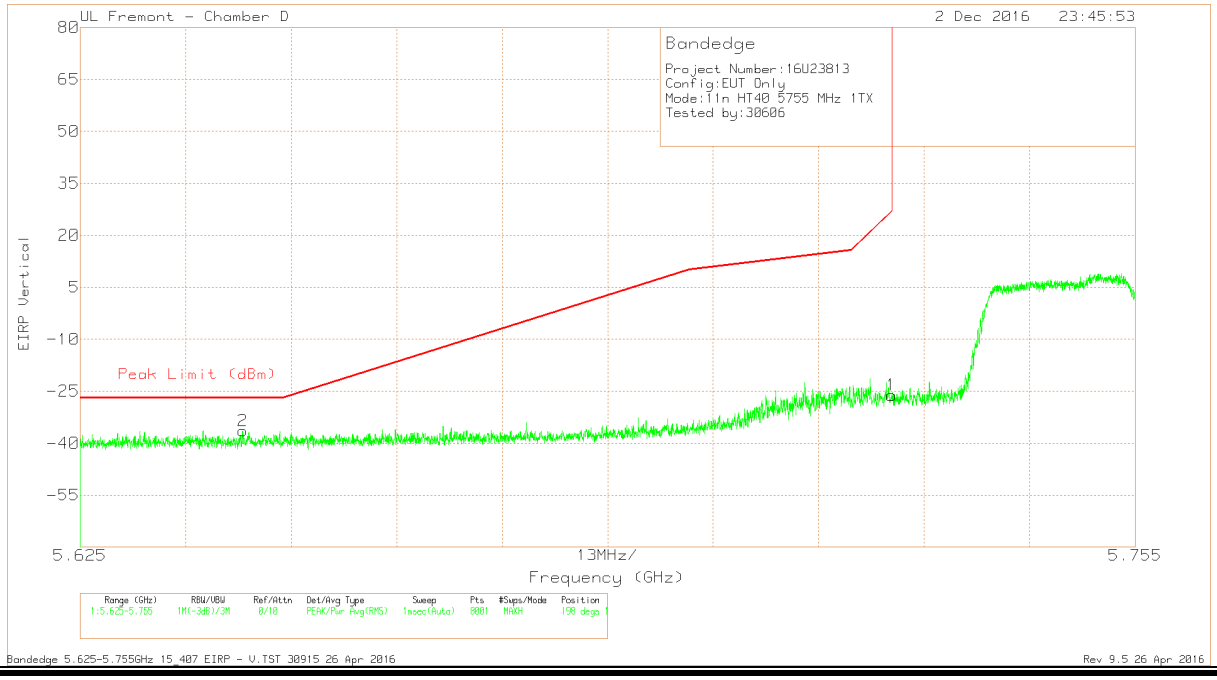

Marker	Frequency (GHz)	Meter Reading (dBm)	Det	AF T712 (dB/m)	Amp/Cbl/Fltr/Pad (dB)	Conversion Factor (dB)	DC Corr (dB)	Corrected Reading EIRP	Peak Limit (dBm)	PK Margin (dB)	Azimuth (Degs)	Height (cm)	Polarity
1	5.725	-55.26	Pk	34.8	-17.5	11.8	0	-26.16	26.97	-53.13	198	103	V
2	5.645	-65.36	Pk	34.6	-17.5	11.8	0	-36.46	-27	-9.46	198	103	V

Pk - Peak detector

This report shall not be reproduced except in full, without the written approval of UL Verification Services Inc.

AUTHORIZED BANDEDGE (HIGH CHANNEL)

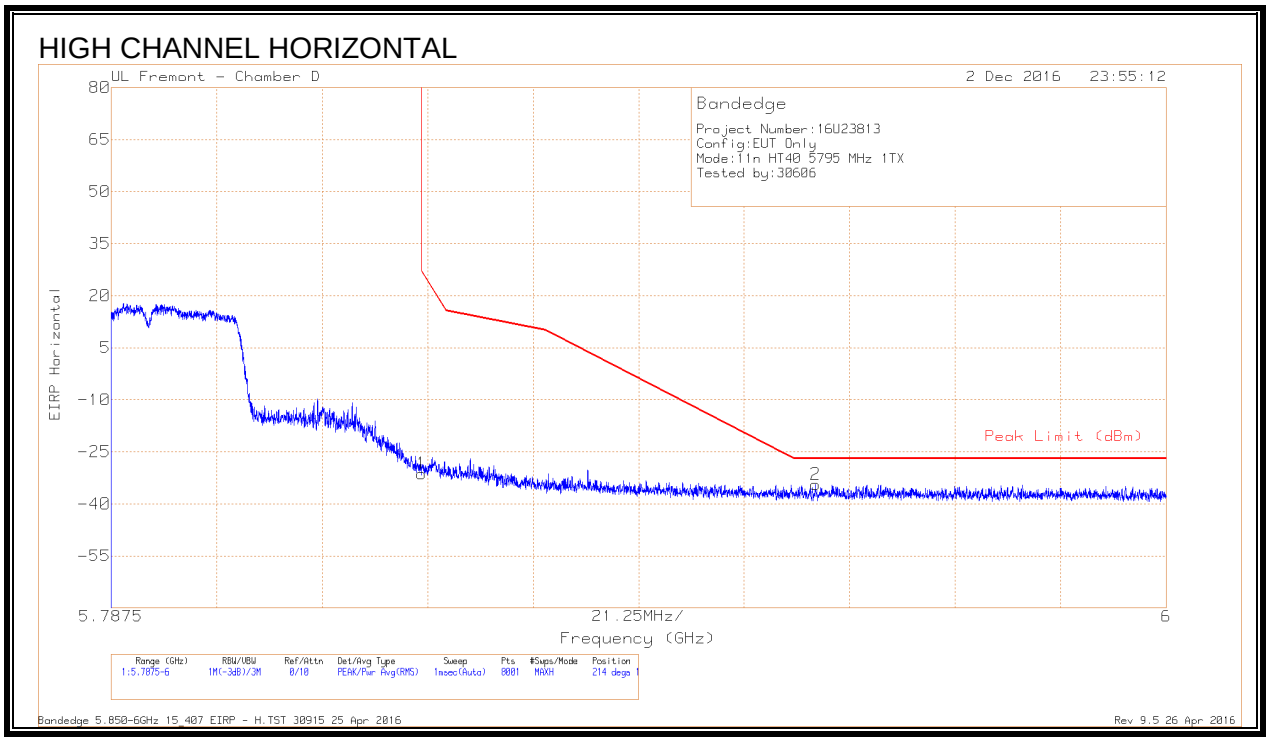

Marker	Frequency (GHz)	Meter Reading (dBm)	Det	AF T712 (dB/m)	Amp/Cbl/Fltr/Pad (dB)	Conversion Factor (dB)	DC Corr (dB)	Corrected Reading EIRP	Peak Limit (dBm)	PK Margin (dB)	Azimuth (Degs)	Height (cm)	Polarity
1	5.85	-60.45	Pk	34.9	-17.5	11.8	0	-31.25	26.99	-58.24	214	161	H
2	5.929	-63.88	Pk	35	-17.3	11.8	0	-34.38	-27	-7.38	214	161	H

Pk - Peak detector

UL VERIFICATION SERVICES INC. FORM NO: CCSUP4701J
47173 BENICIA STREET, FREMONT, CA 94538, USA TEL: (510) 771-1000 FAX: (510) 661-0888
This report shall not be reproduced except in full, without the written approval of UL Verification Services Inc.

HIGH CHANNEL VERTICAL

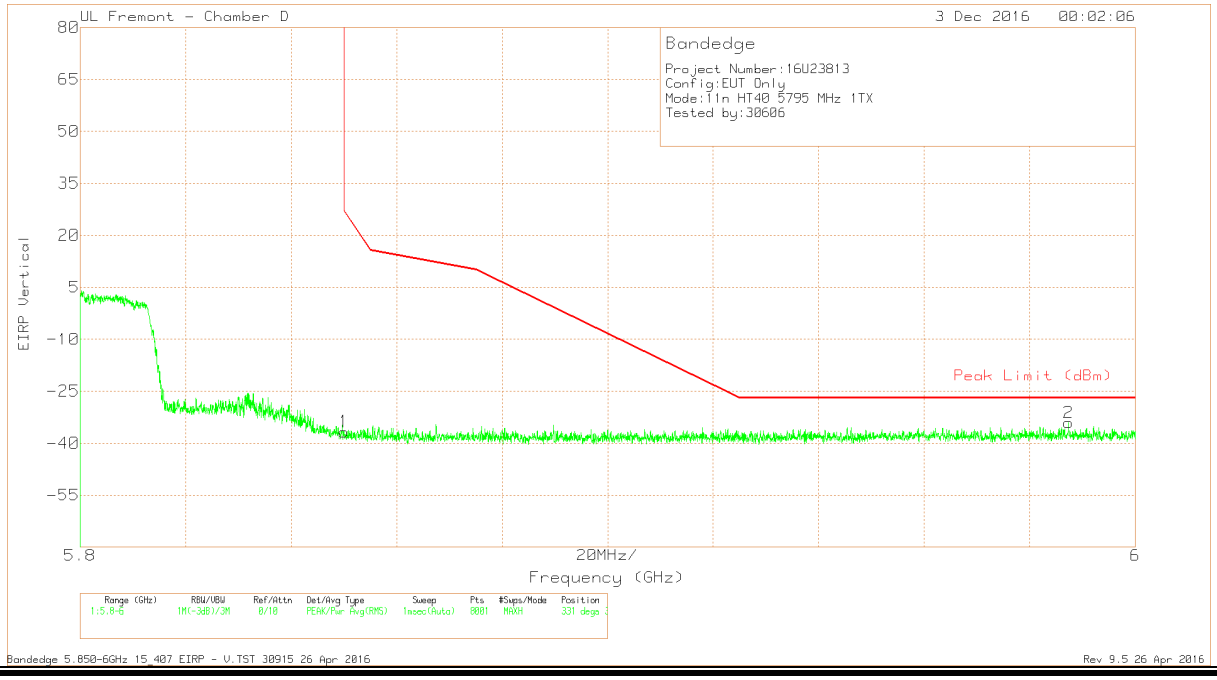

Marker	Frequency (GHz)	Meter Reading (dBm)	Det	AF T712 (dB/m)	Amp/Cbl/Fltr/Pad (dB)	Conversion Factor (dB)	DC Corr (dB)	Corrected Reading EIRP	Peak Limit (dBm)	PK Margin (dB)	Azimuth (Degs)	Height (cm)	Polarity
1	5.85	-65.93	Pk	34.9	-17.5	11.8	0	-36.73	26.94	-63.67	331	313	V
2	5.987	-63.58	Pk	35.1	-17.4	11.8	0	-34.08	-27	-7.08	331	313	V

Pk - Peak detector

UL VERIFICATION SERVICES INC. FORM NO: CCSUP4701J
47173 BENICIA STREET, FREMONT, CA 94538, USA TEL: (510) 771-1000 FAX: (510) 661-0888
This report shall not be reproduced except in full, without the written approval of UL Verification Services Inc.

HARMONICS AND SPURIOUS EMISSIONS

LOW CHANNEL HORIZONTAL

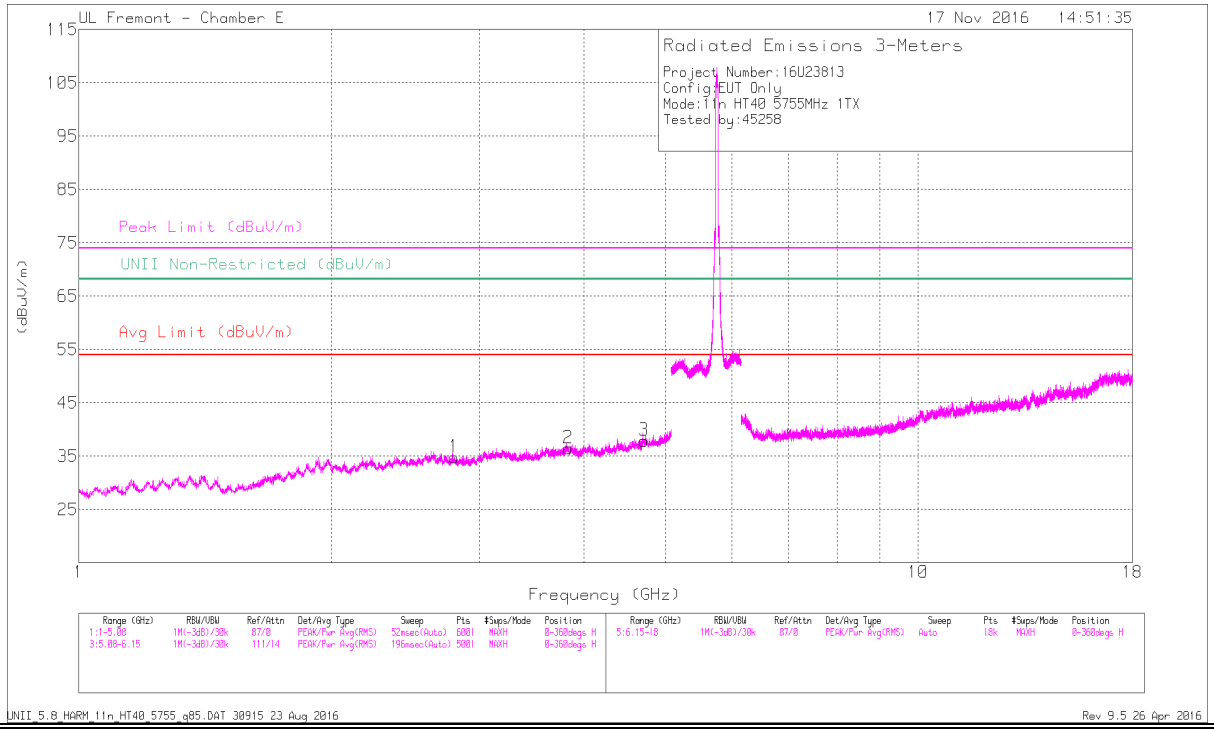

LOW CHANNEL VERTICAL

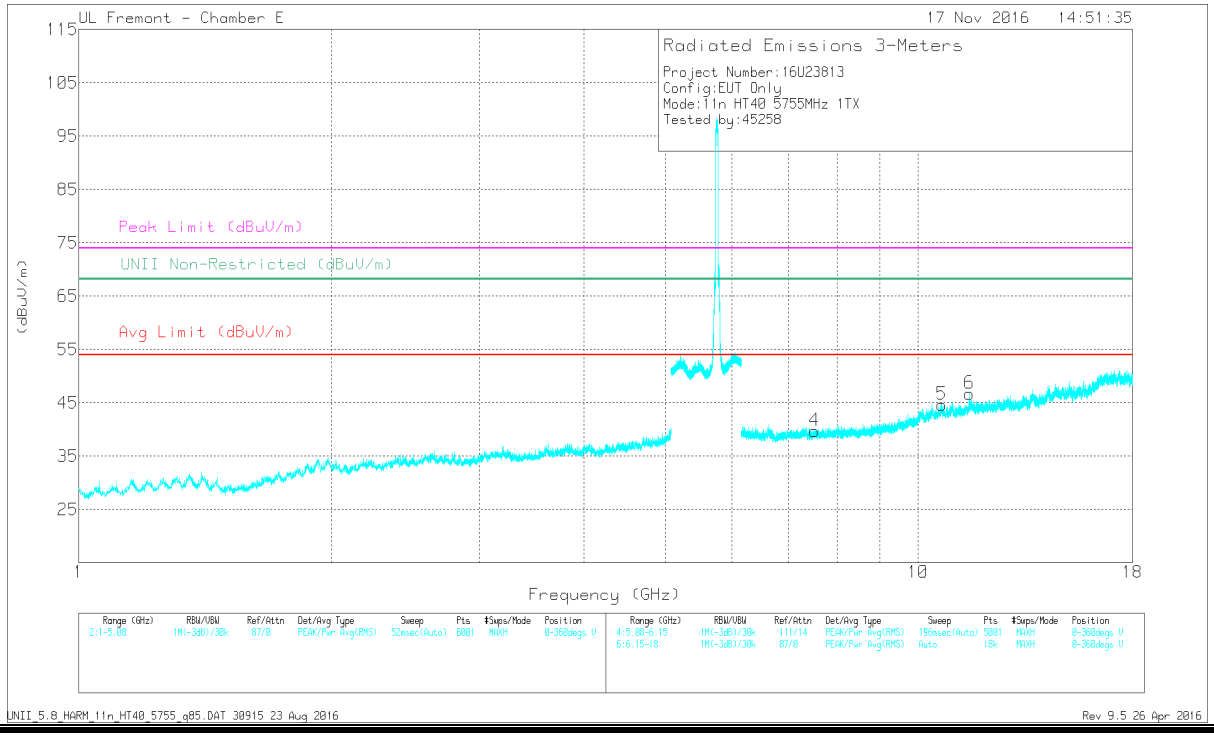

This report shall not be reproduced except in full, without the written approval of UL Verification Services Inc.

Marker	Frequency (GHz)	Meter Reading (dBuV)	Det	AF T711 (dB/m)	Amp/Cbl/Fltr/Pad (dB)	DC Corr (dB)	Corrected Reading (dBuV/m)	Avg Limit (dBuV/m)	Margin (dB)	Peak Limit (dBuV/m)	PK Margin (dB)	UNII Non-Restricted (dBuV/m)	PK Margin (dB)	Azimuth (Degs)	Height (cm)	Polarity
1	* 2.802	42.04	PK-U	32.4	-31.8	0	42.64	-	-	74	-31.36	-	-	66	151	H
	* 2.803	30.86	ADR	32.4	-31.9	.1	31.46	54	-22.54	-	-	-	-	66	151	H
2	* 3.825	39.74	PK-U	33.1	-29.6	0	43.24	-	-	74	-30.76	-	-	138	244	H
	* 3.827	29.75	ADR	33.1	-29.7	.1	33.25	54	-20.75	-	-	-	-	138	244	H
3	* 4.715	40.35	PK-U	34	-29	0	45.35	-	-	74	-28.65	-	-	241	135	H
	* 4.713	29.59	ADR	34	-29.1	.1	34.59	54	-19.41	-	-	-	-	241	135	H
4	* 11.509	39.14	PK-U	38.3	-23.8	0	53.64	-	-	74	-20.36	-	-	139	139	V
	* 11.51	28.99	ADR	38.3	-23.7	.1	43.69	54	-10.31	-	-	-	-	139	139	V
5	* 7.527	37.17	PK-U	35.6	-26.7	0	46.07	-	-	74	-27.93	-	-	318	182	V
	* 7.53	27.46	ADR	35.6	-26.7	.1	36.46	54	-17.54	-	-	-	-	318	182	V
6	* 10.666	36.21	PK-U	37.9	-22.8	0	51.31	-	-	74	-22.69	-	-	260	211	V
	* 10.666	25.8	ADR	37.9	-22.8	.1	41	54	-13	-	-	-	-	260	211	V

* - indicates frequency in CFR47 Pt 15 / IC RSS-Restricted Band
PK-U - U-NII: Maximum Peak
ADR - U-NII AD primary method, RMS average

UL VERIFICATION SERVICES INC. FORM NO: CCSUP4701J
47173 BENICIA STREET, FREMONT, CA 94538, USA TEL: (510) 771-1000 FAX: (510) 661-0888
This report shall not be reproduced except in full, without the written approval of UL Verification Services Inc.

HIGH CHANNEL HORIZONTAL

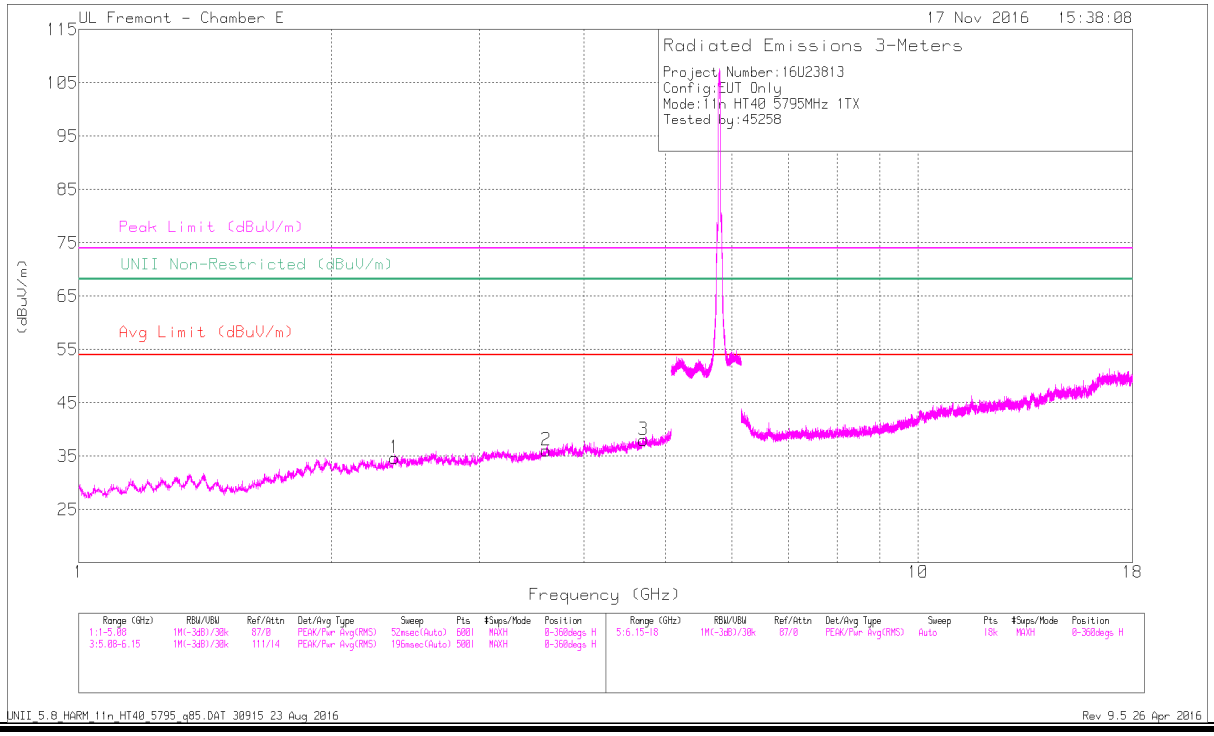

HIGH CHANNEL VERTICAL

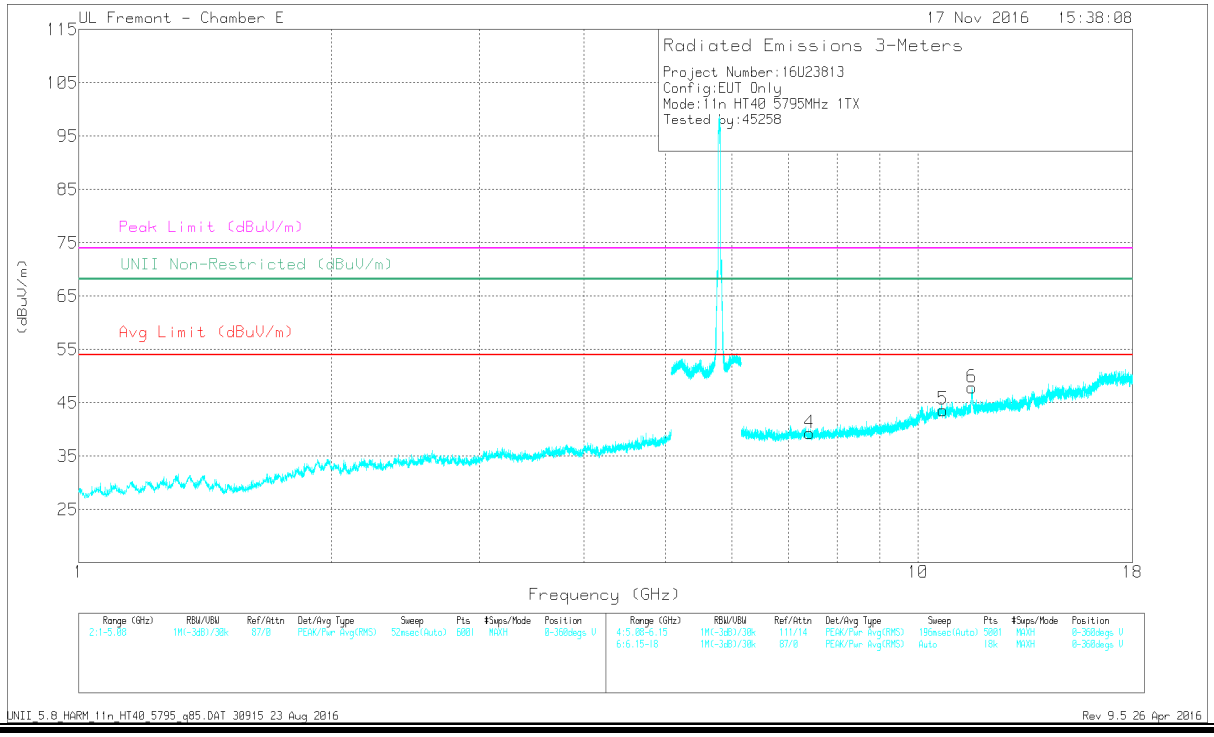

UL VERIFICATION SERVICES INC. FORM NO: CCSUP4701J
47173 BENICIA STREET, FREMONT, CA 94538, USA TEL: (510) 771-1000 FAX: (510) 661-0888
This report shall not be reproduced except in full, without the written approval of UL Verification Services Inc.

Marker	Frequency (GHz)	Meter Reading (dBuV)	Det	AF T711 (dB/m)	Amp/Cbl/Fltr/Pad (dB)	DC Corr (dB)	Corrected Reading (dBuV/m)	Avg Limit (dBuV/m)	Margin (dB)	Peak Limit (dBuV/m)	PK Margin (dB)	UNII Non-Restricted (dBuV/m)	PK Margin (dB)	Azimuth (Degs)	Height (cm)	Polarity
1	* 2.38	41.29	PK-U	32	-31.9	0	41.39	-	-	74	-32.61	-	-	261	163	H
	* 2.378	30.93	ADR	32	-31.9	.1	31.13	54	-22.87	-	-	-	-	261	163	H
2	* 3.602	41.08	PK-U	33	-30.6	0	43.48	-	-	74	-30.52	-	-	199	215	H
	* 3.601	30.06	ADR	33	-30.6	.1	32.56	54	-21.44	-	-	-	-	199	215	H
3	* 4.704	40.57	PK-U	34	-28.8	0	45.77	-	-	74	-28.23	-	-	250	100	H
	* 4.705	29.83	ADR	34	-28.9	.1	35.03	54	-18.97	-	-	-	-	250	100	H
4	* 11.591	39.48	PK-U	38.4	-22.5	0	55.38	-	-	74	-18.62	-	-	322	142	V
	* 11.591	28.73	ADR	38.4	-22.5	.1	44.73	54	-9.27	-	-	-	-	322	142	V
5	* 7.424	38.07	PK-U	35.6	-27.5	0	46.17	-	-	74	-27.83	-	-	318	179	V
	* 7.421	28.18	ADR	35.6	-27.6	.1	36.28	54	-17.72	-	-	-	-	318	179	V
6	* 10.708	35.66	PK-U	37.9	-23.3	0	50.26	-	-	74	-23.74	-	-	244	217	V
	* 10.706	25.83	ADR	37.9	-23.3	.1	40.53	54	-13.47	-	-	-	-	244	217	V

* - indicates frequency in CFR47 Pt 15 / IC RSS-Restricted Band
PK-U - U-NII: Maximum Peak
ADR - U-NII AD primary method, RMS average

UL VERIFICATION SERVICES INC. FORM NO: CCSUP4701J
47173 BENICIA STREET, FREMONT, CA 94538, USA TEL: (510) 771-1000 FAX: (510) 661-0888
This report shall not be reproduced except in full, without the written approval of UL Verification Services Inc.

9.1.40. 11n HT40 ANTENNA B SISO MODE IN THE 5.8GHz BAND

RESTRICTED BANDEDGE (LOW CHANNEL)

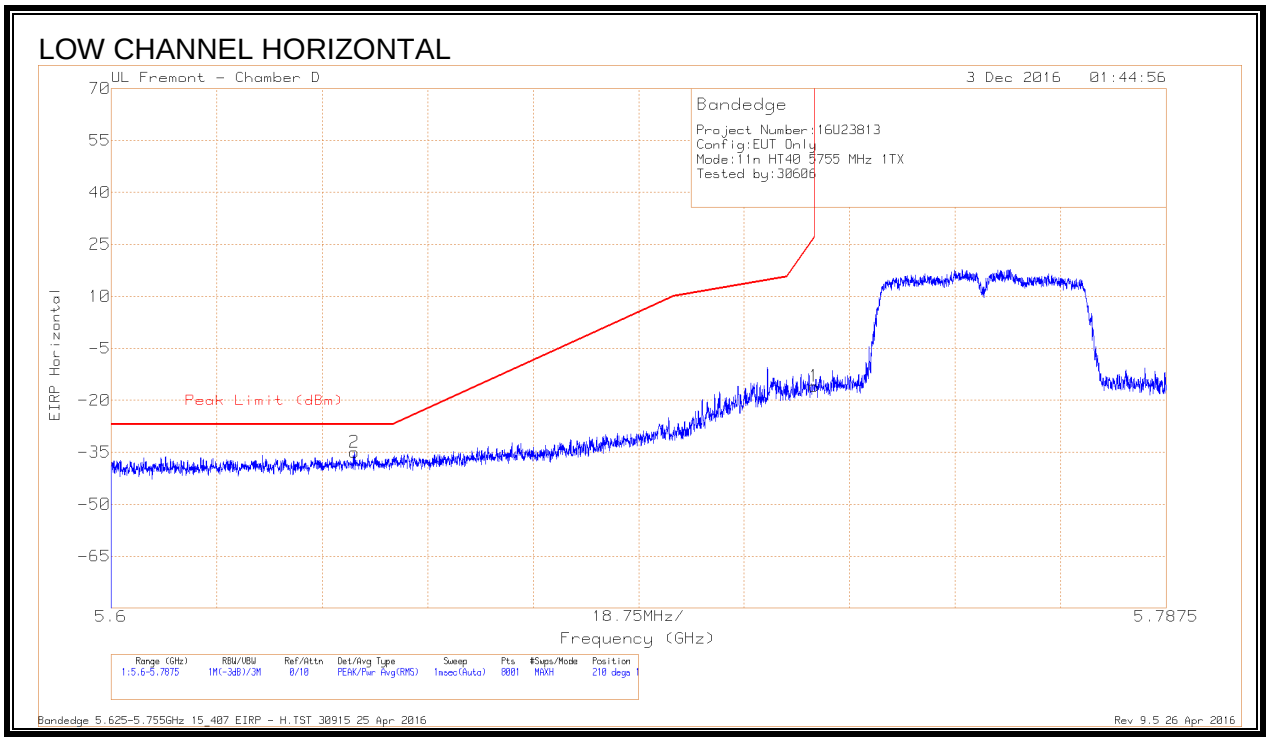

Marker	Frequency (GHz)	Meter Reading (dBm)	Det	AF T712 (dB/m)	Amp/Cbl/Fltr/Pad (dB)	Conversion Factor (dB)	DC Corr (dB)	Corrected Reading EIRP	Peak Limit (dBm)	PK Margin (dB)	Azimuth (Degs)	Height (cm)	Polarity
1	5.725	-45.02	Pk	34.8	-17.5	11.8	0	-15.92	26.99	-42.91	210	128	H
2	5.643	-63.77	Pk	34.6	-17.6	11.8	0	-34.97	-27	-7.97	210	128	H

Pk - Peak detector

This report shall not be reproduced except in full, without the written approval of UL Verification Services Inc.

LOW CHANNEL VERTICAL

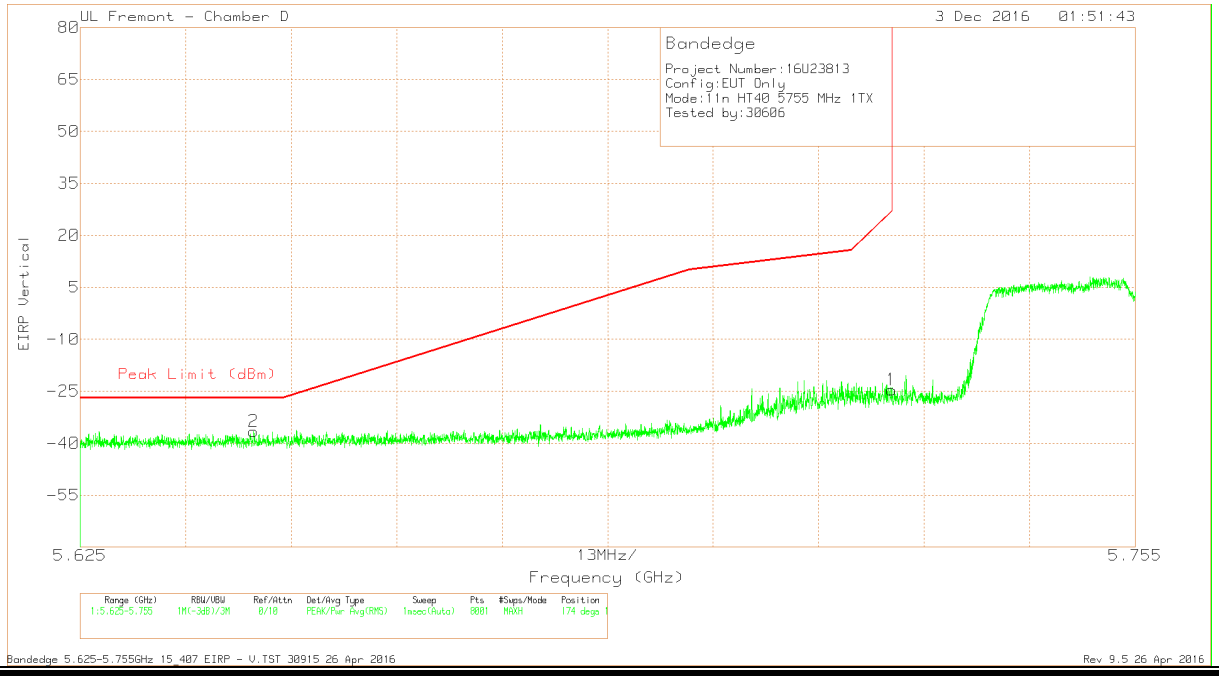

Marker	Frequency (GHz)	Meter Reading (dBm)	Det	AF T712 (dB/m)	Amp/Cbl/Fltr/Pad (dB)	Conversion Factor (dB)	DC Corr (dB)	Corrected Reading EIRP	Peak Limit (dBm)	PK Margin (dB)	Azimuth (Degs)	Height (cm)	Polarity
1	5.725	-53.69	Pk	34.8	-17.5	11.8	0	-24.59	26.97	-51.56	174	117	V
2	5.646	-65.47	Pk	34.6	-17.5	11.8	0	-36.57	-27	-9.57	174	117	V

Pk - Peak detector

This report shall not be reproduced except in full, without the written approval of UL Verification Services Inc.

AUTHORIZED BANDEDGE (HIGH CHANNEL)

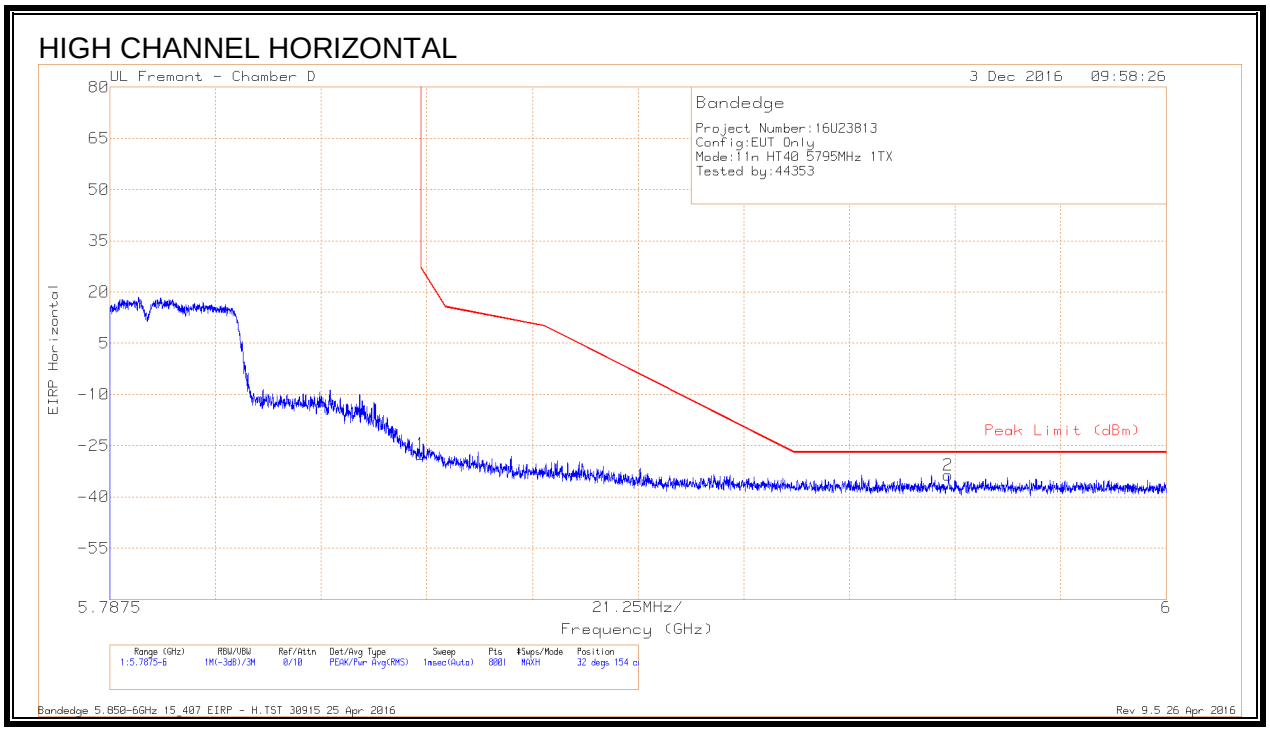

Marker	Frequency (GHz)	Meter Reading (dBm)	Det	AF T712 (dB/m)	Amp/Cbl/Fltr/Pad (dB)	Conversion Factor (dB)	DC Corr (dB)	Corrected Reading EIRP	Peak Limit (dBm)	PK Margin (dB)	Azimuth (Degs)	Height (cm)	Polarity
1	5.85	-56.64	Pk	34.9	-17.5	11.8	0	-27.44	26.99	-54.43	32	154	H
2	5.956	-63	Pk	35	-17.4	11.8	0	-33.6	-27	-6.6	32	154	H

Pk - Peak detector

UL VERIFICATION SERVICES INC. FORM NO: CCSUP4701J
47173 BENICIA STREET, FREMONT, CA 94538, USA TEL: (510) 771-1000 FAX: (510) 661-0888
This report shall not be reproduced except in full, without the written approval of UL Verification Services Inc.

HIGH CHANNEL VERTICAL

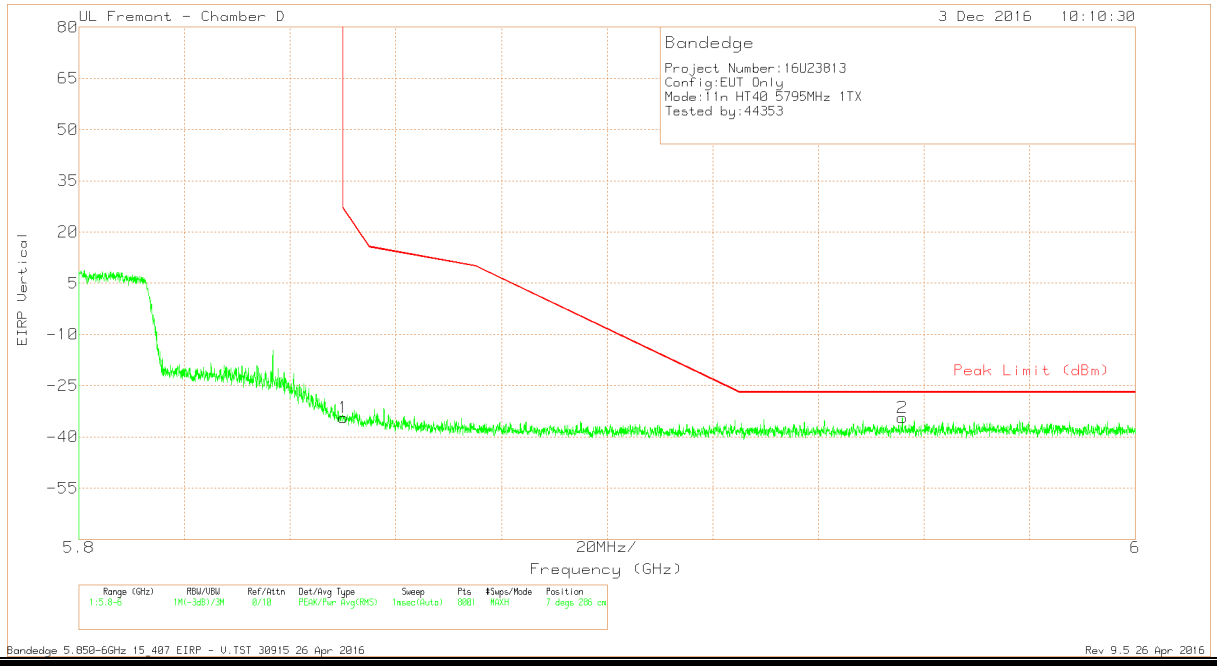

Marker	Frequency (GHz)	Meter Reading (dBm)	Det	AF T712 (dB/m)	Amp/Cbl/Fltr/Pad (dB)	Conversion Factor (dB)	DC Corr (dB)	Corrected Reading EIRP	Peak Limit (dBm)	PK Margin (dB)	Azimuth (Degs)	Height (cm)	Polarity
1	5.85	-63.62	Pk	34.9	-17.5	11.8	0	-34.42	26.94	-61.36	7	286	V
2	5.956	-63.72	Pk	35	-17.4	11.8	0	-34.32	-27	-7.32	7	286	V

Pk - Peak detector

This report shall not be reproduced except in full, without the written approval of UL Verification Services Inc.

HARMONICS AND SPURIOUS EMISSIONS

LOW CHANNEL HORIZONTAL

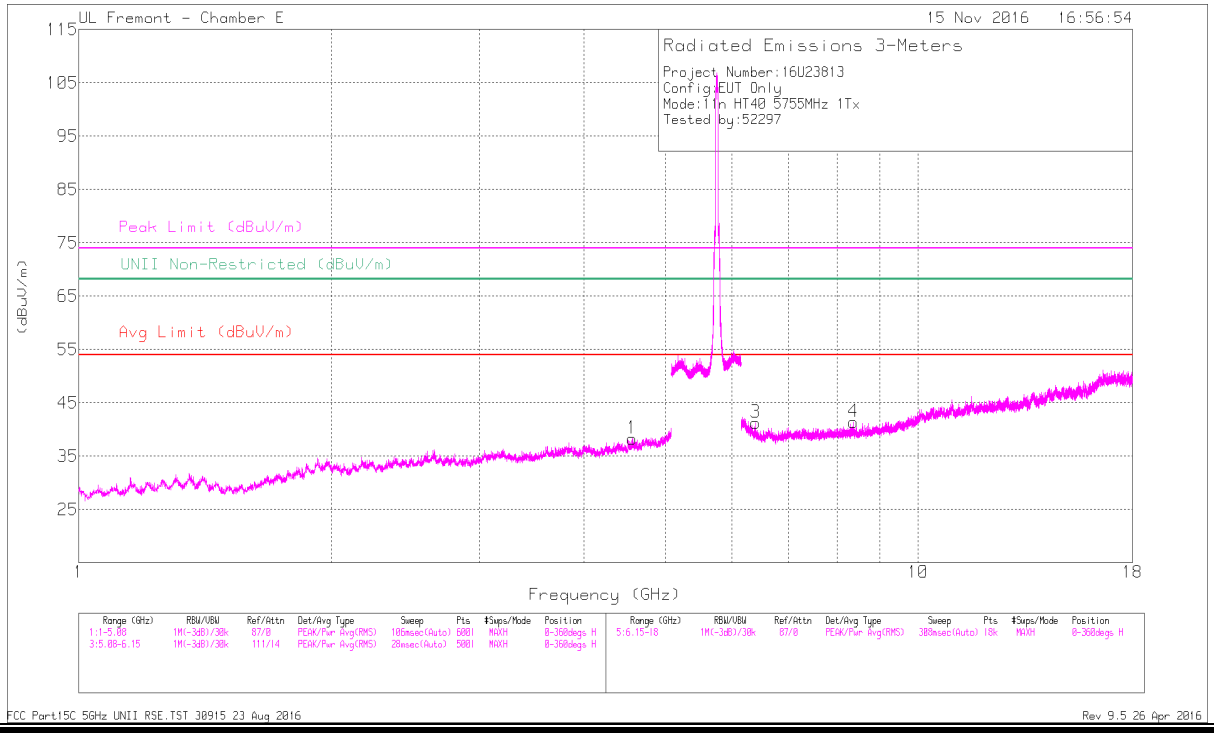

LOW CHANNEL VERTICAL

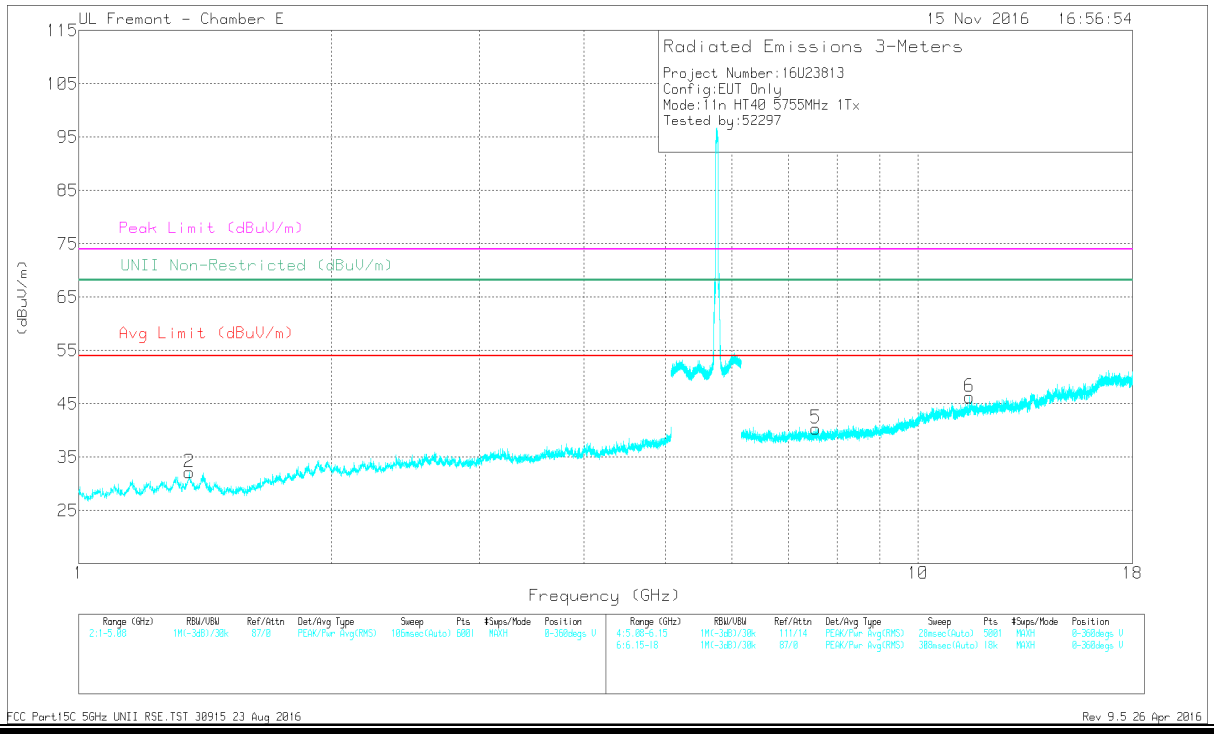

This report shall not be reproduced except in full, without the written approval of UL Verification Services Inc.

Marker	Frequency (GHz)	Meter Reading (dBuV)	Det	AF T711 (dB/m)	Amp/Cbl/Fltr/Pad (dB)	DC Corr (dB)	Corrected Reading (dBuV/m)	Avg Limit (dBuV/m)	Margin (dB)	Peak Limit (dBuV/m)	PK Margin (dB)	UNII Non-Restricted (dBuV/m)	PK Margin (dB)	Azimuth (Degs)	Height (cm)	Polarity
1	* 4.56	39.39	PK-U	33.8	-29.2	0	43.99	-	-	74	-30.01	-	-	47	169	H
	* 4.56	28.67	ADR	33.8	-29.2	.1	33.37	54	-20.63	-	-	-	-	47	169	H
2	* 1.354	44.49	PK-U	29.2	-34.8	0	38.89	-	-	74	-35.11	-	-	255	148	V
	* 1.353	33.2	ADR	29.2	-34.8	.1	27.7	54	-26.3	-	-	-	-	255	148	V
3	6.399	39.23	PK-U	35.6	-27.5	0	47.33	-	-	-	-	68.2	-20.87	223	130	H
4	* 8.375	37.62	PK-U	35.7	-26.5	0	46.82	-	-	74	-27.18	-	-	221	390	H
	* 8.373	27	ADR	35.7	-26.5	.1	36.3	54	-17.7	-	-	-	-	221	390	H
5	* 7.547	37.63	PK-U	35.6	-26.5	0	46.73	-	-	74	-27.27	-	-	280	199	V
	* 7.546	26.92	ADR	35.6	-26.4	.1	36.22	54	-17.78	-	-	-	-	280	199	V
6	* 11.51	39.5	PK-U	38.3	-23.7	0	54.1	-	-	74	-19.9	-	-	209	119	V
	* 11.51	28.76	ADR	38.3	-23.7	.1	43.46	54	-10.54	-	-	-	-	209	119	V

* - indicates frequency in CFR47 Pt 15 / IC RSS-Restricted Band
PK-U - U-NII: Maximum Peak
ADR - U-NII AD primary method, RMS average

UL VERIFICATION SERVICES INC. FORM NO: CCSUP4701J
47173 BENICIA STREET, FREMONT, CA 94538, USA TEL: (510) 771-1000 FAX: (510) 661-0888
This report shall not be reproduced except in full, without the written approval of UL Verification Services Inc.

HIGH CHANNEL HORIZONTAL

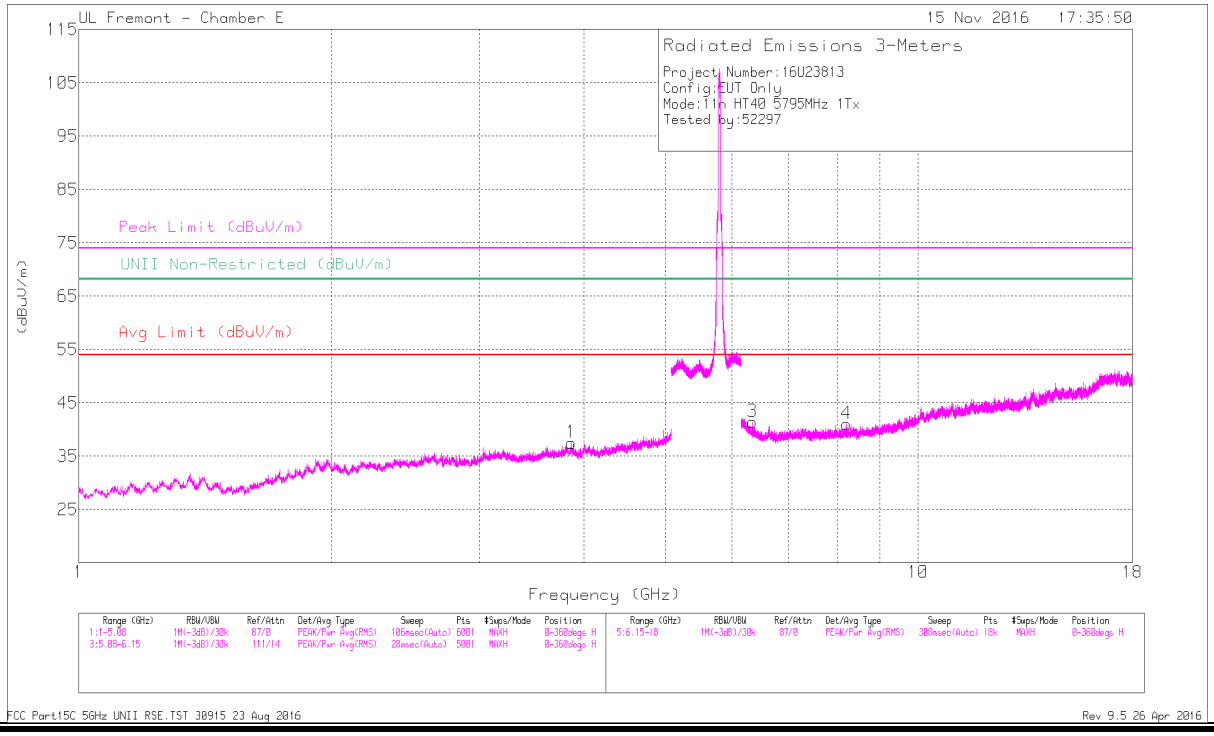

HIGH CHANNEL VERTICAL

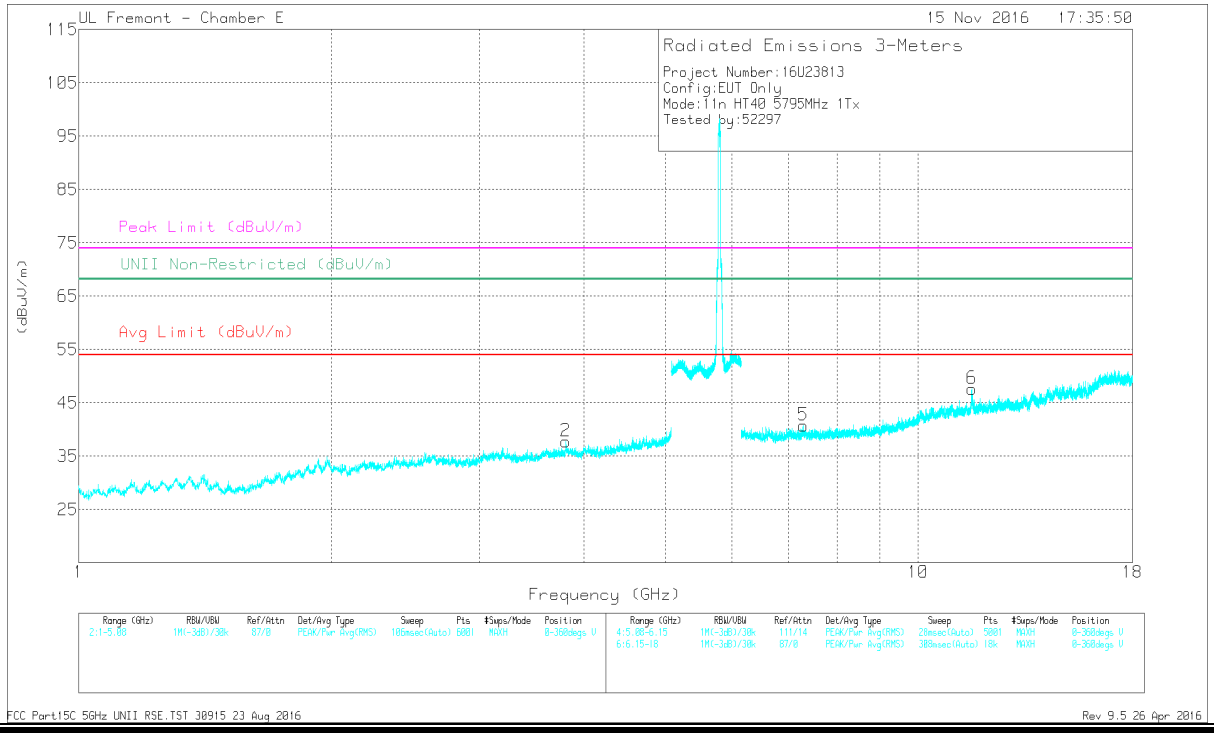

This report shall not be reproduced except in full, without the written approval of UL Verification Services Inc.

Marker	Frequency (GHz)	Meter Reading (dBuV)	Det	AF T711 (dB/m)	Amp/Cbl/ Fltr/Pad (dB)	DC Corr (dB)	Corrected Reading (dBuV/m)	Avg Limit (dBuV/ m)	Margin (dB)	Peak Limit (dBuV/ m)	PK Margin (dB)	UNII Non-Restricted (dBuV/ m)	PK Margin (dB)	Azimuth (Degs)	Height (cm)	Polarity
1	* 3.864	40.26	PK-U	33.2	-29.6	0	43.86	-	-	74	-30.14	-	-	39	357	H
	* 3.865	29.06	ADR	33.2	-29.6	.1	32.76	54	-21.24	-	-	-	-	39	357	H
2	* 3.804	40.39	PK-U	33.1	-29.9	0	43.59	-	-	74	-30.41	-	-	228	322	V
	* 3.807	29.23	ADR	33.1	-29.7	.1	32.73	54	-21.27	-	-	-	-	228	322	V
3	6.349	39.87	PK-U	35.6	-28.7	0	46.77	-	-	-	-	68.2	-21.43	257	139	H
4	* 8.219	38.32	PK-U	35.8	-26.9	0	47.22	-	-	74	-26.78	-	-	156	162	H
	* 8.218	27.26	ADR	35.8	-26.9	.1	36.26	54	-17.74	-	-	-	-	156	162	H
5	* 7.297	37.32	PK-U	35.6	-26.2	0	46.72	-	-	74	-27.28	-	-	167	290	V
	* 7.297	26.56	ADR	35.6	-26.2	.1	36.06	54	-17.94	-	-	-	-	167	290	V
6	* 11.59	38.52	PK-U	38.4	-22.5	0	54.42	-	-	74	-19.58	-	-	213	213	V
	* 11.59	28.71	ADR	38.4	-22.5	.1	44.71	54	-9.29	-	-	-	-	213	213	V

* - indicates frequency in CFR47 Pt 15 / IC RSS-Restricted Band
PK-U - U-NII: Maximum Peak
ADR - U-NII AD primary method, RMS average

This report shall not be reproduced except in full, without the written approval of UL Verification Services Inc.

9.1.41. 11n HT40 2TX CDD MIMO MODE IN THE 5.8GHz BAND

RESTRICTED BANDEDGE (LOW CHANNEL) FCC

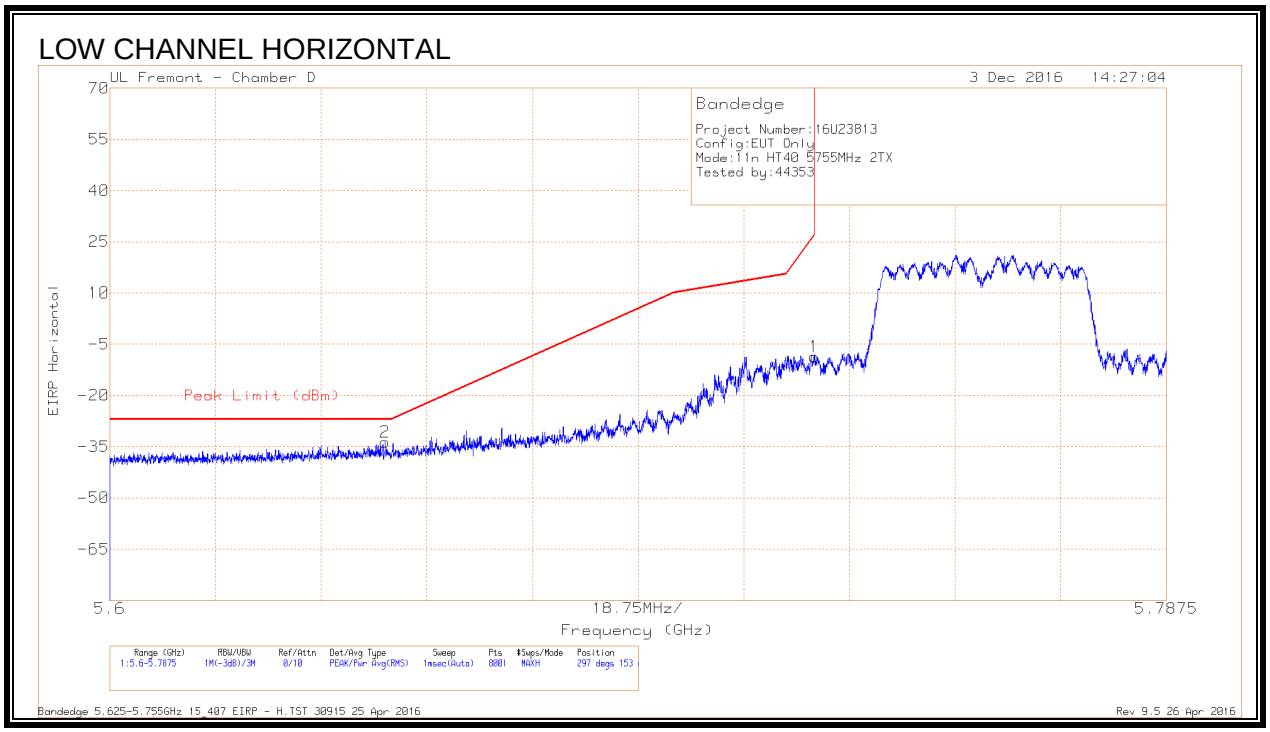

Marker	Frequency (GHz)	Meter Reading (dBm)	Det	AF T712 (dB/m)	Amp/Cbl/Fltr/Pad (dB)	Conversion Factor (dB)	DC Corr (dB)	Corrected Reading EIRP	Peak Limit (dBm)	PK Margin (dB)	Azimuth (Degs)	Height (cm)	Polarity
1	5.725	-37.77	Pk	34.8	-17.5	11.8	0	-8.67	26.99	-35.66	297	153	H
2	5.649	-62.52	Pk	34.6	-17.5	11.8	0	-33.62	-27	-6.62	297	153	H

Pk - Peak detector

UL VERIFICATION SERVICES INC. FORM NO: CCSUP4701J
47173 BENICIA STREET, FREMONT, CA 94538, USA TEL: (510) 771-1000 FAX: (510) 661-0888
This report shall not be reproduced except in full, without the written approval of UL Verification Services Inc.

LOW CHANNEL VERTICAL

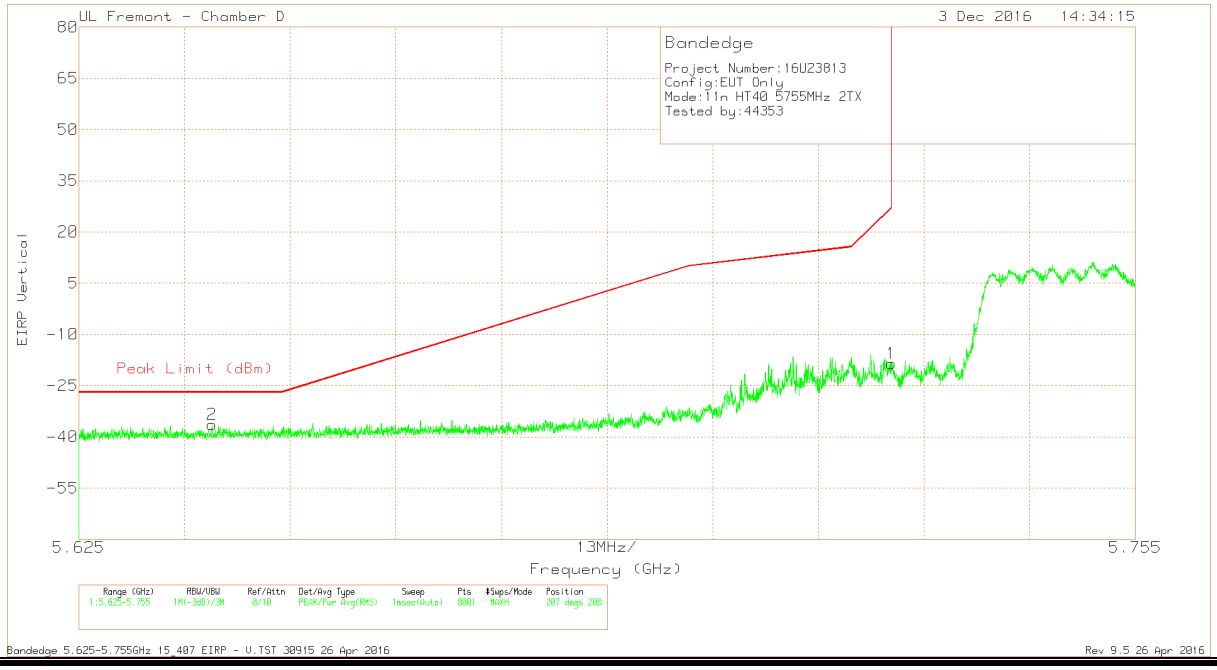

Marker	Frequency (GHz)	Meter Reading (dBm)	Det	AF T712 (dB/m)	Amp/Cbl/Fltr/Pad (dB)	Conversion Factor (dB)	DC Corr (dB)	Corrected Reading EIRP	Peak Limit (dBm)	PK Margin (dB)	Azimuth (Degs)	Height (cm)	Polarity
1	5.725	-47.61	Pk	34.8	-17.5	11.8	0	-18.51	26.97	-45.48	207	208	V
2	5.641	-65.17	Pk	34.6	-17.6	11.8	0	-36.37	-27	-9.37	207	208	V

Pk - Peak detector

UL VERIFICATION SERVICES INC. FORM NO: CCSUP4701J
47173 BENICIA STREET, FREMONT, CA 94538, USA TEL: (510) 771-1000 FAX: (510) 661-0888
This report shall not be reproduced except in full, without the written approval of UL Verification Services Inc.

AUTHORIZED BANDEDGE (HIGH CHANNEL) FCC

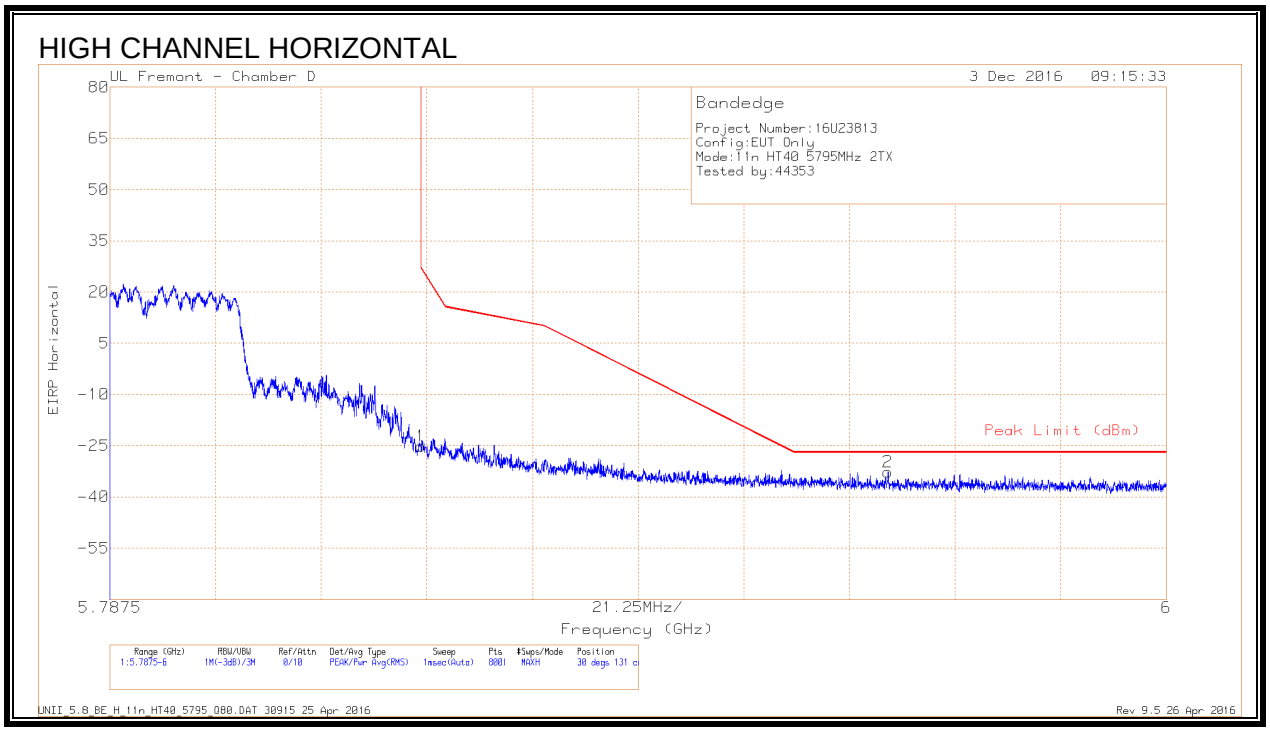

Marker	Frequency (GHz)	Meter Reading (dBm)	Det	AF T712 (dB/m)	Amp/Cbl/Fltr/Pad (dB)	Conversion Factor (dB)	DC Corr (dB)	Corrected Reading EIRP	Peak Limit (dBm)	PK Margin (dB)	Azimuth (Degs)	Height (cm)	Polarity
1	5.85	-54.36	Pk	34.9	-17.5	11.8	0	-25.16	26.99	-52.15	30	131	H
2	5.944	-62.01	Pk	35	-17.4	11.8	0	-32.61	-27	-5.61	30	131	H

* - indicates frequency in CFR47 Pt 15 / IC RSS-Restricted Band
Pk - Peak detector

This report shall not be reproduced except in full, without the written approval of UL Verification Services Inc.

HIGH CHANNEL VERTICAL

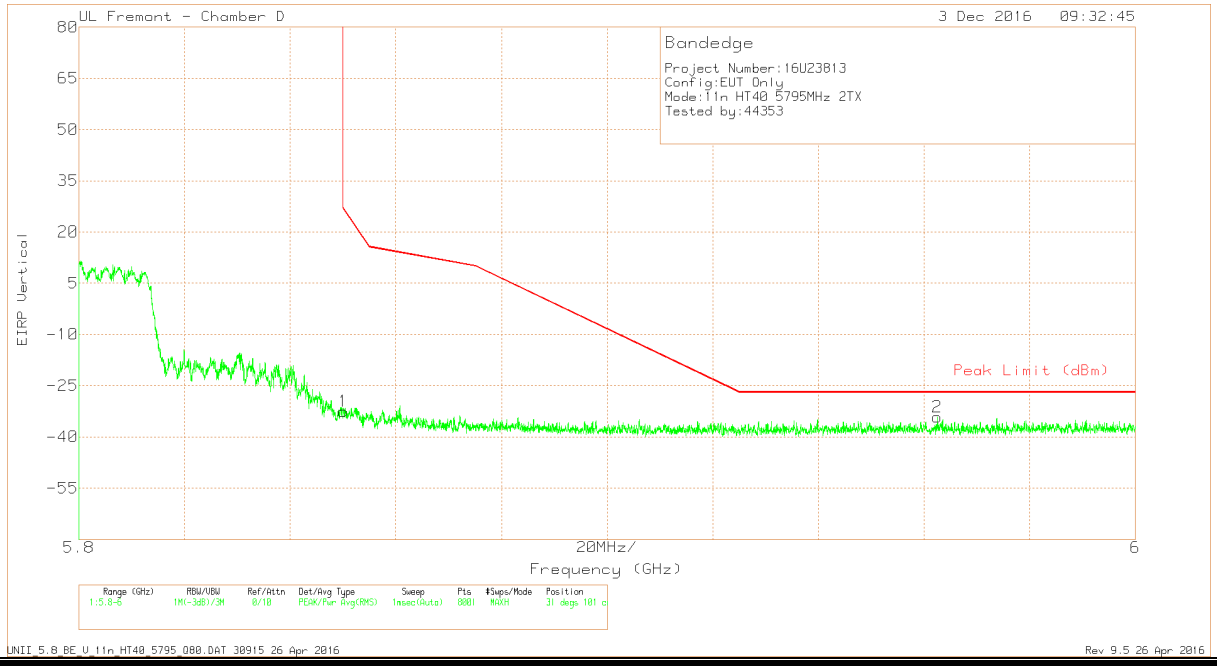

Marker	Frequency (GHz)	Meter Reading (dBm)	Det	AF T712 (dB/m)	Amp/Cbl/Fltr/Pad (dB)	Conversion Factor (dB)	DC Corr (dB)	Corrected Reading EIRP	Peak Limit (dBm)	PK Margin (dB)	Azimuth (Degs)	Height (cm)	Polarity
1	5.85	-61.72	Pk	34.9	-17.5	11.8	0	-32.52	26.94	-59.46	31	101	V
2	5.963	-63.71	Pk	35	-17.3	11.8	0	-34.21	-27	-7.21	31	101	V

Pk - Peak detector

This report shall not be reproduced except in full, without the written approval of UL Verification Services Inc.

HARMONICS AND SPURIOUS EMISSIONS

LOW CHANNEL HORIZONTAL

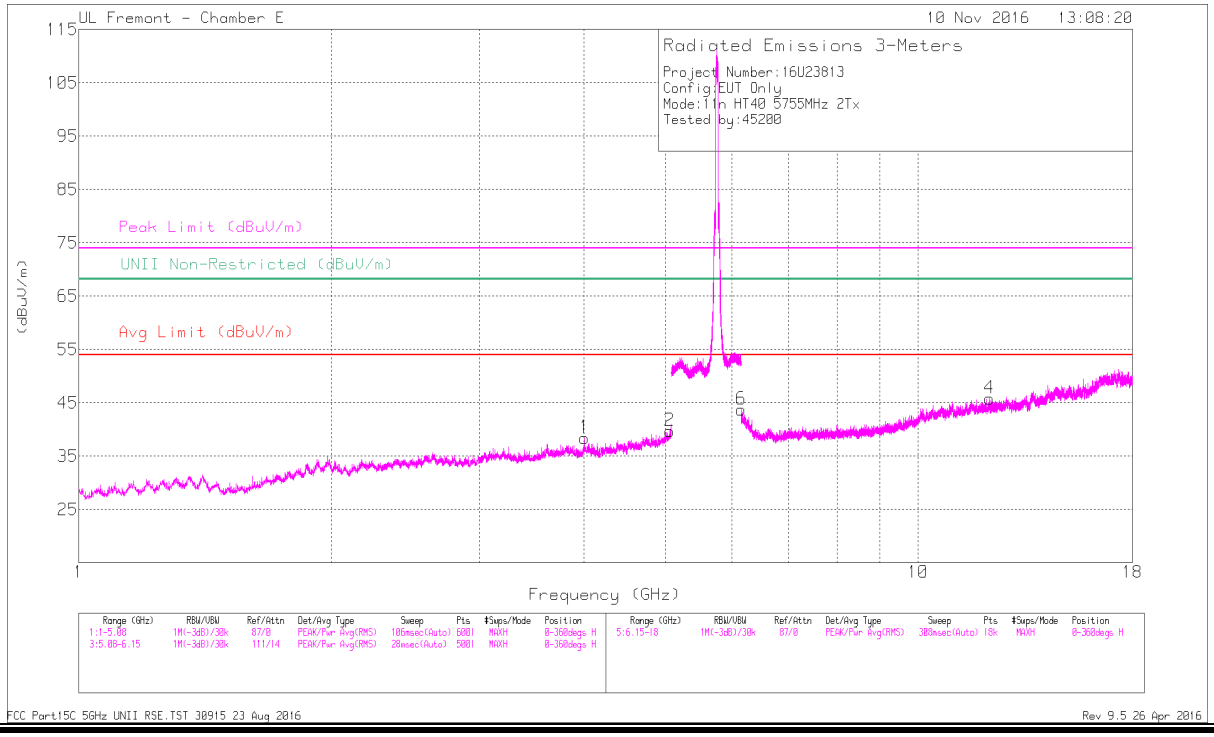

LOW CHANNEL VERTICAL

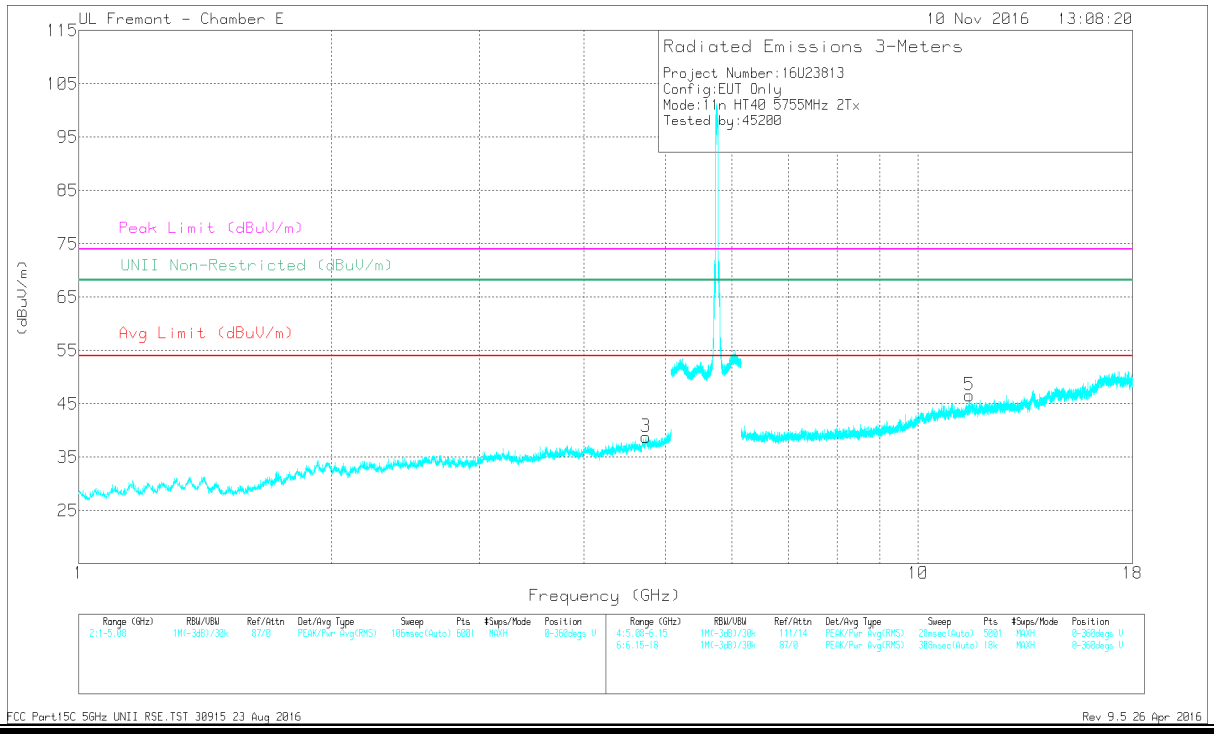

This report shall not be reproduced except in full, without the written approval of UL Verification Services Inc.

Marker	Frequency (GHz)	Meter Reading (dBuV)	Det	AF T711 (dB/m)	Amp/Cbl/Fltr/Pad (dB)	DC Corr (dB)	Corrected Reading (dBuV/m)	Avg Limit (dBuV/m)	Margin (dB)	Peak Limit (dBuV/m)	PK Margin (dB)	UNII Non-Restricted (dBuV/m)	PK Margin (dB)	Azimuth (Degs)	Height (cm)	Polarity
1	* 4.006	39.52	PK-U	33.1	-29.5	0	43.12	-	-	74	-30.88	-	-	216	367	H
	* 4.005	29.07	ADR	33.1	-29.6	.1	32.67	54	-21.33	-	-	-	-	216	367	H
2	* 5.055	40.51	PK-U	34	-28	0	46.51	-	-	74	-27.49	-	-	288	126	H
	* 5.058	29.91	ADR	34	-27.9	.1	36.11	54	-17.89	-	-	-	-	288	126	H
3	* 4.737	39.32	PK-U	34	-29	0	44.32	-	-	74	-29.68	-	-	147	136	V
	* 4.737	29.19	ADR	34	-28.9	.1	34.39	54	-19.61	-	-	-	-	147	136	V
4	* 12.166	36.05	PK-U	39	-23.5	0	51.55	-	-	74	-22.45	-	-	253	144	H
	* 12.167	25.36	ADR	39	-23.5	.1	40.96	54	-13.04	-	-	-	-	253	144	H
5	* 11.51	40.53	PK-U	38.3	-23.7	0	55.13	-	-	74	-18.87	-	-	331	100	V
	* 11.51	29.54	ADR	38.3	-23.7	.1	44.24	54	-9.76	-	-	-	-	331	100	V
6	6.16	43.32	PK-U	35.5	-28.3	0	50.52	-	-	-	-	68.2	-17.68	259	158	H

* - indicates frequency in CFR47 Pt 15 / IC RSS-Restricted Band
PK-U - U-NII: Maximum Peak
ADR - U-NII AD primary method, RMS average

UL VERIFICATION SERVICES INC. FORM NO: CCSUP4701J
47173 BENICIA STREET, FREMONT, CA 94538, USA TEL: (510) 771-1000 FAX: (510) 661-0888
This report shall not be reproduced except in full, without the written approval of UL Verification Services Inc.

HIGH CHANNEL HORIZONTAL

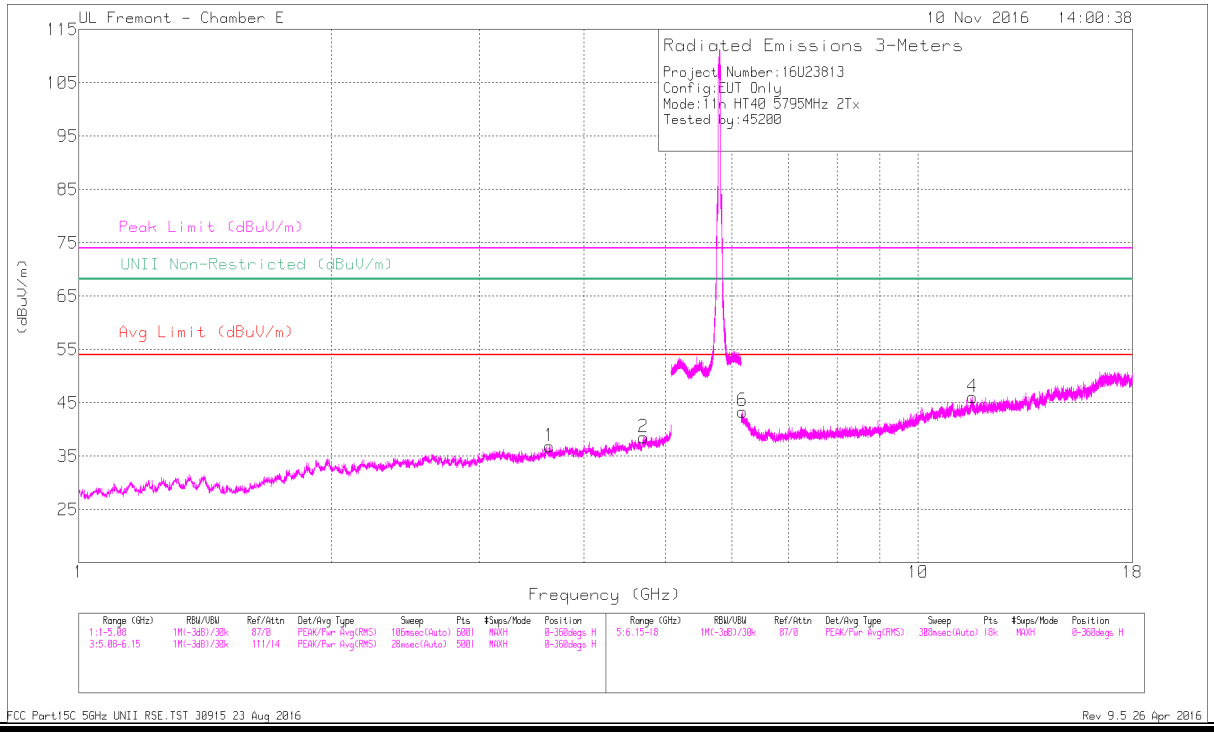

HIGH CHANNEL VERTICAL

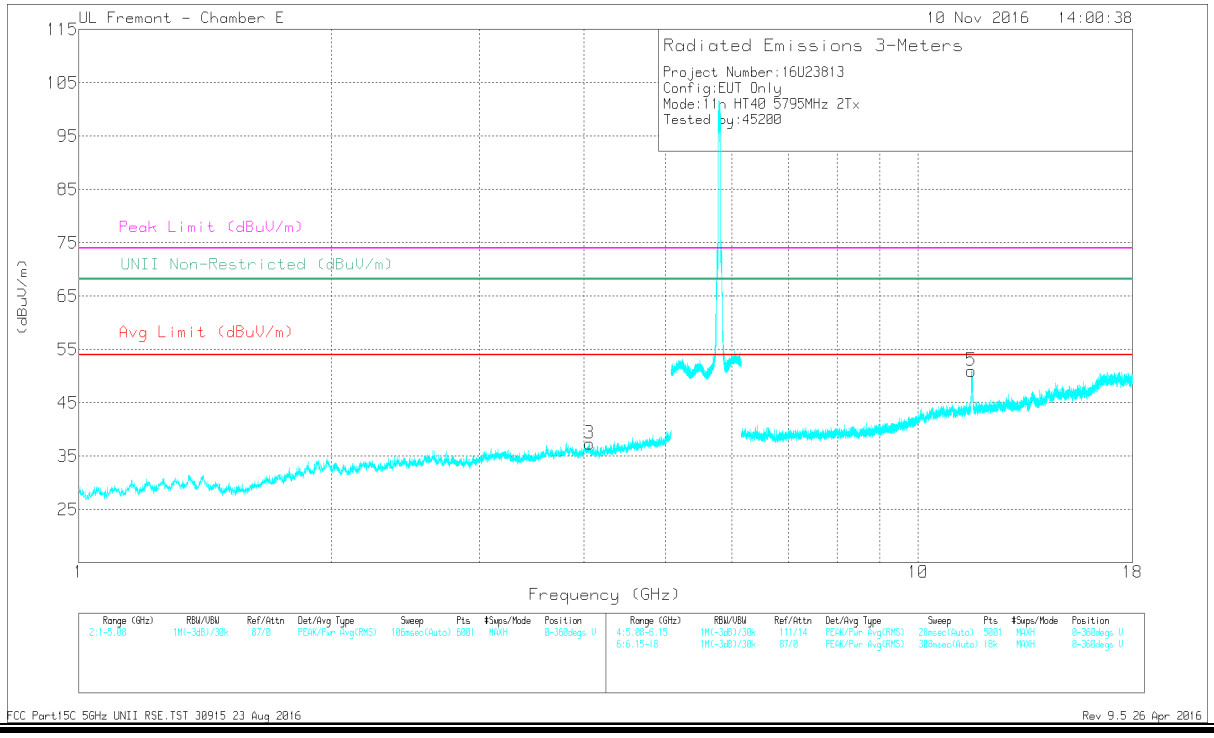

This report shall not be reproduced except in full, without the written approval of UL Verification Services Inc.

Marker	Frequency (GHz)	Meter Reading (dBuV)	Det	AF T711 (dB/m)	Amp/Cbl/Fltr/Pad (dB)	DC Corr (dB)	Corrected Reading (dBuV/m)	Avg Limit (dBuV/m)	Margin (dB)	Peak Limit (dBuV/m)	PK Margin (dB)	UNII Non-Restricted (dBuV/m)	PK Margin (dB)	Azimuth (Degs)	Height (cm)	Polarity
1	* 3.639	40	PK-U	33	-30.7	0	42.3	-	-	74	-31.7	-	-	88	165	H
	* 3.637	29.2	ADR	33	-30.7	.1	31.6	54	-22.4	-	-	-	-	88	165	H
2	* 4.705	40.77	PK-U	34	-28.9	0	45.87	-	-	74	-28.13	-	-	319	151	H
	* 4.705	29.52	ADR	34	-28.9	.1	34.72	54	-19.28	-	-	-	-	319	151	H
3	* 4.057	40.32	PK-U	33.3	-29.7	0	43.92	-	-	74	-30.08	-	-	308	101	V
	* 4.059	29.66	ADR	33.3	-29.7	.1	33.36	54	-20.64	-	-	-	-	308	101	V
4	* 11.603	35.71	PK-U	38.4	-22.7	0	51.41	-	-	74	-22.59	-	-	51	286	H
	* 11.603	25.03	ADR	38.4	-22.7	.1	40.83	54	-13.17	-	-	-	-	51	286	H
5	* 11.578	41.6	PK-U	38.4	-21.9	0	58.1	-	-	74	-15.9	-	-	308	105	V
	* 11.578	30.88	ADR	38.4	-21.9	.1	47.48	54	-6.52	-	-	-	-	308	105	V
6	6.18	43.16	PK-U	35.5	-28	0	50.66	-	-	-	-	68.2	-17.54	261	156	H

* - indicates frequency in CFR47 Pt 15 / IC RSS-Restricted Band
PK-U - U-NII: Maximum Peak
ADR - U-NII AD primary method, RMS average

UL VERIFICATION SERVICES INC. FORM NO: CCSUP4701J
47173 BENICIA STREET, FREMONT, CA 94538, USA TEL: (510) 771-1000 FAX: (510) 661-0888
This report shall not be reproduced except in full, without the written approval of UL Verification Services Inc.

9.1.42. 11ac HT80 ANTENNA A SISO MODE IN THE 5.8GHz BAND

RESTRICTED BANDEDGE (LOW CHANNEL) FCC

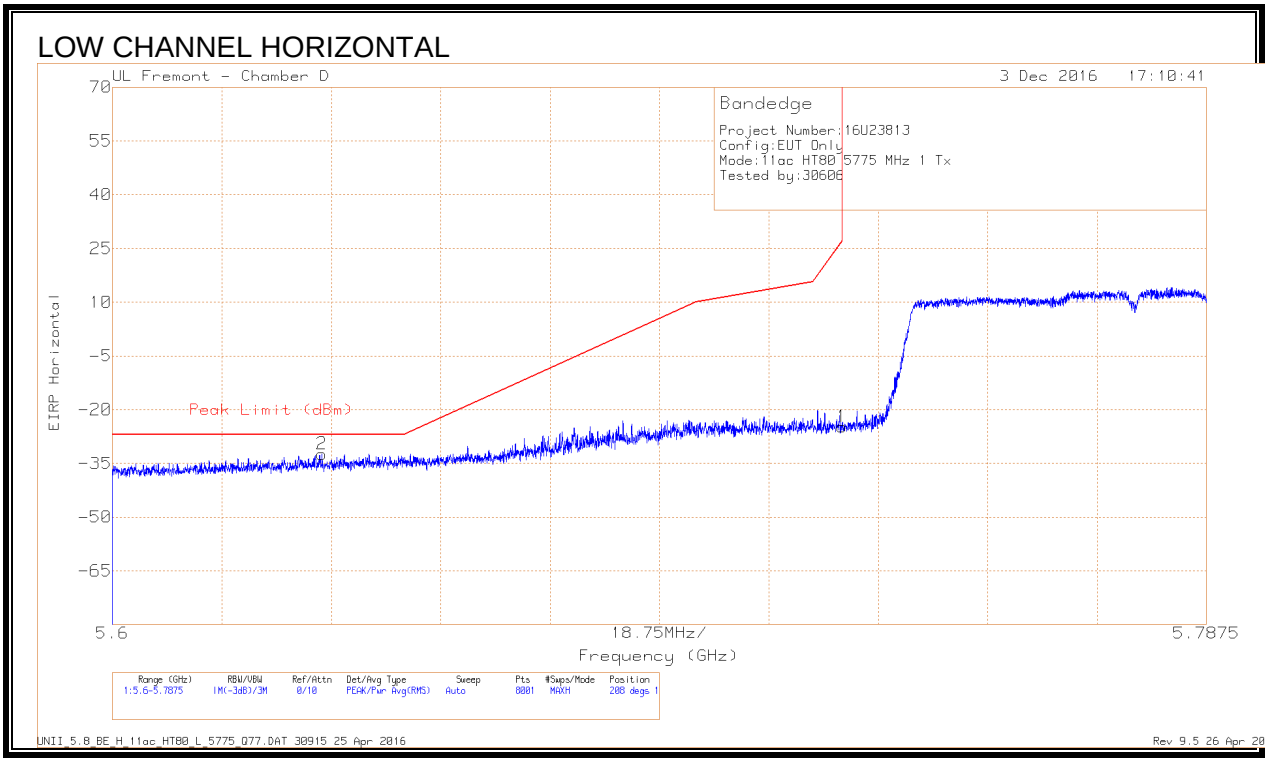

Marker	Frequency (GHz)	Meter Reading (dBm)	Det	AF T712 (dB/m)	Amp/Cbl/Fltr/Pad (dB)	Conversion Factor (dB)	DC Corr (dB)	Corrected Reading EIRP	Peak Limit (dBm)	PK Margin (dB)	Azimuth (Degs)	Height (cm)	Polarity
1	5.725	-53.9	Pk	34.8	-17.5	11.8	0	-24.8	26.99	-51.79	208	152	H
2	5.636	-61.27	Pk	34.6	-17.5	11.8	0	-32.37	-27	-5.37	208	152	H

Pk - Peak detector

This report shall not be reproduced except in full, without the written approval of UL Verification Services Inc.

LOW CHANNEL VERTICAL

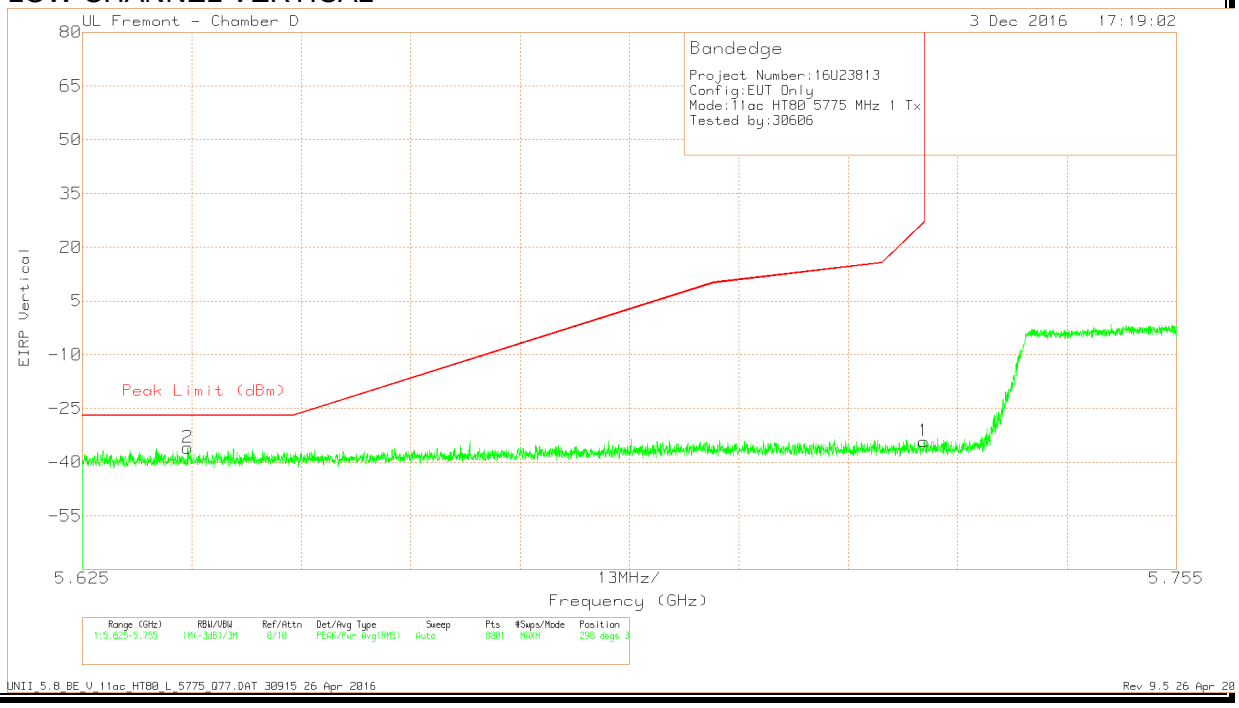

Marker	Frequency (GHz)	Meter Reading (dBm)	Det	AF T712 (dB/m)	Amp/Cbl/Fltr/Pad (dB)	Conversion Factor (dB)	DC Corr (dB)	Corrected Reading EIRP	Peak Limit (dBm)	PK Margin (dB)	Azimuth (Degs)	Height (cm)	Polarity
1	5.725	-63.26	Pk	34.8	-17.5	11.8	0	-34.16	26.97	-61.13	298	367	V
2	5.637	-64.87	Pk	34.6	-17.5	11.8	0	-35.97	-27	-8.97	298	367	V

Pk - Peak detector

This report shall not be reproduced except in full, without the written approval of UL Verification Services Inc.

AUTHORIZED BANDEDGE (HIGH CHANNEL) FCC

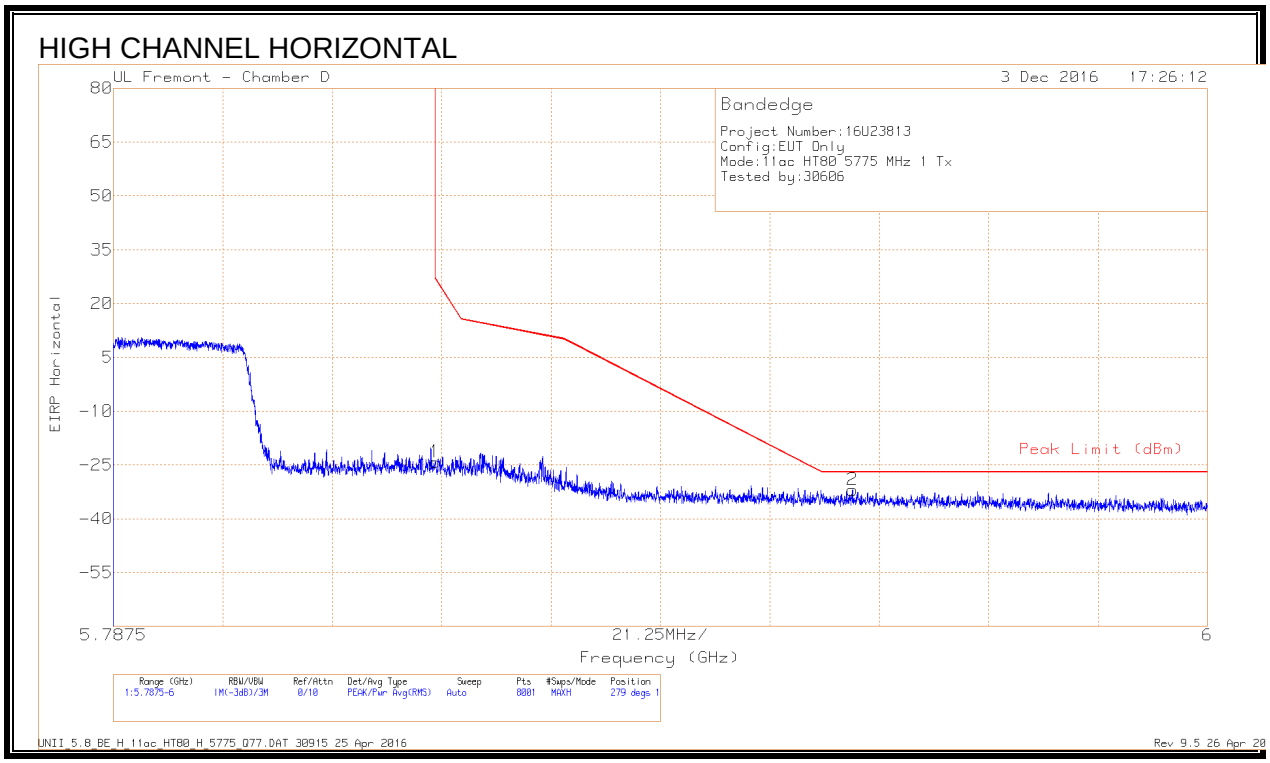

Marker	Frequency (GHz)	Meter Reading (dBm)	Det	AF T712 (dB/m)	Amp/Cbl/Fltr/Pad (dB)	Conversion Factor (dB)	DC Corr (dB)	Corrected Reading EIRP	Peak Limit (dBm)	PK Margin (dB)	Azimuth (Degs)	Height (cm)	Polarity
1	5.85	-53.37	Pk	34.9	-17.5	11.8	0	-24.17	26.99	-51.16	279	138	H
2	5.931	-61.44	Pk	35	-17.3	11.8	0	-31.94	-27	-4.94	279	138	H

Pk - Peak detector

UL VERIFICATION SERVICES INC. FORM NO: CCSUP4701J
47173 BENICIA STREET, FREMONT, CA 94538, USA TEL: (510) 771-1000 FAX: (510) 661-0888
This report shall not be reproduced except in full, without the written approval of UL Verification Services Inc.

HIGH CHANNEL VERTICAL

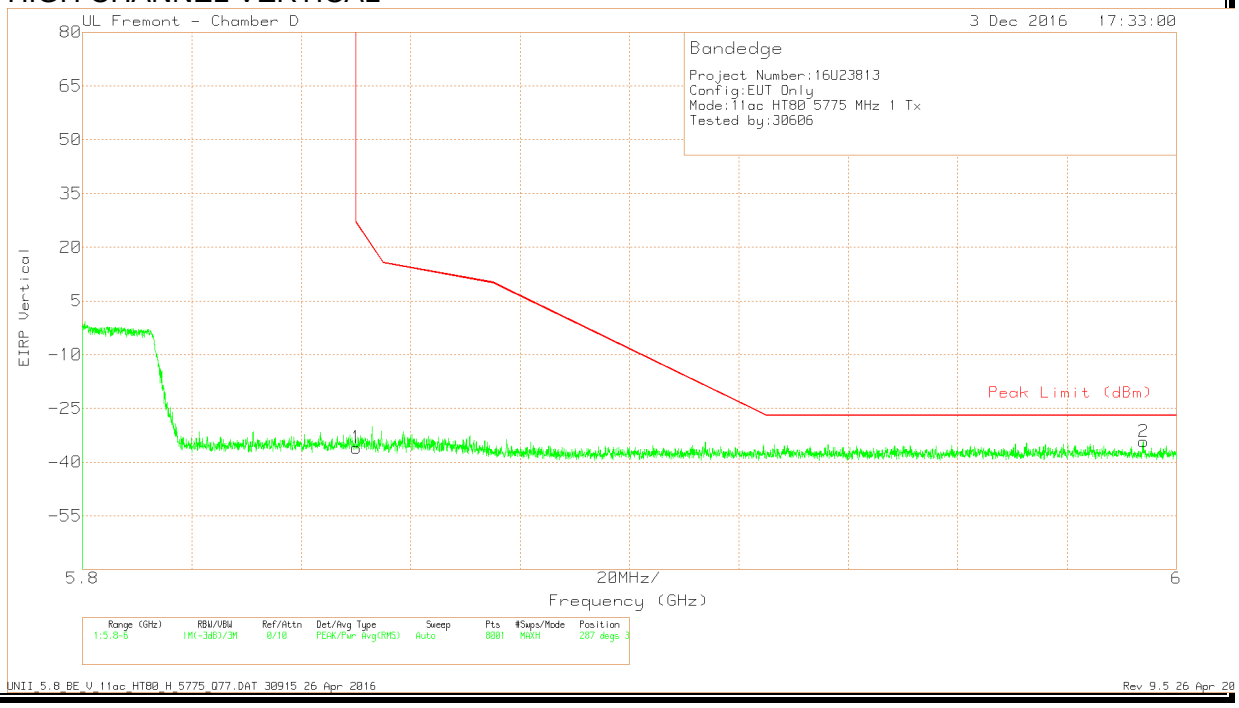

Marker	Frequency (GHz)	Meter Reading (dBm)	Det	AF T712 (dB/m)	Amp/Cbl/Fltr/Pad (dB)	Conversion Factor (dB)	DC Corr (dB)	Corrected Reading EIRP	Peak Limit (dBm)	PK Margin (dB)	Azimuth (Degs)	Height (cm)	Polarity
1	5.85	-65.19	Pk	34.9	-17.5	11.8	0	-35.99	26.94	-62.93	287	307	V
2	5.994	-63.42	Pk	35.1	-17.7	11.8	0	-34.22	-27	-7.22	287	307	V

Pk - Peak detector

This report shall not be reproduced except in full, without the written approval of UL Verification Services Inc.

HARMONICS AND SPURIOUS EMISSIONS

LOW CHANNEL HORIZONTAL

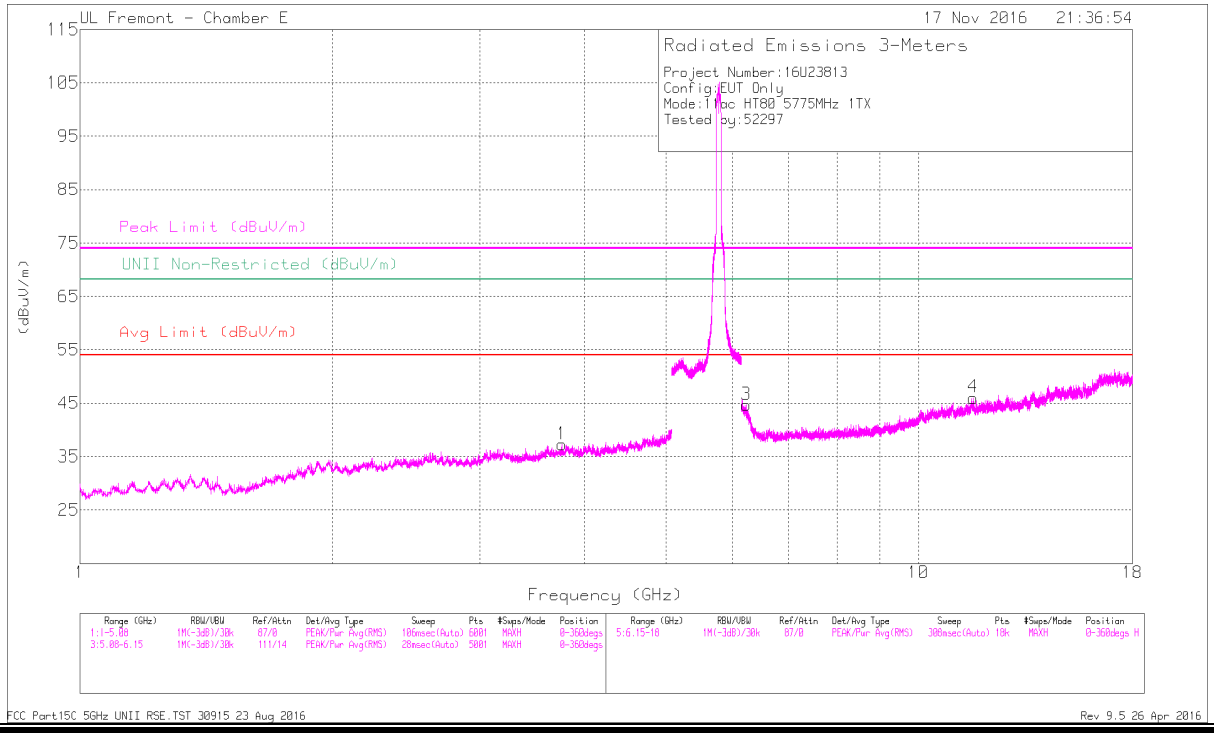

LOW CHANNEL VERTICAL

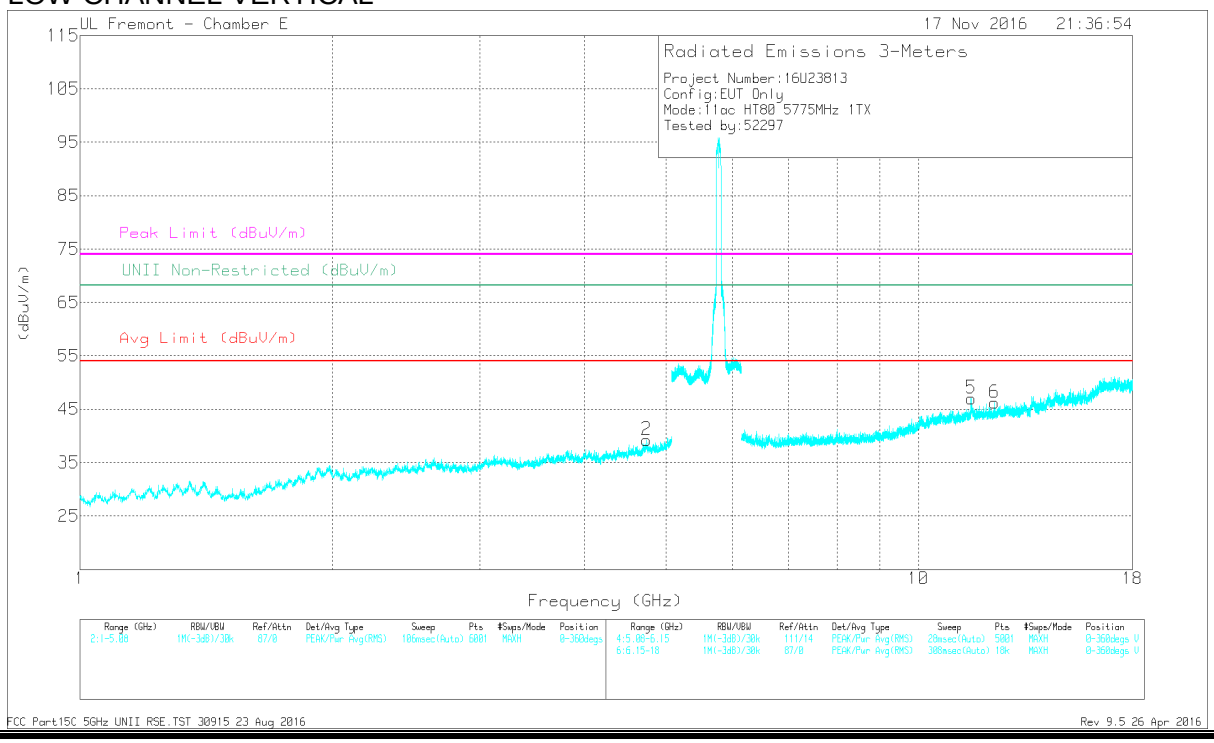

This report shall not be reproduced except in full, without the written approval of UL Verification Services Inc.

Marker	Frequency (GHz)	Meter Reading (dBuV)	Det	AF T711 (dB/m)	Amp/Cbl/Fltr /Pad (dB)	DC Corr (dB)	Corrected Reading (dBuV/m)	Avg Limit (dBuV/m)	Margin (dB)	Peak Limit (dBuV/m)	PK Margin (dB)	UNII Non-Restricted (dBuV/m)	PK Margin (dB)	Azimuth (Degs)	Height (cm)	Polarity
1	* 3.759	40.5	PK-U	33.1	-31	0	42.6	-	-	74	-31.4	-	-	349	290	H
	* 3.759	29.95	ADR	33.1	-31.1	.19	32.14	54	-21.86	-	-	-	-	349	290	H
2	* 4.743	40.78	PK-U	34	-29	0	45.78	-	-	74	-28.22	-	-	73	268	V
	* 4.74	29.31	ADR	34	-28.9	.19	34.6	54	-19.4	-	-	-	-	73	268	V
3	6.232	44.17	PK-U	35.6	-28.1	0	51.67	-	-	-	-	68.2	-16.53	316	227	H
4	* 11.614	35.45	PK-U	38.5	-22.9	0	51.05	-	-	74	-22.95	-	-	99	323	H
	* 11.615	25.25	ADR	38.5	-22.9	.19	41.04	54	-12.96	-	-	-	-	99	323	H
5	* 11.567	37.2	PK-U	38.4	-21.9	0	53.7	-	-	74	-20.3	-	-	308	205	V
	* 11.568	26.32	ADR	38.4	-21.9	.19	43.01	54	-10.99	-	-	-	-	308	205	V
6	* 12.326	37.02	PK-U	38.9	-23.8	0	52.12	-	-	74	-21.88	-	-	344	111	V

* - indicates frequency in CFR47 Pt 15 / IC RSS-Restricted Band
PK-U - U-NII: Maximum Peak
ADR - U-NII AD primary method, RMS average

UL VERIFICATION SERVICES INC. FORM NO: CCSUP4701J
47173 BENICIA STREET, FREMONT, CA 94538, USA TEL: (510) 771-1000 FAX: (510) 661-0888
This report shall not be reproduced except in full, without the written approval of UL Verification Services Inc.

9.1.43. 11ac HT80 ANTENNA B SISO MODE IN THE 5.8GHz BAND

RESTRICTED BANDEDGE (LOW CHANNEL) FCC

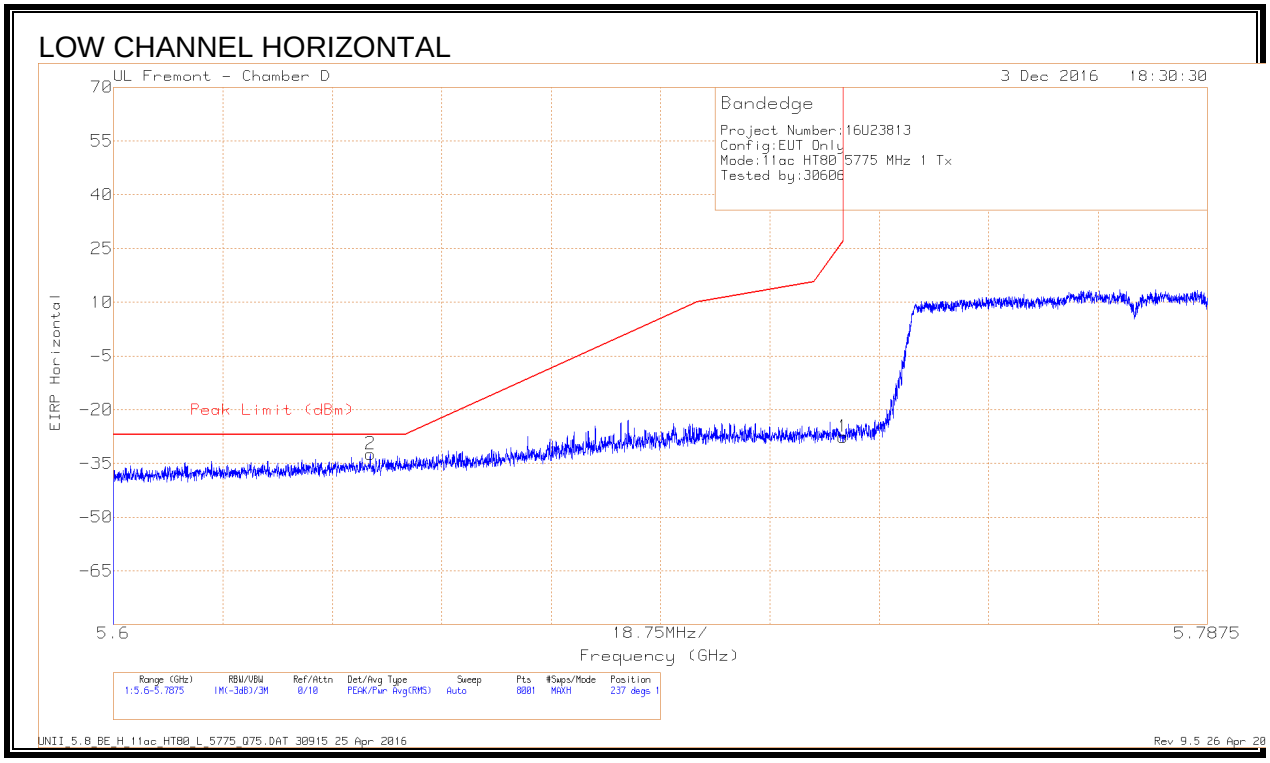

Marker	Frequency (GHz)	Meter Reading (dBm)	Det	AF T712 (dB/m)	Amp/Cbl/Fltr/Pad (dB)	Conversion Factor (dB)	DC Corr (dB)	Corrected Reading EIRP	Peak Limit (dBm)	PK Margin (dB)	Azimuth (Degs)	Height (cm)	Polarity
1	5.725	-56.66	Pk	34.8	-17.5	11.8	0	-27.56	26.99	-54.55	237	164	H
2	5.644	-61.15	Pk	34.6	-17.6	11.8	0	-32.35	-27	-5.35	237	164	H

Pk - Peak detector

This report shall not be reproduced except in full, without the written approval of UL Verification Services Inc.

LOW CHANNEL VERTICAL

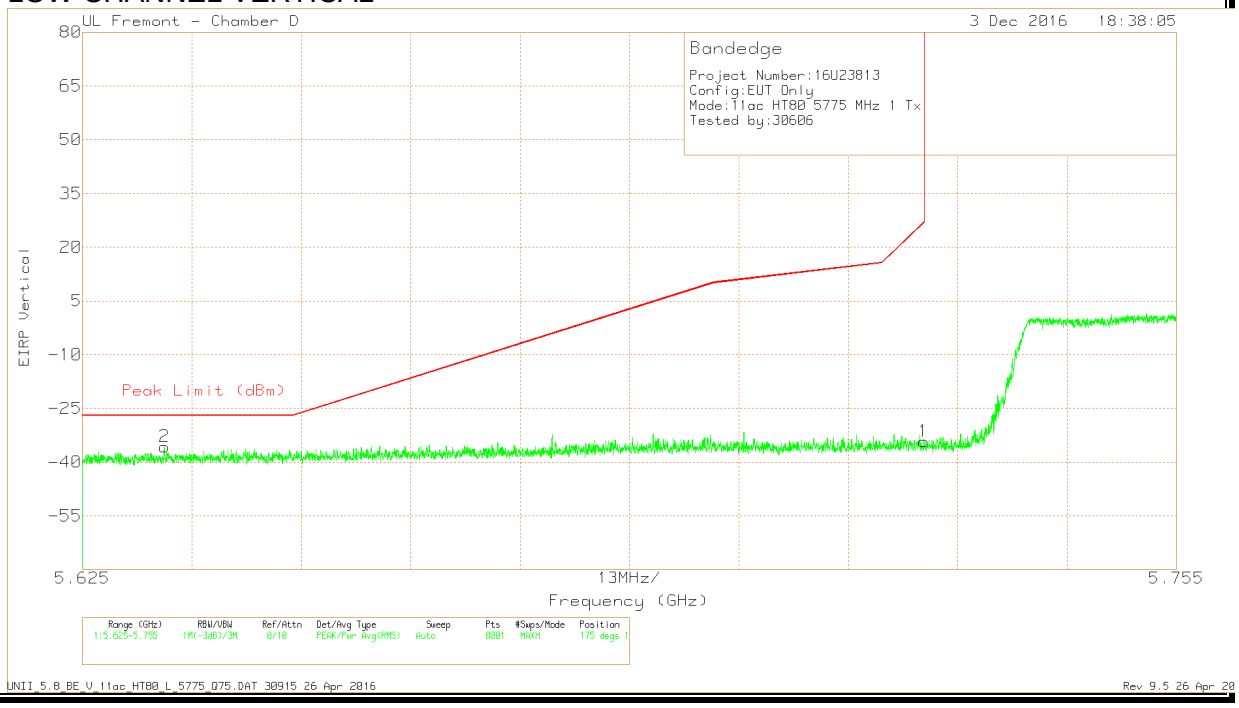

Marker	Frequency (GHz)	Meter Reading (dBm)	Det	AF T712 (dB/m)	Amp/Cbl/Fltr/Pad (dB)	Conversion Factor (dB)	DC Corr (dB)	Corrected Reading EIRP	Peak Limit (dBm)	PK Margin (dB)	Azimuth (Degs)	Height (cm)	Polarity
1	5.725	-63.32	Pk	34.8	-17.5	11.8	0	-34.22	26.97	-61.19	175	176	V
2	5.635	-64.66	Pk	34.6	-17.5	11.8	0	-35.76	-27	-8.76	175	176	V

Pk - Peak detector

This report shall not be reproduced except in full, without the written approval of UL Verification Services Inc.

AUTHORIZED BANDEDGE (HIGH CHANNEL) FCC

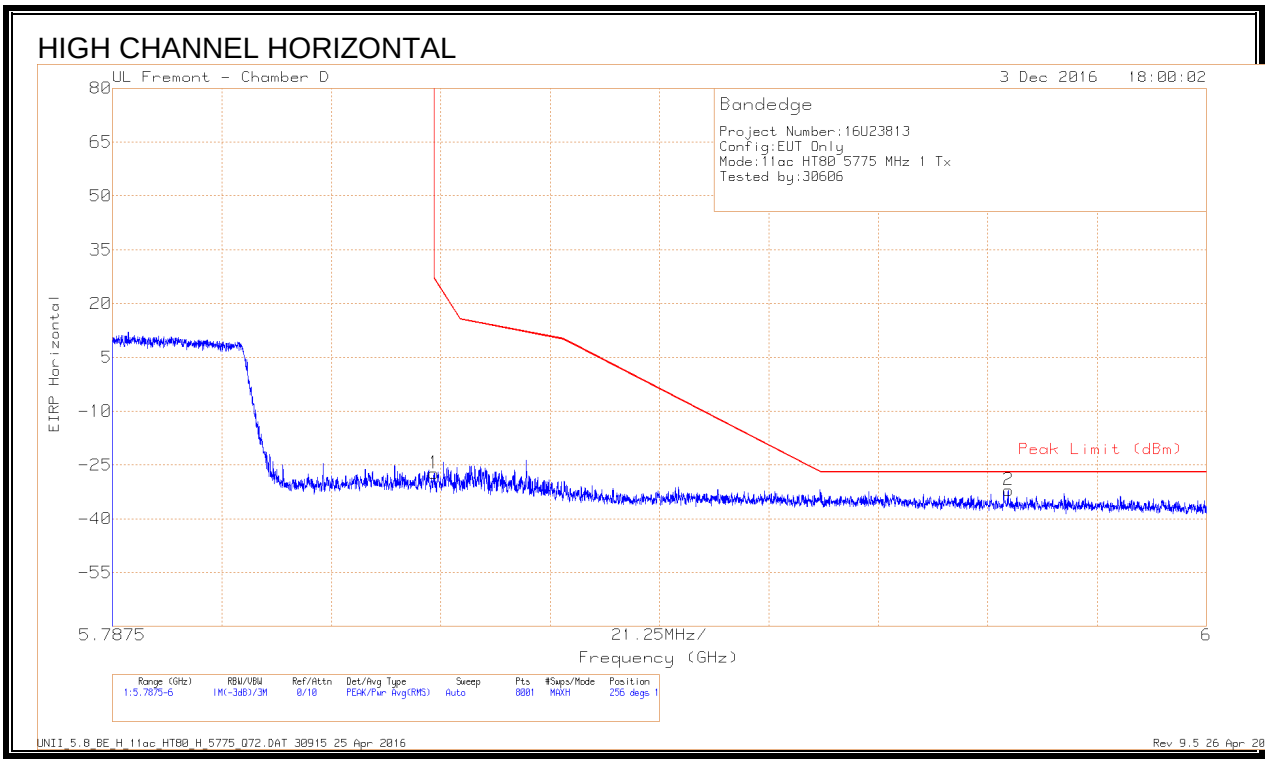

Marker	Frequency (GHz)	Meter Reading (dBm)	Det	AF T712 (dB/m)	Amp/Cbl/Fltr/Pad (dB)	Conversion Factor (dB)	DC Corr (dB)	Corrected Reading EIRP	Peak Limit (dBm)	PK Margin (dB)	Azimuth (Degs)	Height (cm)	Polarity
1	5.85	-56.48	Pk	34.9	-17.5	11.8	0	-27.28	26.99	-54.27	256	160	H
2	5.961	-61.47	Pk	35	-17.3	11.8	0	-31.97	-27	-4.97	256	160	H

Pk - Peak detector

UL VERIFICATION SERVICES INC. FORM NO: CCSUP4701J
47173 BENICIA STREET, FREMONT, CA 94538, USA TEL: (510) 771-1000 FAX: (510) 661-0888
This report shall not be reproduced except in full, without the written approval of UL Verification Services Inc.