9.2.5. 11n HT20 2TX CDD MIMO MODE IN THE 2.4GHz BAND

AUTHORIZED BANDEDGE (LOW CHANNEL, CH 1)

LOW CHANNEL HORIZONTAL

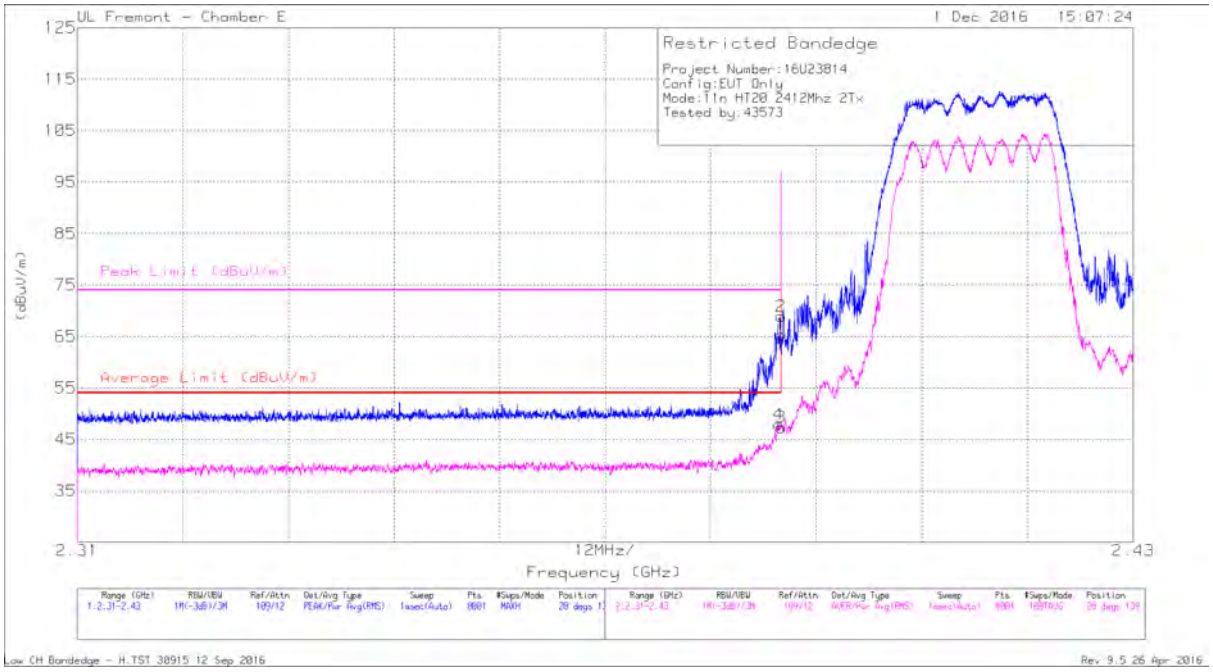

Marker	Frequency (GHz)	Meter Reading (dBuV)	Det	AF T711 (dB/m)	Amp/Cbl/Fltr/Pad (dB)	Corrected Reading (dBuV/m)	Average Limit (dBuV/m)	Margin (dB)	Peak Limit (dBuV/m)	PK Margin (dB)	Azimuth (Degs)	Height (cm)	Polarity
1	* 2.39	52.99	Pk	32.1	-19.7	65.39	-	-	74	-8.61	28	139	H
2	* 2.39	56.49	Pk	32.1	-19.7	68.89	-	-	74	-5.11	28	139	H
3	* 2.39	34.95	RMS	32.1	-19.7	47.35	54	-6.65	-	-	28	139	H
4	* 2.39	35.49	RMS	32.1	-19.7	47.89	54	-6.11	-	-	28	139	H

* - indicates frequency in CFR47 Pt 15 / IC RSS-Restricted Band
Pk - Peak detector
RMS - RMS detection

This report shall not be reproduced except in full, without the written approval of UL Verification Services Inc.

LOW CHANNEL VERTICAL

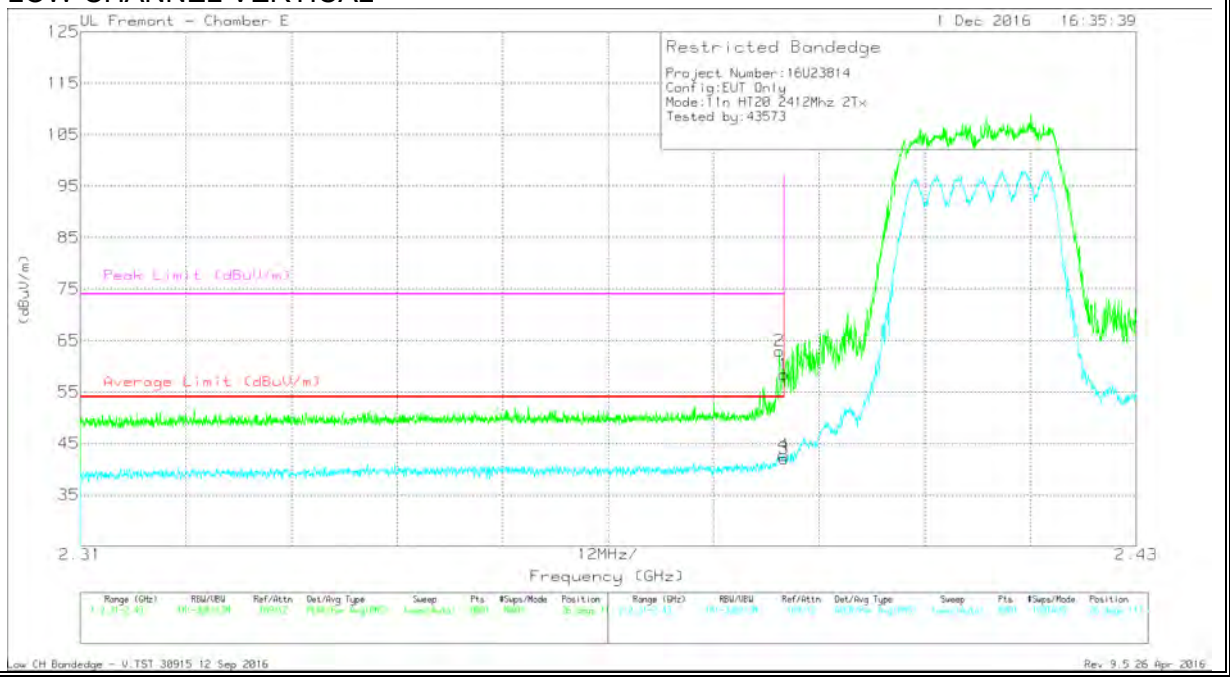

Marker	Frequency (GHz)	Meter Reading (dBuV)	Det	AF T711 (dB/m)	Amp/Cbl/Fltr/Pad (dB)	Corrected Reading (dBuV/m)	Average Limit (dBuV/m)	Margin (dB)	Peak Limit (dBuV/m)	PK Margin (dB)	Azimuth (Degs)	Height (cm)	Polarity
1	* 2.39	45.99	Pk	32.1	-19.7	58.39	-	-	74	-15.61	26	117	V
2	* 2.389	50.57	Pk	32.1	-19.7	62.97	-	-	74	-11.03	26	117	V
3	* 2.39	29.67	RMS	32.1	-19.7	42.07	54	-11.93	-	-	26	117	V
4	* 2.39	30.3	RMS	32.1	-19.7	42.7	54	-11.3	-	-	26	117	V

* - indicates frequency in CFR47 Pt 15 / IC RSS-Restricted Band
Pk - Peak detector
RMS - RMS detection

This report shall not be reproduced except in full, without the written approval of UL Verification Services Inc.

AUTHORIZED BANDEDGE (LOW CHANNEL, CH 2)

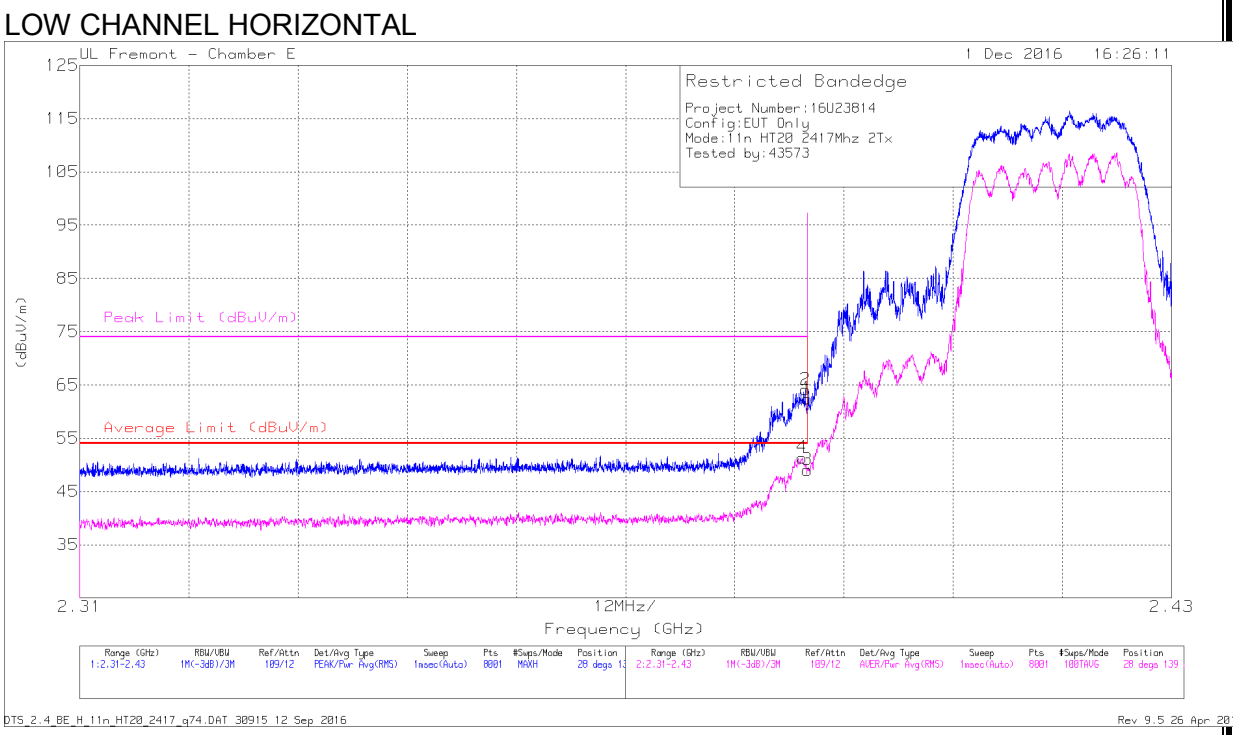

Marker	Frequency (GHz)	Meter Reading (dBuV)	Det	AF T711 (dB/m)	Amp/Cbl/Fltr/Pad (dB)	Corrected Reading (dBuV/m)	Average Limit (dBuV/m)	Margin (dB)	Peak Limit (dBuV/m)	PK Margin (dB)	Azimuth (Degs)	Height (cm)	Polarity
4	* 2.389	38.96	RMS	32.1	-19.7	51.36	54	-2.64	-	-	28	139	H
1	* 2.39	50.07	Pk	32.1	-19.7	62.47	-	-	74	-11.53	28	139	H
2	* 2.39	51.73	Pk	32.1	-19.7	64.13	-	-	74	-9.87	28	139	H
3	* 2.39	36.65	RMS	32.1	-19.7	49.05	54	-4.95	-	-	28	139	H

* - indicates frequency in CFR47 Pt 15 / IC RSS-Restricted Band
Pk - Peak detector
RMS - RMS detection

This report shall not be reproduced except in full, without the written approval of UL Verification Services Inc.

LOW CHANNEL VERTICAL

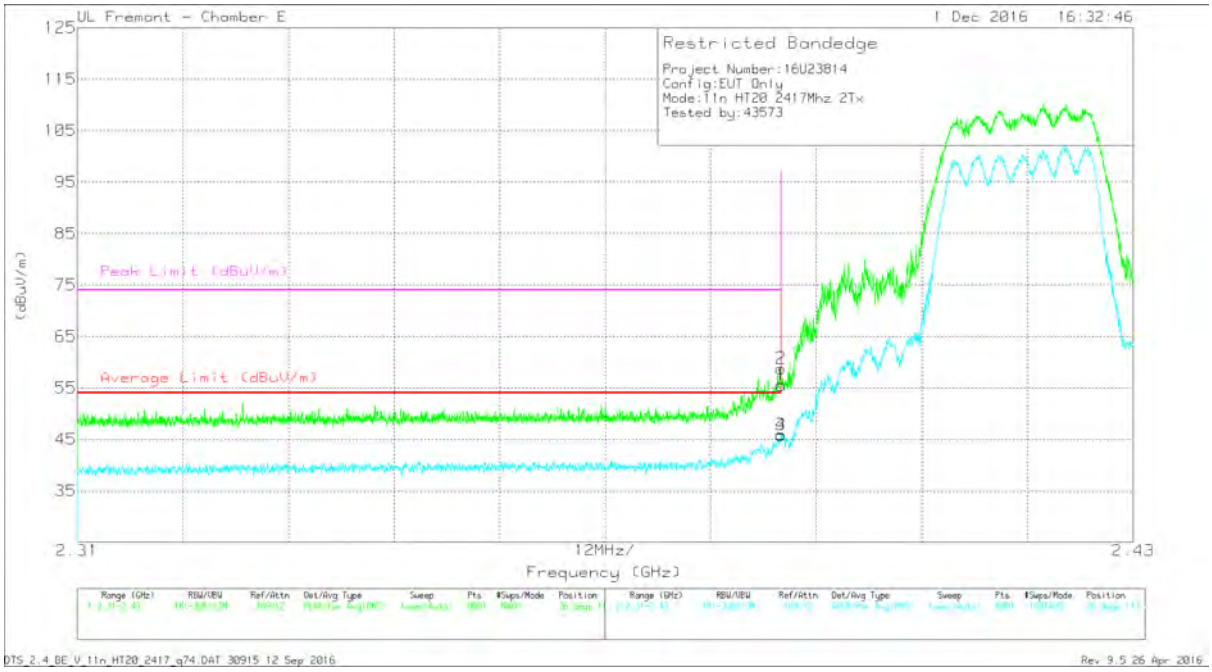

Marker	Frequency (GHz)	Meter Reading (dBuV)	Det	AF T711 (dB/m)	Amp/Cbl/Fltr/Pad (dB)	Corrected Reading (dBuV/m)	Average Limit (dBuV/m)	Margin (dB)	Peak Limit (dBuV/m)	PK Margin (dB)	Azimuth (Degs)	Height (cm)	Polarity
1	* 2.39	43.14	Pk	32.1	-19.7	55.54	-	-	74	-18.46	26	117	V
2	* 2.39	46.38	Pk	32.1	-19.7	58.78	-	-	74	-15.22	26	117	V
3	* 2.39	33.46	RMS	32.1	-19.7	45.86	54	-8.14	-	-	26	117	V
4	* 2.39	33.51	RMS	32.1	-19.7	45.91	54	-8.09	-	-	26	117	V

* - indicates frequency in CFR47 Pt 15 / IC RSS-Restricted Band
Pk - Peak detector
RMS - RMS detection

This report shall not be reproduced except in full, without the written approval of UL Verification Services Inc.

AUTHORIZED BANDEDGE (HIGH CHANNEL, CH 10)

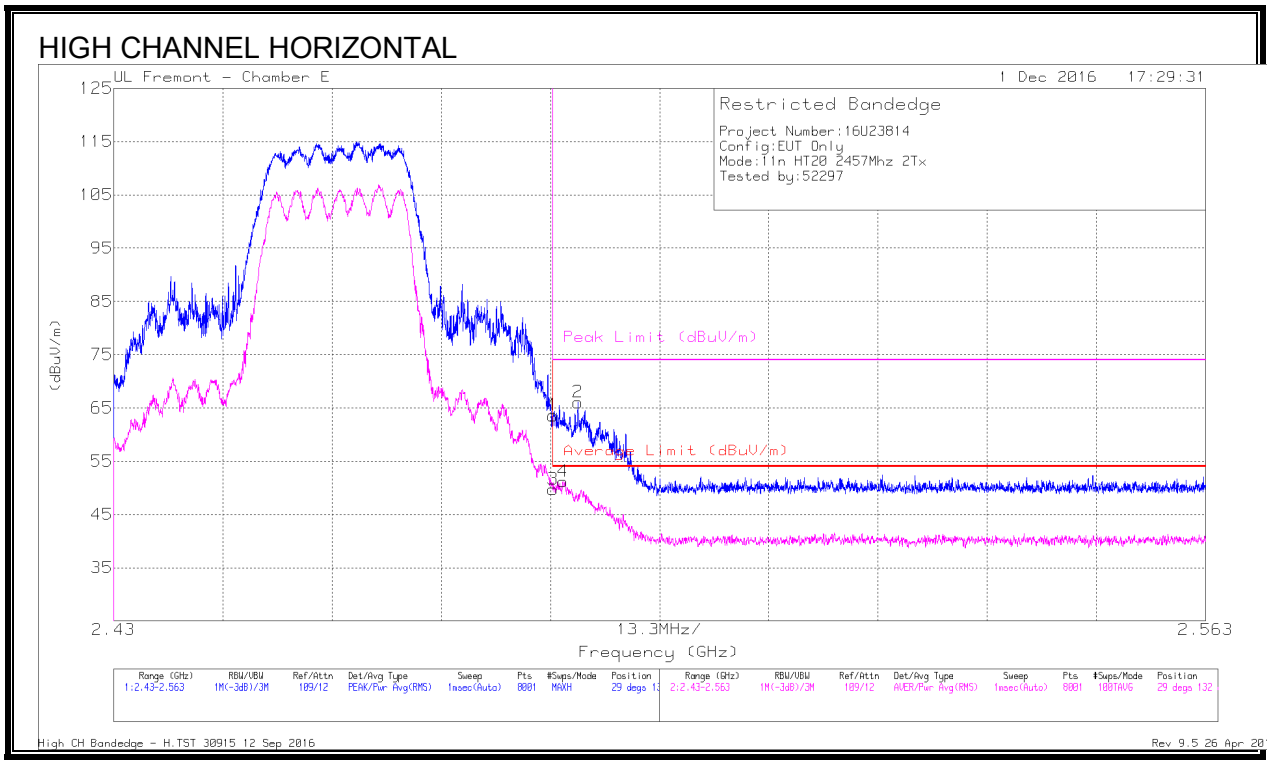

Marker	Frequency (GHz)	Meter Reading (dBuV)	Det	AF T711 (dB/m)	Amp/Cbl/Fltr/Pad (dB)	Corrected Reading (dBuV/m)	Average Limit (dBuV/m)	Margin (dB)	Peak Limit (dBuV/m)	PK Margin (dB)	Azimuth (Degs)	Height (cm)	Polarity
1	* 2.484	50.99	Pk	32.3	-19.7	63.59	-	-	74	-10.41	29	132	H
3	* 2.484	37.09	RMS	32.3	-19.7	49.69	54	-4.31	-	-	29	132	H
4	* 2.485	38.57	RMS	32.3	-19.7	51.17	54	-2.83	-	-	29	132	H
2	* 2.487	53.54	Pk	32.3	-19.8	66.04	-	-	74	-7.96	29	132	H

* - indicates frequency in CFR47 Pt 15 / IC RSS-Restricted Band
Pk - Peak detector
RMS - RMS detection

This report shall not be reproduced except in full, without the written approval of UL Verification Services Inc.

HIGH CHANNEL VERTICAL

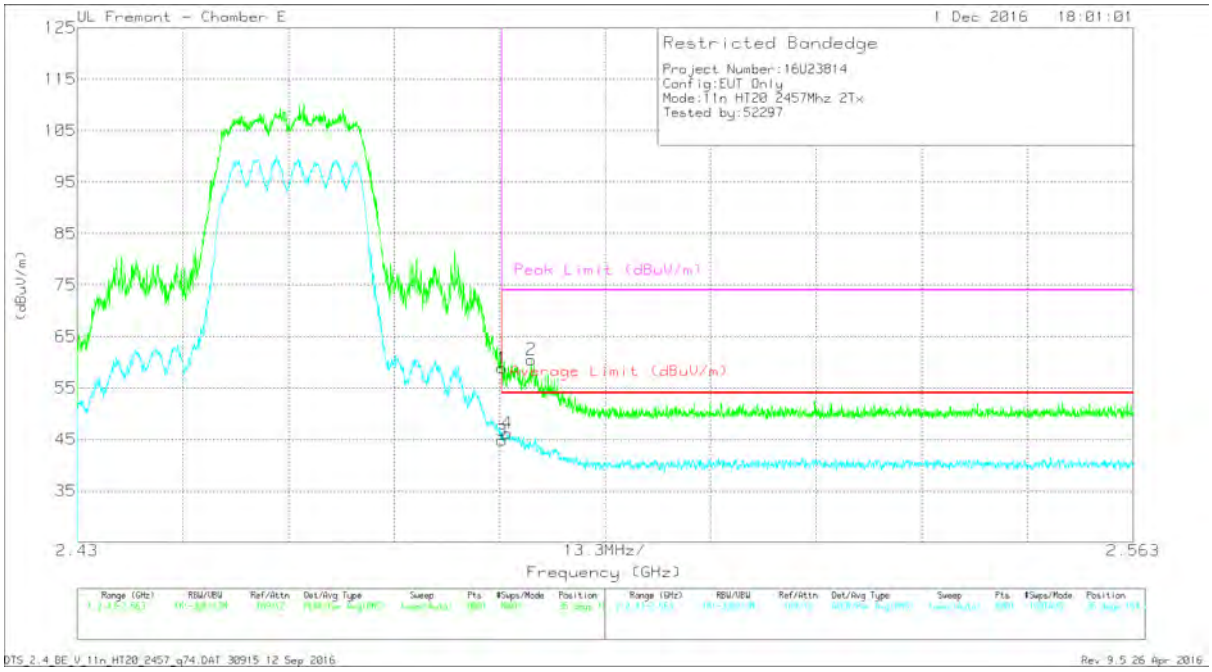

Marker	Frequency (GHz)	Meter Reading (dBuV)	Det	AF T711 (dB/m)	Amp/Cbl/Fltr/Pad (dB)	Corrected Reading (dBuV/m)	Average Limit (dBuV/m)	Margin (dB)	Peak Limit (dBuV/m)	PK Margin (dB)	Azimuth (Degs)	Height (cm)	Polarity
1	* 2.484	46.29	Pk	32.3	-19.7	58.89	-	-	74	-15.11	35	154	V
2	* 2.487	48.1	Pk	32.3	-19.9	60.5	-	-	74	-13.5	35	154	V
3	* 2.484	32.23	RMS	32.3	-19.7	44.83	54	-9.17	-	-	35	154	V
4	* 2.484	33.6	RMS	32.3	-19.7	46.2	54	-7.8	-	-	35	154	V

* - indicates frequency in CFR47 Pt 15 / IC RSS-Restricted Band
Pk - Peak detector
RMS - RMS detection

This report shall not be reproduced except in full, without the written approval of UL Verification Services Inc.

AUTHORIZED BANDEDGE (HIGH CHANNEL, CH 11)

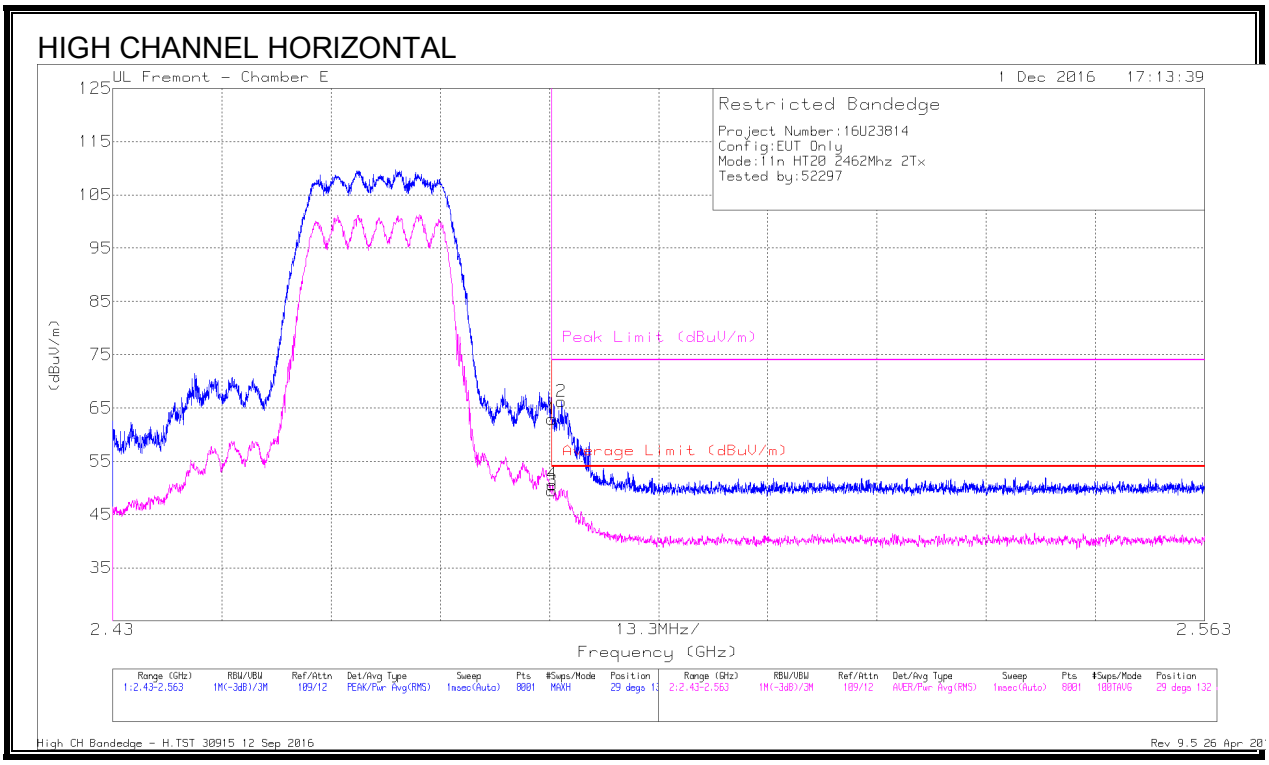

Marker	Frequency (GHz)	Meter Reading (dBuV)	Det	AF T711 (dB/m)	Amp/Cbl/Fltr/Pad (dB)	Corrected Reading (dBuV/m)	Average Limit (dBuV/m)	Margin (dB)	Peak Limit (dBuV/m)	PK Margin (dB)	Azimuth (Degs)	Height (cm)	Polarity
1	* 2.484	50.28	Pk	32.3	-19.7	62.88	-	-	74	-11.12	29	132	H
3	* 2.484	36.84	RMS	32.3	-19.7	49.44	54	-4.56	-	-	29	132	H
4	* 2.484	38	RMS	32.3	-19.7	50.6	54	-3.4	-	-	29	132	H
2	* 2.485	53.62	Pk	32.3	-19.7	66.22	-	-	74	-7.78	29	132	H

* - indicates frequency in CFR47 Pt 15 / IC RSS-Restricted Band
Pk - Peak detector
RMS - RMS detection

This report shall not be reproduced except in full, without the written approval of UL Verification Services Inc.

HIGH CHANNEL VERTICAL

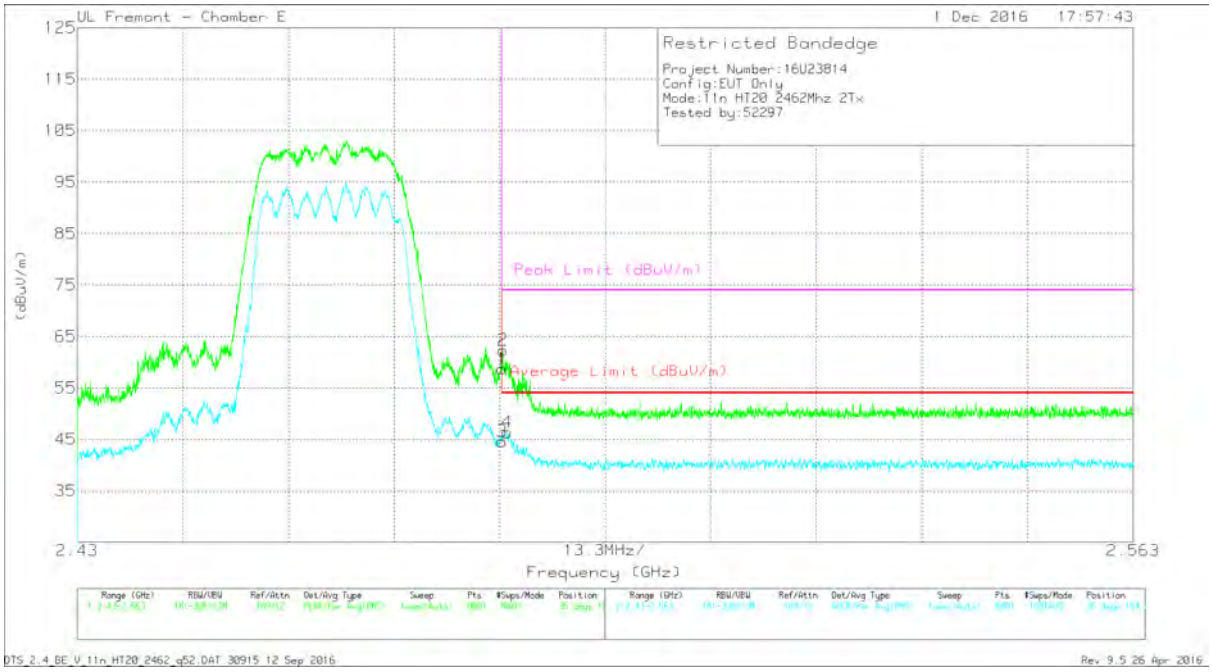

Marker	Frequency (GHz)	Meter Reading (dBuV)	Det	AF T711 (dB/m)	Amp/Cbl/Fltr/Pad (dB)	Corrected Reading (dBuV/m)	Average Limit (dBuV/m)	Margin (dB)	Peak Limit (dBuV/m)	PK Margin (dB)	Azimuth (Degs)	Height (cm)	Polarity
1	* 2.484	46.13	Pk	32.3	-19.7	58.73	-	-	74	-15.27	35	154	V
2	* 2.484	49.75	Pk	32.3	-19.7	62.35	-	-	74	-11.65	35	154	V
3	* 2.484	32.01	RMS	32.3	-19.7	44.61	54	-9.39	-	-	35	154	V
4	* 2.484	33.77	RMS	32.3	-19.7	46.37	54	-7.63	-	-	35	154	V

* - indicates frequency in CFR47 Pt 15 / IC RSS-Restricted Band
Pk - Peak detector
RMS - RMS detection

This report shall not be reproduced except in full, without the written approval of UL Verification Services Inc.

AUTHORIZED BANDEDGE (HIGH CHANNEL, CH 12)

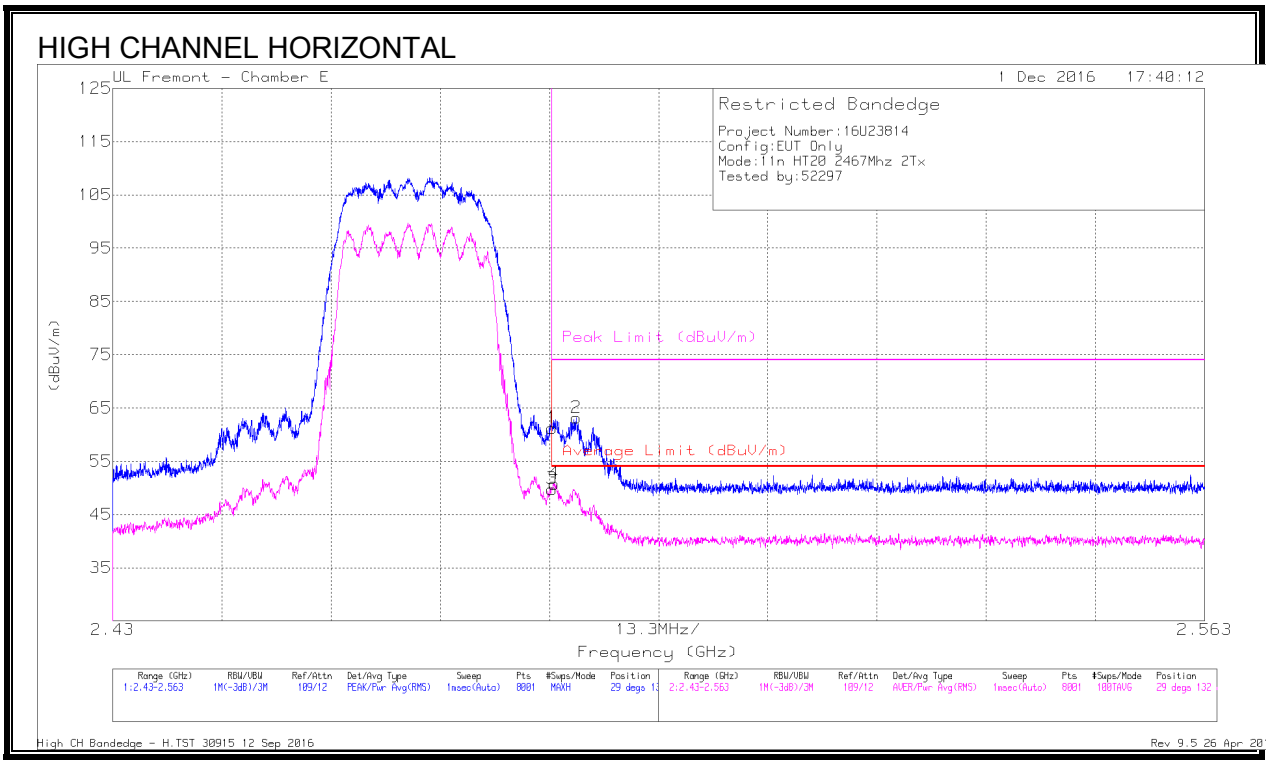

Marker	Frequency (GHz)	Meter Reading (dBuV)	Det	AF T711 (dB/m)	Amp/Cbl/Fltr/Pad (dB)	Corrected Reading (dBuV/m)	Average Limit (dBuV/m)	Margin (dB)	Peak Limit (dBuV/m)	PK Margin (dB)	Azimuth (Degs)	Height (cm)	Polarity
1	* 2.484	48.62	Pk	32.3	-19.7	61.22	-	-	74	-12.78	29	132	H
3	* 2.484	37.17	RMS	32.3	-19.7	49.77	54	-4.23	-	-	29	132	H
4	* 2.484	38.18	RMS	32.3	-19.7	50.78	54	-3.22	-	-	29	132	H
2	* 2.486	50.66	Pk	32.3	-19.8	63.16	-	-	74	-10.84	29	132	H

* - indicates frequency in CFR47 Pt 15 / IC RSS-Restricted Band
Pk - Peak detector
RMS - RMS detection

This report shall not be reproduced except in full, without the written approval of UL Verification Services Inc.

HIGH CHANNEL VERTICAL

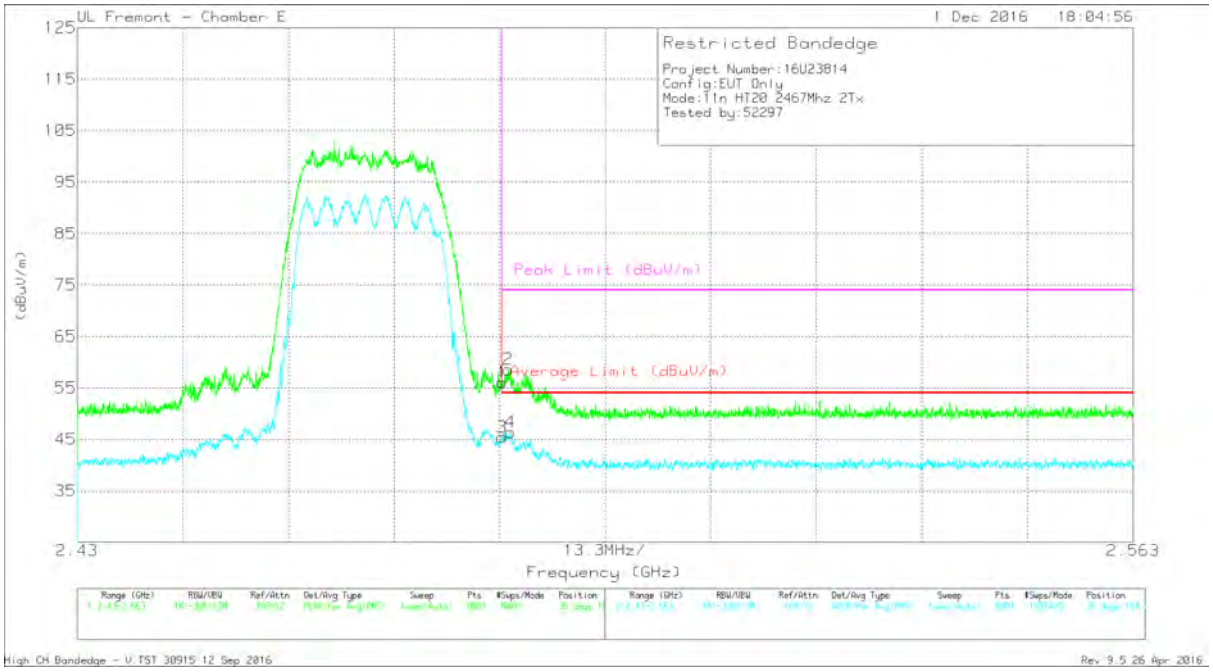

Marker	Frequency (GHz)	Meter Reading (dBuV)	Det	AF T711 (dB/m)	Amp/Cbl/Fltr/Pad (dB)	Corrected Reading (dBuV/m)	Average Limit (dBuV/m)	Margin (dB)	Peak Limit (dBuV/m)	PK Margin (dB)	Azimuth (Degs)	Height (cm)	Polarity
1	* 2.484	43.49	Pk	32.3	-19.7	56.09	-	-	74	-17.91	35	154	V
2	* 2.484	45.99	Pk	32.3	-19.7	58.59	-	-	74	-15.41	35	154	V
3	* 2.484	32.81	RMS	32.3	-19.7	45.41	54	-8.59	-	-	35	154	V
4	* 2.485	33.77	RMS	32.3	-19.7	46.37	54	-7.63	-	-	35	154	V

* - indicates frequency in CFR47 Pt 15 / IC RSS-Restricted Band
Pk - Peak detector
RMS - RMS detection

This report shall not be reproduced except in full, without the written approval of UL Verification Services Inc.

AUTHORIZED BANDEDGE (HIGH CHANNEL, CH 13)

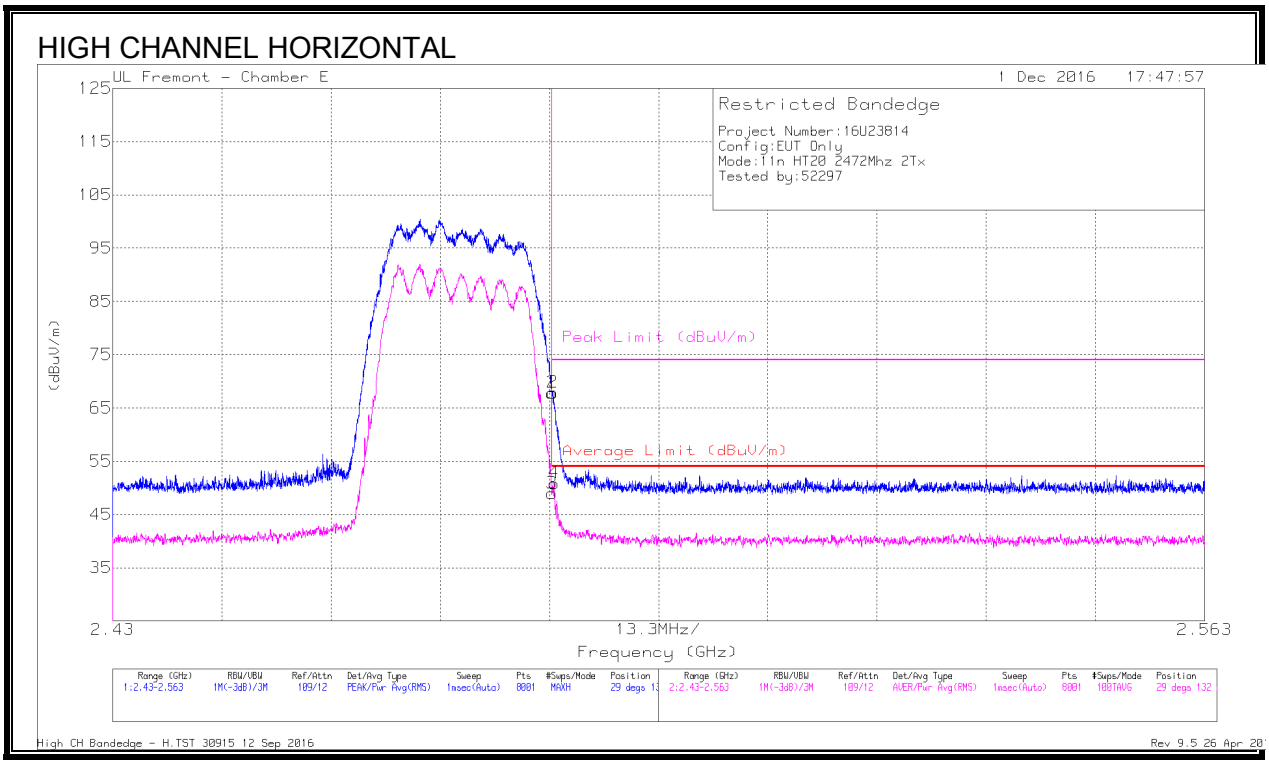

Marker	Frequency (GHz)	Meter Reading (dBuV)	Det	AF T711 (dB/m)	Amp/Cbl/Fltr/Pad (dB)	Corrected Reading (dBuV/m)	Average Limit (dBuV/m)	Margin (dB)	Peak Limit (dBuV/m)	PK Margin (dB)	Azimuth (Degs)	Height (cm)	Polarity
1	* 2.484	55.2	Pk	32.3	-19.7	67.8	-	-	74	-6.2	29	132	H
2	* 2.484	55.27	Pk	32.3	-19.7	67.87	-	-	74	-6.13	29	132	H
3	* 2.484	36.36	RMS	32.3	-19.7	48.96	54	-5.04	-	-	29	132	H
4	* 2.484	38.27	RMS	32.3	-19.7	50.87	54	-3.13	-	-	29	132	H

* - indicates frequency in CFR47 Pt 15 / IC RSS-Restricted Band
Pk - Peak detector
RMS - RMS detection

This report shall not be reproduced except in full, without the written approval of UL Verification Services Inc.

HIGH CHANNEL VERTICAL

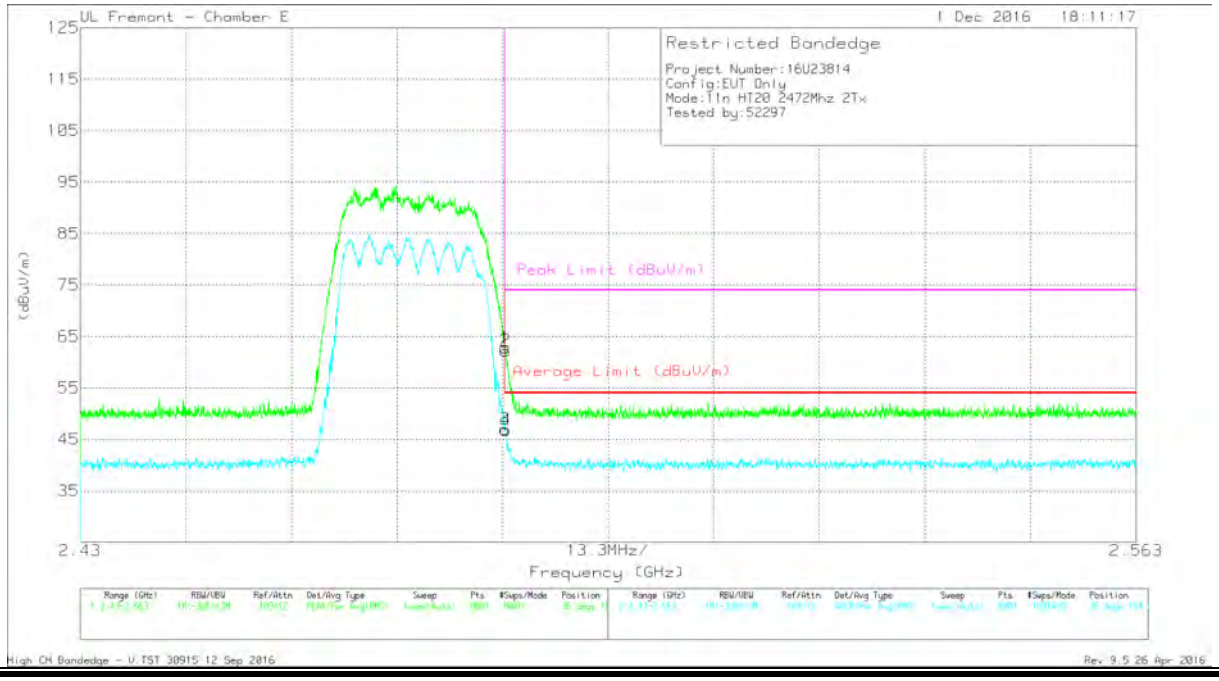

Marker	Frequency (GHz)	Meter Reading (dBuV)	Det	AF T711 (dB/m)	Amp/Cbl/Fltr/Pad (dB)	Corrected Reading (dBuV/m)	Average Limit (dBuV/m)	Margin (dB)	Peak Limit (dBuV/m)	PK Margin (dB)	Azimuth (Degs)	Height (cm)	Polarity
1	* 2.484	50.24	Pk	32.3	-19.7	62.84	-	-	74	-11.16	35	154	V
2	* 2.484	49.62	Pk	32.3	-19.7	62.22	-	-	74	-11.78	35	154	V
3	* 2.484	34.39	RMS	32.3	-19.7	46.99	54	-7.01	-	-	35	154	V
4	* 2.484	34.15	RMS	32.3	-19.7	46.75	54	-7.25	-	-	35	154	V

* - indicates frequency in CFR47 Pt 15 / IC RSS-Restricted Band
Pk - Peak detector
RMS - RMS detection

This report shall not be reproduced except in full, without the written approval of UL Verification Services Inc.

HARMONICS AND SPURIOUS EMISSIONS (LOW CHANNEL, CH 1)

LOW CHANNEL HORIZONTAL

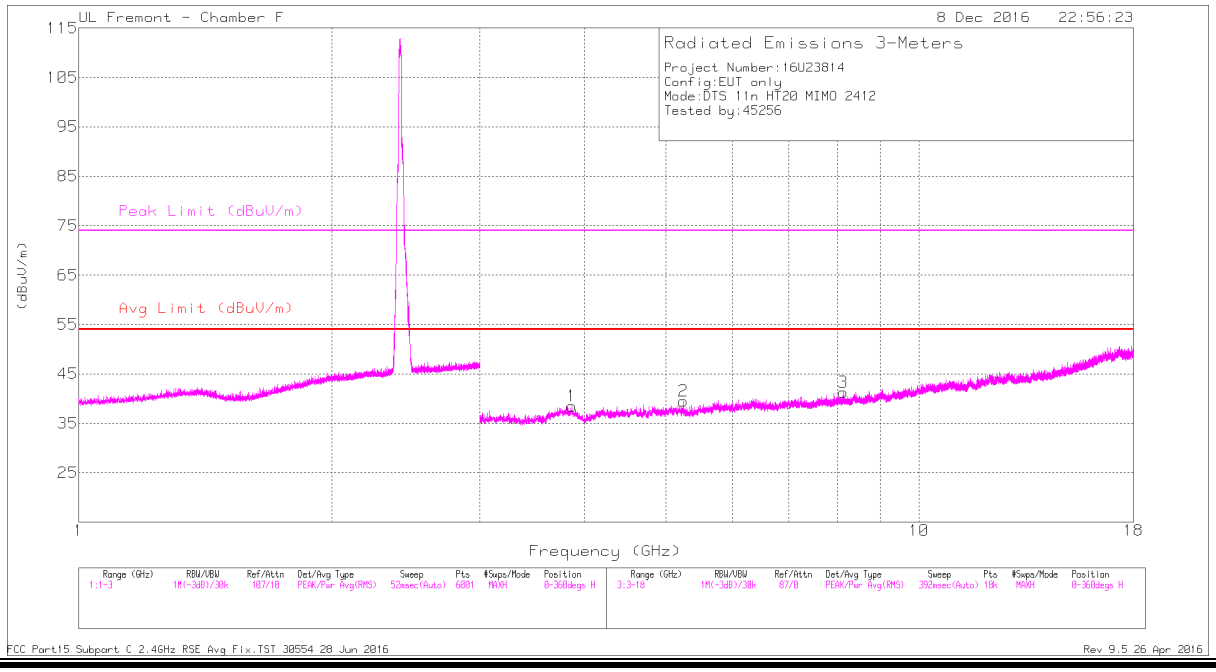

LOW CHANNEL VERTICAL

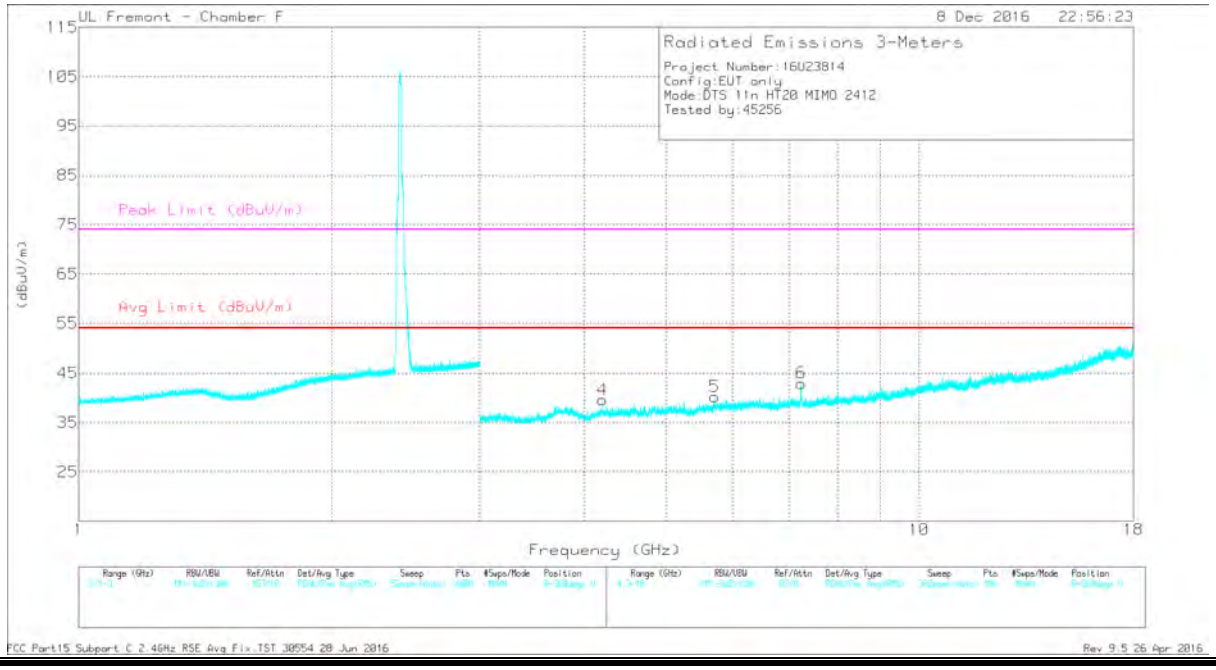

This report shall not be reproduced except in full, without the written approval of UL Verification Services Inc.

Marker	Frequency (GHz)	Meter Reading (dBuV)	Det	AF T344 (dB/m)	Amp/Cbl/Flt r/Pad (dB)	DC Corr (dB)	Corrected Reading (dBuV/m)	Avg Limit (dBuV/m)	Margin (dB)	Peak Limit (dBuV/m)	PK Margin (dB)	Azimuth (Degs)	Height (cm)	Polarity
1	* 3.863	38.25	PK2	33.4	-28.2	0	43.45	-	-	74	-30.55	7	375	H
	* 3.863	27.7	MAv1	33.4	-28.2	0	32.9	54	-21.1	-	-	7	375	H
2	5.248	37.81	PK2	34.4	-27.9	0	44.31	-	-	-	-	100	170	H
3	* 8.124	35.62	PK2	35.7	-24.5	0	46.82	-	-	74	-27.18	93	342	H
	* 8.126	24.89	MAv1	35.7	-24.4	0	36.19	54	-17.81	-	-	93	342	H
4	* 4.204	37.49	PK2	33.7	-28	0	43.19	-	-	74	-30.81	55	191	V
	* 4.202	27.34	MAv1	33.7	-28	0	33.04	54	-20.96	-	-	55	191	V
5	5.718	36.91	PK2	34.9	-26.5	0	45.31	-	-	-	-	171	374	V
6	7.241	40.09	PK2	35.6	-26	0	49.69	-	-	-	-	259	182	V

* - indicates frequency in CFR47 Pt 15 / IC RSS-Restricted Band
PK2 - KDB558074 Method: Maximum Peak
MAv1 - KDB558074 Option 1 Maximum RMS Average
FCC Part15 Subpart C 2.4GHz RSE.TST 30915 16 Jun 2015
Rev 9.5 26 Apr 2016

UL VERIFICATION SERVICES INC. FORM NO: CCSUP4701J
47173 BENICIA STREET, FREMONT, CA 94538, USA TEL: (510) 771-1000 FAX: (510) 661-0888
This report shall not be reproduced except in full, without the written approval of UL Verification Services Inc.

HARMONICS AND SPURIOUS EMISSIONS (MID CHANNEL, CH 6)

MID CHANNEL HORIZONTAL

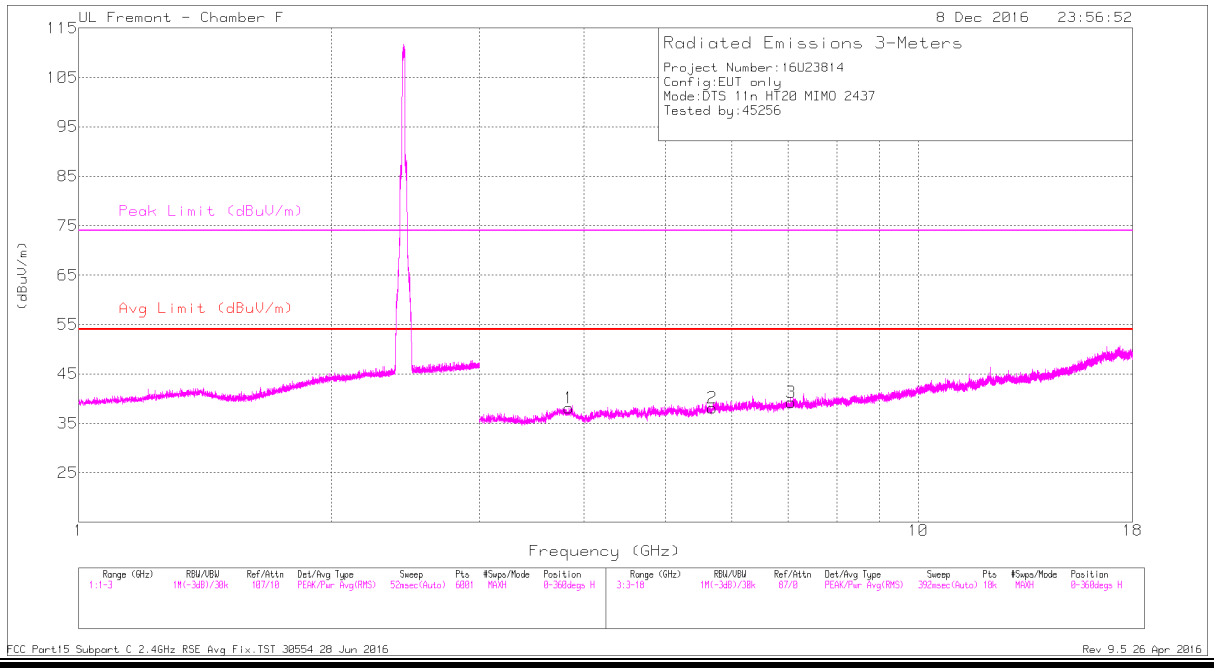

MID CHANNEL VERTICAL

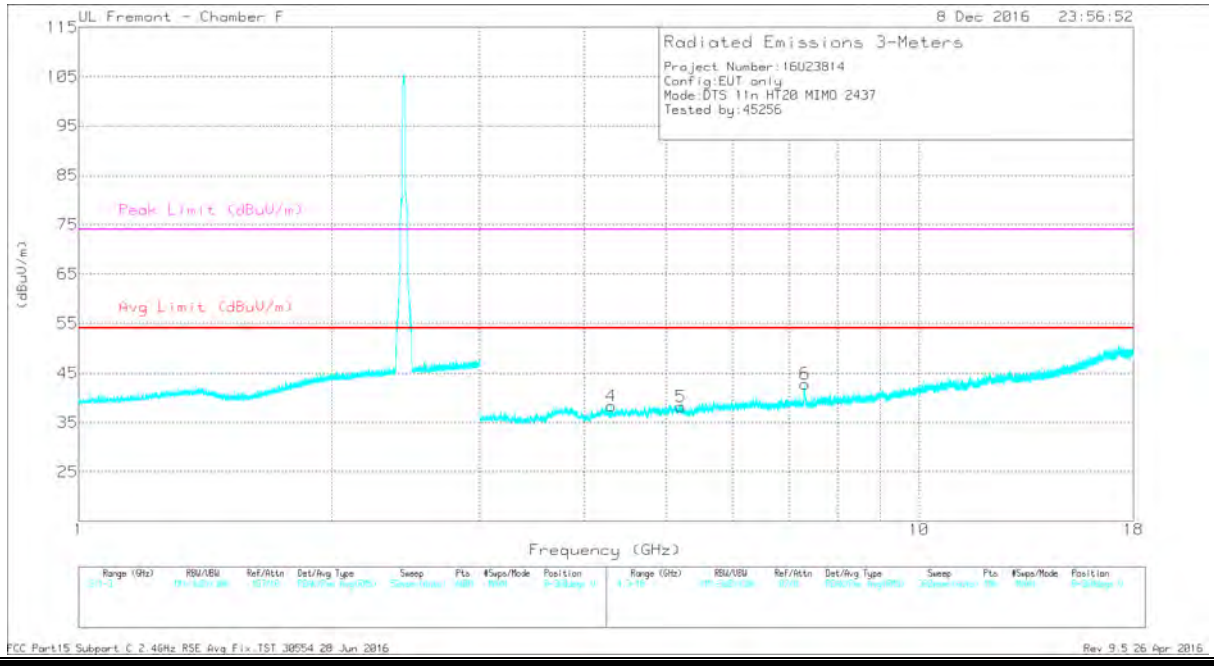

This report shall not be reproduced except in full, without the written approval of UL Verification Services Inc.

Marker	Frequency (GHz)	Meter Reading (dBuV)	Det	AF T344 (dB/m)	Amp/Cbl/Flt r/Pad (dB)	DC Corr (dB)	Corrected Reading (dBuV/m)	Avg Limit (dBuV/m)	Margin (dB)	Peak Limit (dBuV/m)	PK Margin (dB)	Azimuth (Degs)	Height (cm)	Polarity
1	* 3.836	38.14	PK2	33.4	-28.3	0	43.24	-	-	74	-30.76	48	282	H
	* 3.834	27.47	MAv1	33.4	-28.3	0	32.57	54	-21.43	-	-	48	282	H
2	5.688	37.11	PK2	34.8	-27.1	0	44.81	-	-	-	-	8	378	H
3	7.055	36.31	PK2	35.6	-26.2	0	45.71	-	-	-	-	94	357	H
4	* 4.305	38.08	PK2	33.7	-28.8	0	42.98	-	-	74	-31.02	64	391	V
	* 4.305	27.68	MAv1	33.7	-28.8	0	32.58	54	-21.42	-	-	64	391	V
5	5.205	37.18	PK2	34.4	-27.3	0	44.28	-	-	-	-	54	312	V
6	* 7.315	38.47	PK2	35.5	-26.4	0	47.57	-	-	74	-26.43	276	210	V
	* 7.316	28.2	MAv1	35.5	-26.4	0	37.3	54	-16.7	-	-	276	210	V

* - indicates frequency in CFR47 Pt 15 / IC RSS-Restricted Band
PK2 - KDB558074 Method: Maximum Peak
MAv1 - KDB558074 Option 1 Maximum RMS Average
FCC Part15 Subpart C 2.4GHz RSE.TST 30915 16 Jun 2015
Rev 9.5 26 Apr 2016

UL VERIFICATION SERVICES INC. FORM NO: CCSUP4701J
47173 BENICIA STREET, FREMONT, CA 94538, USA TEL: (510) 771-1000 FAX: (510) 661-0888
This report shall not be reproduced except in full, without the written approval of UL Verification Services Inc.

HARMONICS AND SPURIOUS EMISSIONS HIGH CHANNEL, CH 13)

HIGH CHANNEL HORIZONTAL

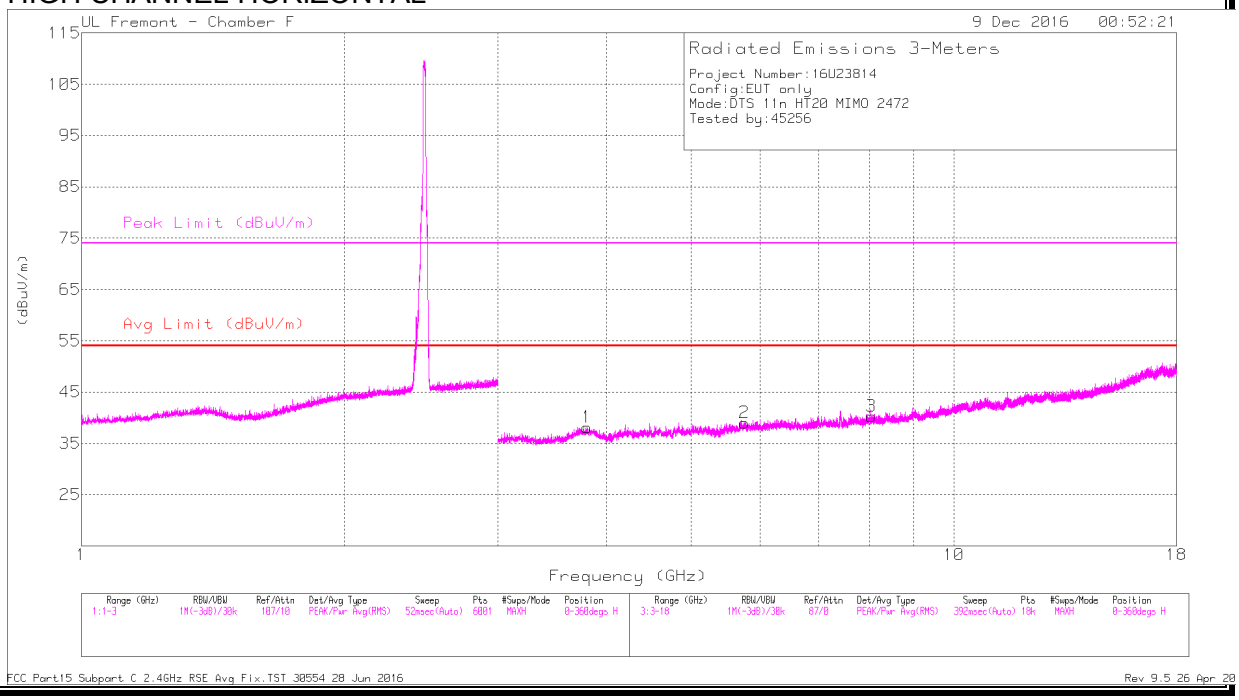

HIGH CHANNEL VERTICAL

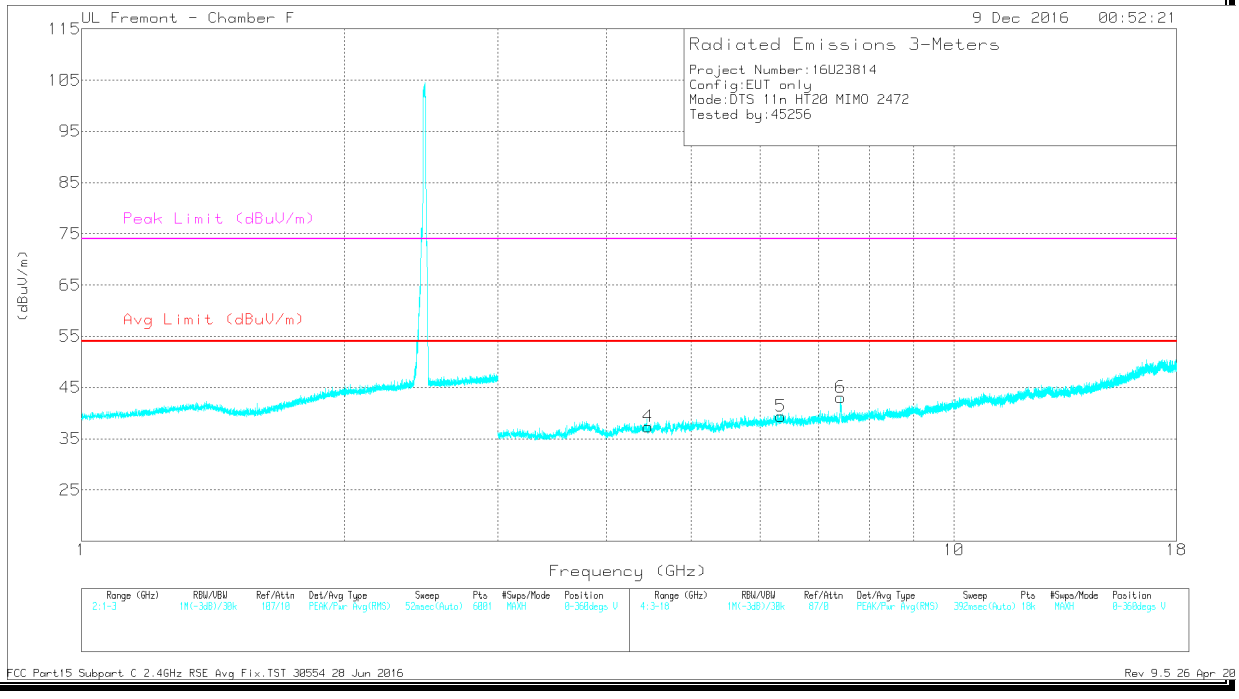

This report shall not be reproduced except in full, without the written approval of UL Verification Services Inc.

Marker	Frequency (GHz)	Meter Reading (dBuV)	Det	AF T344 (dB/m)	Amp/Cbl/Fltr/Pad (dB)	DC Corr (dB)	Corrected Reading (dBuV/m)	Avg Limit (dBuV/m)	Margin (dB)	Peak Limit (dBuV/m)	PK Margin (dB)	Azimuth (Degs)	Height (cm)	Polarity
1	* 3.796	38.92	PK2	33.4	-28.7	0	43.62	-	-	74	-30.38	197	228	H
	* 3.797	28.01	MAv1	33.4	-28.7	0	32.71	54	-21.29	-	-	197	228	H
2	5.753	37.08	PK2	34.9	-26.7	0	45.28	-	-	-	-	317	252	H
3	* 8.037	35.48	PK2	35.8	-24.6	0	46.68	-	-	74	-27.32	108	150	H
	* 8.039	24.76	MAv1	35.8	-24.6	0	35.96	54	-18.04	-	-	108	150	H
4	4.466	37.81	PK2	34	-28.5	0	43.31	-	-	-	-	125	299	V
5	6.332	36.96	PK2	35.4	-26.9	0	45.46	-	-	-	-	231	301	V
6	* 7.422	40.75	PK2	35.6	-25.7	0	50.65	-	-	74	-23.35	245	293	V
	* 7.423	29.85	MAv1	35.6	-25.7	0	39.75	54	-14.25	-	-	245	293	V

* - indicates frequency in CFR47 Pt 15 / IC RSS-Restricted Band
PK2 - KDB558074 Method: Maximum Peak
MAv1 - KDB558074 Option 1 Maximum RMS Average
FCC Part15 Subpart C 2.4GHz RSE.TST 30915 16 Jun 2015
Rev 9.5 26 Apr 2016

UL VERIFICATION SERVICES INC. FORM NO: CCSUP4701J
47173 BENICIA STREET, FREMONT, CA 94538, USA TEL: (510) 771-1000 FAX: (510) 661-0888
This report shall not be reproduced except in full, without the written approval of UL Verification Services Inc.

9.3. WORST-CASE BELOW 1 GHz

SPURIOUS EMISSIONS 30 TO 1000 MHz (WORST-CASE CONFIGURATION)

HORIZONTAL PLOT

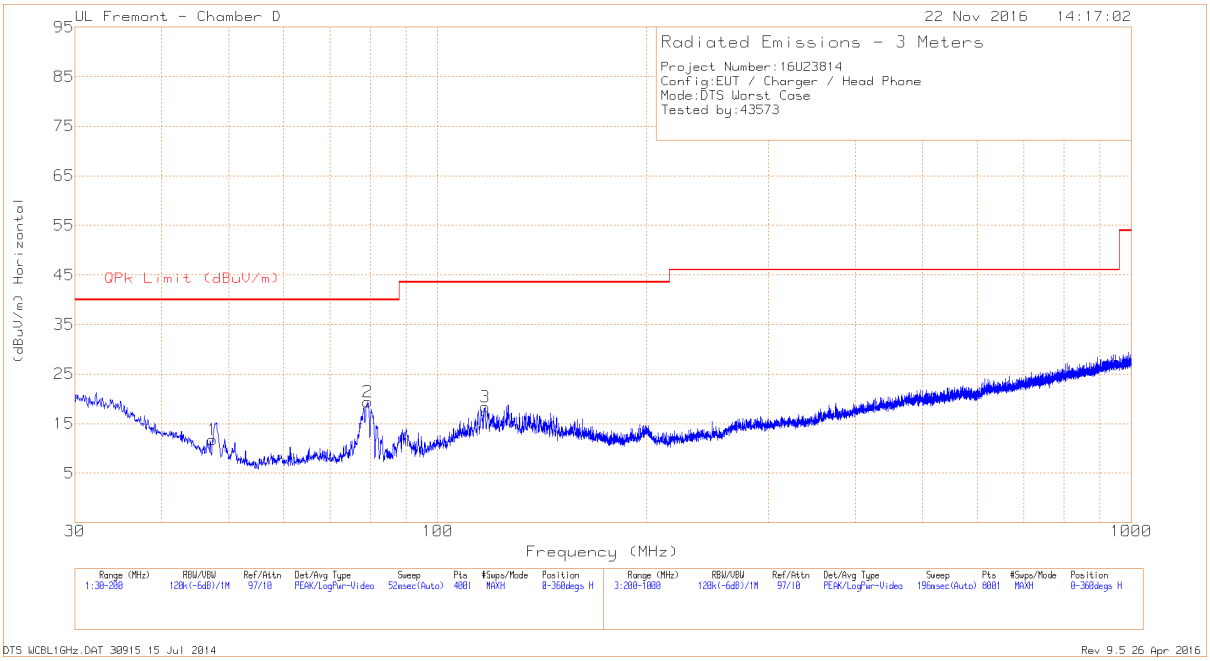

VERTICAL PLOT

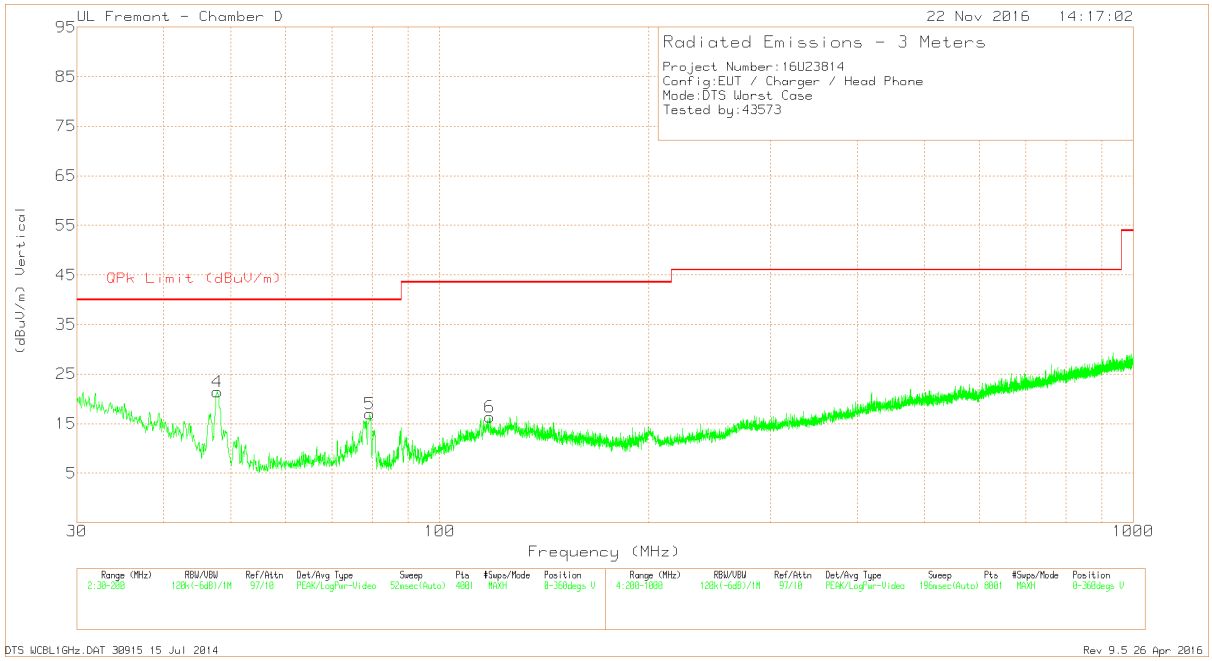

This report shall not be reproduced except in full, without the written approval of UL Verification Services Inc.

DATA

Marker	Frequency (MHz)	Meter Reading (dBuV)	Det	AF T243 (dB/m)	Amp/Cbl (dB)	Corrected Reading (dBuV/m)	QPk Limit (dBuV/m)	Margin (dB)	Azimuth (Degs)	Height (cm)	Polarity
3	* 117.04	31.88	Pk	17.7	-31.2	18.38	43.52	-25.14	0-360	299	H
6	* 117.975	29.73	Pk	17.8	-31.2	16.33	43.52	-27.19	0-360	100	V
1	47.3825	30.4	Pk	13.1	-31.7	11.8	40	-28.2	0-360	199	H
4	47.8075	40.22	Pk	12.9	-31.7	21.42	40	-18.58	0-360	100	V
2	79.3	39.19	Pk	11.7	-31.5	19.39	40	-20.61	0-360	199	H
5	79.3	36.8	Pk	11.7	-31.5	17	40	-23	0-360	100	V

* - indicates frequency in CFR47 Pt 15 / IC RSS-Restricted Band
Pk - Peak detector
FCC Part 15 Subpart C 30-1000MHz.TST 30915 15 Jul 2014
Rev 9.5 26 Apr 2016

UL VERIFICATION SERVICES INC. FORM NO: CCSUP4701J
47173 BENICIA STREET, FREMONT, CA 94538, USA TEL: (510) 771-1000 FAX: (510) 661-0888
This report shall not be reproduced except in full, without the written approval of UL Verification Services Inc.

9.4. WORST-CASE 18 to 26 GHz

SPURIOUS EMISSIONS 18 TO 26 GHz (WORST-CASE CONFIGURATION, HORIZONTAL & VERTICAL)

HORIZONTAL PLOT

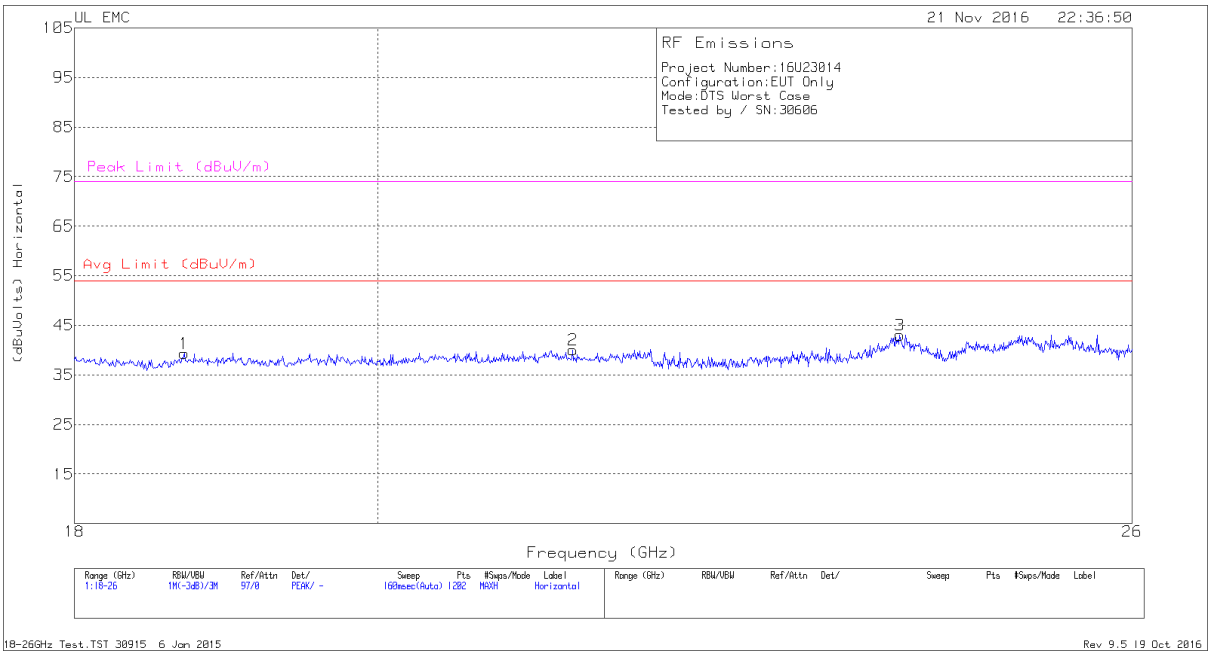

VERTICAL PLOT

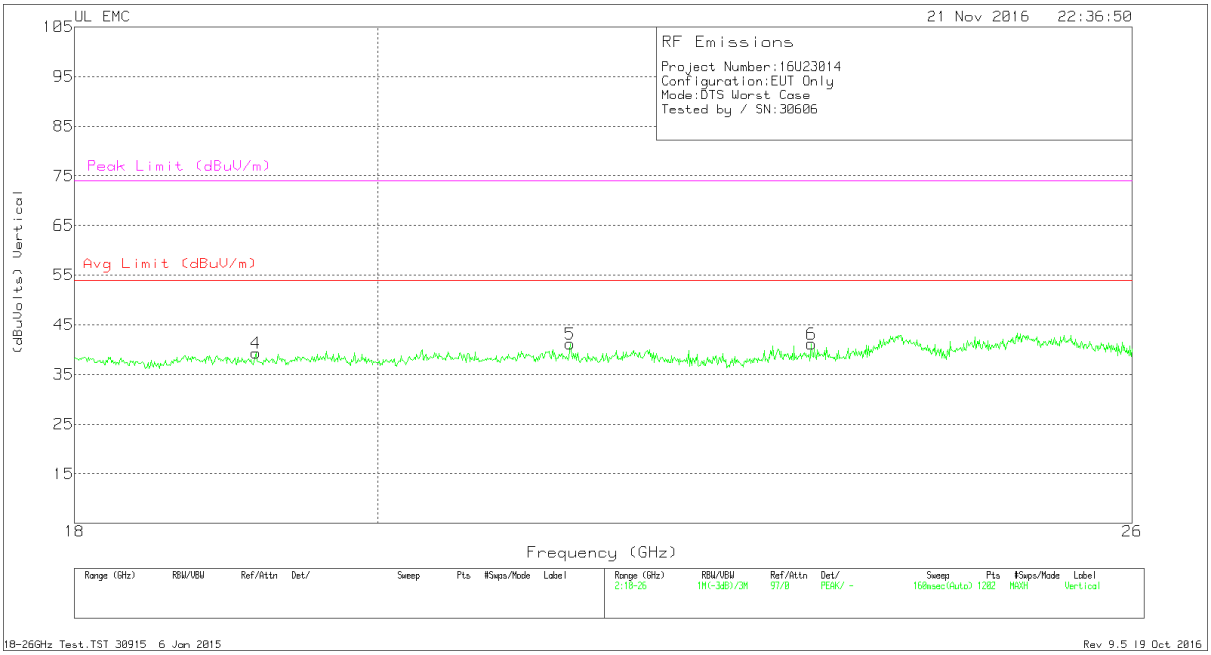

This report shall not be reproduced except in full, without the written approval of UL Verification Services Inc.

DATA

Marker	Frequency (GHz)	Meter Reading (dBuV)	Det	AF T449 (dB/m)	Amp/Cbl (dB)	Dist Corr (dB)	Corrected Reading (dBuVolts)	Avg Limit (dBuV/m)	Margin (dB)	Peak Limit (dBuV/m)	PK Margin (dB)
1	18.699	40.63	Pk	32.4	-24.2	-9.5	39.33	54	-14.67	74	-34.67
2	21.404	42	Pk	33.1	-25.6	-9.5	40	54	-14	74	-34
3	23.982	42.8	Pk	34	-24.3	-9.5	43	54	-11	74	-31
4	19.172	40.83	Pk	32.7	-24.7	-9.5	39.33	54	-14.67	74	-34.67
5	21.384	43.07	Pk	33.1	-25.5	-9.5	41.17	54	-12.83	74	-32.83
6	23.256	42.17	Pk	33.5	-25	-9.5	41.17	54	-12.83	74	-32.83

Pk - Peak detector
18-26GHz Test.TST 30915 6 Jan 2015
Rev 9.5 19 Oct 2016

This report shall not be reproduced except in full, without the written approval of UL Verification Services Inc.

10. AC POWER LINE CONDUCTED EMISSIONS

LIMITS

FCC §15.207 (a)

RSS-Gen 8.8

Frequency of Emission (MHz)	Conducted Limit (dBμV)	
	Quasi-peak	Average
0.15-0.5	66 to 56 *	56 to 46 *
0.5-5	56	46
5-30	60	50

*Decreases with the logarithm of the frequency.

TEST PROCEDURE

The EUT is placed on a non-conducting table 40 cm from the vertical ground plane and 80 cm above the horizontal ground plane. The EUT is configured in accordance with ANSI C63.10.

The receiver is set to a resolution bandwidth of 9 kHz. Peak detection is used unless otherwise noted as quasi-peak or average.

Line conducted data is recorded for both NEUTRAL and HOT lines.

This report shall not be reproduced except in full, without the written approval of UL Verification Services Inc.

10.1. EUT POWERED BY AC/DC ADAPTER VIA USB CABLE

LINE 1 RESULTS

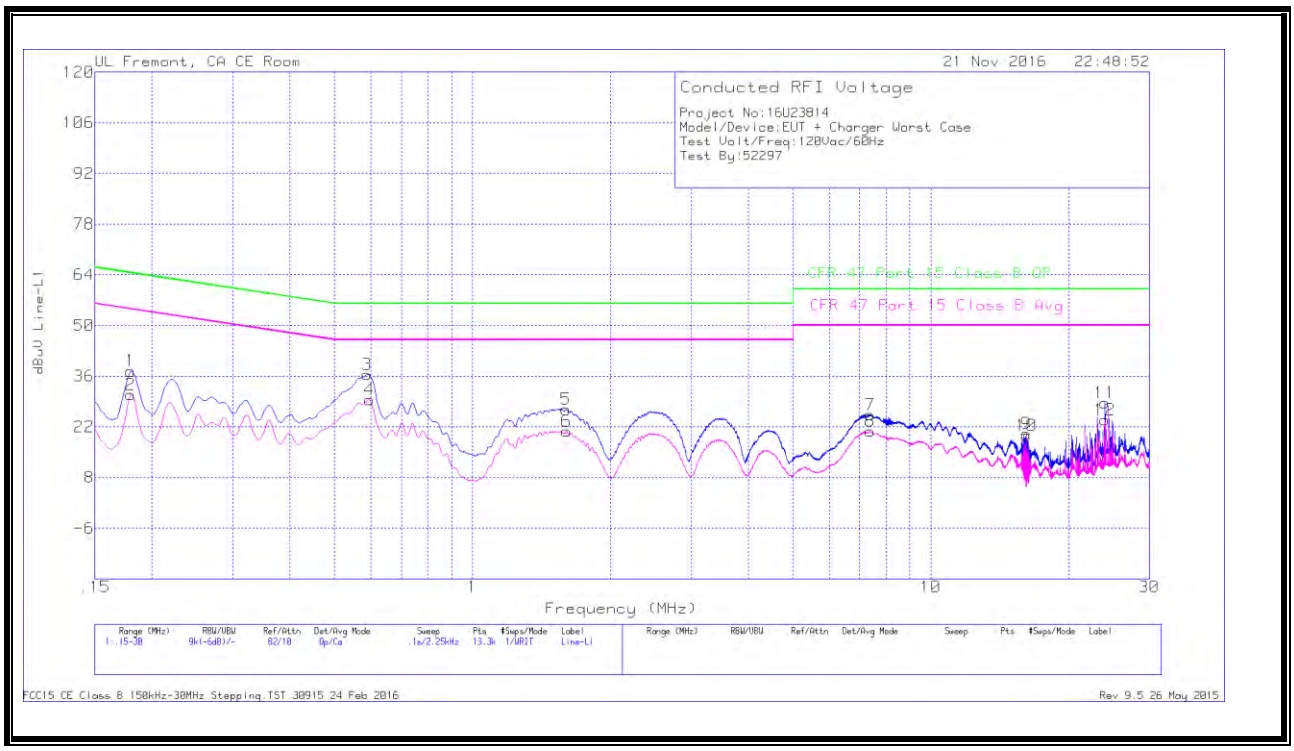

WORST EMISSIONS

Range 1: Line-L1 .15 - 30MHz											
Marker	Frequency (MHz)	Meter Reading (dBuV)	Det	LISN L1	LC Cables 1&3	Limiter (dB)	Corrected Reading dBuV	CFR 47 Part 15 Class B QP	QP Margin (dB)	CFR 47 Part 15 Class B Avg	Av(CISPR)Margin (dB)
1	.17925	27.3	Qp	0	0	10.1	37.4	64.52	-27.12	-	-
2	.17925	20.8	Ca	0	0	10.1	30.9	-	-	54.52	-23.62
3	.58875	26.37	Qp	0	0	10.1	36.47	56	-19.53	-	-
4	.5955	19.33	Ca	0	0	10.1	29.43	-	-	46	-16.57
5	1.60125	16.6	Qp	0	.1	10.1	26.8	56	-29.2	-	-
6	1.6035	10.52	Ca	0	.1	10.1	20.72	-	-	46	-25.28
7	7.3725	15.05	Qp	0	.1	10.2	25.35	60	-34.65	-	-
8	7.3815	10.44	Ca	0	.1	10.2	20.74	-	-	50	-29.26
9	16.14525	9.6	Qp	0	.2	10.3	20.1	60	-39.9	-	-
10	16.14525	9.01	Ca	0	.2	10.3	19.51	-	-	50	-30.49
11	24	17.78	Qp	.1	.2	10.5	28.58	60	-31.42	-	-
12	24	13.05	Ca	.1	.2	10.5	23.85	-	-	50	-26.15

Qp - Quasi-Peak detector
Ca - CISPR average detection

This report shall not be reproduced except in full, without the written approval of UL Verification Services Inc.

LINE 2 RESULTS

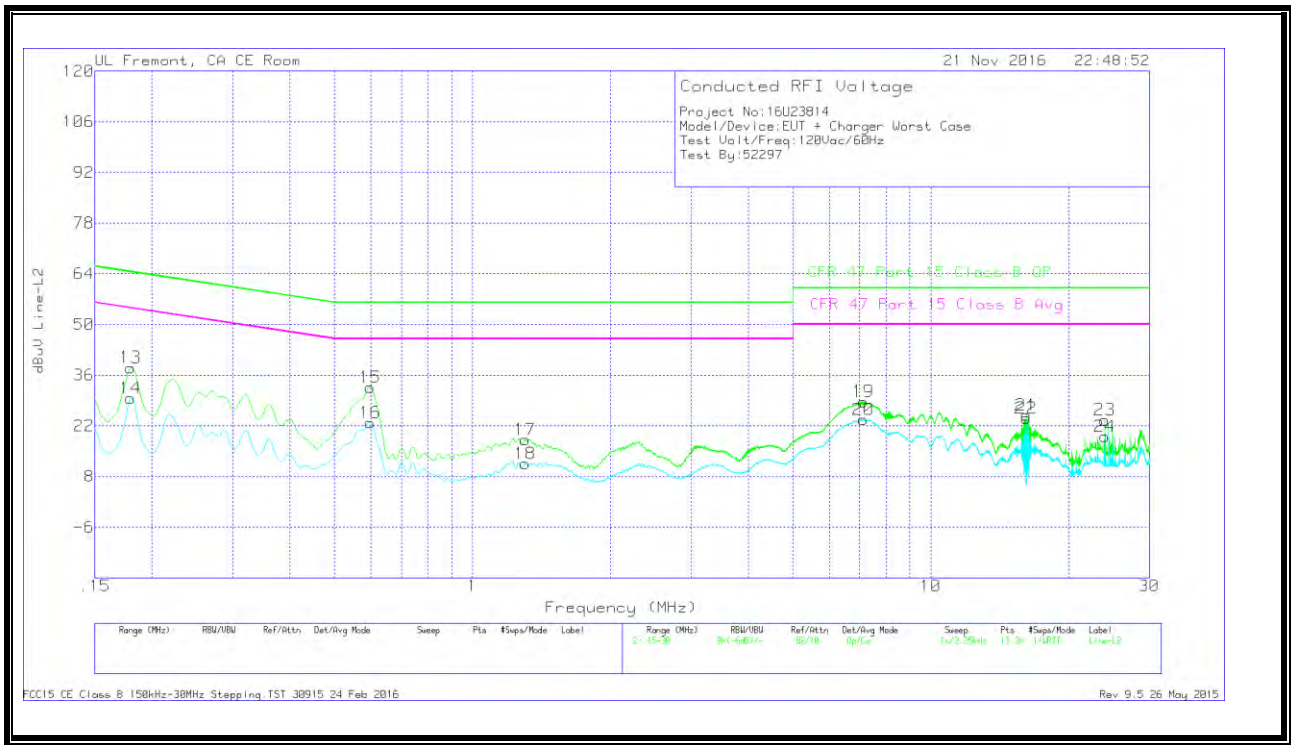

WORST EMISSIONS

Range 2: Line-L2 .15 - 30MHz											
Marker	Frequency (MHz)	Meter Reading (dBuV)	Det	LISN L2	LC Cables 2&3	Limiter (dB)	Corrected Reading dBuV	CFR 47 Part 15 Class B QP	QP Margin (dB)	CFR 47 Part 15 Class B Avg	Av(CISPR)Margin (dB)
13	.17925	27.99	Qp	0	0	10.1	38.09	64.52	-26.43	-	-
14	.17925	19.58	Ca	0	0	10.1	29.68	-	-	54.52	-24.84
15	.59775	22.52	Qp	0	0	10.1	32.62	56	-23.38	-	-
16	.59775	12.81	Ca	0	0	10.1	22.91	-	-	46	-23.09
17	1.302	7.98	Qp	0	.1	10.1	18.18	56	-37.82	-	-
18	1.302	1.4	Ca	0	.1	10.1	11.6	-	-	46	-34.4
19	7.12275	18.4	Qp	0	.1	10.2	28.7	60	-31.3	-	-
20	7.11713	13.48	Ca	0	.1	10.2	23.78	-	-	50	-26.22
21	16.143	14.54	Qp	0	.2	10.3	25.04	60	-34.96	-	-
22	16.143	13.58	Ca	0	.2	10.3	24.08	-	-	50	-25.92
23	24	12.86	Qp	.1	.2	10.5	23.66	60	-36.34	-	-
24	24	8.22	Ca	.1	.2	10.5	19.02	-	-	50	-30.98

Qp - Quasi-Peak detector
Ca - CISPR average detection

This report shall not be reproduced except in full, without the written approval of UL Verification Services Inc.

10.2. EUT POWERED BY HOST PC VIA USB CABLE

LINE 1 RESULTS

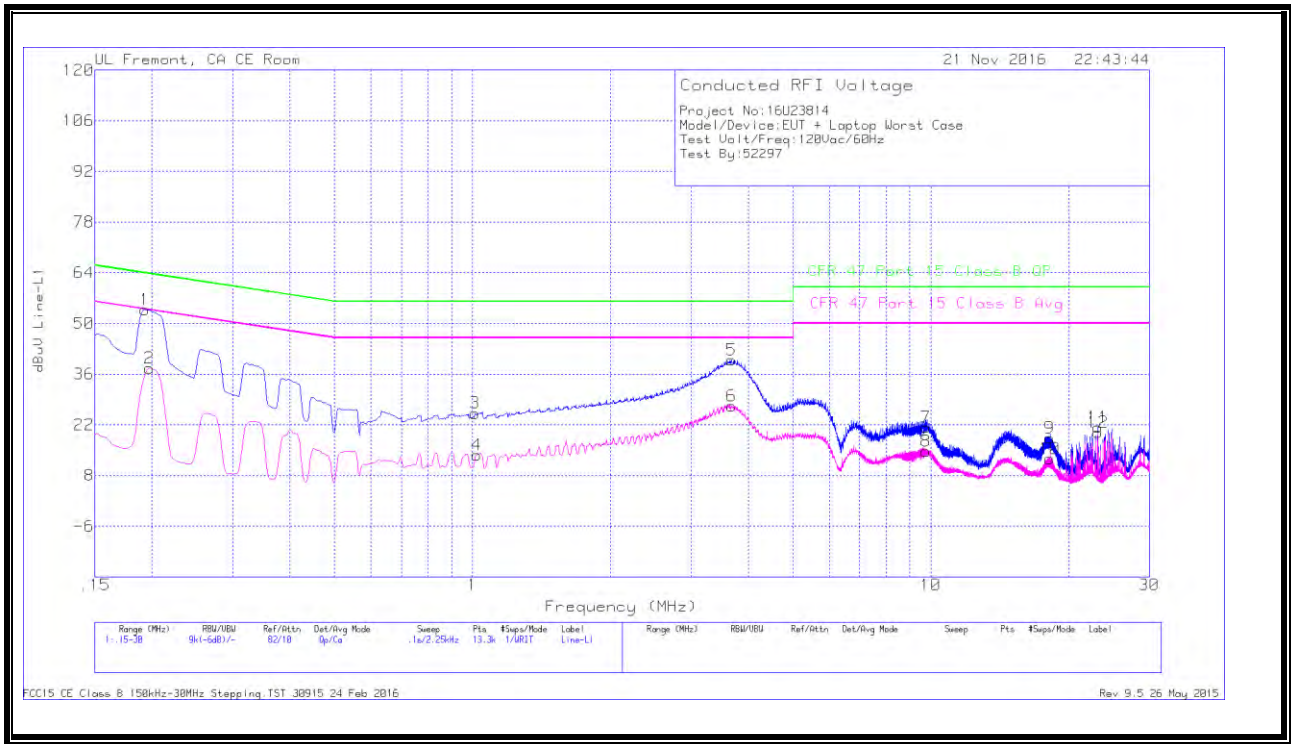

WORST EMISSIONS

Range 1: Line-L1 .15 - 30MHz											
Marker	Frequency (MHz)	Meter Reading (dBuV)	Det	LISN L1	LC Cables 1&3	Limiter (dB)	Corrected Reading dBuV	CFR 47 Part 15 Class B QP	QP Margin (dB)	CFR 47 Part 15 Class B Avg	Av(CISPR)Margin (dB)
1	.19275	43.68	Qp	0	0	10.1	53.78	63.92	-10.14	-	-
2	.19725	27.52	Ca	0	0	10.1	37.62	-	-	53.73	-16.11
3	1.014	15.13	Qp	0	0	10.1	25.23	56	-30.77	-	-
4	1.02075	3.53	Ca	0	0	10.1	13.63	-	-	46	-32.37
5	3.6735	29.68	Qp	0	.1	10.1	39.88	56	-16.12	-	-
6	3.67463	17.05	Ca	0	.1	10.1	27.25	-	-	46	-18.75
7	9.771	10.95	Qp	0	.2	10.2	21.35	60	-38.65	-	-
8	9.76875	4.33	Ca	0	.2	10.2	14.73	-	-	50	-35.27
9	18.177	7.94	Qp	0	.2	10.3	18.44	60	-41.56	-	-
10	18.177	2.18	Ca	0	.2	10.3	12.68	-	-	50	-37.32
11	23.1315	10.69	Qp	.1	.2	10.4	21.39	60	-38.61	-	-
12	23.1315	9.22	Ca	.1	.2	10.4	19.92	-	-	50	-30.08

Qp - Quasi-Peak detector
Ca - CISPR average detection

This report shall not be reproduced except in full, without the written approval of UL Verification Services Inc.

LINE 2 RESULTS

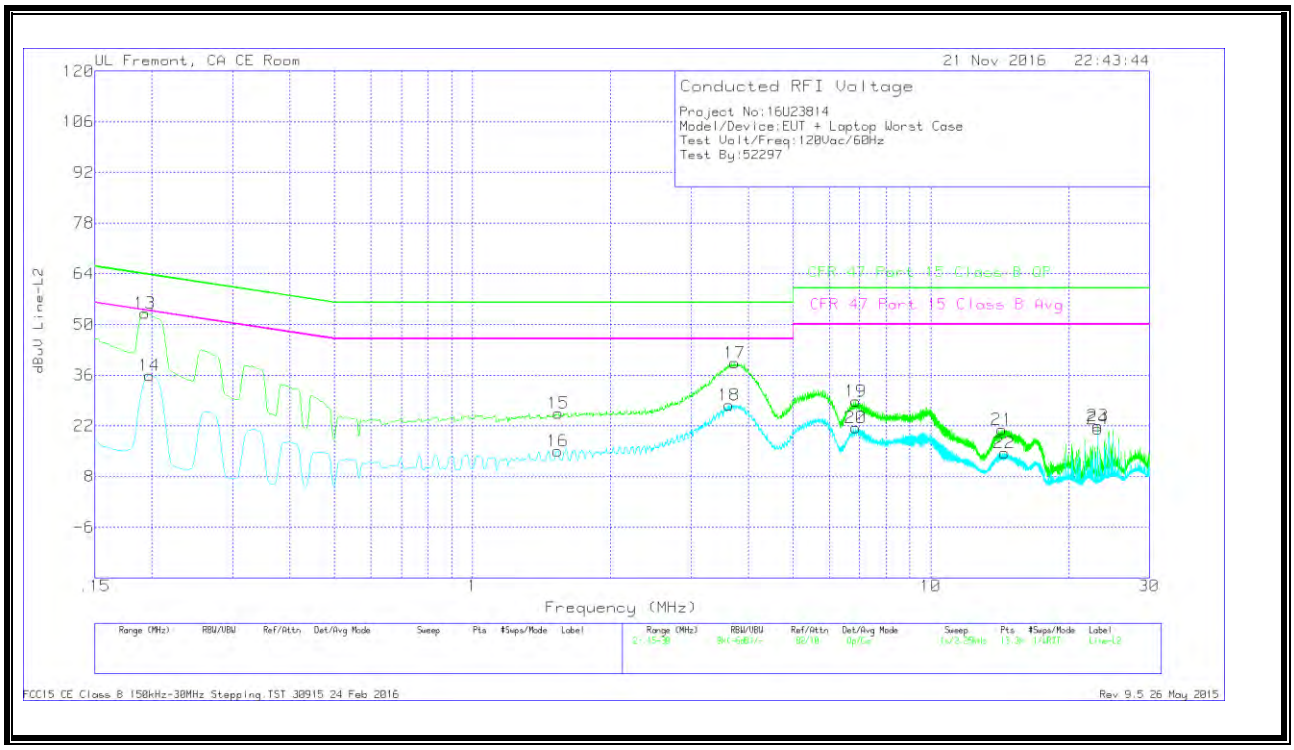

WORST EMISSIONS

Range 2: Line-L2 .15 - 30MHz											
Marker	Frequency (MHz)	Meter Reading (dBuV)	Det	LISN L2	LC Cables 2&3	Limiter (dB)	Corrected Reading dBuV	CFR 47 Part 15 Class B QP	QP Margin (dB)	CFR 47 Part 15 Class B Avg	Av(CISPR)Margin (dB)
13	.19275	43.1	Qp	0	0	10.1	53.2	63.92	-10.72	-	-
14	.19725	25.89	Ca	0	0	10.1	35.99	-	-	53.73	-17.74
15	1.5405	15.25	Qp	0	.1	10.1	25.45	56	-30.55	-	-
16	1.536	4.89	Ca	0	.1	10.1	15.09	-	-	46	-30.91
17	3.732	29.19	Qp	0	.1	10.1	39.39	56	-16.61	-	-
18	3.62625	17.61	Ca	0	.1	10.1	27.81	-	-	46	-18.19
19	6.864	18.53	Qp	0	.1	10.2	28.83	60	-31.17	-	-
20	6.86175	11.2	Ca	0	.1	10.2	21.5	-	-	50	-28.5
21	14.29125	10.42	Qp	.1	.2	10.2	20.92	60	-39.08	-	-
22	14.48363	4.04	Ca	.1	.2	10.2	14.54	-	-	50	-35.46
23	23.1315	11.38	Qp	.1	.2	10.4	22.08	60	-37.92	-	-
24	23.1315	10.53	Ca	.1	.2	10.4	21.23	-	-	50	-28.77

Qp - Quasi-Peak detector
Ca - CISPR average detection

This report shall not be reproduced except in full, without the written approval of UL Verification Services Inc.