8.21.5. OUTPUT POWER AND PSD

LIMITS

FCC §15.407 (a) (2)

For the band 5.25–5.35 GHz, the maximum conducted output power over the frequency band of operation shall not exceed the lesser of 250 mW or 11 dBm + 10 log B, where B is the 26–dB emission bandwidth in MHz. In addition, the maximum power spectral density shall not exceed 11 dBm in any 1–MHz band. If transmitting antennas of directional gain greater than 6 dBi are used, both the maximum conducted output power and the peak power spectral density shall be reduced by the amount in dB that the directional gain of the antenna exceeds 6 dBi.

TEST PROCEDURE

Measurements perform using a wideband gated RF power meter provided that the gate parameters are adjusted such that the power is measured only when the EUT is transmitting at its maximum power control level. Since the measurement is made only during the ON time of the transmitter, no duty cycle correction factor is required.

DIRECTIONAL ANTENNA GAIN

There is only one transmitter output therefore the directional gain is equal to the antenna gain.

This report shall not be reproduced except in full, without the written approval of UL Verification Services Inc.

RESULTS

ID:	30554	Date:	12/15/16

Bandwidth, Antenna Gain, and Limits

Channel	Frequency (MHz)	Min 26 dB BW (MHz)	Min 99% BW (MHz)	Directional Gain (dBi)	Power Limit (dBm)	PSD Limit (dBm)
Mid	5290	82.72	75.71	2.24	24.00	11.00

Duty Cycle CF (dB)	0.21	Included in Calculations of Corr'd PSD

Output Power Results

Channel	Frequency (MHz)	Ant A Meas Power (dBm)	Total Corr'd Power (dBm)	Power Limit (dBm)	Power Margin (dB)
Mid	5290	12.88	12.88	24.00	-11.12

PPSD Results

Channel	Frequency (MHz)	Ant A Meas PSD (dBm)	Total Corr'd PSD (dBm)	PSD Limit (dBm)	PSD Margin (dB)
Mid	5290	-4.63	-4.42	11.00	-15.42

This report shall not be reproduced except in full, without the written approval of UL Verification Services Inc.

PSD

PSD, MID CH

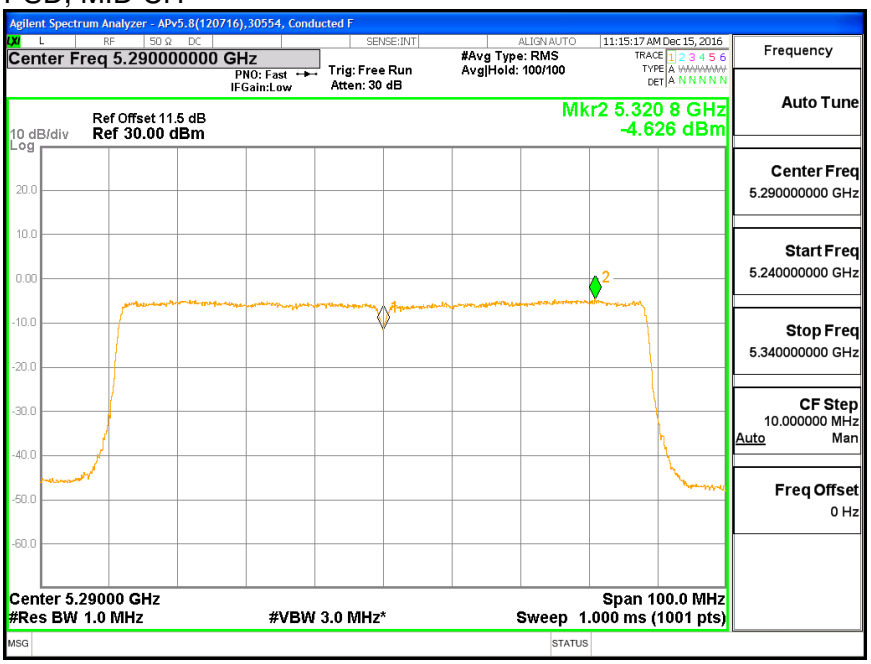

This report shall not be reproduced except in full, without the written approval of UL Verification Services Inc.

8.22. 802.11ac VHT80 ANTENNA B MODE IN THE 5.3 GHz BAND

8.22.1. 26 dB BANDWIDTH

LIMITS

None; for reporting purposes only.

RESULTS

Channel	Frequency (MHz)	26 dB Bandwidth (MHz)
Mid	5290	82.880

26 dB BANDWIDTH

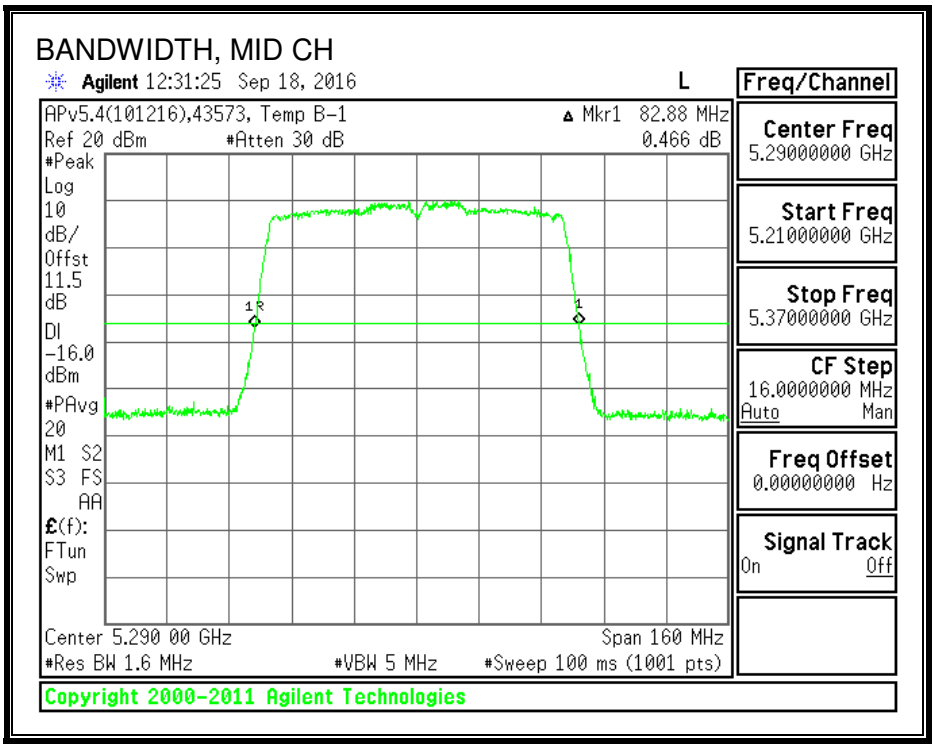

This report shall not be reproduced except in full, without the written approval of UL Verification Services Inc.

8.22.2. 99% BANDWIDTH

LIMITS

None; for reporting purposes only.

RESULTS

Channel	Frequency (MHz)	99% Bandwidth (MHz)
Mid	5290	75.5570

99% BANDWIDTH

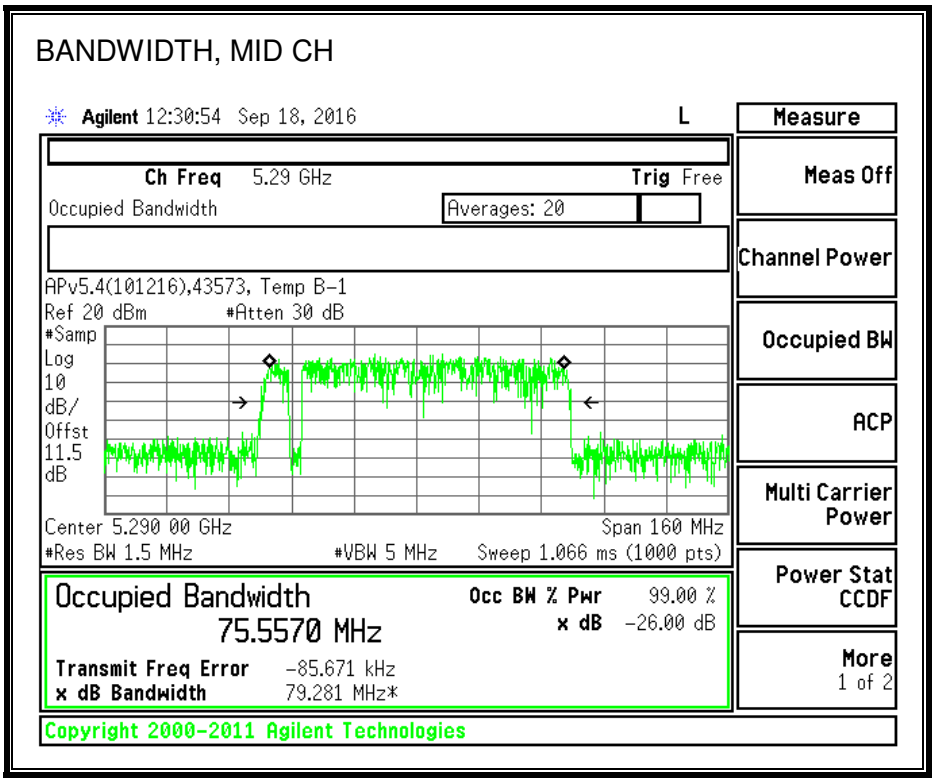

This report shall not be reproduced except in full, without the written approval of UL Verification Services Inc.

8.22.3. AVERAGE POWER

LIMITS

None; for reporting purposes only.

TEST PROCEDURE

Measurements perform using a wideband gated RF power meter.

RESULTS

ID:	30554	Date:	12/15/16

Channel	Frequency (MHz)	Power (dBm)
Mid	5290	12.84

UL VERIFICATION SERVICES INC. FORM NO: CCSUP4701J
47173 BENICIA STREET, FREMONT, CA 94538, USA TEL: (510) 771-1000 FAX: (510) 661-0888
This report shall not be reproduced except in full, without the written approval of UL Verification Services Inc.

8.22.4. OUTPUT POWER AND PSD

LIMITS

FCC §15.407 (a) (2)

For the band 5.25–5.35 GHz, the maximum conducted output power over the frequency band of operation shall not exceed the lesser of 250 mW or 11 dBm + 10 log B, where B is the 26–dB emission bandwidth in MHz. In addition, the maximum power spectral density shall not exceed 11 dBm in any 1–MHz band. If transmitting antennas of directional gain greater than 6 dBi are used, both the maximum conducted output power and the peak power spectral density shall be reduced by the amount in dB that the directional gain of the antenna exceeds 6 dBi.

TEST PROCEDURE

Measurements perform using a wideband gated RF power meter provided that the gate parameters are adjusted such that the power is measured only when the EUT is transmitting at its maximum power control level. Since the measurement is made only during the ON time of the transmitter, no duty cycle correction factor is required.

DIRECTIONAL ANTENNA GAIN

There is only one transmitter output therefore the directional gain is equal to the antenna gain.

UL VERIFICATION SERVICES INC. FORM NO: CCSUP4701J
47173 BENICIA STREET, FREMONT, CA 94538, USA TEL: (510) 771-1000 FAX: (510) 661-0888
This report shall not be reproduced except in full, without the written approval of UL Verification Services Inc.

RESULTS

ID:	30554	Date:	12/15/16

Bandwidth, Antenna Gain, and Limits

Channel	Frequency (MHz)	Min 26 dB BW (MHz)	Min 99% BW (MHz)	Directional Gain (dBi)	Power Limit (dBm)	PSD Limit (dBm)
Mid	5290	82.88	75.56	2.77	24.00	11.00

Duty Cycle CF (dB)	0.21	Included in Calculations of Corr'd PSD

Output Power Results

Channel	Frequency (MHz)	Ant B Meas Power (dBm)	Total Corr'd Power (dBm)	Power Limit (dBm)	Power Margin (dB)
Mid	5290	12.84	12.84	24.00	-11.16

PPSD Results

Channel	Frequency (MHz)	Ant B Meas PSD (dBm)	Total Corr'd PSD (dBm)	PSD Limit (dBm)	PSD Margin (dB)
Mid	5290	-4.65	-4.44	11.00	-15.44

This report shall not be reproduced except in full, without the written approval of UL Verification Services Inc.

PSD

PSD, MID CH

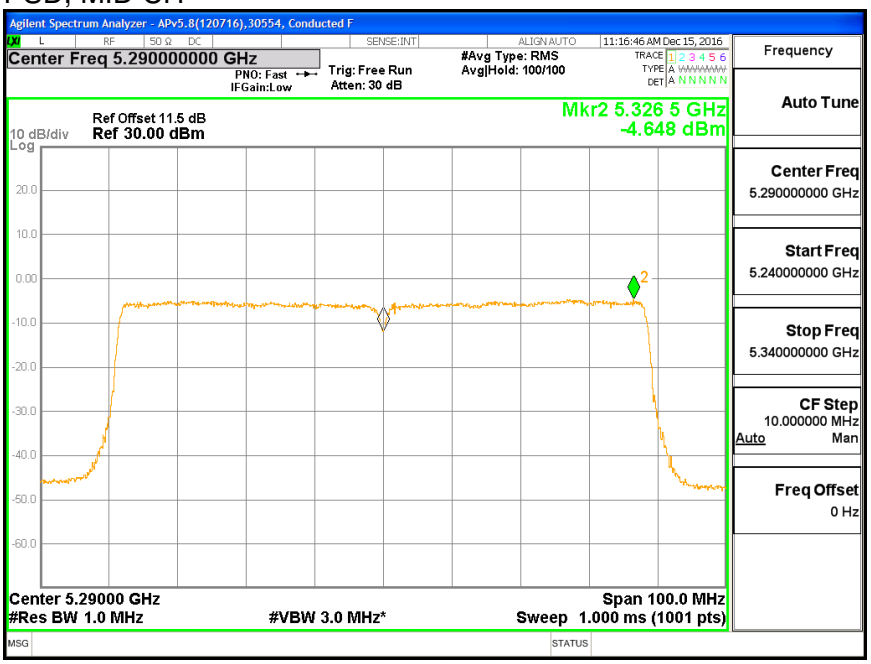

This report shall not be reproduced except in full, without the written approval of UL Verification Services Inc.

8.23. 802.11ac VHT80 2Tx (ANTENNA A + ANTENNA B) CDD MODE IN THE 5.3 GHz BAND

8.23.1. 26 dB BANDWIDTH

LIMITS

None; for reporting purposes only.

RESULTS

Channel	Frequency (MHz)	26 dB BW Ant A (MHz)	26 dB BW Ant B (MHz)
Mid	5290	82.880	82.880

This report shall not be reproduced except in full, without the written approval of UL Verification Services Inc.

26 DB BANDWIDTH, ANTENNA A

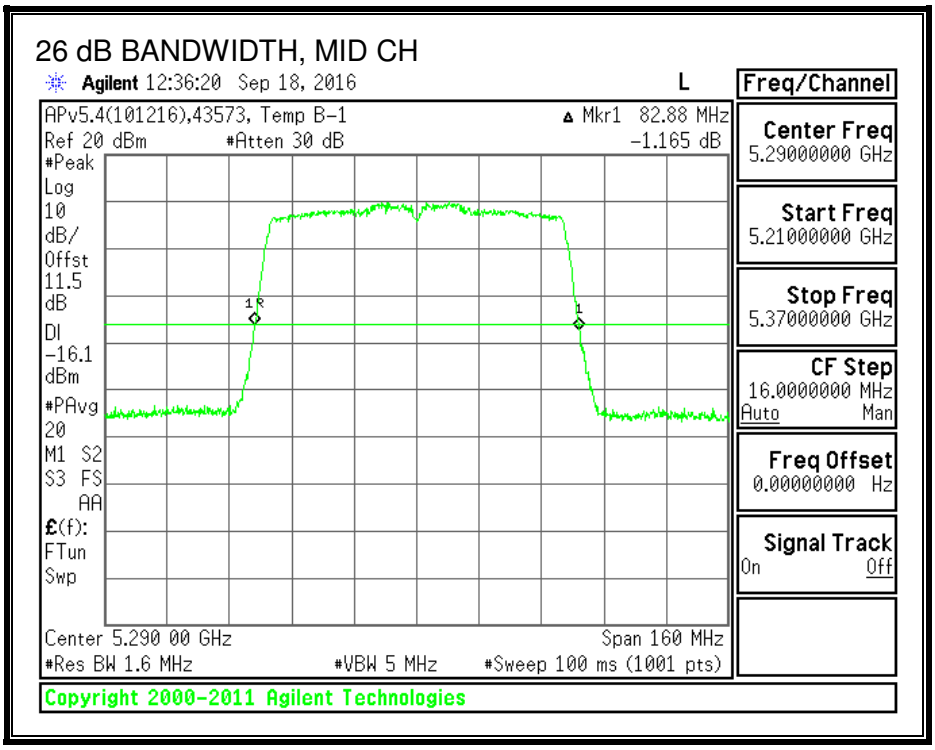

26 DB BANDWIDTH, ANTENNA B

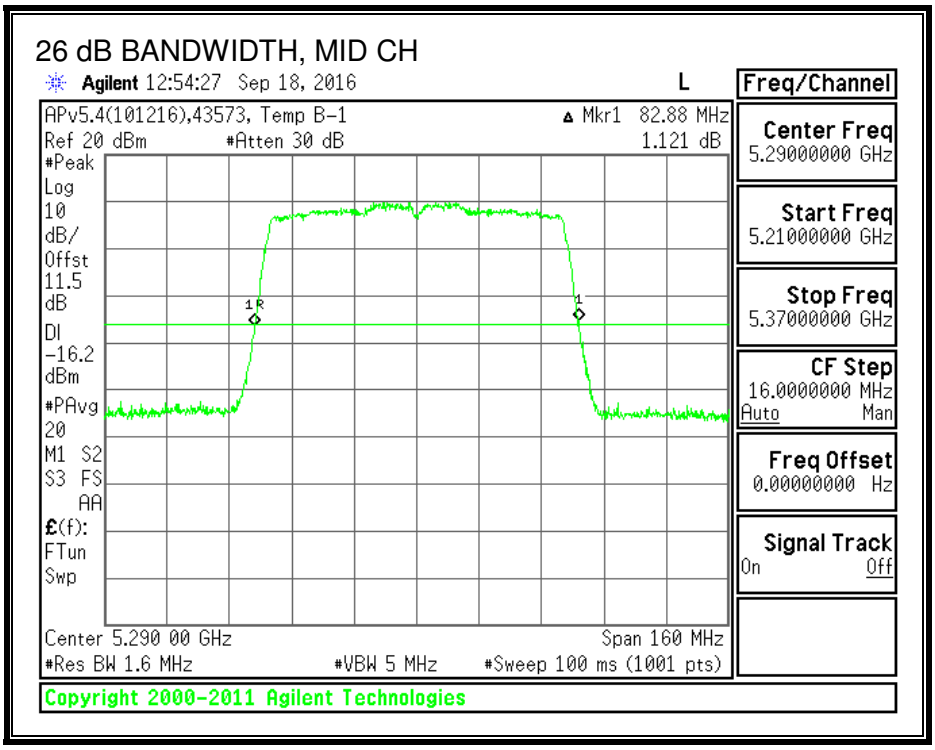

This report shall not be reproduced except in full, without the written approval of UL Verification Services Inc.

8.23.2. 99% BANDWIDTH

LIMITS

None; for reporting purposes only.

RESULTS

Channel	Frequency (MHz)	99% BW Ant A (MHz)	99% BW Ant B (MHz)
Mid	5290	75.552	75.445

This report shall not be reproduced except in full, without the written approval of UL Verification Services Inc.

99% BANDWIDTH, ANTENNA A

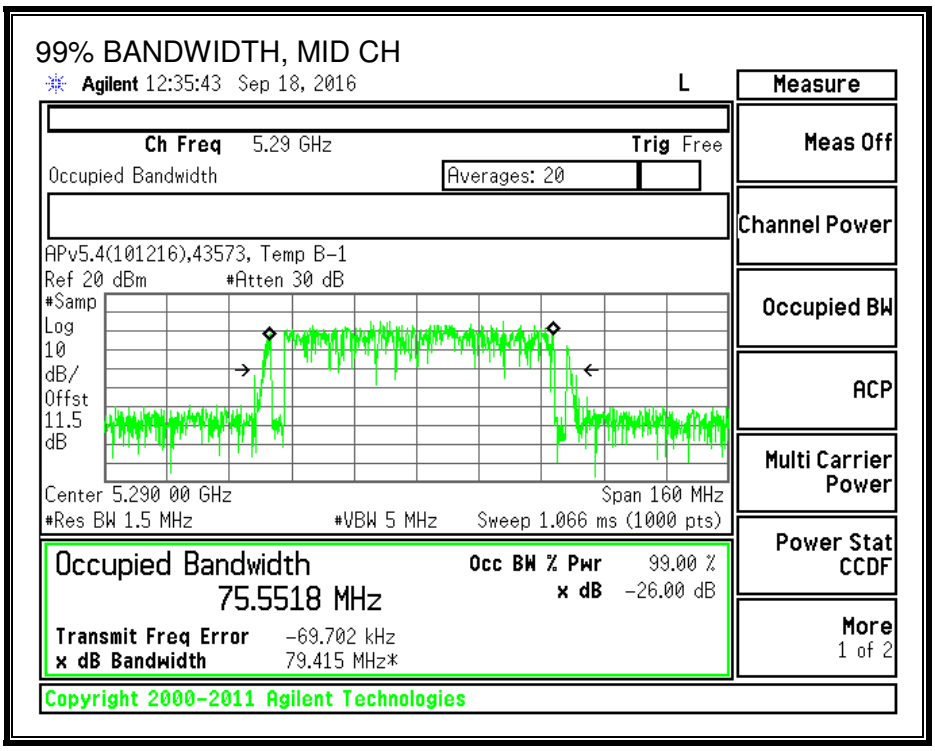

99% BANDWIDTH, ANTENNA B

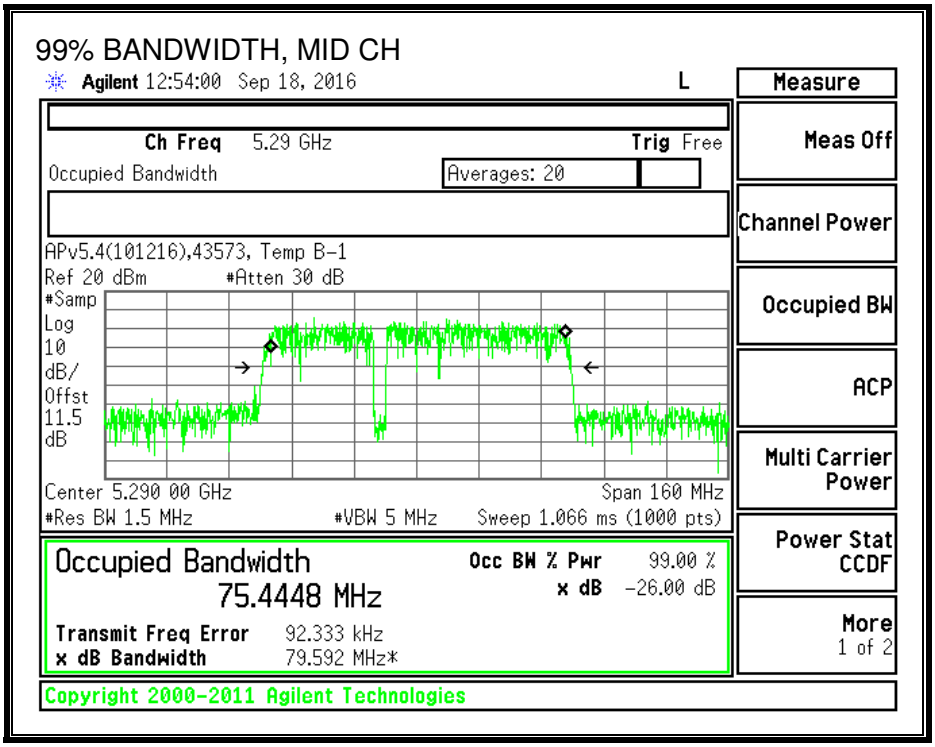

This report shall not be reproduced except in full, without the written approval of UL Verification Services Inc.

8.23.3. AVERAGE POWER

LIMITS

None; for reporting purposes only.

TEST PROCEDURE

Measurements perform using a wideband gated RF power meter.

RESULTS

ID:	39316	Date:	12/15/16

Average Power Results

Channel	Frequency (MHz)	Ant A Power (dBm)	Ant B Power (dBm)	Total Power (dBm)
Mid	5290	11.93	11.98	14.97

This report shall not be reproduced except in full, without the written approval of UL Verification Services Inc.

8.23.4. OUTPUT POWER AND PSD

LIMITS

FCC §15.407 (a) (2)

For the band 5.25–5.35 GHz, the maximum conducted output power over the frequency band of operation shall not exceed the lesser of 250 mW or 11 dBm + 10 log B, where B is the 26–dB emission bandwidth in MHz. In addition, the maximum power spectral density shall not exceed 11 dBm in any 1–MHz band. If transmitting antennas of directional gain greater than 6 dBi are used, both the maximum conducted output power and the peak power spectral density shall be reduced by the amount in dB that the directional gain of the antenna exceeds 6 dBi.

TEST PROCEDURE

Measurements perform using a wideband gated RF power meter provided that the gate parameters are adjusted such that the power is measured only when the EUT is transmitting at its maximum power control level. Since the measurement is made only during the ON time of the transmitter, no duty cycle correction factor is required.

DIRECTIONAL ANTENNA GAIN

The TX chains are uncorrelated and the antenna gain is unequal among the chains. The directional gain is:

Ant A Antenna Gain (dBi)	Ant B Antenna Gain (dBi)	Uncorrelated Chains Directional Gain (dBi)
2.24	2.77	2.51

The TX chains are correlated and the antenna gain is unequal among the chains. The directional gain is:

Ant A Antenna Gain (dBi)	Ant B Antenna Gain (dBi)	Correlated Chains Directional Gain (dBi)
2.24	2.77	5.52

This report shall not be reproduced except in full, without the written approval of UL Verification Services Inc.

RESULTS

ID:	39316	Date:	12/15/16

Bandwidth, Antenna Gain, and Limits

Channel	Frequency (MHz)	Min 26 dB BW (MHz)	Min 99% BW (MHz)	Directional Gain for Power (dBi)	Directional Gain for PSD (dBi)	Power Limit (dBm)	PSD Limit (dBm)
Mid	5290	82.88	75.44	2.51	5.52	24	11.0

Duty Cycle CF (dB)	0.20	Included in Calculations of Corr'd PSD

Output Power Results

Channel	Frequency (MHz)	Ant A Meas Power (dBm)	Ant B Meas Power (dBm)	Total Corr'd Power (dBm)	Power Limit (dBm)	Power Margin (dB)
Mid	5290	11.93	11.98	14.97	24.00	-9.03

PSD Results

Channel	Frequency (MHz)	Ant A Meas PSD (dBm)	Ant B Meas PSD (dBm)	Total Corr'd PSD (dBm)	PSD Limit (dBm)	PSD Margin (dB)
Mid	5290	-4.88	-4.83	-1.64	11.00	-12.64

UL VERIFICATION SERVICES INC. FORM NO: CCSUP4701J
47173 BENICIA STREET, FREMONT, CA 94538, USA TEL: (510) 771-1000 FAX: (510) 661-0888
This report shall not be reproduced except in full, without the written approval of UL Verification Services Inc.

PSD, ANTENNA A

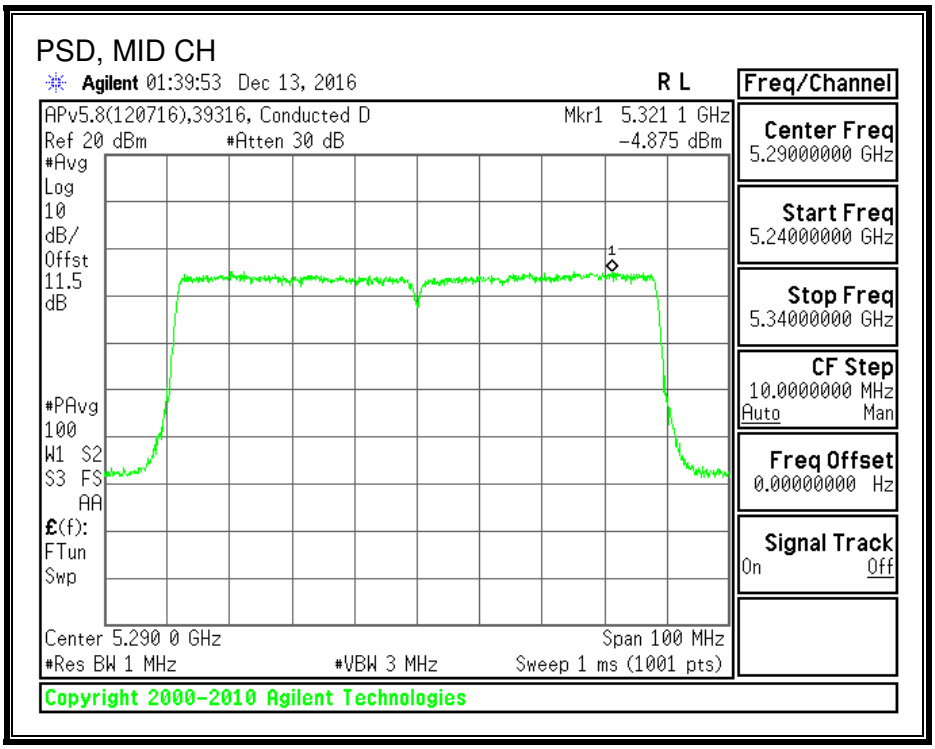

PSD, ANTENNA B

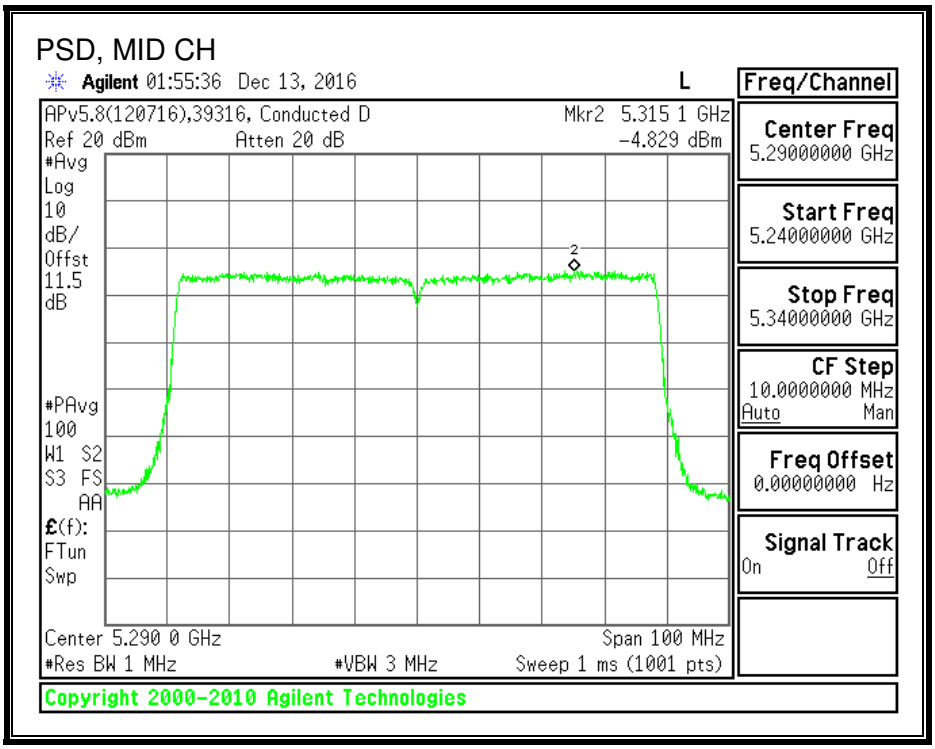

This report shall not be reproduced except in full, without the written approval of UL Verification Services Inc.

8.24. 802.11ac VHT80 2Tx (ANTENNA A + ANTENNA B) STBC MODE IN THE 5.3 GHz BAND

Noted: Covered by 802.11ac VHT80 2Tx (ANTENNA A + ANTENNA B) CDD MODE IN THE 5.3 GHz BAND

This report shall not be reproduced except in full, without the written approval of UL Verification Services Inc.

8.25. 802.11n HT20 ANTENNA A MODE IN THE 5.6 GHz BAND

8.25.1. 26 dB BANDWIDTH

LIMITS

None; for reporting purposes only.

RESULTS

Channel	Frequency (MHz)	26 dB Bandwidth (MHz)
Low	5500	22.160
Mid	5580	22.160
High	5700	21.920
144	5720	21.920

This report shall not be reproduced except in full, without the written approval of UL Verification Services Inc.

26 dB BANDWIDTH

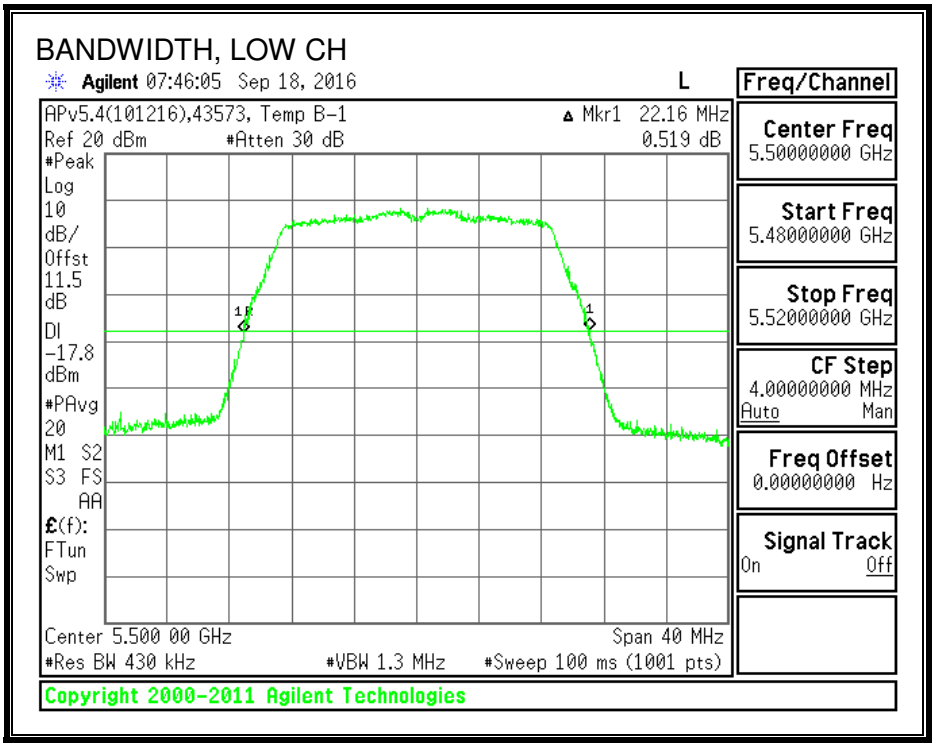

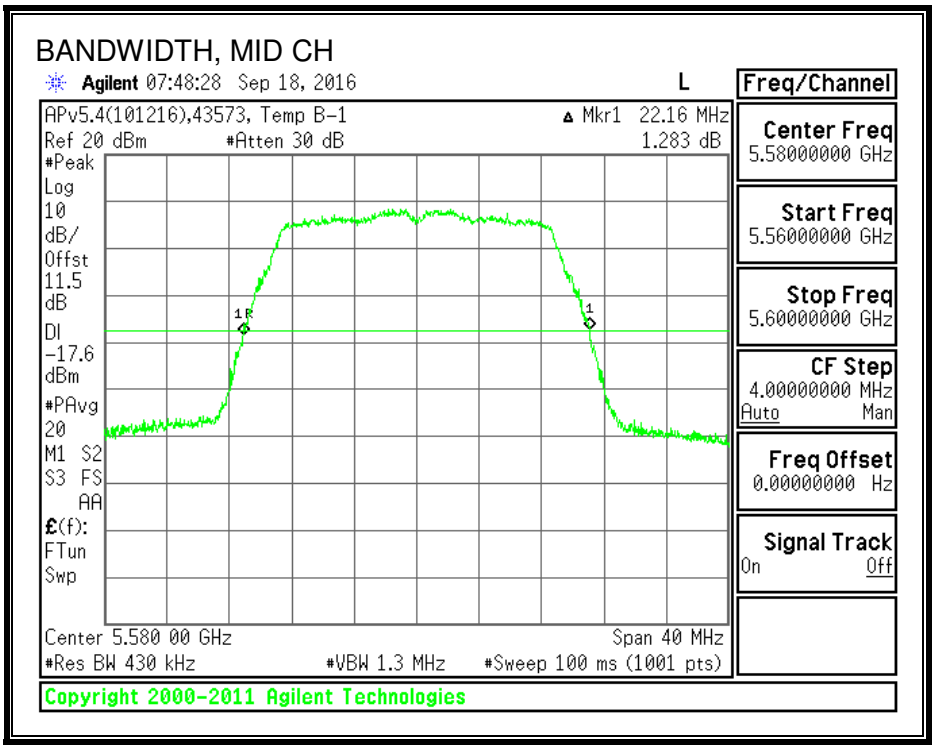

This report shall not be reproduced except in full, without the written approval of UL Verification Services Inc.

BANDWIDTH, HIGH CH

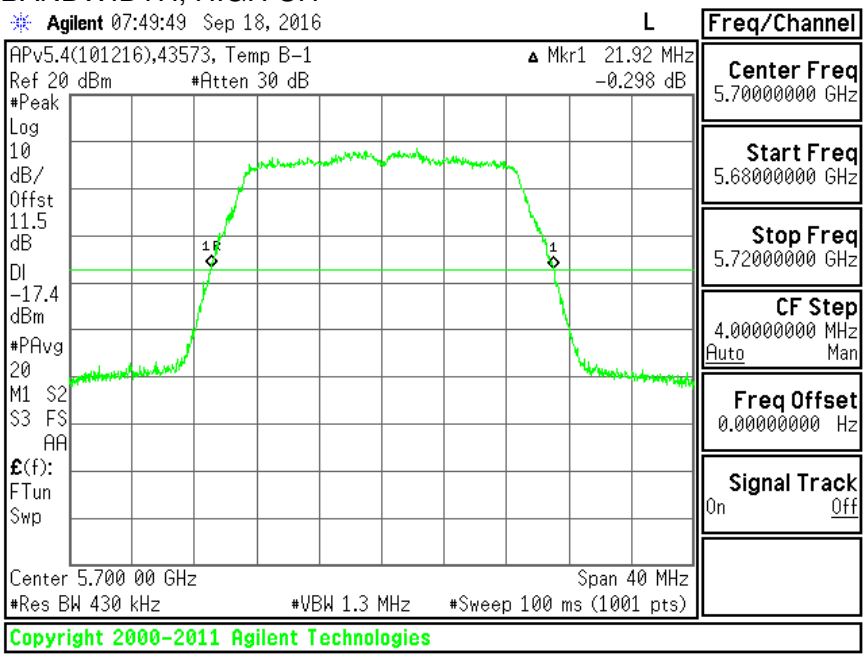

BANDWIDTH STRADDLE CH 144

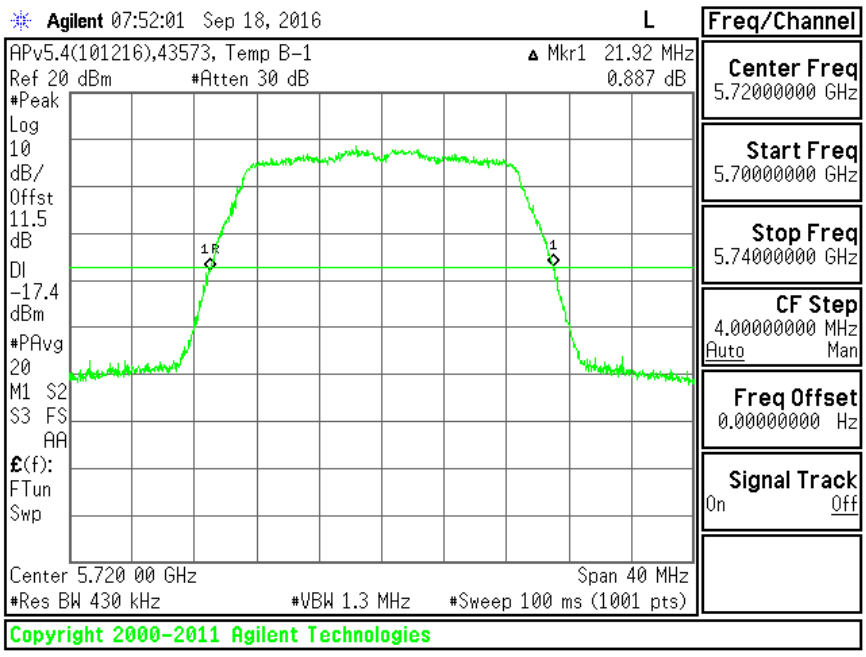

This report shall not be reproduced except in full, without the written approval of UL Verification Services Inc.

8.25.2. 99% BANDWIDTH

LIMITS

None; for reporting purposes only.

RESULTS

Channel	Frequency (MHz)	99% Bandwidth (MHz)
Low	5500	17.719
Mid	5580	17.702
High	5700	17.691
144	5720	17.496

This report shall not be reproduced except in full, without the written approval of UL Verification Services Inc.

99% BANDWIDTH

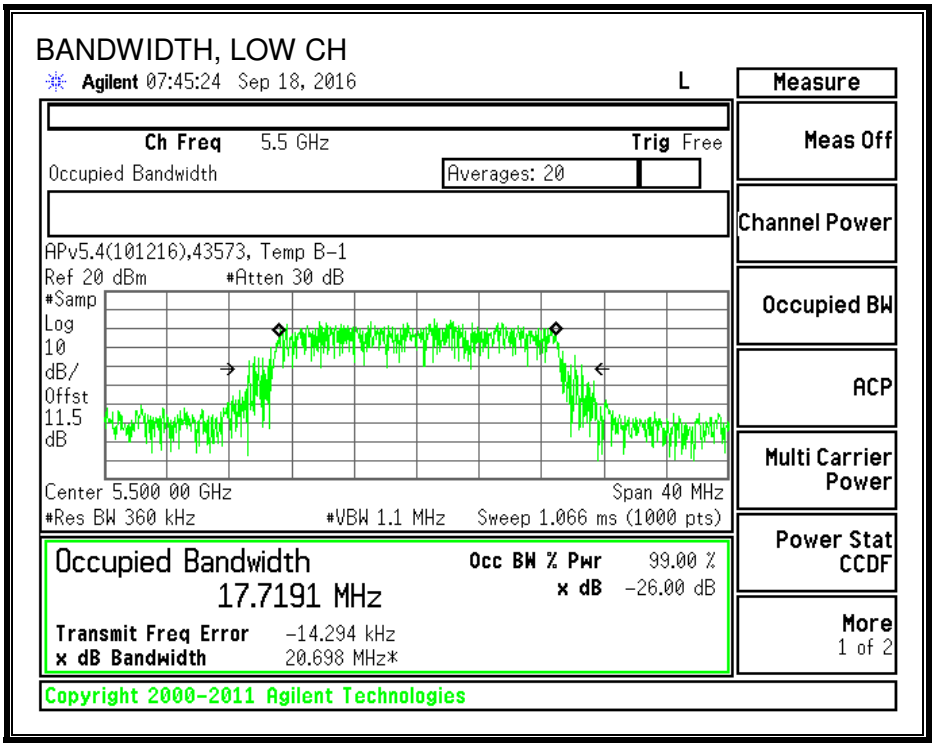

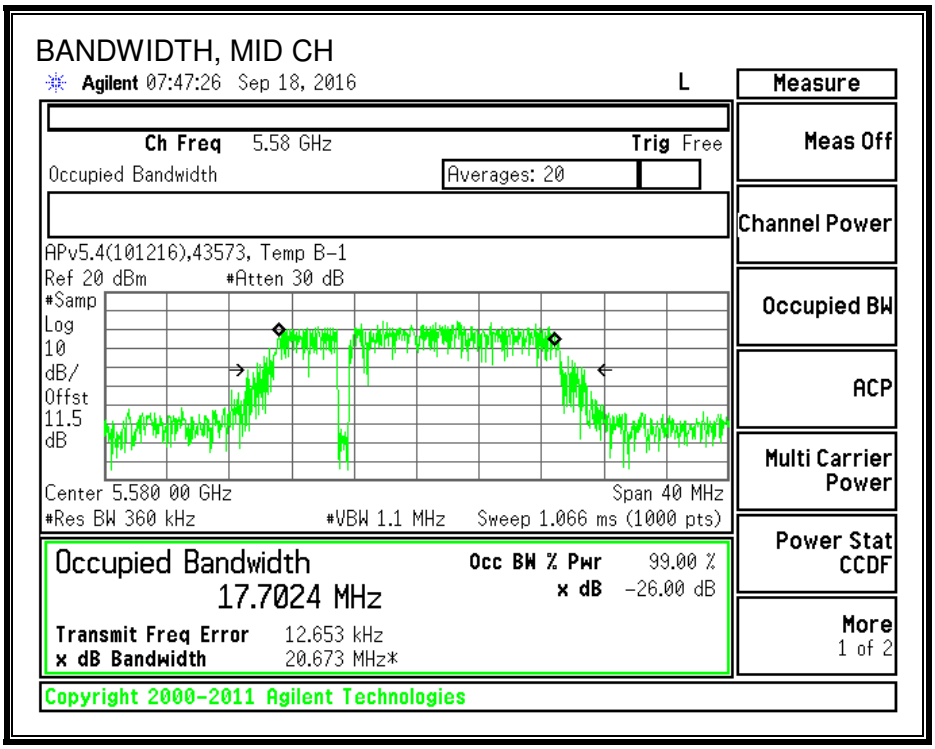

This report shall not be reproduced except in full, without the written approval of UL Verification Services Inc.

BANDWIDTH, HIGH CH

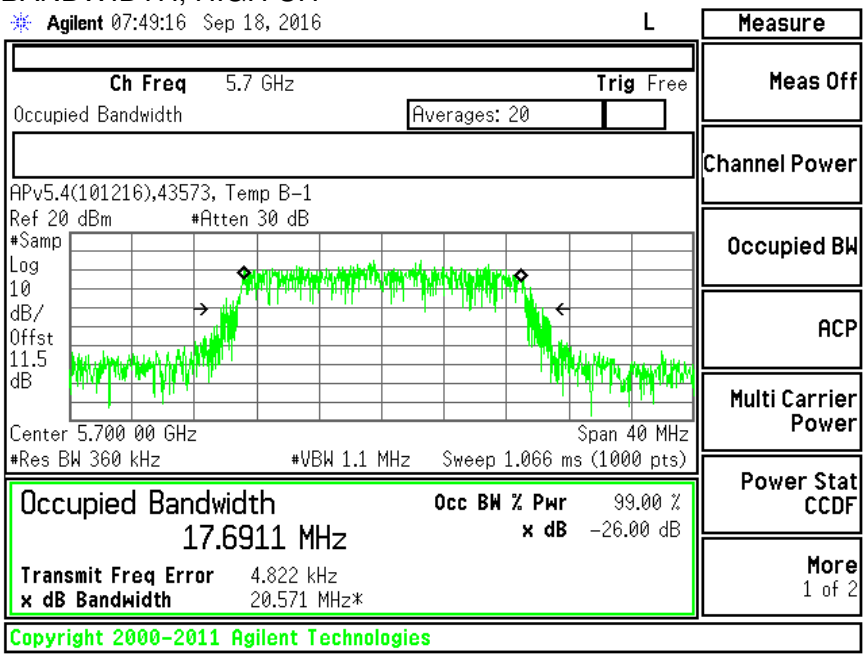

BANDWIDTH, STRADDLE CH 144

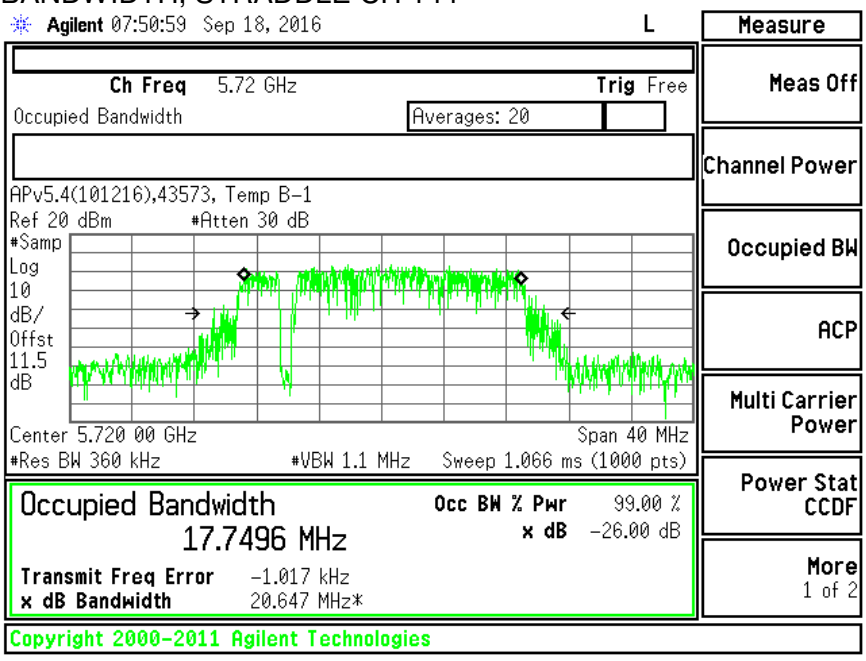

This report shall not be reproduced except in full, without the written approval of UL Verification Services Inc.

8.25.3. AVERAGE POWER

LIMITS

None; for reporting purposes only.

TEST PROCEDURE

Measurements perform using a wideband gated RF power meter.

RESULTS

ID:	30554	Date:	12/15/16

Channel	Frequency (MHz)	Power (dBm)
Low	5500	15.44
Mid	5580	16.42
High	5700	15.43
144	5720	16.40

UL VERIFICATION SERVICES INC. FORM NO: CCSUP4701J
47173 BENICIA STREET, FREMONT, CA 94538, USA TEL: (510) 771-1000 FAX: (510) 661-0888
This report shall not be reproduced except in full, without the written approval of UL Verification Services Inc.

8.25.4. OUTPUT POWER AND PSD

FCC §15.407 (a) (2)

For the band 5.47–5.725 GHz, the maximum conducted output power over the frequency band of operation shall not exceed the lesser of 250 mW or 11 dBm + 10 log B, where B is the 26–dB emission bandwidth in MHz. In addition, the maximum power spectral density shall not exceed 11 dBm in any 1–MHz band. If transmitting antennas of directional gain greater than 6 dBi are used, both the maximum conducted output power and the peak power spectral density shall be reduced by the amount in dB that the directional gain of the antenna exceeds 6 dBi.

TEST PROCEDURE

Measurements perform using a wideband gated RF power meter provided that the gate parameters are adjusted such that the power is measured only when the EUT is transmitting at its maximum power control level. Since the measurement is made only during the ON time of the transmitter, no duty cycle correction factor is required.

Straddle channel power is measured using PXA spectrum analyzer, duty cycle correction factor is required.

DIRECTIONAL ANTENNA GAIN

There is only one transmitter output therefore the directional gain is equal to the antenna gain.

This report shall not be reproduced except in full, without the written approval of UL Verification Services Inc.

RESULTS

ID:	60554	Date:	12/15/16

Bandwidth, Antenna Gain, and Limits

Channel	Frequency (MHz)	Min 26 dB BW (MHz)	Min 99% BW (MHz)	Directional Gain (dBi)	Power Limit (dBm)	PSD Limit (dBm)
Low	5500	22.16	17.72	3.39	23.48	11.00
Mid	5580	22.16	17.70	3.39	23.48	11.00
High	5700	21.92	17.69	3.39	23.48	11.00

Duty Cycle CF (dB)	0.00	Included in Calculations of Corr'd PSD

Output Power Results

Channel	Frequency (MHz)	Ant A Meas Power (dBm)	Total Corr'd Power (dBm)	Power Limit (dBm)	Power Margin (dB)
Low	5500	15.44	15.44	23.48	-8.04
Mid	5580	16.42	16.42	23.48	-7.06
High	5700	15.43	15.43	23.48	-8.05

PSD Results

Channel	Frequency (MHz)	Ant A Meas PSD (dBm)	Total Corr'd PSD (dBm)	PSD Limit (dBm)	PSD Margin (dB)
Low	5500	3.18	3.18	11.00	-7.83
Mid	5580	4.76	4.76	11.00	-6.24
High	5700	4.31	4.31	11.00	-6.69

UL VERIFICATION SERVICES INC. FORM NO: CCSUP4701J
47173 BENICIA STREET, FREMONT, CA 94538, USA TEL: (510) 771-1000 FAX: (510) 661-0888
This report shall not be reproduced except in full, without the written approval of UL Verification Services Inc.

PSD

PSD, LOW CH

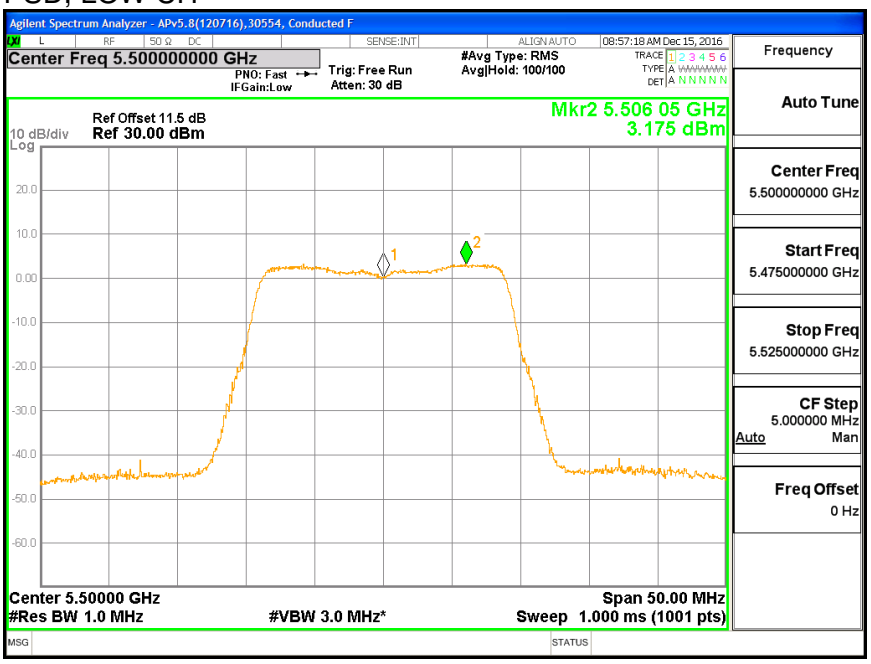

PSD, MID CH

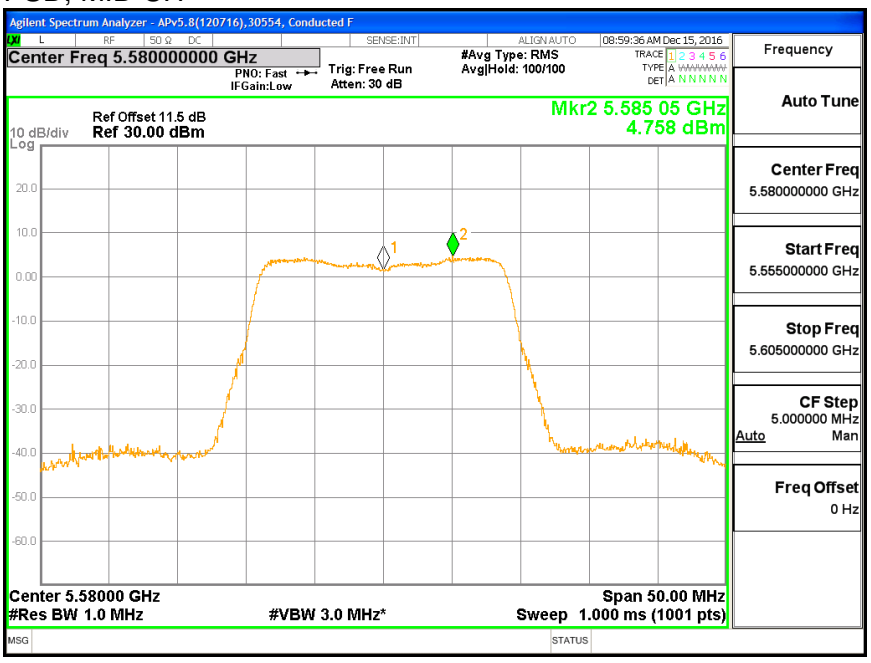

UL VERIFICATION SERVICES INC. FORM NO: CCSUP4701J
47173 BENICIA STREET, FREMONT, CA 94538, USA TEL: (510) 771-1000 FAX: (510) 661-0888
This report shall not be reproduced except in full, without the written approval of UL Verification Services Inc.

PSD, HIGH CH

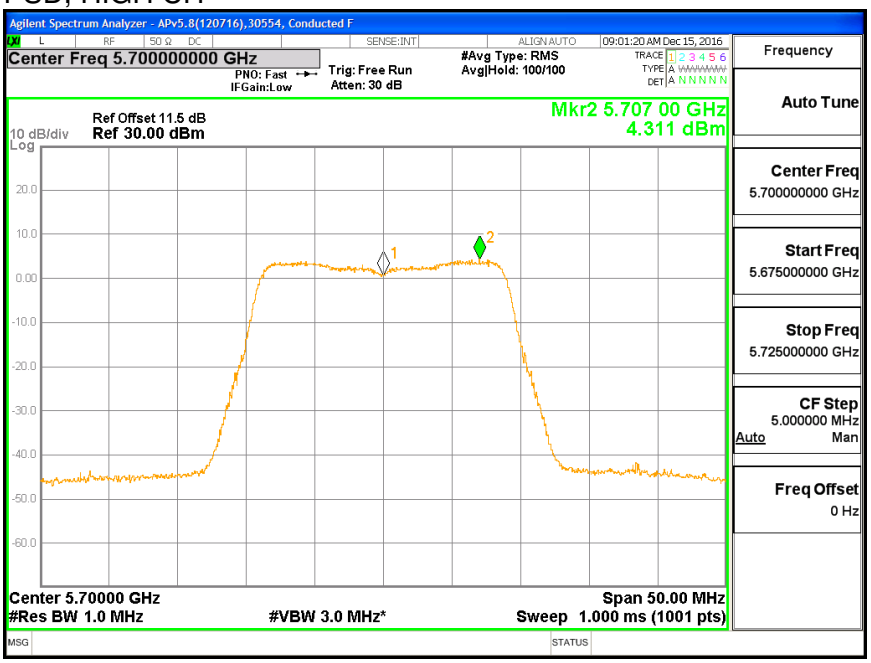

This report shall not be reproduced except in full, without the written approval of UL Verification Services Inc.

8.26. 802.11ac VHT20 ANTENNA A STRADDLE CHANNEL 144 RESULTS

8.26.1. OUTPUT POWER AND PSD

UNII-2C BAND

Bandwidth, Antenna Gain, and Limits

Channel	Frequency (MHz)	Min 26 dB BW (MHz)	Directional Gain for Power (dBi)	Directional Gain for PSD (dBi)	Power Limit (dBm)	PSD Limit (dBm)
144	5720	15.96	3.39	3.39	23.03	11.00

Duty Cycle CF (dB)	0.00	Included in Calculations of Corr'd Power & PSD

Output Power Results

Channel	Frequency (MHz)	Ant A Meas Power (dBm)	Total Corr'd Power (dBm)	Power Limit (dBm)	Power Margin (dB)
144	5720	14.86	14.86	23.03	-8.17

PSD Results

Channel	Frequency (MHz)	Ant A Meas PSD (dBm)	Total Corr'd PSD (dBm)	PSD Limit (dBm)	PSD Margin (dB)
144	5720	4.91	4.91	11.00	-6.09

This report shall not be reproduced except in full, without the written approval of UL Verification Services Inc.

OUTPUT POWER, CH 144 UNII 2C

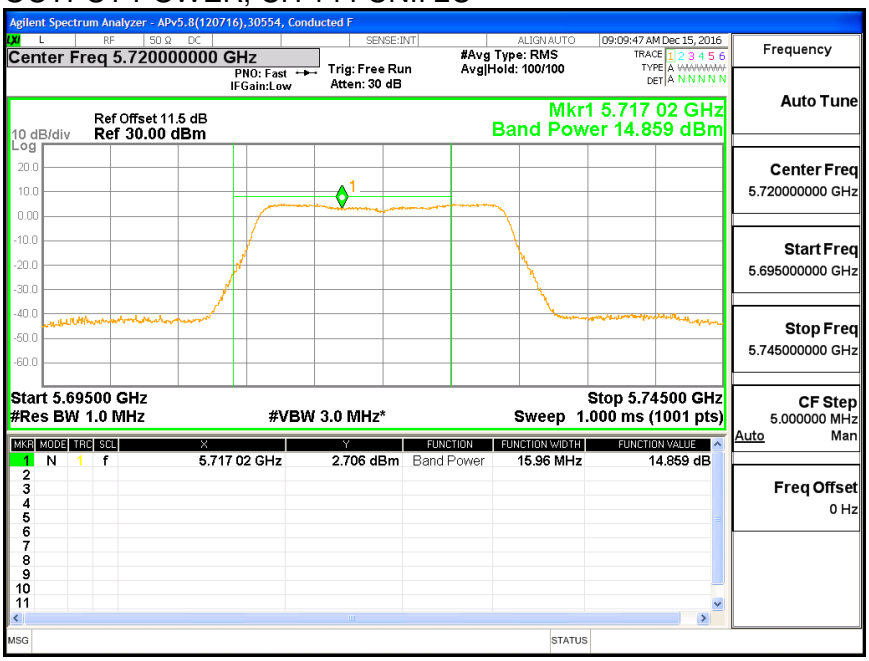

PSD, CH 144 UNII 2C

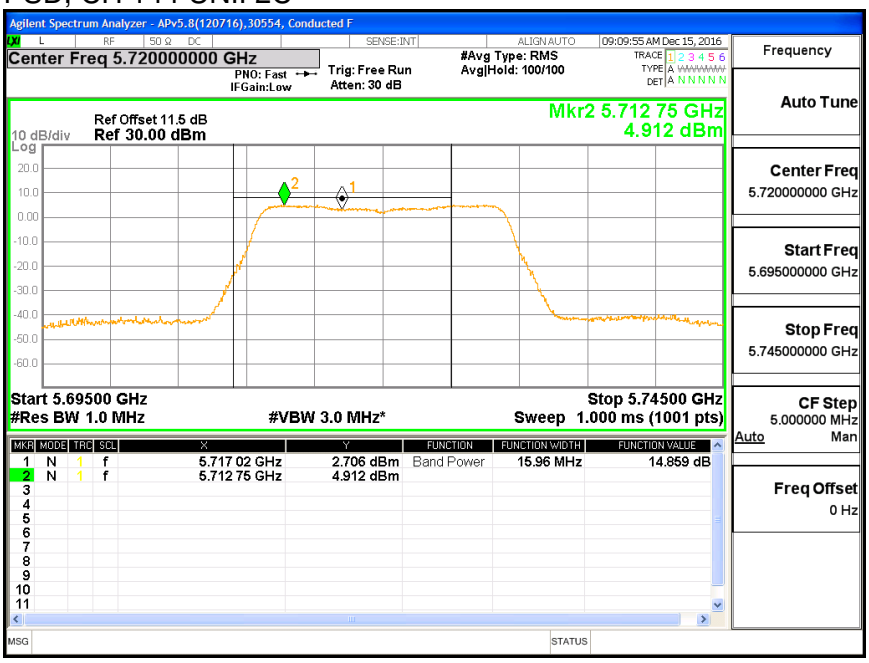

This report shall not be reproduced except in full, without the written approval of UL Verification Services Inc.

UNII-3 BAND

Antenna Gain and Limit

Channel	Frequency (MHz)	Min 26 dB BW (MHz)	Directional Gain (dBi)	Power Limit (dBm)	PSD Limit (dBm)
144	5720	5.96	3.39	30.00	30.00

Duty Cycle CF (dB)	0.00	Included in Calculations of Corr'd Power & PSD

Output Power Results

Channel	Frequency (MHz)	Ant A Meas Power (dBm)	Total Corr'd Power (dBm)	Power Limit (dBm)	Power Margin (dB)
144	5720	10.226	10.226	30.00	-19.77

PSD Results

Channel	Frequency (MHz)	Ant A Meas PSD (dBm)	Total Corr'd PSD (dBm)	PSD Limit (dBm)	PSD Margin (dB)
144	5720	2.061	2.061	30.00	-27.94

This report shall not be reproduced except in full, without the written approval of UL Verification Services Inc.

OUTPUT POWER, CH 144 UNII 3

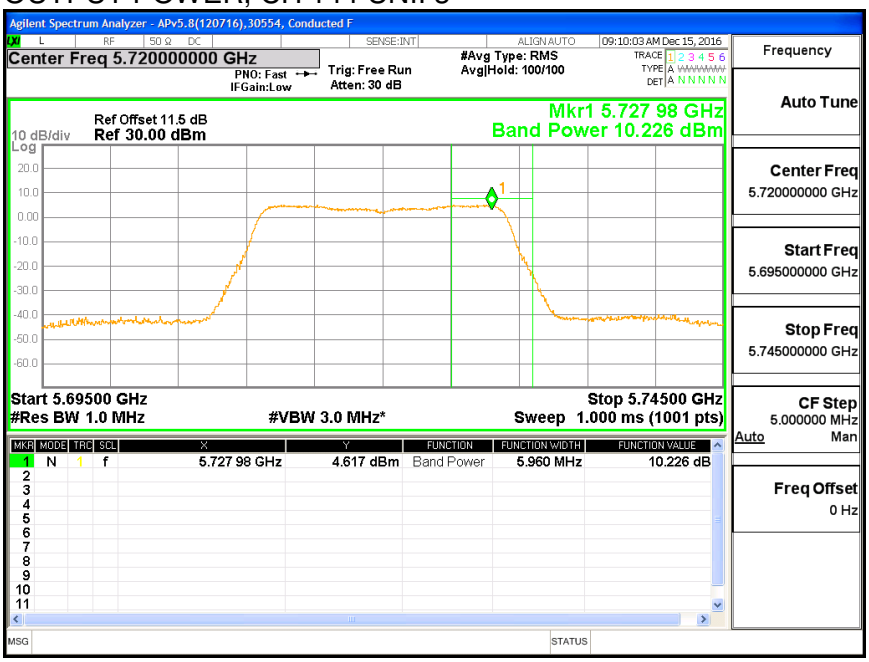

PSD, CH 144 UNII 3

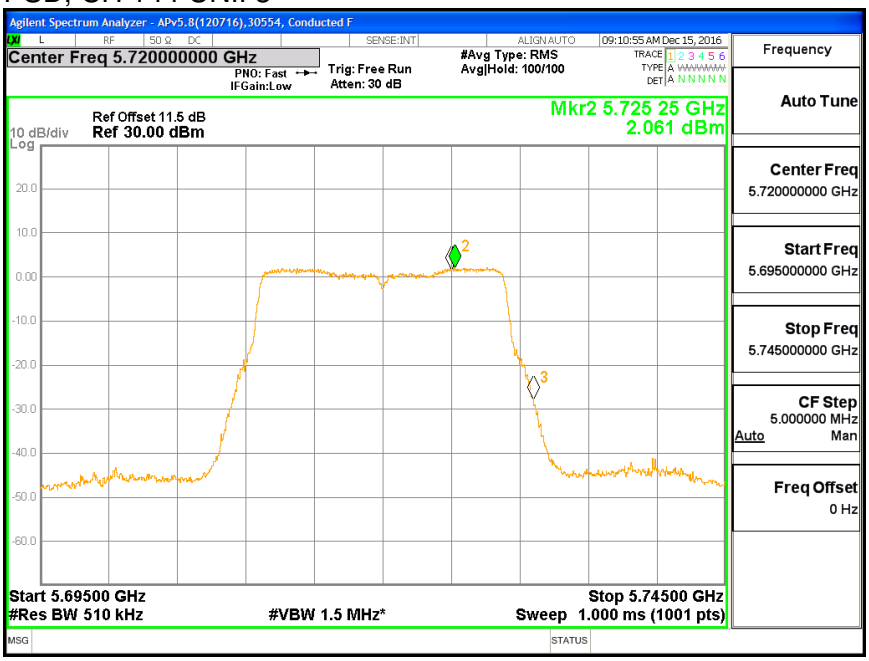

This report shall not be reproduced except in full, without the written approval of UL Verification Services Inc.

8.26.2. 6 dB BANDWIDTH

LIMITS

FCC §15.407 (e)

The minimum 6 dB bandwidth shall be at least 500 kHz.

RESULTS

Channel	Frequency (MHz)	6 dB Bandwidth (MHz)
144	5720	3.84

6 dB BANDWIDTH

6dBc BW, CH 144 UNII 3

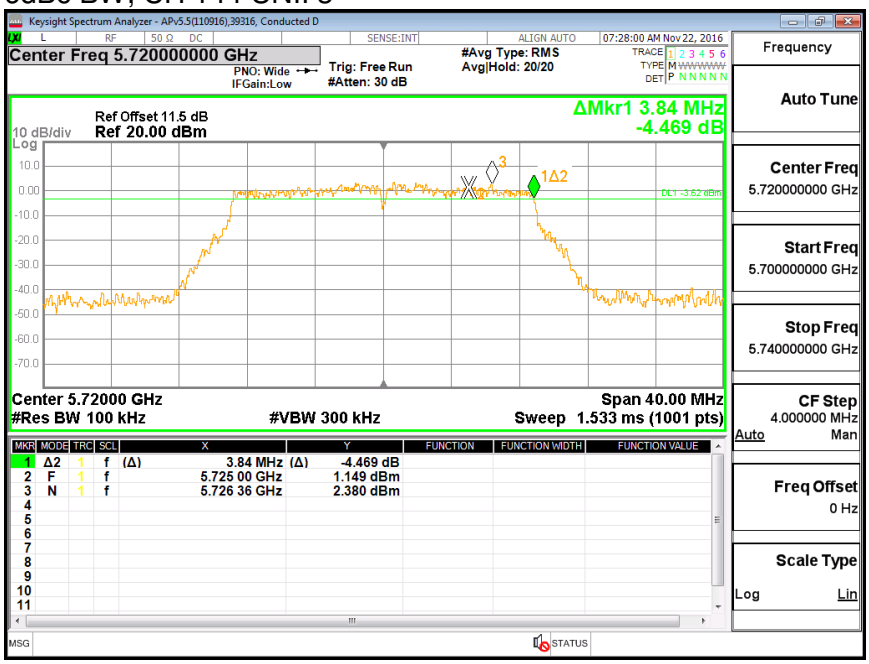

This report shall not be reproduced except in full, without the written approval of UL Verification Services Inc.

8.27. 802.11n HT20 ANTENNA B MODE IN THE 5.6 GHz BAND

8.27.1. 26 dB BANDWIDTH

LIMITS

None; for reporting purposes only.

RESULTS

Channel	Frequency (MHz)	26 dB Bandwidth (MHz)
Low	5500	22.16
Mid	5580	22.00
High	5700	22.00
144	5720	22.20

This report shall not be reproduced except in full, without the written approval of UL Verification Services Inc.

26 dB BANDWIDTH

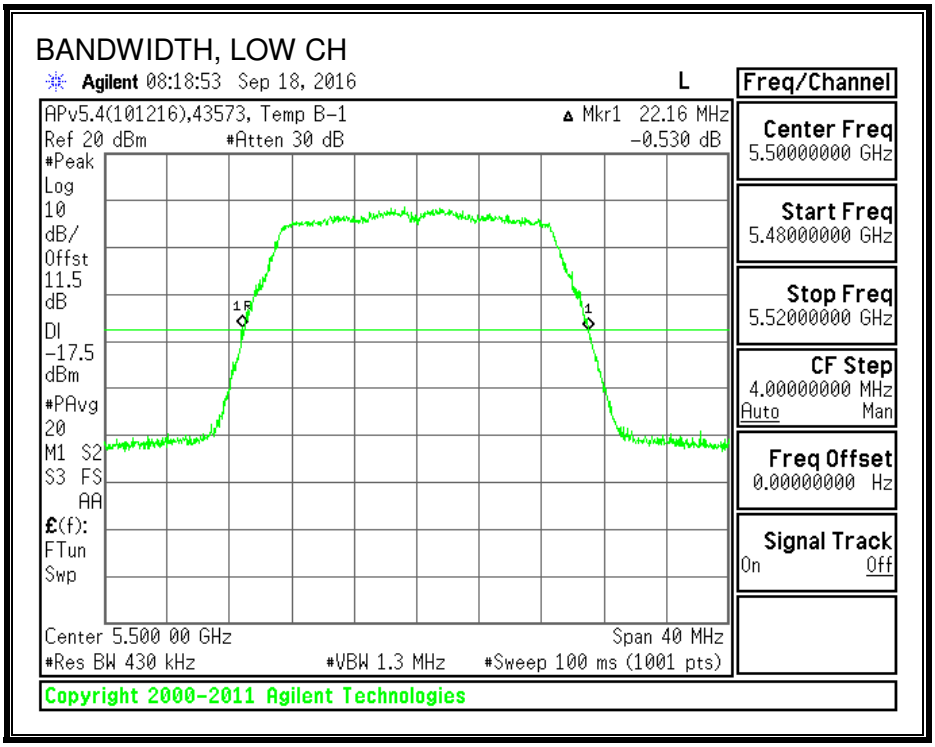

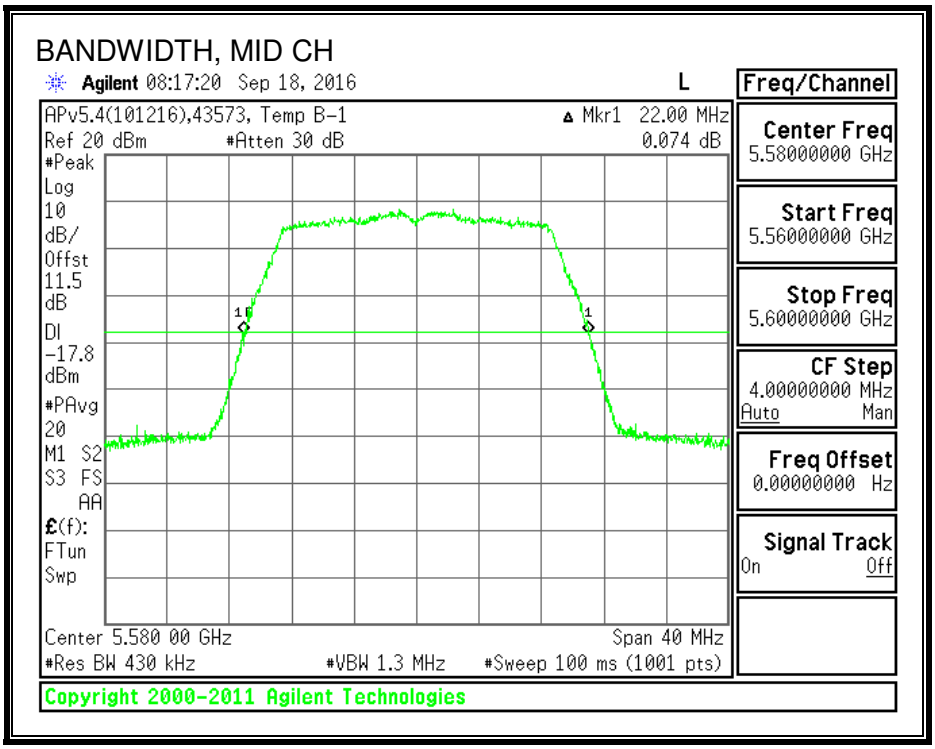

This report shall not be reproduced except in full, without the written approval of UL Verification Services Inc.

BANDWIDTH, HIGH CH

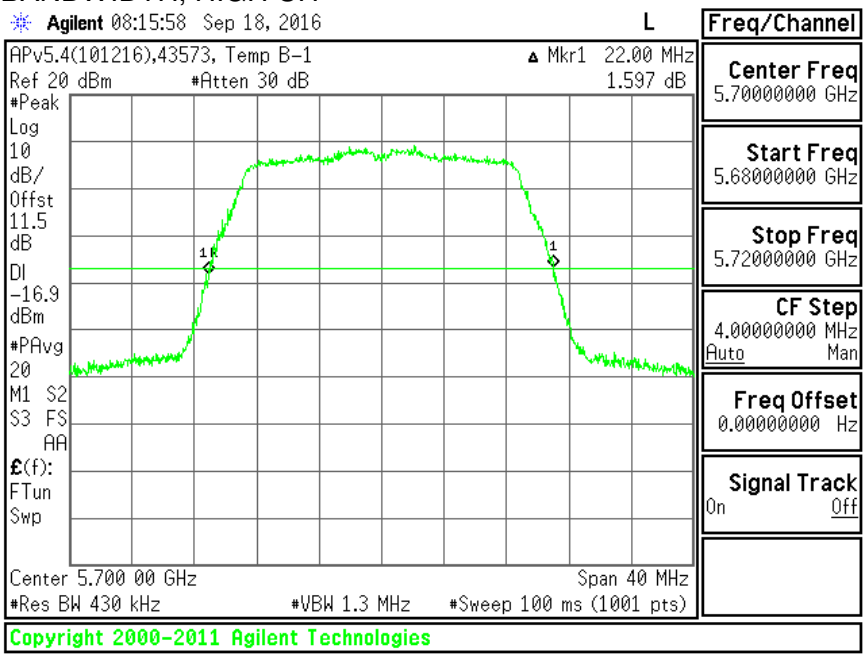

BANDWIDTH STRADDLE CH 144

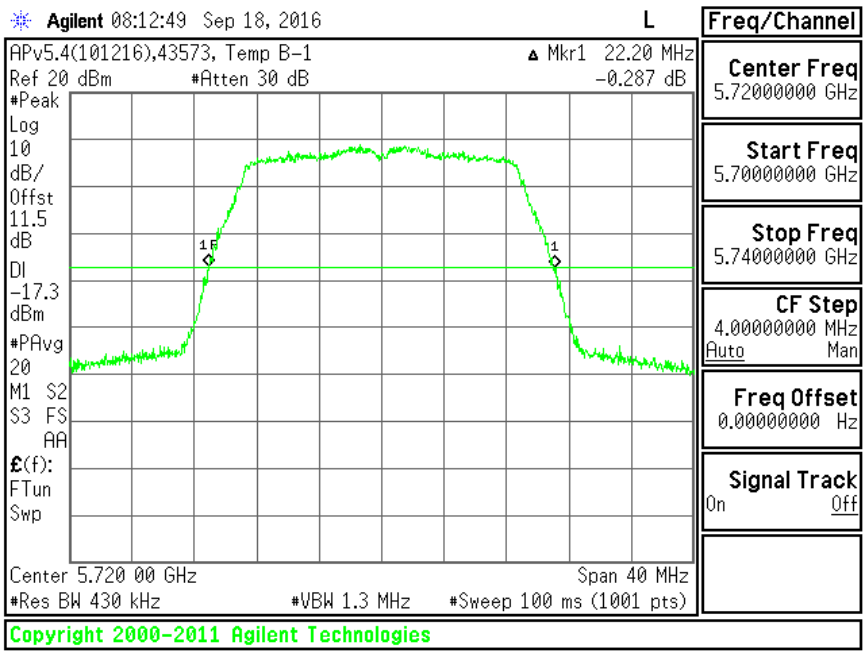

This report shall not be reproduced except in full, without the written approval of UL Verification Services Inc.

8.27.2. 99% BANDWIDTH

LIMITS

None; for reporting purposes only.

RESULTS

Channel	Frequency (MHz)	99% Bandwidth (MHz)
Low	5500	17.693
Mid	5580	17.725
High	5700	17.690
144	5720	17.725

This report shall not be reproduced except in full, without the written approval of UL Verification Services Inc.

99% BANDWIDTH

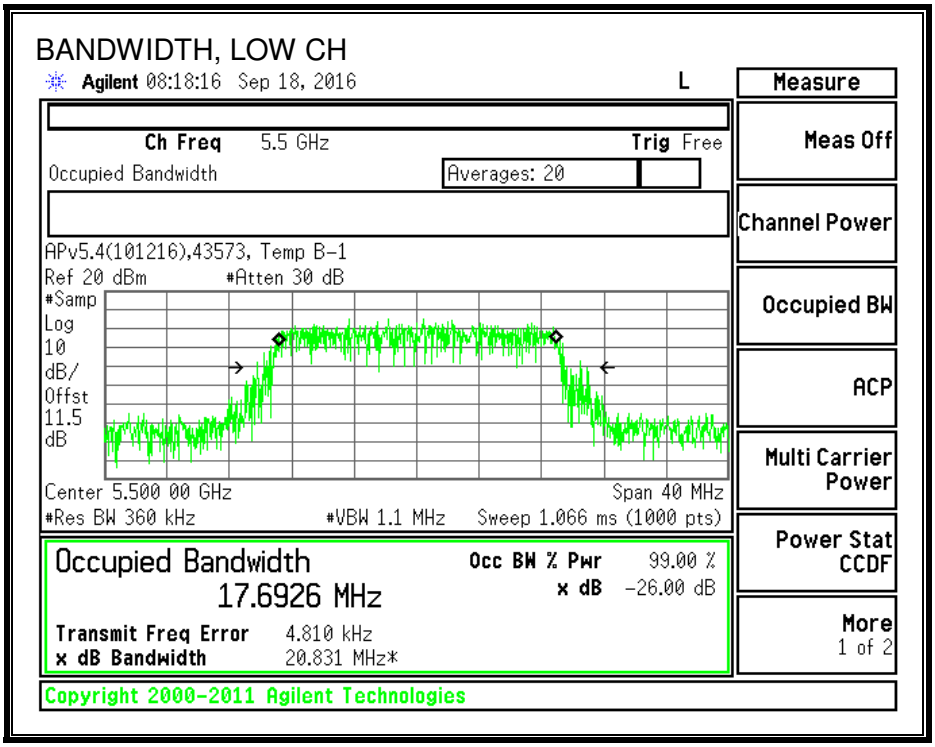

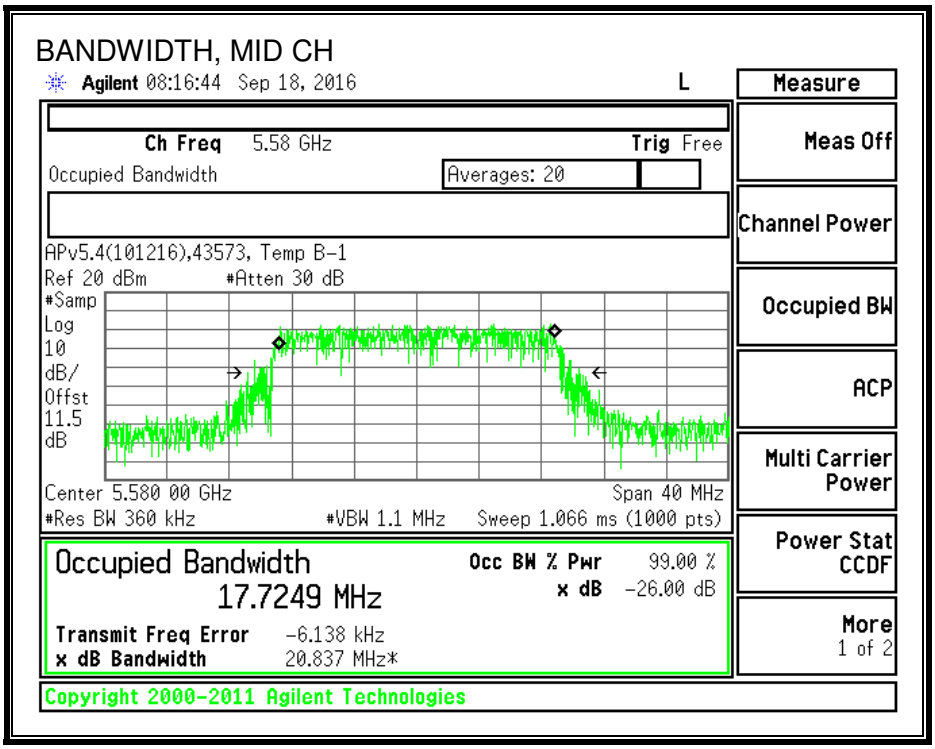

This report shall not be reproduced except in full, without the written approval of UL Verification Services Inc.

BANDWIDTH, HIGH CH

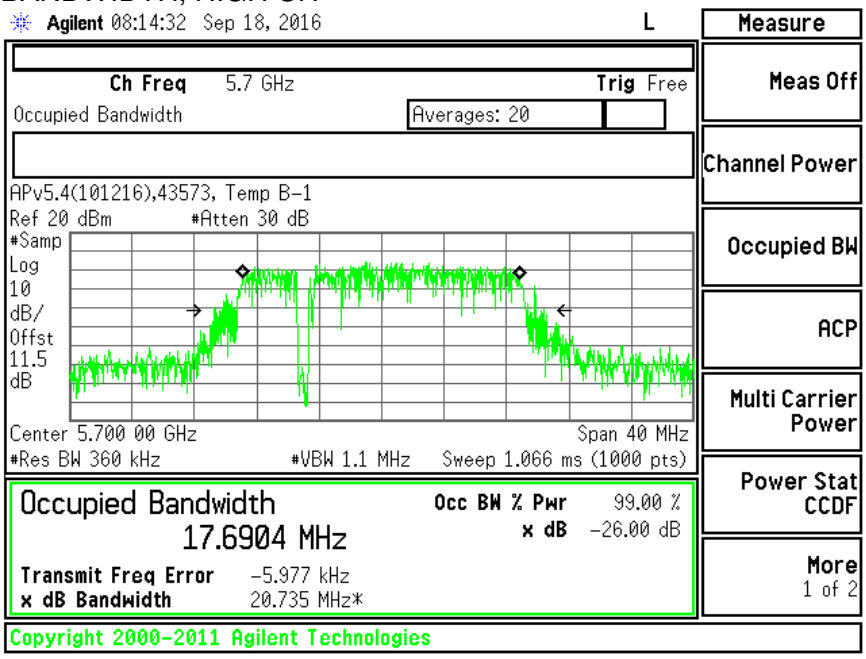

BANDWIDTH, STRADDLE CH 144

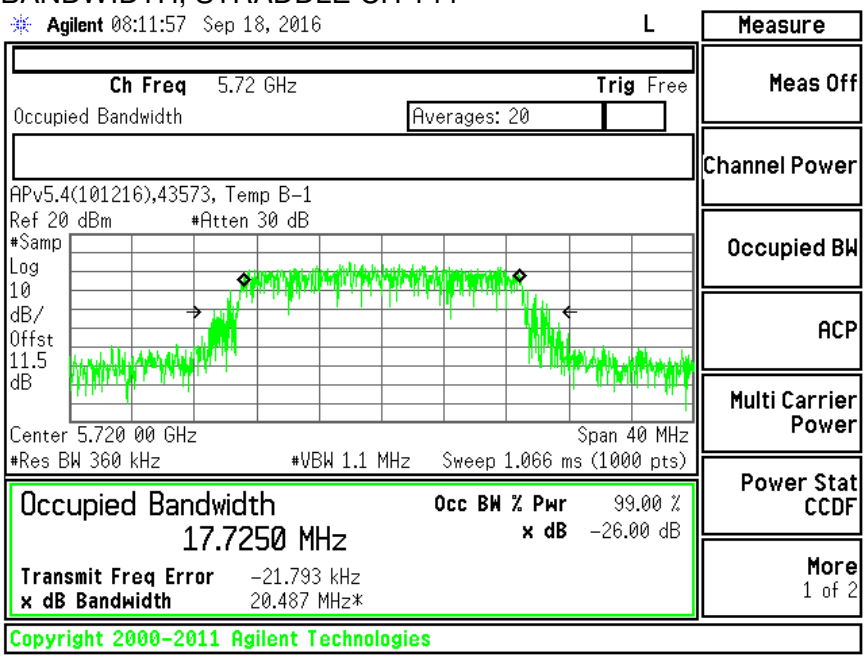

This report shall not be reproduced except in full, without the written approval of UL Verification Services Inc.

8.27.3. AVERAGE POWER

LIMITS

None; for reporting purposes only.

TEST PROCEDURE

Measurements perform using a wideband gated RF power meter.

RESULTS

ID:	30554	Date:	12/15/16

Channel	Frequency (MHz)	Power (dBm)
Low	5500	15.44
Mid	5580	16.98
High	5700	15.45
144	5720	16.88

UL VERIFICATION SERVICES INC. FORM NO: CCSUP4701J
47173 BENICIA STREET, FREMONT, CA 94538, USA TEL: (510) 771-1000 FAX: (510) 661-0888
This report shall not be reproduced except in full, without the written approval of UL Verification Services Inc.

8.27.4. OUTPUT POWER AND PSD

LIMITS

FCC §15.407 (a) (2)

For the band 5.47–5.725 GHz, the maximum conducted output power over the frequency band of operation shall not exceed the lesser of 250 mW or 11 dBm + 10 log B, where B is the 26–dB emission bandwidth in MHz. In addition, the maximum power spectral density shall not exceed 11 dBm in any 1–MHz band. If transmitting antennas of directional gain greater than 6 dBi are used, both the maximum conducted output power and the peak power spectral density shall be reduced by the amount in dB that the directional gain of the antenna exceeds 6 dBi.

TEST PROCEDURE

Measurements perform using a wideband gated RF power meter provided that the gate parameters are adjusted such that the power is measured only when the EUT is transmitting at its maximum power control level. Since the measurement is made only during the ON time of the transmitter, no duty cycle correction factor is required.

Straddle channel power is measured using PXA spectrum analyzer, duty cycle correction factor is required.

DIRECTIONAL ANTENNA GAIN

There is only one transmitter output therefore the directional gain is equal to the antenna gain.

This report shall not be reproduced except in full, without the written approval of UL Verification Services Inc.

RESULTS

ID:	30554	Date:	12/15/16

Bandwidth, Antenna Gain, and Limits

Channel	Frequency (MHz)	Min 26 dB BW (MHz)	Min 99% BW (MHz)	Directional Gain (dBi)	Power Limit (dBm)	PSD Limit (dBm)
Low	5500	22.16	17.693	3.17	23.48	11.00
Mid	5580	22.00	17.725	3.17	23.49	11.00
High	5700	22.00	17.690	3.17	23.48	11.00

Duty Cycle CF (dB)	0.00	Included in Calculations of Corr'd PSD

Output Power Results

Channel	Frequency (MHz)	Ant B Meas Power (dBm)	Total Corr'd Power (dBm)	Power Limit (dBm)	Power Margin (dB)
Low	5500	15.44	15.44	23.48	-8.04
Mid	5580	16.98	16.98	23.49	-6.51
High	5700	15.45	15.45	23.48	-8.03

PSD Results

Channel	Frequency (MHz)	Ant B Meas PSD (dBm)	Total Corr'd PSD (dBm)	PSD Limit (dBm)	PSD Margin (dB)
Low	5500	3.315	3.32	11.00	-7.69
Mid	5580	6.413	6.41	11.00	-4.59
High	5700	3.984	3.98	11.00	-7.02

This report shall not be reproduced except in full, without the written approval of UL Verification Services Inc.

PSD

PSD, LOW CH

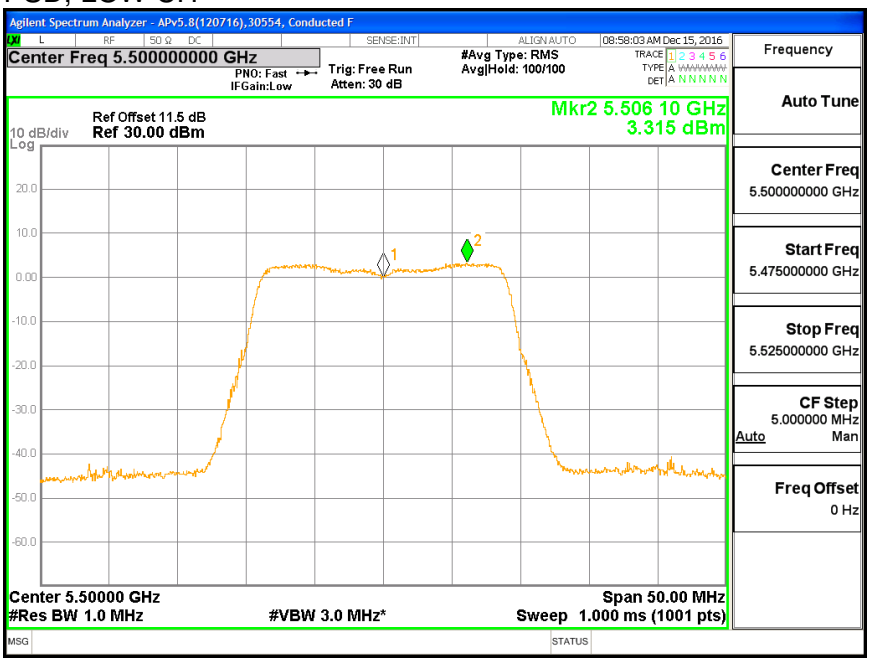

PSD, MID CH

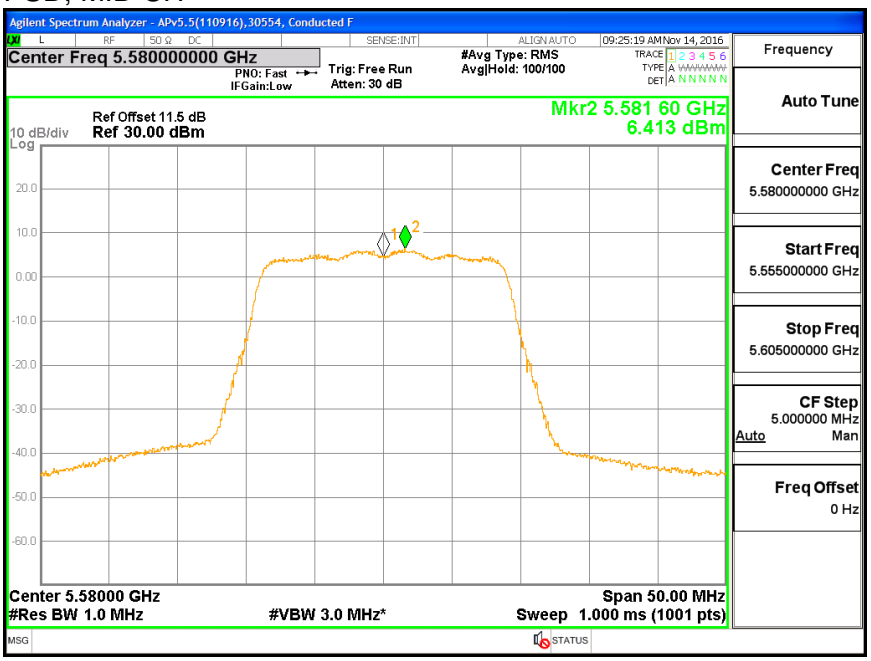

This report shall not be reproduced except in full, without the written approval of UL Verification Services Inc.

PSD, HIGH CH

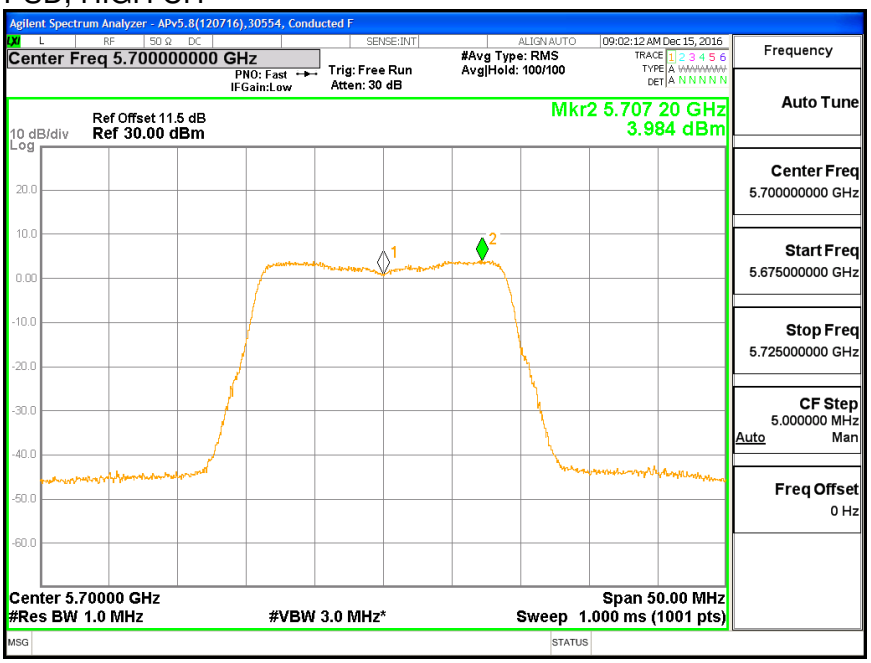

UL VERIFICATION SERVICES INC. FORM NO: CCSUP4701J
47173 BENICIA STREET, FREMONT, CA 94538, USA TEL: (510) 771-1000 FAX: (510) 661-0888
This report shall not be reproduced except in full, without the written approval of UL Verification Services Inc.

8.28. 802.11ac VHT20 ANTENNA B STRADDLE CHANNEL 144 RESULTS

8.28.1. OUTPUT POWER AND PSD

UNII-2C BAND

Bandwidth, Antenna Gain, and Limits

Channel	Frequency (MHz)	Min 26 dB BW (MHz)	Directional Gain for Power (dBi)	Directional Gain for PSD (dBi)	Power Limit (dBm)	PSD Limit (dBm)
144	5720	16.10	3.17	3.17	23.07	11.00

Duty Cycle CF (dB)	0.00	Included in Calculations of Corr'd Power & PSD

Output Power Results

Channel	Frequency (MHz)	Ant B Meas Power (dBm)	Total Corr'd Power (dBm)	Power Limit (dBm)	Power Margin (dB)
144	5720	16.11	16.11	23.07	-6.96

PSD Results

Channel	Frequency (MHz)	Ant B Meas PSD (dBm)	Total Corr'd PSD (dBm)	PSD Limit (dBm)	PSD Margin (dB)
144	5720	6.63	6.63	11.00	-4.37

UL VERIFICATION SERVICES INC. FORM NO: CCSUP4701J
47173 BENICIA STREET, FREMONT, CA 94538, USA TEL: (510) 771-1000 FAX: (510) 661-0888
This report shall not be reproduced except in full, without the written approval of UL Verification Services Inc.

OUTPUT POWER, CH 144 UNII 2C

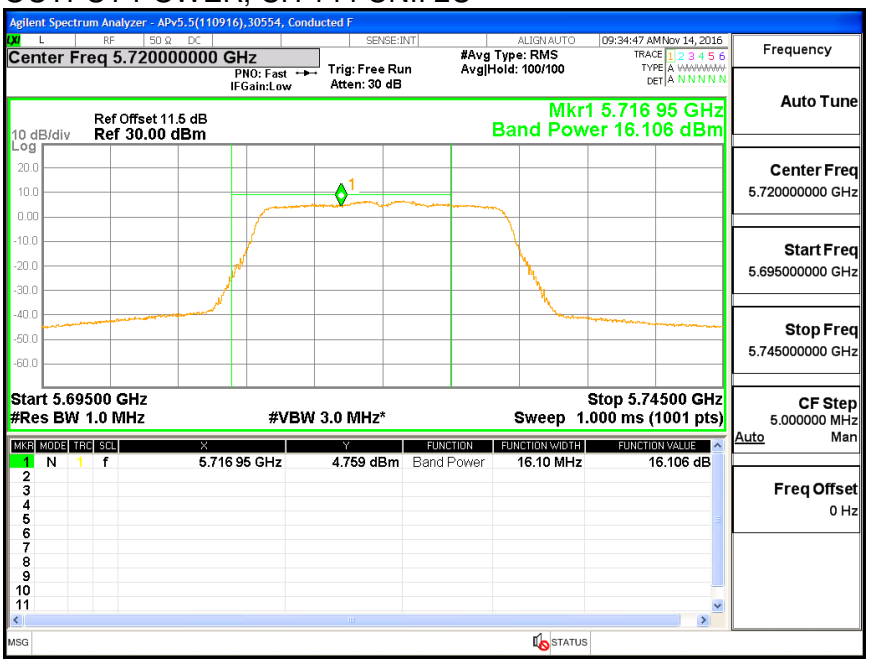

PSD, CH 144 UNII 2C

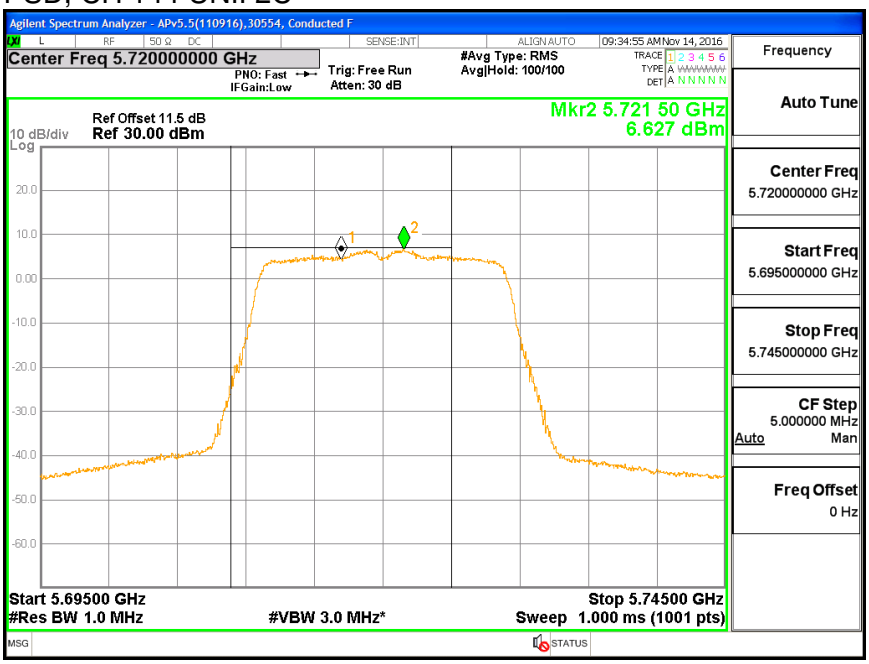

This report shall not be reproduced except in full, without the written approval of UL Verification Services Inc.

UNII-3 BAND

Antenna Gain and Limit

Channel	Frequency (MHz)	Min 26 dB BW (MHz)	Directional Gain (dBi)	Power Limit (dBm)	PSD Limit (dBm)
144	5720	6.10	3.17	30.00	30.00

Duty Cycle CF (dB)	0.00	Included in Calculations of Corr'd Power & PSD

Output Power Results

Channel	Frequency (MHz)	Ant B Meas Power (dBm)	Total Corr'd Power (dBm)	Power Limit (dBm)	Power Margin (dB)
144	5720	9.95	9.95	30.00	-20.05

PSD Results

Channel	Frequency (MHz)	Ant B Meas PSD (dBm)	Total Corr'd PSD (dBm)	PSD Limit (dBm)	PSD Margin (dB)
144	5720	2.26	2.26	30.00	-27.74

This report shall not be reproduced except in full, without the written approval of UL Verification Services Inc.

OUTPUT POWER, CH 144 UNII 3

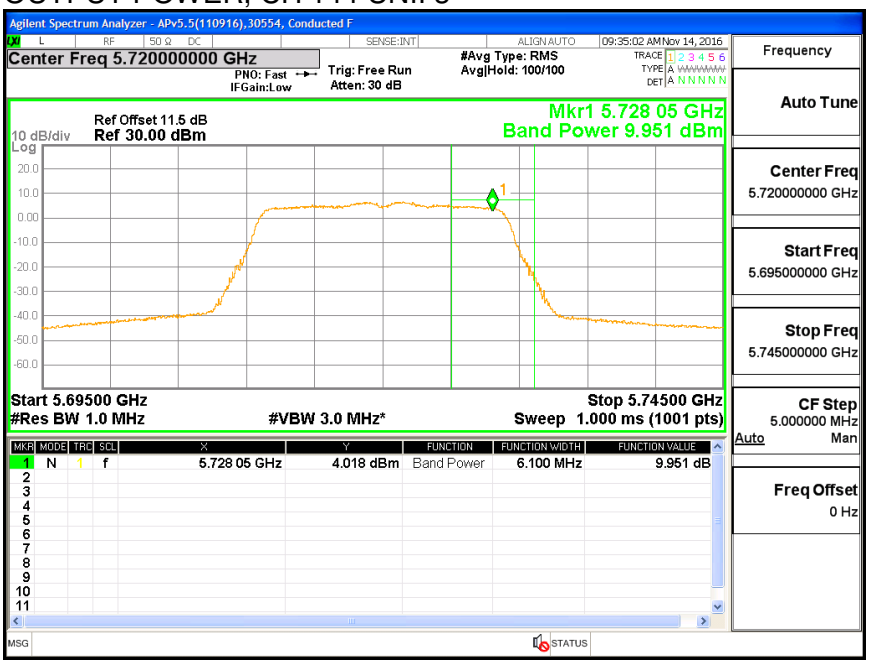

PSD, CH 144 UNII 3

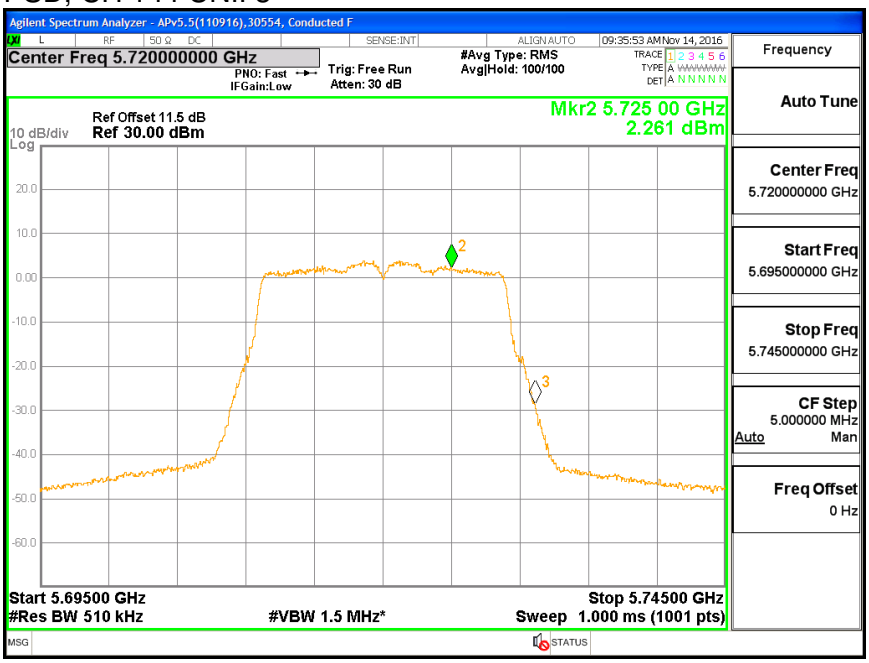

This report shall not be reproduced except in full, without the written approval of UL Verification Services Inc.

8.28.2. 6 dB BANDWIDTH

LIMITS

FCC §15.407 (e)

The minimum 6 dB bandwidth shall be at least 500 kHz.

RESULTS

Channel	Frequency (MHz)	6 dB Bandwidth (MHz)
144	5720	4.00

6 dB BANDWIDTH

6dBc BW, CH 144 UNII 3

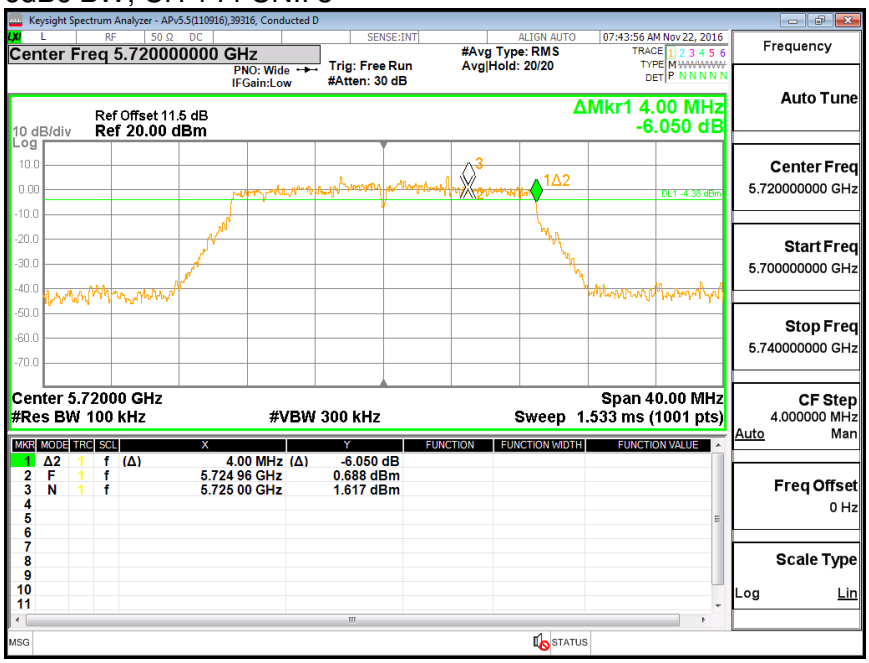

This report shall not be reproduced except in full, without the written approval of UL Verification Services Inc.

8.29. 802.11n HT20 2Tx (ANTENNA A + ANTENNA B) CDD MODE IN THE 5.6 GHz BAND

8.29.1. 26 dB BANDWIDTH

LIMITS

None; for reporting purposes only.

RESULTS

Channel	Frequency (MHz)	26 dB BW Ant A (MHz)	26 dB BW Ant B (MHz)
Low	5500	22.08	21.80
Mid	5580	22.12	21.60
High	5700	22.00	21.72
144	5720	22.16	21.76

This report shall not be reproduced except in full, without the written approval of UL Verification Services Inc.

26 dB BANDWIDTH, ANTENNA A

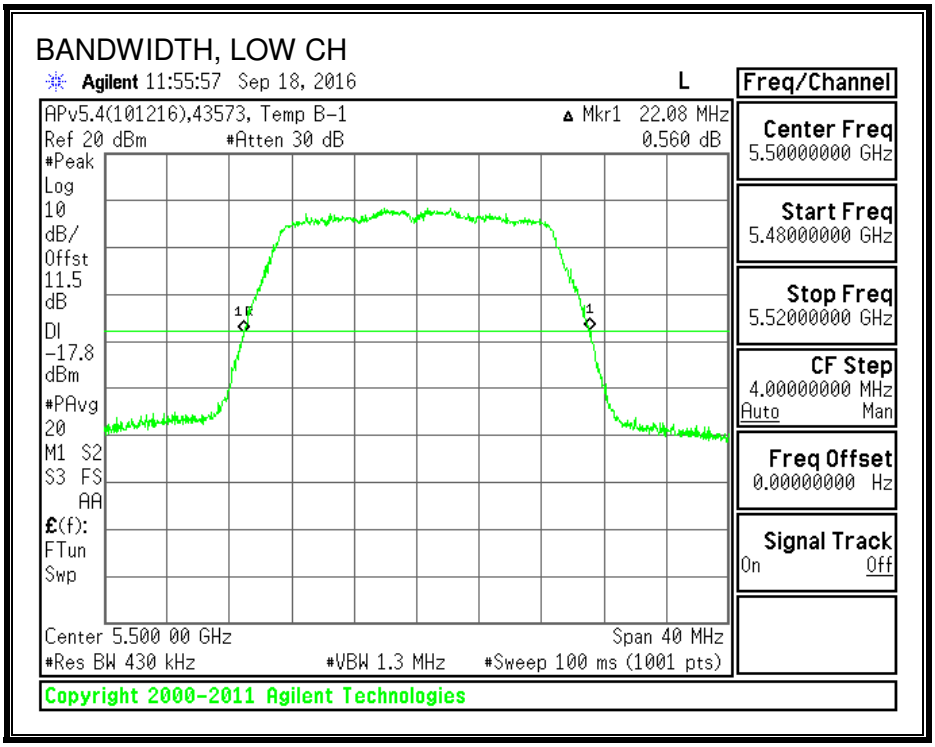

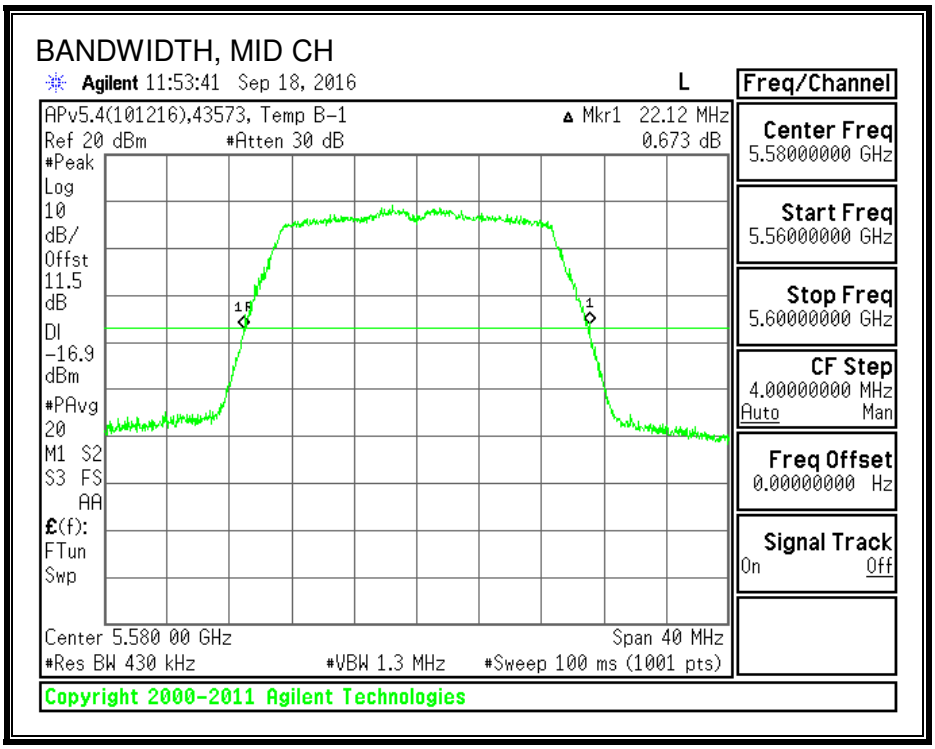

This report shall not be reproduced except in full, without the written approval of UL Verification Services Inc.

BANDWIDTH, HIGH CH

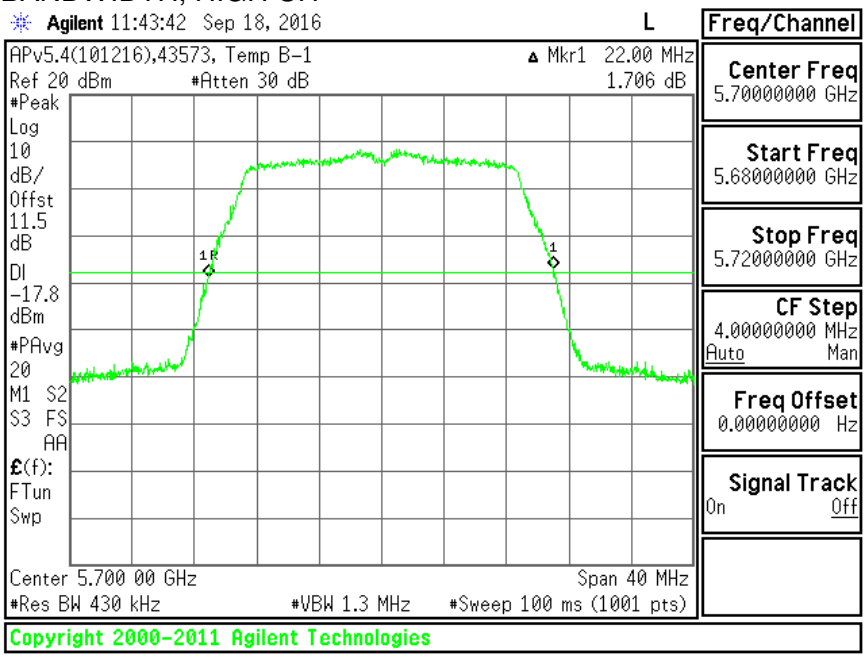

BANDWIDTH STRADDLE CH 144

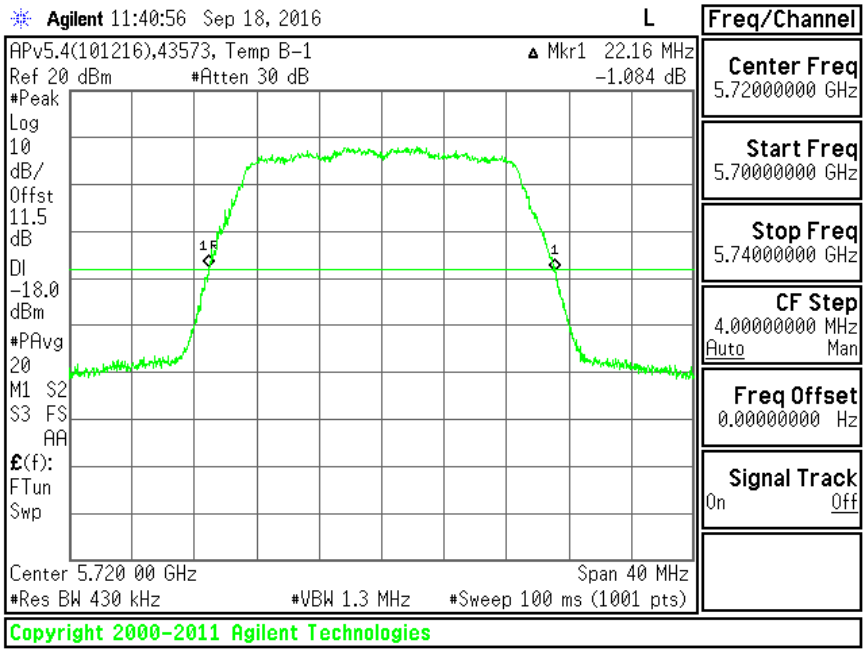

This report shall not be reproduced except in full, without the written approval of UL Verification Services Inc.

26 dB BANDWIDTH, ANTENNA B

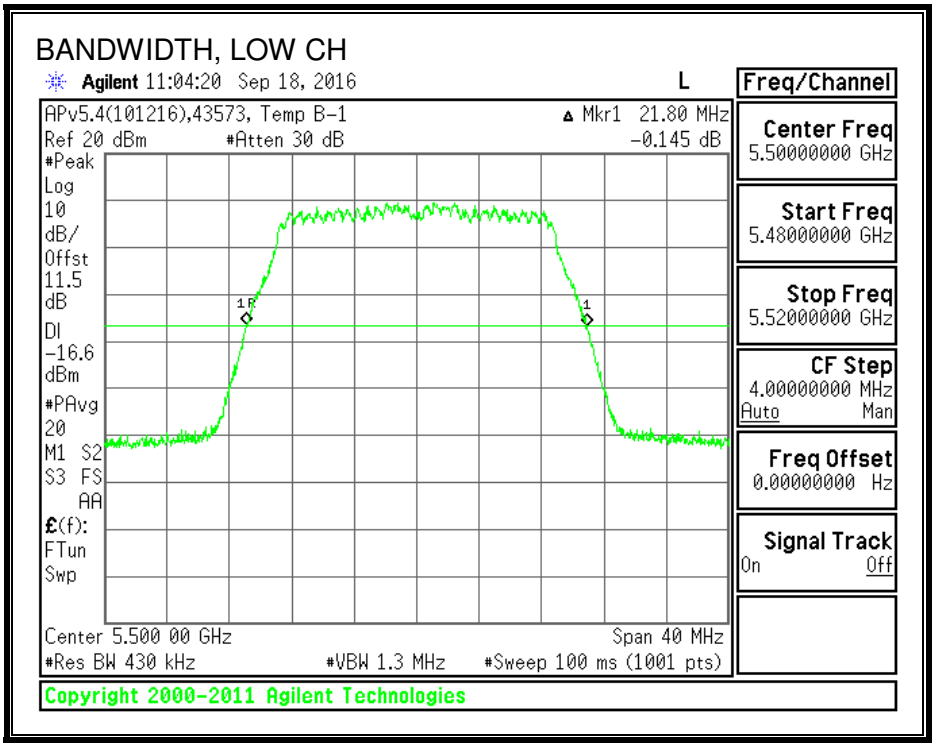

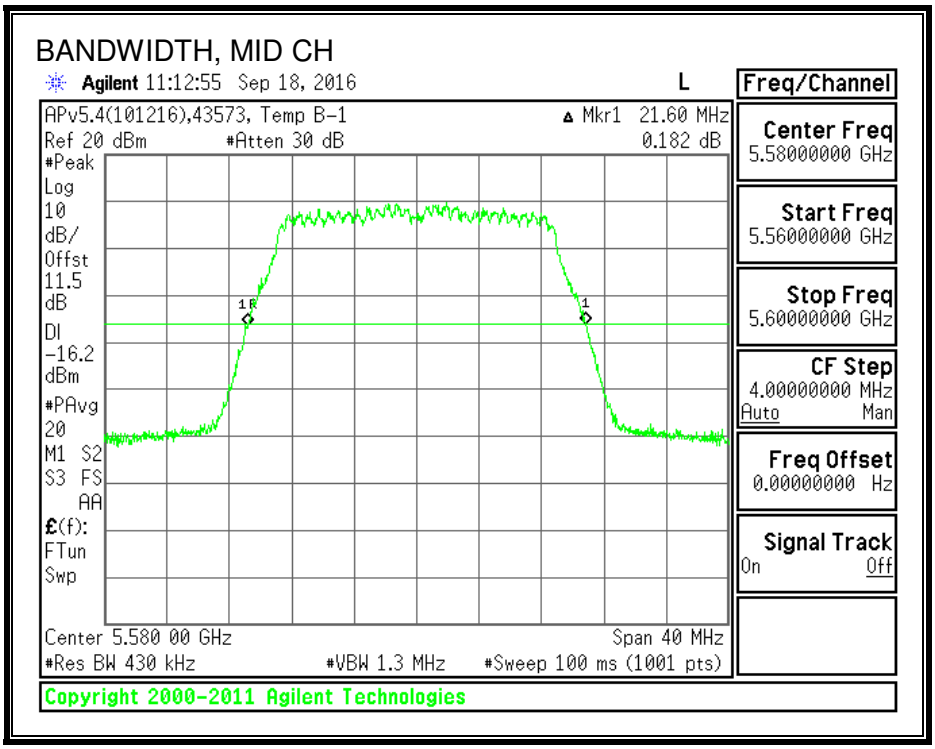

This report shall not be reproduced except in full, without the written approval of UL Verification Services Inc.

BANDWIDTH, HIGH CH

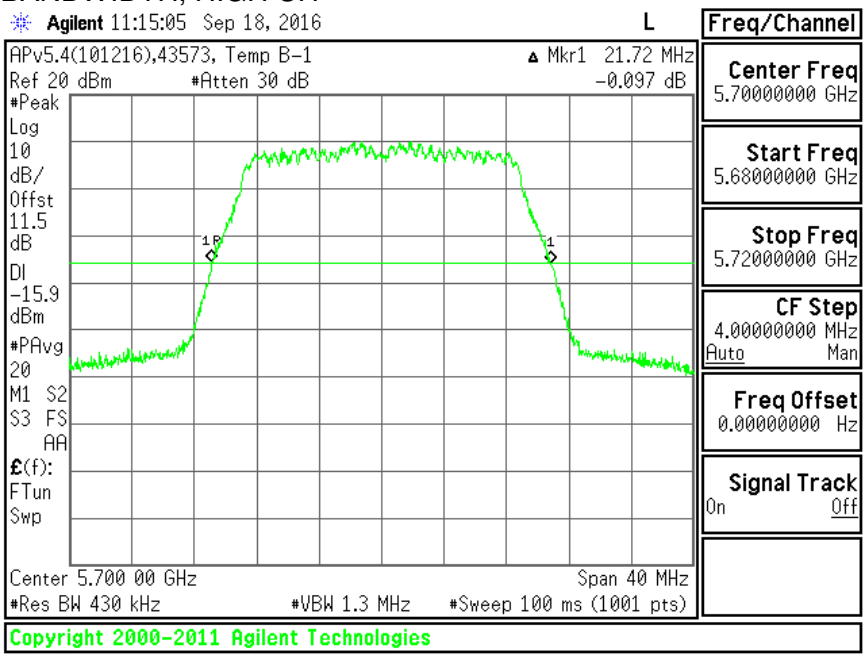

BANDWIDTH STRADDLE CH 144

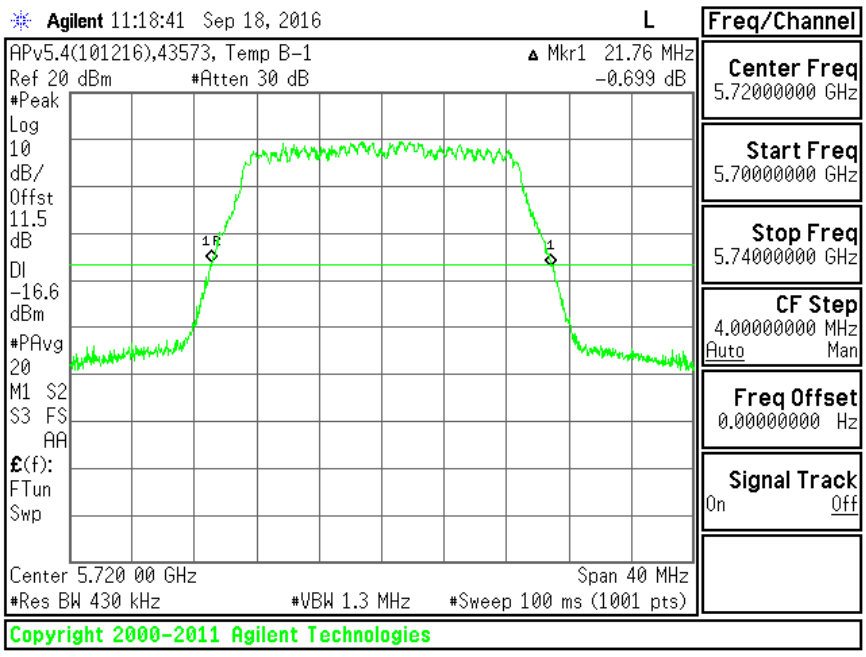

This report shall not be reproduced except in full, without the written approval of UL Verification Services Inc.

8.29.2. 99% BANDWIDTH

LIMITS

None; for reporting purposes only.

RESULTS

Channel	Frequency (MHz)	99% BW Ant A (MHz)	99% BW Ant B (MHz)
Low	5500	17.679	17.553
Mid	5580	17.698	17.729
High	5700	17.750	17.627
144	5720	17.635	17.728

This report shall not be reproduced except in full, without the written approval of UL Verification Services Inc.

99% BANDWIDTH, ANTENNA A

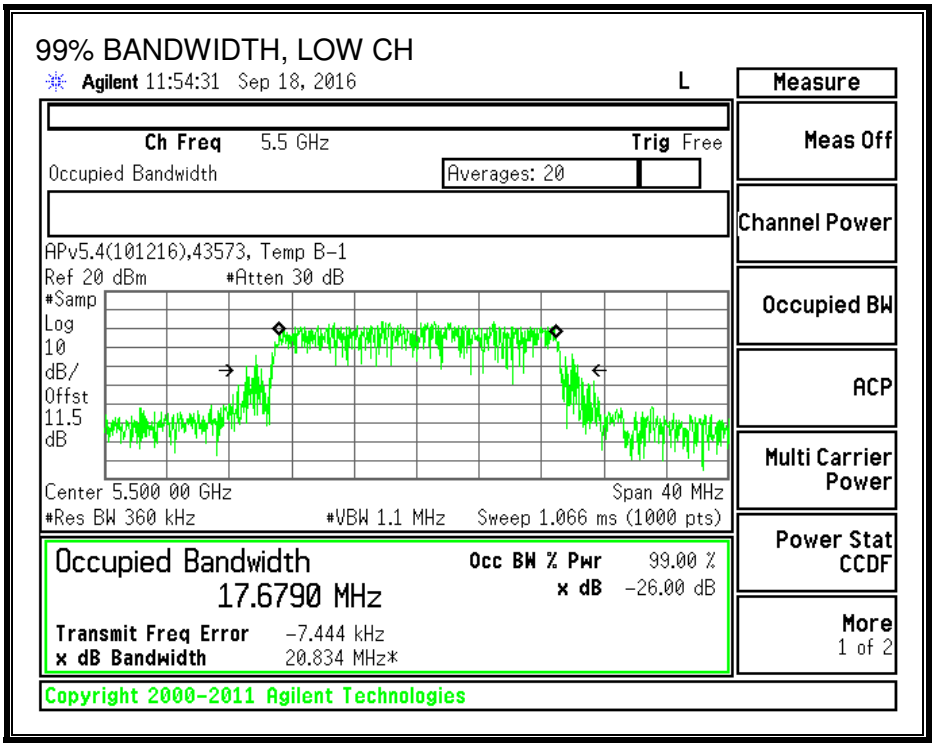

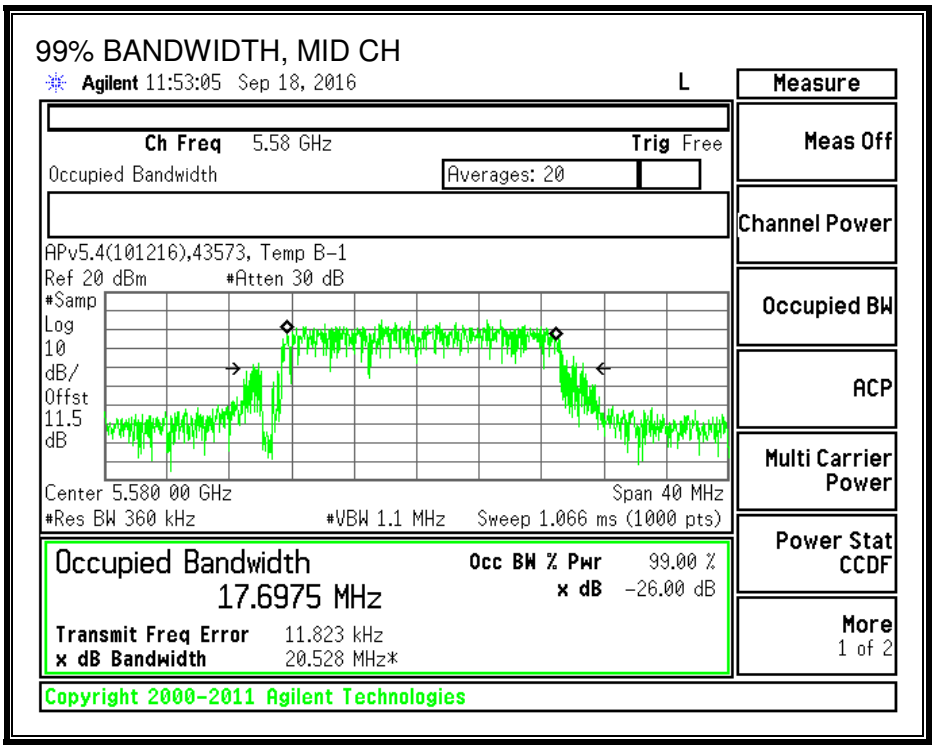

This report shall not be reproduced except in full, without the written approval of UL Verification Services Inc.

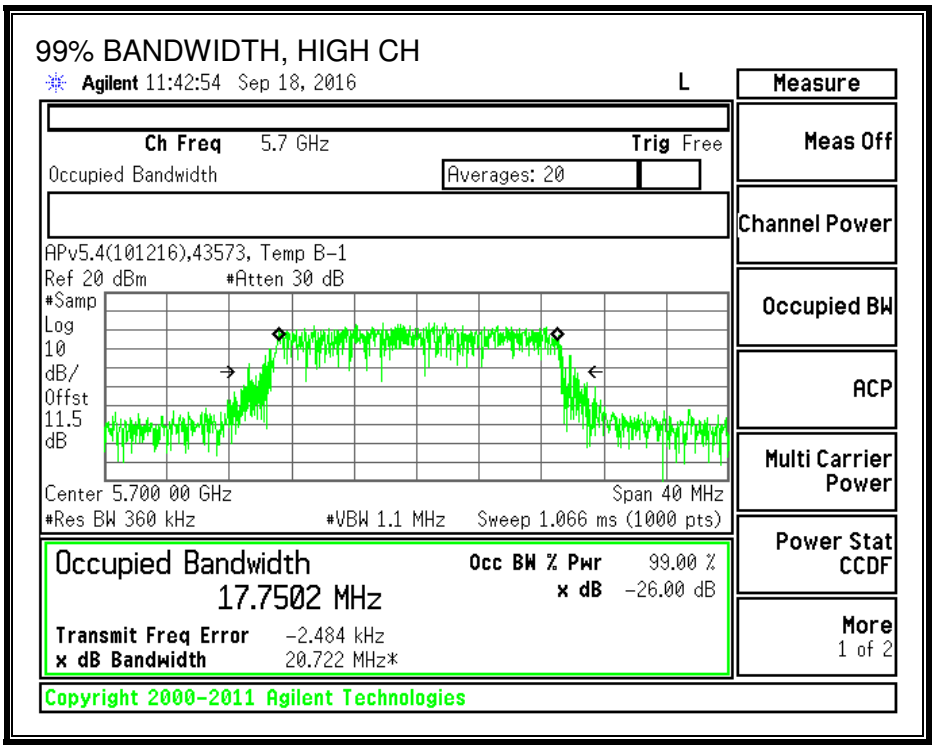

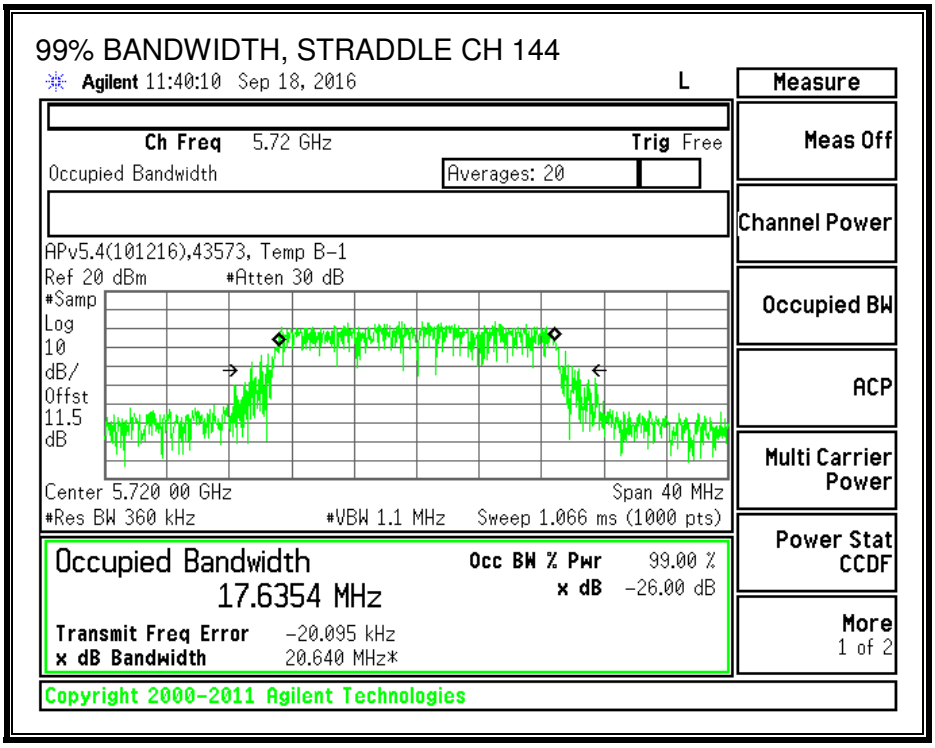

This report shall not be reproduced except in full, without the written approval of UL Verification Services Inc.

99% BANDWIDTH, ANTENNA B

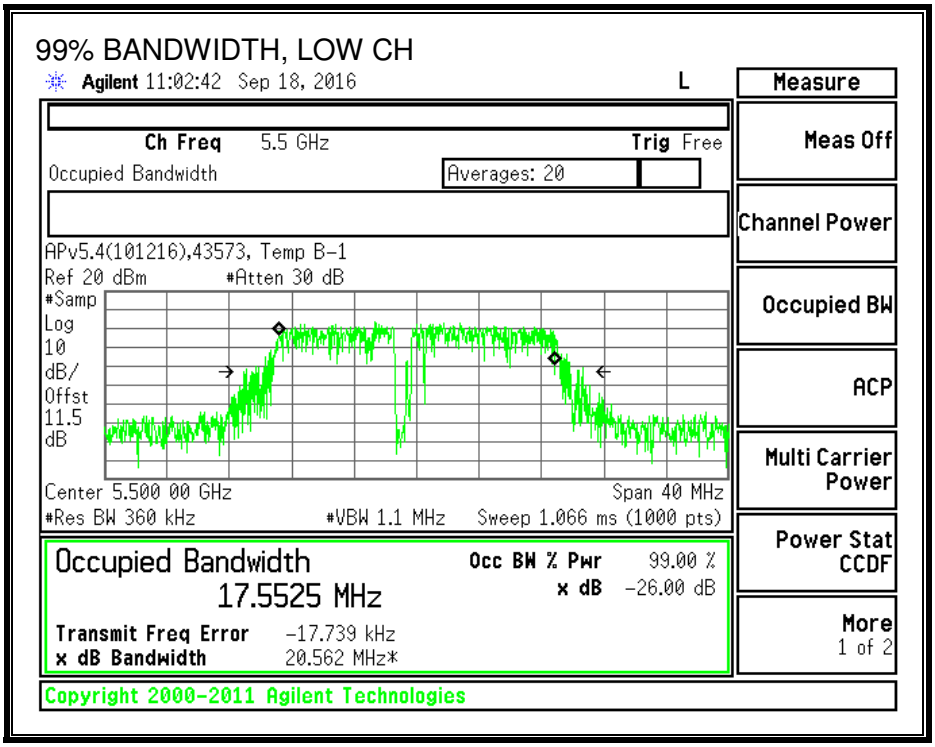

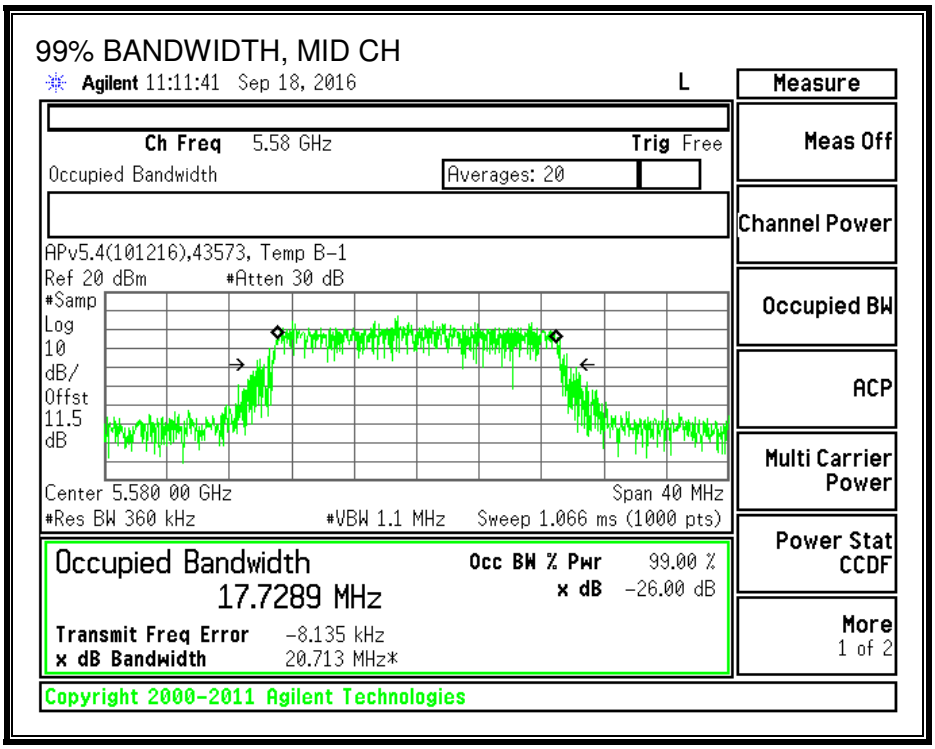

This report shall not be reproduced except in full, without the written approval of UL Verification Services Inc.

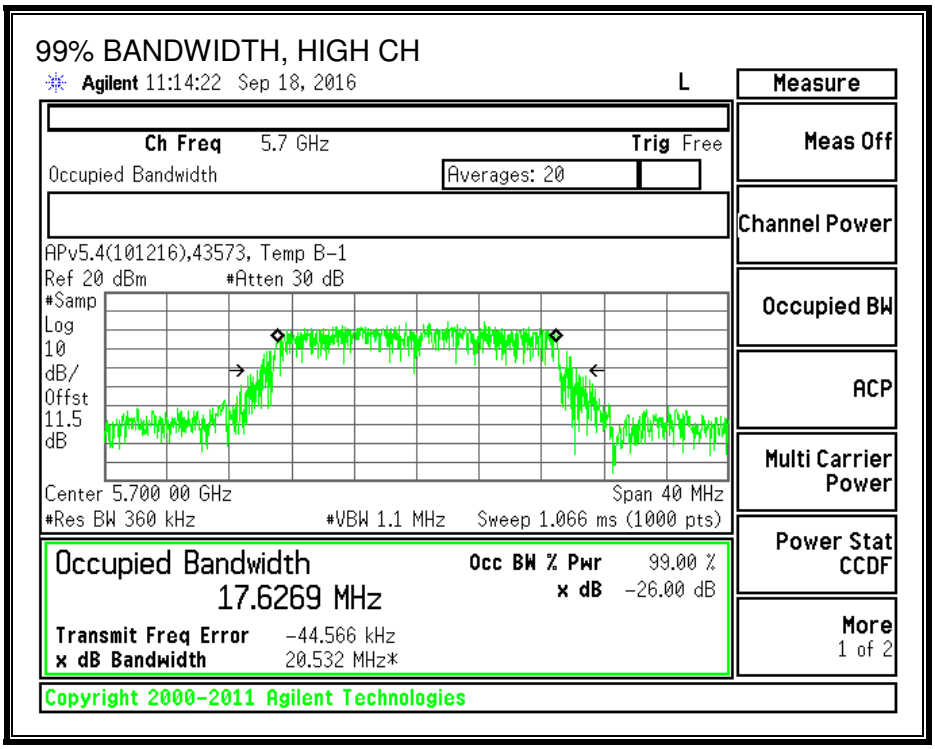

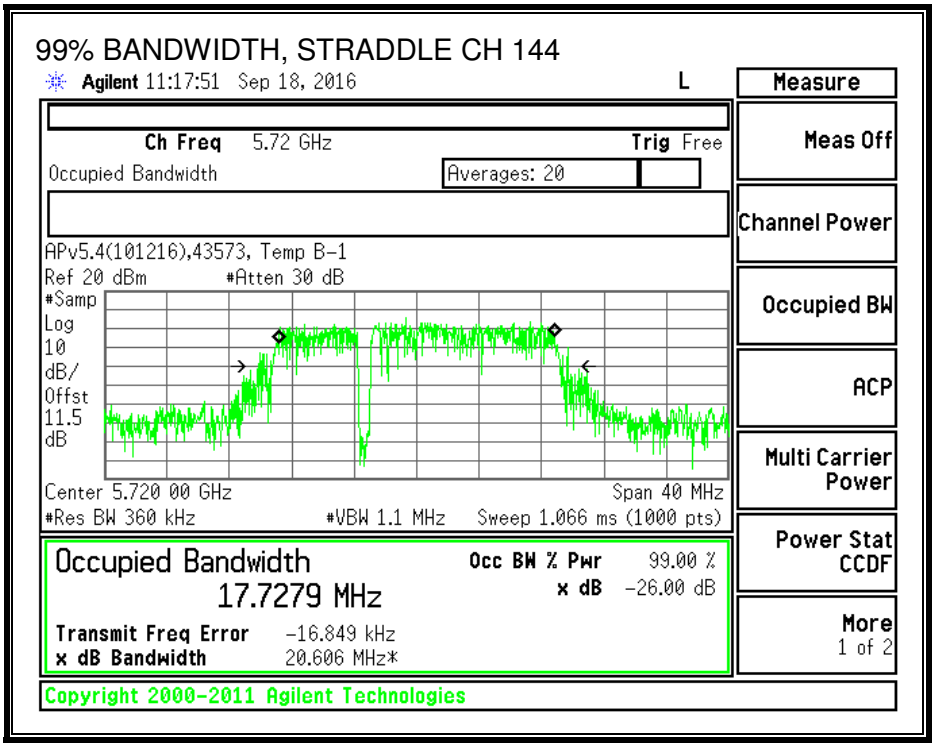

This report shall not be reproduced except in full, without the written approval of UL Verification Services Inc.

8.29.3. AVERAGE POWER

LIMITS

None; for reporting purposes only.

TEST PROCEDURE

Measurements perform using a wideband gated RF power meter.

RESULTS

ID:	39316	Date:	12/15/16

Average Power Results

Channel	Frequency (MHz)	Ant A Power (dBm)	Ant B Power (dBm)	Total Power (dBm)
Low	5500	14.89	14.91	17.91
Mid	5580	15.45	15.40	18.44
High	5700	13.92	13.95	16.95
144	5720	15.48	15.23	18.37

This report shall not be reproduced except in full, without the written approval of UL Verification Services Inc.

8.29.4. OUTPUT POWER AND PSD

LIMITS

FCC §15.407 (a) (2)

For the band 5.47–5.725 GHz, the maximum conducted output power over the frequency band of operation shall not exceed the lesser of 250 mW or 11 dBm + 10 log B, where B is the 26–dB emission bandwidth in MHz. In addition, the maximum power spectral density shall not exceed 11 dBm in any 1–MHz band. If transmitting antennas of directional gain greater than 6 dBi are used, both the maximum conducted output power and the peak power spectral density shall be reduced by the amount in dB that the directional gain of the antenna exceeds 6 dBi.

TEST PROCEDURE

Measurements perform using a wideband gated RF power meter provided that the gate parameters are adjusted such that the power is measured only when the EUT is transmitting at its maximum power control level. Since the measurement is made only during the ON time of the transmitter, no duty cycle correction factor is required.

Straddle channel power is measured using PXA spectrum analyzer, duty cycle correction factor is required.

This report shall not be reproduced except in full, without the written approval of UL Verification Services Inc.

DIRECTIONAL ANTENNA GAIN

The TX chains are uncorrelated and the antenna gain is unequal among the chains. The directional gain is:

Ant A Antenna Gain (dBi)	Ant B Antenna Gain (dBi)	Uncorrelated Chains Directional Gain (dBi)
3.39	3.17	3.28

The TX chains are correlated and the antenna gain is unequal among the chains. The directional gain is:

Ant A Antenna Gain (dBi)	Ant B Antenna Gain (dBi)	Correlated Chains Directional Gain (dBi)
3.39	3.17	6.29

This report shall not be reproduced except in full, without the written approval of UL Verification Services Inc.

RESULTS

ID:	39316	Date:	12/15/16

Bandwidth, Antenna Gain and Limits

Channel	Frequency (MHz)	Min 26 dB BW (MHz)	Min 99% BW (MHz)	Directional Gain for Power (dBi)	Directional Gain for PSD (dBi)	Power Limit (dBm)	PSD Limit (dBm)
Low	5500	21.80	17.553	3.28	6.29	23.44	10.71
Mid	5580	21.60	17.698	3.28	6.29	23.48	10.71
High	5700	21.72	17.627	3.28	6.29	23.46	10.71

Duty Cycle CF (dB)	0.00	Included in Calculations of Corr'd PSD

Output Power Results

Channel	Frequency (MHz)	Ant A Meas Power (dBm)	Ant B Meas Power (dBm)	Total Corr'd Power (dBm)	Power Limit (dBm)	Power Margin (dB)
Low	5500	14.89	14.91	17.91	23.44	-5.53
Mid	5580	15.45	15.40	18.44	23.48	-5.04
High	5700	13.92	13.95	16.95	23.46	-6.52

PSD Results

Channel	Frequency (MHz)	Ant A Meas PSD (dBm)	Ant B Meas PSD (dBm)	Total Corr'd PSD (dBm)	PSD Limit (dBm)	PSD Margin (dB)
Low	5500	4.612	4.451	7.54	10.71	-3.17
Mid	5580	5.084	5.594	8.36	10.71	-2.35
High	5700	2.71	3.756	6.27	10.71	-4.44

This report shall not be reproduced except in full, without the written approval of UL Verification Services Inc.

PSD, ANTENNA A

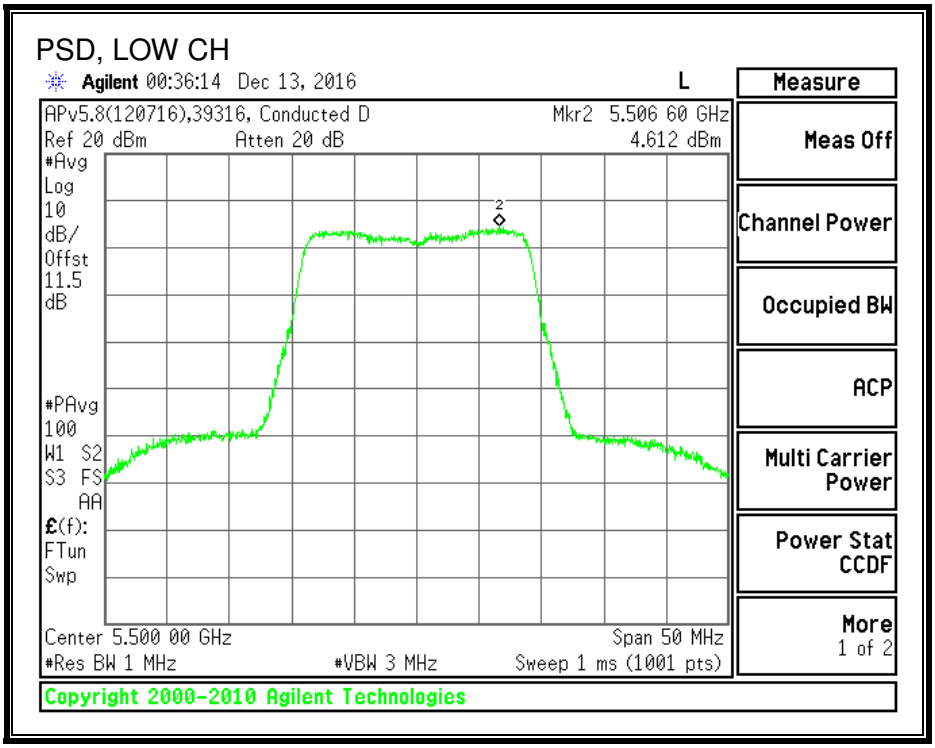

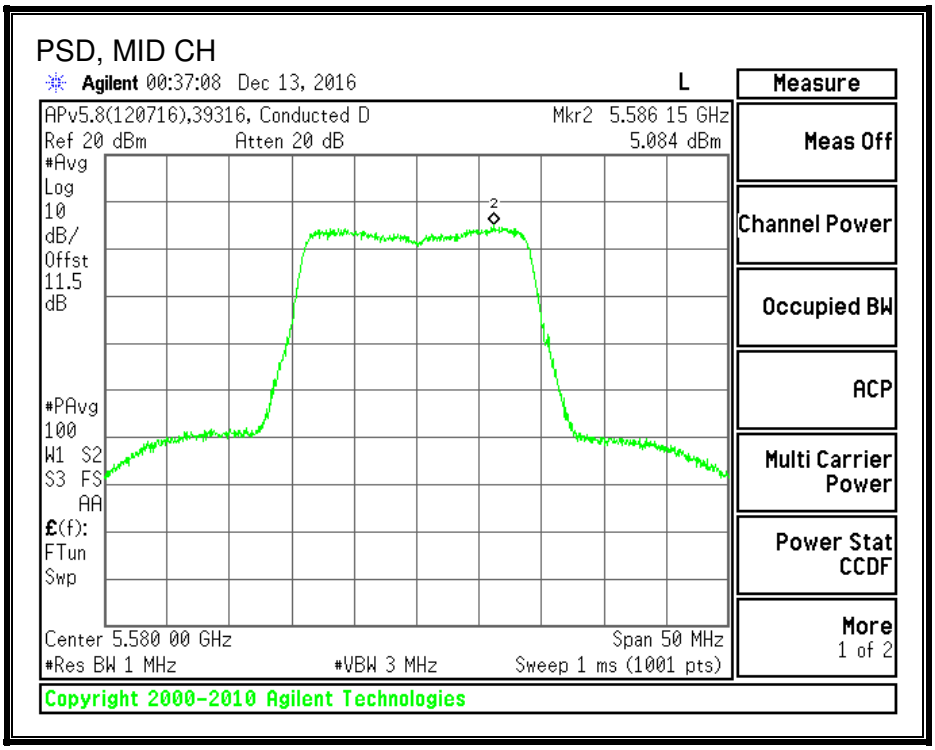

This report shall not be reproduced except in full, without the written approval of UL Verification Services Inc.

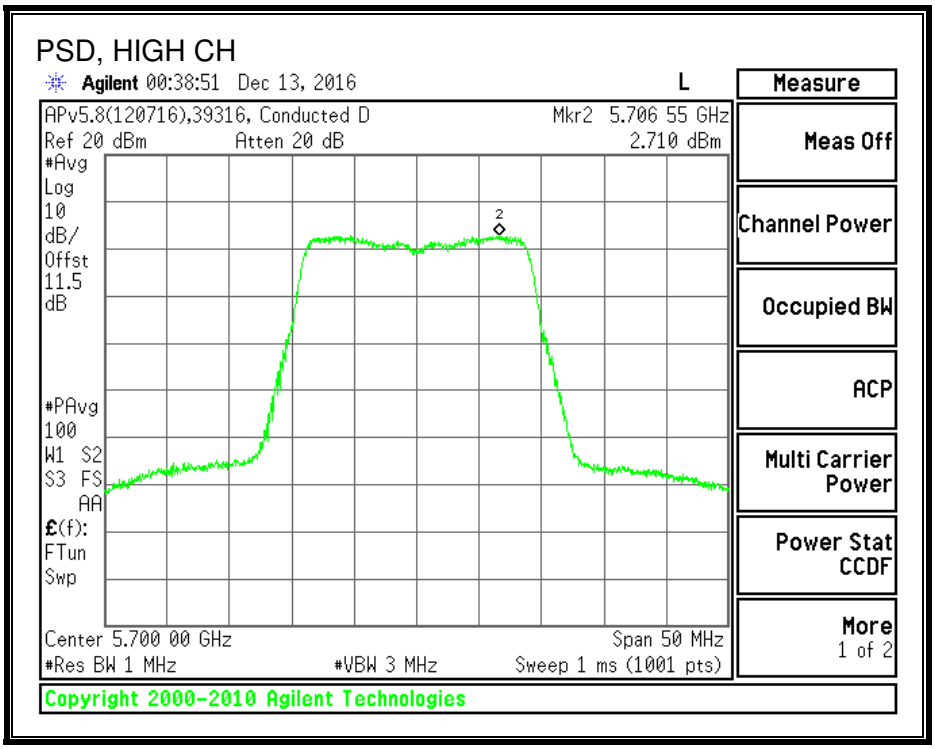

PSD, ANTENNA B

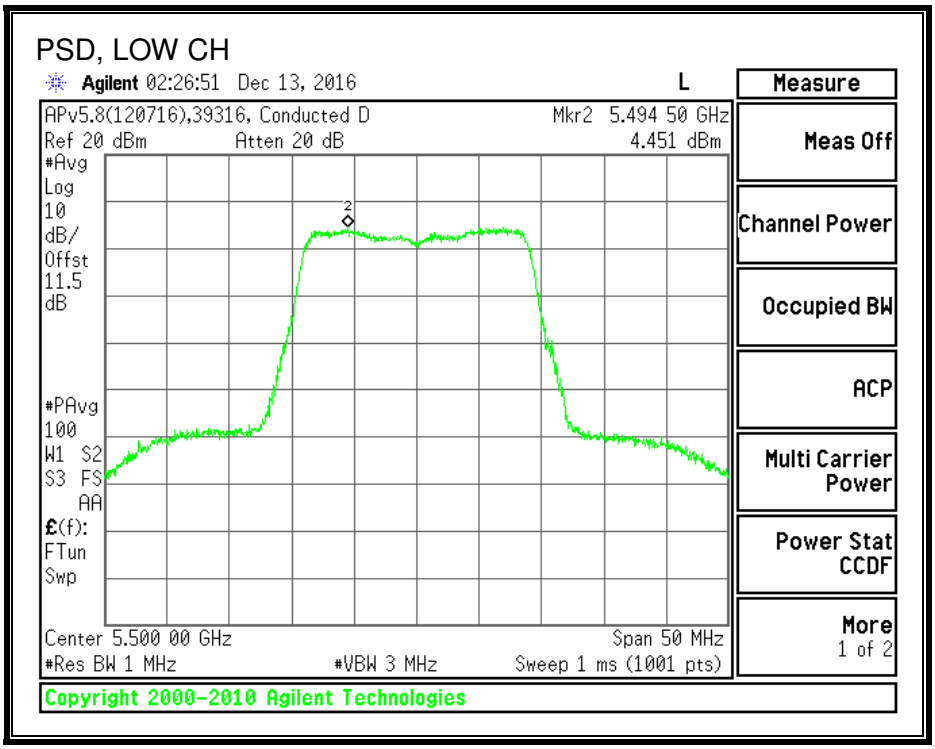

This report shall not be reproduced except in full, without the written approval of UL Verification Services Inc.

PSD, MID CH

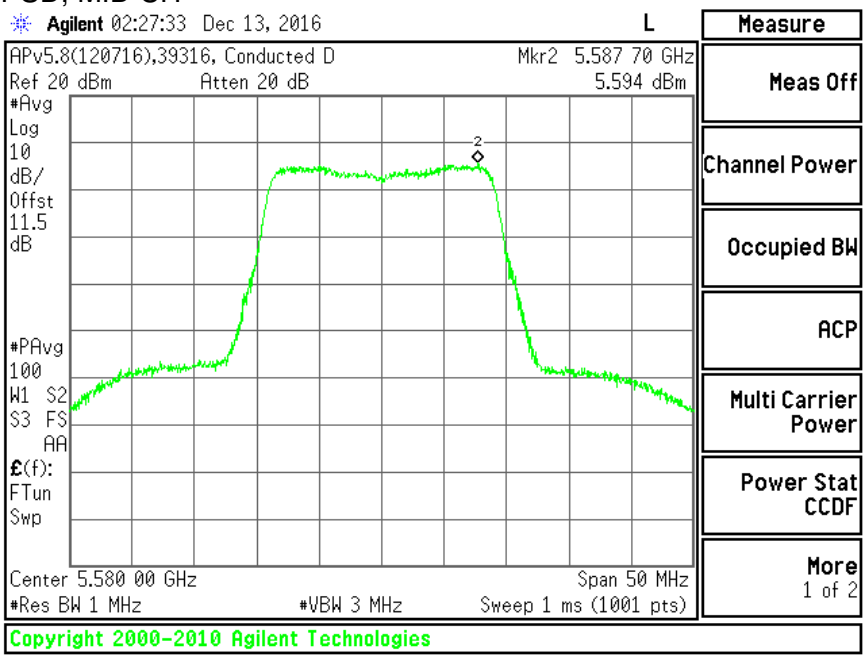

PSD, HIGH CH

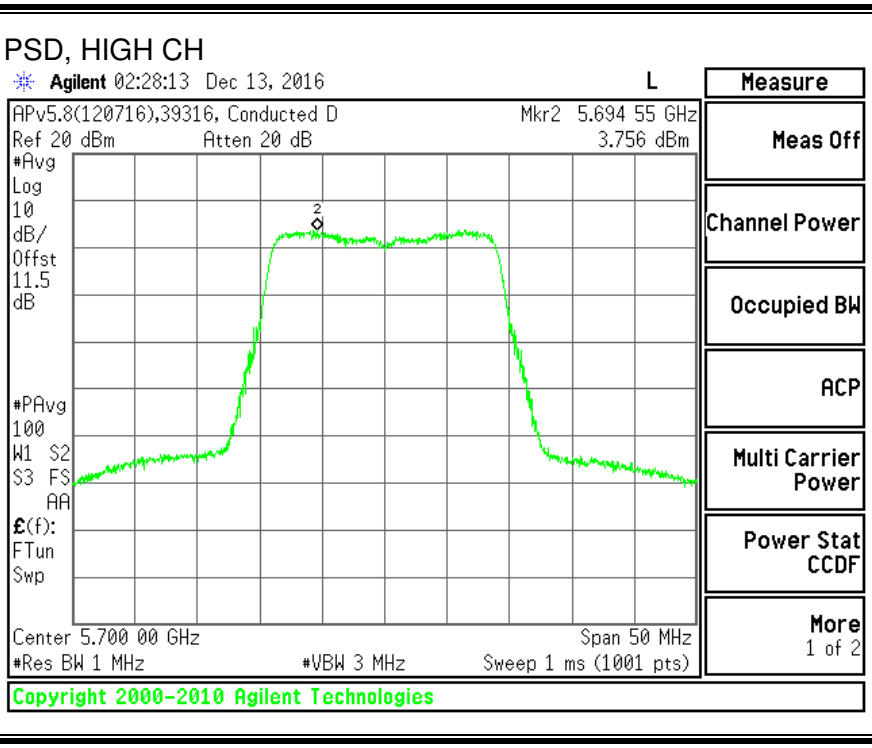

This report shall not be reproduced except in full, without the written approval of UL Verification Services Inc.

8.30. 802.11ac VHT20 2Tx (ANTENNA A + ANTENNA B) CDD STRADDLE CHANNEL 144 RESULTS

8.30.1. OUTPUT POWER AND PSD

UNII-2C BAND

Bandwidth, Antenna Gain, and Limits

Channel	Frequency (MHz)	Min 26 dB BW (MHz)	Directional Gain for Power (dBi)	Directional Gain for PSD (dBi)	Power Limit (dBm)	PSD Limit (dBm)
144	5720	15.88	3.28	6.29	23.01	10.71

Duty Cycle CF (dB)	0.00	Included in Calculations of Corr'd Power & PSD

Output Power Results

Channel	Frequency (MHz)	Ant A Meas Power (dBm)	Ant B Meas Power (dBm)	Total Corr'd Power (dBm)	Power Limit (dBm)	Power Margin (dB)
144	5720	14.05	13.95	17.01	23.01	-6.00

PSD Results

Channel	Frequency (MHz)	Ant A Meas PSD (dBm)	Ant B Meas PSD (dBm)	Total Corr'd PSD (dBm)	PSD Limit (dBm)	PSD Margin (dB)
144	5720	4.28	4.25	7.27	10.71	-3.44

UL VERIFICATION SERVICES INC. FORM NO: CCSUP4701J
47173 BENICIA STREET, FREMONT, CA 94538, USA TEL: (510) 771-1000 FAX: (510) 661-0888
This report shall not be reproduced except in full, without the written approval of UL Verification Services Inc.

OUTPUT POWER, ANTENNA A

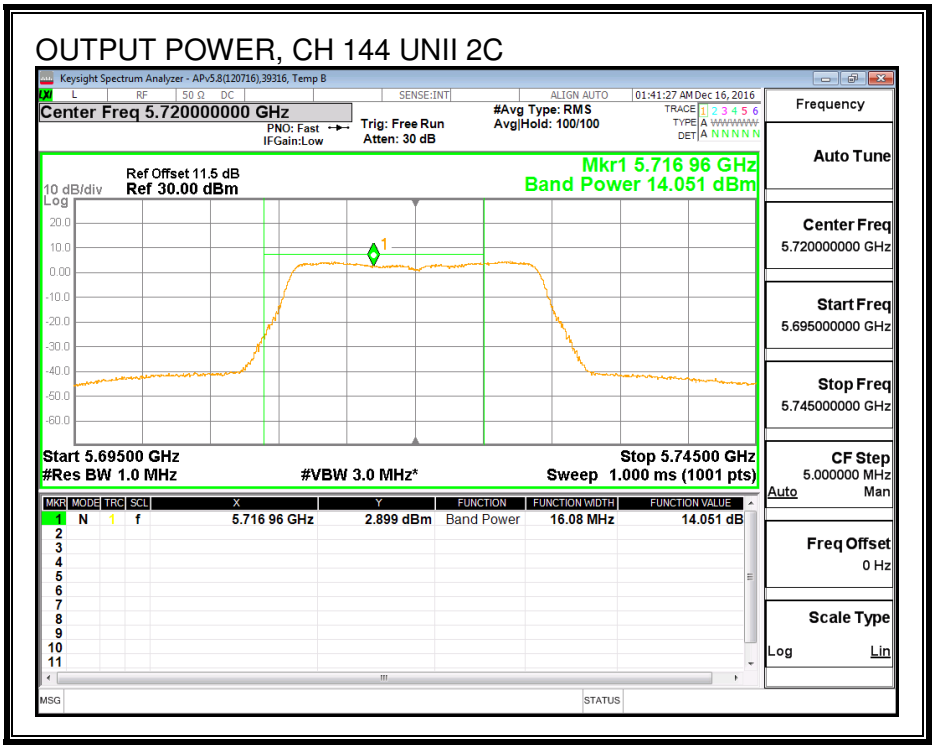

OUTPUT POWER, ANTENNA B

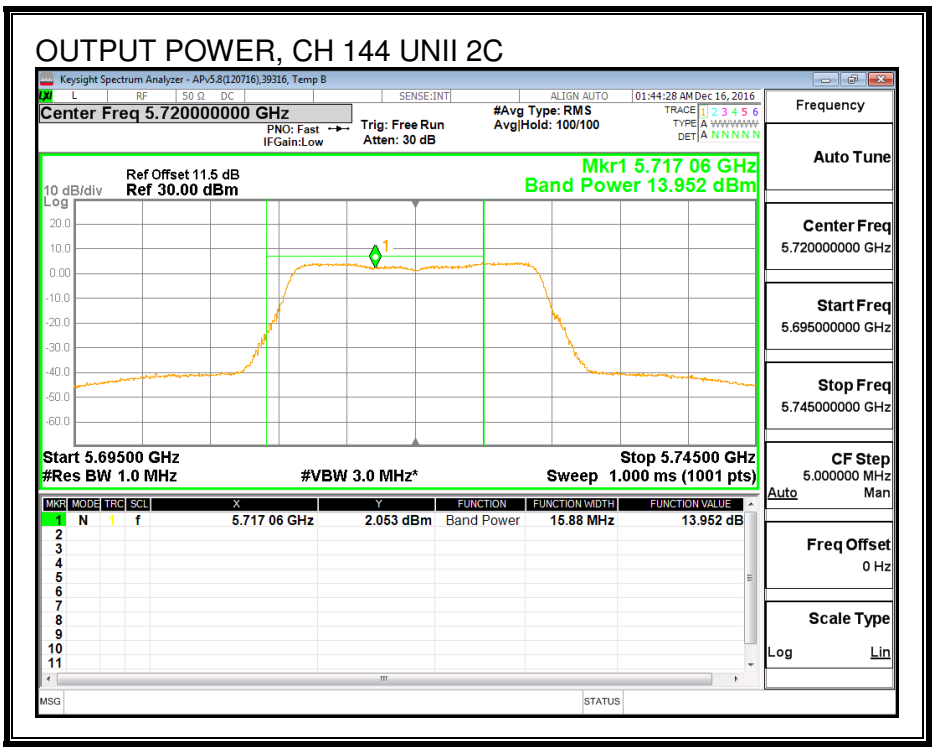

This report shall not be reproduced except in full, without the written approval of UL Verification Services Inc.

PSD, ANTENNA A

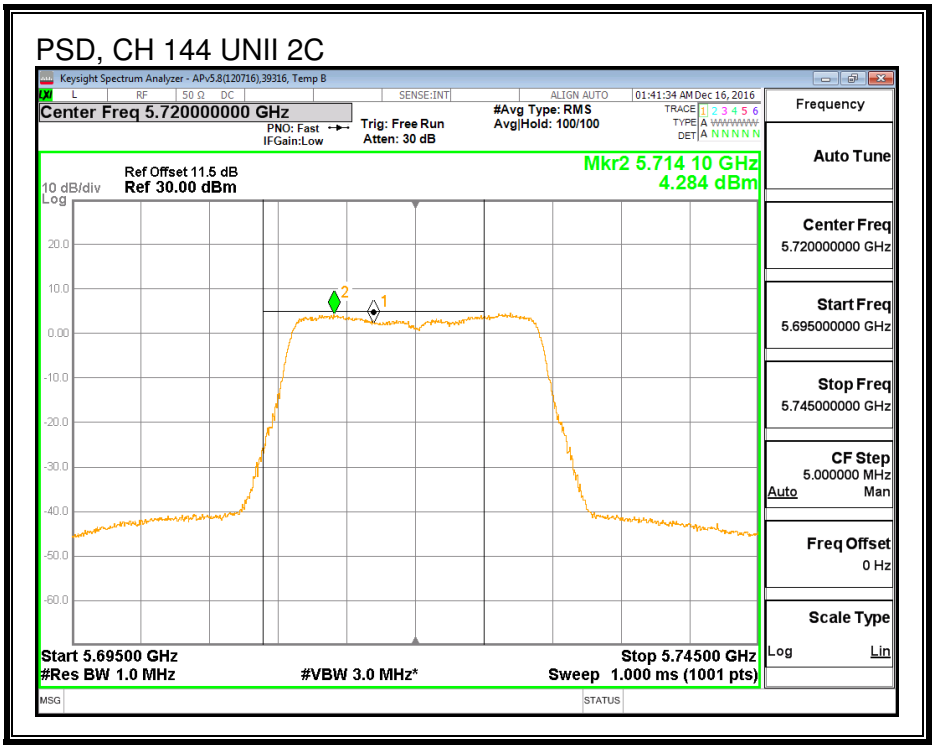

PSD, ANTENNA B

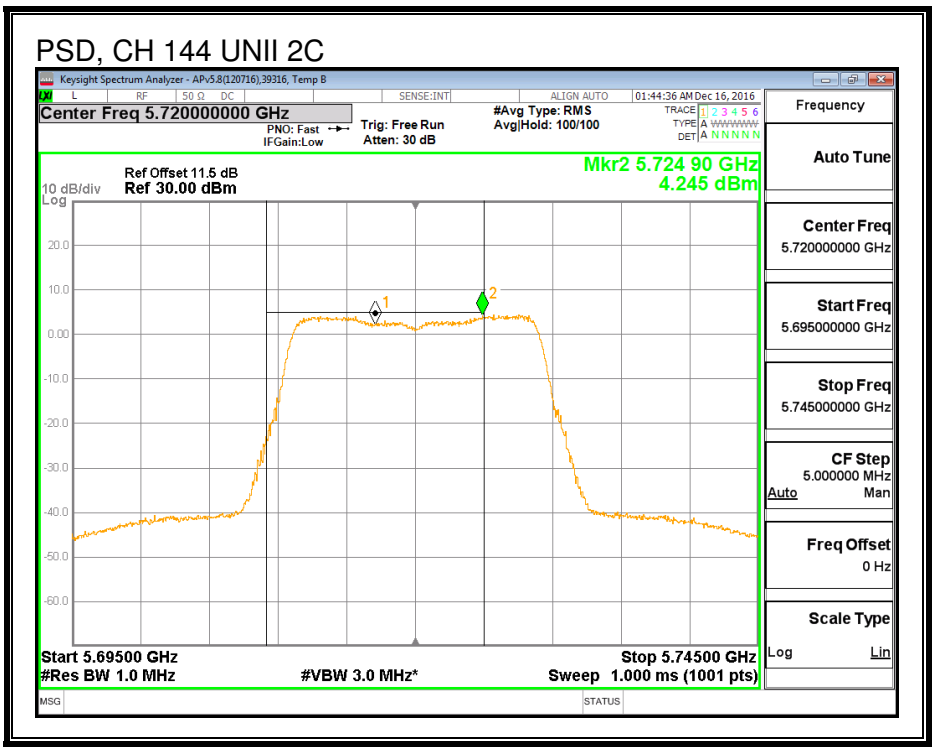

This report shall not be reproduced except in full, without the written approval of UL Verification Services Inc.

UNII-3 BAND

Antenna Gain and Limit

Channel	Frequency (MHz)	Min 26 dB BW (MHz)	Directional Gain For Power (dBi)	Directional Gain For PSD (dBi)	Power Limit (dBm)	PSD Limit (dBm)
144	5720	5.88	3.28	6.29	30.00	29.71

Duty Cycle CF (dB)	0.00	Included in Calculations of Corr'd Power & PSD

Output Power Results

Channel	Frequency (MHz)	Ant A Meas Power (dBm)	Ant B Meas Power (dBm)	Total Corr'd Power (dBm)	Power Limit (dBm)	Power Margin (dB)
144	5720	9.45	9.50	12.49	30.00	-17.51

PSD Results

Channel	Frequency (MHz)	Ant A Meas PSD (dBm)	Ant B Meas PSD (dBm)	Total Corr'd PSD (dBm)	PSD Limit (dBm)	PSD Margin (dB)
144	5720	1.82	1.82	4.83	29.71	-24.88

UL VERIFICATION SERVICES INC. FORM NO: CCSUP4701J
47173 BENICIA STREET, FREMONT, CA 94538, USA TEL: (510) 771-1000 FAX: (510) 661-0888
This report shall not be reproduced except in full, without the written approval of UL Verification Services Inc.

OUTPUT POWER, ANTENNA A

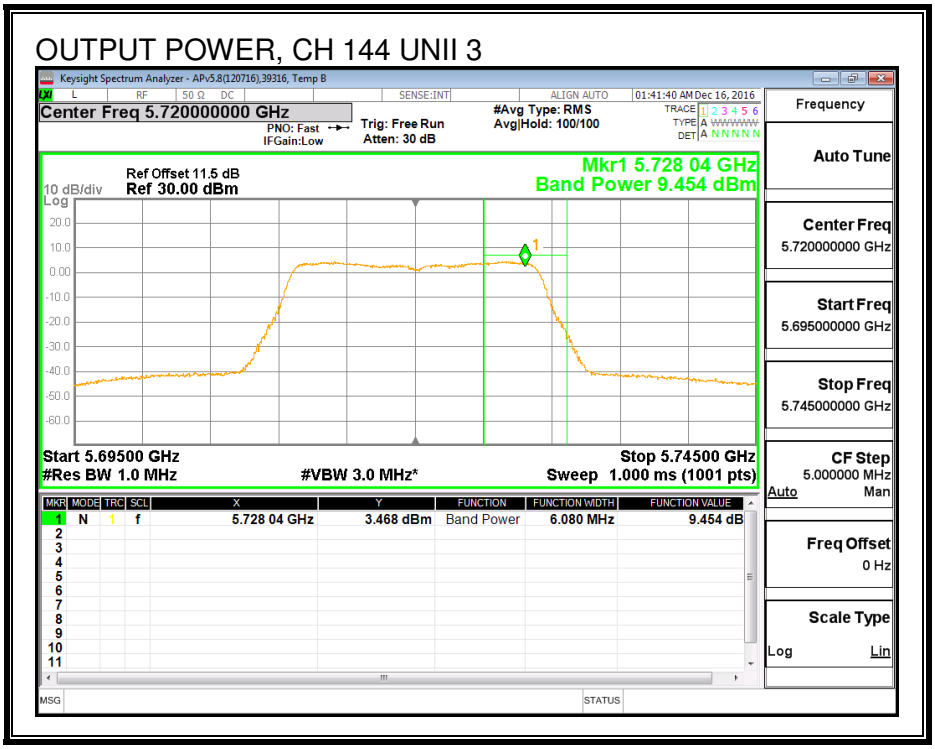

OUTPUT POWER, ANTENNA B

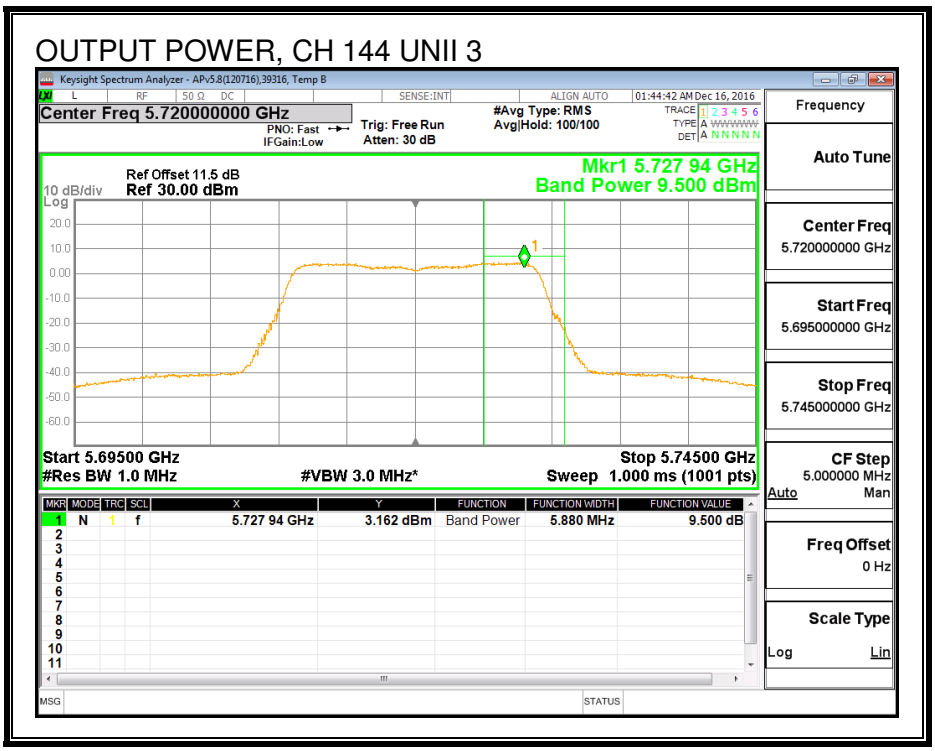

This report shall not be reproduced except in full, without the written approval of UL Verification Services Inc.

PSD, ANTENNA A

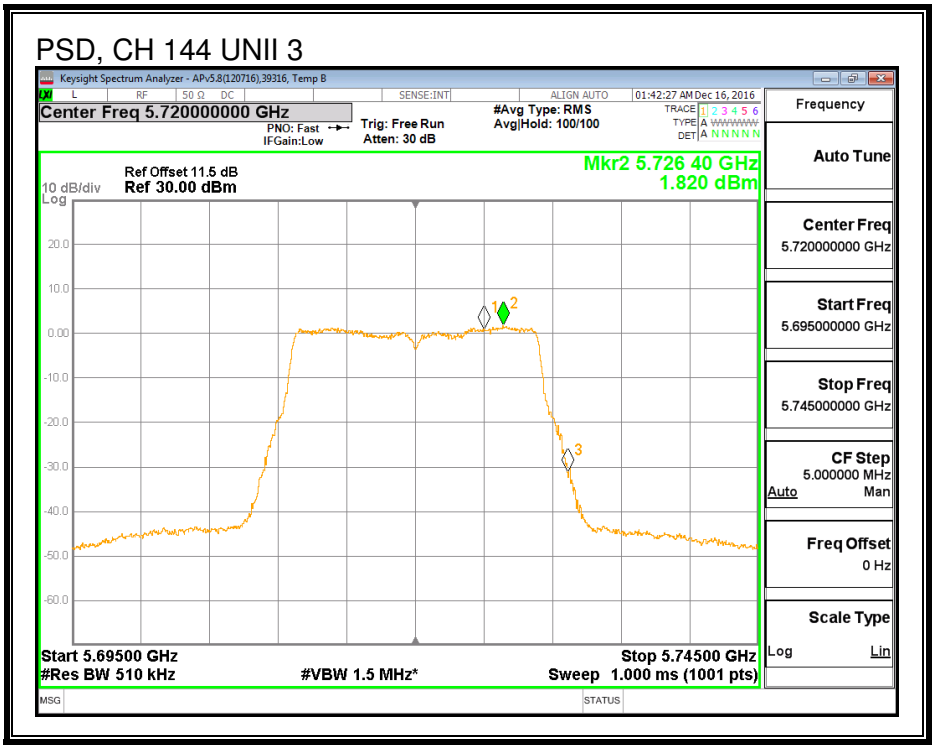

PSD, ANTENNA B

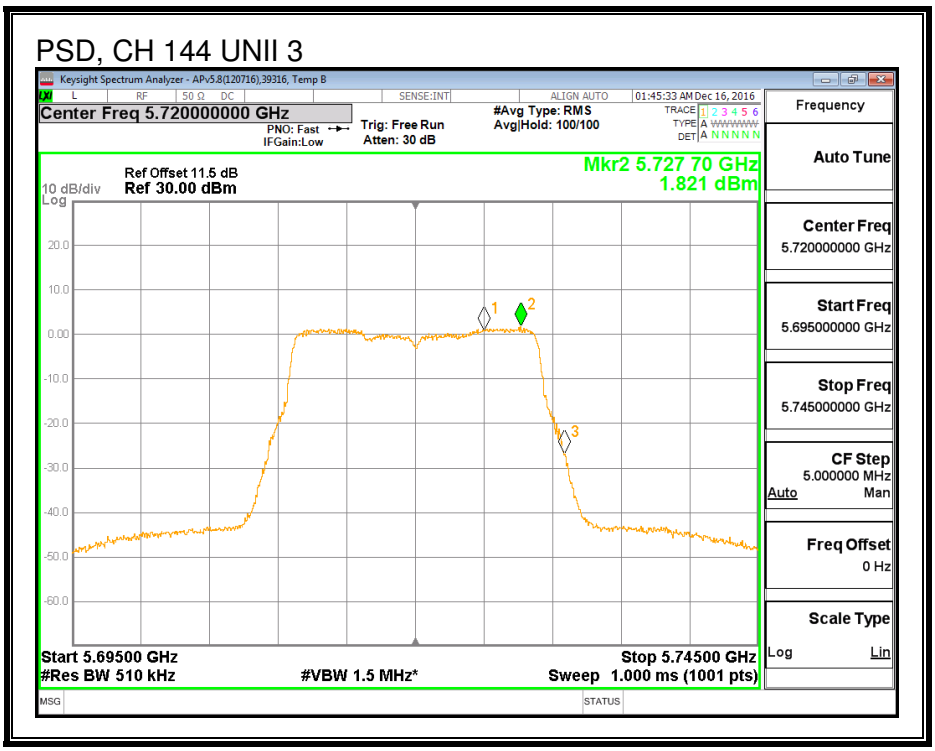

This report shall not be reproduced except in full, without the written approval of UL Verification Services Inc.

8.30.2. 6 dB BANDWIDTH

LIMITS

FCC §15.407 (e)

The minimum 6 dB bandwidth shall be at least 500 kHz.

RESULTS

Channel	Frequency (MHz)	6 dB BW Ant A (MHz)	6 dB BW Ant B (MHz)
144	5720	3.920	3.880

UL VERIFICATION SERVICES INC. FORM NO: CCSUP4701J
47173 BENICIA STREET, FREMONT, CA 94538, USA TEL: (510) 771-1000 FAX: (510) 661-0888
This report shall not be reproduced except in full, without the written approval of UL Verification Services Inc.

ANTENNA A

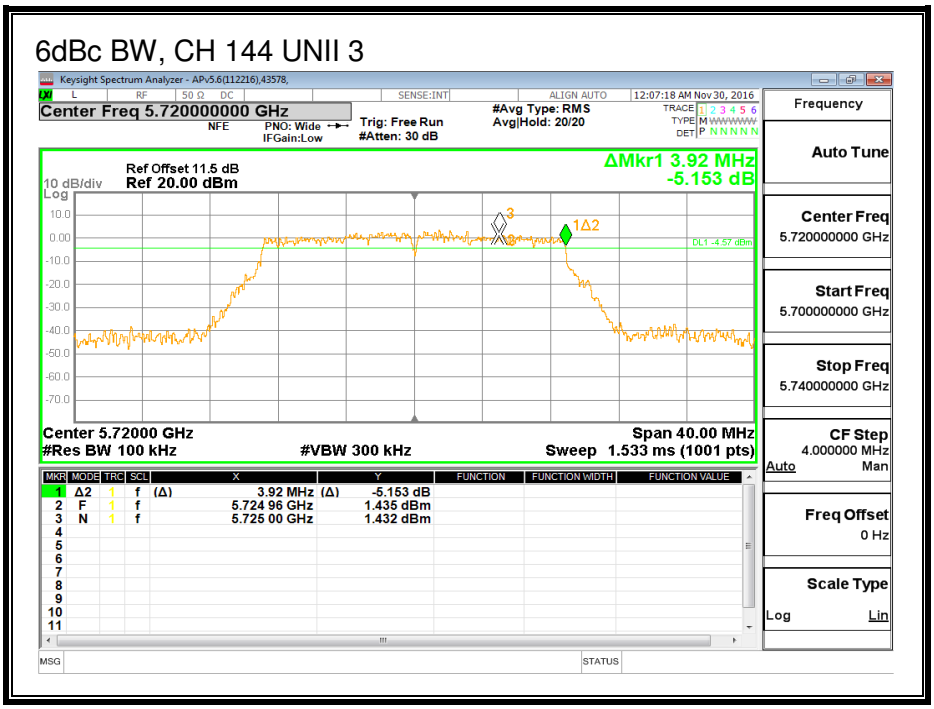

ANTENNA B

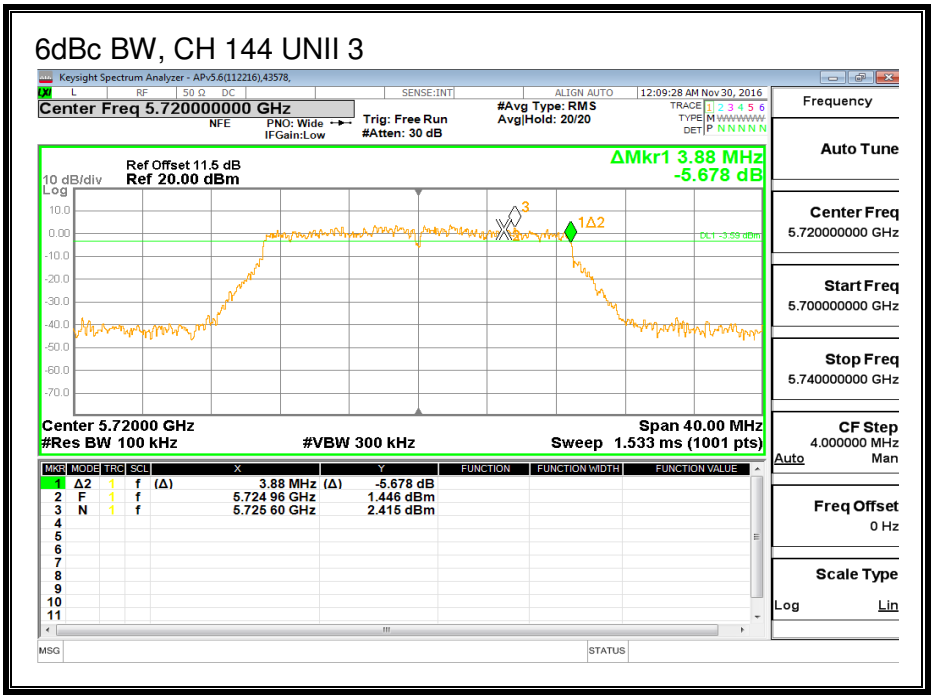

This report shall not be reproduced except in full, without the written approval of UL Verification Services Inc.

8.31. 802.11n HT20 2Tx (ANTENNA A + ANTENNA B) STBC MODE IN THE 5.6 GHz BAND

8.31.1. 26 dB BANDWIDTH

LIMITS

None; for reporting purposes only.

RESULTS

Channel	Frequency (MHz)	26 dB BW Ant A (MHz)	26 dB BW Ant B (MHz)
Low	5500	22.200	21.880
Mid	5580	22.120	21.680
High	5700	22.160	21.640
144	5720	22.080	21.800

This report shall not be reproduced except in full, without the written approval of UL Verification Services Inc.

26 dB BANDWIDTH, ANTENNA A

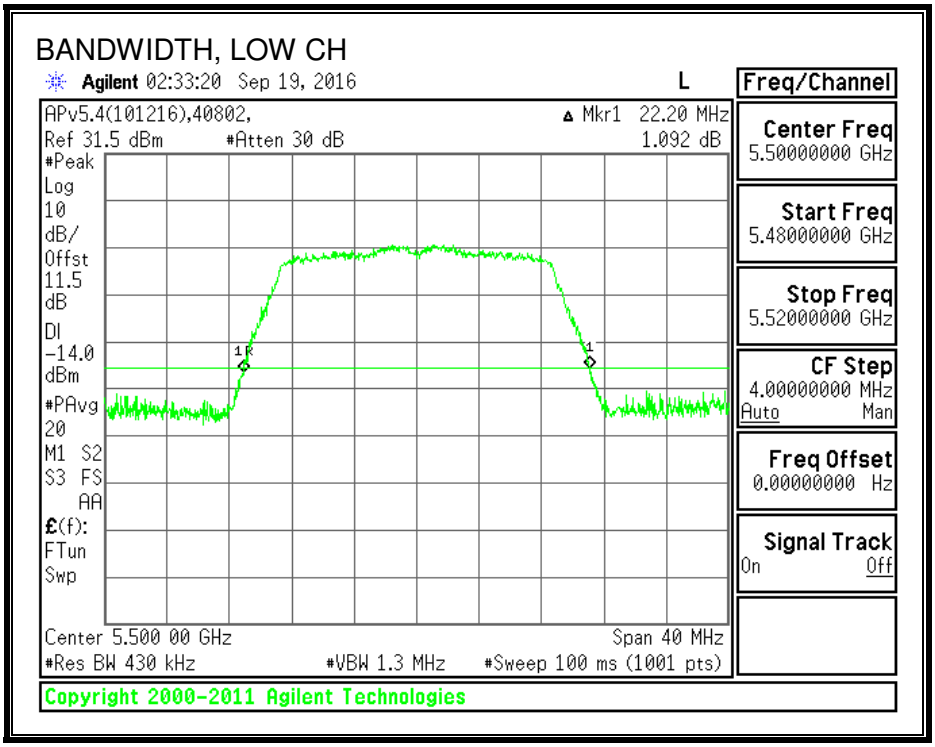

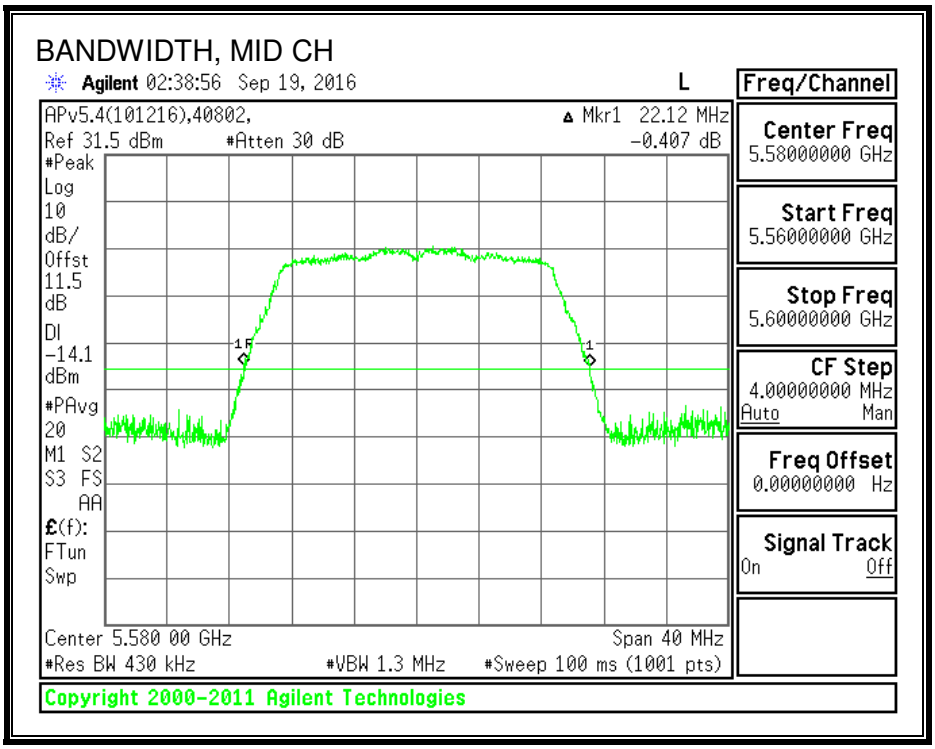

This report shall not be reproduced except in full, without the written approval of UL Verification Services Inc.

BANDWIDTH, HIGH CH

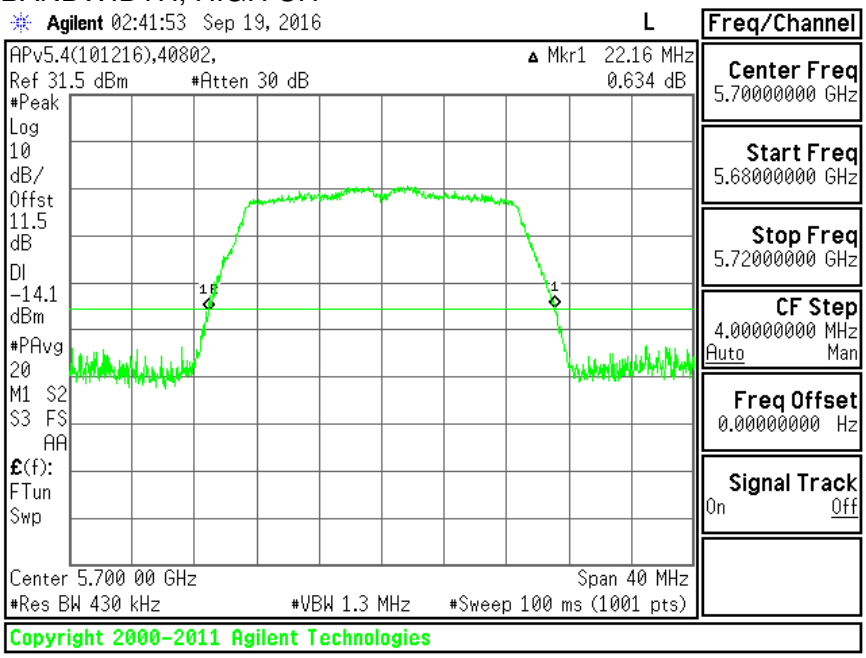

BANDWIDTH STRADDLE CH 144

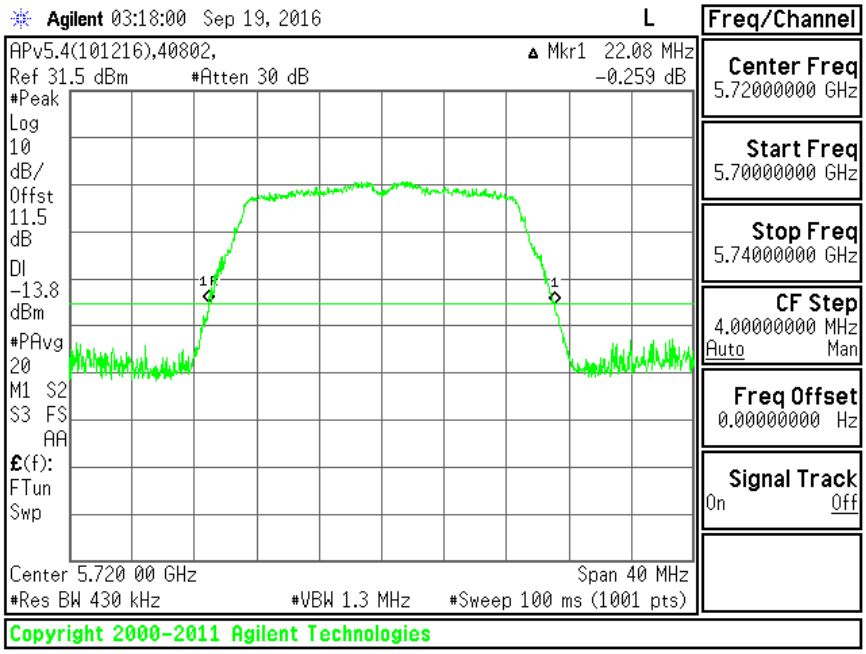

This report shall not be reproduced except in full, without the written approval of UL Verification Services Inc.

26 dB BANDWIDTH, ANTENNA B

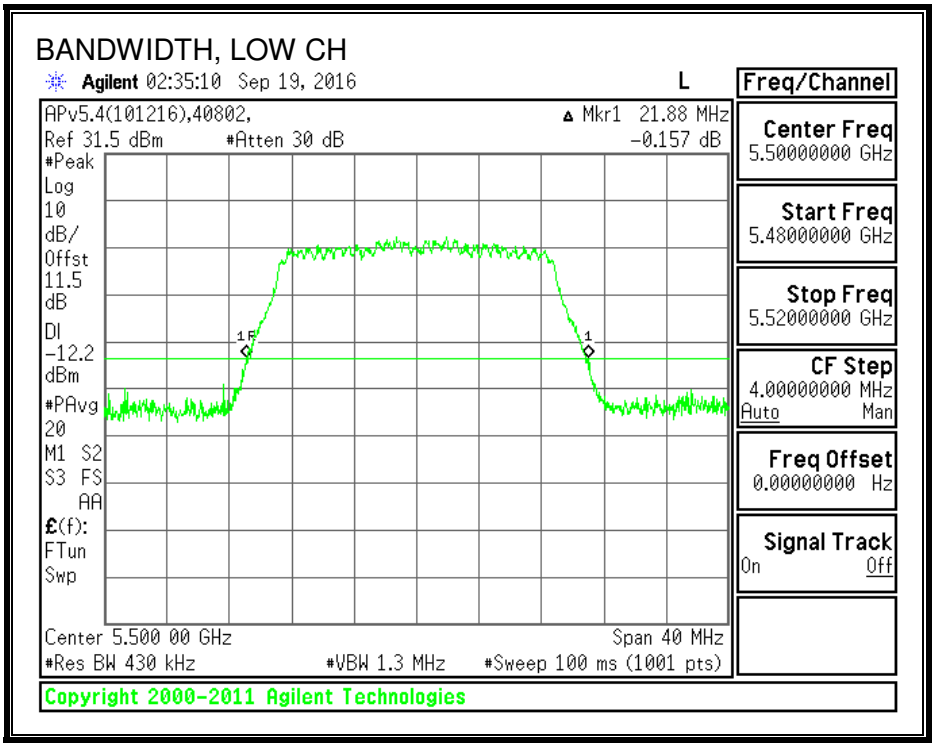

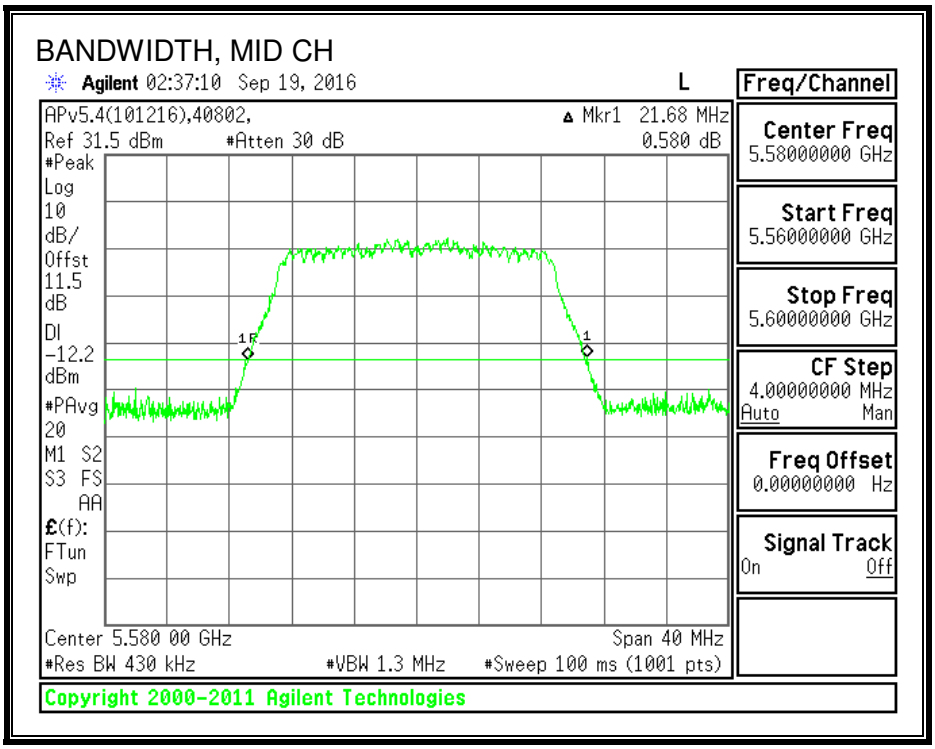

This report shall not be reproduced except in full, without the written approval of UL Verification Services Inc.

BANDWIDTH, HIGH CH

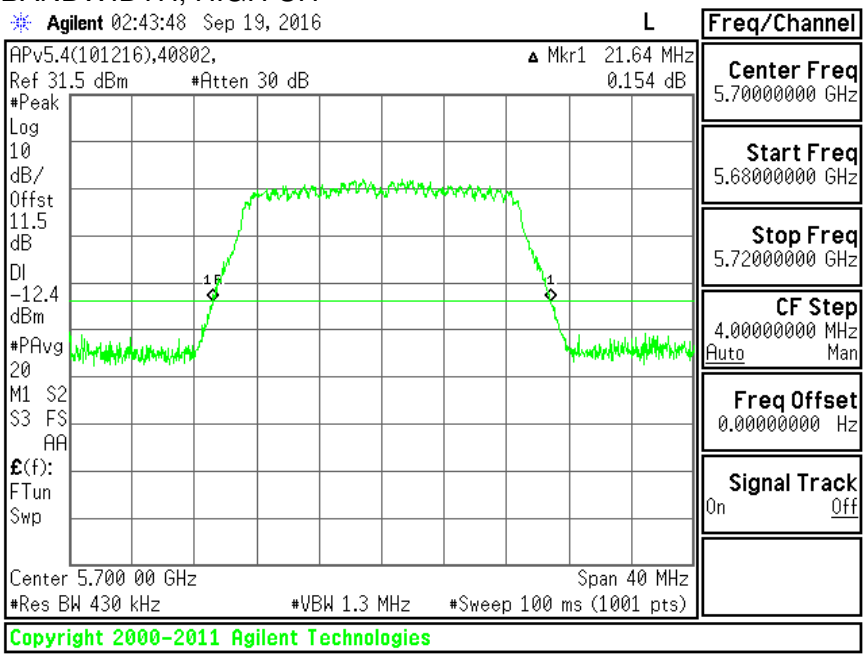

BANDWIDTH STRADDLE CH 144

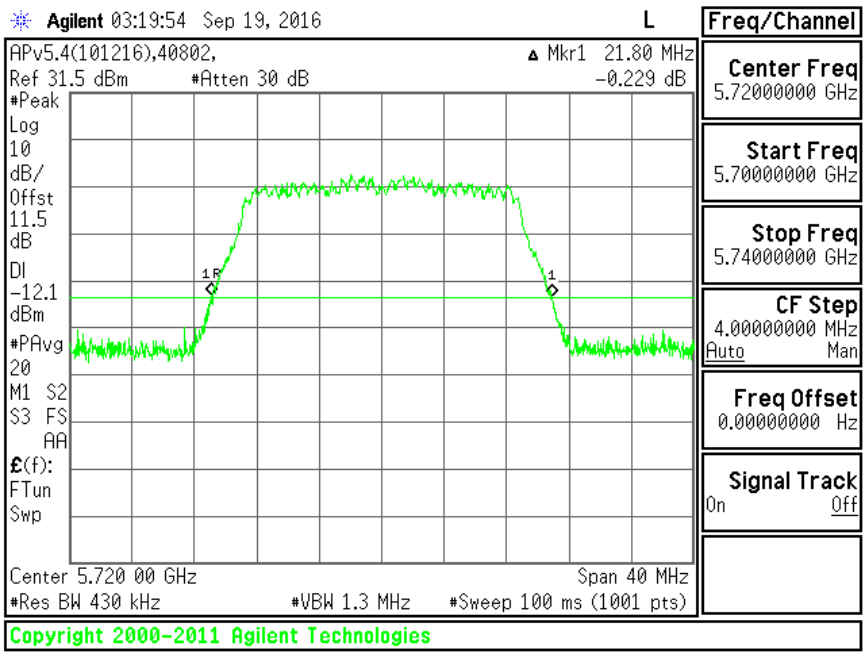

This report shall not be reproduced except in full, without the written approval of UL Verification Services Inc.

8.31.2. 99% BANDWIDTH

LIMITS

None; for reporting purposes only.

RESULTS

Channel	Frequency (MHz)	99% BW Ant A (MHz)	99% BW Ant B (MHz)
Low	5500	17.707	17.670
Mid	5580	17.725	17.747
High	5700	17.727	17.695
144	5720	17.733	17.693

This report shall not be reproduced except in full, without the written approval of UL Verification Services Inc.

99% BANDWIDTH, ANTENNA A

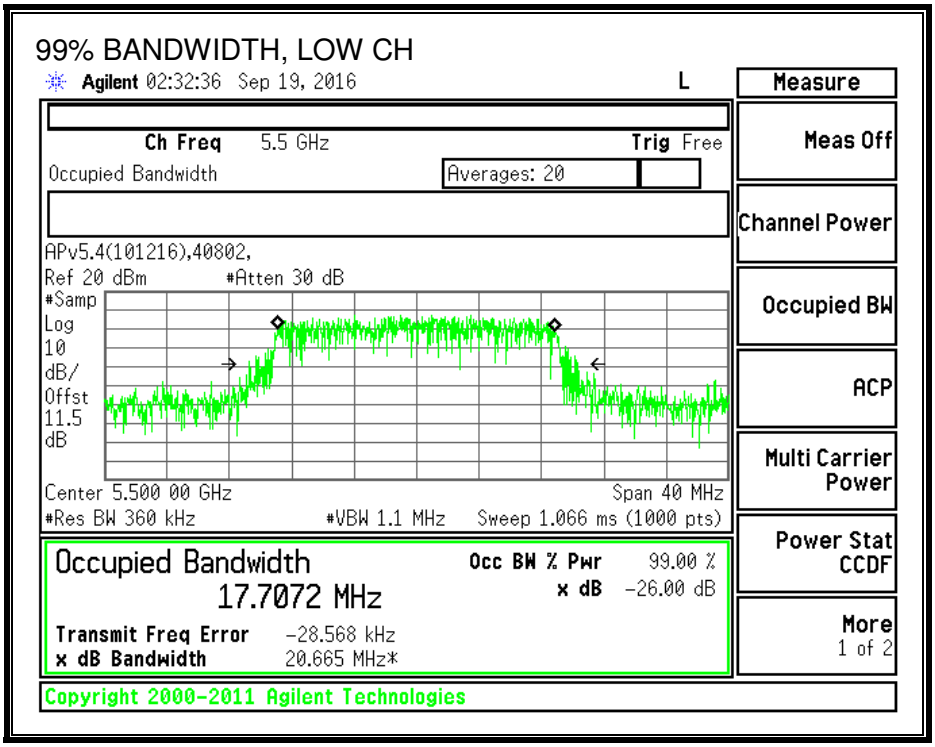

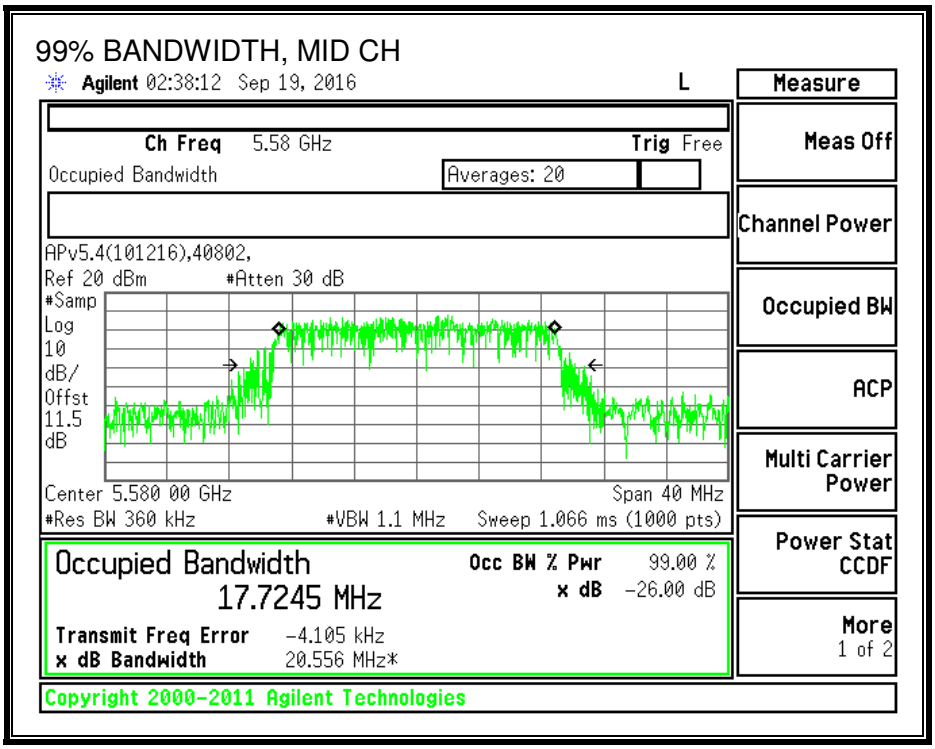

This report shall not be reproduced except in full, without the written approval of UL Verification Services Inc.

99% BANDWIDTH, HIGH CH

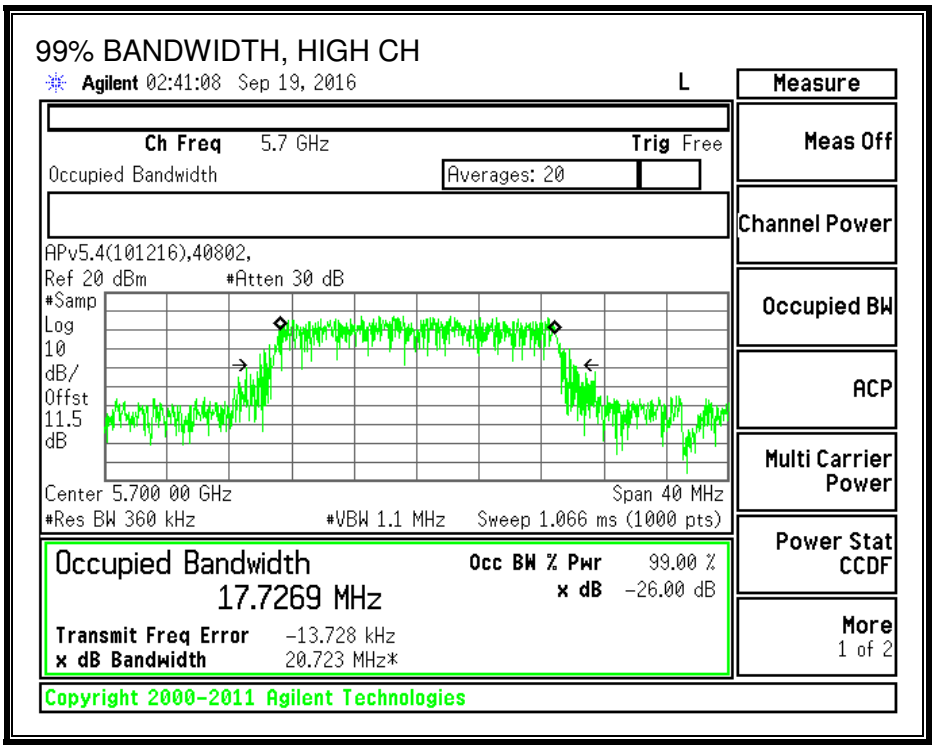

99% BANDWIDTH, STRADDLE CH 144

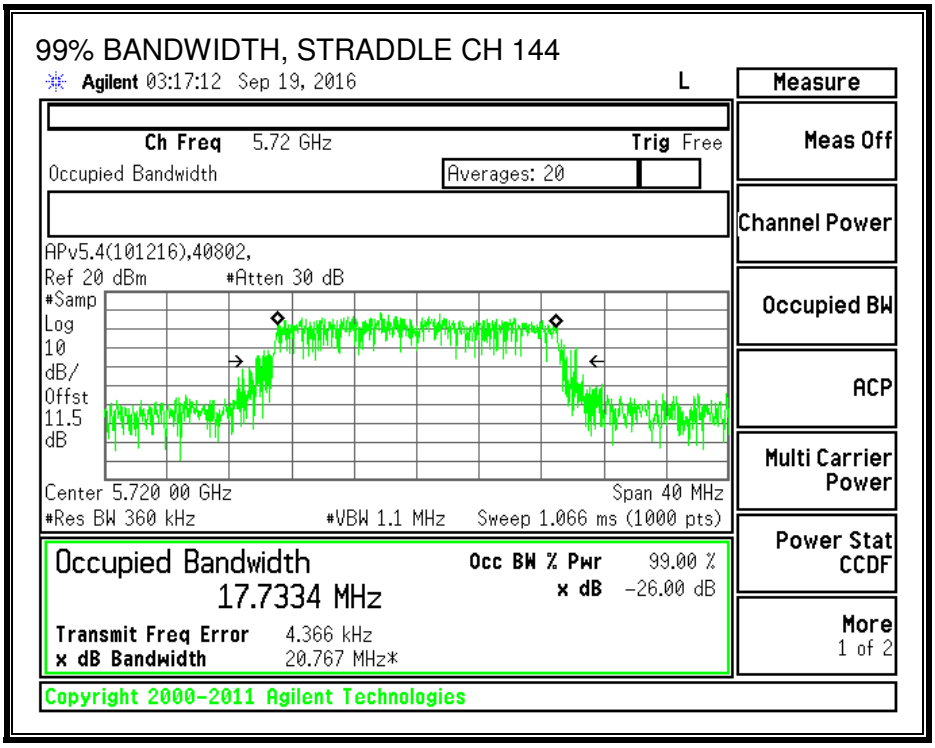

This report shall not be reproduced except in full, without the written approval of UL Verification Services Inc.

99% BANDWIDTH, ANTENNA B

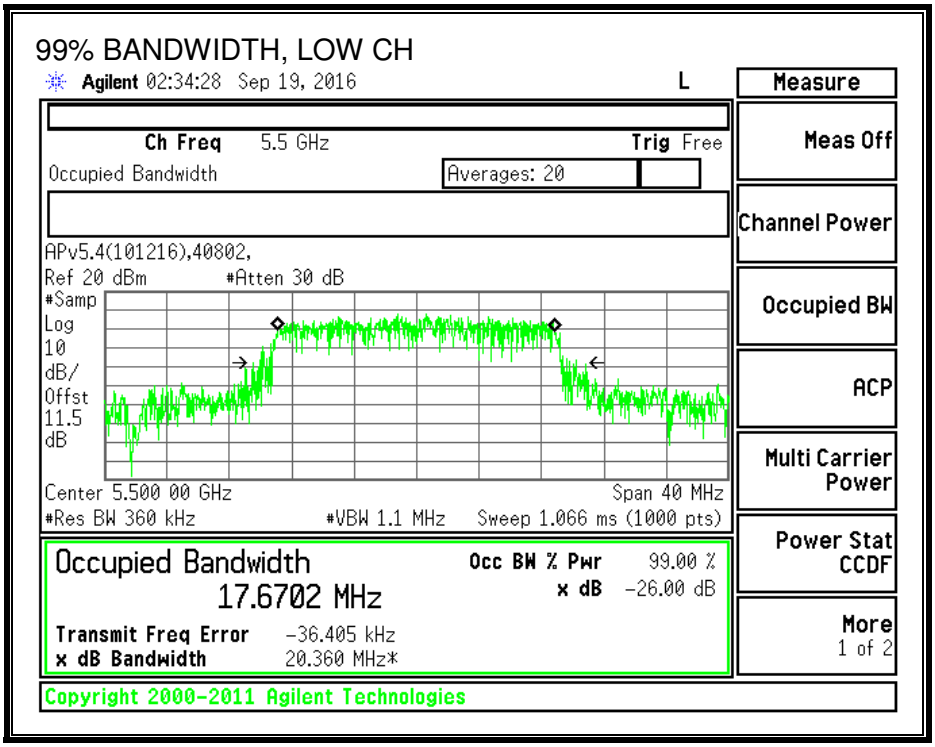

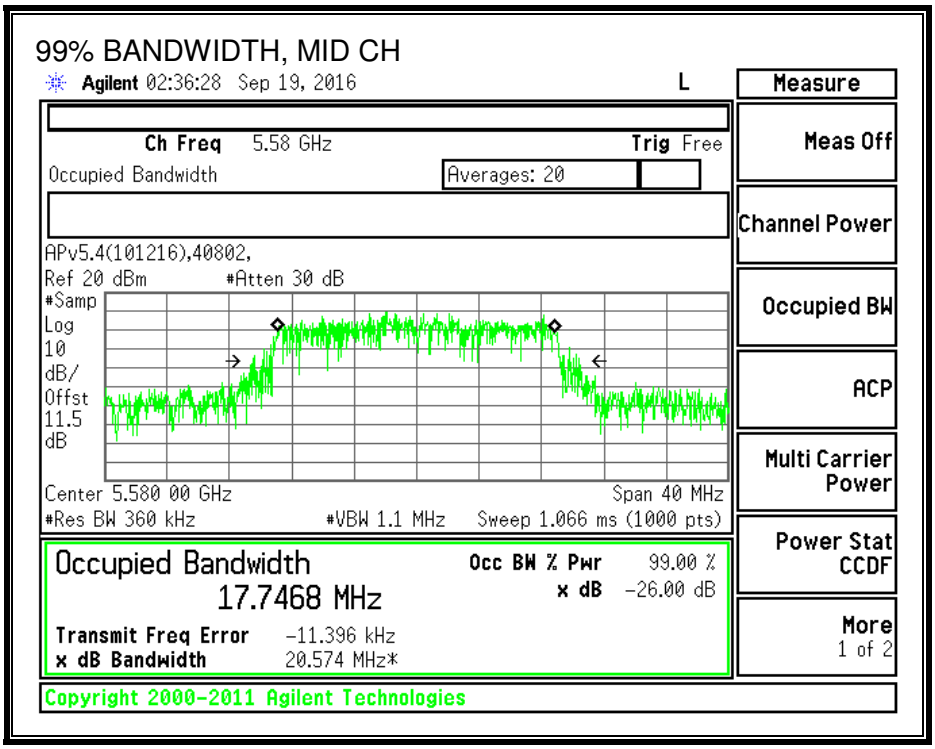

This report shall not be reproduced except in full, without the written approval of UL Verification Services Inc.

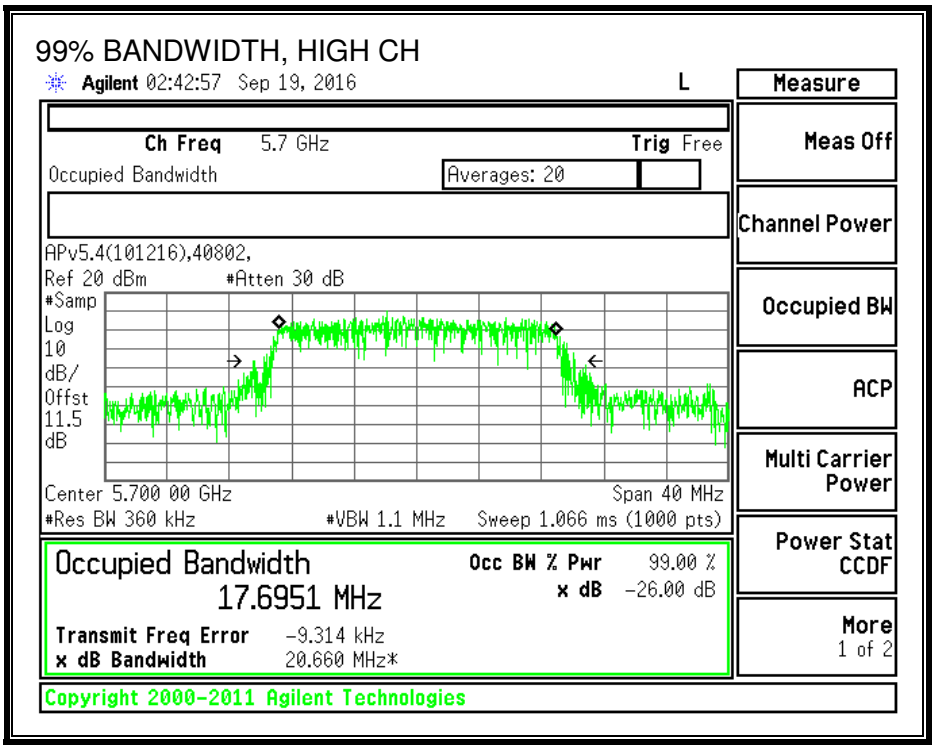

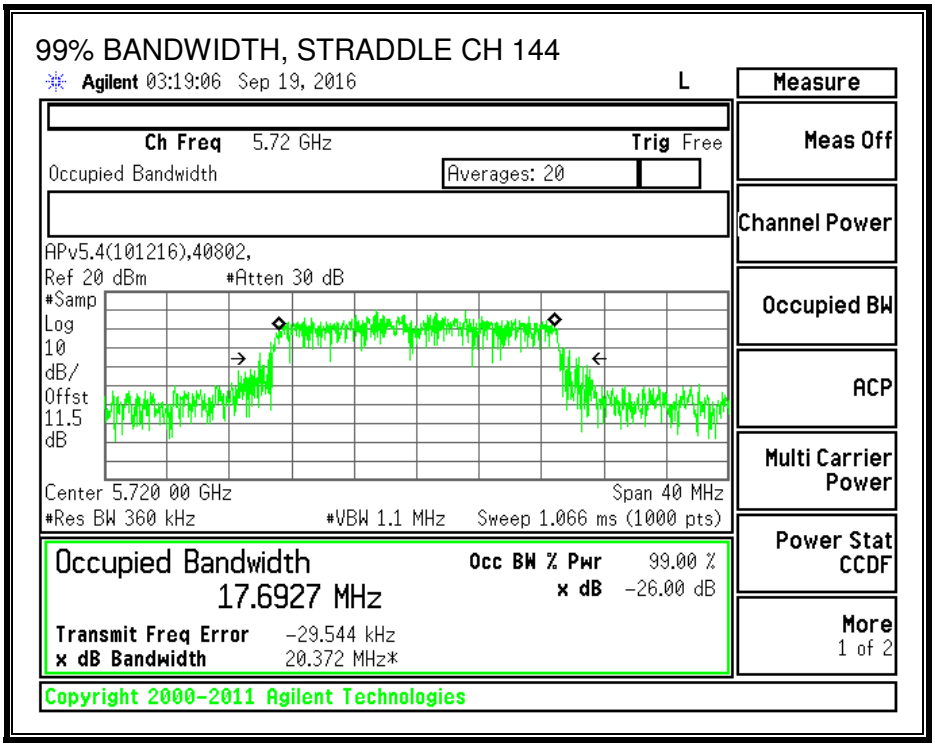

This report shall not be reproduced except in full, without the written approval of UL Verification Services Inc.

8.31.3. AVERAGE POWER

LIMITS

None; for reporting purposes only.

TEST PROCEDURE

Measurements perform using a wideband gated RF power meter.

RESULTS

ID:	39316	Date:	12/14/16

Average Power Results

Channel	Frequency (MHz)	Ant A Power (dBm)	Ant B Power (dBm)	Total Power (dBm)
Low	5500	14.98	14.96	17.98
Mid	5580	16.44	16.86	19.67
High	5700	13.96	13.91	16.95
144	5720	16.48	16.87	19.69

This report shall not be reproduced except in full, without the written approval of UL Verification Services Inc.

8.31.4. OUTPUT POWER AND PSD

LIMITS

FCC §15.407 (a) (2)

For the band 5.47–5.725 GHz, the maximum conducted output power over the frequency band of operation shall not exceed the lesser of 250 mW or 11 dBm + 10 log B, where B is the 26–dB emission bandwidth in MHz. In addition, the maximum power spectral density shall not exceed 11 dBm in any 1–MHz band. If transmitting antennas of directional gain greater than 6 dBi are used, both the maximum conducted output power and the peak power spectral density shall be reduced by the amount in dB that the directional gain of the antenna exceeds 6 dBi.

TEST PROCEDURE

Measurements perform using a wideband gated RF power meter provided that the gate parameters are adjusted such that the power is measured only when the EUT is transmitting at its maximum power control level. Since the measurement is made only during the ON time of the transmitter, no duty cycle correction factor is required.

Straddle channel power is measured using PXA spectrum analyzer, duty cycle correction factor is required.

This report shall not be reproduced except in full, without the written approval of UL Verification Services Inc.

DIRECTIONAL ANTENNA GAIN

The TX chains are uncorrelated and the antenna gain is unequal among the chains. The directional gain is:

Ant A Antenna Gain (dBi)	Ant B Antenna Gain (dBi)	Uncorrelated Chains Directional Gain (dBi)
3.39	3.17	3.28

This report shall not be reproduced except in full, without the written approval of UL Verification Services Inc.

RESULTS

ID:	39316	Date:	12/14/16

Bandwidth, Antenna Gain and Limits

Channel	Frequency (MHz)	Min 26 dB BW (MHz)	Min 99% BW (MHz)	Directional Gain for Power (dBi)	Directional Gain for PSD (dBi)	Power Limit (dBm)	PSD Limit (dBm)
Low	5500	21.88	17.670	3.28	3.28	23.47	11.00
Mid	5580	21.68	17.725	3.28	3.28	23.49	11.00
High	5700	21.64	17.6951	3.28	3.28	23.48	11.00

Duty Cycle CF (dB)	0.00	Included in Calculations of Corr'd PSD

Output Power Results

Channel	Frequency (MHz)	Ant A Meas Power (dBm)	Ant B Meas Power (dBm)	Total Corr'd Power (dBm)	Power Limit (dBm)	Power Margin (dB)
Low	5500	14.98	14.96	17.980	23.47	-5.49
Mid	5580	16.44	16.86	19.665	23.49	-3.82
High	5700	13.96	13.91	16.945	23.48	-6.53

PSD Results

Channel	Frequency (MHz)	Ant A Meas PSD (dBm)	Ant B Meas PSD (dBm)	Total Corr'd PSD (dBm)	PSD Limit (dBm)	PSD Margin (dB)
Low	5500	6.281	6.163	9.233	11.00	-1.77
Mid	5580	6.218	6.024	9.132	11.00	-1.87
High	5700	6.259	6.074	9.178	11.00	-1.82

This report shall not be reproduced except in full, without the written approval of UL Verification Services Inc.

PSD, ANTENNA A

PSD, LOW CH

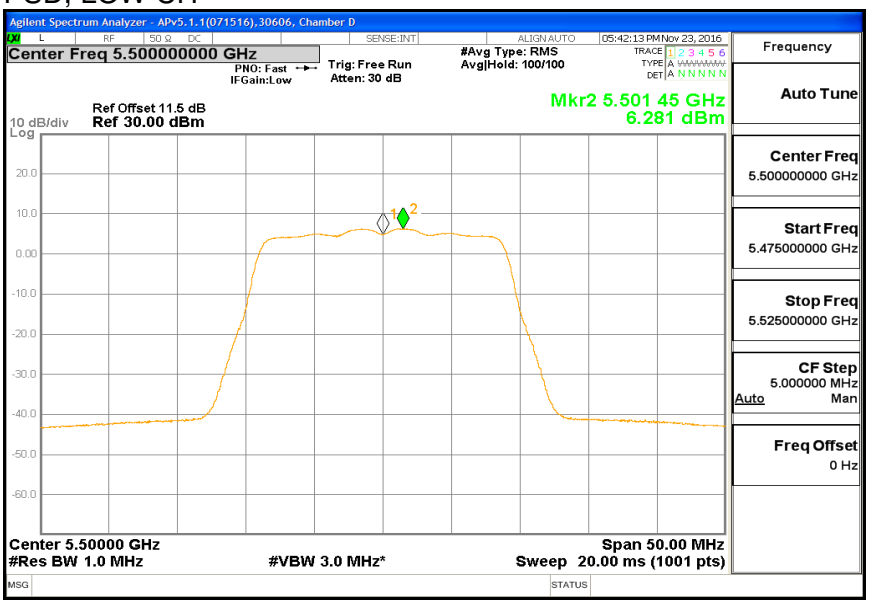

PSD, MID CH

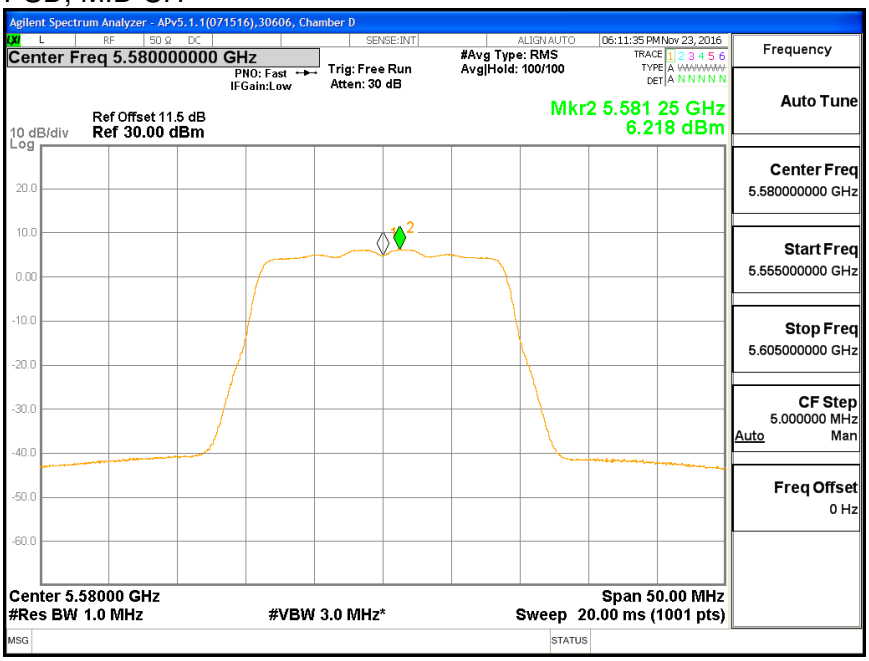

This report shall not be reproduced except in full, without the written approval of UL Verification Services Inc.

PSD, HIGH CH

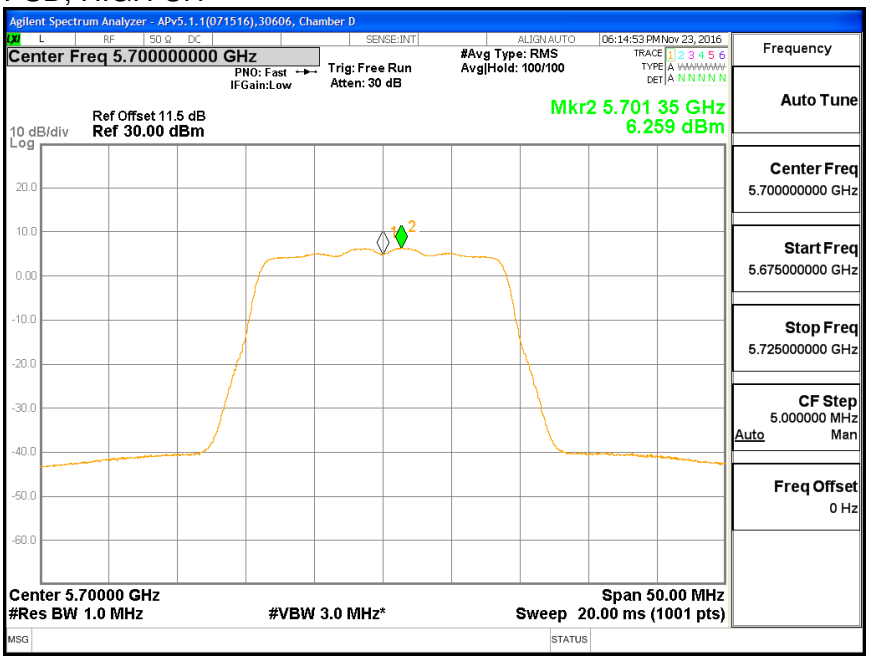

PSD, ANTENNA B

PSD, LOW CH

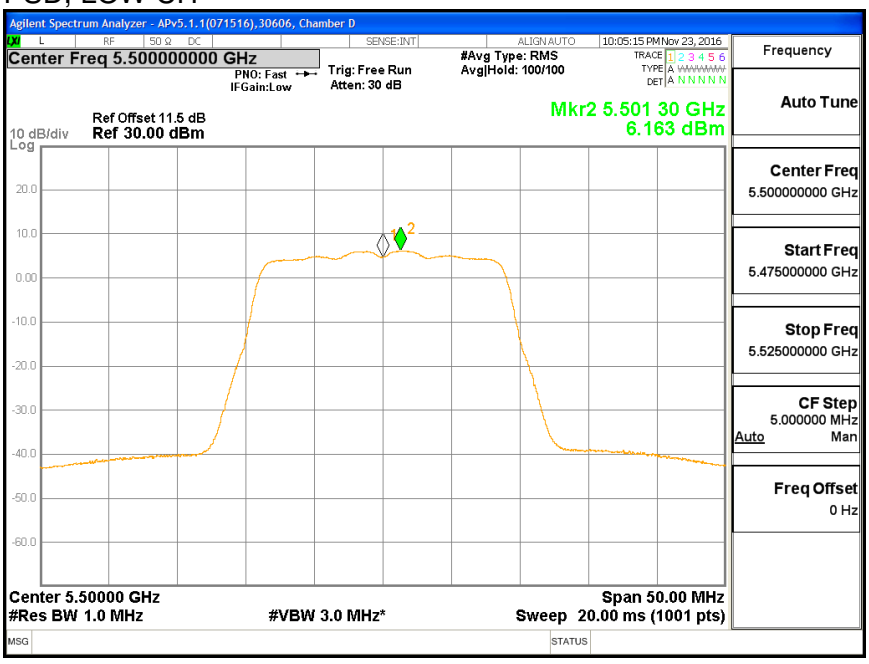

This report shall not be reproduced except in full, without the written approval of UL Verification Services Inc.

PSD, MID CH

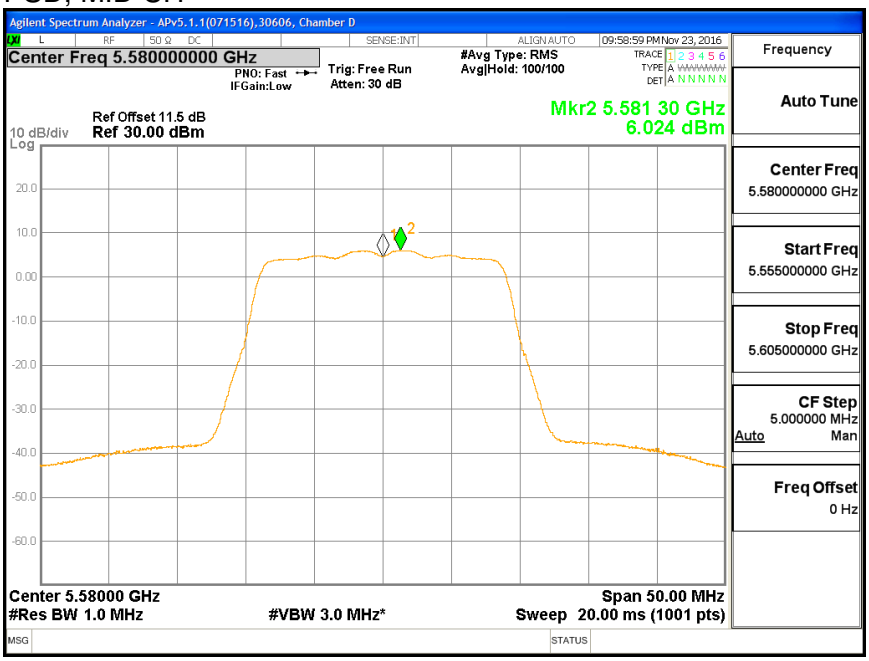

PSD, HIGH CH

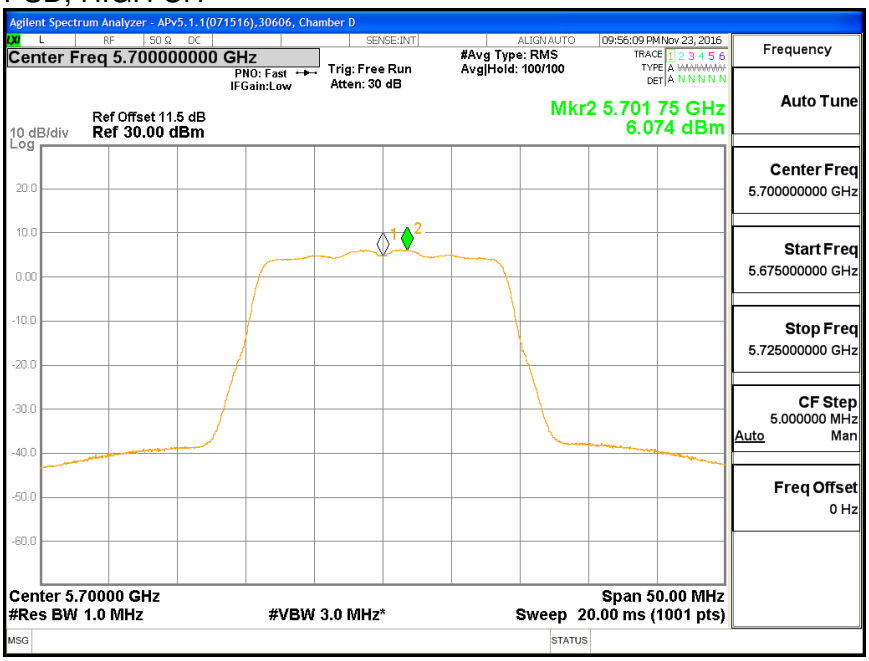

This report shall not be reproduced except in full, without the written approval of UL Verification Services Inc.

8.32. 802.11ac VHT20 2Tx (ANTENNA A + ANTENNA B) STBC STRADDLE CHANNEL 144 RESULTS

8.32.1. OUTPUT POWER AND PSD

UNII-2C BAND

Bandwidth, Antenna Gain, and Limits

Channel	Frequency (MHz)	Min 26 dB BW (MHz)	Directional Gain for Power (dBi)	Directional Gain for PSD (dBi)	Power Limit (dBm)	PSD Limit (dBm)
144	5720	16.04	3.28	3.28	23.05	11.00

Duty Cycle CF (dB)	0.00	Included in Calculations of Corr'd Power & PSD

Output Power Results

Channel	Frequency (MHz)	Ant A Meas Power (dBm)	Ant B Meas Power (dBm)	Total Corr'd Power (dBm)	Power Limit (dBm)	Power Margin (dB)
144	5720	15.51	15.90	18.72	23.05	-4.33

PSD Results

Channel	Frequency (MHz)	Ant A Meas PSD (dBm)	Ant B Meas PSD (dBm)	Total Corr'd PSD (dBm)	PSD Limit (dBm)	PSD Margin (dB)
144	5720	5.861	6.191	9.04	11.00	-1.96

UL VERIFICATION SERVICES INC. FORM NO: CCSUP4701J
47173 BENICIA STREET, FREMONT, CA 94538, USA TEL: (510) 771-1000 FAX: (510) 661-0888
This report shall not be reproduced except in full, without the written approval of UL Verification Services Inc.

OUTPUT POWER, ANTENNA A

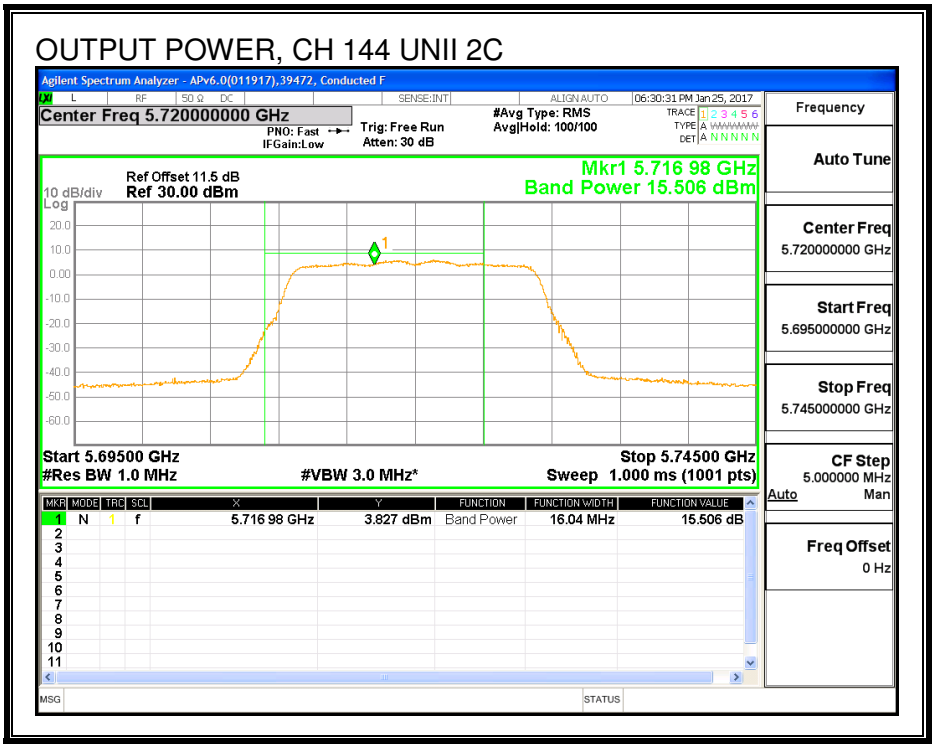

OUTPUT POWER, ANTENNA B

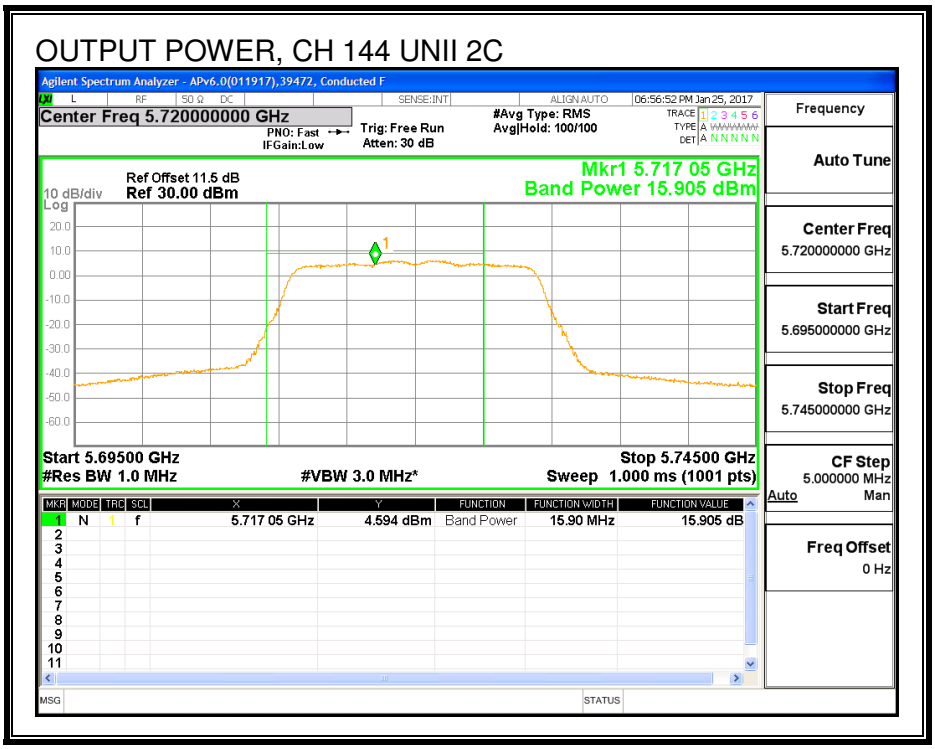

This report shall not be reproduced except in full, without the written approval of UL Verification Services Inc.

PSD, ANTENNA A

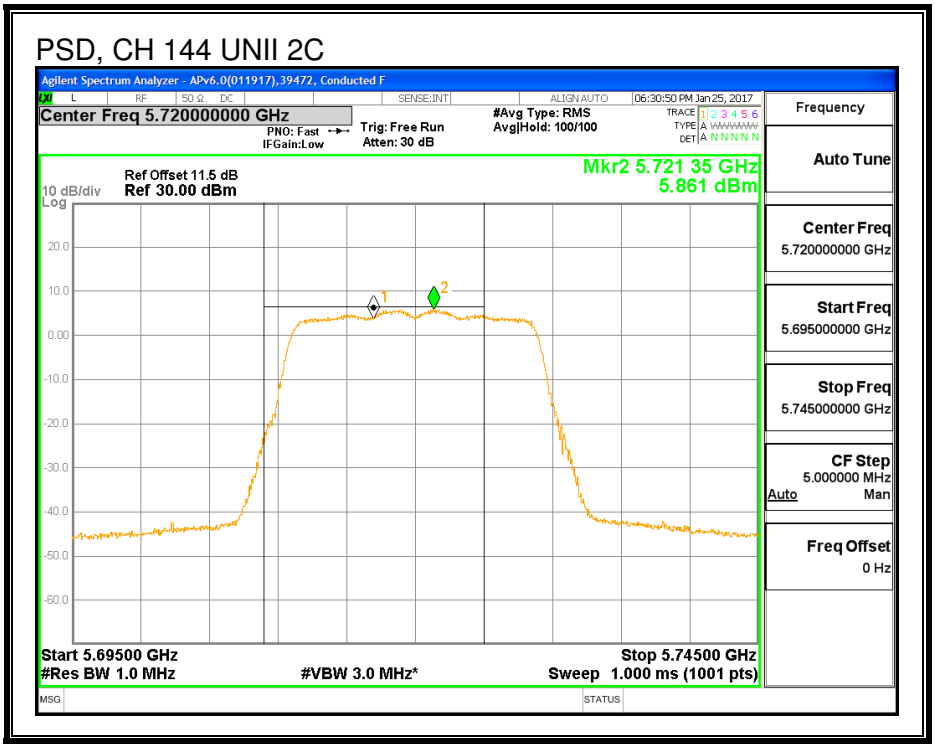

PSD, ANTENNA B

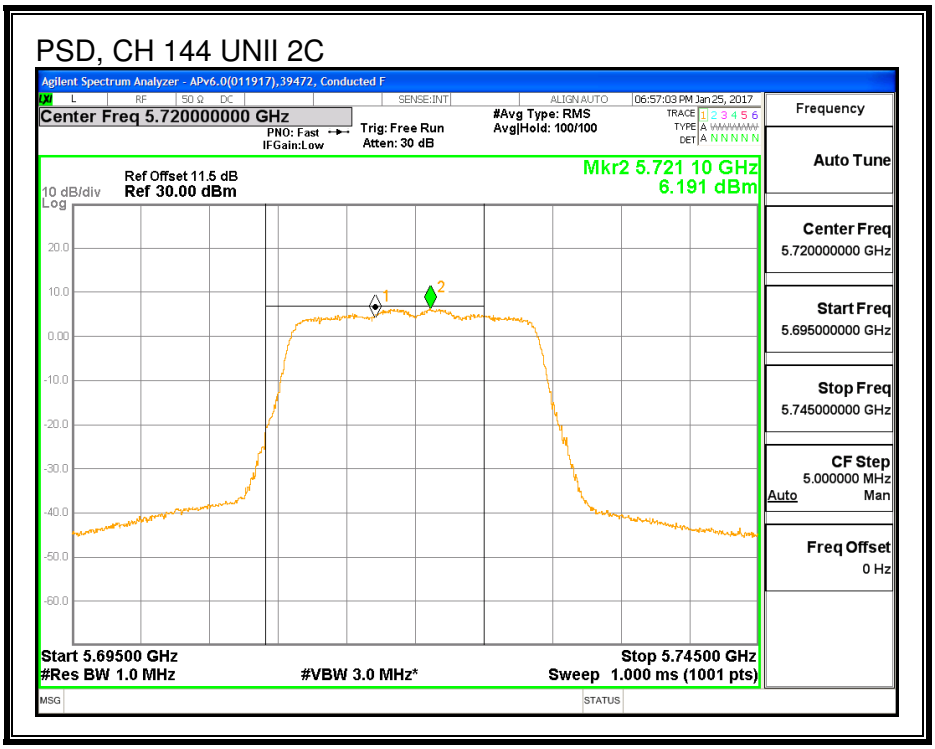

This report shall not be reproduced except in full, without the written approval of UL Verification Services Inc.

UNII-3 BAND

Antenna Gain and Limit

Channel	Frequency (MHz)	Min 26 dB BW (MHz)	Directional Gain For Power (dBi)	Directional Gain For PSD (dBi)	Power Limit (dBm)	PSD Limit (dBm)
144	5720	6.04	3.28	3.28	30.00	30.00

Duty Cycle CF (dB)	0.00	Included in Calculations of Corr'd Power & PSD

Output Power Results

Channel	Frequency (MHz)	Ant A Meas Power (dBm)	Ant B Meas Power (dBm)	Total Corr'd Power (dBm)	Power Limit (dBm)	Power Margin (dB)
144	5720	9.14	9.51	12.34	30.00	-17.66

PSD Results

Channel	Frequency (MHz)	Ant A Meas PSD (dBm)	Ant B Meas PSD (dBm)	Total Corr'd PSD (dBm)	PSD Limit (dBm)	PSD Margin (dB)
144	5720	1.43	1.96	4.71	30.00	-25.29

This report shall not be reproduced except in full, without the written approval of UL Verification Services Inc.

OUTPUT POWER, ANTENNA A

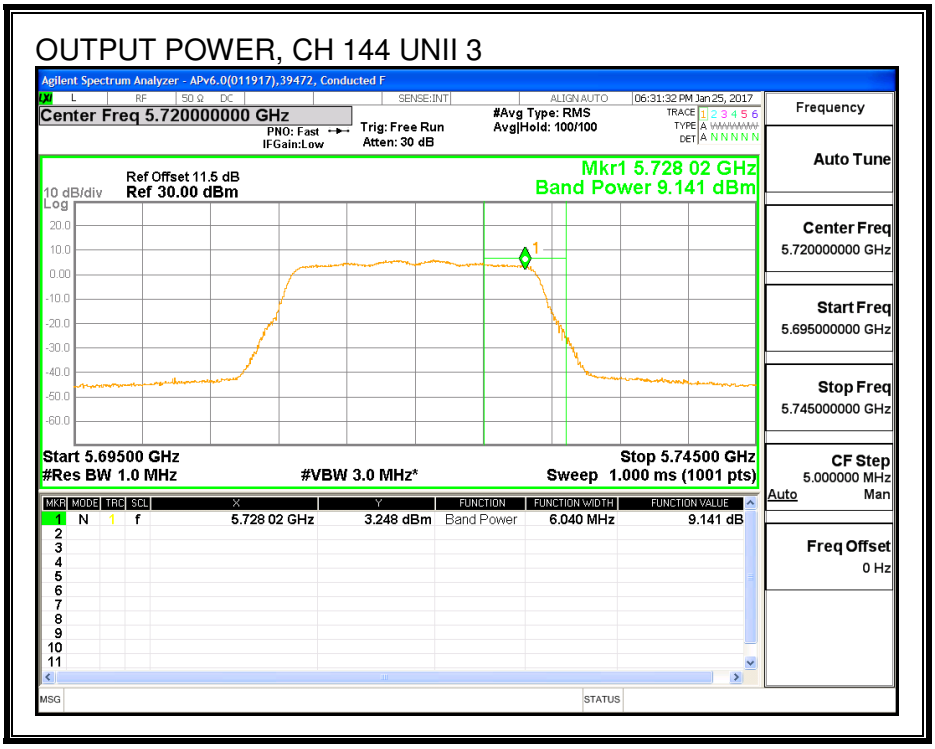

OUTPUT POWER, ANTENNA B

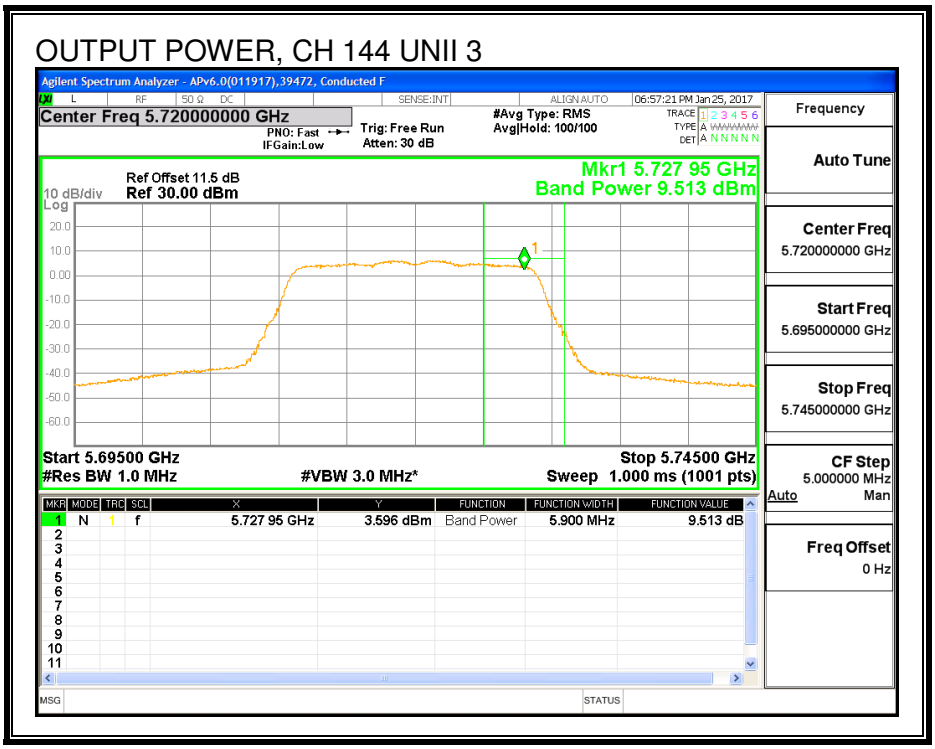

This report shall not be reproduced except in full, without the written approval of UL Verification Services Inc.

PSD, ANTENNA A

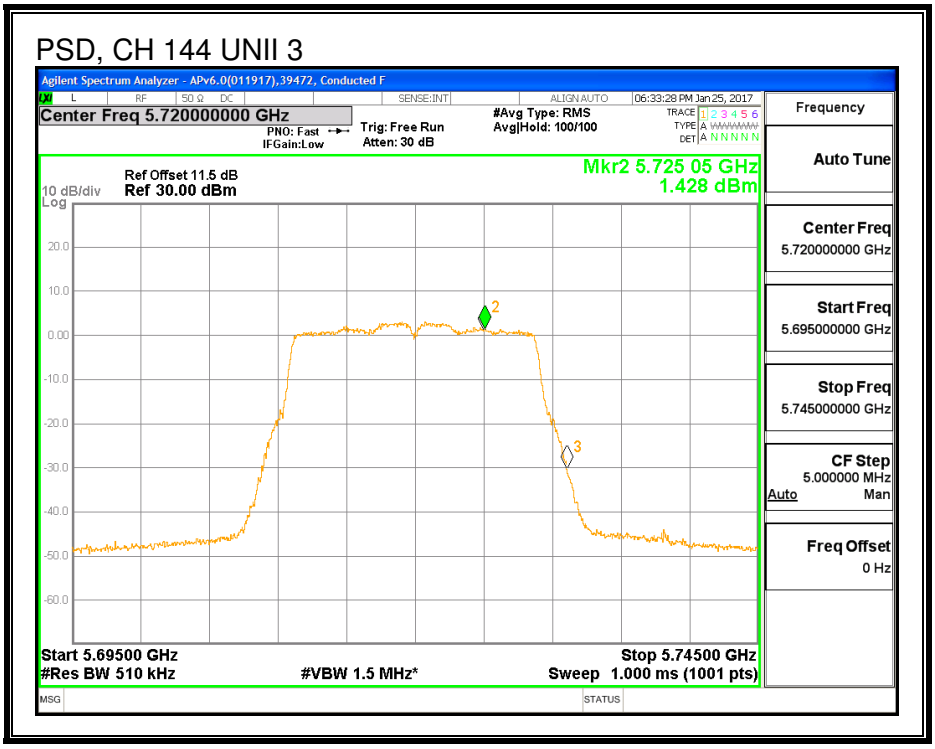

PSD, ANTENNA B

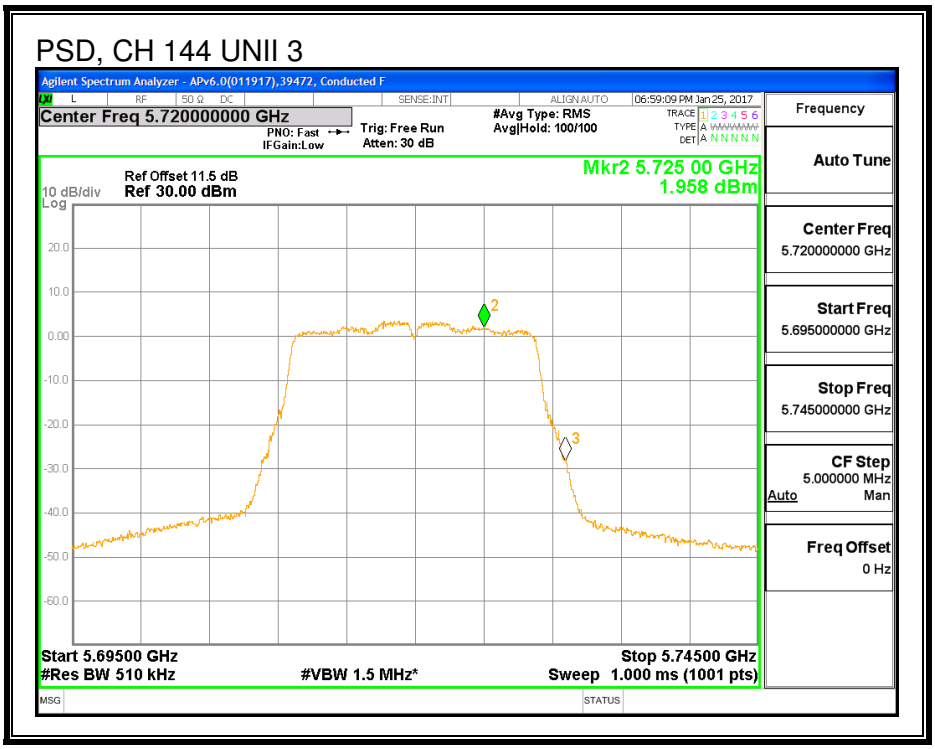

This report shall not be reproduced except in full, without the written approval of UL Verification Services Inc.

8.32.2. 6 dB BANDWIDTH

LIMITS

FCC §15.407 (e)

The minimum 6 dB bandwidth shall be at least 500 kHz.

RESULTS

Channel	Frequency (MHz)	6 dB BW Ant A (MHz)	6 dB BW Ant B (MHz)
144	5720	3.880	3.840

UL VERIFICATION SERVICES INC. FORM NO: CCSUP4701J
47173 BENICIA STREET, FREMONT, CA 94538, USA TEL: (510) 771-1000 FAX: (510) 661-0888
This report shall not be reproduced except in full, without the written approval of UL Verification Services Inc.

ANTENNA A

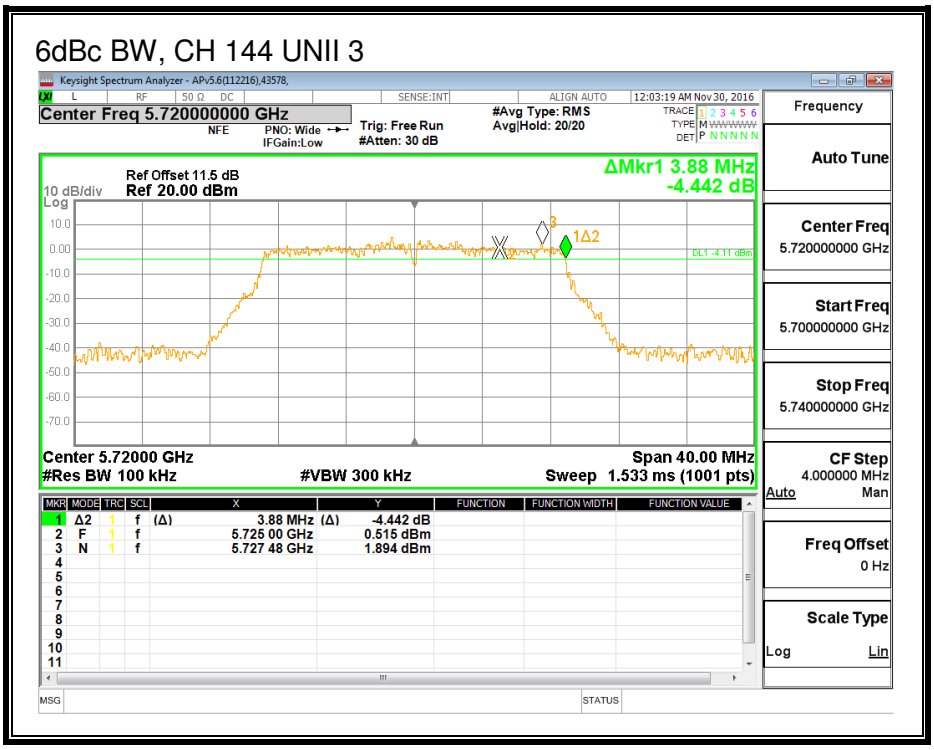

ANTENNA B

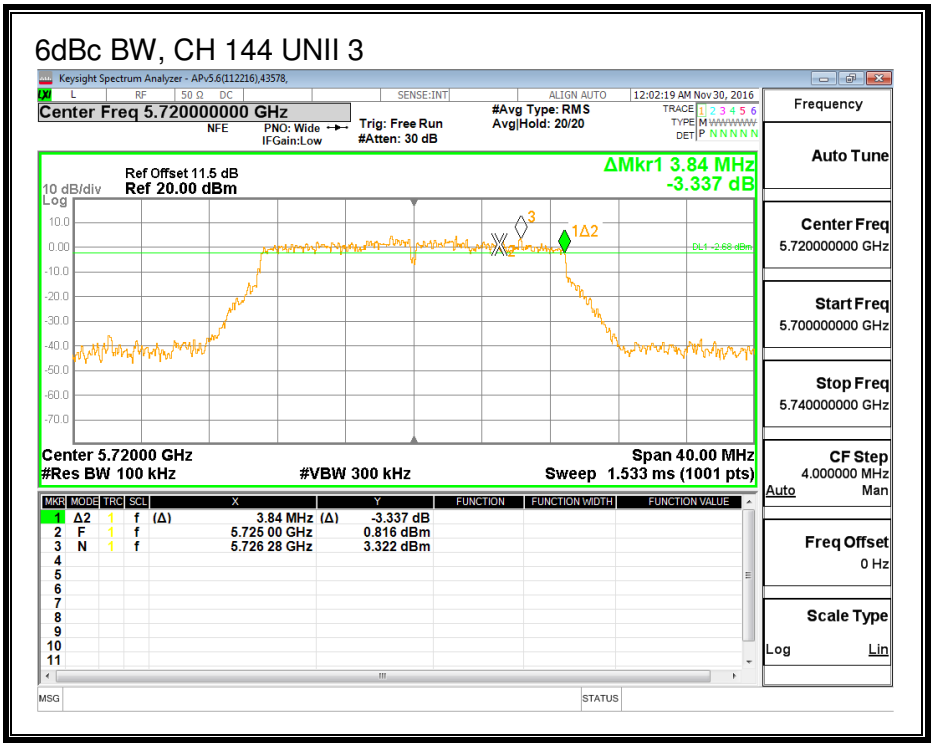

This report shall not be reproduced except in full, without the written approval of UL Verification Services Inc.