Marker	Frequency (GHz)	Meter Reading (dBuV)	Det	AF T712 (dB/m)	Amp/Cbl/ Fltr/Pad (dB)	Corrected Reading (dBuV/m)	Avg Limit (dBuV/m)	Margin (dB)	Peak Limit (dBuV/m)	PK Margin (dB)	UNII Non-Restricted (dBuV/m)	PK Margin (dB)	Azimuth (Degs)	Height (cm)	Polarity
1	* 4.218	38.01	PK-U	33.5	-27.5	44.01	-	-	74	-29.99	-	-	99	196	H
	* 4.22	27.37	ADR	33.5	-27.5	33.37	54	-20.63	-	-	-	-	99	196	H
2	7.125	36.34	PK-U	35.8	-23.9	48.24	-	-	-	-	68.2	-19.96	262	388	H
3	9.523	34.52	PK-U	36.6	-21.5	49.62	-	-	-	-	68.2	-18.58	10	164	H
4	6.853	36.69	PK-U	35.7	-25.5	46.89	-	-	-	-	68.2	-21.31	356	296	V
5	7.189	36.12	PK-U	35.7	-23.4	48.42	-	-	-	-	68.2	-19.78	341	234	V
6	* 8.42	35.96	PK-U	35.8	-23.5	48.26	-	-	74	-25.74	-	-	275	314	V
	* 8.421	25.07	ADR	35.8	-23.6	37.27	54	-16.73	-	-	-	-	275	314	V

* - indicates frequency in CFR47 Pt 15 / IC RSS-Restricted Band
PK-U - U-NII: Maximum Peak

UL VERIFICATION SERVICES INC. FORM NO: CCSUP4701J
47173 BENICIA STREET, FREMONT, CA 94538, USA TEL: (510) 771-1000 FAX: (510) 661-0888
This report shall not be reproduced except in full, without the written approval of UL Verification Services Inc.

HIGH CHANNEL HORIZONTAL

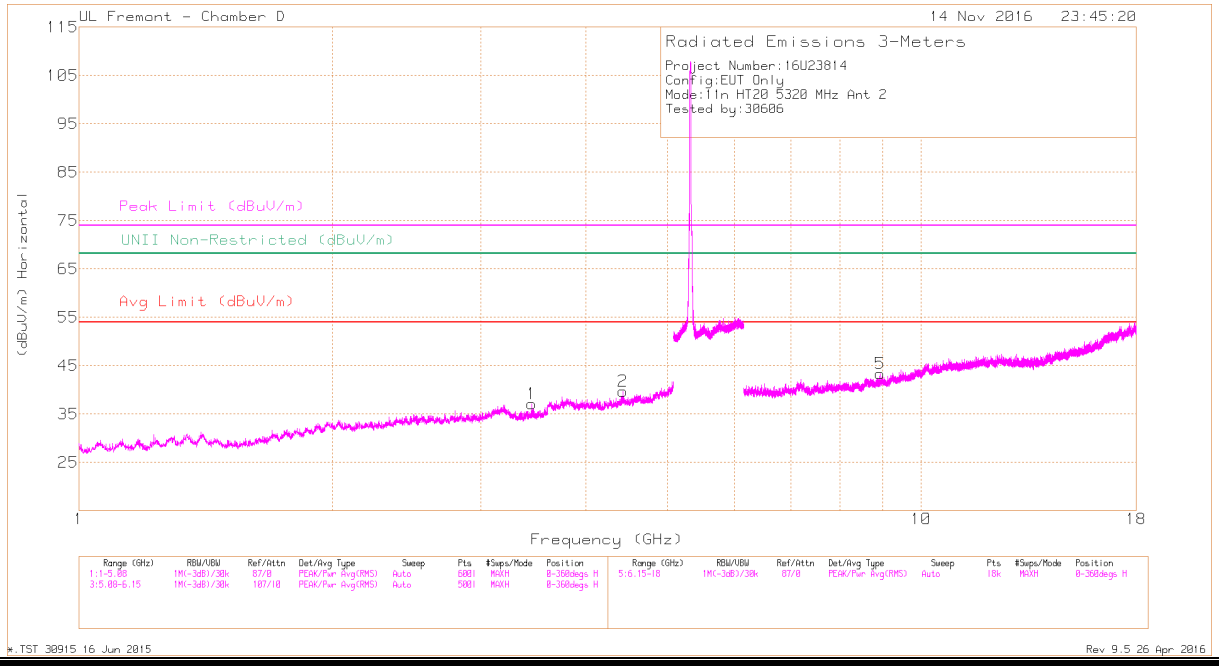

HIGH CHANNEL VERTICAL

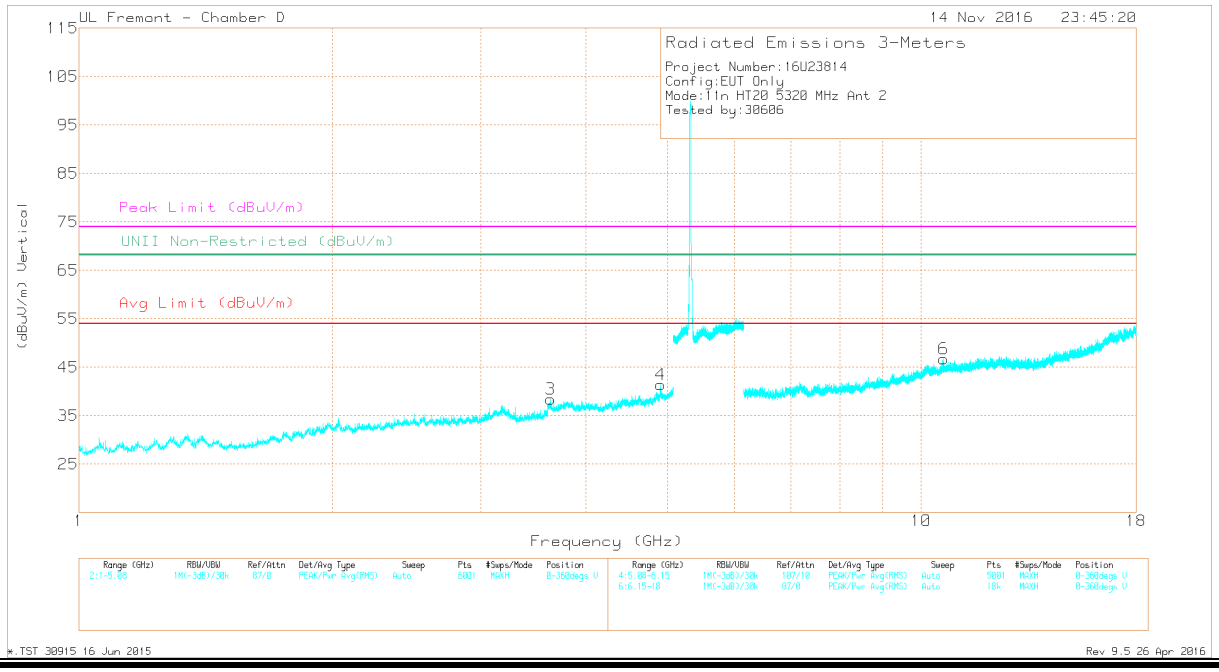

This report shall not be reproduced except in full, without the written approval of UL Verification Services Inc.

Marker	Frequency (GHz)	Meter Reading (dBuV)	Det	AF T712 (dB/m)	Amp/Cbl/ Fltr/Pad (dB)	Corrected Reading (dBuV/m)	Avg Limit (dBuV/m)	Margin (dB)	Peak Limit (dBuV/m)	PK Margin (dB)	UNII Non-Restricted (dBuV/m)	PK Margin (dB)	Azimuth (Degs)	Height (cm)	Polarity
1	3.444	37.87	PK-U	33	-28.8	42.07	-	-	-	-	68.2	-26.13	177	214	H
2	4.429	37.92	PK-U	33.9	-27.1	44.72	-	-	-	-	68.2	-23.48	110	102	H
3	* 3.627	39.17	PK-U	33.4	-28.8	43.77	-	-	74	-30.23	-	-	57	202	V
	* 3.629	28.61	ADR	33.4	-28.9	33.11	54	-20.89	-	-	-	-	57	202	V
4	* 4.899	38.13	PK-U	34.1	-25.6	46.63	-	-	74	-27.37	-	-	173	102	V
	* 4.903	27.45	ADR	34.1	-25.7	35.85	54	-18.15	-	-	-	-	173	102	V
6	* 10.636	36.52	PK-U	37.8	-21.5	52.82	-	-	74	-21.18	-	-	250	109	V
	* 10.637	26.26	ADR	37.8	-21.5	42.56	54	-11.44	-	-	-	-	250	109	V
5	8.935	35.83	PK-U	36.1	-23	48.93	-	-	-	-	68.2	-19.27	350	397	H

* - indicates frequency in CFR47 Pt 15 / IC RSS-Restricted Band
PK-U - U-NII: Maximum Peak
ADR - U-NII AD primary method, RMS average

This report shall not be reproduced except in full, without the written approval of UL Verification Services Inc.

9.2.12. 11n HT20 2TX CDD MIMO MODE IN THE 5.3GHz BAND

AUTHORIZED BANDEDGE (HIGH CHANNEL)

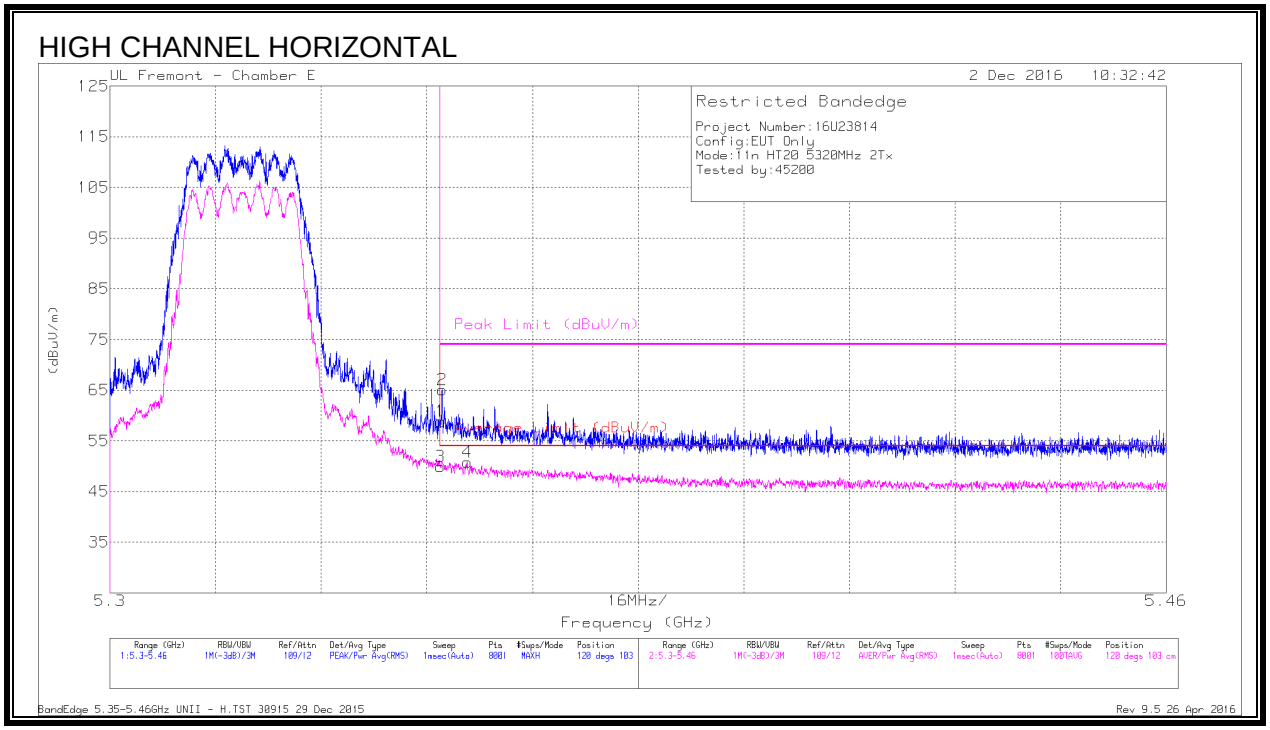

Marker	Frequency (GHz)	Meter Reading (dBuV)	Det	AF T711 (dB/m)	Amp/Cbl/Fltr/Pad (dB)	Corrected Reading (dBuV/m)	Average Limit (dBuV/m)	Margin (dB)	Peak Limit (dBuV/m)	PK Margin (dB)	Azimuth (Degs)	Height (cm)	Polarity
1	* 5.35	43.7	Pk	34.4	-19.3	58.8	-	-	74	-15.2	120	103	H
2	* 5.35	50	Pk	34.4	-19.3	65.1	-	-	74	-8.9	120	103	H
3	* 5.35	34.8	RMS	34.4	-19.3	49.9	54	-4.1	-	-	120	103	H
4	* 5.354	35.72	RMS	34.4	-19.3	50.82	54	-3.18	-	-	120	103	H

* - indicates frequency in CFR47 Pt 15 / IC RSS-Restricted Band
Pk - Peak detector
RMS - RMS detection

This report shall not be reproduced except in full, without the written approval of UL Verification Services Inc.

HIGH CHANNEL VERTICAL

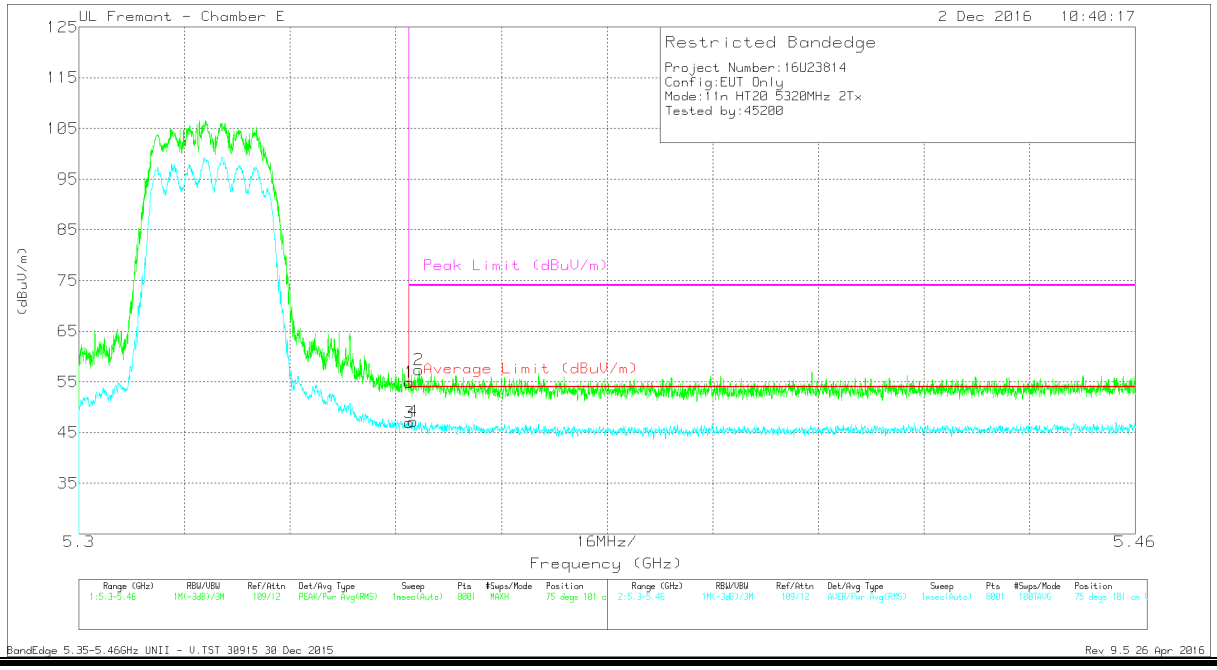

Marker	Frequency (GHz)	Meter Reading (dBuV)	Det	AF T711 (dB/m)	Amp/Cbl/Fltr/Pad (dB)	Corrected Reading (dBuV/m)	Average Limit (dBuV/m)	Margin (dB)	Peak Limit (dBuV/m)	PK Margin (dB)	Azimuth (Degs)	Height (cm)	Polarity
1	* 5.35	39.8	Pk	34.4	-19.3	54.9	-	-	74	-19.1	75	101	V
2	* 5.352	42.27	Pk	34.4	-19.3	57.37	-	-	74	-16.63	75	101	V
3	* 5.35	31.84	RMS	34.4	-19.3	46.94	54	-7.06	-	-	75	101	V
4	* 5.351	32.1	RMS	34.4	-19.3	47.2	54	-6.8	-	-	75	101	V

* - indicates frequency in CFR47 Pt 15 / IC RSS-Restricted Band
Pk - Peak detector
RMS - RMS detection

UL VERIFICATION SERVICES INC. FORM NO: CCSUP4701J
47173 BENICIA STREET, FREMONT, CA 94538, USA TEL: (510) 771-1000 FAX: (510) 661-0888
This report shall not be reproduced except in full, without the written approval of UL Verification Services Inc.

HARMONICS AND SPURIOUS EMISSIONS

LOW CHANNEL HORIZONTAL

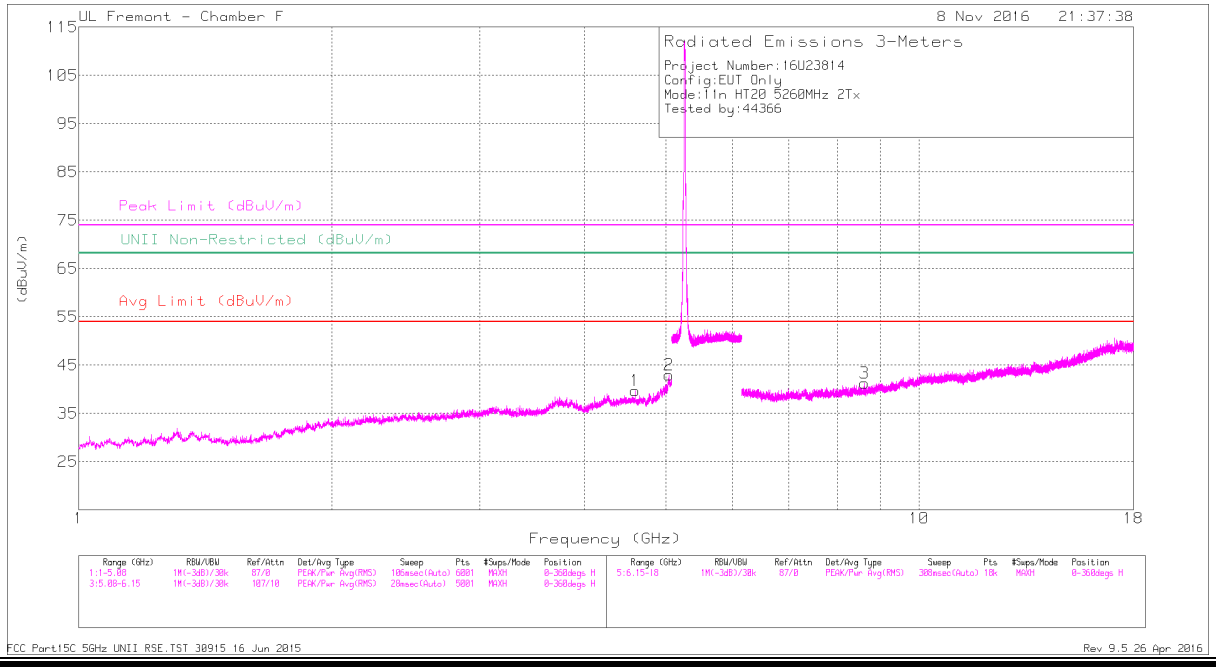

LOW CHANNEL VERTICAL

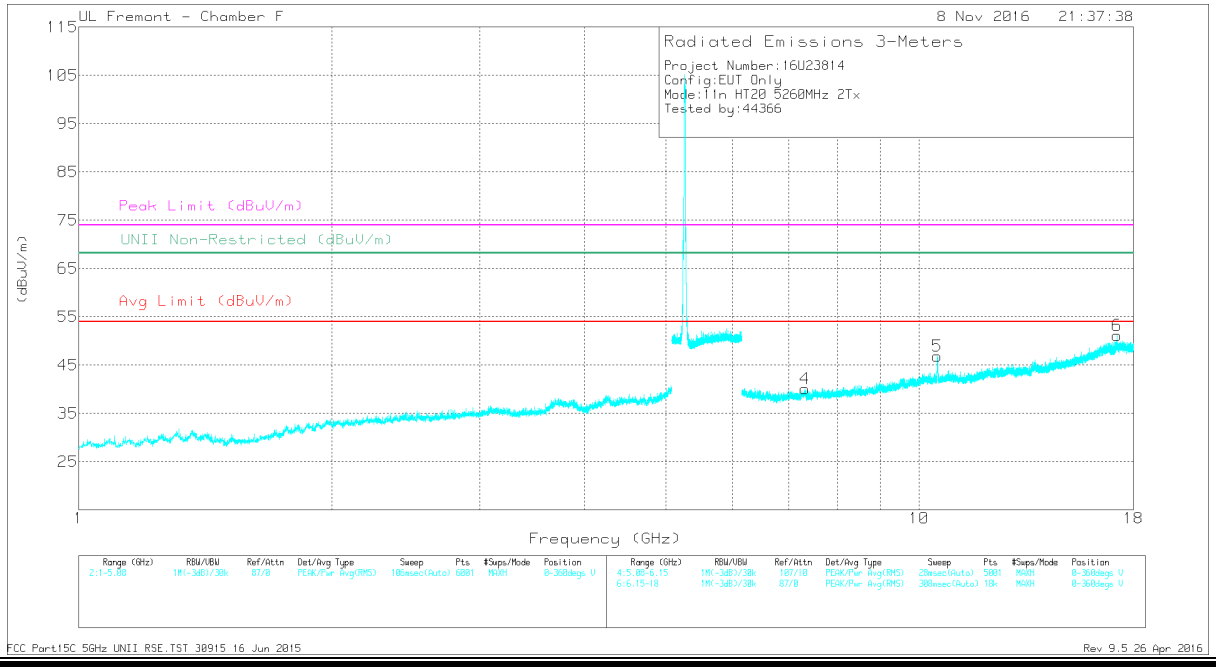

This report shall not be reproduced except in full, without the written approval of UL Verification Services Inc.

Marker	Frequency (GHz)	Meter Reading (dBuV)	Det	AF T344 (dB/m)	Amp/Cbl/ Fltr/Pad (dB)	Corrected Reading (dBuV/m)	Avg Limit (dBuV/m)	Margin (dB)	Peak Limit (dBuV/m)	PK Margin (dB)	UNII Non-Restricted (dBuV/m)	PK Margin (dB)	Azimuth (Degs)	Height (cm)	Polarity
1	* 4.591	38.06	PK-U	34.1	-27.8	44.36	-	-	74	-29.64	-	-	233	292	H
	* 4.593	27.32	ADR	34.1	-27.8	33.62	54	-20.38	-	-	-	-	233	292	H
2	* 5.043	41.28	PK-U	34.2	-26.1	49.38	-	-	74	-24.62	-	-	197	138	H
	* 5.04	31.03	ADR	34.2	-26.1	39.13	54	-14.87	-	-	-	-	197	138	H
3	8.61	35	PK-U	35.8	-24	46.8	-	-	-	-	68.2	-21.4	198	341	H
4	* 7.324	36.45	PK-U	35.6	-25.2	46.85	-	-	74	-27.15	-	-	212	211	V
	* 7.324	25.3	ADR	35.6	-25.2	35.7	54	-18.3	-	-	-	-	212	211	V
5	10.522	40.7	PK-U	37.5	-21.9	56.3	-	-	-	-	68.2	-11.9	241	114	V
6	17.227	34.92	PK-U	41.4	-19.8	56.52	-	-	-	-	68.2	-11.68	113	227	V

* - indicates frequency in CFR47 Pt 15 / IC RSS-Restricted Band
PK-U - U-NII: Maximum Peak
ADR - U-NII AD primary method, RMS average

UL VERIFICATION SERVICES INC. FORM NO: CCSUP4701J
47173 BENICIA STREET, FREMONT, CA 94538, USA TEL: (510) 771-1000 FAX: (510) 661-0888
This report shall not be reproduced except in full, without the written approval of UL Verification Services Inc.

MID CHANNEL HORIZONTAL

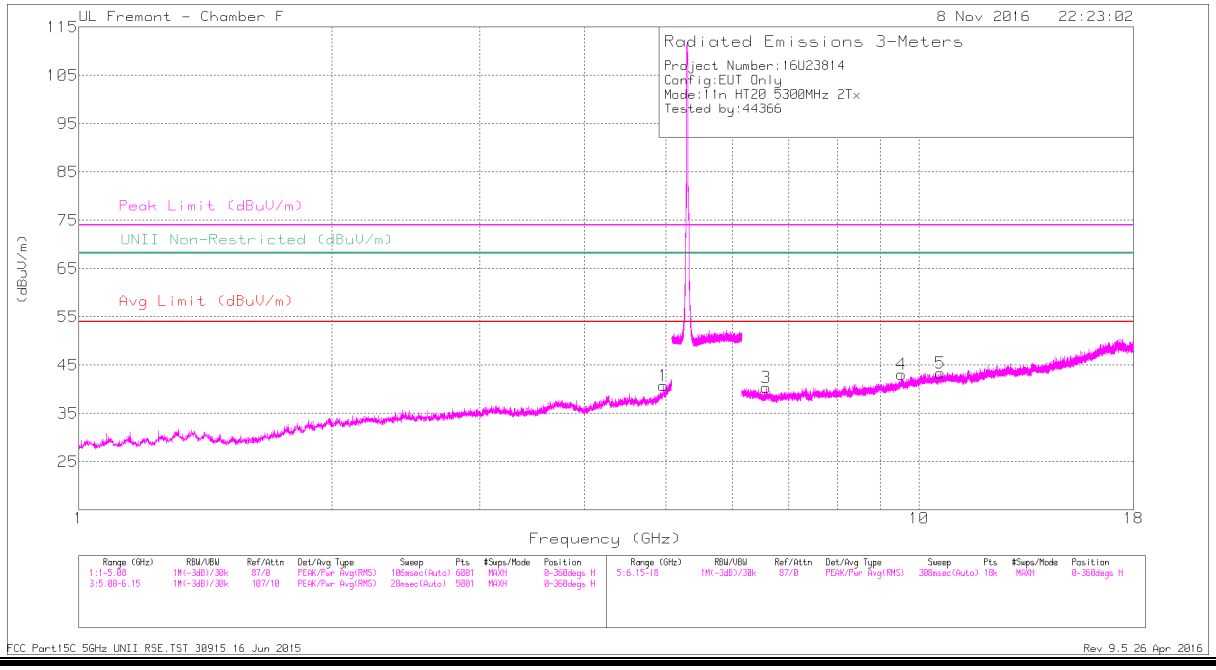

MID CHANNEL VERTICAL

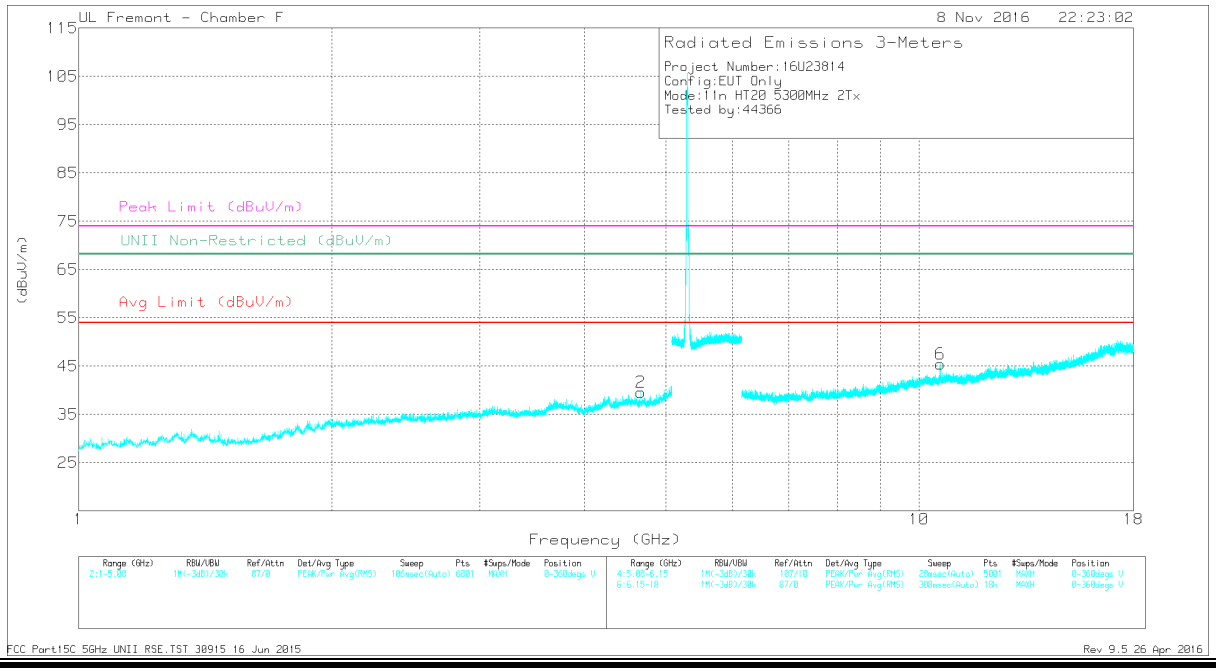

This report shall not be reproduced except in full, without the written approval of UL Verification Services Inc.

Marker	Frequency (GHz)	Meter Reading (dBuV)	Det	AF T344 (dB/m)	Amp/Cbl/ Fltr/Pad (dB)	Corrected Reading (dBuV/m)	Avg Limit (dBuV/m)	Margin (dB)	Peak Limit (dBuV/m)	PK Margin (dB)	UNII Non-Restricted (dBuV/m)	PK Margin (dB)	Azimuth (Degs)	Height (cm)	Polarity
1	* 4.969	39.84	PK-U	34.2	-26.7	47.34	-	-	74	-26.66	-	-	26	151	H
	* 4.969	29.97	ADR	34.2	-26.7	37.47	54	-16.53	-	-	-	-	26	151	H
2	* 4.663	37.18	PK-U	34.2	-27.3	44.08	-	-	74	-29.92	-	-	181	109	V
	* 4.663	26.78	ADR	34.2	-27.3	33.68	54	-20.32	-	-	-	-	181	109	V
3	6.583	36.34	PK-U	35.4	-25.7	46.04	-	-	-	-	68.2	-22.16	36	128	H
4	9.528	33.9	PK-U	36.5	-21.4	49	-	-	-	-	68.2	-19.2	159	283	H
5	* 10.6	34.99	PK-U	37.6	-21.9	50.69	-	-	74	-23.31	-	-	65	198	H
	* 10.601	23.75	ADR	37.6	-21.9	39.45	54	-14.55	-	-	-	-	65	198	H
6	* 10.6	41.01	PK-U	37.6	-21.9	56.71	-	-	74	-17.29	-	-	67	137	V
	* 10.6	27.43	ADR	37.6	-21.9	43.13	54	-10.87	-	-	-	-	67	137	V

* - indicates frequency in CFR47 Pt 15 / IC RSS-Restricted Band
PK-U - U-NII: Maximum Peak
ADR - U-NII AD primary method, RMS average

UL VERIFICATION SERVICES INC. FORM NO: CCSUP4701J
47173 BENICIA STREET, FREMONT, CA 94538, USA TEL: (510) 771-1000 FAX: (510) 661-0888
This report shall not be reproduced except in full, without the written approval of UL Verification Services Inc.

HIGH CHANNEL HORIZONTAL

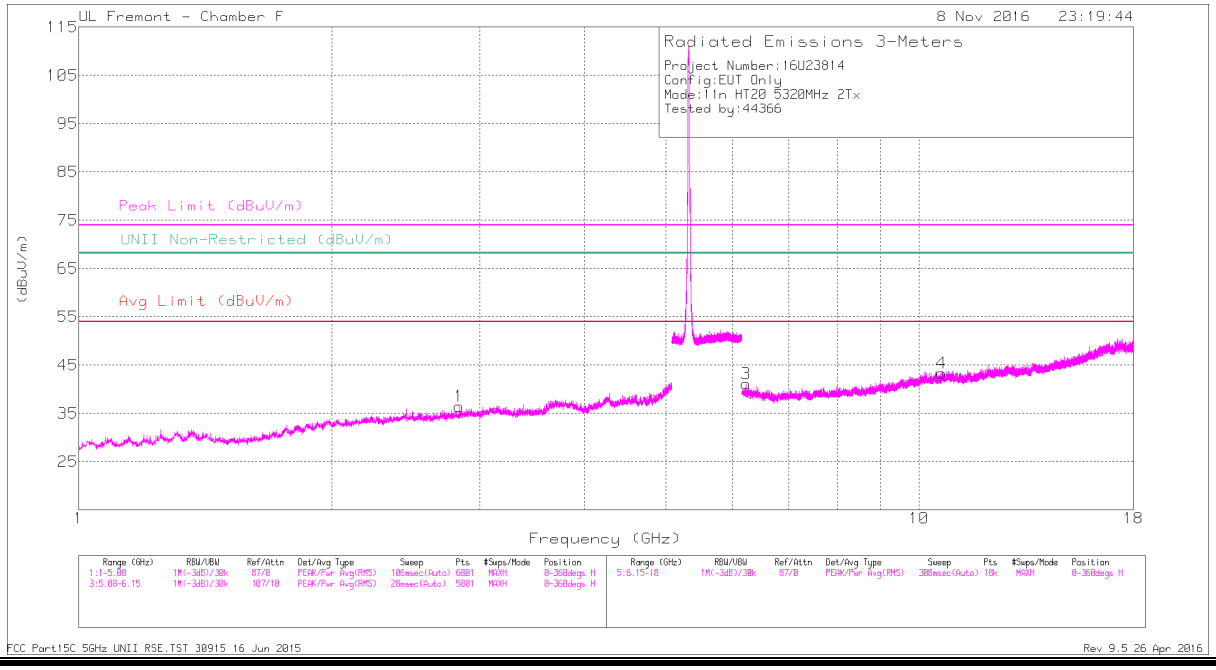

HIGH CHANNEL VERTICAL

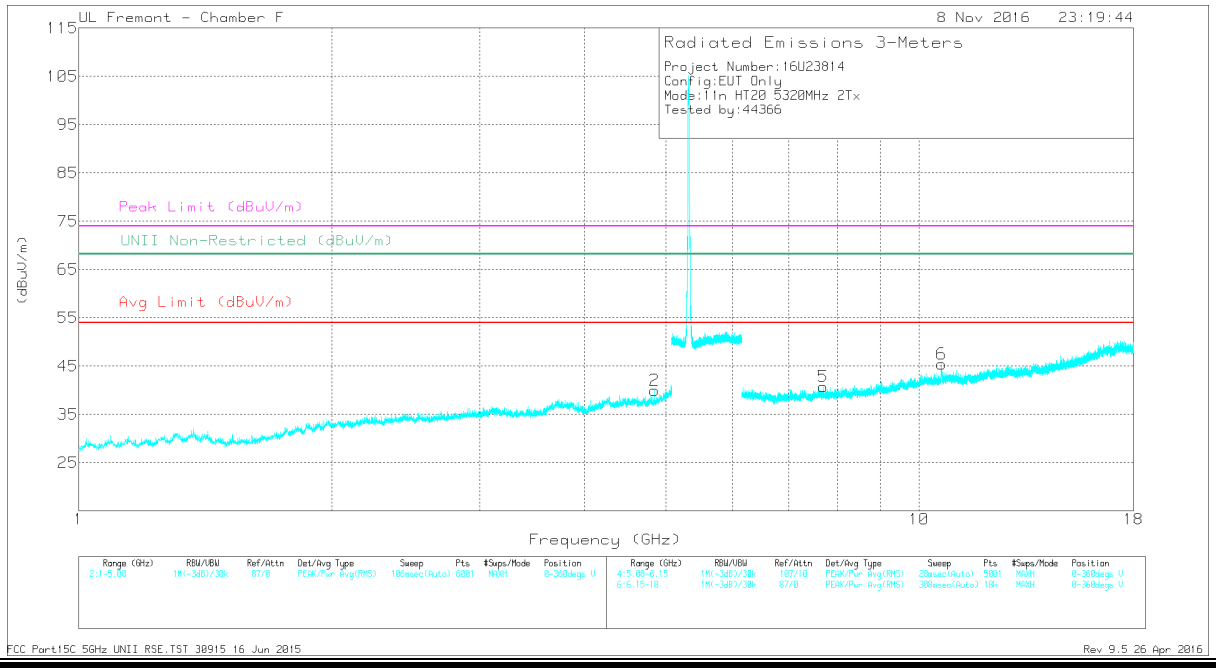

This report shall not be reproduced except in full, without the written approval of UL Verification Services Inc.

Marker	Frequency (GHz)	Meter Reading (dBuV)	Det	AF T344 (dB/m)	Amp/Cbl/ Fltr/Pad (dB)	Corrected Reading (dBuV/m)	Avg Limit (dBuV/m)	Margin (dB)	Peak Limit (dBuV/m)	PK Margin (dB)	UNII Non-Restricted (dBuV/m)	PK Margin (dB)	Azimuth (Degs)	Height (cm)	Polarity
1	* 2.836	39.87	PK-U	32.5	-29.9	42.47	-	-	74	-31.53	-	-	223	163	H
	* 2.836	28.75	ADR	32.6	-29.9	31.45	54	-22.55	-	-	-	-	223	163	H
2	* 4.844	38.44	PK-U	34	-28	44.44	-	-	74	-29.56	-	-	145	164	V
	* 4.841	27.94	ADR	34	-28	33.94	54	-20.06	-	-	-	-	145	164	V
3	6.227	36.66	PK-U	35.4	-26.4	45.66	-	-	-	-	68.2	-22.54	109	215	H
4	* 10.644	34.75	PK-U	37.6	-21.8	50.55	-	-	74	-23.45	-	-	154	129	H
	* 10.648	23.56	ADR	37.6	-21.7	39.46	54	-14.54	-	-	-	-	154	129	H
5	* 7.695	35.64	PK-U	35.7	-25.7	45.64	-	-	74	-28.36	-	-	216	144	V
	* 7.697	26.29	ADR	35.7	-25.8	36.19	54	-17.81	-	-	-	-	216	144	V
6	* 10.647	36.83	PK-U	37.6	-21.8	52.63	-	-	74	-21.37	-	-	51	127	V
	* 10.645	25.57	ADR	37.6	-21.8	41.37	54	-12.63	-	-	-	-	51	127	V

* - indicates frequency in CFR47 Pt 15 / IC RSS-Restricted Band
PK-U - U-NII: Maximum Peak
ADR - U-NII AD primary method, RMS average

UL VERIFICATION SERVICES INC. FORM NO: CCSUP4701J
47173 BENICIA STREET, FREMONT, CA 94538, USA TEL: (510) 771-1000 FAX: (510) 661-0888
This report shall not be reproduced except in full, without the written approval of UL Verification Services Inc.

9.2.13. 11n HT40 ANTENNA A SISO MODE IN THE 5.3GHz BAND

AUTHORIZED BANDEDGE (HIGH CHANNEL)

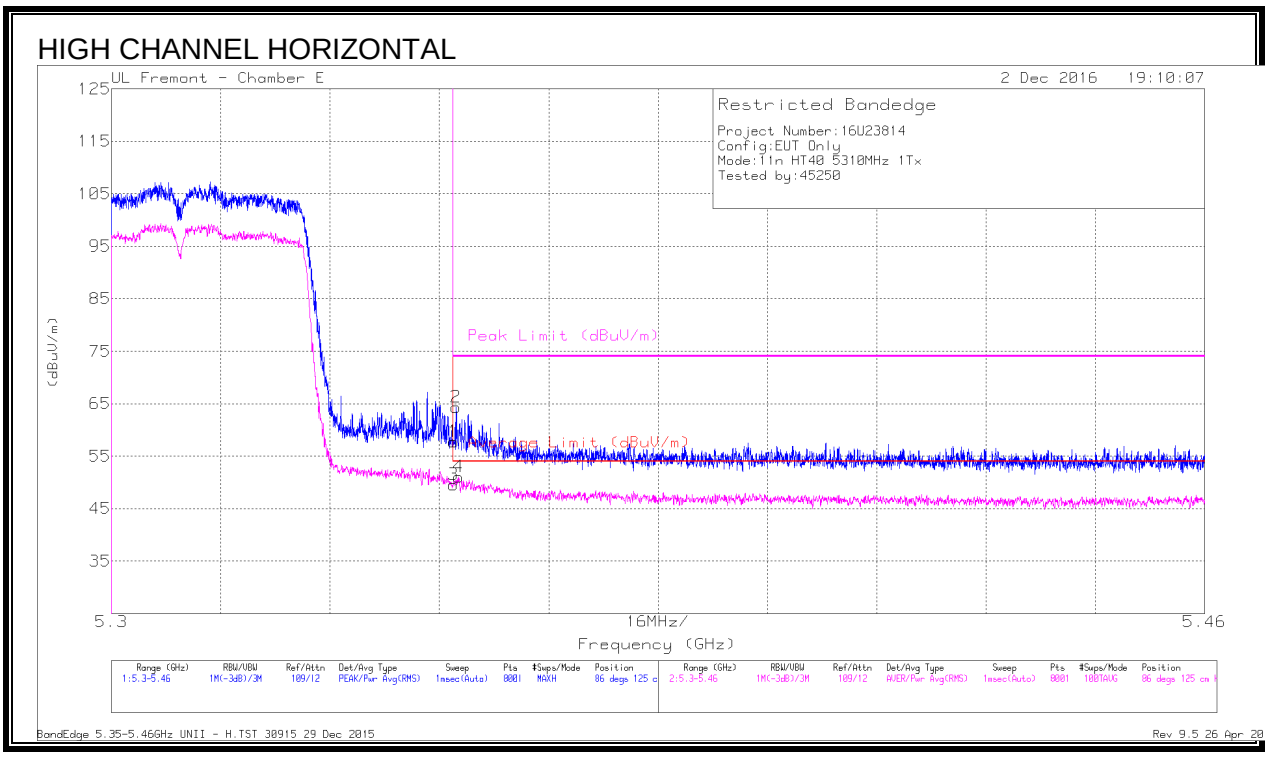

Marker	Frequency (GHz)	Meter Reading (dBuV)	Det	AF T711 (dB/m)	Amp/Cbl/Fltr/Pad (dB)	DC Corr (dB)	Corrected Reading (dBuV/m)	Average Limit (dBuV/m)	Margin (dB)	Peak Limit (dBuV/m)	PK Margin (dB)	Azimuth (Degs)	Height (cm)	Polarity
1	* 5.35	42.65	Pk	34.4	-19.3	0	57.75	-	-	74	-16.25	86	125	H
2	* 5.35	49.18	Pk	34.4	-19.3	0	64.28	-	-	74	-9.72	86	125	H
3	* 5.35	34.34	RMS	34.4	-19.3	.1	49.54	54	-4.46	-	-	86	125	H
4	* 5.351	35.83	RMS	34.4	-19.3	.1	51.03	54	-2.97	-	-	86	125	H

* - indicates frequency in CFR47 Pt 15 / IC RSS-Restricted Band
Pk - Peak detector
RMS - RMS detection

This report shall not be reproduced except in full, without the written approval of UL Verification Services Inc.

HIGH CHANNEL VERTICAL

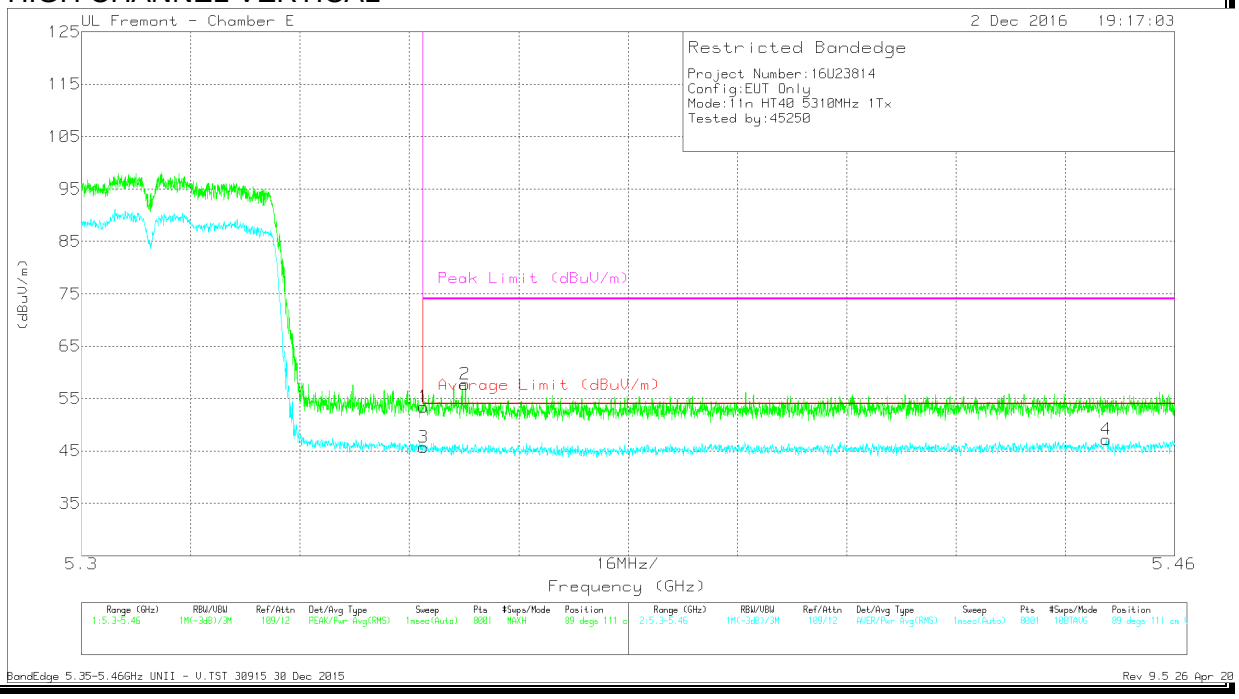

Marker	Frequency (GHz)	Meter Reading (dBuV)	Det	AF T711 (dB/m)	Amp/Cbl/Fltr/Pad (dB)	DC Corr (dB)	Corrected Reading (dBuV/m)	Average Limit (dBuV/m)	Margin (dB)	Peak Limit (dBuV/m)	PK Margin (dB)	Azimuth (Degs)	Height (cm)	Polarity
1	* 5.35	38.25	Pk	34.4	-19.3	0	53.35	-	-	74	-20.65	89	111	V
2	* 5.356	42.65	Pk	34.4	-19.3	0	57.75	-	-	74	-16.25	89	111	V
3	* 5.35	30.53	RMS	34.4	-19.3	.1	45.73	54	-8.27	-	-	89	111	V
4	* 5.45	31.95	RMS	34.4	-19.3	.1	47.15	54	-6.85	-	-	89	111	V

* - indicates frequency in CFR47 Pt 15 / IC RSS-Restricted Band
Pk - Peak detector
RMS - RMS detection

UL VERIFICATION SERVICES INC. FORM NO: CCSUP4701J
47173 BENICIA STREET, FREMONT, CA 94538, USA TEL: (510) 771-1000 FAX: (510) 661-0888
This report shall not be reproduced except in full, without the written approval of UL Verification Services Inc.

HARMONICS AND SPURIOUS EMISSIONS

LOW CHANNEL HORIZONTAL

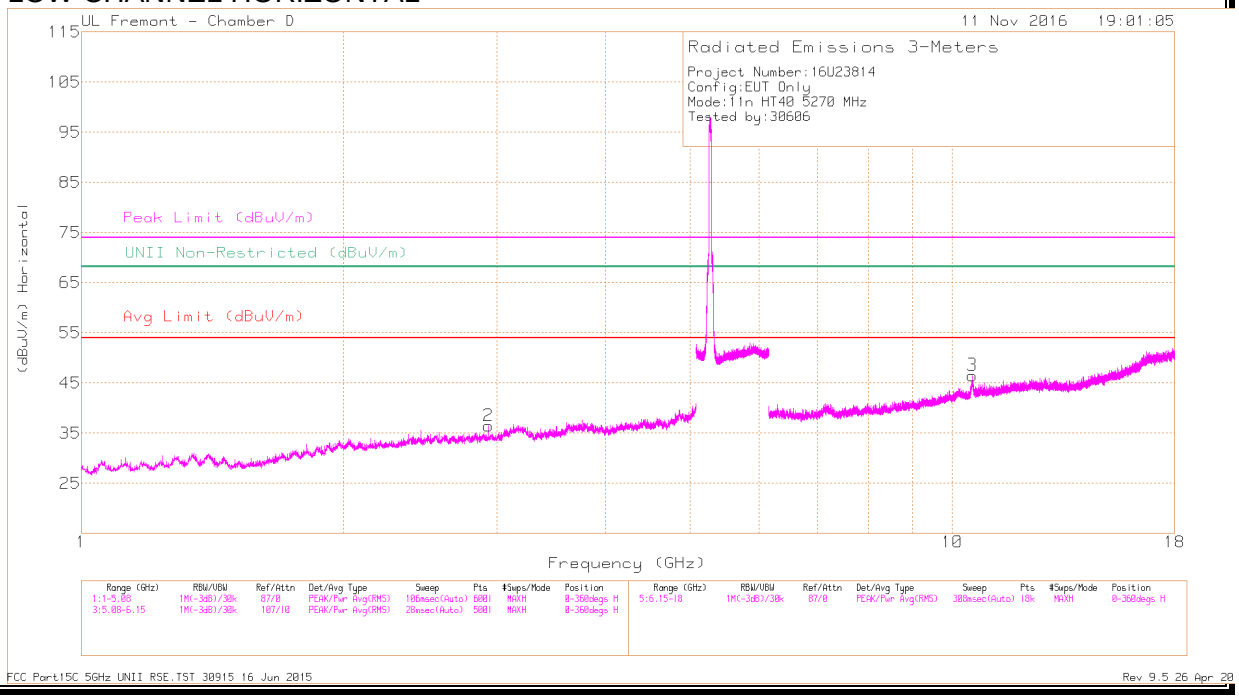

LOW CHANNEL VERTICAL

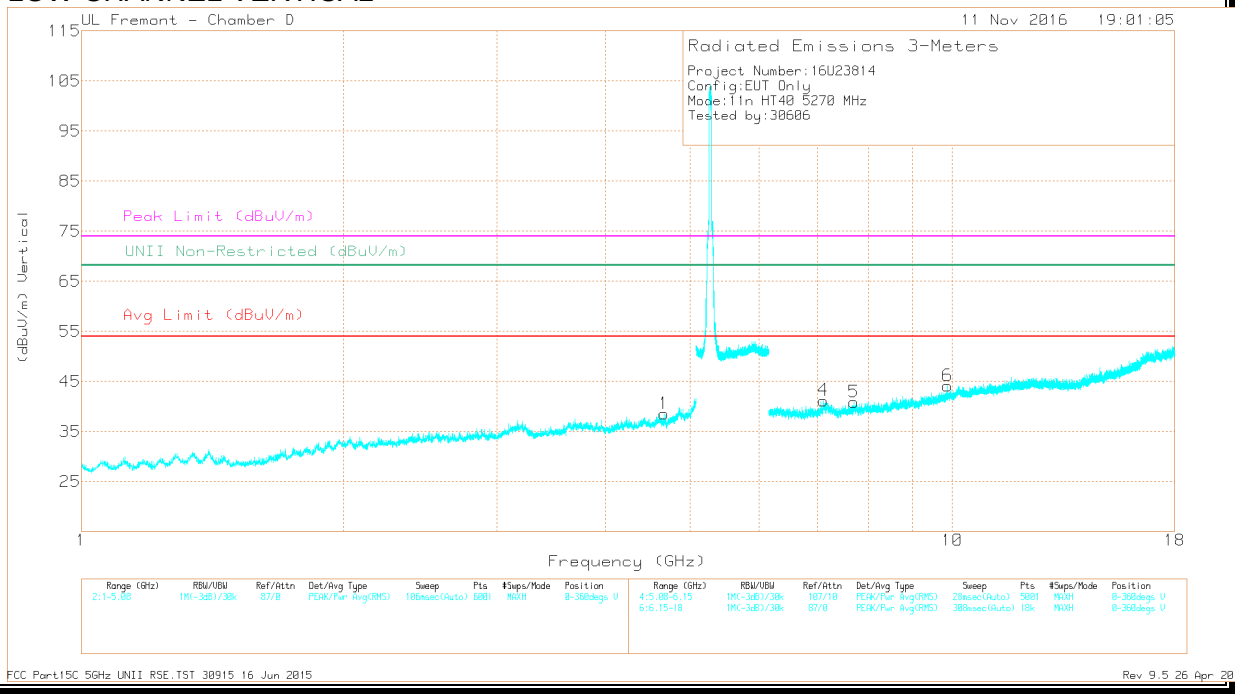

This report shall not be reproduced except in full, without the written approval of UL Verification Services Inc.

Marker	Frequency (GHz)	Meter Reading (dBuV)	Det	AF T712 (dB/m)	Amp/Cbl /Fltr/Pad (dB)	DC Corr (dB)	Corrected Reading (dBuV/m)	Avg Limit (dBuV/m)	Margin (dB)	Peak Limit (dBuV/m)	PK Margin (dB)	UNII Non-Restricted (dBuV/m)	PK Margin (dB)	Azimuth (Degs)	Height (cm)	Polarity
1	* 4.666	37.94	PK-U	34.1	-27.6	0	44.44	-	-	74	-29.56	-	-	151	100	V
	* 4.666	27.31	ADR	34.1	-27.6	.1	33.91	54	-20.09	-	-	-	-	151	100	V
2	2.932	39.34	PK-U	32.4	-29.3	0	42.44	-	-	-	-	68.2	-25.76	64	100	H
3	10.538	41.05	PK-U	37.7	-21	0	57.75	-	-	-	-	68.2	-10.45	209	274	H
4	7.115	36.34	PK-U	35.8	-24.3	0	47.84	-	-	-	-	68.2	-20.36	249	102	V
5	* 7.707	35.26	PK-U	35.8	-24.1	0	46.96	-	-	74	-27.04	-	-	281	102	V
	* 7.706	24.64	ADR	35.8	-24.2	.1	36.34	54	-17.66	-	-	-	-	281	102	V
6	9.874	33.71	PK-U	37	-21.1	0	49.61	-	-	-	-	68.2	-18.59	0	200	V

* - indicates frequency in CFR47 Pt 15 / IC RSS-Restricted Band
PK-U - U-NII: Maximum Peak
ADR - U-NII AD primary method, RMS average

UL VERIFICATION SERVICES INC. FORM NO: CCSUP4701J
47173 BENICIA STREET, FREMONT, CA 94538, USA TEL: (510) 771-1000 FAX: (510) 661-0888
This report shall not be reproduced except in full, without the written approval of UL Verification Services Inc.

HIGH CHANNEL HORIZONTAL

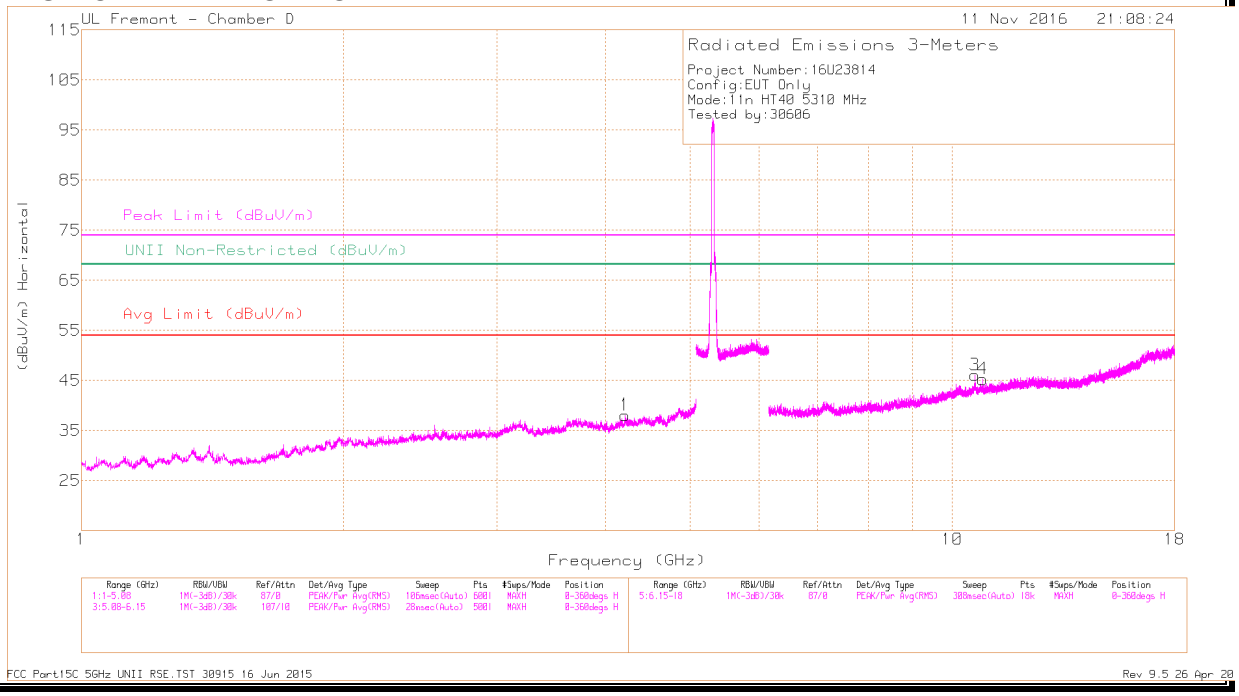

HIGH CHANNEL VERTICAL

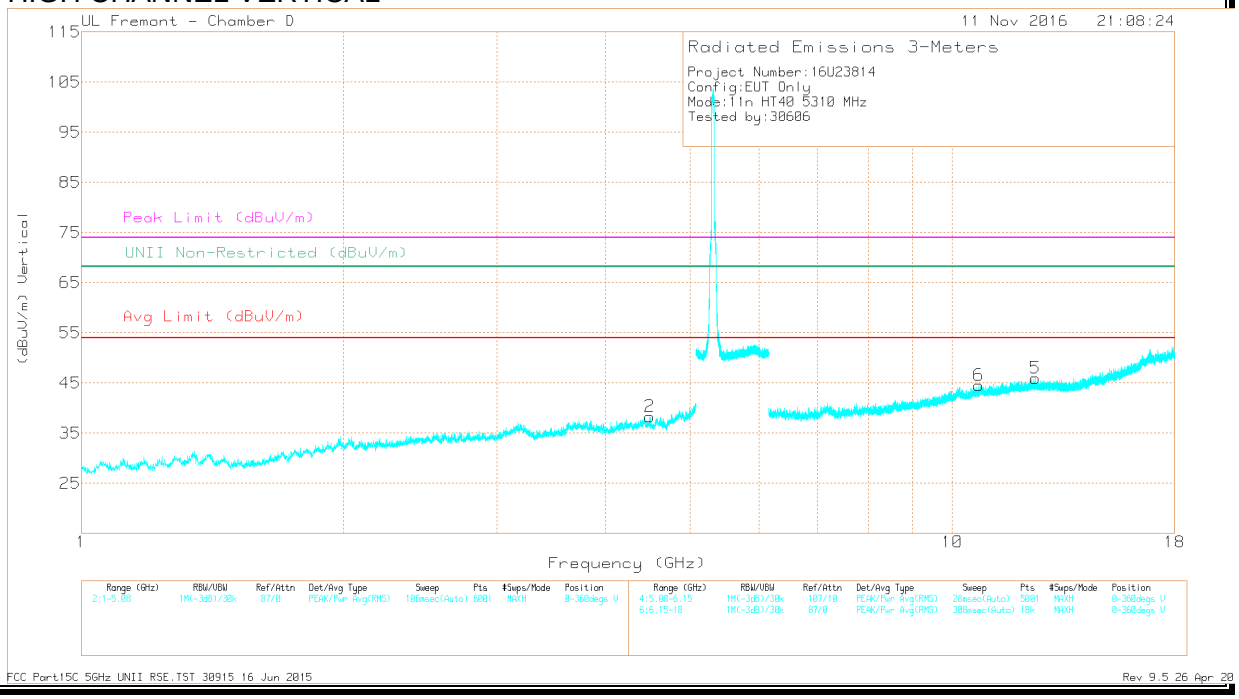

UL VERIFICATION SERVICES INC. FORM NO: CCSUP4701J
47173 BENICIA STREET, FREMONT, CA 94538, USA TEL: (510) 771-1000 FAX: (510) 661-0888
This report shall not be reproduced except in full, without the written approval of UL Verification Services Inc.

Marker	Frequency (GHz)	Meter Reading (dBuV)	Det	AF T712 (dB/m)	Amp/Cbl/ Fltr/Pad (dB)	DC Corr (dB)	Corrected Reading (dBuV/m)	Avg Limit (dBuV/m)	Margin (dB)	Peak Limit (dBuV/m)	PK Margin (dB)	UNII Non-Restricted (dBuV/m)	PK Margin (dB)	Azimuth (Degs)	Height (cm)	Polarity
1	* 4.206	37.19	PK-U	33.5	-27.7	0	42.99	-	-	74	-31.01	-	-	146	352	H
	* 4.204	26.78	ADR	33.5	-27.7	.1	32.68	54	-21.32	-	-	-	-	146	352	H
2	4.49	38.12	PK-U	33.9	-28.3	0	43.72	-	-	-	-	68.2	-24.48	76	268	V
3	* 10.618	37.5	PK-U	37.8	-21.2	0	54.1	-	-	74	-19.9	-	-	284	303	H
	* 10.62	25.96	ADR	37.8	-21.3	.1	42.56	54	-11.44	-	-	-	-	284	303	H
4	* 10.836	33.86	PK-U	37.9	-20.6	0	51.16	-	-	74	-22.84	-	-	0	270	H
	* 10.838	22.5	ADR	37.9	-20.6	.1	39.9	54	-14.1	-	-	-	-	0	270	H
5	* 12.449	33.57	PK-U	39.1	-21.1	0	51.57	-	-	74	-22.43	-	-	245	377	V
	* 12.448	23.41	ADR	39.1	-21.1	.1	41.51	54	-12.49	-	-	-	-	245	377	V
6	* 10.732	33.67	PK-U	37.9	-21.1	0	50.47	-	-	74	-23.53	-	-	357	219	V
	* 10.733	22.95	ADR	37.9	-21.1	.1	39.85	54	-14.15	-	-	-	-	357	219	V

* - indicates frequency in CFR47 Pt 15 / IC RSS-Restricted Band
PK-U - U-NII: Maximum Peak
ADR - U-NII AD primary method, RMS average

UL VERIFICATION SERVICES INC. FORM NO: CCSUP4701J
47173 BENICIA STREET, FREMONT, CA 94538, USA TEL: (510) 771-1000 FAX: (510) 661-0888
This report shall not be reproduced except in full, without the written approval of UL Verification Services Inc.

9.2.14. 11n HT40 ANTENNA B SISO MODE IN THE 5.3GHz BAND

AUTHORIZED BANDEDGE (HIGH CHANNEL)

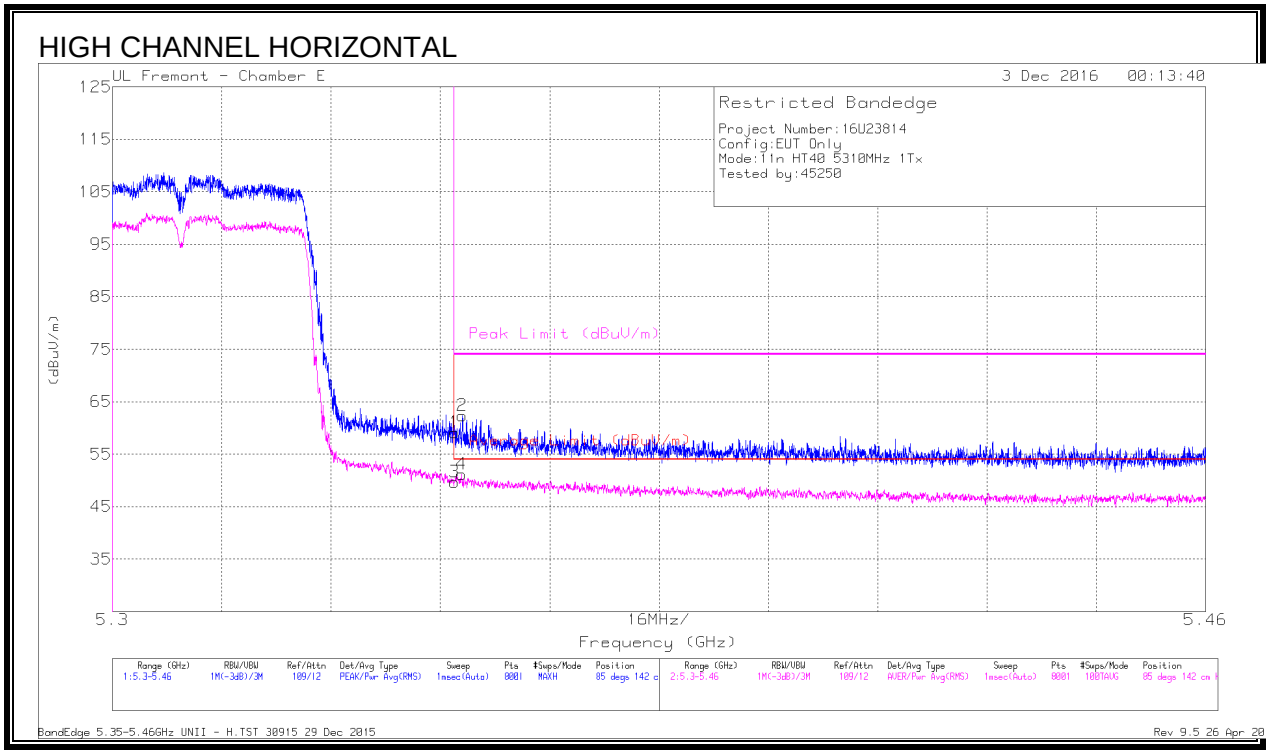

Marker	Frequency (GHz)	Meter Reading (dBuV)	Det	AF T711 (dB/m)	Amp/Cbl/ Fltr/Pad (dB)	DC Corr (dB)	Corrected Reading (dBuV/m)	Average Limit (dBuV/m)	Margin (dB)	Peak Limit (dBuV/m)	PK Margin (dB)	Azimuth (Degs)	Height (cm)	Polarity
1	* 5.35	44.05	Pk	34.4	-19.3	0	59.15	-	-	74	-14.85	85	142	H
2	* 5.351	47.2	Pk	34.4	-19.3	0	62.3	-	-	74	-11.7	85	142	H
3	* 5.35	34.5	RMS	34.4	-19.3	.1	49.7	54	-4.3	-	-	85	142	H
4	* 5.351	35.93	RMS	34.4	-19.3	.1	51.13	54	-2.87	-	-	85	142	H

* - indicates frequency in CFR47 Pt 15 / IC RSS-Restricted Band
Pk - Peak detector
RMS - RMS detection

This report shall not be reproduced except in full, without the written approval of UL Verification Services Inc.

HIGH CHANNEL VERTICAL

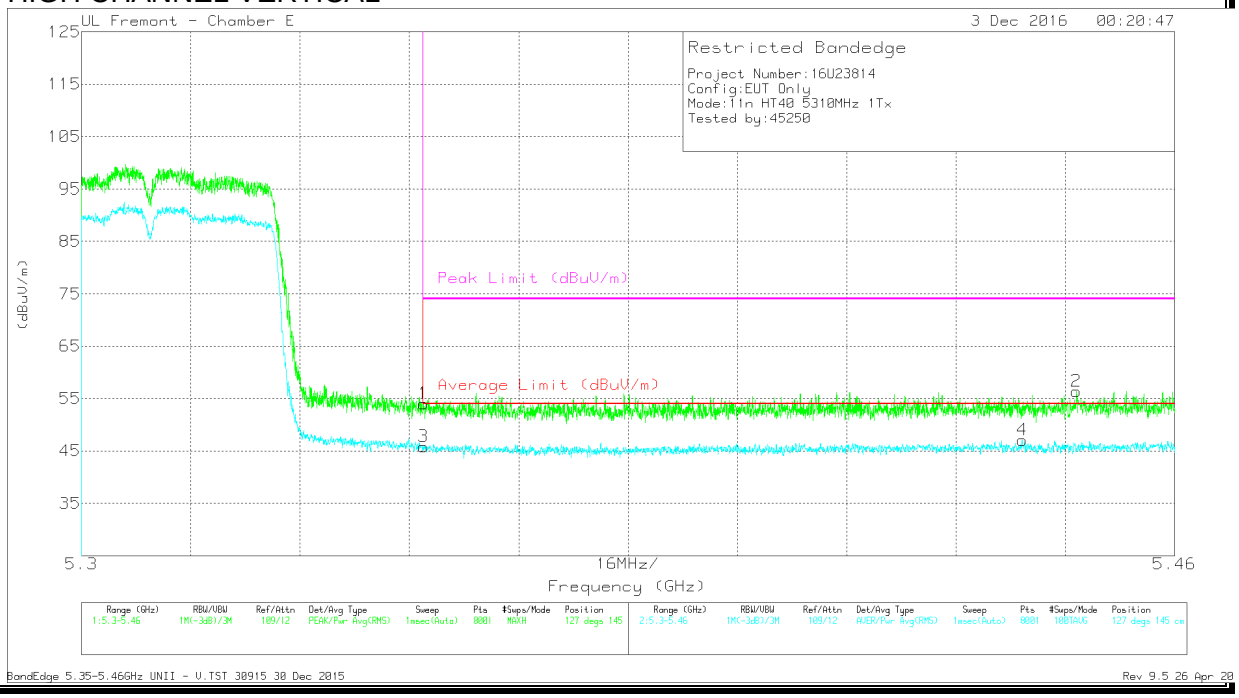

Marker	Frequency (GHz)	Meter Reading (dBuV)	Det	AF T711 (dB/m)	Amp/ Cbl/Fltr/Pad (dB)	DC Corr (dB)	Corrected Reading (dBuV/m)	Average Limit (dBuV/m)	Margin (dB)	Peak Limit (dBuV/m)	PK Margin (dB)	Azimuth (Degs)	Height (cm)	Polarity
1	* 5.35	38.97	Pk	34.4	-19.3	0	54.07	-	-	74	-19.93	127	145	V
2	* 5.446	41.3	Pk	34.4	-19.3	0	56.4	-	-	74	-17.6	127	145	V
3	* 5.35	30.63	RMS	34.4	-19.3	.1	45.83	54	-8.17	-	-	127	145	V
4	* 5.438	31.94	RMS	34.4	-19.4	.1	47.04	54	-6.96	-	-	127	145	V

* - indicates frequency in CFR47 Pt 15 / IC RSS-Restricted Band
Pk - Peak detector
RMS - RMS detection

UL VERIFICATION SERVICES INC. FORM NO: CCSUP4701J
47173 BENICIA STREET, FREMONT, CA 94538, USA TEL: (510) 771-1000 FAX: (510) 661-0888
This report shall not be reproduced except in full, without the written approval of UL Verification Services Inc.

HARMONICS AND SPURIOUS EMISSIONS

LOW CHANNEL HORIZONTAL

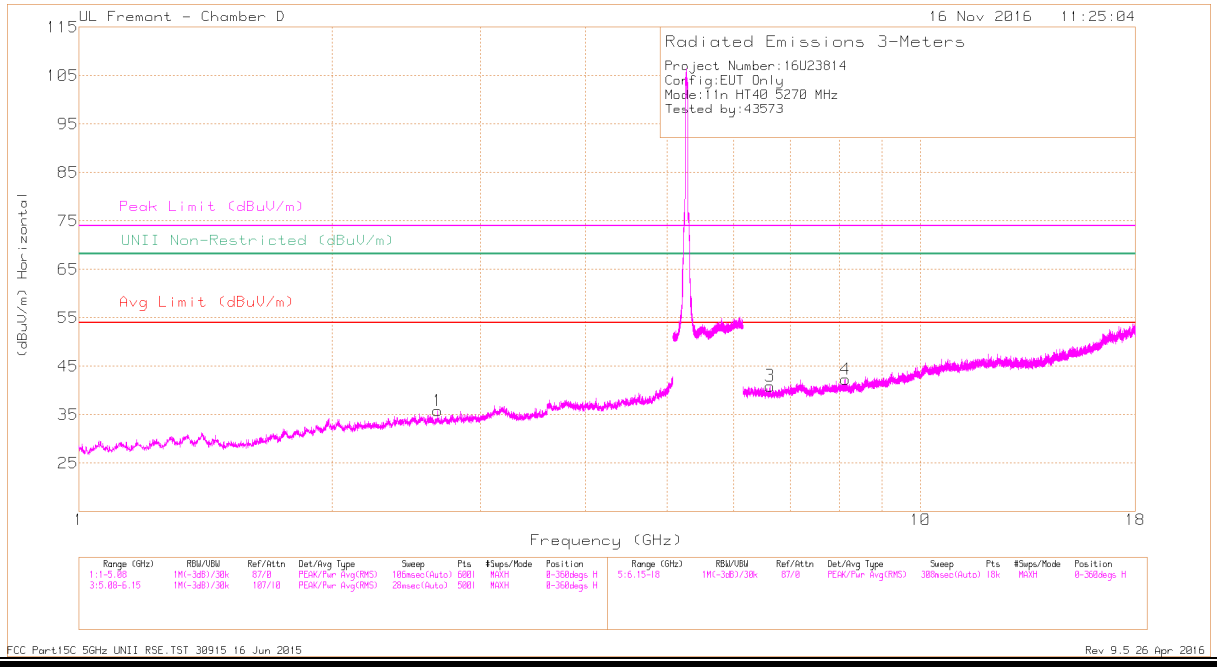

LOW CHANNEL VERTICAL

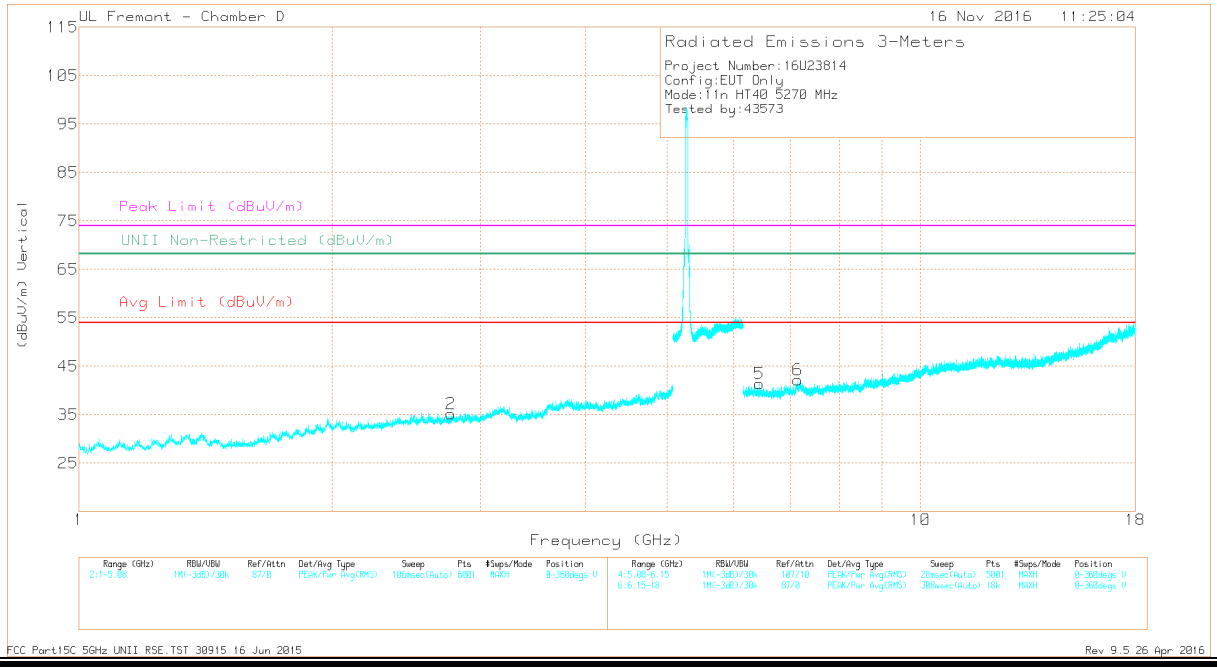

This report shall not be reproduced except in full, without the written approval of UL Verification Services Inc.

Marker	Frequency (GHz)	Meter Reading (dBuV)	Det	AF T712 (dB/m)	Amp/Cbl /Fltr/Pad (dB)	DC Corr (dB)	Corrected Reading (dBuV/m)	Avg Limit (dBuV/m)	Margin (dB)	Peak Limit (dBuV/m)	PK Margin (dB)	UNII Non-Restricted (dBuV/m)	PK Margin (dB)	Azimuth (Degs)	Height (cm)	Polarity
1	* 2.666	39.45	PK-U	32.3	-30.3	0	41.45	-	-	74	-32.55	-	-	126	198	H
	* 2.669	28.42	ADR	32.3	-30.3	.1	30.52	54	-23.48	-	-	-	-	126	198	H
2	* 2.769	38.95	PK-U	32.4	-29.8	0	41.55	-	-	74	-32.45	-	-	275	208	V
	* 2.766	28.03	ADR	32.4	-29.8	.1	30.73	54	-23.27	-	-	-	-	275	208	V
3	6.629	37.29	PK-U	35.6	-25.7	0	47.19	-	-	-	-	68.2	-21.01	58	130	H
4	* 8.14	36.04	PK-U	35.8	-23.7	0	48.14	-	-	74	-25.86	-	-	46	269	H
	* 8.143	25.84	ADR	35.8	-23.7	.1	38.04	54	-15.96	-	-	-	-	46	269	H
5	6.438	36.93	PK-U	35.7	-26	0	46.63	-	-	-	-	68.2	-21.57	147	203	V
6	7.148	35.72	PK-U	35.7	-23.7	0	47.72	-	-	-	-	68.2	-20.48	96	157	V

* - indicates frequency in CFR47 Pt 15 / IC RSS-Restricted Band
PK-U - U-NII: Maximum Peak
ADR - U-NII AD primary method, RMS average

UL VERIFICATION SERVICES INC. FORM NO: CCSUP4701J
47173 BENICIA STREET, FREMONT, CA 94538, USA TEL: (510) 771-1000 FAX: (510) 661-0888
This report shall not be reproduced except in full, without the written approval of UL Verification Services Inc.

HIGH CHANNEL HORIZONTAL

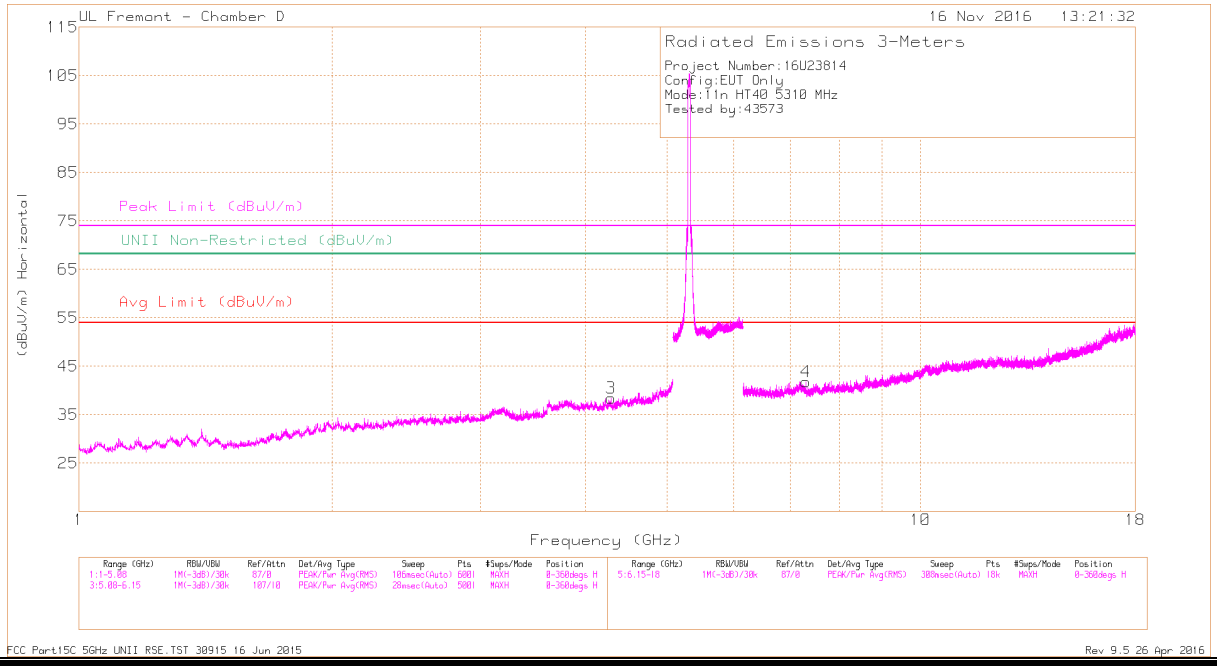

HIGH CHANNEL VERTICAL

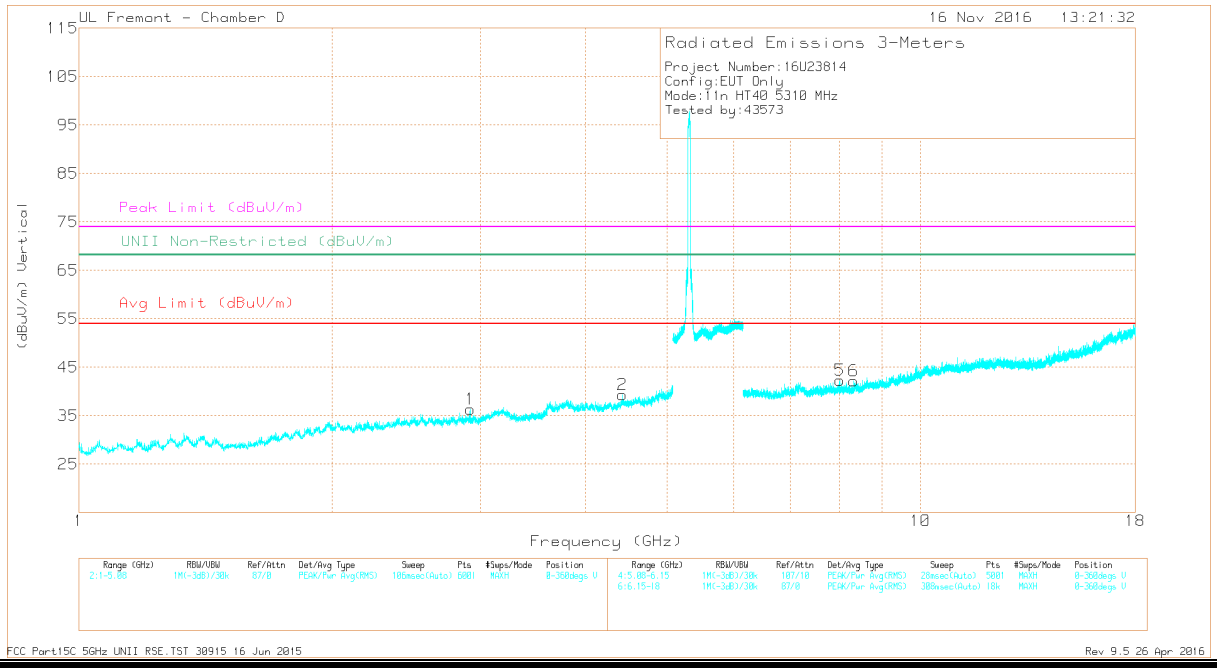

This report shall not be reproduced except in full, without the written approval of UL Verification Services Inc.

Marker	Frequency (GHz)	Meter Reading (dBuV)	Det	AF T712 (dB/m)	Amp/Cbl/ Fltr/Pad (dB)	DC Corr (dB)	Corrected Reading (dBuV/m)	Avg Limit (dBuV/m)	Margin (dB)	Peak Limit (dBuV/m)	PK Margin (dB)	UNII Non-Restricted (dBuV/m)	PK Margin (dB)	Azimuth (Degs)	Height (cm)	Polarity
1	2.918	38.56	PK-U	32.4	-29.2	0	41.76	-	-	-	-	68.2	-26.44	105	344	V
2	4.427	38.01	PK-U	33.9	-27.1	0	44.81	-	-	-	-	68.2	-23.39	314	162	V
3	* 4.292	38.45	PK-U	33.5	-27.9	0	44.05	-	-	74	-29.95	-	-	248	107	H
	* 4.293	27.93	ADR	33.5	-27.9	.1	33.63	54	-20.37	-	-	-	-	248	107	H
4	* 7.306	36.43	PK-U	35.7	-25.2	0	46.93	-	-	74	-27.07	-	-	201	144	H
	* 7.305	26.04	ADR	35.7	-25.2	.1	36.64	54	-17.36	-	-	-	-	201	144	H
5	8.024	35.14	PK-U	35.8	-23.9	0	47.04	-	-	-	-	68.2	-21.16	34	142	V
6	* 8.324	35.54	PK-U	35.8	-23.7	0	47.64	-	-	74	-26.36	-	-	33	356	V
	* 8.325	24.9	ADR	35.8	-23.7	.1	37.1	54	-16.9	-	-	-	-	33	356	V

* - indicates frequency in CFR47 Pt 15 / IC RSS-Restricted Band
PK-U - U-NII: Maximum Peak
ADR - U-NII AD primary method, RMS average

This report shall not be reproduced except in full, without the written approval of UL Verification Services Inc.

9.2.15. 11n HT40 2TX CDD MIMO MODE IN THE 5.3GHz BAND

AUTHORIZED BANDEDGE (HIGH CHANNEL)

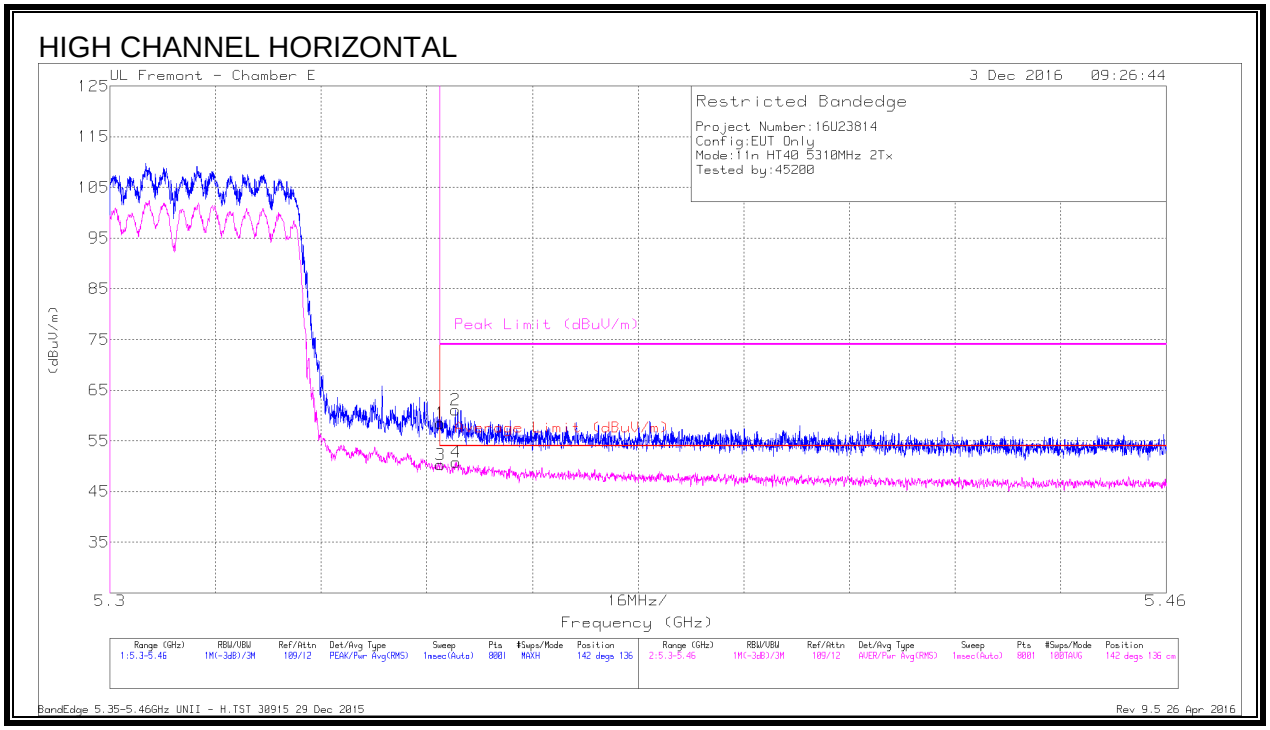

Marker	Frequency (GHz)	Meter Reading (dBuV)	Det	AF T711 (dB/m)	Amp/ Cbl/Flt r/Pad (dB)	DC Corr (dB)	Corrected Reading (dBuV /m)	Average Limit (dBuV /m)	Margin (dB)	Peak Limit (dBuV /m)	PK Margin (dB)	Azimuth (Degs)	Height (cm)	Polarity
1	* 5.35	43.4	Pk	34.4	-19.3	0	58.5	-	-	74	-15.5	142	136	H
2	* 5.352	45.99	Pk	34.4	-19.3	0	61.09	-	-	74	-12.91	142	136	H
3	* 5.35	35.07	RMS	34.4	-19.3	.1	50.27	54	-3.73	-	-	142	136	H
4	* 5.352	35.57	RMS	34.4	-19.3	.1	50.77	54	-3.23	-	-	142	136	H

* - indicates frequency in CFR47 Pt 15 / IC RSS-Restricted Band
Pk - Peak detector
RMS - RMS detection

This report shall not be reproduced except in full, without the written approval of UL Verification Services Inc.

HIGH CHANNEL VERTICAL

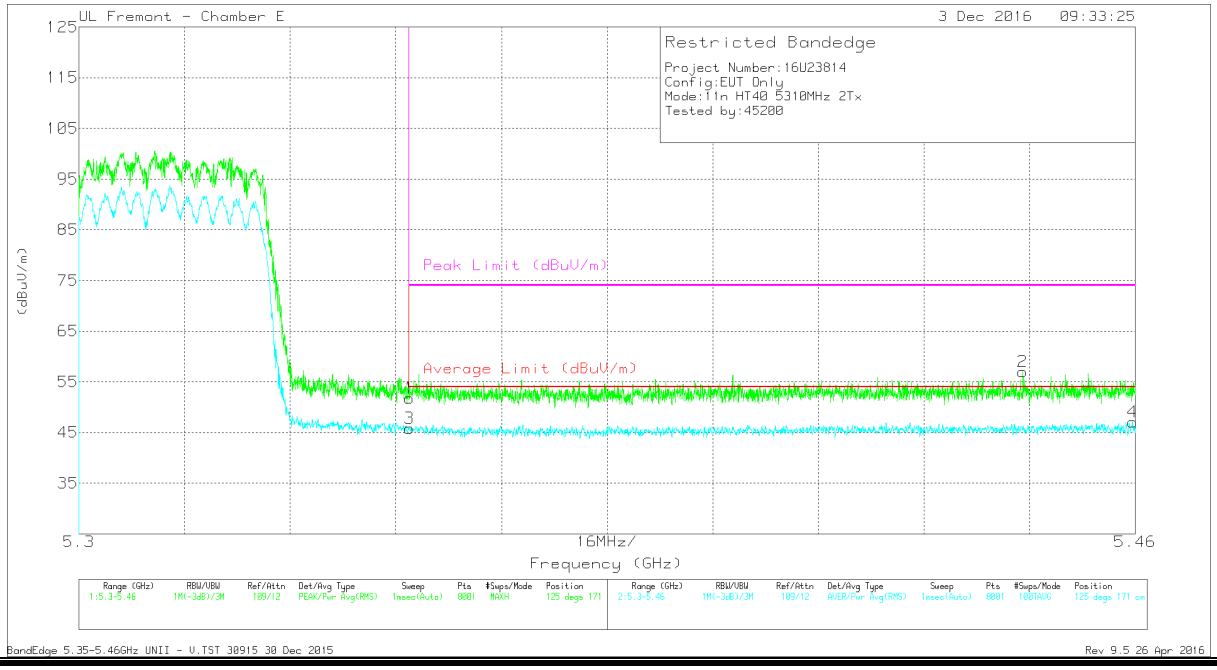

Marker	Frequency (GHz)	Meter Reading (dBuV)	Det	AF T711 (dB/m)	Amp/ Cbl/Fltr/Pad (dB)	DC Corr (dB)	Corrected Reading (dBuV/m)	Average Limit (dBuV/m)	Margin (dB)	Peak Limit (dBuV/m)	PK Margin (dB)	Azimuth (Degs)	Height (cm)	Polarity
1	* 5.35	36.64	Pk	34.4	-19.3	0	51.74	-	-	74	-22.26	125	171	V
2	* 5.443	42.05	Pk	34.4	-19.4	0	57.05	-	-	74	-16.95	125	171	V
3	* 5.35	30.57	RMS	34.4	-19.3	.1	45.77	54	-8.23	-	-	125	171	V
4	* 5.46	31.91	RMS	34.4	-19.3	.1	47.11	54	-6.89	-	-	125	171	V

* - indicates frequency in CFR47 Pt 15 / IC RSS-Restricted Band
Pk - Peak detector
RMS - RMS detection

UL VERIFICATION SERVICES INC. FORM NO: CCSUP4701J
47173 BENICIA STREET, FREMONT, CA 94538, USA TEL: (510) 771-1000 FAX: (510) 661-0888
This report shall not be reproduced except in full, without the written approval of UL Verification Services Inc.

HARMONICS AND SPURIOUS EMISSIONS

LOW CHANNEL HORIZONTAL

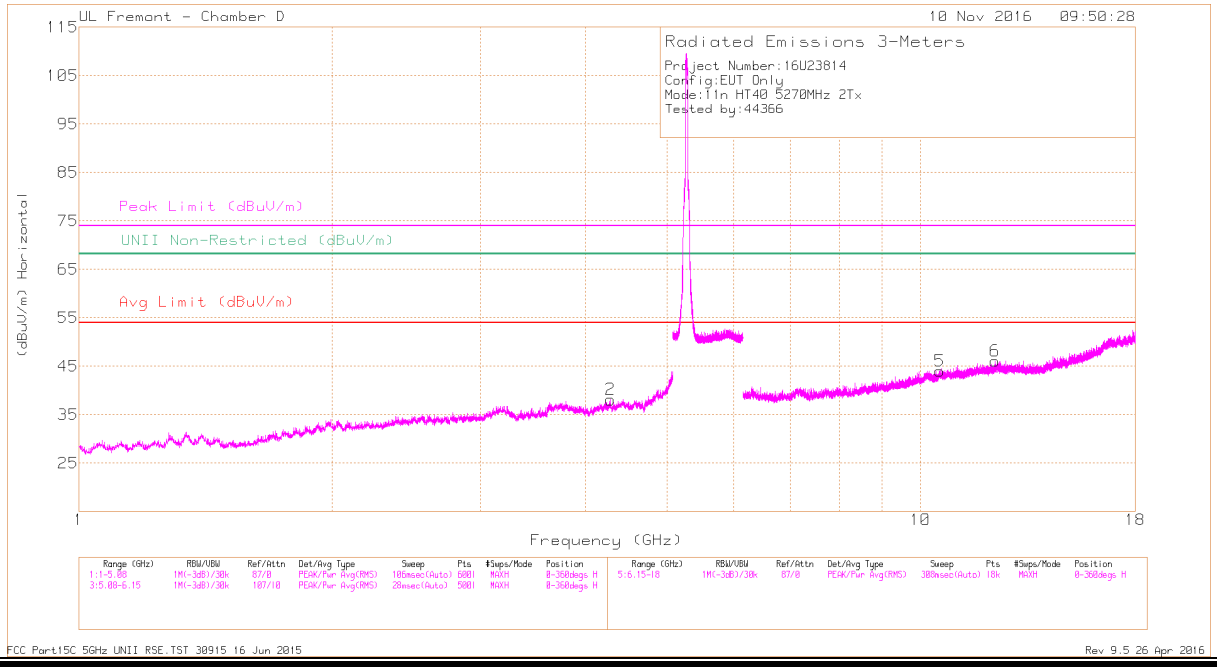

LOW CHANNEL VERTICAL

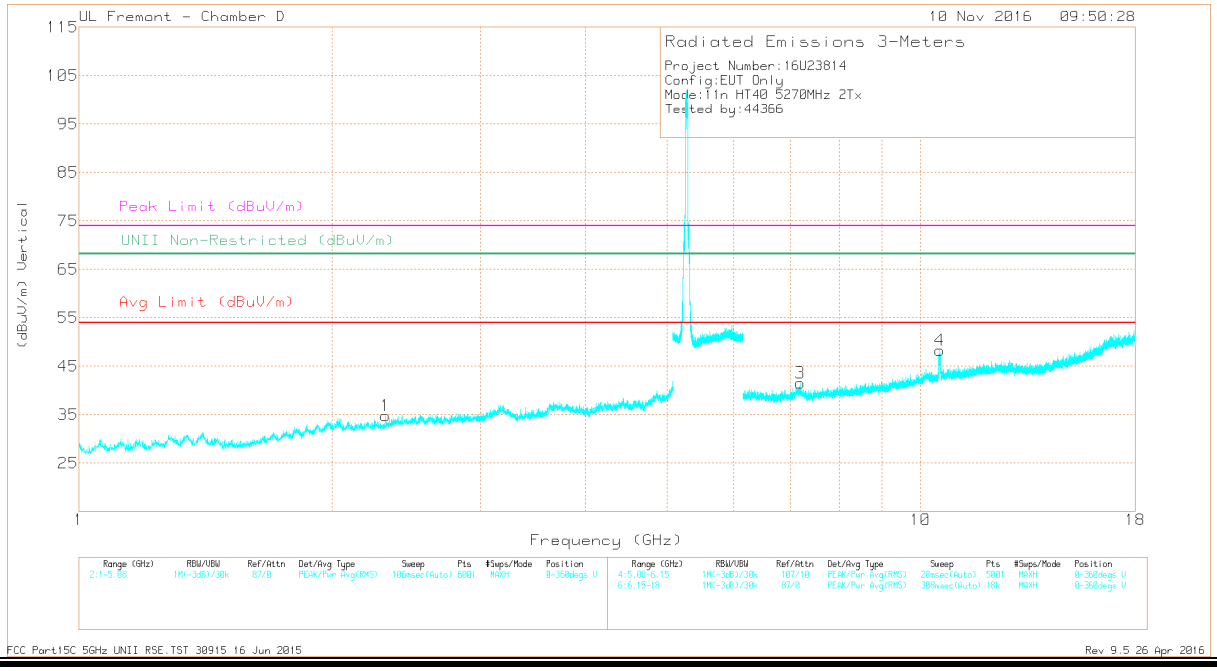

This report shall not be reproduced except in full, without the written approval of UL Verification Services Inc.

Marker	Frequency (GHz)	Meter Reading (dBuV)	Det	AF T712 (dB/m)	Amp/Cbl/ Fltr/Pad (dB)	DC Corr (dB)	Corrected Reading (dBuV/m)	Avg Limit (dBuV/m)	Margin (dB)	Peak Limit (dBuV/m)	PK Margin (dB)	UNII Non-Restricted (dBuV/m)	PK Margin (dB)	Azimuth (Degs)	Height (cm)	Polarity
1	* 2.315	39.25	PK-U	31.5	-30.4	0	40.35	-	-	74	-33.65	-	-	144	330	V
	* 2.312	28.25	ADR	31.5	-30.4	.1	29.45	54	-24.55	-	-	-	-	144	330	V
2	* 4.281	37.84	PK-U	33.5	-27.7	0	43.64	-	-	74	-30.36	-	-	273	106	H
	* 4.282	26.82	ADR	33.5	-27.7	.1	32.72	54	-21.28	-	-	-	-	273	106	H
3	7.198	36.09	PK-U	35.7	-23.5	0	48.29	-	-	-	-	68.2	-19.91	269	304	V
4	10.54	39.92	PK-U	37.7	-21	0	56.62	-	-	-	-	68.2	-11.58	307	340	V
5	10.538	35.31	PK-U	37.7	-21	0	52.01	-	-	-	-	68.2	-16.19	352	269	H
6	* 12.267	33.87	PK-U	39	-21.1	0	51.77	-	-	74	-22.23	-	-	251	385	H
	* 12.265	23.37	ADR	39	-21.1	.1	41.37	54	-12.63	-	-	-	-	251	385	H

* - indicates frequency in CFR47 Pt 15 / IC RSS-Restricted Band
PK-U - U-NII: Maximum Peak
ADR - U-NII AD primary method, RMS average

UL VERIFICATION SERVICES INC. FORM NO: CCSUP4701J
47173 BENICIA STREET, FREMONT, CA 94538, USA TEL: (510) 771-1000 FAX: (510) 661-0888
This report shall not be reproduced except in full, without the written approval of UL Verification Services Inc.

HIGH CHANNEL HORIZONTAL

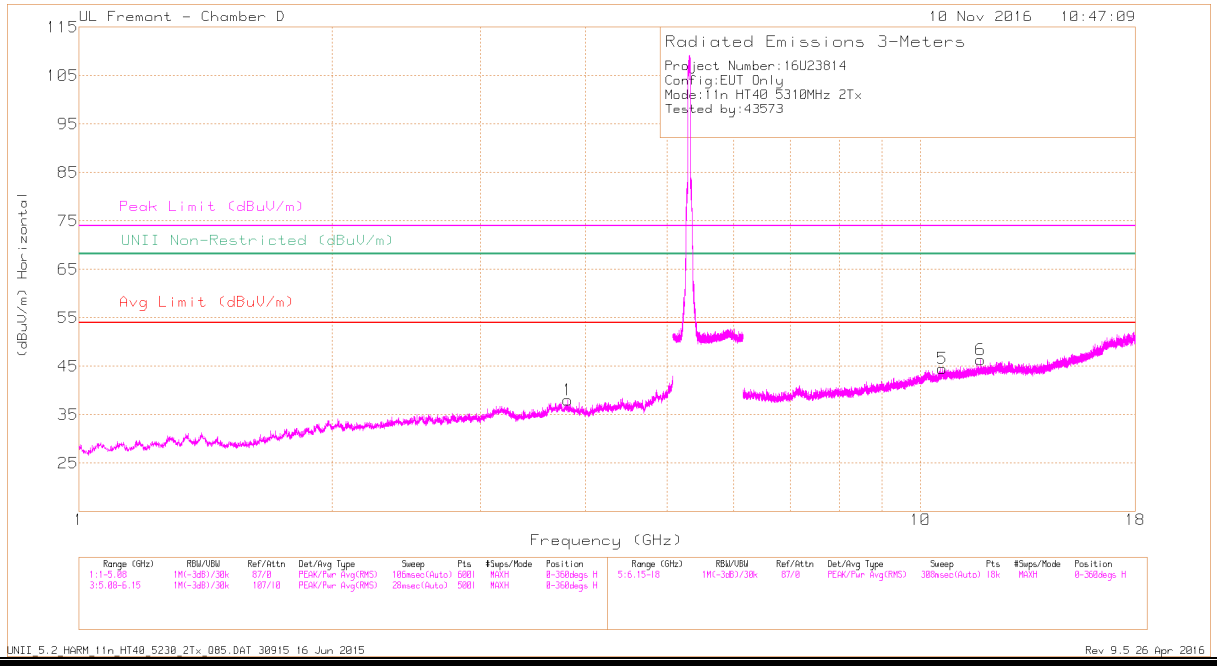

HIGH CHANNEL VERTICAL

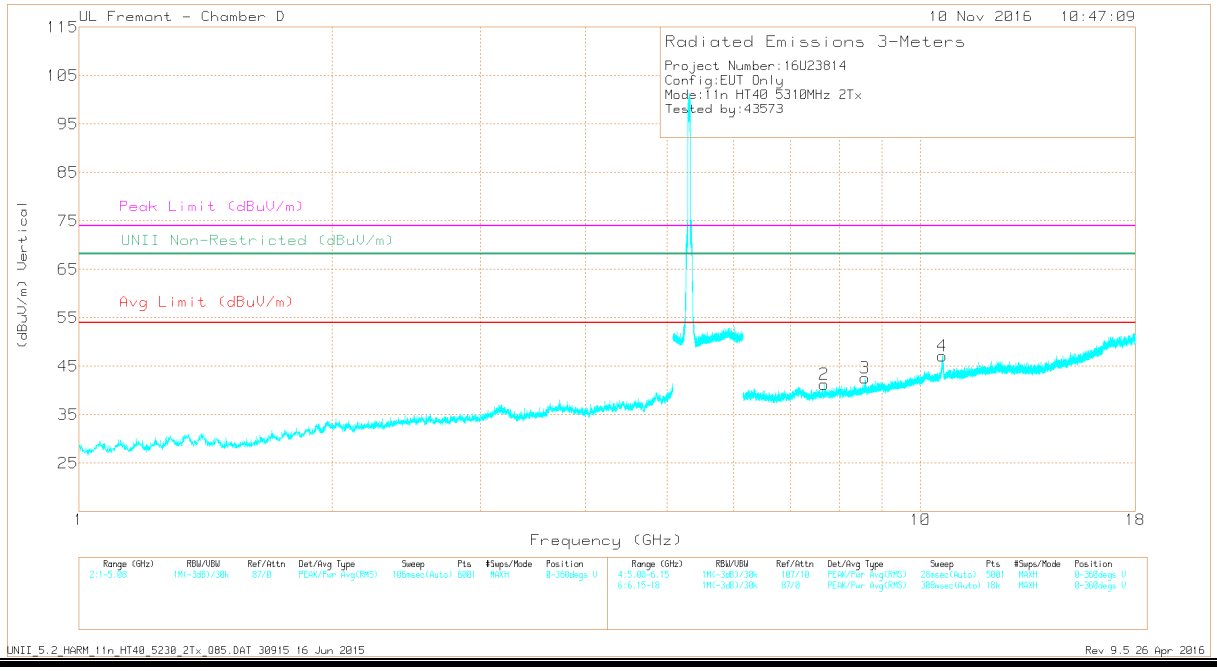

This report shall not be reproduced except in full, without the written approval of UL Verification Services Inc.

Marker	Frequency (GHz)	Meter Reading (dBuV)	Det	AF T712 (dB/m)	Amp/Cbl/ Fltr/Pad (dB)	DC Corr (dB)	Corrected Reading (dBuV/m)	Avg Limit (dBuV/m)	Margin (dB)	Peak Limit (dBuV/m)	PK Margin (dB)	UNII Non-Restricted (dBuV/m)	PK Margin (dB)	Azimuth (Degs)	Height (cm)	Polarity
1	* 3.808	37.68	PK-U	33.6	-28.5	0	42.78	-	-	74	-31.22	-	-	0	280	H
	* 3.812	27.36	ADR	33.6	-28.5	.1	32.56	54	-21.44	-	-	-	-	0	280	H
2	* 7.688	35.01	PK-U	35.8	-24.6	0	46.21	-	-	74	-27.79	-	-	307	159	V
	* 7.686	24.71	ADR	35.8	-24.7	.1	35.91	54	-18.09	-	-	-	-	307	159	V
3	* 10.61	36.8	PK-U	37.8	-21.1	0	53.5	-	-	74	-20.5	-	-	303	110	V
	* 10.61	25.96	ADR	37.8	-21.1	.1	42.76	54	-11.24	-	-	-	-	303	110	V
4	8.593	34.19	PK-U	35.9	-22.3	0	47.79	-	-	-	-	68.2	-20.41	95	201	V
5	* 10.62	36.44	PK-U	37.8	-21.3	0	52.94	-	-	74	-21.06	-	-	17	297	H
	* 10.62	25.07	ADR	37.8	-21.3	.1	41.67	54	-12.33	-	-	-	-	17	297	H
6	* 11.783	34.11	PK-U	38.7	-20.9	0	51.91	-	-	74	-22.09	-	-	349	238	H
	* 11.781	22.93	ADR	38.7	-21	.1	40.73	54	-13.27	-	-	-	-	349	238	H

* - indicates frequency in CFR47 Pt 15 / IC RSS-Restricted Band
PK-U - U-NII: Maximum Peak
ADR - U-NII AD primary method, RMS average

This report shall not be reproduced except in full, without the written approval of UL Verification Services Inc.

9.2.16. 11ac HT80 ANTENNA A SISO MODE IN THE 5.3GHz BAND

AUTHORIZED BANDEDGE (HIGH CHANNEL)

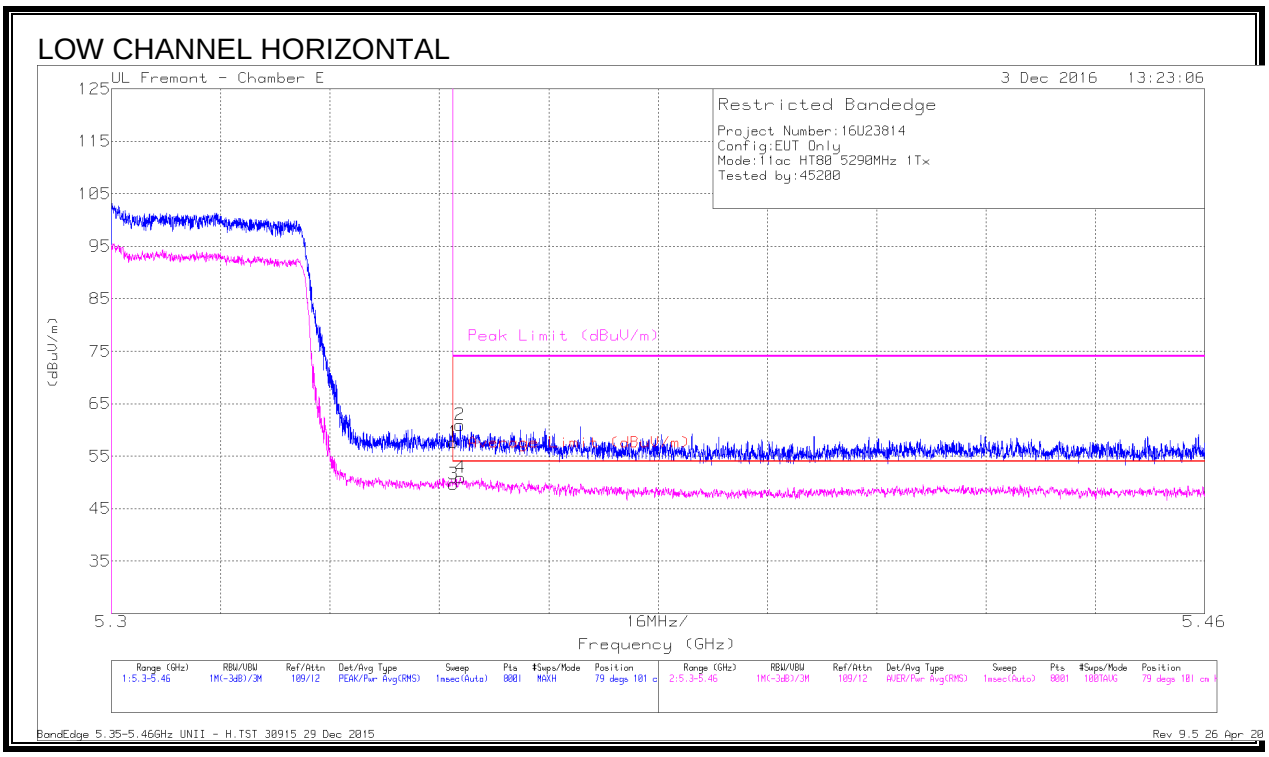

Marker	Frequency (GHz)	Meter Reading (dBuV)	Det	AF T711 (dB/m)	Amp/ Cbl/Flt r/Pad (dB)	DC Corr (dB)	Corrected Reading (dBuV /m)	Average Limit (dBuV /m)	Margin (dB)	Peak Limit (dBuV /m)	PK Margin (dB)	Azimuth (Degs)	Height (cm)	Polarity
1	* 5.35	42.57	Pk	34.4	-19.3	0	57.67	-	-	74	-16.33	79	101	H
2	* 5.351	45.81	Pk	34.4	-19.3	0	60.91	-	-	74	-13.09	79	101	H
3	* 5.35	34.36	RMS	34.4	-19.3	.21	49.67	54	-4.33	-	-	79	101	H
4	* 5.351	35.66	RMS	34.4	-19.3	.21	50.97	54	-3.03	-	-	79	101	H

* - indicates frequency in CFR47 Pt 15 / IC RSS-Restricted Band
Pk - Peak detector
RMS - RMS detection

This report shall not be reproduced except in full, without the written approval of UL Verification Services Inc.

LOW CHANNEL VERTICAL

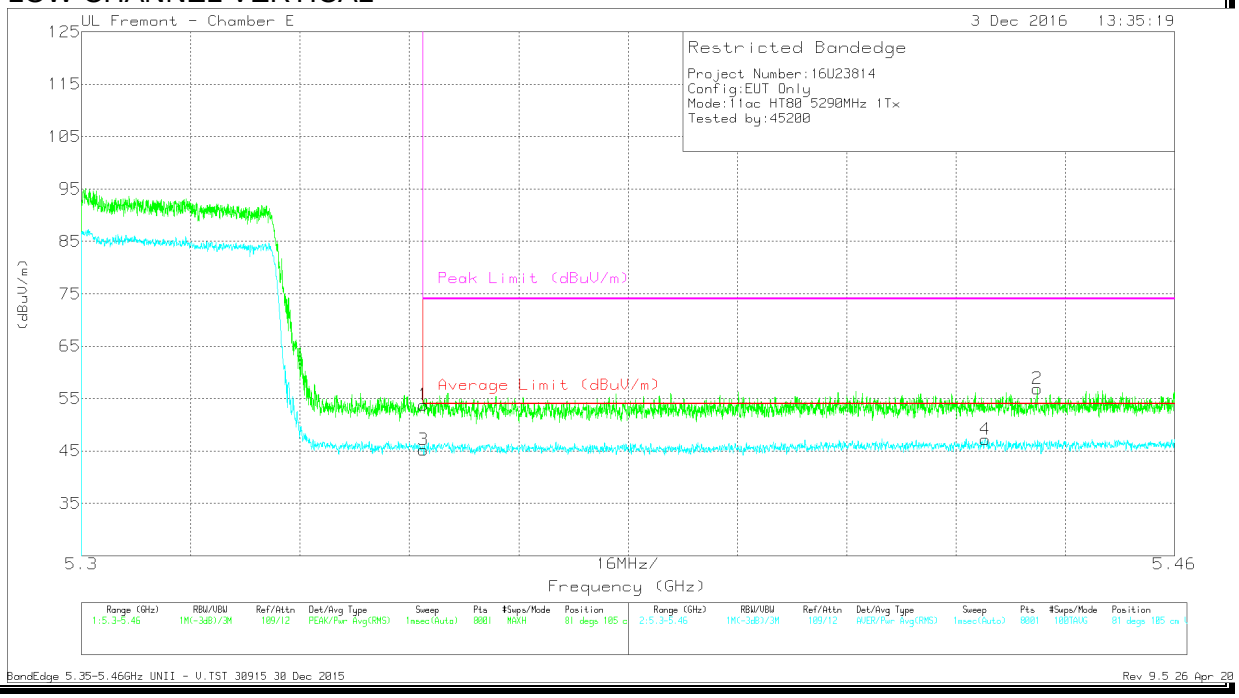

Marker	Frequency (GHz)	Meter Reading (dBuV)	Det	AF T711 (dB/m)	Amp/ Cbl/Fltr/Pad (dB)	DC Corr (dB)	Corrected Reading (dBuV/m)	Average Limit (dBuV/m)	Margin (dB)	Peak Limit (dBuV/m)	PK Margin (dB)	Azimuth (Degs)	Height (cm)	Polarity
1	* 5.35	38.71	Pk	34.4	-19.3	0	53.81	-	-	74	-20.19	81	105	V
2	* 5.44	41.83	Pk	34.4	-19.4	0	56.83	-	-	74	-17.17	81	105	V
3	* 5.35	30.15	RMS	34.4	-19.3	.21	45.46	54	-8.54	-	-	81	105	V
4	* 5.432	32.04	RMS	34.4	-19.3	.21	47.35	54	-6.65	-	-	81	105	V

* - indicates frequency in CFR47 Pt 15 / IC RSS-Restricted Band
Pk - Peak detector
RMS - RMS detection

UL VERIFICATION SERVICES INC. FORM NO: CCSUP4701J
47173 BENICIA STREET, FREMONT, CA 94538, USA TEL: (510) 771-1000 FAX: (510) 661-0888
This report shall not be reproduced except in full, without the written approval of UL Verification Services Inc.

HARMONICS AND SPURIOUS EMISSIONS

LOW CHANNEL HORIZONTAL

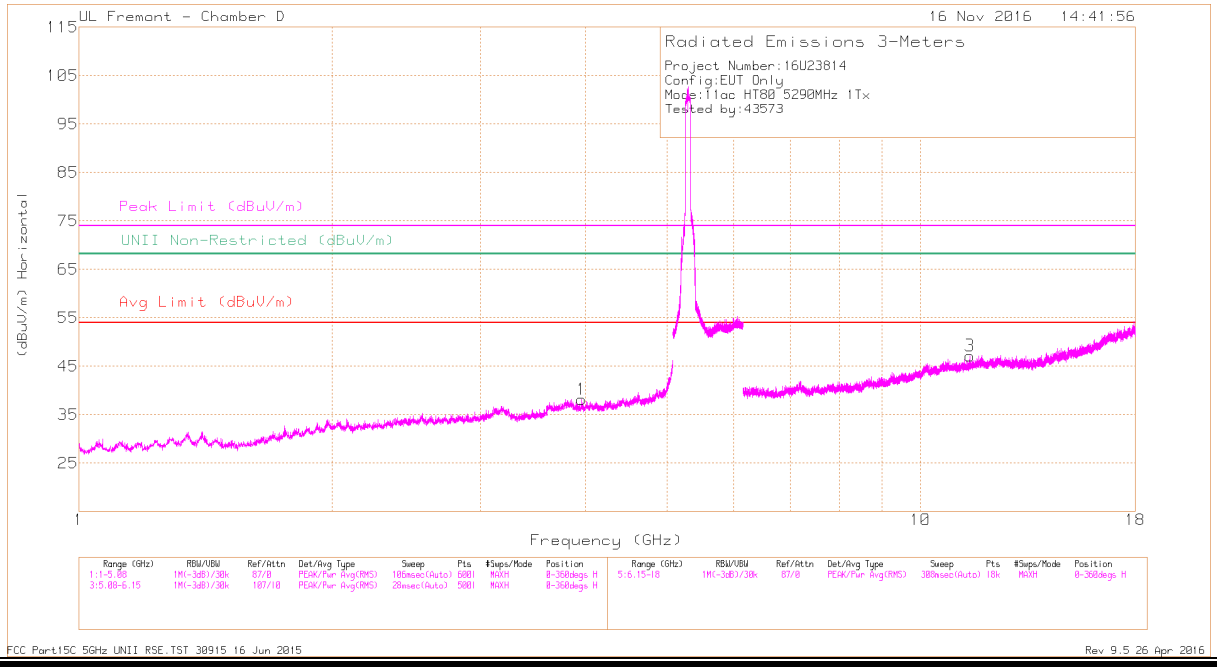

LOW CHANNEL VERTICAL

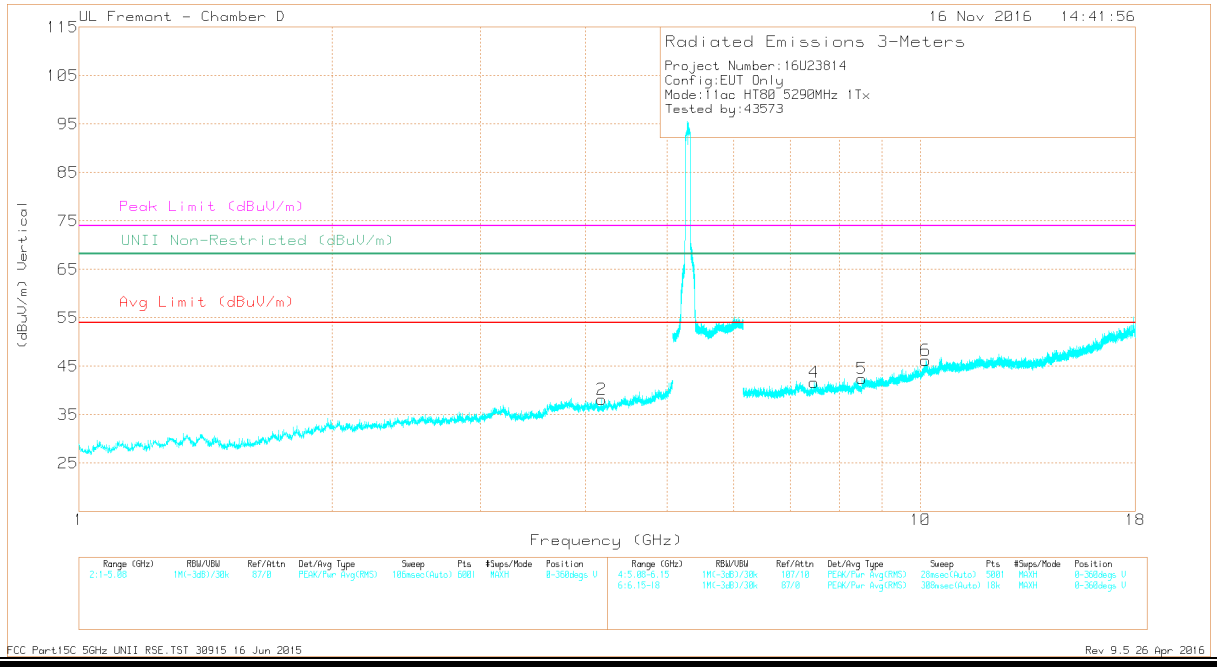

This report shall not be reproduced except in full, without the written approval of UL Verification Services Inc.

Markers	Frequency (GHz)	Meter Reading (dBuV)	Det	AF T712 (dB/m)	Amp/Cbl /Fltr/Pad (dB)	DC Corr (dB)	Corrected Reading (dBuV/m)	Avg Limit (dBuV/m)	Margin (dB)	Peak Limit (dBuV/m)	PK Margin (dB)	UNII Non-Restricted (dBuV/m)	PK Margin (dB)	Azimuth (Degs)	Height (cm)	Polarity
1	* 3.958	39.19	PK-U	33.4	-27.9	0	44.69	-	-	74	-29.31	-	-	84	115	H
	* 3.958	28.77	ADR	33.4	-27.9	.21	34.48	54	-19.52	-	-	-	-	84	115	H
2	* 4.18	38.83	PK-U	33.5	-28.1	0	44.23	-	-	74	-29.77	-	-	153	174	V
	* 4.18	28.4	ADR	33.5	-28.1	.21	34.01	54	-19.99	-	-	-	-	153	174	V
3	* 11.449	35.44	PK-U	38.3	-21.1	0	52.64	-	-	74	-21.36	-	-	40	125	H
	* 11.452	25.04	ADR	38.4	-21.1	.21	42.55	54	-11.45	-	-	-	-	40	125	H
4	* 7.477	36.19	PK-U	35.7	-24.1	0	47.79	-	-	74	-26.21	-	-	31	101	V
	* 7.476	26.2	ADR	35.7	-24.1	.21	38.01	54	-15.99	-	-	-	-	31	101	V
5	8.519	36.44	PK-U	35.8	-23.4	0	48.84	-	-	-	-	68.2	-19.36	149	204	V
6	10.141	34.97	PK-U	37.4	-20.4	0	51.97	-	-	-	-	68.2	-16.23	28	105	V

* - indicates frequency in CFR47 Pt 15 / IC RSS-Restricted Band
PK-U - U-NII: Maximum Peak
ADR - U-NII AD primary method, RMS average

UL VERIFICATION SERVICES INC. FORM NO: CCSUP4701J
47173 BENICIA STREET, FREMONT, CA 94538, USA TEL: (510) 771-1000 FAX: (510) 661-0888
This report shall not be reproduced except in full, without the written approval of UL Verification Services Inc.

9.2.17. 11ac HT80 ANTENNA B SISO MODE IN THE 5.3GHz BAND

AUTHORIZED BANDEDGE (HIGH CHANNEL)

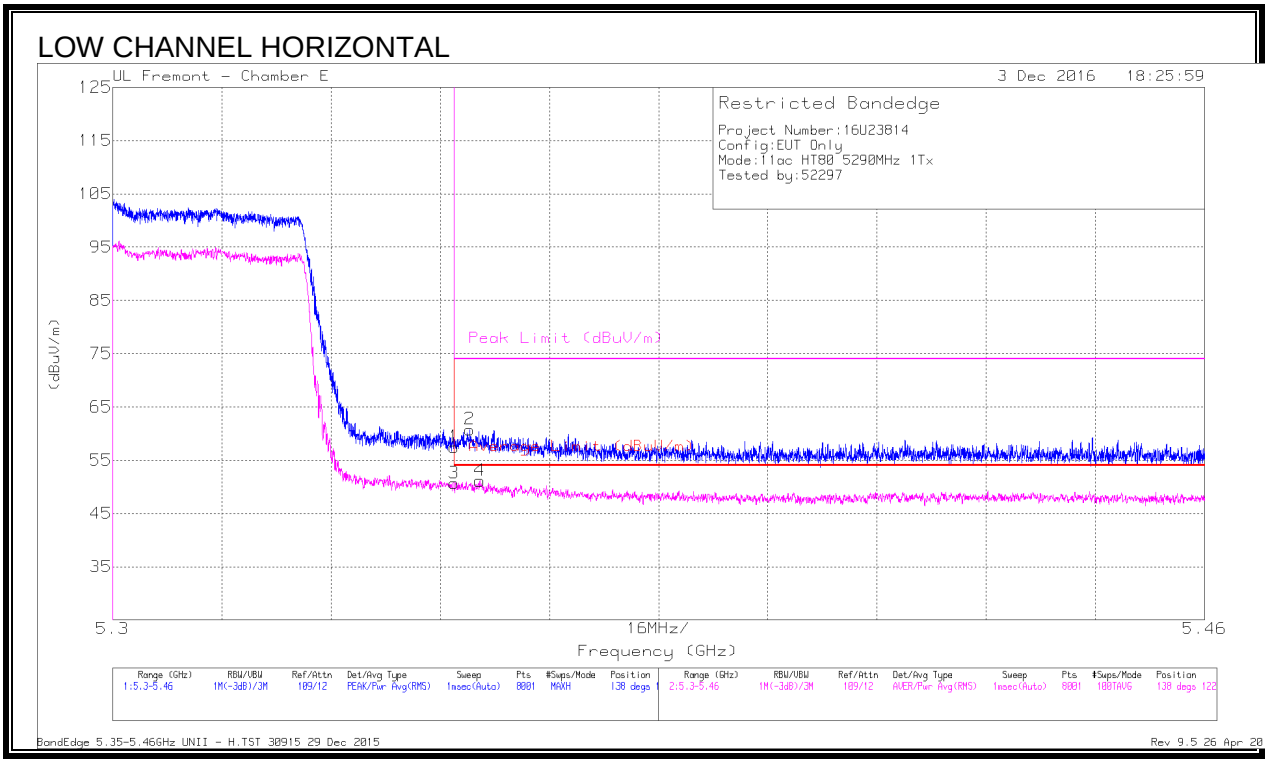

Marker	Frequency (GHz)	Meter Reading (dBuV)	Det	AF T711 (dB/m)	Amp/ Cbl/Fltr/Pad (dB)	DC Corr (dB)	Corrected Reading (dBuV/m)	Average Limit (dBuV/m)	Margin (dB)	Peak Limit (dBuV/m)	PK Margin (dB)	Azimuth (Degs)	Height (cm)	Polarity
1	* 5.35	42.35	Pk	34.4	-19.3	0	57.45	-	-	74	-16.55	138	122	H
2	* 5.352	45.67	Pk	34.4	-19.3	0	60.77	-	-	74	-13.23	138	122	H
3	* 5.35	35.37	RMS	34.4	-19.3	.21	50.68	54	-3.32	-	-	138	122	H
4	* 5.354	35.83	RMS	34.4	-19.3	.21	51.14	54	-2.86	-	-	138	122	H

* - indicates frequency in CFR47 Pt 15 / IC RSS-Restricted Band
Pk - Peak detector
RMS - RMS detection

This report shall not be reproduced except in full, without the written approval of UL Verification Services Inc.

LOW CHANNEL VERTICAL

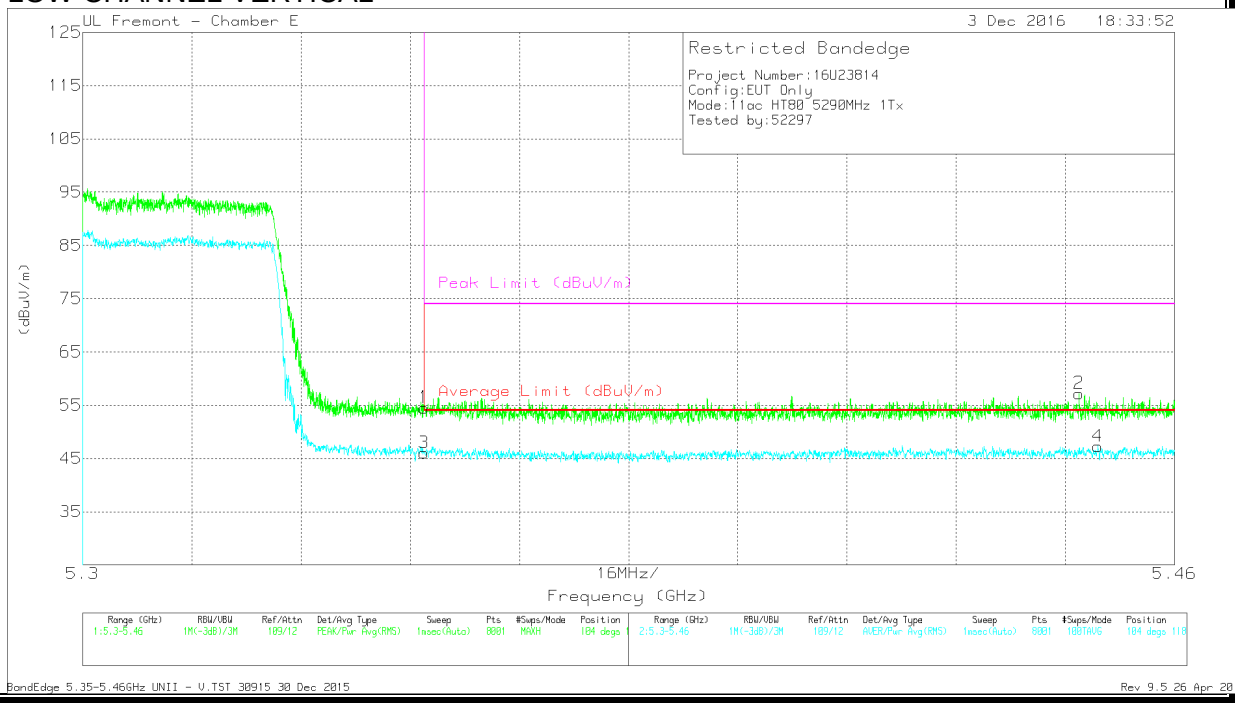

Marker	Frequency (GHz)	Meter Reading (dBuV)	Det	AF T711 (dB/m)	Amp/ Cbl/Fltr/Pad (dB)	DC Corr (dB)	Corrected Reading (dBuV/m)	Average Limit (dBuV/m)	Margin (dB)	Peak Limit (dBuV/m)	PK Margin (dB)	Azimuth (Degs)	Height (cm)	Polarity
1	* 5.35	39.42	Pk	34.4	-19.3	0	54.52	-	-	74	-19.48	104	118	V
2	* 5.446	42.09	Pk	34.4	-19.3	0	57.19	-	-	74	-16.81	104	118	V
3	* 5.35	30.96	RMS	34.4	-19.3	.21	46.27	54	-7.73	-	-	104	118	V
4	* 5.449	32.16	RMS	34.4	-19.3	.21	47.47	54	-6.53	-	-	104	118	V

* - indicates frequency in CFR47 Pt 15 / IC RSS-Restricted Band
Pk - Peak detector
RMS - RMS detection

This report shall not be reproduced except in full, without the written approval of UL Verification Services Inc.

HARMONICS AND SPURIOUS EMISSIONS

LOW CHANNEL HORIZONTAL

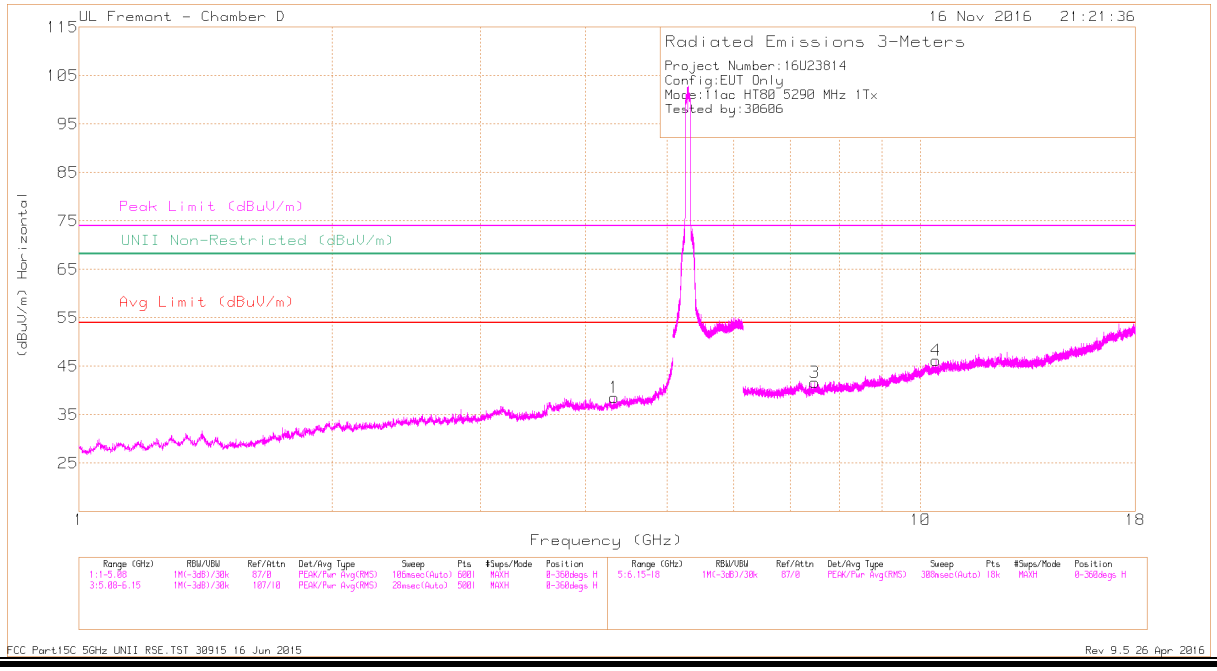

LOW CHANNEL VERTICAL

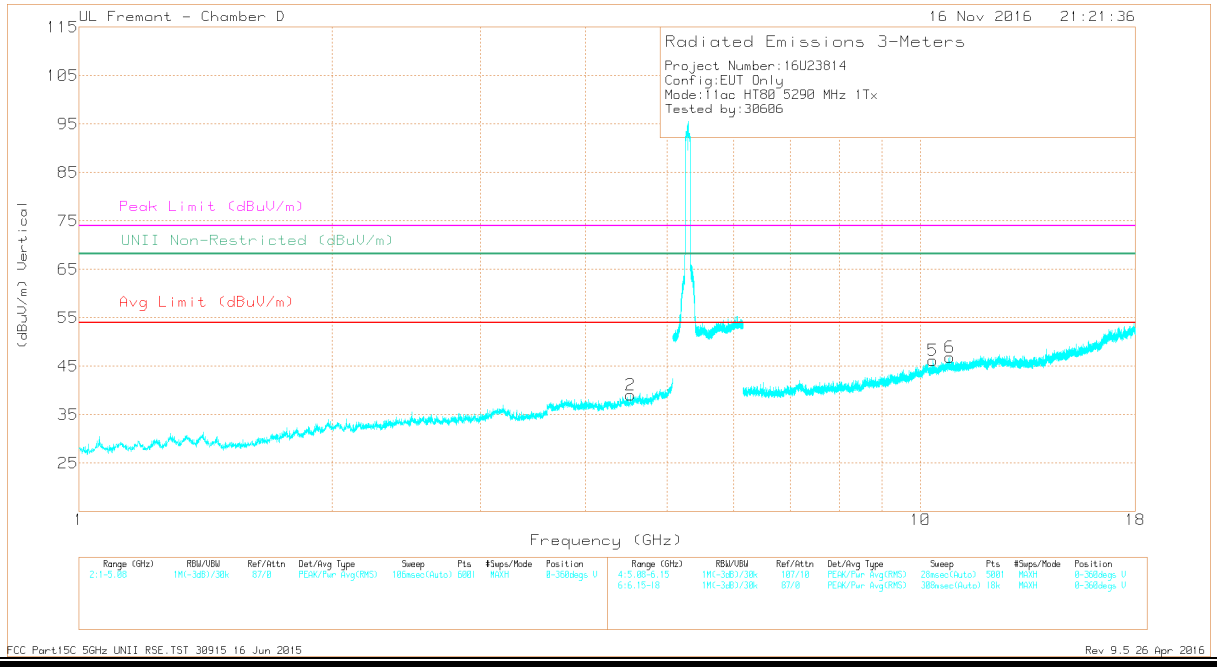

This report shall not be reproduced except in full, without the written approval of UL Verification Services Inc.

Marker	Frequency (GHz)	Meter Reading (dBuV)	Det	AF T712 (dB/m)	Amp/Cbl /Fltr/Pad (dB)	DC Corr (dB)	Corrected Reading (dBuV/m)	Avg Limit (dBuV/m)	Margin (dB)	Peak Limit (dBuV/m)	PK Margin (dB)	UNII Non-Restricted (dBuV/m)	PK Margin (dB)	Azimuth (Degs)	Height (cm)	Polarity
1	* 4.323	38.57	PK-U	33.6	-28.2	0	43.97	-	-	74	-30.03	-	-	328	201	H
	* 4.323	28.11	ADR	33.6	-28.2	.21	33.72	54	-20.28	-	-	-	-	328	201	H
2	* 4.523	40.56	PK-U	34	-28	0	46.56	-	-	74	-27.44	-	-	319	201	V
	* 4.523	28.25	ADR	34	-28	.21	34.46	54	-19.54	-	-	-	-	319	201	V
3	* 7.483	36.14	PK-U	35.7	-24.1	0	47.74	-	-	74	-26.26	-	-	332	102	H
	* 7.481	25.46	ADR	35.7	-24.1	.21	37.27	54	-16.73	-	-	-	-	332	102	H
4	10.434	34.74	PK-U	37.6	-21.4	0	50.94	-	-	-	-	68.2	-17.26	315	200	H
5	10.339	35.31	PK-U	37.5	-21.3	0	51.51	-	-	-	-	68.2	-16.69	298	102	V
6	* 10.833	34.58	PK-U	37.9	-20.6	0	51.88	-	-	74	-22.12	-	-	140	161	V
	* 10.836	24.09	ADR	37.9	-20.6	.21	41.6	54	-12.4	-	-	-	-	140	161	V

* - indicates frequency in CFR47 Pt 15 / IC RSS-Restricted Band
PK-U - U-NII: Maximum Peak
ADR - U-NII AD primary method, RMS average

UL VERIFICATION SERVICES INC. FORM NO: CCSUP4701J
47173 BENICIA STREET, FREMONT, CA 94538, USA TEL: (510) 771-1000 FAX: (510) 661-0888
This report shall not be reproduced except in full, without the written approval of UL Verification Services Inc.

9.2.18. 11ac HT80 2TX CDD MIMO MODE IN THE 5.3GHz BAND

AUTHORIZED BANDEDGE (HIGH CHANNEL)

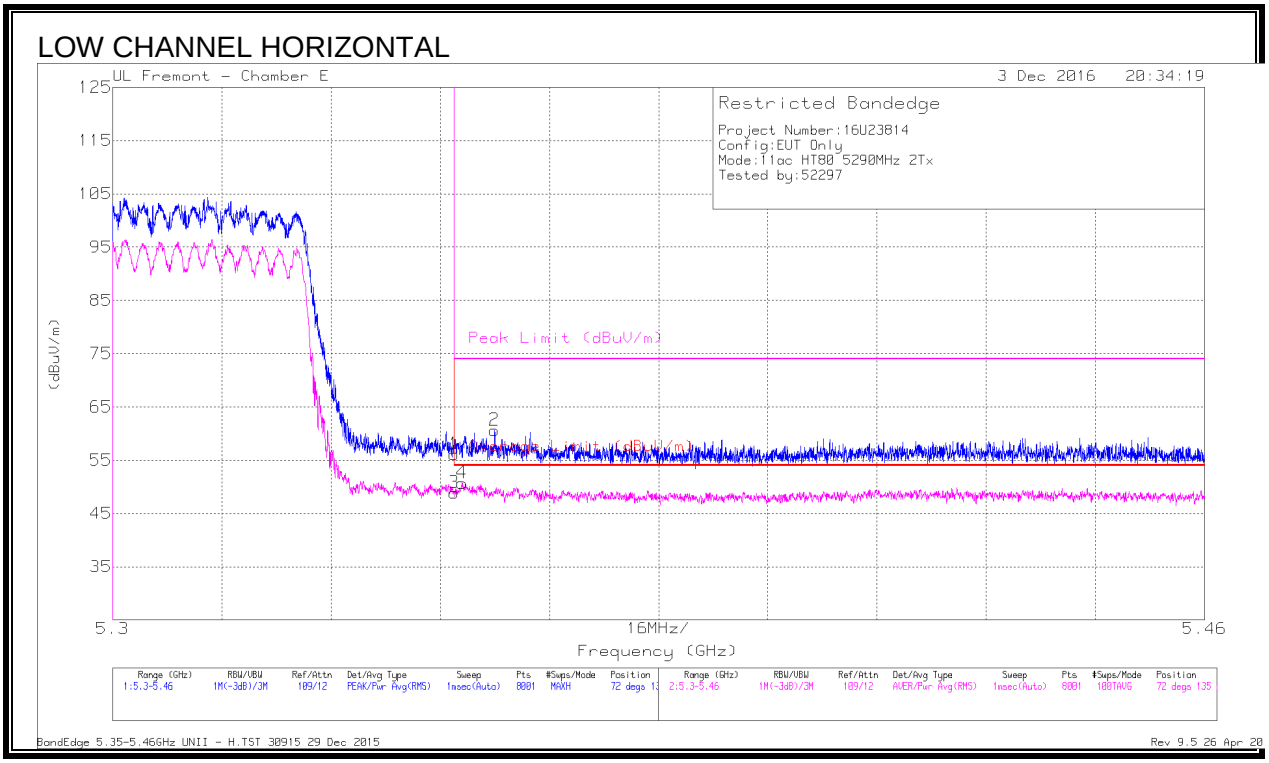

Marker	Frequency (GHz)	Meter Reading (dBuV)	Det	AF T711 (dB/m)	Amp/ Cbl/Fltr/Pad (dB)	DC Corr (dB)	Corrected Reading (dBuV/m)	Average Limit (dBuV/m)	Margin (dB)	Peak Limit (dBuV/m)	PK Margin (dB)	Azimuth (Degs)	Height (cm)	Polarity
1	* 5.35	41.01	Pk	34.4	-19.3	0	56.11	-	-	74	-17.89	72	135	H
2	* 5.356	45.53	Pk	34.4	-19.3	0	60.63	-	-	74	-13.37	72	135	H
3	* 5.35	33.59	RMS	34.4	-19.3	.2	48.89	54	-5.11	-	-	72	135	H
4	* 5.351	35.43	RMS	34.4	-19.3	.2	50.73	54	-3.27	-	-	72	135	H

* - indicates frequency in CFR47 Pt 15 / IC RSS-Restricted Band
Pk - Peak detector
RMS - RMS detection

This report shall not be reproduced except in full, without the written approval of UL Verification Services Inc.

LOW CHANNEL VERTICAL

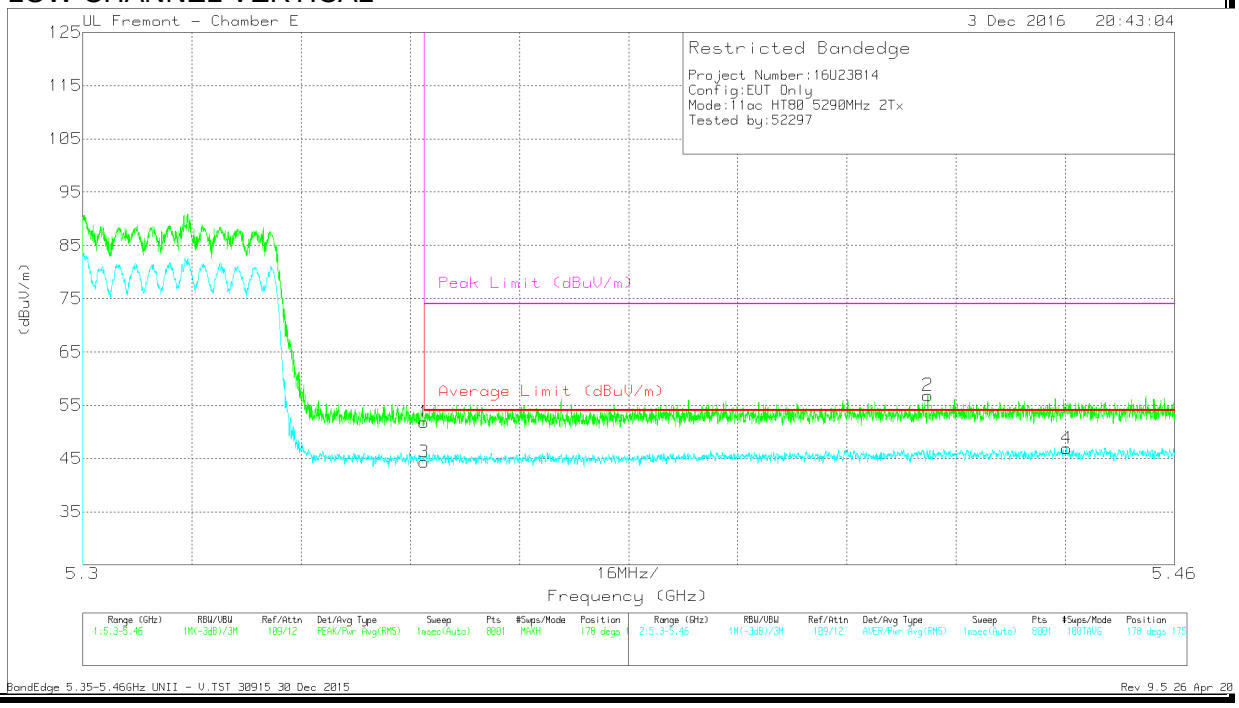

Marker	Frequency (GHz)	Meter Reading (dBuV)	Det	AF T711 (dB/m)	Amp/Cbl/ Fltr/Pad (dB)	DC Corr (dB)	Corrected Reading (dBuV/m)	Average Limit (dBuV/m)	Margin (dB)	Peak Limit (dBuV/m)	PK Margin (dB)	Azimuth (Degs)	Height (cm)	Polarity
1	* 5.35	36.68	Pk	34.4	-19.3	0	51.78	-	-	74	-22.22	178	175	V
2	* 5.424	41.72	Pk	34.4	-19.3	0	56.82	-	-	74	-17.18	178	175	V
3	* 5.35	29.24	RMS	34.4	-19.3	.2	44.54	54	-9.46	-	-	178	175	V
4	* 5.444	31.78	RMS	34.4	-19.3	.2	47.08	54	-6.92	-	-	178	175	V

* - indicates frequency in CFR47 Pt 15 / IC RSS-Restricted Band
Pk - Peak detector
RMS - RMS detection

UL VERIFICATION SERVICES INC. FORM NO: CCSUP4701J
47173 BENICIA STREET, FREMONT, CA 94538, USA TEL: (510) 771-1000 FAX: (510) 661-0888
This report shall not be reproduced except in full, without the written approval of UL Verification Services Inc.

HARMONICS AND SPURIOUS EMISSIONS

LOW CHANNEL HORIZONTAL

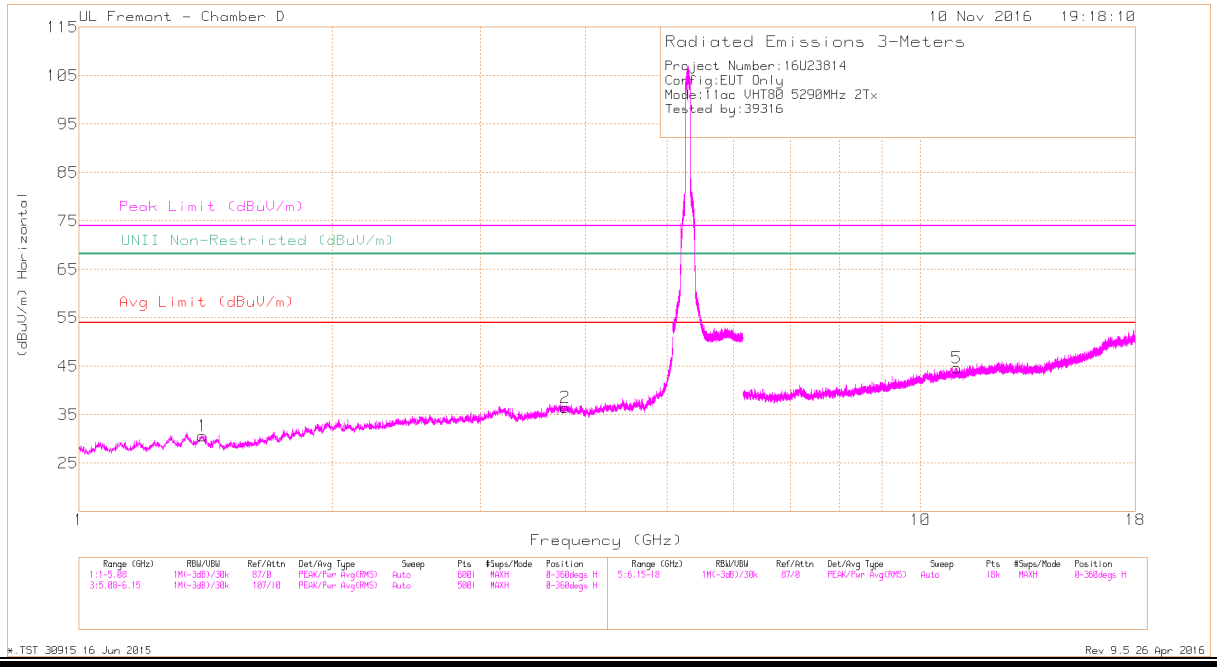

LOW CHANNEL VERTICAL

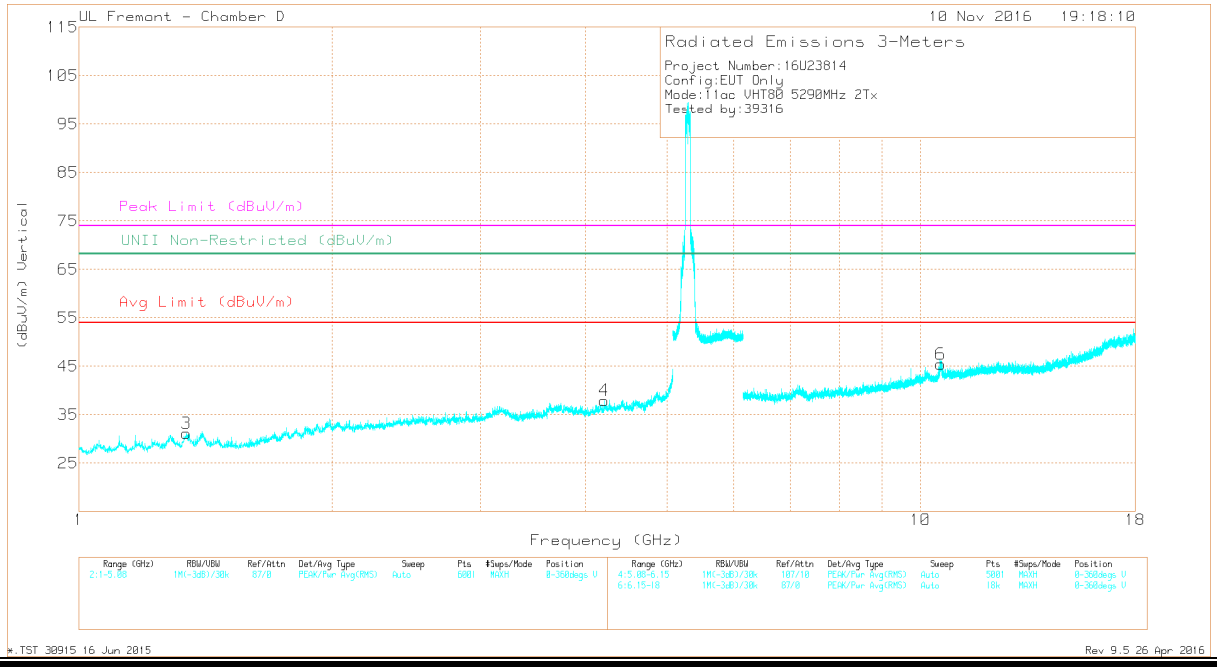

This report shall not be reproduced except in full, without the written approval of UL Verification Services Inc.

Markers	Frequency (GHz)	Meter Reading (dBuV)	Det	AF T712 (dB/m)	Amp/Cbl /Fltr/Pad (dB)	DC Corr (dB)	Corrected Reading (dBuV/m)	Avg Limit (dBuV/m)	Margin (dB)	Peak Limit (dBuV/m)	PK Margin (dB)	UNII Non-Restricted (dBuV/m)	PK Margin (dB)	Azimuth (Degs)	Height (cm)	Polarity
1	* 1.403	40.57	PK-U	28.9	-31.2	0	38.27	-	-	74	-35.73	-	-	281	159	H
	* 1.402	29.47	ADR	28.9	-31.2	.2	27.37	54	-26.63	-	-	-	-	281	159	H
2	* 3.784	38.41	PK-U	33.5	-28.5	0	43.41	-	-	74	-30.59	-	-	236	177	H
	* 3.785	27.82	ADR	33.5	-28.5	.2	33.02	54	-20.98	-	-	-	-	236	177	H
3	* 1.34	40.92	PK-U	28.9	-31.3	0	38.52	-	-	74	-35.48	-	-	273	147	V
	* 1.34	30.39	ADR	28.9	-31.3	.2	28.19	54	-25.81	-	-	-	-	273	147	V
4	* 4.209	37.66	PK-U	33.5	-27.7	0	43.46	-	-	74	-30.54	-	-	180	120	V
	* 4.209	27.19	ADR	33.5	-27.7	.2	33.19	54	-20.81	-	-	-	-	180	120	V
5	* 11.038	34.49	PK-U	38	-21	0	51.49	-	-	74	-22.51	-	-	117	140	H
	* 11.039	23.69	ADR	38	-21	.2	40.89	54	-13.11	-	-	-	-	117	140	H
6	10.565	36.55	PK-U	37.7	-21	0	53.25	-	-	-	-	68.2	-14.95	84	103	V

* - indicates frequency in CFR47 Pt 15 / IC RSS-Restricted Band
PK-U - U-NII: Maximum Peak
ADR - U-NII AD primary method, RMS average

UL VERIFICATION SERVICES INC. FORM NO: CCSUP4701J
47173 BENICIA STREET, FREMONT, CA 94538, USA TEL: (510) 771-1000 FAX: (510) 661-0888
This report shall not be reproduced except in full, without the written approval of UL Verification Services Inc.

9.2.19. 11n HT20 ANTENNA A SISO MODE IN THE 5.6GHz BAND

RESTRICTED BANDEDGE (LOW CHANNEL)

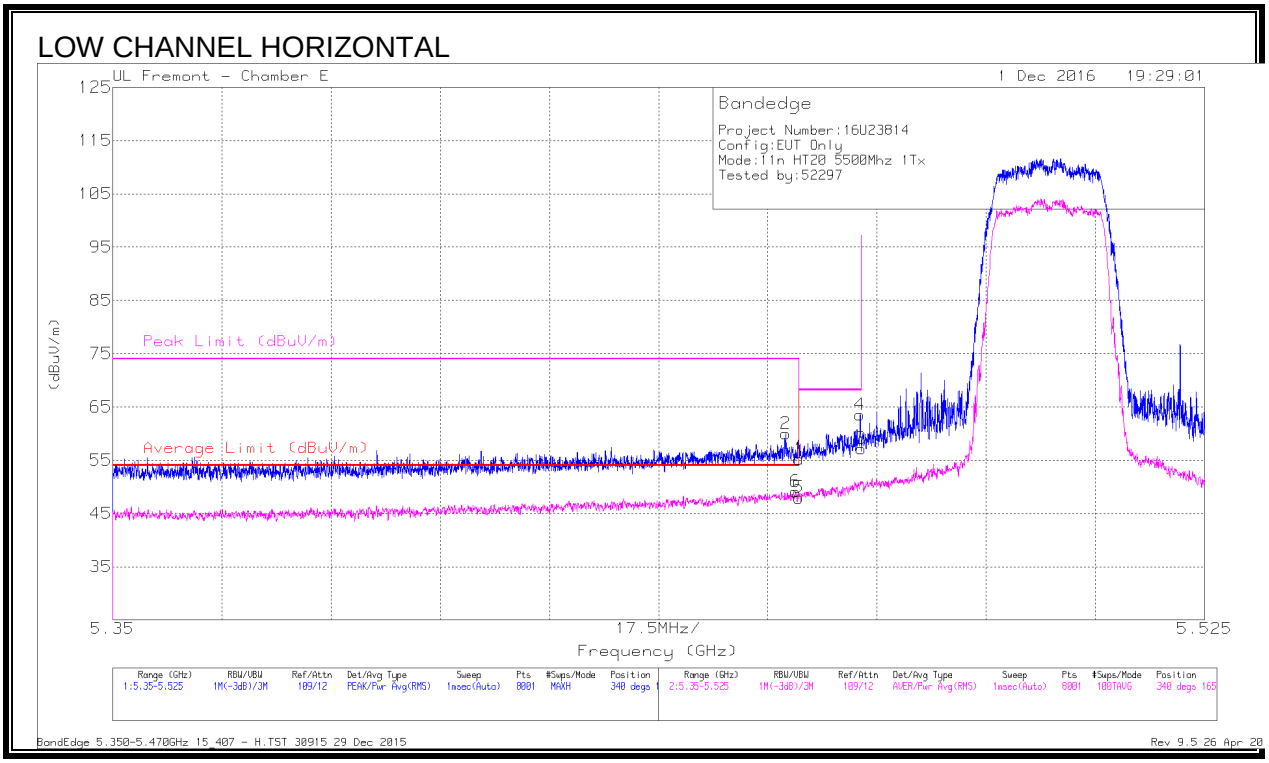

Marker	Frequency (GHz)	Meter Reading (dBuV)	Det	AF T711 (dB/m)	Amp/Cbl/ Fltr/Pad (dB)	Corrected Reading (dBuV/m)	Average Limit (dBuV/m)	Margin (dB)	Peak Limit (dBuV/m)	PK Margin (dB)	Azimuth (Degs)	Height (cm)	Polarity
1	* 5.46	40.09	Pk	34.4	-19.3	55.19	-	-	74	-18.81	340	165	H
2	* 5.458	44.86	Pk	34.4	-19.3	59.96	-	-	74	-14.04	340	165	H
3	5.47	42.16	Pk	34.4	-19.4	57.16	-	-	68.2	-11.04	340	165	H
4	5.47	48.52	Pk	34.4	-19.4	63.52	-	-	68.2	-4.68	340	165	H
5	* 5.46	32.87	RMS	34.4	-19.3	47.97	54	-6.03	-	-	340	165	H
6	* 5.459	33.98	RMS	34.4	-19.3	49.08	54	-4.92	-	-	340	165	H

* - indicates frequency in CFR47 Pt 15 / IC RSS-Restricted Band
Pk - Peak detector
RMS - RMS detection

This report shall not be reproduced except in full, without the written approval of UL Verification Services Inc.

LOW CHANNEL VERTICAL

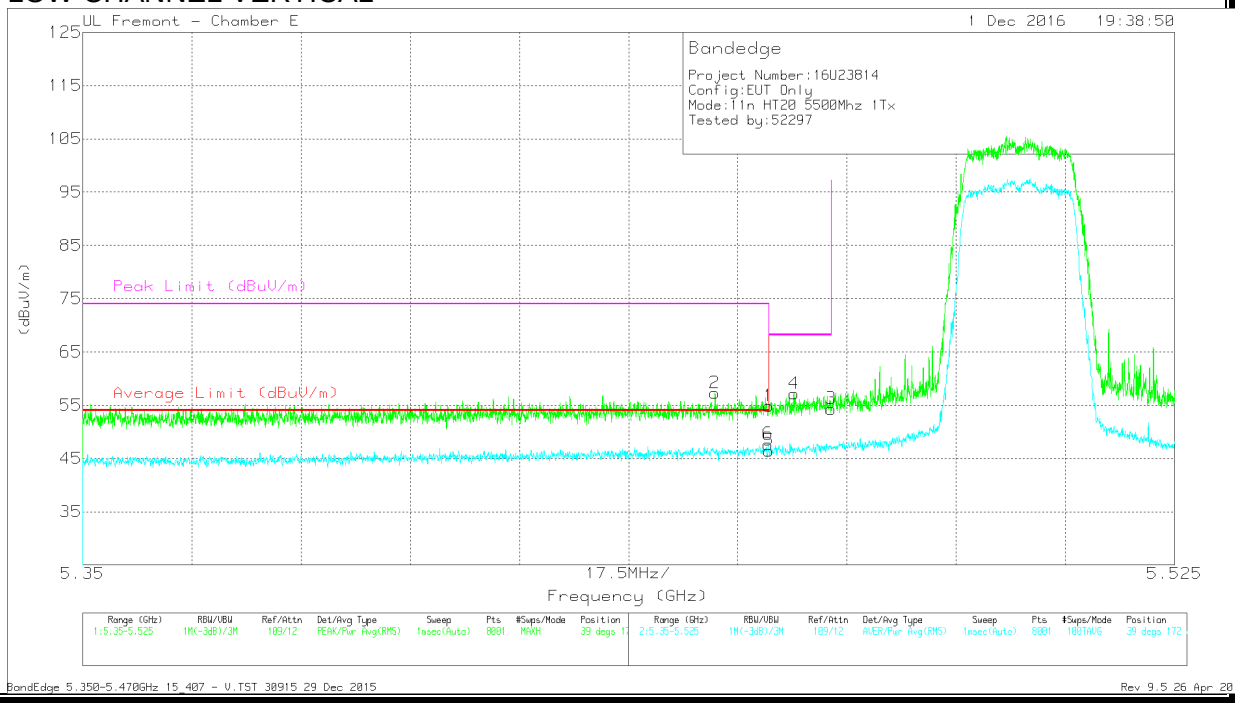

Marker	Frequency (GHz)	Meter Reading (dBuV)	Det	AF T711 (dB/m)	Amp/Cbl/Fltr/Pad (dB)	Corrected Reading (dBuV/m)	Average Limit (dBuV/m)	Margin (dB)	Peak Limit (dBuV/m)	PK Margin (dB)	Azimuth (Degs)	Height (cm)	Polarity
1	* 5.46	39.75	Pk	34.4	-19.3	54.85	-	-	74	-19.15	39	172	V
2	* 5.451	42.28	Pk	34.4	-19.4	57.28	-	-	74	-16.72	39	172	V
3	5.47	39.31	Pk	34.4	-19.4	54.31	-	-	68.2	-13.89	39	172	V
4	5.464	42.06	Pk	34.4	-19.3	57.16	-	-	68.2	-11.04	39	172	V
5	* 5.46	31.38	RMS	34.4	-19.3	46.48	54	-7.52	-	-	39	172	V
6	* 5.46	32.59	RMS	34.4	-19.3	47.69	54	-6.31	-	-	39	172	V

* - indicates frequency in CFR47 Pt 15 / IC RSS-Restricted Band
Pk - Peak detector
RMS - RMS detection

This report shall not be reproduced except in full, without the written approval of UL Verification Services Inc.

AUTHORIZED BANDEDGE (HIGH CHANNEL)

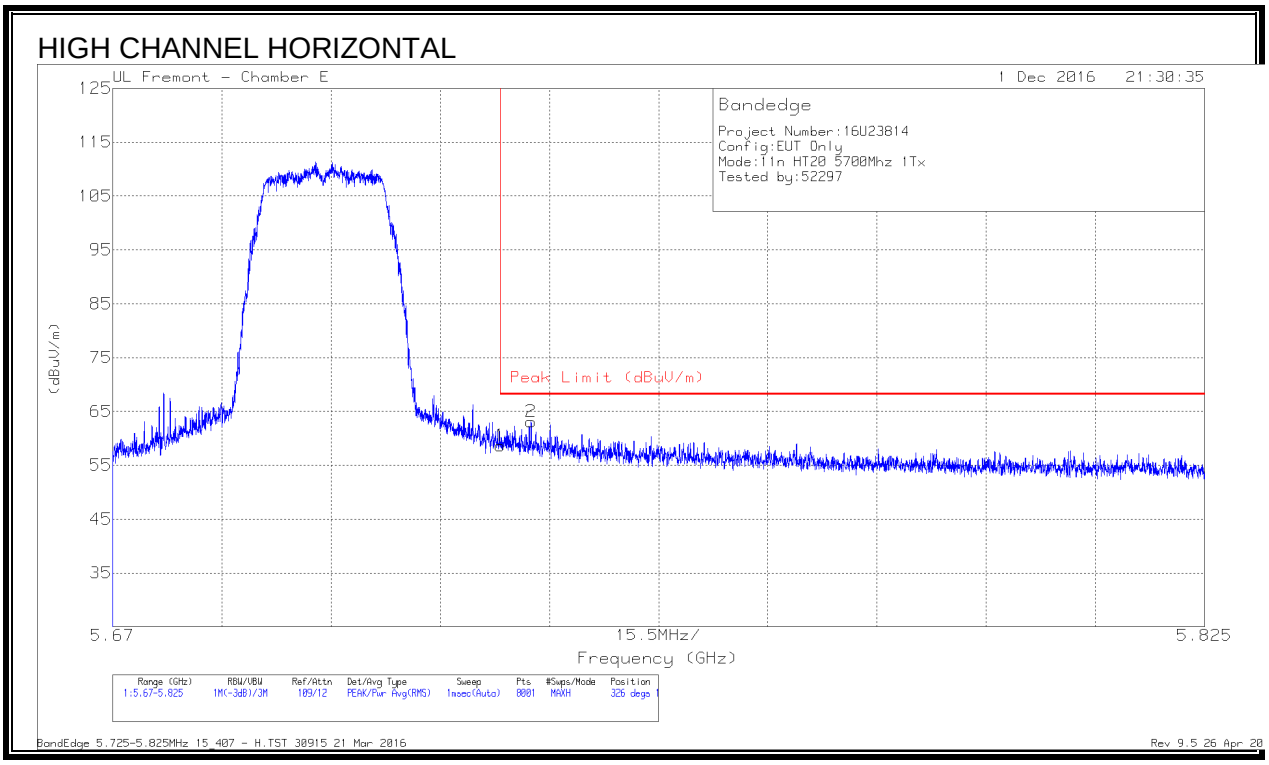

Marker	Frequency (GHz)	Meter Reading (dBuV)	Det	AF T711 (dB/m)	Amp/Cbl/Fltr/Pad (dB)	Corrected Reading (dBuV/m)	Peak Limit (dBuV/m)	PK Margin (dB)	Azimuth (Degs)	Height (cm)	Polarity
1	5.725	43.33	Pk	34.9	-19.6	58.63	68.2	-9.57	326	167	H
2	5.729	47.68	Pk	34.9	-19.5	63.08	68.2	-5.12	326	167	H

Pk - Peak detector

UL VERIFICATION SERVICES INC. FORM NO: CCSUP4701J
47173 BENICIA STREET, FREMONT, CA 94538, USA TEL: (510) 771-1000 FAX: (510) 661-0888
This report shall not be reproduced except in full, without the written approval of UL Verification Services Inc.

HIGH CHANNEL VERTICAL

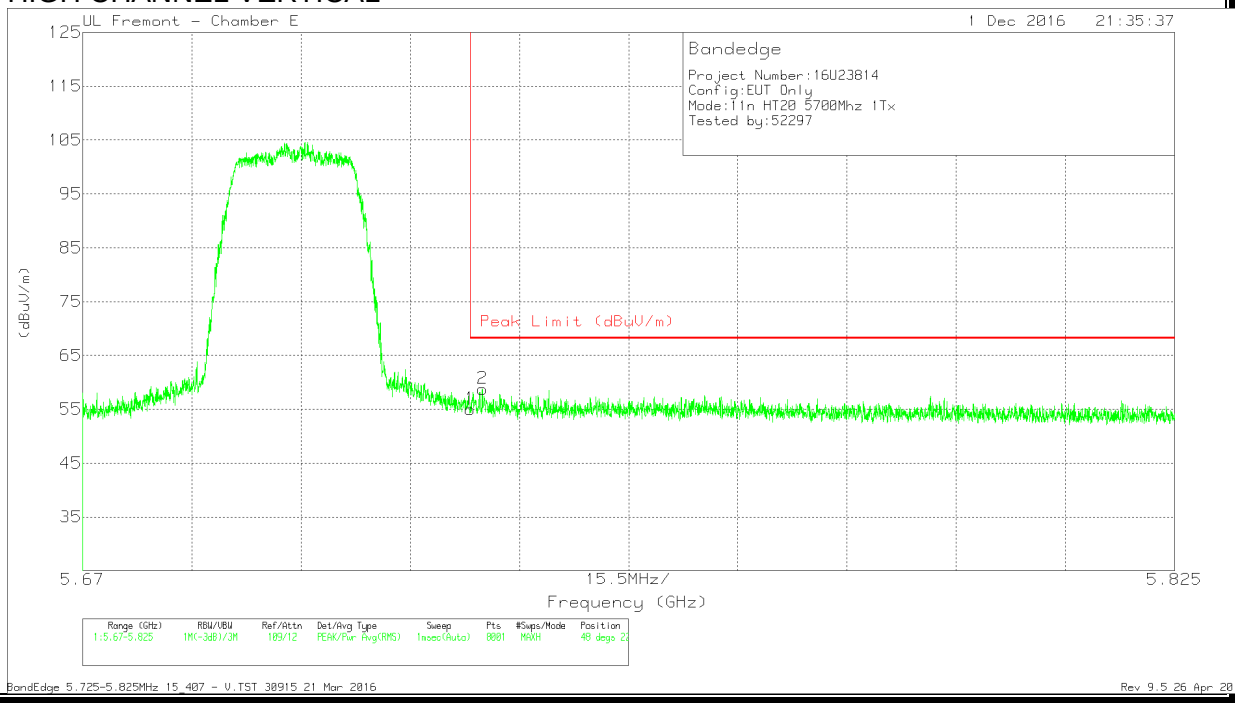

Marker	Frequency (GHz)	Meter Reading (dBuV)	Det	AF T711 (dB/m)	Amp/Cbl/Fltr/Pad (dB)	Corrected Reading (dBuV/m)	Peak Limit (dBuV/m)	PK Margin (dB)	Azimuth (Degs)	Height (cm)	Polarity
1	5.725	39.73	Pk	34.9	-19.6	55.03	68.2	-13.17	48	227	V
2	5.727	43.41	Pk	34.9	-19.5	58.81	68.2	-9.39	48	227	V

Pk - Peak detector

UL VERIFICATION SERVICES INC. FORM NO: CCSUP4701J
47173 BENICIA STREET, FREMONT, CA 94538, USA TEL: (510) 771-1000 FAX: (510) 661-0888
This report shall not be reproduced except in full, without the written approval of UL Verification Services Inc.

HARMONICS AND SPURIOUS EMISSIONS

LOW CHANNEL HORIZONTAL

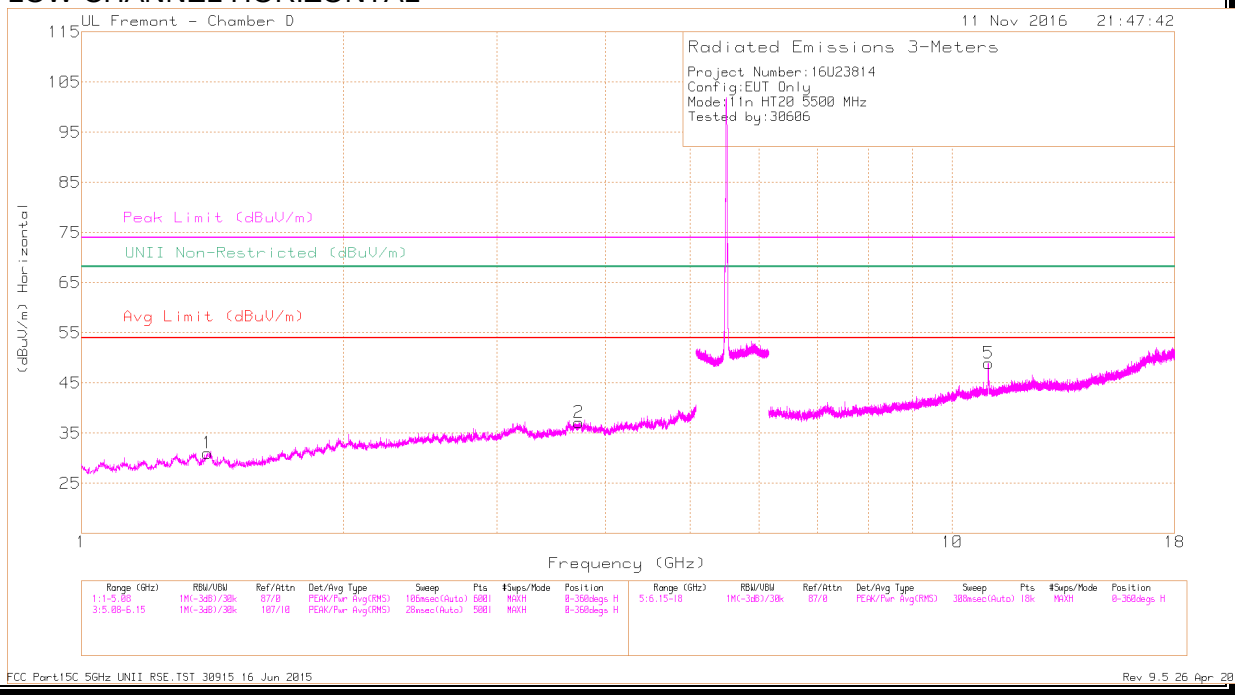

LOW CHANNEL VERTICAL

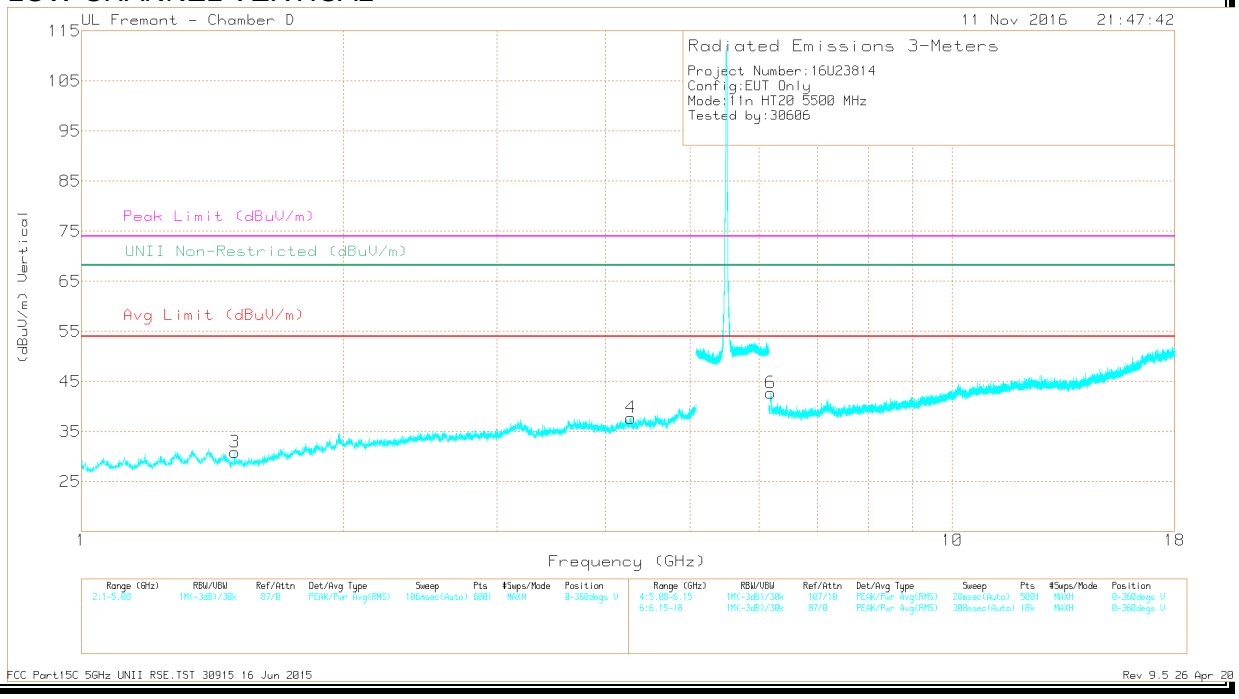

This report shall not be reproduced except in full, without the written approval of UL Verification Services Inc.

Market	Frequency (GHz)	Meter Reading (dBuV)	Det	AF T712 (dB/m)	Amp/Cbl /Fltr/Pad (dB)	Corrected Reading (dBuV/m)	Avg Limit (dBuV/m)	Margin (dB)	Peak Limit (dBuV/m)	PK Margin (dB)	UNII Non-Restricted (dBuV/m)	PK Margin (dB)	Azimuth (Degs)	Height (cm)	Polarity
1	* 1.396	41.02	PK-U	29	-31.2	38.82	-	-	74	-35.18	-	-	281	145	H
	* 1.396	29.94	ADR	29	-31.2	27.74	54	-26.26	-	-	-	-	281	145	H
2	* 3.726	38.34	PK-U	33.5	-28.9	42.94	-	-	74	-31.06	-	-	227	164	H
	* 3.726	28.1	ADR	33.5	-28.9	32.7	54	-21.3	-	-	-	-	227	164	H
3	* 1.5	40.48	PK-U	27.8	-31.6	36.68	-	-	74	-37.32	-	-	137	208	V
	* 1.499	29.7	ADR	27.9	-31.6	26	54	-28	-	-	-	-	137	208	V
4	* 4.277	38.18	PK-U	33.5	-27.6	44.08	-	-	74	-29.92	-	-	187	179	V
	* 4.277	27.47	ADR	33.5	-27.6	33.37	54	-20.63	-	-	-	-	187	179	V
5	* 11	39.38	PK-U	38	-21.1	56.28	-	-	74	-17.72	-	-	229	251	H
	* 11	29.69	ADR	38	-21.2	46.49	54	-7.51	-	-	-	-	229	251	H
6	6.186	40.32	PK-U	35.5	-26.2	49.62	-	-	-	-	68.2	-18.58	296	258	V

* - indicates frequency in CFR47 Pt 15 / IC RSS-Restricted Band
PK-U - U-NII: Maximum Peak
ADR - U-NII AD primary method, RMS average

UL VERIFICATION SERVICES INC. FORM NO: CCSUP4701J
47173 BENICIA STREET, FREMONT, CA 94538, USA TEL: (510) 771-1000 FAX: (510) 661-0888
This report shall not be reproduced except in full, without the written approval of UL Verification Services Inc.

MID CHANNEL HORIZONTAL

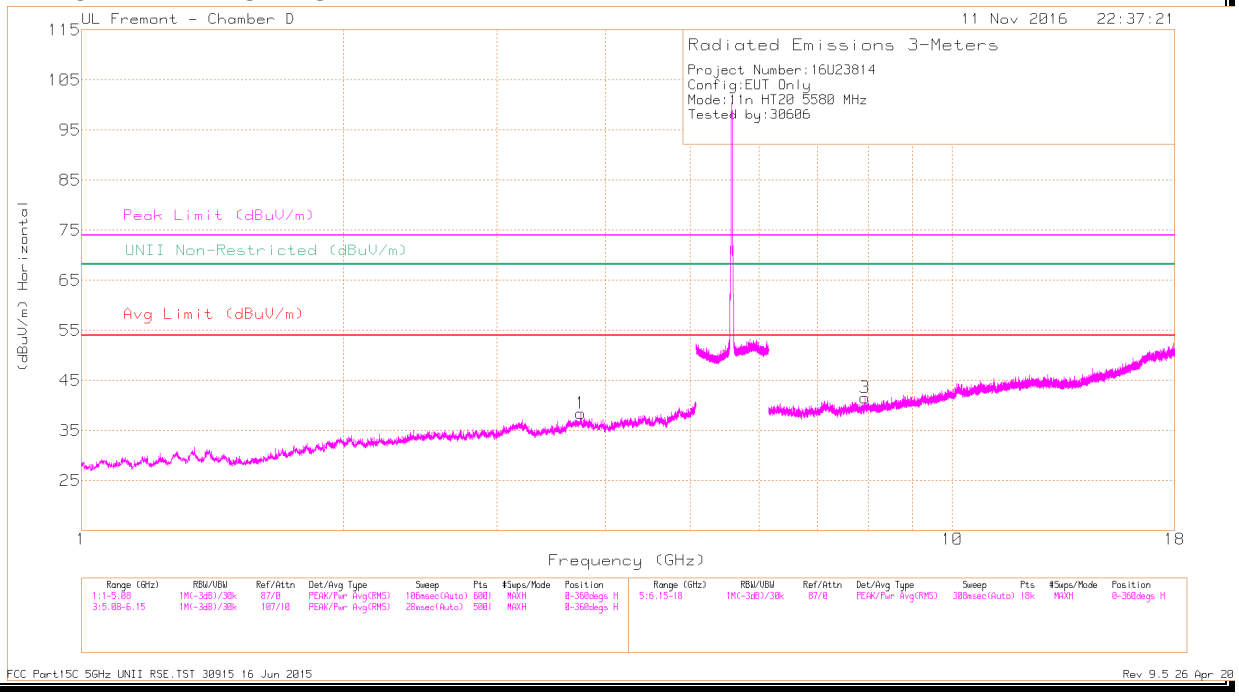

MID CHANNEL VERTICAL

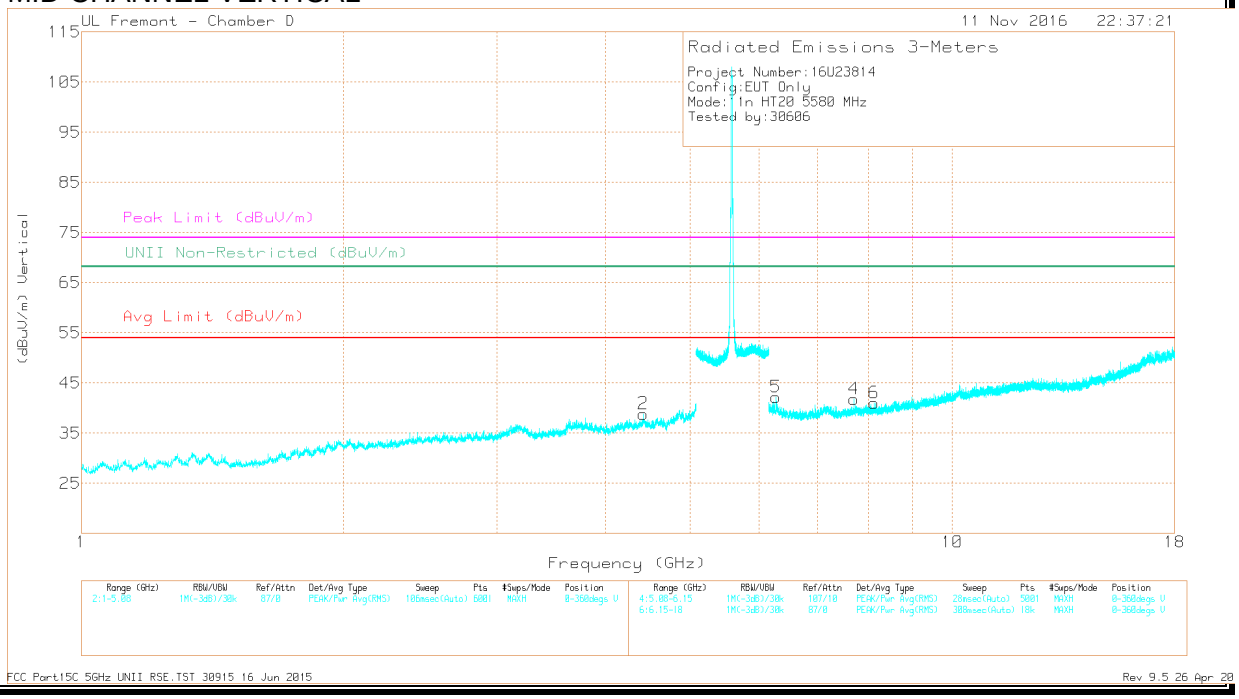

This report shall not be reproduced except in full, without the written approval of UL Verification Services Inc.

Marker	Frequency (GHz)	Meter Reading (dBuV)	Det	AF T712 (dB/m)	Amp/Cbl/Fltr/Pad (dB)	Corrected Reading (dBuV/m)	Avg Limit (dBuV/m)	Margin (dB)	Peak Limit (dBuV/m)	PK Margin (dB)	UNII Non-Restricted (dBuV/m)	PK Margin (dB)	Azimuth (Degs)	Height (cm)	Polarity
1	* 3.745	37.99	PK-U	33.5	-28.8	42.69	-	-	74	-31.31	-	-	248	273	H
	* 3.745	27.32	ADR	33.5	-28.8	32.02	54	-21.98	-	-	-	-	303	201	H
2	4.418	38.44	PK-U	33.9	-27.1	45.24	-	-	-	-	68.2	-22.96	101	327	V
3	7.937	36.16	PK-U	35.9	-24	48.06	-	-	-	-	68.2	-20.14	28	196	H
4	* 7.714	34.58	PK-U	35.8	-24.1	46.28	-	-	74	-27.72	-	-	49	102	V
	* 7.712	24.47	ADR	35.8	-24.1	36.17	54	-17.83	-	-	-	-	321	102	V
5	6.271	36.68	PK-U	35.6	-25.9	46.38	-	-	-	-	68.2	-21.82	80	102	V
6	* 8.136	34.87	PK-U	35.8	-23.5	47.17	-	-	74	-26.83	-	-	320	102	V
	* 8.134	23.96	ADR	35.8	-23.5	36.26	54	-17.74	-	-	-	-	324	102	V

* - indicates frequency in CFR47 Pt 15 / IC RSS-Restricted Band
PK-U - U-NII: Maximum Peak
ADR - U-NII AD primary method, RMS average

This report shall not be reproduced except in full, without the written approval of UL Verification Services Inc.

HIGH CHANNEL HORIZONTAL

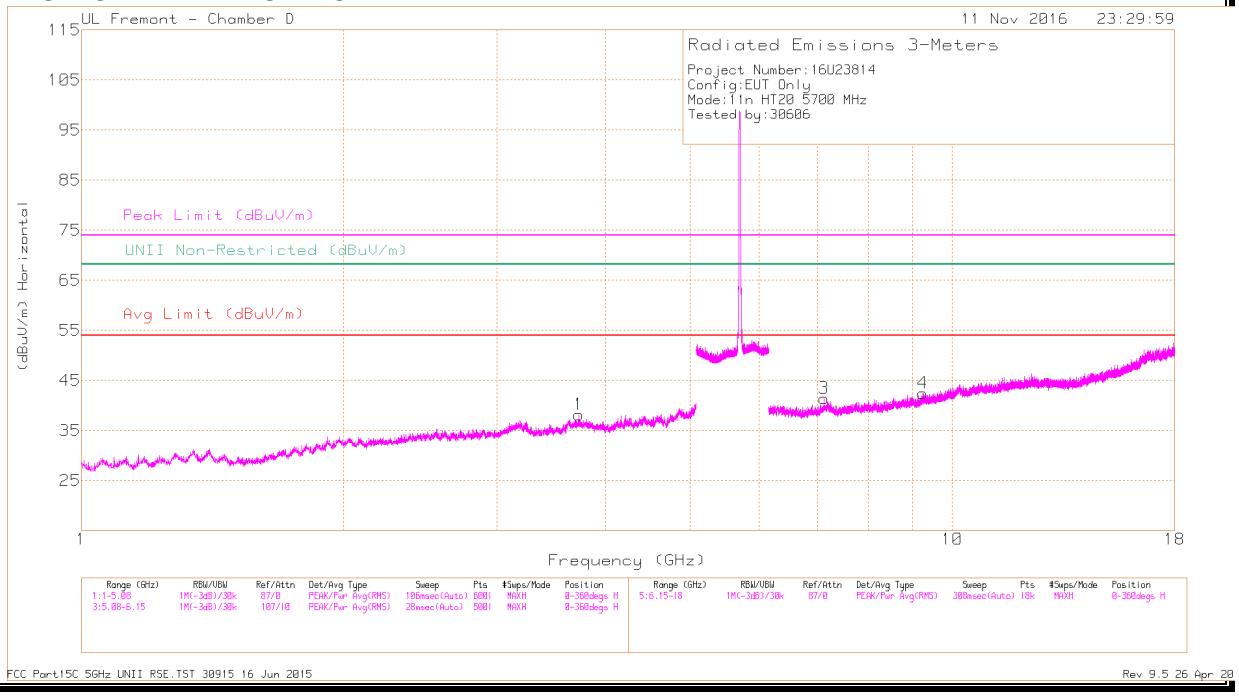

HIGH CHANNEL VERTICAL

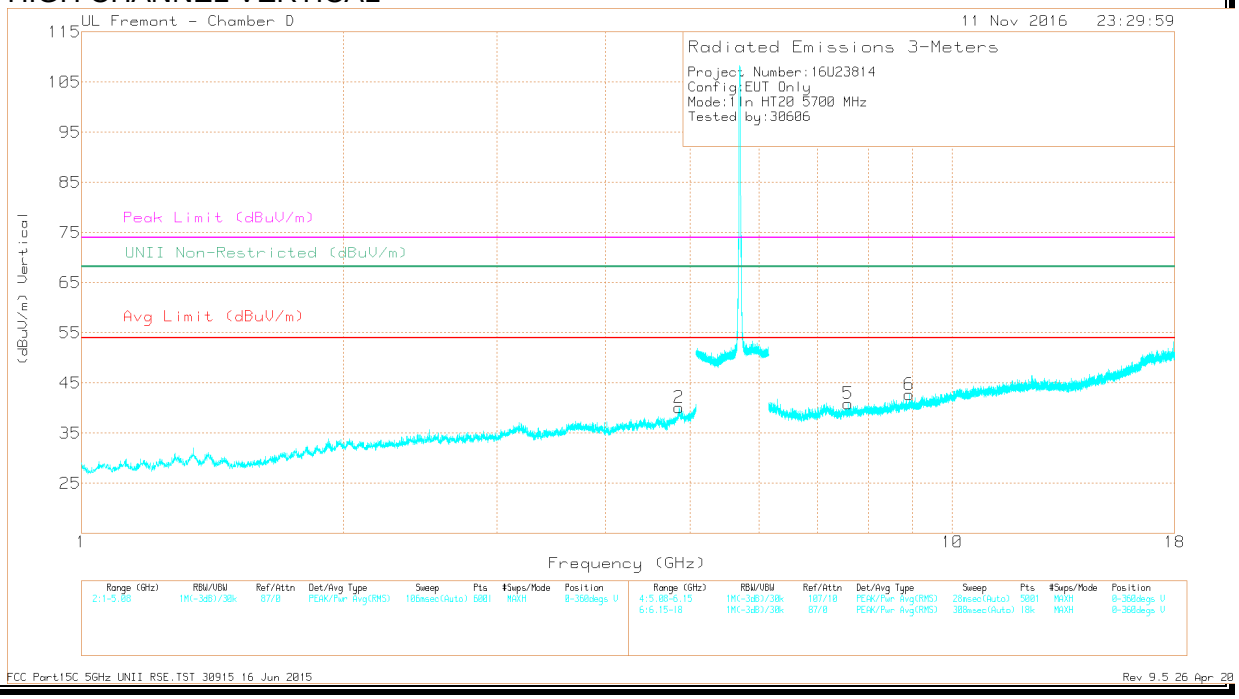

This report shall not be reproduced except in full, without the written approval of UL Verification Services Inc.

Marker	Frequency (GHz)	Meter Reading (dBuV)	Det	AF T712 (dB/m)	Amp/Cbl/Fltr/Pad (dB)	Corrected Reading (dBuV/m)	Avg Limit (dBuV/m)	Margin (dB)	Peak Limit (dBuV/m)	PK Margin (dB)	UNII Non-Restricted (dBuV/m)	PK Margin (dB)	Azimuth (Degs)	Height (cm)	Polarity
1	* 3.724	37.5	PK-U	33.5	-28.9	42.1	-	-	74	-31.9	-	-	329	201	H
	* 3.723	27.51	ADR	33.5	-28.9	32.11	54	-21.89	-	-	-	-	329	201	H
2	* 4.854	37.2	PK-U	34.1	-25.4	45.9	-	-	74	-28.1	-	-	197	102	V
	* 4.853	26.36	ADR	34.1	-25.4	35.06	54	-18.94	-	-	-	-	197	102	V
3	7.121	35.17	PK-U	35.8	-24	46.97	-	-	-	-	68.2	-21.23	314	102	H
4	9.259	34.13	PK-U	36.3	-21.4	49.03	-	-	-	-	68.2	-19.17	327	200	H
5	* 7.591	36.16	PK-U	35.8	-25	46.96	-	-	74	-27.04	-	-	314	102	V
	* 7.594	24.98	ADR	35.8	-25	35.78	54	-18.22	-	-	-	-	314	102	V
6	8.923	34.91	PK-U	36.1	-23.2	47.81	-	-	-	-	68.2	-20.39	249	200	V

* - indicates frequency in CFR47 Pt 15 / IC RSS-Restricted Band
PK-U - U-NII: Maximum Peak
ADR - U-NII AD primary method, RMS average

This report shall not be reproduced except in full, without the written approval of UL Verification Services Inc.

9.2.20. 11ac HT20 ANTENNA A SISO STRADDLE CHANNEL 144

HARMONICS AND SPURIOUS EMISSIONS

LOW CHANNEL HORIZONTAL

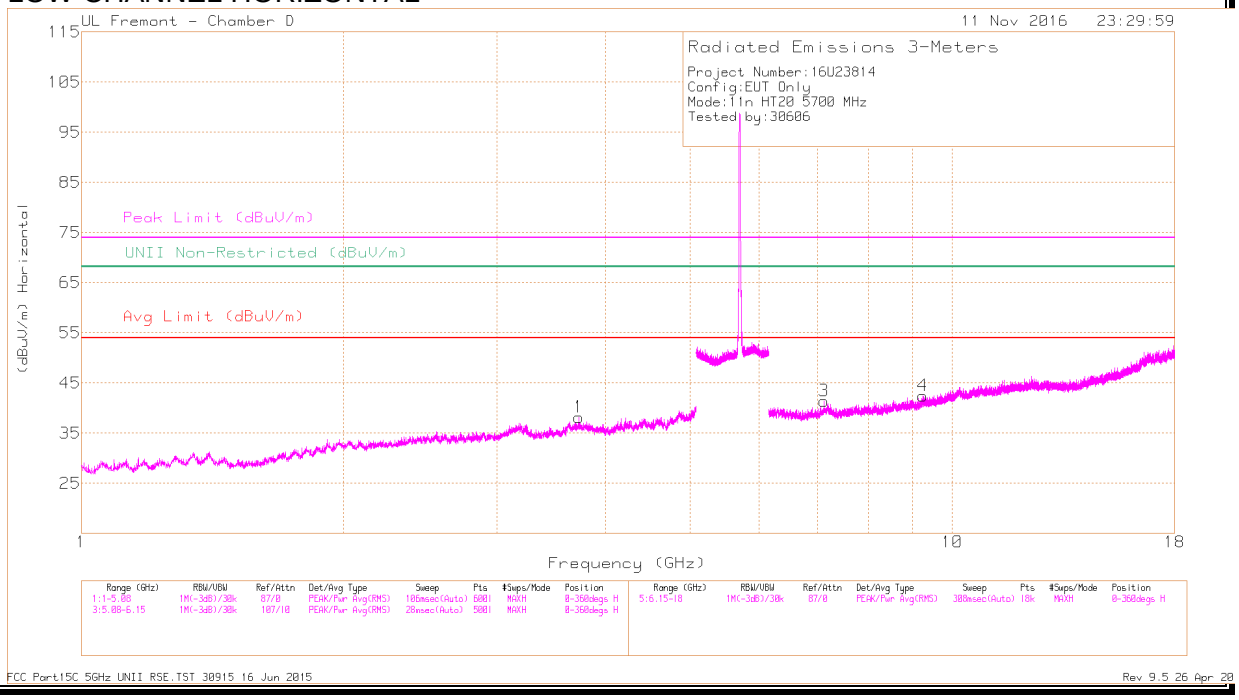

LOW CHANNEL VERTICAL

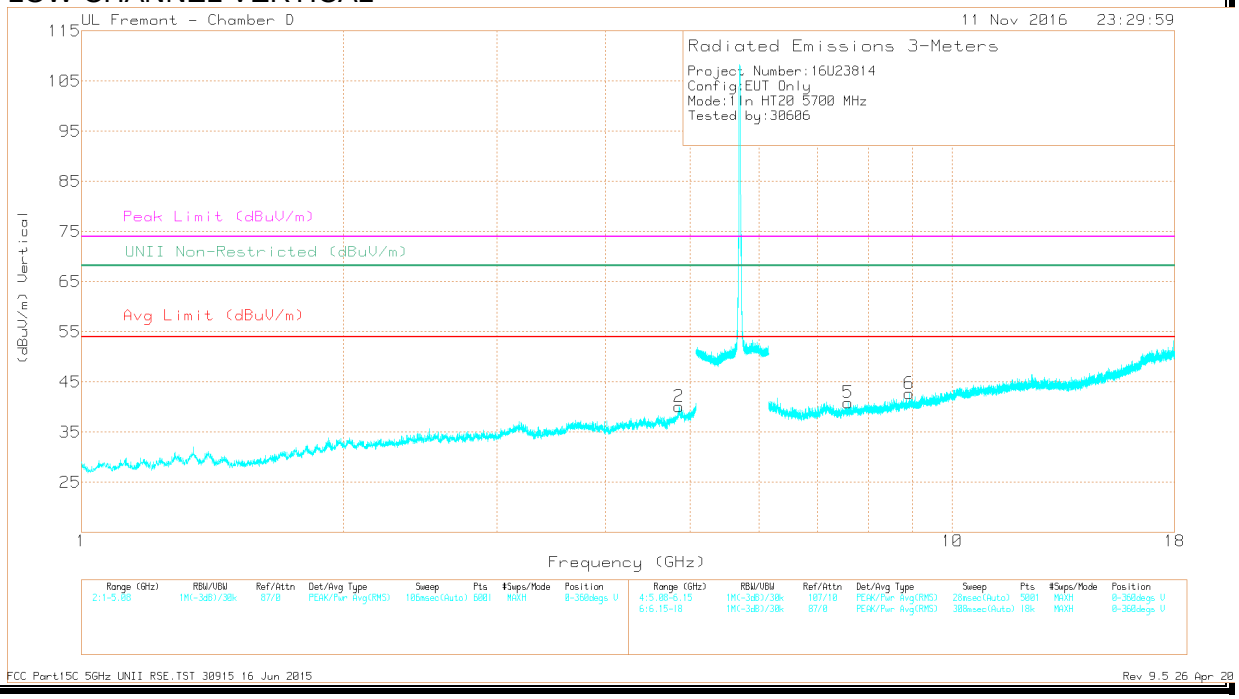

This report shall not be reproduced except in full, without the written approval of UL Verification Services Inc.

Marker	Frequency (GHz)	Meter Reading (dBuV)	Det	AF T712 (dB/m)	Amp/Cbl/Fltr/Pad (dB)	Corrected Reading (dBuV/m)	Avg Limit (dBuV/m)	Margin (dB)	Peak Limit (dBuV/m)	PK Margin (dB)	UNII Non-Restricted (dBuV/m)	PK Margin (dB)	Azimuth (Degs)	Height (cm)	Polarity
1	* 3.724	37.5	PK-U	33.5	-28.9	42.1	-	-	74	-31.9	-	-	329	201	H
	* 3.723	27.51	ADR	33.5	-28.9	32.11	54	-21.89	-	-	-	-	329	201	H
2	* 4.85	37.2	PK-U	34.1	-25.4	45.9	-	-	74	-28.1	-	-	197	102	V
	* 4.85	26.36	ADR	34.1	-25.4	35.06	54	-18.94	-	-	-	-	197	102	V
3	7.121	35.17	PK-U	35.8	-24	46.97	-	-	-	-	68.2	-21.23	314	102	H
4	9.259	34.13	PK-U	36.3	-21.4	49.03	-	-	-	-	68.2	-19.17	327	200	H
5	* 7.59	36.16	PK-U	35.8	-25	46.96	-	-	74	-27.04	-	-	314	102	V
	* 7.59	24.98	ADR	35.8	-25	35.78	54	-18.22	-	-	-	-	314	102	V
6	8.923	34.91	PK-U	36.1	-23.2	47.81	-	-	-	-	68.2	-20.39	249	200	V

* - indicates frequency in CFR47 Pt 15 / IC RSS-Restricted Band
PK-U - U-NII: Maximum Peak
ADR - U-NII AD primary method, RMS average

UL VERIFICATION SERVICES INC. FORM NO: CCSUP4701J
47173 BENICIA STREET, FREMONT, CA 94538, USA TEL: (510) 771-1000 FAX: (510) 661-0888
This report shall not be reproduced except in full, without the written approval of UL Verification Services Inc.

9.2.21. 11n HT20 ANTENNA B SISO MODE IN THE 5.6GHz BAND

RESTRICTED BANDEDGE (LOW CHANNEL)

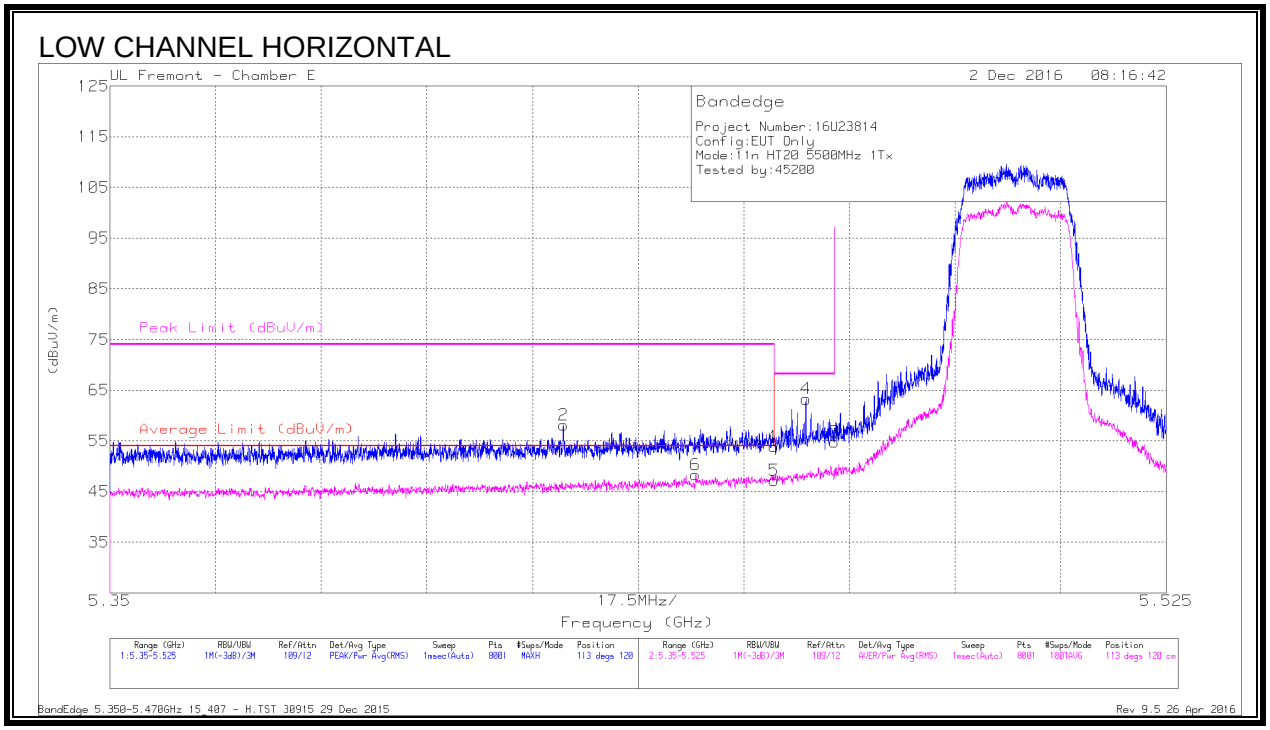

Marker	Frequency (GHz)	Meter Reading (dBuV)	Det	AF T711 (dB/m)	Amp/Cbl/Fltr/Pad (dB)	Corrected Reading (dBuV/m)	Average Limit (dBuV/m)	Margin (dB)	Peak Limit (dBuV/m)	PK Margin (dB)	Azimuth (Degs)	Height (cm)	Polarity
1	* 5.46	38.82	Pk	34.4	-19.3	53.92	-	-	74	-20.08	113	120	H
2	* 5.425	43.02	Pk	34.4	-19.3	58.12	-	-	74	-15.88	113	120	H
3	5.47	39.81	Pk	34.4	-19.4	54.81	-	-	68.2	-13.39	113	120	H
4	5.465	48.27	Pk	34.4	-19.4	63.27	-	-	68.2	-4.93	113	120	H
5	* 5.46	32.08	RMS	34.4	-19.3	47.18	54	-6.82	-	-	113	120	H
6	* 5.447	33.22	RMS	34.4	-19.3	48.32	54	-5.68	-	-	113	120	H

* - indicates frequency in CFR47 Pt 15 / IC RSS-Restricted Band
Pk - Peak detector
RMS - RMS detection

This report shall not be reproduced except in full, without the written approval of UL Verification Services Inc.

LOW CHANNEL VERTICAL

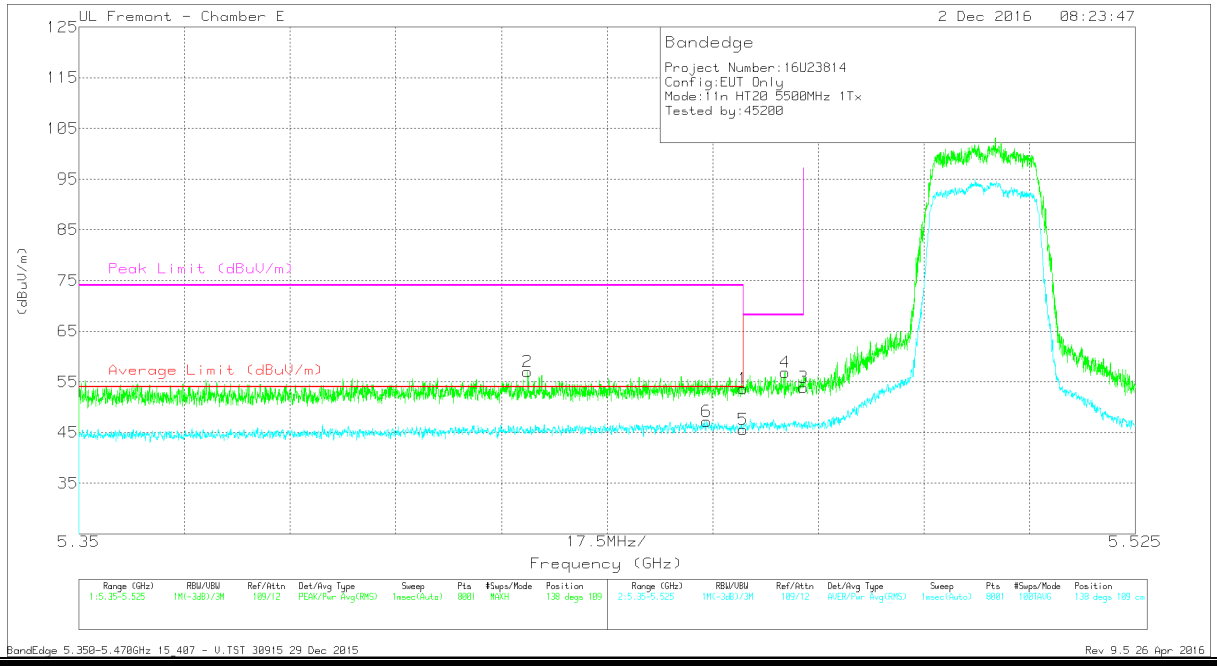

Marker	Frequency (GHz)	Meter Reading (dBuV)	Det	AF T711 (dB/m)	Amp/Cbl/Fltr/Pad (dB)	Corrected Reading (dBuV/m)	Average Limit (dBuV/m)	Margin (dB)	Peak Limit (dBuV/m)	PK Margin (dB)	Azimuth (Degs)	Height (cm)	Polarity
1	* 5.46	38.6	Pk	34.4	-19.3	53.7	-	-	74	-20.3	138	109	V
2	* 5.424	41.9	Pk	34.4	-19.3	57	-	-	74	-17	138	109	V
3	5.47	38.92	Pk	34.4	-19.4	53.92	-	-	68.2	-14.28	138	109	V
4	5.467	42.01	Pk	34.4	-19.5	56.91	-	-	68.2	-11.29	138	109	V
5	* 5.46	30.48	RMS	34.4	-19.3	45.58	54	-8.42	-	-	138	109	V
6	* 5.454	32.13	RMS	34.4	-19.3	47.23	54	-6.77	-	-	138	109	V

* - indicates frequency in CFR47 Pt 15 / IC RSS-Restricted Band
Pk - Peak detector
RMS - RMS detection

UL VERIFICATION SERVICES INC. FORM NO: CCSUP4701J
47173 BENICIA STREET, FREMONT, CA 94538, USA TEL: (510) 771-1000 FAX: (510) 661-0888
This report shall not be reproduced except in full, without the written approval of UL Verification Services Inc.

AUTHORIZED BANDEDGE (HIGH CHANNEL)

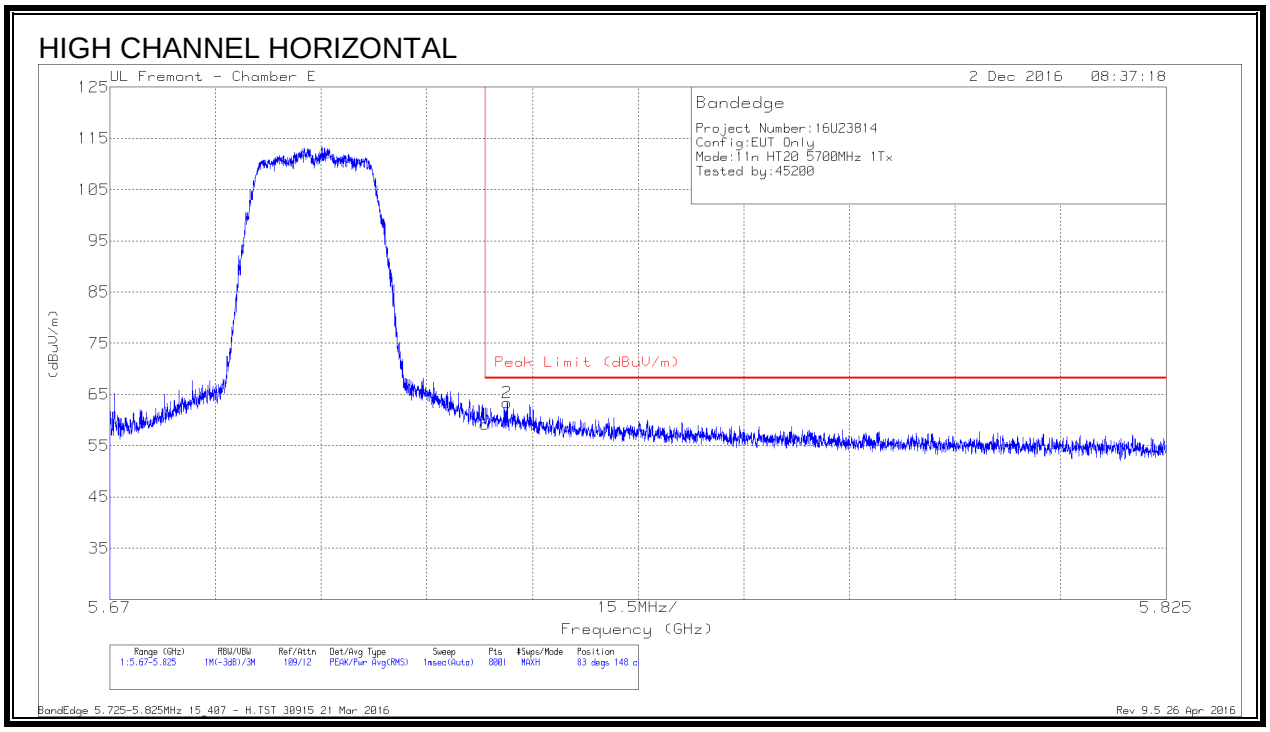

Marker	Frequency (GHz)	Meter Reading (dBuV)	Det	AF T711 (dB/m)	Amp/Cbl/Fltr/Pad (dB)	Corrected Reading (dBuV/m)	Peak Limit (dBuV/m)	PK Margin (dB)	Azimuth (Degs)	Height (cm)	Polarity
1	5.725	43.88	Pk	34.9	-19.6	59.18	68.2	-9.02	83	148	H
2	5.728	48.02	Pk	34.9	-19.5	63.42	68.2	-4.78	83	148	H

Pk - Peak detector

UL VERIFICATION SERVICES INC. FORM NO: CCSUP4701J
47173 BENICIA STREET, FREMONT, CA 94538, USA TEL: (510) 771-1000 FAX: (510) 661-0888
This report shall not be reproduced except in full, without the written approval of UL Verification Services Inc.

HIGH CHANNEL VERTICAL

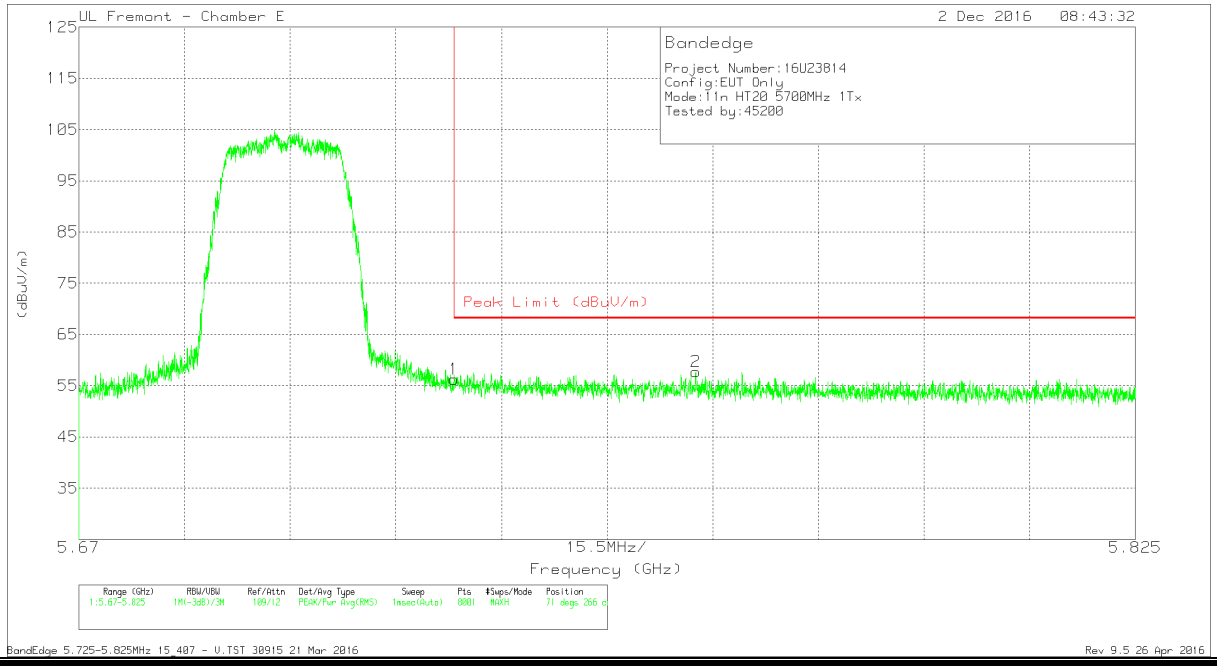

Marker	Frequency (GHz)	Meter Reading (dBuV)	Det	AF T711 (dB/m)	Amp/Cbl/Fltr/Pad (dB)	Corrected Reading (dBuV/m)	Peak Limit (dBuV/m)	PK Margin (dB)	Azimuth (Degs)	Height (cm)	Polarity
1	5.725	41.01	Pk	34.9	-19.6	56.31	68.2	-11.89	71	266	V
2	5.761	42.19	Pk	34.9	-19.4	57.69	68.2	-10.51	71	266	V

Pk - Peak detector

UL VERIFICATION SERVICES INC. FORM NO: CCSUP4701J
47173 BENICIA STREET, FREMONT, CA 94538, USA TEL: (510) 771-1000 FAX: (510) 661-0888
This report shall not be reproduced except in full, without the written approval of UL Verification Services Inc.

HARMONICS AND SPURIOUS EMISSIONS

LOW CHANNEL HORIZONTAL

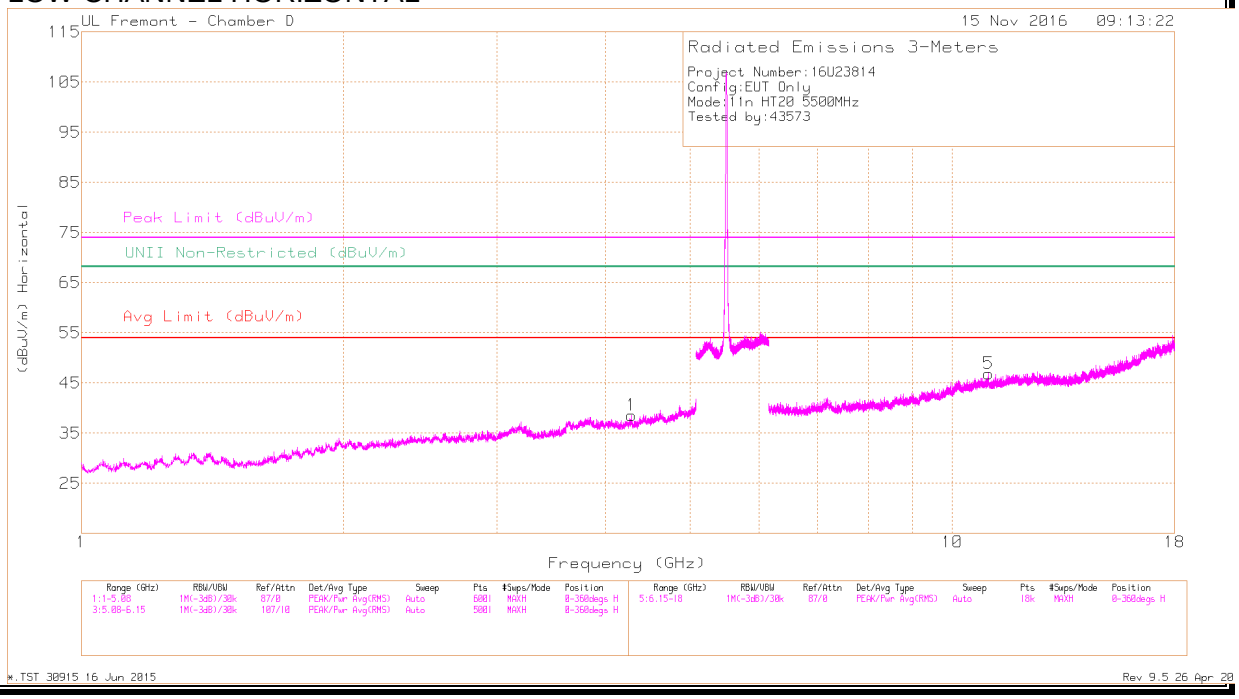

LOW CHANNEL VERTICAL

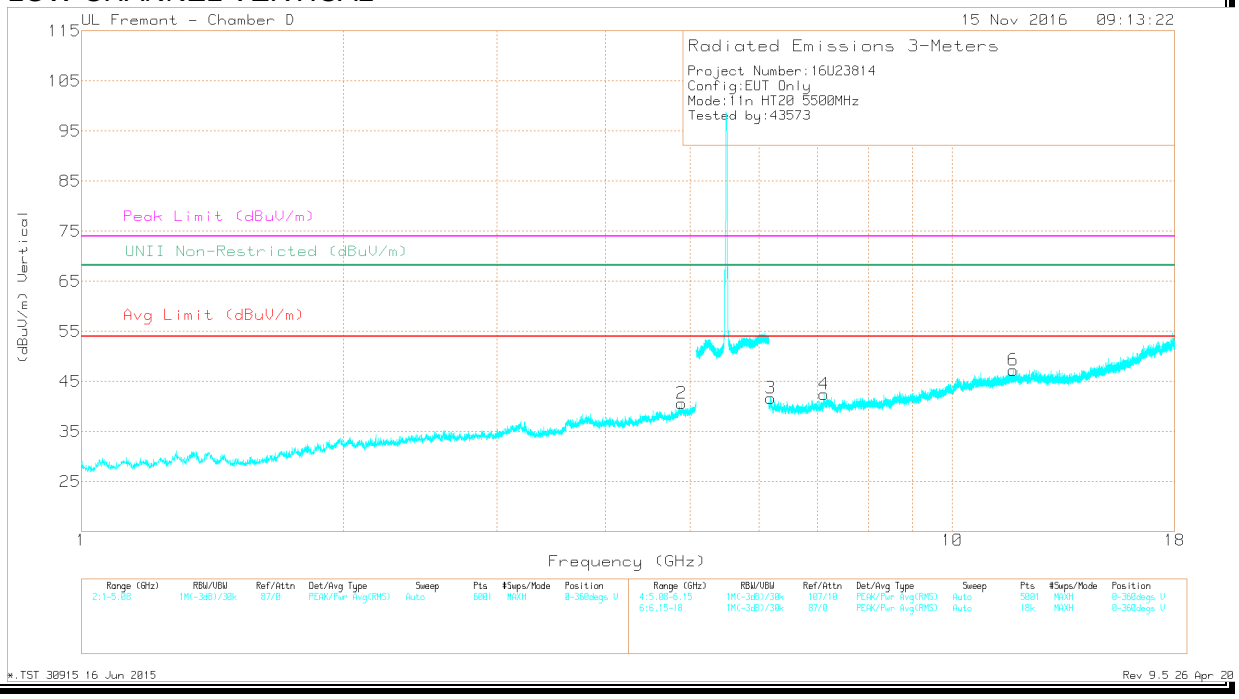

This report shall not be reproduced except in full, without the written approval of UL Verification Services Inc.

Markers	Frequency (GHz)	Meter Reading (dBuV)	Det	AF T712 (dB/m)	Amp/Cbl/Fltr/Pad (dB)	Corrected Reading (dBuV/m)	Avg Limit (dBuV/m)	Margin (dB)	Peak Limit (dBuV/m)	PK Margin (dB)	UNII Non-Restricted (dBuV/m)	PK Margin (dB)	Azimuth (Degs)	Height (cm)	Polarity
6	* 4.283	38.35	PK-U	33.5	-27.7	44.15	-	-	74	-29.85	-	-	147	136	H
	* 4.281	28.51	ADR	33.5	-27.7	34.31	54	-19.69	-	-	-	-	147	136	H
2	* 4.887	37.27	PK-U	34.1	-25.3	46.07	-	-	74	-27.93	-	-	258	101	V
	* 4.886	27.38	ADR	34.1	-25.3	36.18	54	-17.82	-	-	-	-	258	101	V
3	6.19	37.74	PK-U	35.6	-26.2	47.14	-	-	-	-	68.2	-21.06	116	159	V
4	7.126	35.85	PK-U	35.8	-23.9	47.75	-	-	-	-	68.2	-20.45	238	115	V
5	* 10.994	34.9	PK-U	38	-21.2	51.7	-	-	74	-22.3	-	-	86	116	H
	* 10.998	25.14	ADR	38	-21.2	41.94	54	-12.06	-	-	-	-	86	116	H
6	* 11.737	35.47	PK-U	38.7	-20.7	53.47	-	-	74	-20.53	-	-	39	236	V
	* 11.739	24.81	ADR	38.7	-20.7	42.81	54	-11.19	-	-	-	-	39	236	V

* - indicates frequency in CFR47 Pt 15 / IC RSS-Restricted Band
PK-U - U-NII: Maximum Peak
ADR - U-NII AD primary method, RMS average

This report shall not be reproduced except in full, without the written approval of UL Verification Services Inc.

MID CHANNEL HORIZONTAL

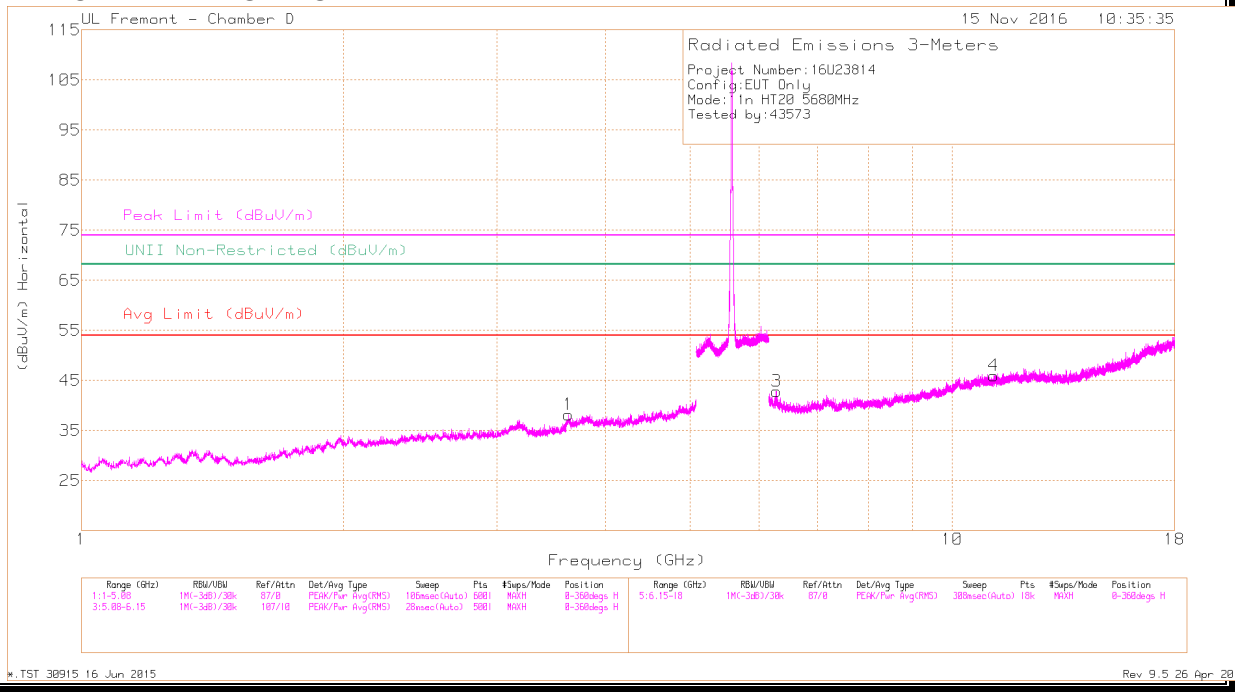

MID CHANNEL VERTICAL

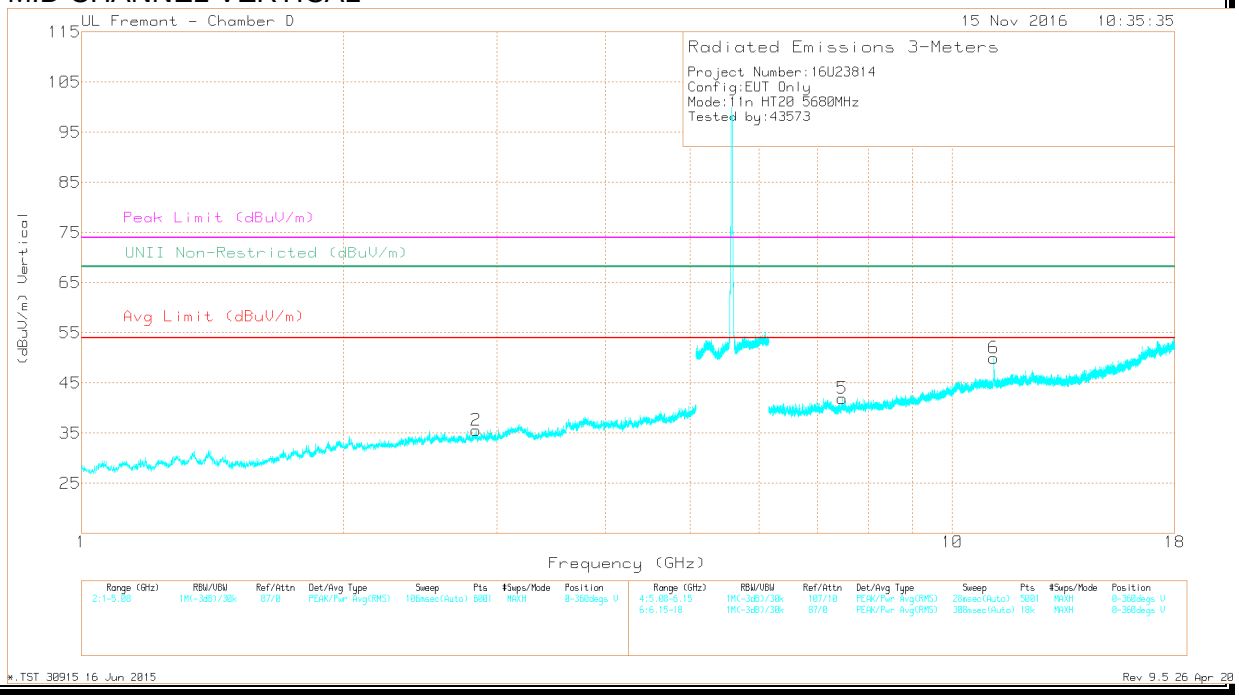

UL VERIFICATION SERVICES INC. FORM NO: CCSUP4701J
47173 BENICIA STREET, FREMONT, CA 94538, USA TEL: (510) 771-1000 FAX: (510) 661-0888
This report shall not be reproduced except in full, without the written approval of UL Verification Services Inc.

Markers	Frequency (GHz)	Meter Reading (dBuV)	Det	AF T712 (dB/m)	Amp/Cbl/Fltr/Pad (dB)	Corrected Reading (dBuV/m)	Avg Limit (dBuV/m)	Margin (dB)	Peak Limit (dBuV/m)	PK Margin (dB)	UNII Non-Restricted (dBuV/m)	PK Margin (dB)	Azimuth (Degs)	Height (cm)	Polarity
1	* 3.626	40.23	PK-U	33.4	-28.8	44.83	-	-	74	-29.17	-	-	73	156	H
	* 3.627	28.8	ADR	33.4	-28.9	33.3	54	-20.7	-	-	-	-	73	156	H
2	* 2.838	39.16	PK-U	32.3	-29.2	42.26	-	-	74	-31.74	-	-	156	183	V
	* 2.838	27.7	ADR	32.3	-29.2	30.8	54	-23.2	-	-	-	-	156	183	V
3	6.282	39.76	PK-U	35.6	-25.8	49.56	-	-	-	-	68.2	-18.64	4	188	H
4	* 11.158	37.62	PK-U	38.1	-21.3	54.42	-	-	74	-19.58	-	-	336	376	H
	* 11.16	26.13	ADR	38.1	-21.3	42.93	54	-11.07	-	-	-	-	336	376	H
5	* 7.472	36.87	PK-U	35.7	-24.2	48.37	-	-	74	-25.63	-	-	216	149	V
	* 7.47	25.52	ADR	35.7	-24.3	36.92	54	-17.08	-	-	-	-	216	149	V
6	* 11.16	41.51	PK-U	38.1	-21.4	58.21	-	-	74	-15.79	-	-	301	379	V
	* 11.16	29.5	ADR	38.1	-21.3	46.3	54	-7.7	-	-	-	-	301	379	V

* - indicates frequency in CFR47 Pt 15 / IC RSS-Restricted Band
PK-U - U-NII: Maximum Peak
ADR - U-NII AD primary method, RMS average

UL VERIFICATION SERVICES INC. FORM NO: CCSUP4701J
47173 BENICIA STREET, FREMONT, CA 94538, USA TEL: (510) 771-1000 FAX: (510) 661-0888
This report shall not be reproduced except in full, without the written approval of UL Verification Services Inc.

HIGH CHANNEL HORIZONTAL

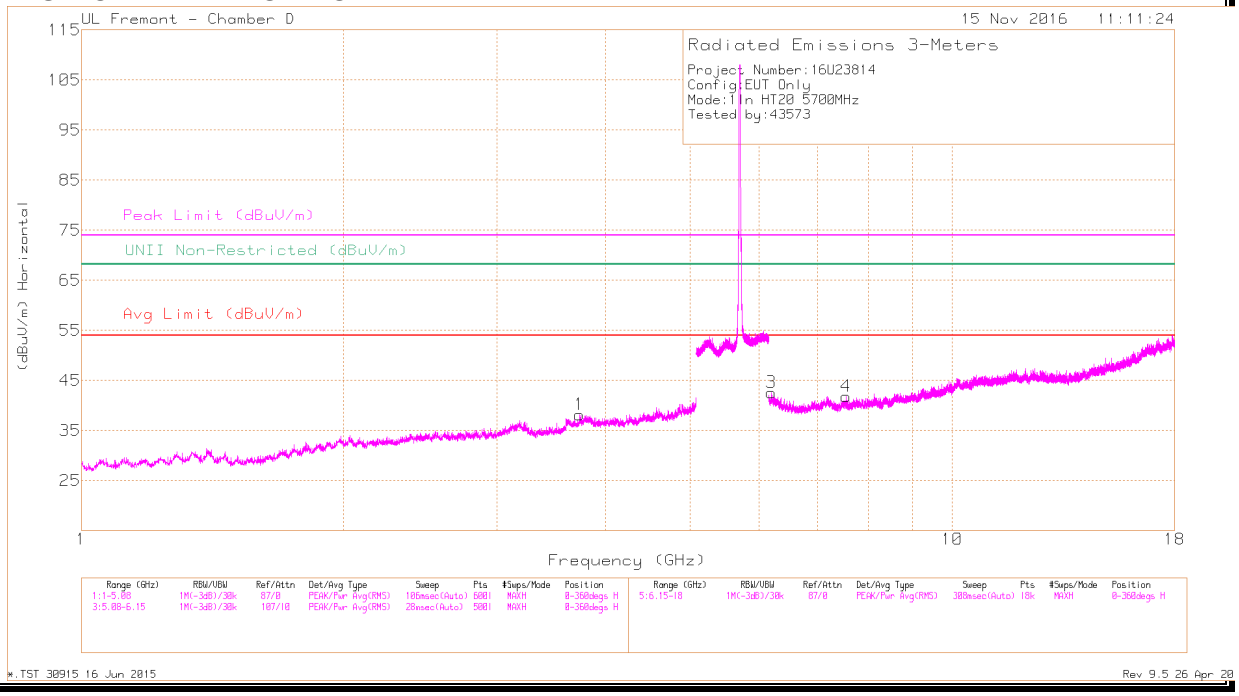

HIGH CHANNEL VERTICAL

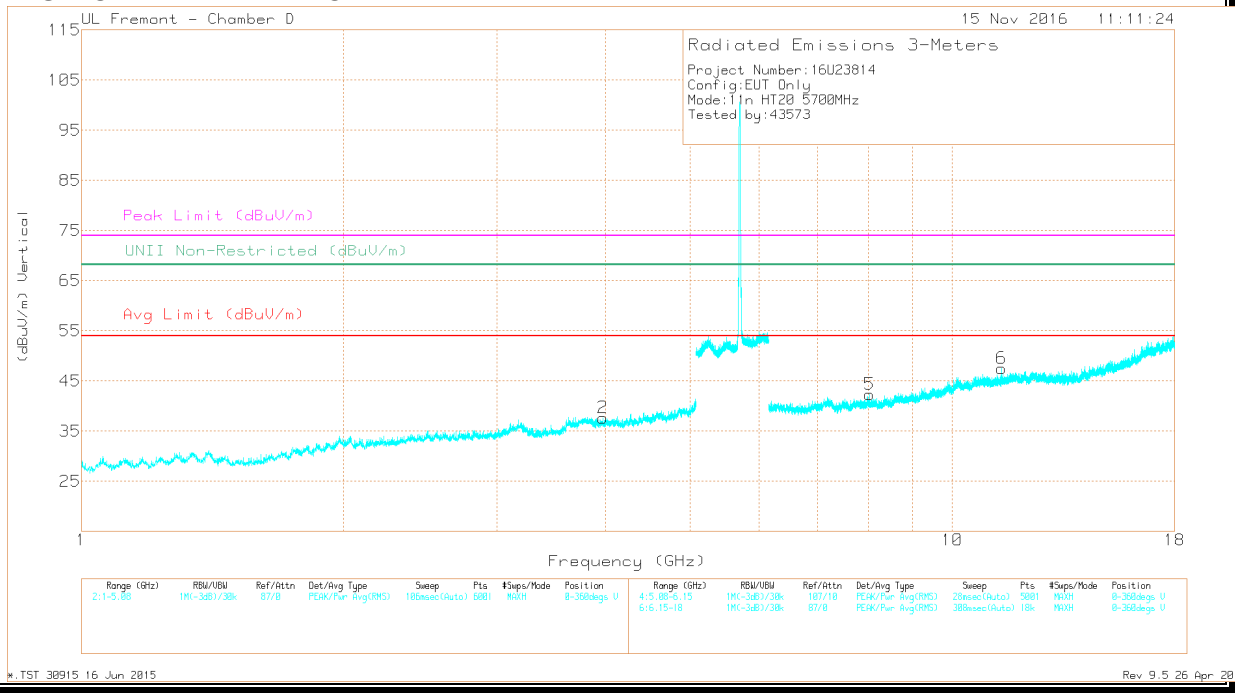

This report shall not be reproduced except in full, without the written approval of UL Verification Services Inc.

Markers	Frequency (GHz)	Meter Reading (dBuV)	Det	AF T712 (dB/m)	Amp/Cbl/Fltr/Pad (dB)	Corrected Reading (dBuV/m)	Avg Limit (dBuV/m)	Margin (dB)	Peak Limit (dBuV/m)	PK Margin (dB)	UNII Non-Restricted (dBuV/m)	PK Margin (dB)	Azimuth (Degs)	Height (cm)	Polarity
1	* 3.732	39.79	PK-U	33.5	-28.8	44.49	-	-	74	-29.51	-	-	45	157	H
	* 3.735	29.37	ADR	33.5	-28.8	34.07	54	-19.93	-	-	-	-	45	157	H
2	* 3.973	39.17	PK-U	33.4	-27.9	44.67	-	-	74	-29.33	-	-	106	136	V
	* 3.97	28.26	ADR	33.4	-27.9	33.76	54	-20.24	-	-	-	-	106	136	V
3	6.2	39.15	PK-U	35.6	-26.2	48.55	-	-	-	-	68.2	-19.65	59	114	H
4	* 7.55	36.28	PK-U	35.7	-24.6	47.38	-	-	74	-26.62	-	-	3	101	H
	* 7.55	26.29	ADR	35.7	-24.6	37.39	54	-16.61	-	-	-	-	3	101	H
5	* 8.034	36.25	PK-U	35.8	-24.2	47.85	-	-	74	-26.15	-	-	126	247	V
	* 8.034	26.08	ADR	35.8	-24.1	37.78	54	-16.22	-	-	-	-	126	247	V
6	* 11.398	35.19	PK-U	38.3	-21.2	52.29	-	-	74	-21.71	-	-	36	130	V
	* 11.396	25.21	ADR	38.3	-21.2	42.31	54	-11.69	-	-	-	-	36	130	V

* - indicates frequency in CFR47 Pt 15 / IC RSS-Restricted Band
PK-U - U-NII: Maximum Peak
ADR - U-NII AD primary method, RMS average

UL VERIFICATION SERVICES INC. FORM NO: CCSUP4701J
47173 BENICIA STREET, FREMONT, CA 94538, USA TEL: (510) 771-1000 FAX: (510) 661-0888
This report shall not be reproduced except in full, without the written approval of UL Verification Services Inc.

9.2.22. 11ac HT20 ANTENNA B SISO STRADDLE CHANNEL 144

HARMONICS AND SPURIOUS EMISSIONS

LOW CHANNEL HORIZONTAL

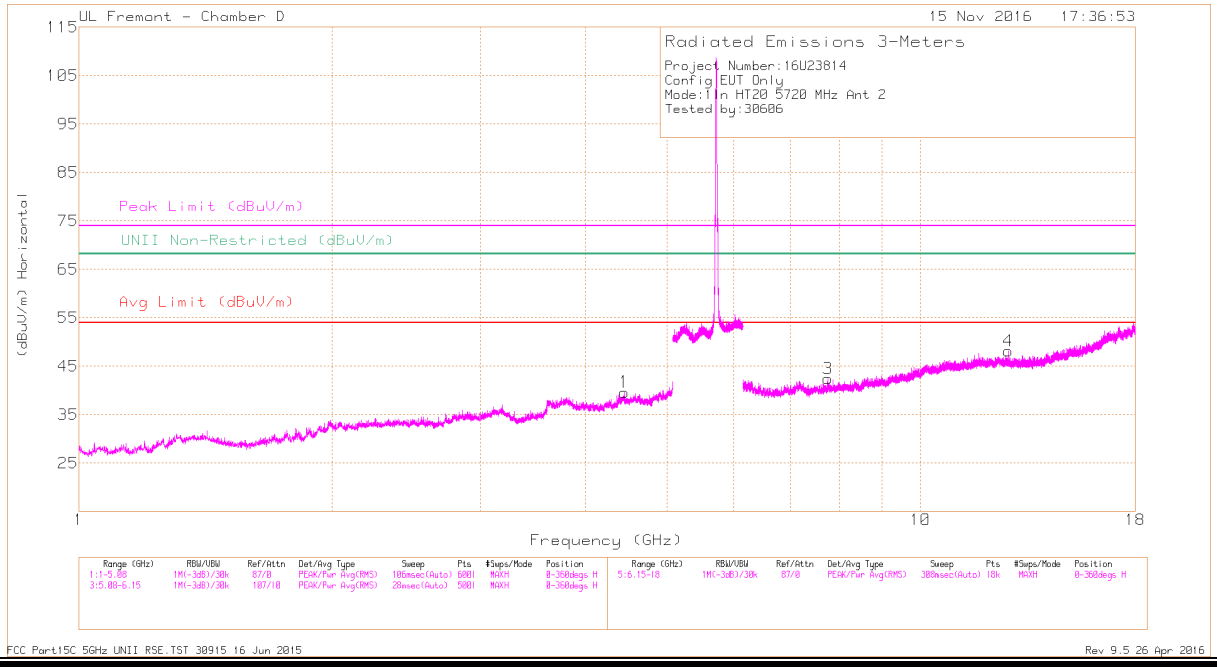

LOW CHANNEL VERTICAL

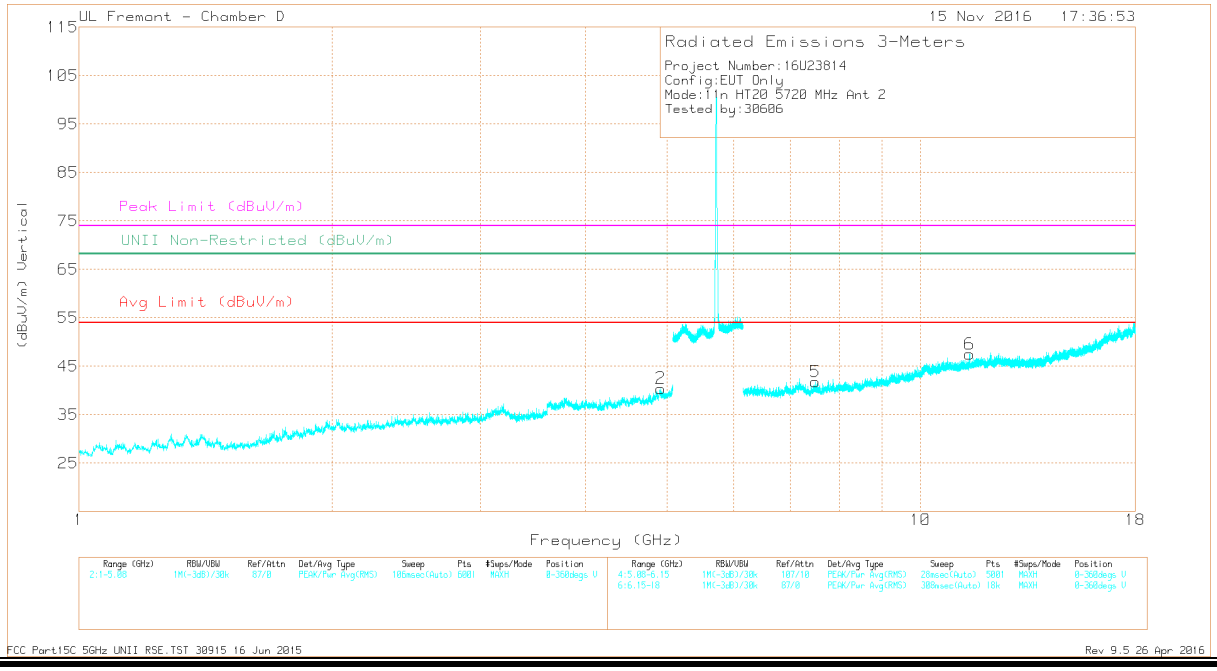

This report shall not be reproduced except in full, without the written approval of UL Verification Services Inc.

Marker	Frequency (GHz)	Meter Reading (dBuV)	Det	AF T712 (dB/m)	Amp/Cbl/Fltr/Pad (dB)	Corrected Reading (dBuV/m)	Avg Limit (dBuV/m)	Margin (dB)	Peak Limit (dBuV/m)	PK Margin (dB)	UNII Non-Restricted (dBuV/m)	PK Margin (dB)	Azimuth (Degs)	Height (cm)	Polarity
1	4.448	39	PK-U	33.9	-27.6	45.3	-	-	-	-	68.2	-22.9	164	298	H
2	* 4.914	38.59	PK-U	34.1	-26	46.69	-	-	74	-27.31	-	-	82	125	V
	* 4.915	27.52	ADR	34.1	-26.1	35.52	54	-18.48	-	-	-	-	82	125	V
3	7.77	36.4	PK-U	35.9	-23.9	48.4	-	-	-	-	68.2	-19.8	23	124	H
4	12.704	35.3	PK-U	39.2	-21.8	52.7	-	-	-	-	68.2	-15.5	30	302	H
5	* 7.502	36.37	PK-U	35.7	-24.4	47.67	-	-	74	-26.33	-	-	77	260	V
	* 7.5	25.65	ADR	35.7	-24.3	37.05	54	-16.95	-	-	-	-	77	260	V
6	* 11.44	42.25	PK-U	38.3	-21	59.55	-	-	74	-14.45	-	-	255	101	V
	* 11.44	27.97	ADR	38.3	-21	45.27	54	-8.73	-	-	-	-	255	101	V

* - indicates frequency in CFR47 Pt 15 / IC RSS-Restricted Band
PK-U - U-NII: Maximum Peak
ADR - U-NII AD primary method, RMS average

UL VERIFICATION SERVICES INC. FORM NO: CCSUP4701J
47173 BENICIA STREET, FREMONT, CA 94538, USA TEL: (510) 771-1000 FAX: (510) 661-0888
This report shall not be reproduced except in full, without the written approval of UL Verification Services Inc.

9.2.23. 11n HT20 2TX CDD MIMO MODE IN THE 5.6GHz BAND

RESTRICTED BANDEDGE (LOW CHANNEL)

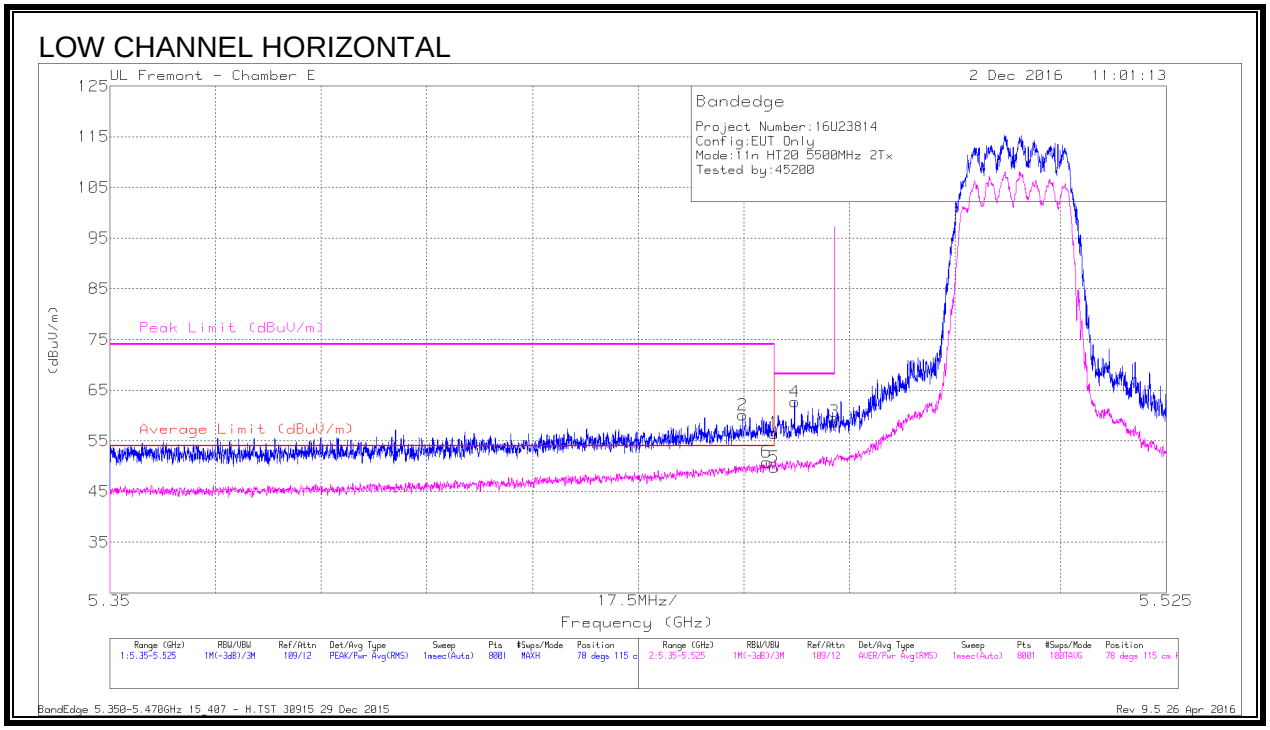

Marker	Frequency (GHz)	Meter Reading (dBuV)	Det	AF T711 (dB/m)	Amp/Cbl/Fltr/Pad (dB)	Corrected Reading (dBuV/m)	Average Limit (dBuV/m)	Margin (dB)	Peak Limit (dBuV/m)	PK Margin (dB)	Azimuth (Degs)	Height (cm)	Polarity
1	* 5.46	41.46	Pk	34.4	-19.3	56.56	-	-	74	-17.44	78	115	H
2	* 5.455	45.09	Pk	34.4	-19.4	60.09	-	-	74	-13.91	78	115	H
3	5.47	43.9	Pk	34.4	-19.4	58.9	-	-	68.2	-9.3	78	115	H
4	5.463	47.6	Pk	34.4	-19.3	62.7	-	-	68.2	-5.5	78	115	H
5	* 5.46	34.7	RMS	34.4	-19.3	49.8	54	-4.2	-	-	78	115	H
6	* 5.459	35.75	RMS	34.4	-19.3	50.85	54	-3.15	-	-	78	115	H

* - indicates frequency in CFR47 Pt 15 / IC RSS-Restricted Band
Pk - Peak detector
RMS - RMS detection

This report shall not be reproduced except in full, without the written approval of UL Verification Services Inc.

LOW CHANNEL VERTICAL

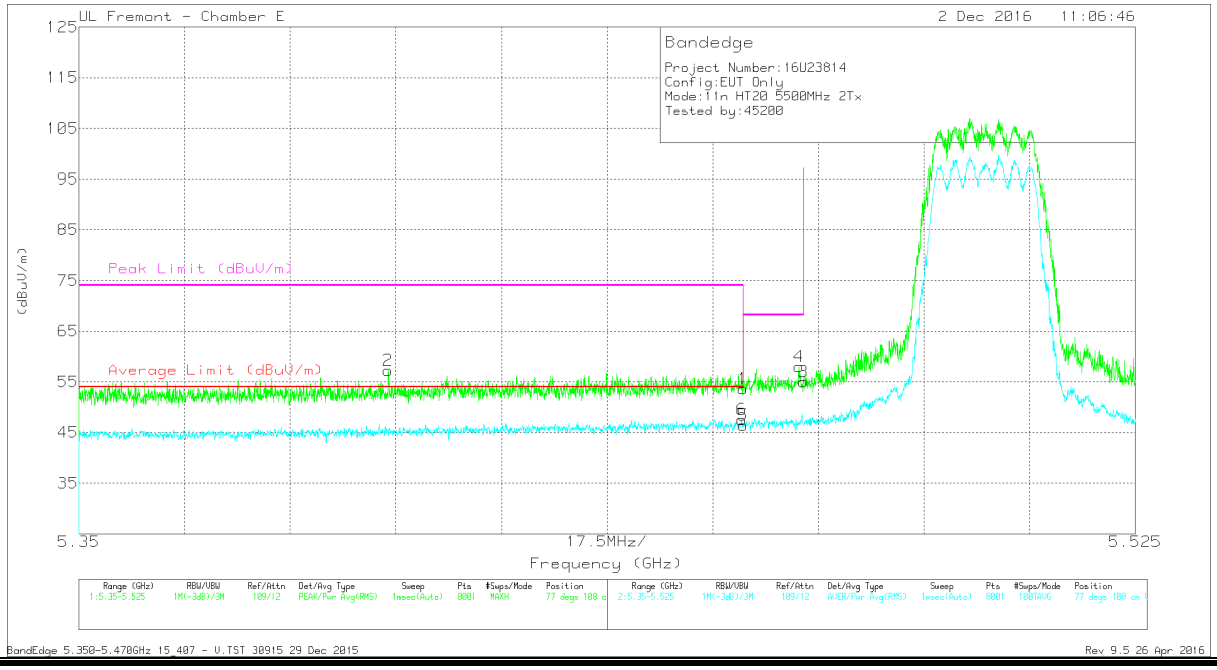

Marker	Frequency (GHz)	Meter Reading (dBuV)	Det	AF T711 (dB/m)	Amp/Cbl /Fltr/Pad (dB)	Corrected Reading (dBuV/m)	Average Limit (dBuV/m)	Margin (dB)	Peak Limit (dBuV/m)	PK Margin (dB)	Azimuth (Degs)	Height (cm)	Polarity
1	* 5.46	38.51	Pk	34.4	-19.3	53.61	-	-	74	-20.39	77	108	V
2	* 5.401	42.18	Pk	34.4	-19.3	57.28	-	-	74	-16.72	77	108	V
3	5.47	40.03	Pk	34.4	-19.4	55.03	-	-	68.2	-13.17	77	108	V
4	5.469	43	Pk	34.4	-19.4	58	-	-	68.2	-10.2	77	108	V
5	* 5.46	31.32	RMS	34.4	-19.3	46.42	54	-7.58	-	-	77	108	V
6	* 5.46	32.44	RMS	34.4	-19.3	47.54	54	-6.46	-	-	77	108	V

* - indicates frequency in CFR47 Pt 15 / IC RSS-Restricted Band
Pk - Peak detector
RMS - RMS detection

UL VERIFICATION SERVICES INC. FORM NO: CCSUP4701J
47173 BENICIA STREET, FREMONT, CA 94538, USA TEL: (510) 771-1000 FAX: (510) 661-0888
This report shall not be reproduced except in full, without the written approval of UL Verification Services Inc.

AUTHORIZED BANDEDGE (HIGH CHANNEL)

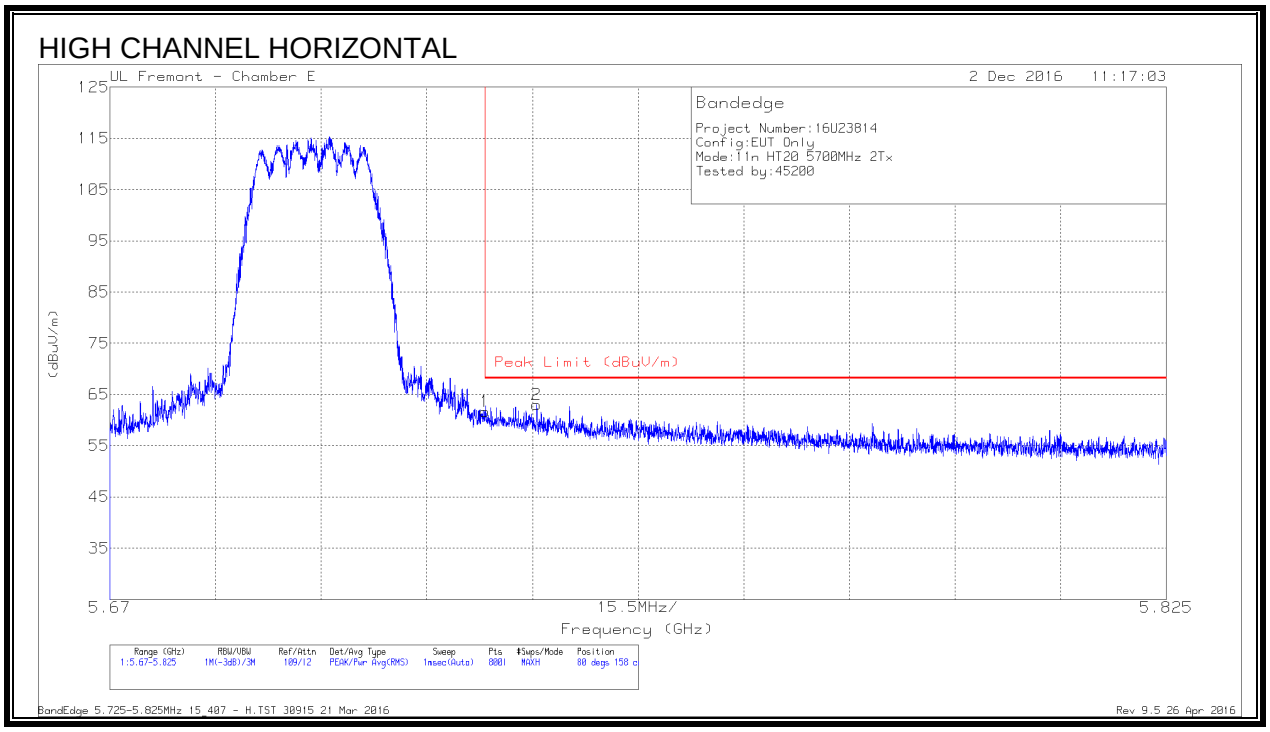

Marker	Frequency (GHz)	Meter Reading (dBuV)	Det	AF T711 (dB/m)	Amp/Cbl/ Fltr/Pad (dB)	Corrected Reading (dBuV/m)	Peak Limit (dBuV/m)	PK Margin (dB)	Azimuth (Degs)	Height (cm)	Polarity
1	5.725	46.36	Pk	34.9	-19.6	61.66	68.2	-6.54	80	158	H
2	5.733	47.46	Pk	34.9	-19.4	62.96	68.2	-5.24	80	158	H

Pk - Peak detector

UL VERIFICATION SERVICES INC. FORM NO: CCSUP4701J
47173 BENICIA STREET, FREMONT, CA 94538, USA TEL: (510) 771-1000 FAX: (510) 661-0888
This report shall not be reproduced except in full, without the written approval of UL Verification Services Inc.

HIGH CHANNEL VERTICAL

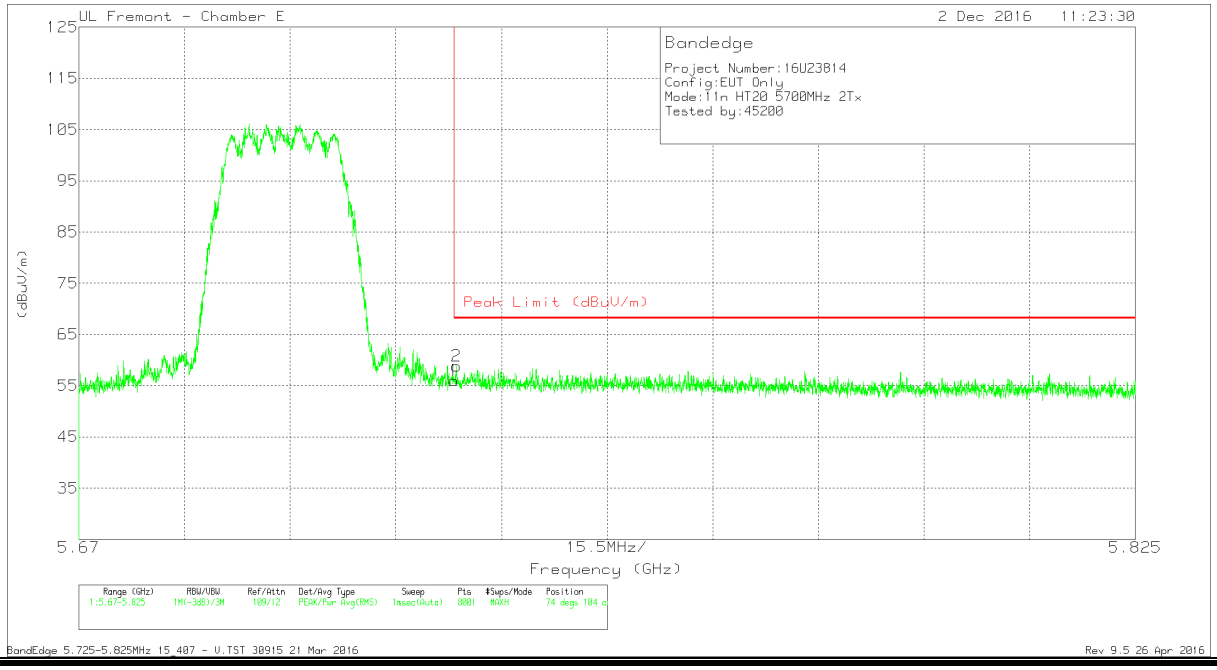

Marker	Frequency (GHz)	Meter Reading (dBuV)	Det	AF T711 (dB/m)	Amp/Cbl/Fltr/Pad (dB)	Corrected Reading (dBuV/m)	Peak Limit (dBuV/m)	PK Margin (dB)	Azimuth (Degs)	Height (cm)	Polarity
1	5.725	40.76	Pk	34.9	-19.6	56.06	68.2	-12.14	74	104	V
2	5.725	43.39	Pk	34.9	-19.5	58.79	68.2	-9.41	74	104	V

Pk - Peak detector

UL VERIFICATION SERVICES INC. FORM NO: CCSUP4701J
47173 BENICIA STREET, FREMONT, CA 94538, USA TEL: (510) 771-1000 FAX: (510) 661-0888
This report shall not be reproduced except in full, without the written approval of UL Verification Services Inc.

HARMONICS AND SPURIOUS EMISSIONS

LOW CHANNEL HORIZONTAL

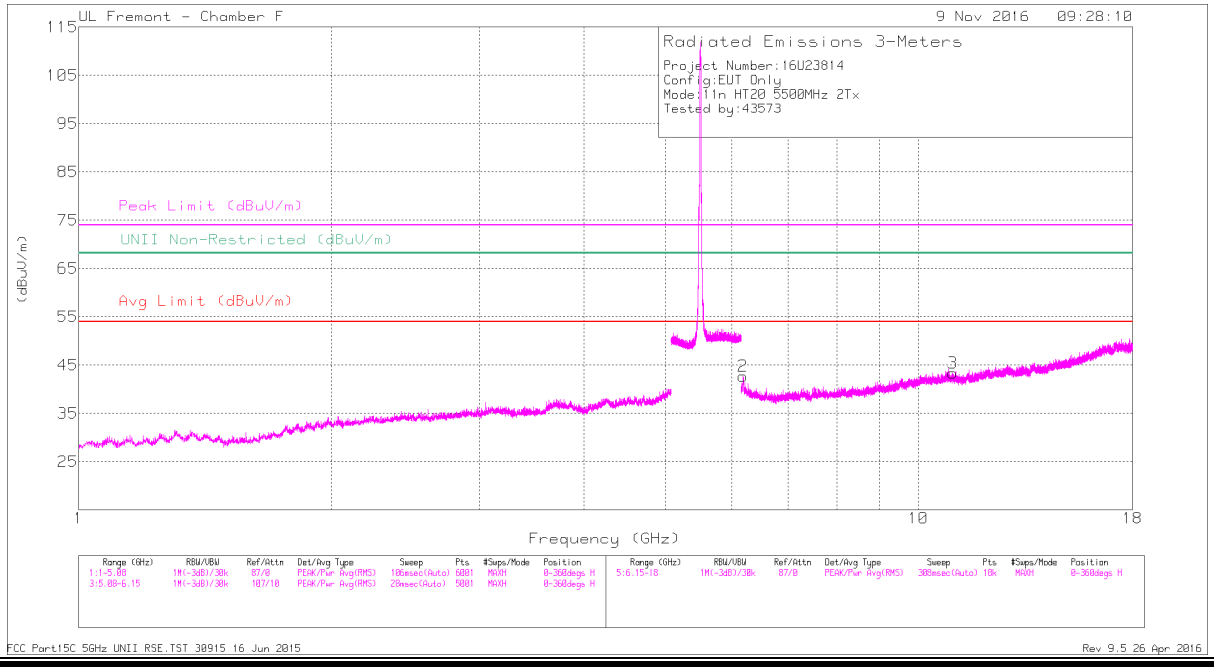

LOW CHANNEL VERTICAL

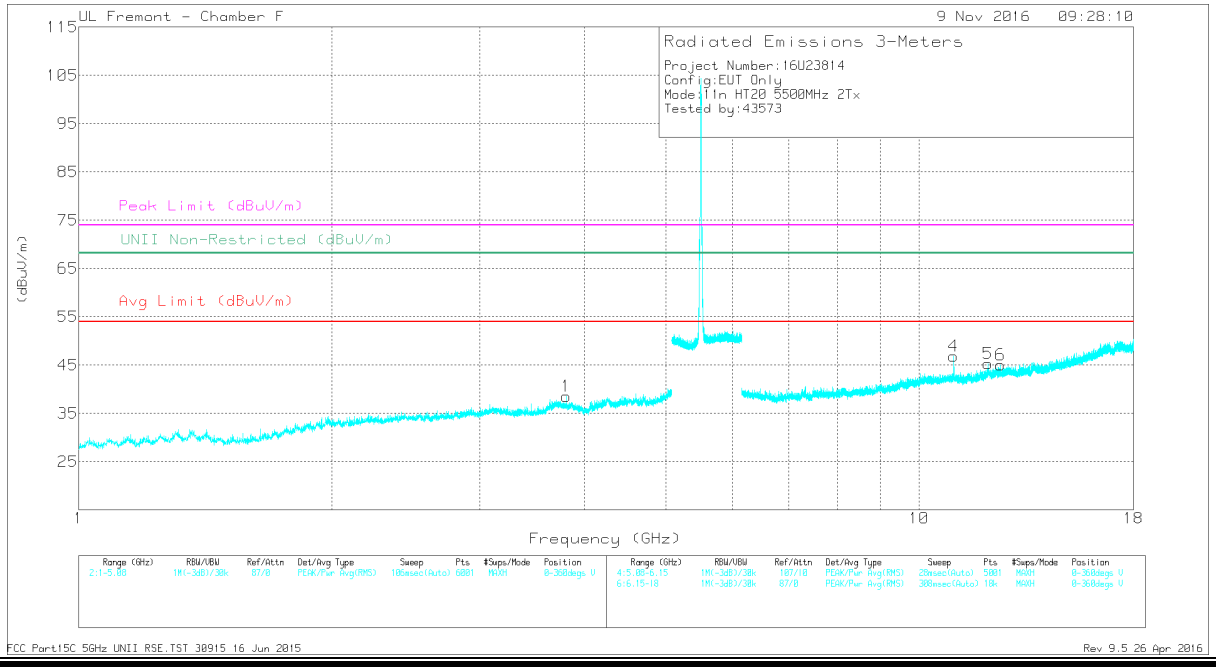

This report shall not be reproduced except in full, without the written approval of UL Verification Services Inc.

Markers	Frequency (GHz)	Meter Reading (dBuV)	Det	AF T344 (dB/m)	Amp/Cbl/Fltr/Pad (dB)	Corrected Reading (dBuV/m)	Avg Limit (dBuV/m)	Margin (dB)	Peak Limit (dBuV/m)	PK Margin (dB)	UNII Non-Restricted (dBuV/m)	PK Margin (dB)	Azimuth (Degs)	Height (cm)	Polarity
1	* 3.806	38.62	PK-U	33.4	-29.2	42.82	-	-	74	-31.18	-	-	89	102	V
	* 3.803	28.66	ADR	33.4	-29.2	32.86	54	-21.14	-	-	-	-	89	102	V
2	6.185	40.39	PK-U	35.4	-26.4	49.39	-	-	-	-	68.2	-18.81	113	176	H
3	* 10.998	33.7	PK-U	37.9	-22.2	49.4	-	-	74	-24.6	-	-	246	207	H
	* 11.001	23.65	ADR	37.9	-22.2	39.35	54	-14.65	-	-	-	-	246	207	H
4	* 10.995	37.11	PK-U	37.9	-22.2	52.81	-	-	74	-21.19	-	-	280	337	V
	* 10.995	26.2	ADR	37.9	-22.2	41.9	54	-12.1	-	-	-	-	280	337	V
5	* 12.078	34.1	PK-U	38.9	-22.3	50.7	-	-	74	-23.3	-	-	145	256	V
	* 12.075	24	ADR	38.9	-22.3	40.6	54	-13.4	-	-	-	-	145	256	V
6	* 12.498	34.1	PK-U	39.1	-22.7	50.5	-	-	74	-23.5	-	-	209	175	V
	* 12.498	24.17	ADR	39.1	-22.8	40.47	54	-13.53	-	-	-	-	209	175	V

* - indicates frequency in CFR47 Pt 15 / IC RSS-Restricted Band
PK-U - U-NII: Maximum Peak
ADR - U-NII AD primary method, RMS average

UL VERIFICATION SERVICES INC. FORM NO: CCSUP4701J
47173 BENICIA STREET, FREMONT, CA 94538, USA TEL: (510) 771-1000 FAX: (510) 661-0888
This report shall not be reproduced except in full, without the written approval of UL Verification Services Inc.

MID CHANNEL HORIZONTAL

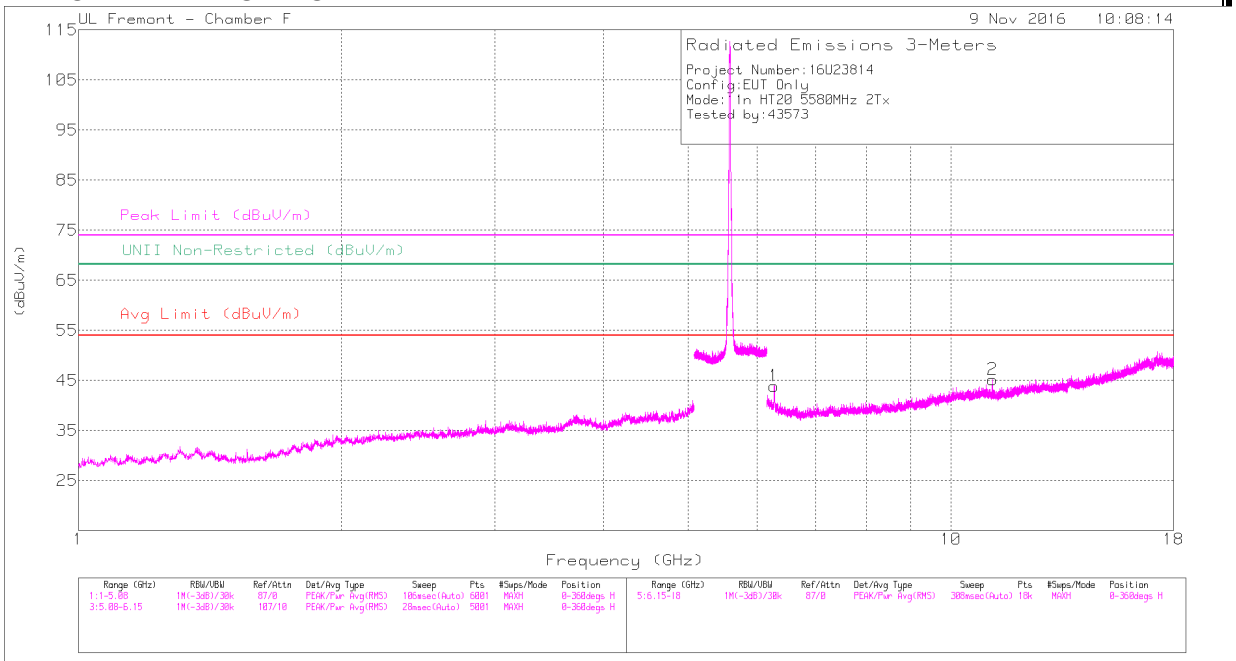

MID CHANNEL VERTICAL

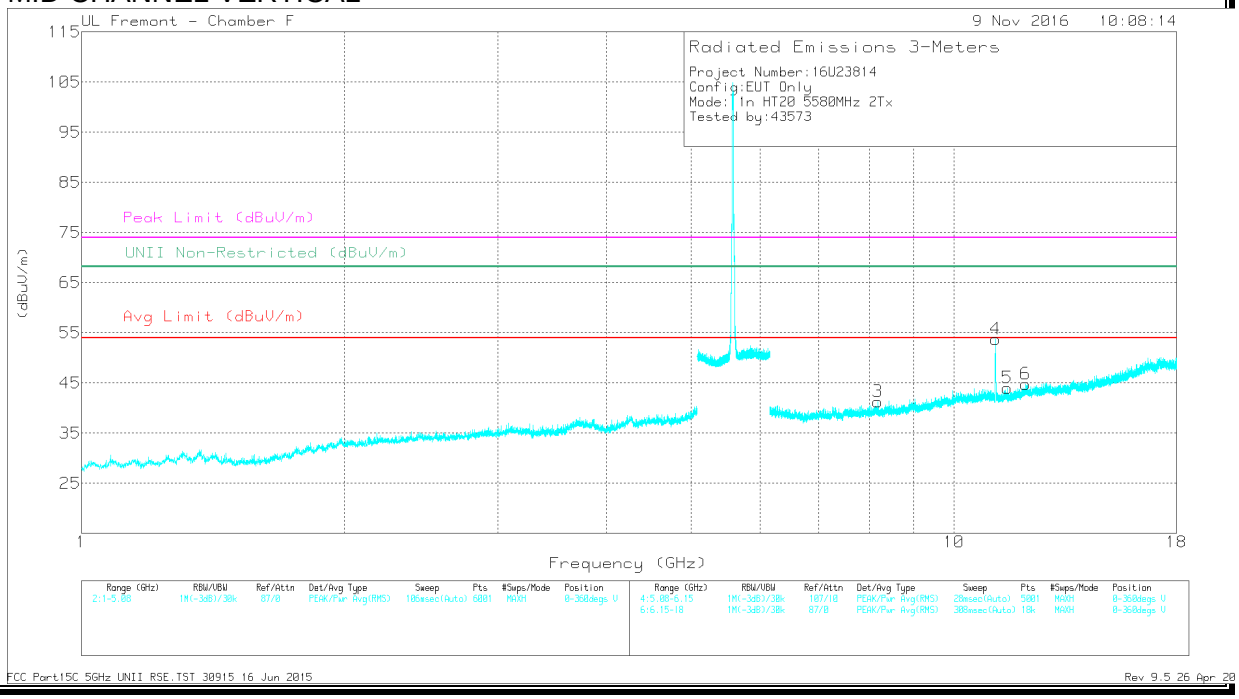

This report shall not be reproduced except in full, without the written approval of UL Verification Services Inc.

Markers	Frequency (GHz)	Meter Reading (dBuV)	Det	AF T344 (dB/m)	Amp/Cbl /Fltr/Pad (dB)	Corrected Reading (dBuV/m)	Avg Limit (dBuV/m)	Margin (dB)	Peak Limit (dBuV/m)	PK Margin (dB)	UNII Non-Restricted (dBuV/m)	PK Margin (dB)	Azimuth (Degs)	Height (cm)	Polarity
1	6.277	41.37	PK-U	35.3	-26.3	50.37	-	-	-	-	68.2	-17.83	277	103	H
2	* 11.16	36.68	PK-U	37.9	-22.1	52.48	-	-	74	-21.52	-	-	197	100	H
	* 11.162	26.36	ADR	37.9	-22.2	42.06	54	-11.94	-	-	-	-	197	100	H
3	* 8.181	35.18	PK-U	35.8	-24.3	46.68	-	-	74	-27.32	-	-	108	256	V
	* 8.179	25.39	ADR	35.8	-24.4	36.79	54	-17.21	-	-	-	-	108	256	V
4	* 11.161	42.36	PK-U	37.9	-22.2	58.06	-	-	74	-15.94	-	-	243	111	V
	* 11.16	31.34	ADR	37.9	-22.1	47.14	54	-6.86	-	-	-	-	243	111	V
5	* 11.516	33.63	PK-U	38.1	-22.2	49.53	-	-	74	-24.47	-	-	223	116	V
	* 11.517	23.53	ADR	38.1	-22.2	39.43	54	-14.57	-	-	-	-	223	116	V
6	* 12.079	34.57	PK-U	38.9	-22.3	51.17	-	-	74	-22.83	-	-	165	208	V
	* 12.079	23.8	ADR	38.9	-22.3	40.4	54	-13.6	-	-	-	-	165	208	V

* - indicates frequency in CFR47 Pt 15 / IC RSS-Restricted Band
PK-U - U-NII: Maximum Peak
ADR - U-NII AD primary method, RMS average

UL VERIFICATION SERVICES INC. FORM NO: CCSUP4701J
47173 BENICIA STREET, FREMONT, CA 94538, USA TEL: (510) 771-1000 FAX: (510) 661-0888
This report shall not be reproduced except in full, without the written approval of UL Verification Services Inc.

HIGH CHANNEL HORIZONTAL

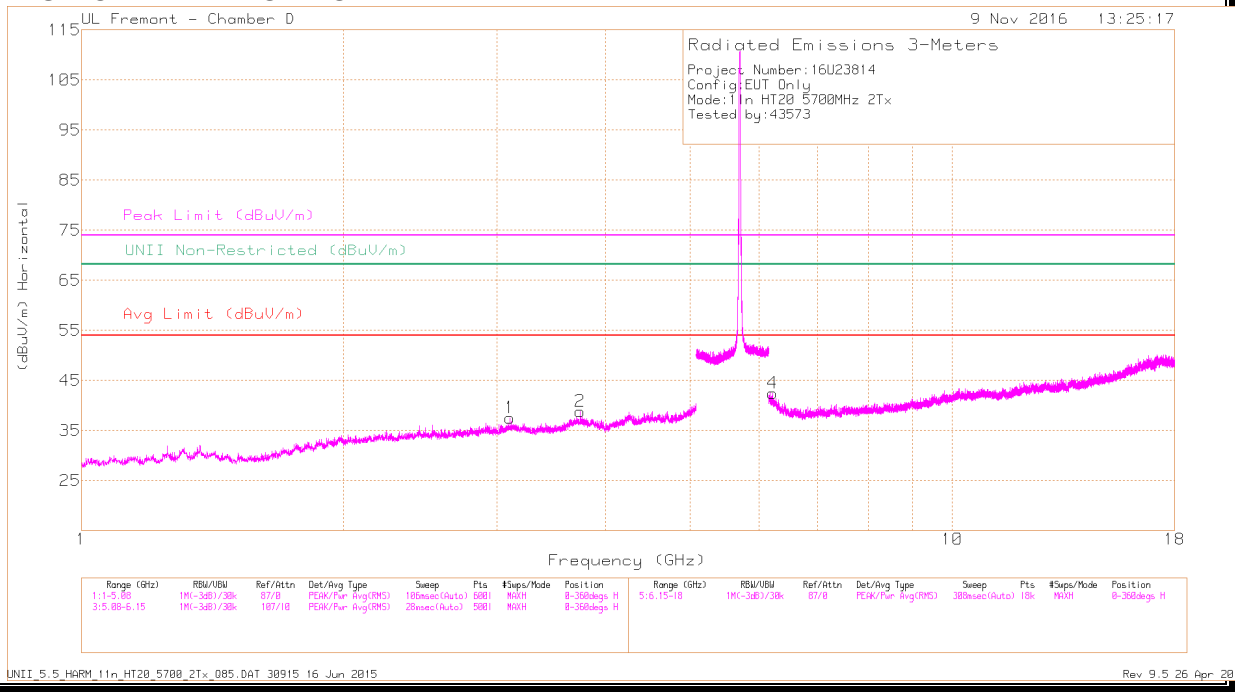

HIGH CHANNEL VERTICAL

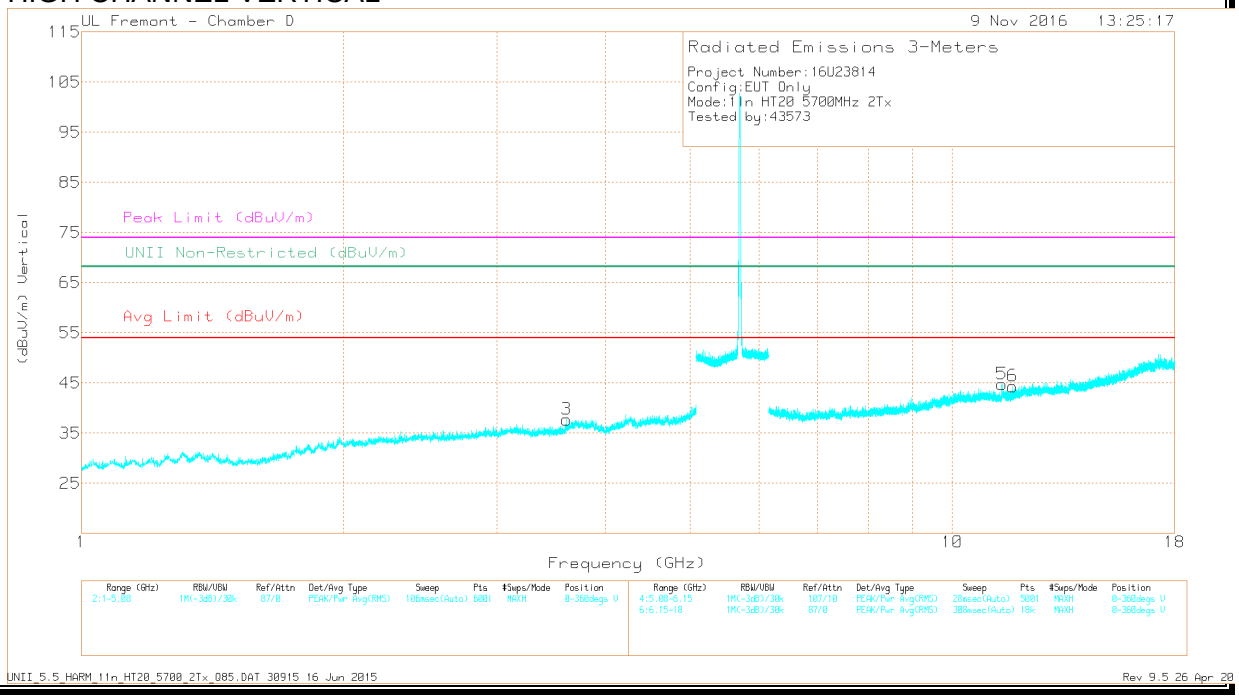

This report shall not be reproduced except in full, without the written approval of UL Verification Services Inc.

Markers	Frequency (GHz)	Meter Reading (dBuV)	Det	AF T344 (dB/m)	Amp/Cbl/ Fltr/Pad (dB)	Corrected Reading (dBuV/m)	Avg Limit (dBuV/m)	Margin (dB)	Peak Limit (dBuV/m)	PK Margin (dB)	UNII Non-Restricted (dBuV/m)	PK Margin (dB)	Azimuth (Degs)	Height (cm)	Polarity
1	3.104	39.48	PK-U	33.2	-29.1	43.58	-	-	-	-	68.2	-24.62	36	114	H
2	* 3.737	39.09	PK-U	33.4	-29.2	43.29	-	-	74	-30.71	-	-	104	114	H
	* 3.737	28.34	ADR	33.4	-29.2	32.54	54	-21.46	-	-	-	-	104	114	H
3	* 3.602	38.63	PK-U	33	-29.5	42.13	-	-	74	-31.87	-	-	254	187	V
	* 3.602	28.18	ADR	33	-29.5	31.68	54	-22.32	-	-	-	-	254	187	V
4	6.224	37.76	PK-U	35.4	-26.3	46.86	-	-	-	-	68.2	-21.34	98	138	H
5	* 11.4	33.85	PK-U	38	-22.2	49.65	-	-	74	-24.35	-	-	85	108	V
	* 11.398	23.65	ADR	38	-22.3	39.35	54	-14.65	-	-	-	-	85	108	V
6	* 11.729	34.64	PK-U	38.3	-22.3	50.64	-	-	74	-23.36	-	-	147	159	V
	* 11.732	25.02	ADR	38.3	-22.3	41.02	54	-12.98	-	-	-	-	147	159	V

* - indicates frequency in CFR47 Pt 15 / IC RSS-Restricted Band
PK-U - U-NII: Maximum Peak
ADR - U-NII AD primary method, RMS average

UL VERIFICATION SERVICES INC. FORM NO: CCSUP4701J
47173 BENICIA STREET, FREMONT, CA 94538, USA TEL: (510) 771-1000 FAX: (510) 661-0888
This report shall not be reproduced except in full, without the written approval of UL Verification Services Inc.

9.2.24. 11ac HT20 2TX CDD MIMO STRADDLE CHANNEL 144

HARMONICS AND SPURIOUS EMISSIONS

LOW CHANNEL HORIZONTAL

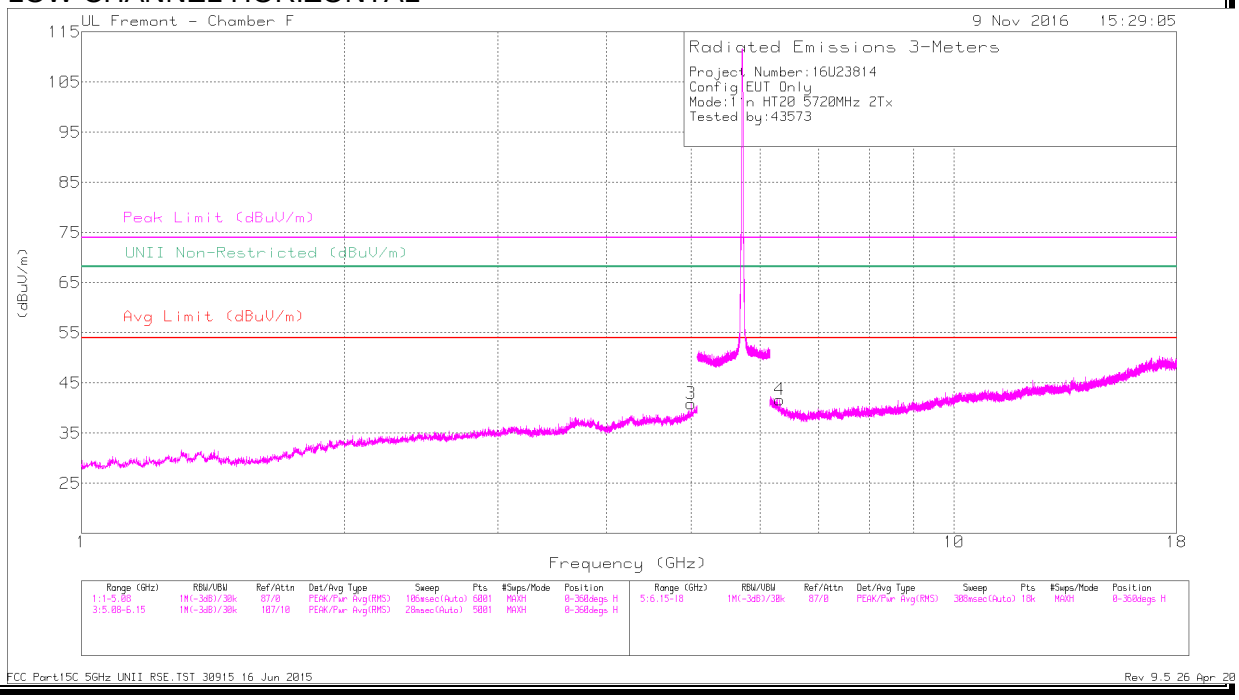

LOW CHANNEL VERTICAL

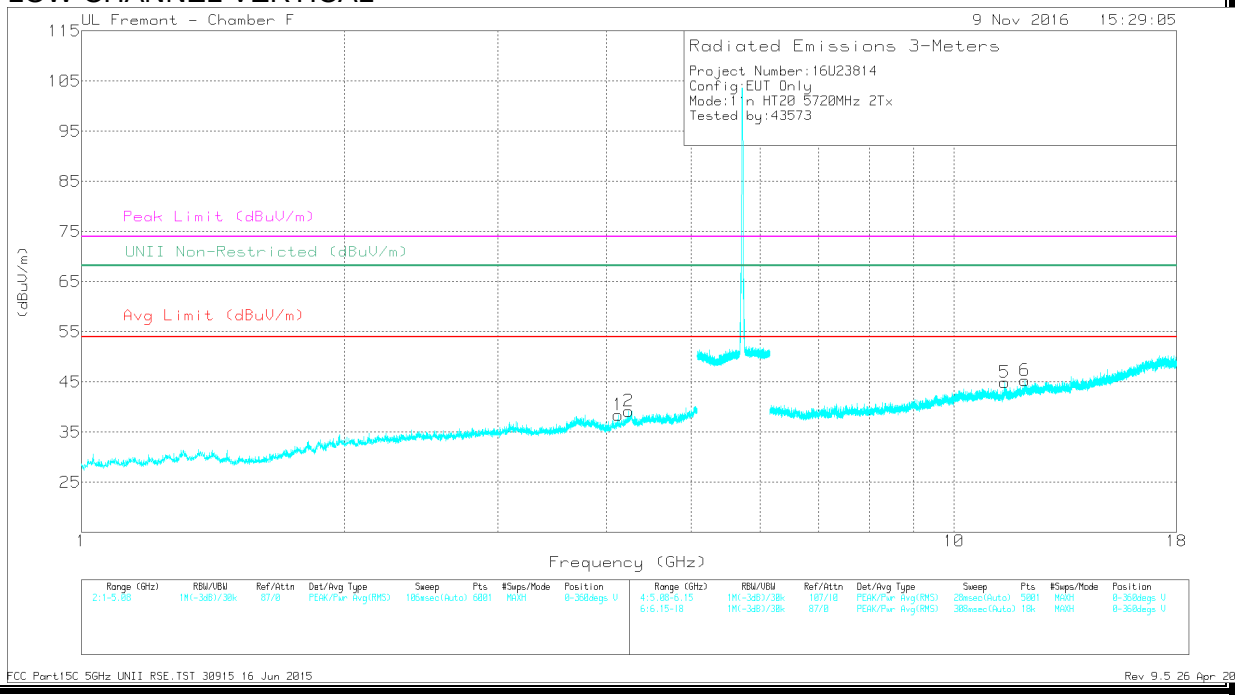

This report shall not be reproduced except in full, without the written approval of UL Verification Services Inc.

Marker	Frequency (GHz)	Meter Reading (dBuV)	Det	AF T344 (dB/m)	Amp/Cbl/Fltr/Pad (dB)	Corrected Reading (dBuV/m)	Avg Limit (dBuV/m)	Margin (dB)	Peak Limit (dBuV/m)	PK Margin (dB)	UNII Non-Restricted (dBuV/m)	PK Margin (dB)	Azimuth (Degs)	Height (cm)	Polarity
1	* 4.12	37.82	PK-U	33.7	-28.6	42.92	-	-	74	-31.08	-	-	186	171	V
	* 4.119	28	ADR	33.7	-28.6	33.1	54	-20.9	-	-	-	-	186	171	V
2	* 4.241	37.42	PK-U	33.7	-26.8	44.32	-	-	74	-29.68	-	-	86	115	V
	* 4.237	26.97	ADR	33.7	-26.9	33.77	54	-20.23	-	-	-	-	86	115	V
3	* 5	37.76	PK-U	34.2	-26.8	45.16	-	-	74	-28.84	-	-	204	108	H
	* 4.996	28.04	ADR	34.2	-26.7	35.54	54	-18.46	-	-	-	-	204	108	H
4	6.308	36.82	PK-U	35.3	-26.4	45.72	-	-	-	-	68.2	-22.48	36	105	H
5	* 11.438	34.12	PK-U	38	-21.7	50.42	-	-	74	-23.58	-	-	207	186	V
	* 11.438	23.59	ADR	38	-21.7	39.89	54	-14.11	-	-	-	-	207	186	V
6	* 12.064	34.67	PK-U	38.8	-22.3	51.17	-	-	74	-22.83	-	-	213	110	V
	* 12.066	23.91	ADR	38.8	-22.3	40.41	54	-13.59	-	-	-	-	213	110	V

* - indicates frequency in CFR47 Pt 15 / IC RSS-Restricted Band
PK-U - U-NII: Maximum Peak
ADR - U-NII AD primary method, RMS average

UL VERIFICATION SERVICES INC. FORM NO: CCSUP4701J
47173 BENICIA STREET, FREMONT, CA 94538, USA TEL: (510) 771-1000 FAX: (510) 661-0888
This report shall not be reproduced except in full, without the written approval of UL Verification Services Inc.

9.2.25. 11n HT40 ANTENNA A SISO MODE IN THE 5.6GHz BAND

RESTRICTED BANDEDGE (LOW CHANNEL)

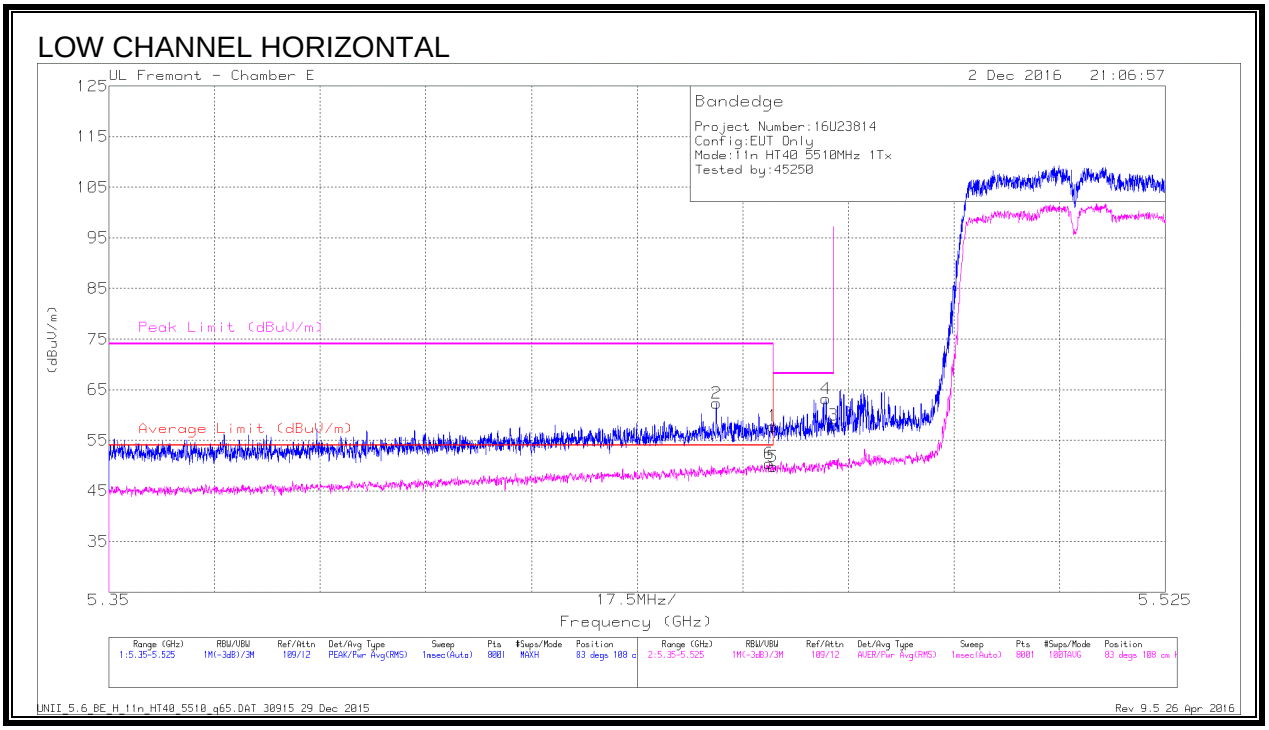

Marker	Frequency (GHz)	Meter Reading (dBuV)	Det	AF T711 (dB/m)	Amp/Cbl/Fltr/Pad (dB)	DC Corr (dB)	Corrected Reading (dBuV/m)	Average Limit (dBuV/m)	Margin (dB)	Peak Limit (dBuV/m)	PK Margin (dB)	Azimuth (Degs)	Height (cm)	Polarity
1	* 5.46	42.7	Pk	34.4	-19.3	0	57.8	-	-	74	-16.2	83	108	H
2	* 5.451	47.35	Pk	34.4	-19.4	0	62.35	-	-	74	-11.65	83	108	H
3	5.47	43.03	Pk	34.4	-19.4	0	58.03	-	-	68.2	-10.17	83	108	H
4	5.469	48.16	Pk	34.4	-19.4	0	63.16	-	-	68.2	-5.04	83	108	H
5	* 5.46	34.56	RMS	34.4	-19.3	.1	49.76	54	-4.24	-	-	83	108	H
6	* 5.459	35.22	RMS	34.4	-19.3	.1	50.42	54	-3.58	-	-	83	108	H

* - indicates frequency in CFR47 Pt 15 / IC RSS-Restricted Band
Pk - Peak detector
RMS - RMS detection

UL VERIFICATION SERVICES INC. FORM NO: CCSUP4701J
47173 BENICIA STREET, FREMONT, CA 94538, USA TEL: (510) 771-1000 FAX: (510) 661-0888
This report shall not be reproduced except in full, without the written approval of UL Verification Services Inc.

LOW CHANNEL VERTICAL

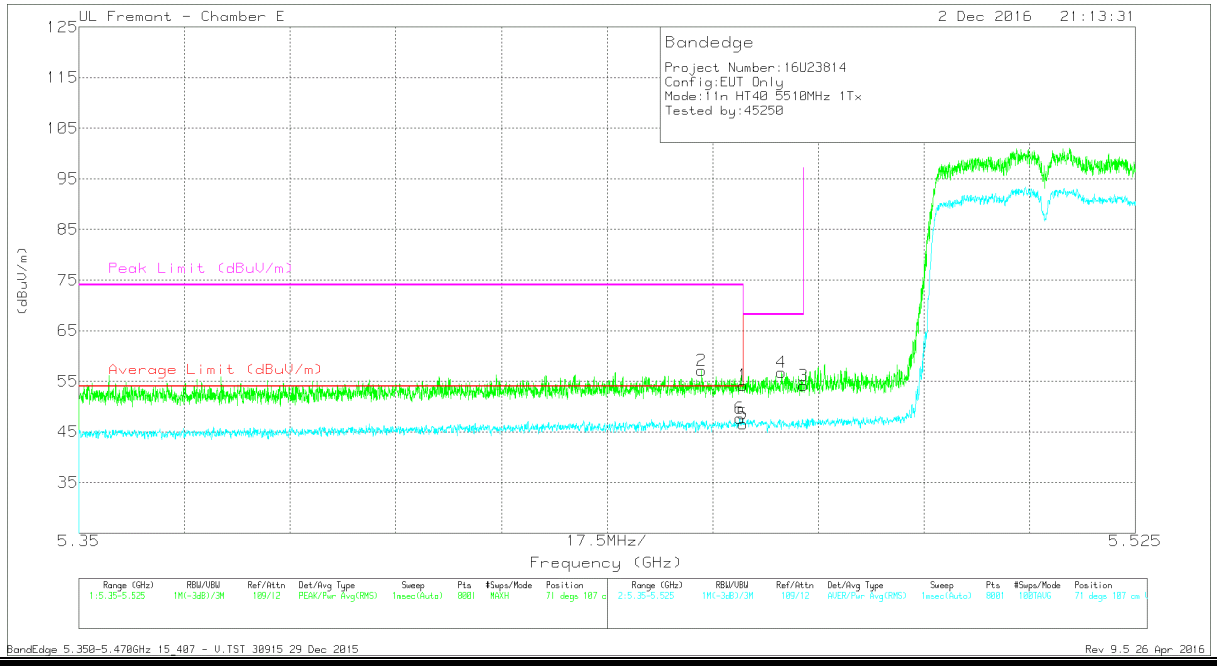

Marker	Frequency (GHz)	Meter Reading (dBuV)	Det	AF T711 (dB/m)	Amp/Cbl/Fltr/Pad (dB)	DC Corr (dB)	Corrected Reading (dBuV/m)	Average Limit (dBuV/m)	Margin (dB)	Peak Limit (dBuV/m)	PK Margin (dB)	Azimuth (Degs)	Height (cm)	Polarity
1	* 5.46	39.1	Pk	34.4	-19.3	0	54.2	-	-	74	-19.8	71	107	V
2	* 5.453	42.01	Pk	34.4	-19.3	0	57.11	-	-	74	-16.89	71	107	V
3	5.47	39.09	Pk	34.4	-19.4	0	54.09	-	-	68.2	-14.11	71	107	V
4	5.466	41.71	Pk	34.4	-19.4	0	56.71	-	-	68.2	-11.49	71	107	V
5	* 5.46	31.32	RMS	34.4	-19.3	.1	46.52	54	-7.48	-	-	71	107	V
6	* 5.459	32.52	RMS	34.4	-19.3	.1	47.72	54	-6.28	-	-	71	107	V

* - indicates frequency in CFR47 Pt 15 / IC RSS-Restricted Band
Pk - Peak detector
RMS - RMS detection

UL VERIFICATION SERVICES INC. FORM NO: CCSUP4701J
47173 BENICIA STREET, FREMONT, CA 94538, USA TEL: (510) 771-1000 FAX: (510) 661-0888
This report shall not be reproduced except in full, without the written approval of UL Verification Services Inc.

AUTHORIZED BANDEDGE (HIGH CHANNEL)

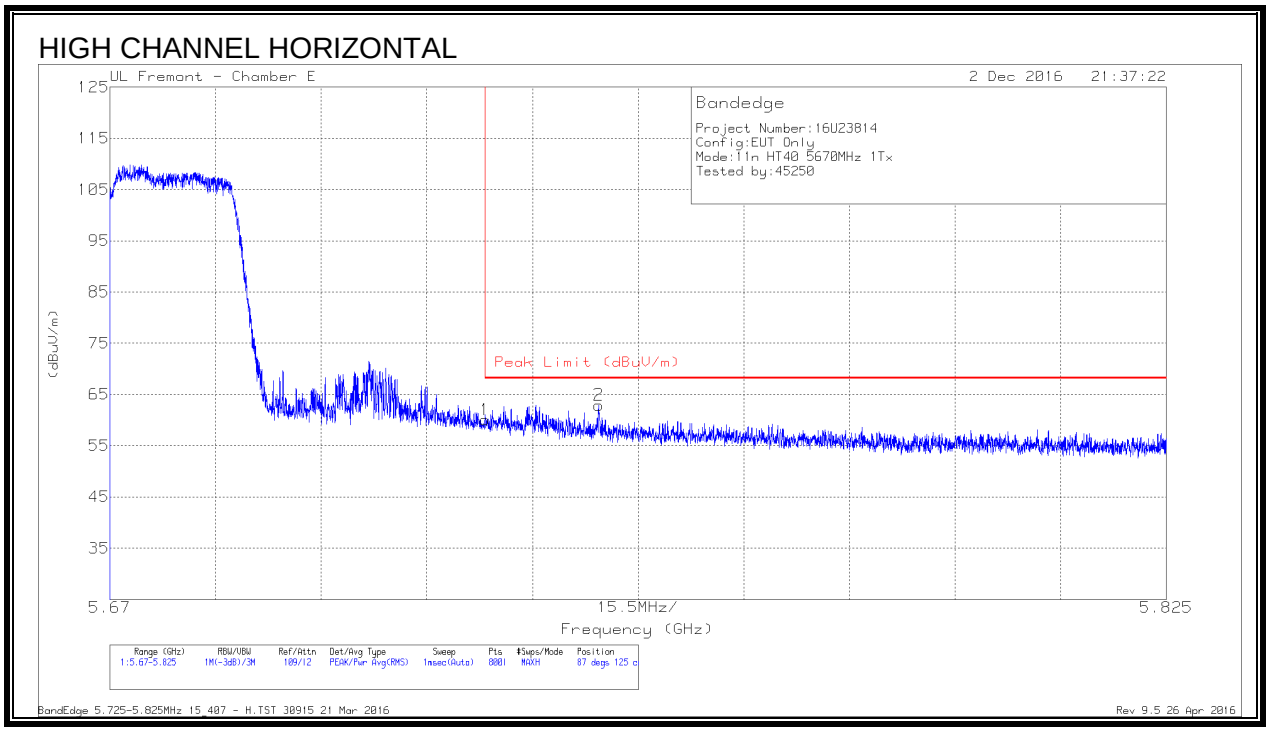

Marker	Frequency (GHz)	Meter Reading (dBuV)	Det	AF T711 (dB/m)	Amp/Cbl/ Fltr/Pad (dB)	Corrected Reading (dBuV/m)	Peak Limit (dBuV/m)	PK Margin (dB)	Azimuth (Degs)	Height (cm)	Polarity
1	5.725	44.8	Pk	34.9	-19.6	60.1	68.2	-8.1	87	125	H
2	5.742	47.55	Pk	34.9	-19.5	62.95	68.2	-5.25	87	125	H

Pk - Peak detector

UL VERIFICATION SERVICES INC. FORM NO: CCSUP4701J
47173 BENICIA STREET, FREMONT, CA 94538, USA TEL: (510) 771-1000 FAX: (510) 661-0888
This report shall not be reproduced except in full, without the written approval of UL Verification Services Inc.

HIGH CHANNEL VERTICAL

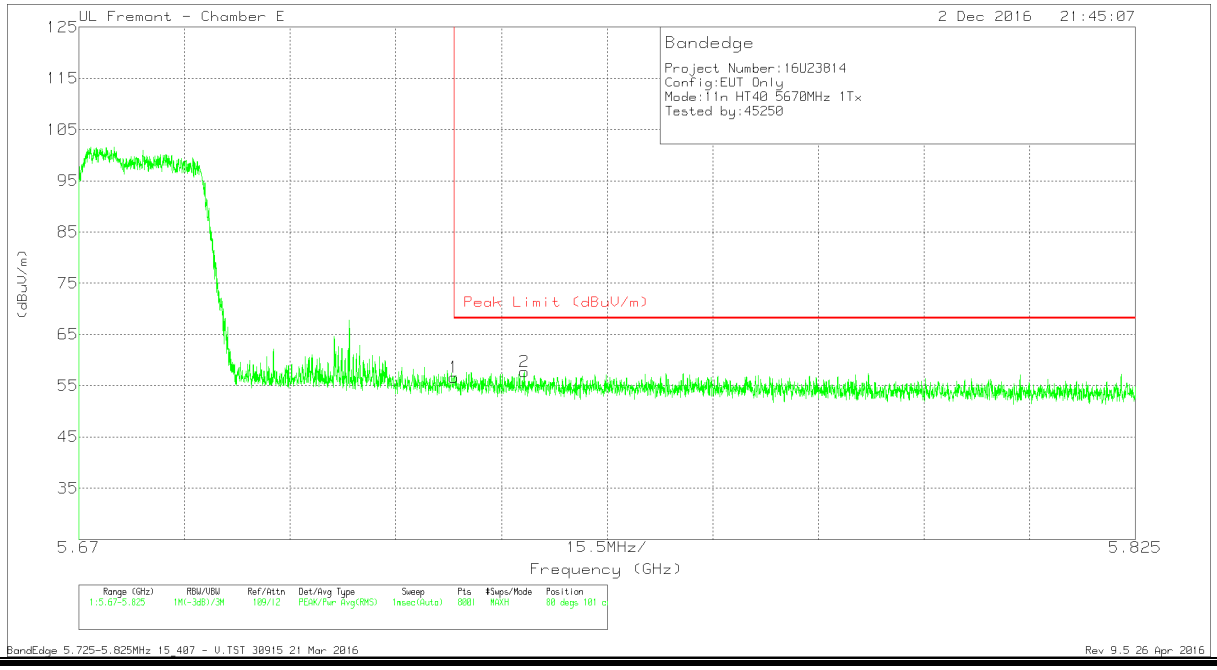

Marker	Frequency (GHz)	Meter Reading (dBuV)	Det	AF T711 (dB/m)	Amp/Cbl/Fltr/Pad (dB)	Corrected Reading (dBuV/m)	Peak Limit (dBuV/m)	PK Margin (dB)	Azimuth (Degs)	Height (cm)	Polarity
1	5.725	41.31	Pk	34.9	-19.6	56.61	68.2	-11.59	80	101	V
2	5.735	42.3	Pk	34.9	-19.5	57.7	68.2	-10.5	80	101	V

Pk - Peak detector

UL VERIFICATION SERVICES INC. FORM NO: CCSUP4701J
47173 BENICIA STREET, FREMONT, CA 94538, USA TEL: (510) 771-1000 FAX: (510) 661-0888
This report shall not be reproduced except in full, without the written approval of UL Verification Services Inc.

HARMONICS AND SPURIOUS EMISSIONS

LOW CHANNEL HORIZONTAL

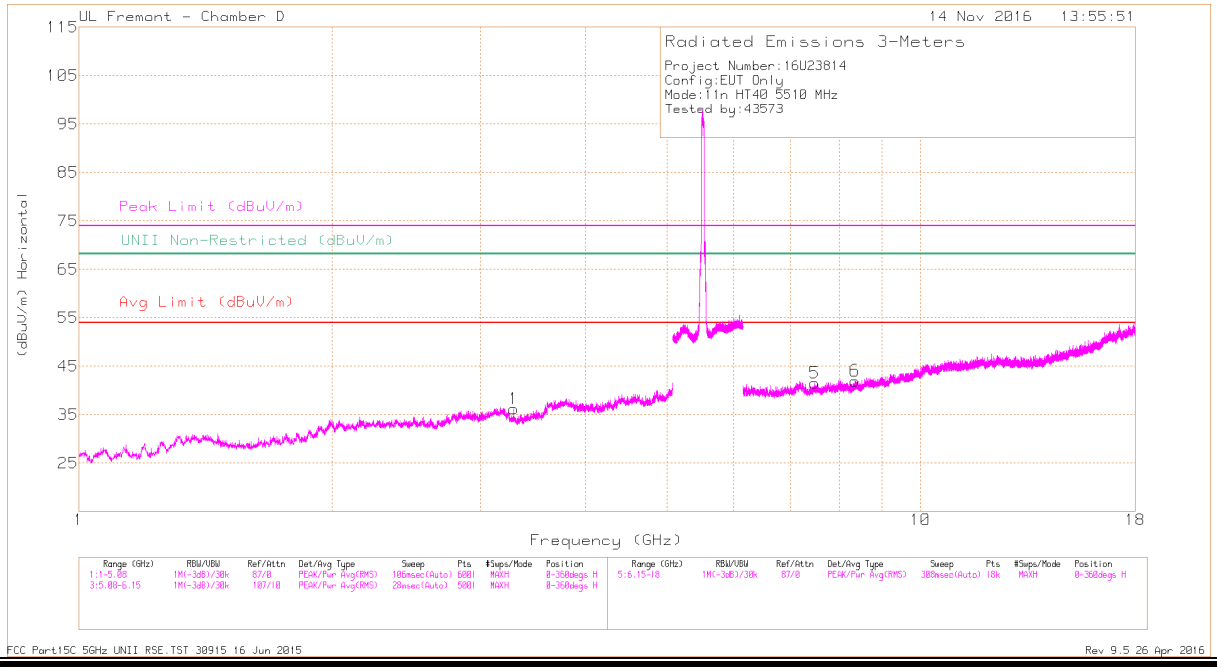

LOW CHANNEL VERTICAL

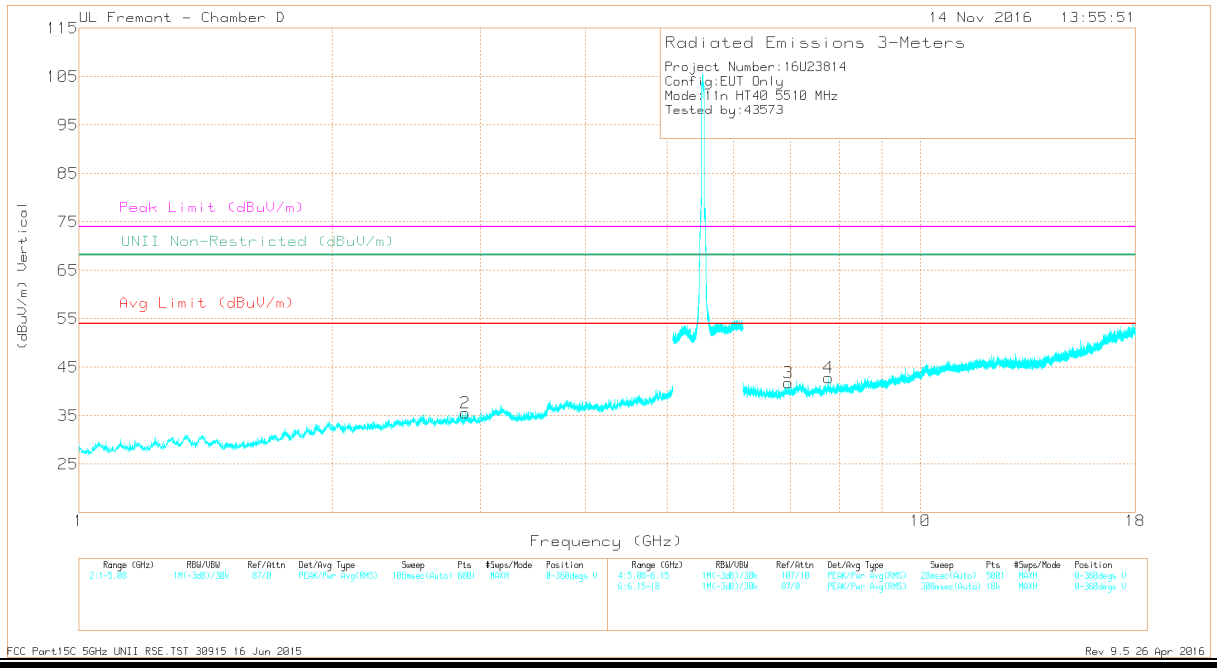

This report shall not be reproduced except in full, without the written approval of UL Verification Services Inc.

Marker	Frequency (GHz)	Meter Reading (dBuV)	Det	AF T712 (dB/m)	Amp/Cbl/Fltr/Pad (dB)	DC Corr (dB)	Corrected Reading (dBuV/m)	Avg Limit (dBuV/m)	Margin (dB)	Peak Limit (dBuV/m)	PK Margin (dB)	UNII Non-Restricted (dBuV/m)	PK Margin (dB)	Azimuth (Degs)	Height (cm)	Polarity
1	3.286	38.77	PK-U	32.8	-29.2	0	42.37	-	-	-	-	68.2	-25.83	63	120	H
2	* 2.878	38.67	PK-U	32.3	-29	0	41.97	-	-	74	-32.03	-	-	55	186	V
	* 2.88	28.05	ADR	32.3	-28.9	.1	31.55	54	-22.45	-	-	-	-	55	186	V
3	6.961	36.67	PK-U	35.7	-25.3	0	47.07	-	-	-	-	68.2	-21.13	92	214	V
4	7.779	36.1	PK-U	35.9	-24	0	48	-	-	-	-	68.2	-20.2	157	208	V
5	* 7.481	36.81	PK-U	35.7	-24.1	0	48.41	-	-	74	-25.59	-	-	126	157	H
	* 7.483	26.3	ADR	35.7	-24.1	.1	38	54	-16	-	-	-	-	126	157	H
6	* 8.351	35.09	PK-U	35.8	-23.3	0	47.59	-	-	74	-26.41	-	-	87	143	H
	* 8.354	25.67	ADR	35.8	-23.2	.1	38.37	54	-15.63	-	-	-	-	87	143	H

* - indicates frequency in CFR47 Pt 15 / IC RSS-Restricted Band
PK-U - U-NII: Maximum Peak
ADR - U-NII AD primary method, RMS average

UL VERIFICATION SERVICES INC. FORM NO: CCSUP4701J
47173 BENICIA STREET, FREMONT, CA 94538, USA TEL: (510) 771-1000 FAX: (510) 661-0888
This report shall not be reproduced except in full, without the written approval of UL Verification Services Inc.

MID CHANNEL HORIZONTAL

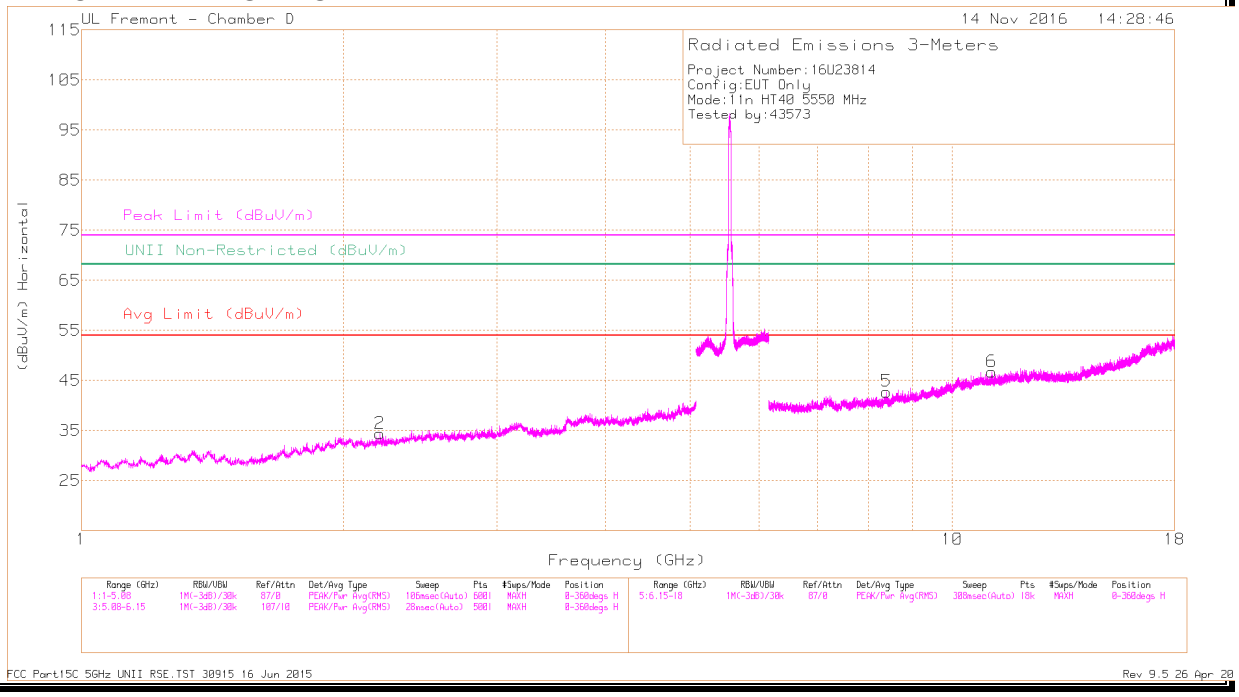

MID CHANNEL VERTICAL

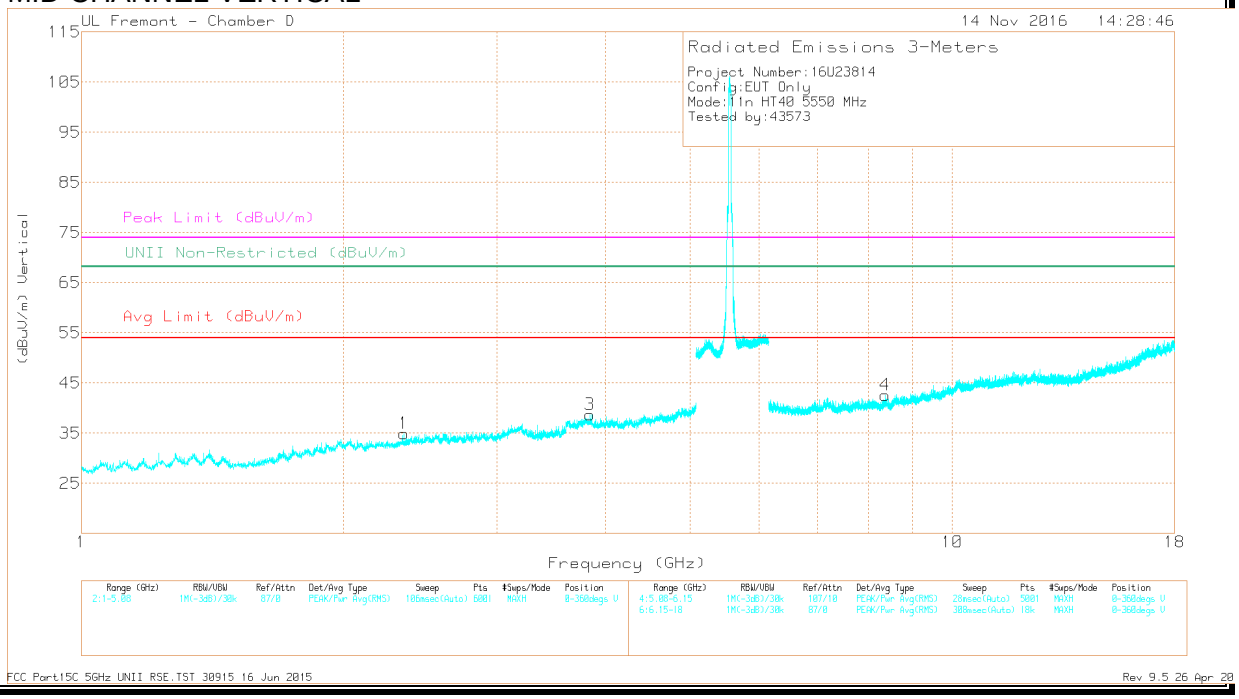

UL VERIFICATION SERVICES INC. FORM NO: CCSUP4701J
47173 BENICIA STREET, FREMONT, CA 94538, USA TEL: (510) 771-1000 FAX: (510) 661-0888
This report shall not be reproduced except in full, without the written approval of UL Verification Services Inc.

Marker	Frequency (GHz)	Meter Reading (dBuV)	Det	AF T712 (dB/m)	Amp/Cbl /Fltr/Pad (dB)	DC Corr (dB)	Corrected Reading (dBuV/m)	Avg Limit (dBuV/m)	Margin (dB)	Peak Limit (dBuV/m)	PK Margin (dB)	UNII Non-Restricted (dBuV/m)	PK Margin (dB)	Azimuth (Degs)	Height (cm)	Polarity
1	* 2.344	39.68	PK-U	31.7	-30.3	0	41.08	-	-	74	-32.92	-	-	103	163	V
	* 2.344	28.52	ADR	31.7	-30.3	.1	30.02	54	-23.98	-	-	-	-	103	163	V
2	* 2.201	39.5	PK-U	31.6	-30.8	0	40.3	-	-	74	-33.7	-	-	56	158	H
	* 2.201	29.1	ADR	31.6	-30.8	.1	30	54	-24	-	-	-	-	56	158	H
3	* 3.835	39.67	PK-U	33.5	-28.5	0	44.67	-	-	74	-29.33	-	-	254	188	V
	* 3.837	29.33	ADR	33.5	-28.5	.1	34.43	54	-19.57	-	-	-	-	254	188	V
4	* 8.378	36.93	PK-U	35.8	-23.4	0	49.33	-	-	74	-24.67	-	-	24	108	V
	* 8.377	25.68	ADR	35.8	-23.3	.1	38.28	54	-15.72	-	-	-	-	24	108	V
5	* 8.398	36.87	PK-U	35.8	-23.6	0	49.07	-	-	74	-24.93	-	-	88	112	H
	* 8.396	25.88	ADR	35.8	-23.6	.1	38.18	54	-15.82	-	-	-	-	88	112	H
6	* 11.101	34.32	PK-U	38	-21.2	0	51.12	-	-	74	-22.88	-	-	49	154	H
	* 11.1	25.55	ADR	38	-21.2	.1	42.45	54	-11.55	-	-	-	-	49	154	H

* - indicates frequency in CFR47 Pt 15 / IC RSS-Restricted Band
PK-U - U-NII: Maximum Peak
ADR - U-NII AD primary method, RMS average

UL VERIFICATION SERVICES INC. FORM NO: CCSUP4701J
47173 BENICIA STREET, FREMONT, CA 94538, USA TEL: (510) 771-1000 FAX: (510) 661-0888
This report shall not be reproduced except in full, without the written approval of UL Verification Services Inc.

HIGH CHANNEL HORIZONTAL

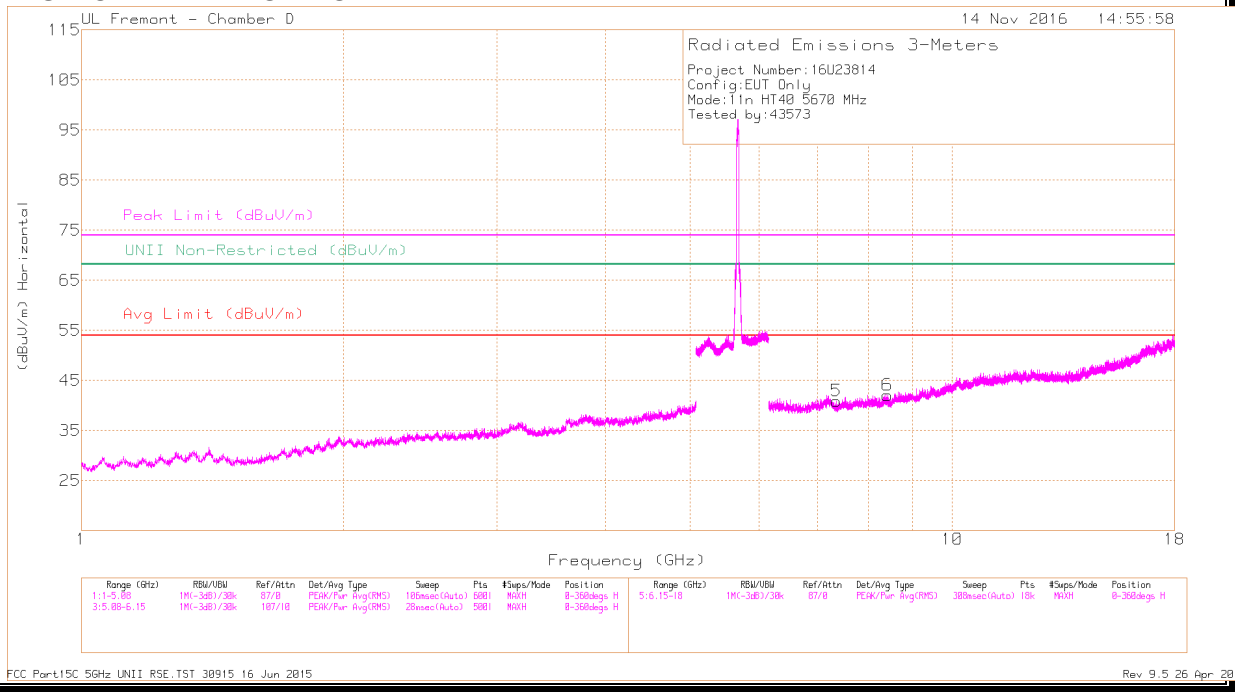

HIGH CHANNEL VERTICAL

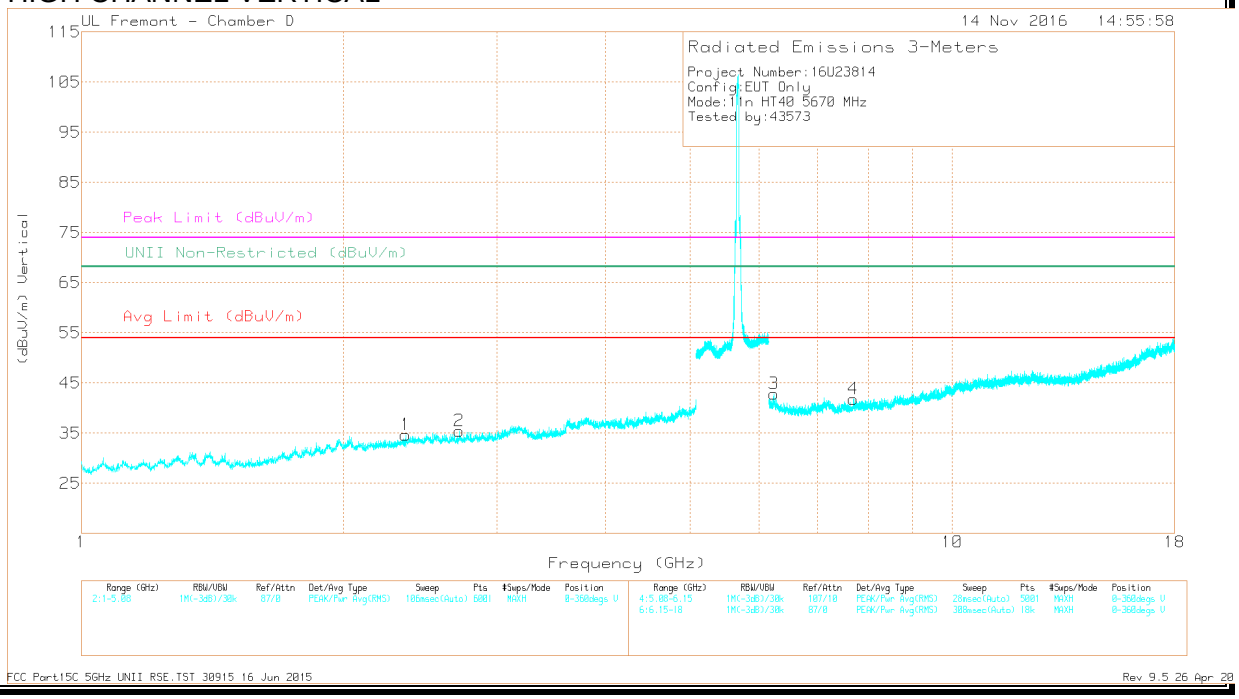

UL VERIFICATION SERVICES INC. FORM NO: CCSUP4701J
47173 BENICIA STREET, FREMONT, CA 94538, USA TEL: (510) 771-1000 FAX: (510) 661-0888
This report shall not be reproduced except in full, without the written approval of UL Verification Services Inc.

Marker	Frequency (GHz)	Meter Reading (dBuV)	Det	AF T712 (dB/m)	Amp/Cbl/Fltr/Pad (dB)	DC Corr (dB)	Corrected Reading (dBuV/m)	Avg Limit (dBuV/m)	Margin (dB)	Peak Limit (dBuV/m)	PK Margin (dB)	UNII Non-Restricted (dBuV/m)	PK Margin (dB)	Azimuth (Degs)	Height (cm)	Polarity
1	* 2.357	38.81	PK-U	31.8	-30.3	0	40.31	-	-	74	-33.69	-	-	88	109	V
	* 2.355	28.69	ADR	31.8	-30.3	.1	30.29	54	-23.71	-	-	-	-	88	109	V
2	* 2.716	39.07	PK-U	32.4	-30.3	0	41.17	-	-	74	-32.83	-	-	205	157	V
	* 2.716	28.91	ADR	32.4	-30.3	.1	31.11	54	-22.89	-	-	-	-	205	157	V
3	6.238	37.77	PK-U	35.6	-26.3	0	47.07	-	-	-	-	68.2	-21.13	241	108	V
4	* 7.704	36.37	PK-U	35.8	-24.2	0	47.97	-	-	74	-26.03	-	-	210	127	V
	* 7.701	26.18	ADR	35.8	-24.2	.1	37.88	54	-16.12	-	-	-	-	210	127	V
5	* 7.357	36.47	PK-U	35.6	-25.3	0	46.77	-	-	74	-27.23	-	-	16	103	H
	* 7.357	26.65	ADR	35.6	-25.2	.1	37.15	54	-16.85	-	-	-	-	16	103	H
6	* 8.422	35.63	PK-U	35.8	-23.6	0	47.83	-	-	74	-26.17	-	-	83	163	H
	* 8.423	25.9	ADR	35.8	-23.6	.1	38.2	54	-15.8	-	-	-	-	83	163	H

* - indicates frequency in CFR47 Pt 15 / IC RSS-Restricted Band
PK-U - U-NII: Maximum Peak
ADR - U-NII AD primary method, RMS average

UL VERIFICATION SERVICES INC. FORM NO: CCSUP4701J
47173 BENICIA STREET, FREMONT, CA 94538, USA TEL: (510) 771-1000 FAX: (510) 661-0888
This report shall not be reproduced except in full, without the written approval of UL Verification Services Inc.

9.2.26. 11ac HT40 ANTENNA A SISO STRADDLE CHANNEL 142

HARMONICS AND SPURIOUS EMISSIONS

LOW CHANNEL HORIZONTAL

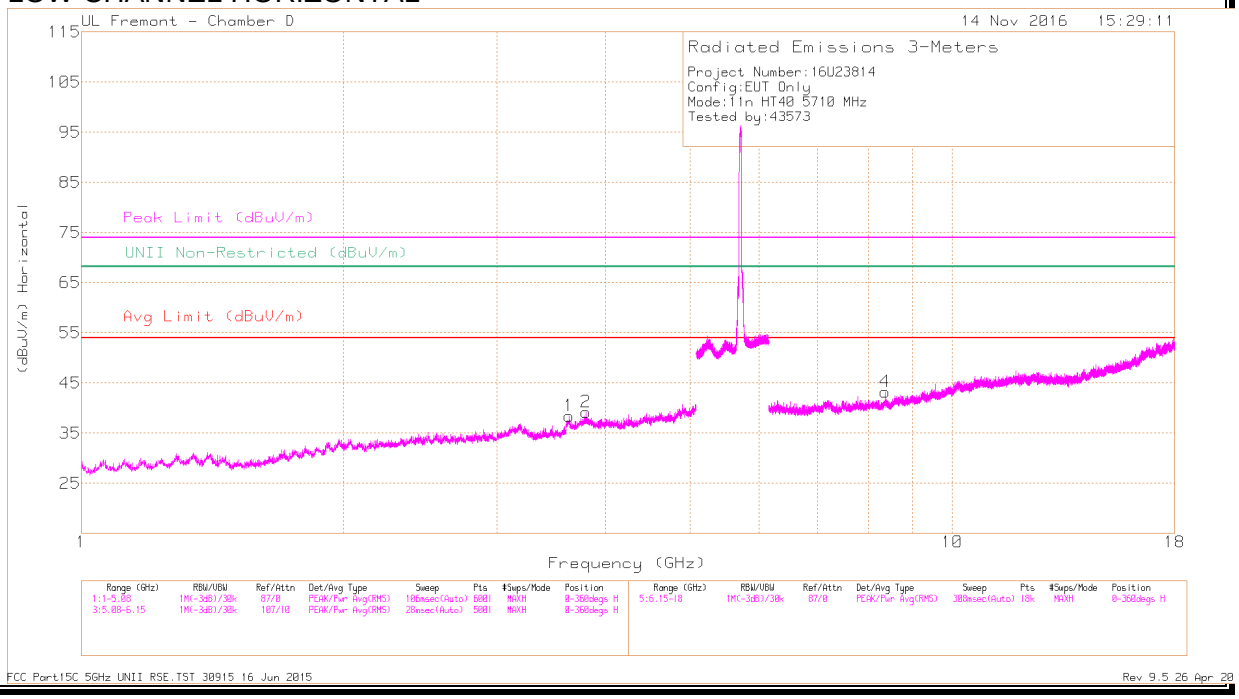

LOW CHANNEL VERTICAL

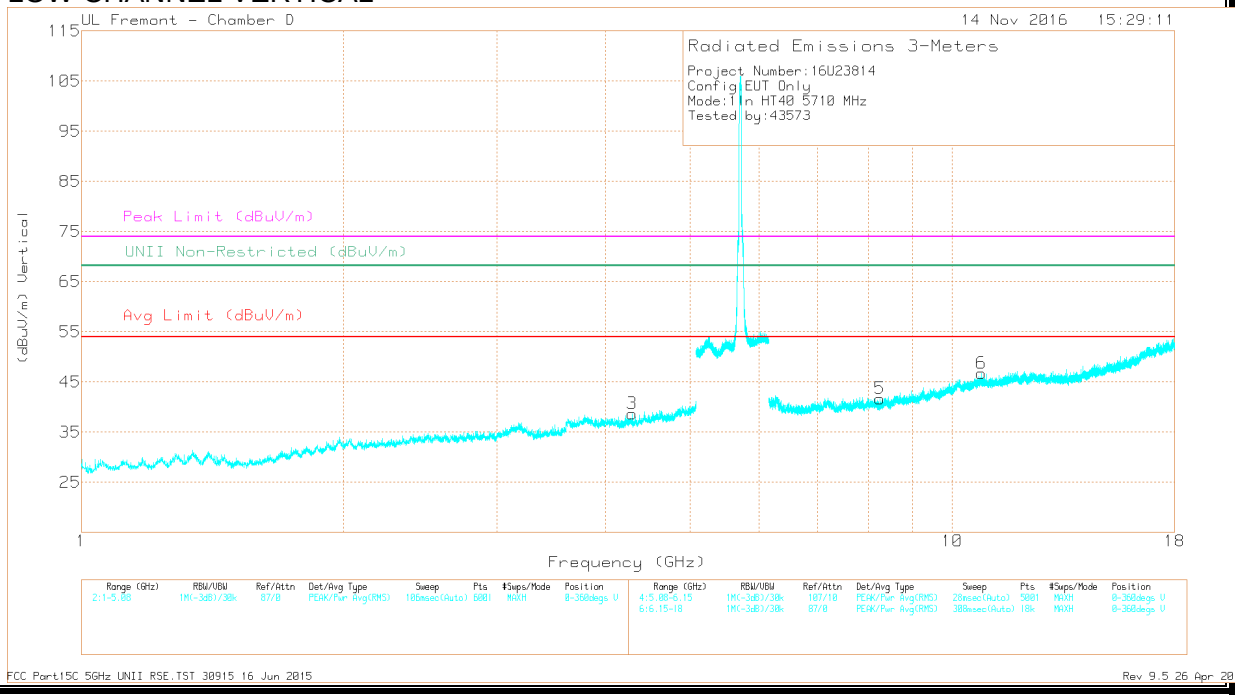

This report shall not be reproduced except in full, without the written approval of UL Verification Services Inc.

Marker	Frequency (GHz)	Meter Reading (dBuV)	Det	AF T712 (dB/m)	Amp/Cbl/Fltr/Pad (dB)	DC Corr (dB)	Corrected Reading (dBuV/m)	Avg Limit (dBuV/m)	Margin (dB)	Peak Limit (dBuV/m)	PK Margin (dB)	UNII Non-Restricted (dBuV/m)	PK Margin (dB)	Azimuth (Degs)	Height (cm)	Polarity
1	* 3.629	39.47	PK-U	33.4	-28.9	0	43.97	-	-	74	-30.03	-	-	31	175	H
	* 3.63	28.77	ADR	33.4	-28.9	.1	33.37	54	-20.63	-	-	-	-	31	175	H
2	* 3.797	39.78	PK-U	33.6	-28.4	0	44.98	-	-	74	-29.02	-	-	260	319	H
	* 3.8	28.7	ADR	33.6	-28.4	.1	34	54	-20	-	-	-	-	260	319	H
3	*** 4.291**	**38.92**	**PK-U**	**33.5**	**-27.9**	**0**	**44.52**	**-**	**-**	**74**	**-29.48**	**-**	**-**	**53**	**201**	**V**
	* 4.289	27.8	ADR	33.5	-27.9	.1	33.5	54	-20.5	-	-	-	-	53	201	V
4	* 8.367	35.6	PK-U	35.8	-23.1	0	48.3	-	-	74	-25.7	-	-	0	344	H
	* 8.371	24.79	ADR	35.8	-23.2	.1	37.49	54	-16.51	-	-	-	-	0	344	H
5	* 8.26	35.88	PK-U	35.8	-24.1	0	47.58	-	-	74	-26.42	-	-	93	309	V
	* 8.258	25	ADR	35.8	-24.1	.1	36.8	54	-17.2	-	-	-	-	93	309	V
6	* 10.804	34.96	PK-U	37.9	-20.6	0	52.26	-	-	74	-21.74	-	-	57	310	V
	* 10.807	24.23	ADR	37.9	-20.6	.1	41.63	54	-12.37	-	-	-	-	57	310	V

* - indicates frequency in CFR47 Pt 15 / IC RSS-Restricted Band
PK-U - U-NII: Maximum Peak
ADR - U-NII AD primary method, RMS average

This report shall not be reproduced except in full, without the written approval of UL Verification Services Inc.

9.2.27. 11n HT40 ANTENNA B SISO MODE IN THE 5.6GHz BAND

RESTRICTED BANDEDGE (LOW CHANNEL)

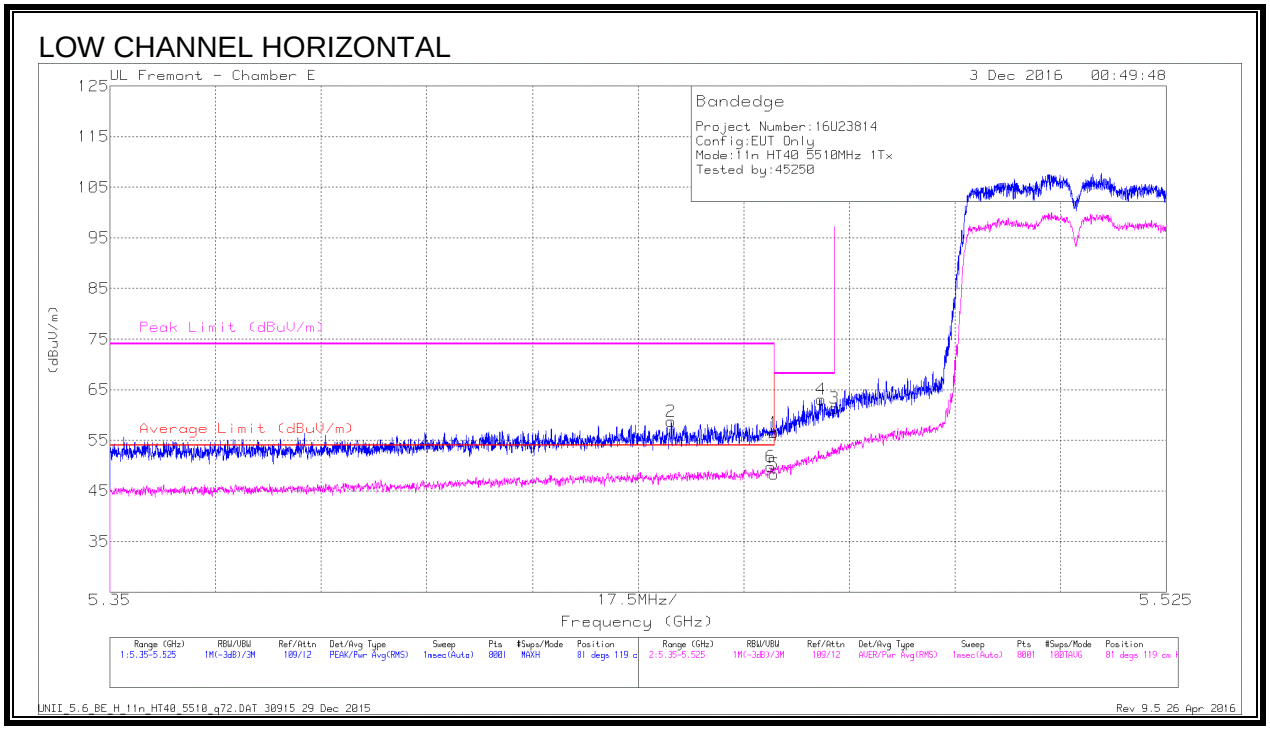

Marker	Frequency (GHz)	Meter Reading (dBuV)	Det	AF T711 (dB/m)	Amp/Cbl/Fltr/Pad (dB)	DC Corr (dB)	Corrected Reading (dBuV/m)	Average Limit (dBuV/m)	Margin (dB)	Peak Limit (dBuV/m)	PK Margin (dB)	Azimuth (Degs)	Height (cm)	Polarity
1	* 5.46	41.39	Pk	34.4	-19.3	0	56.49	-	-	74	-17.51	81	119	H
2	* 5.443	43.77	Pk	34.4	-19.4	0	58.77	-	-	74	-15.23	81	119	H
3	5.47	46.38	Pk	34.4	-19.4	0	61.38	-	-	68.2	-6.82	81	119	H
4	5.468	48.23	Pk	34.4	-19.5	0	63.13	-	-	68.2	-5.07	81	119	H
5	* 5.46	33.25	RMS	34.4	-19.3	.1	48.45	54	-5.55	-	-	81	119	H
6	* 5.46	34.65	RMS	34.4	-19.3	.1	49.85	54	-4.15	-	-	81	119	H

* - indicates frequency in CFR47 Pt 15 / IC RSS-Restricted Band
Pk - Peak detector
RMS - RMS detection

This report shall not be reproduced except in full, without the written approval of UL Verification Services Inc.

LOW CHANNEL VERTICAL

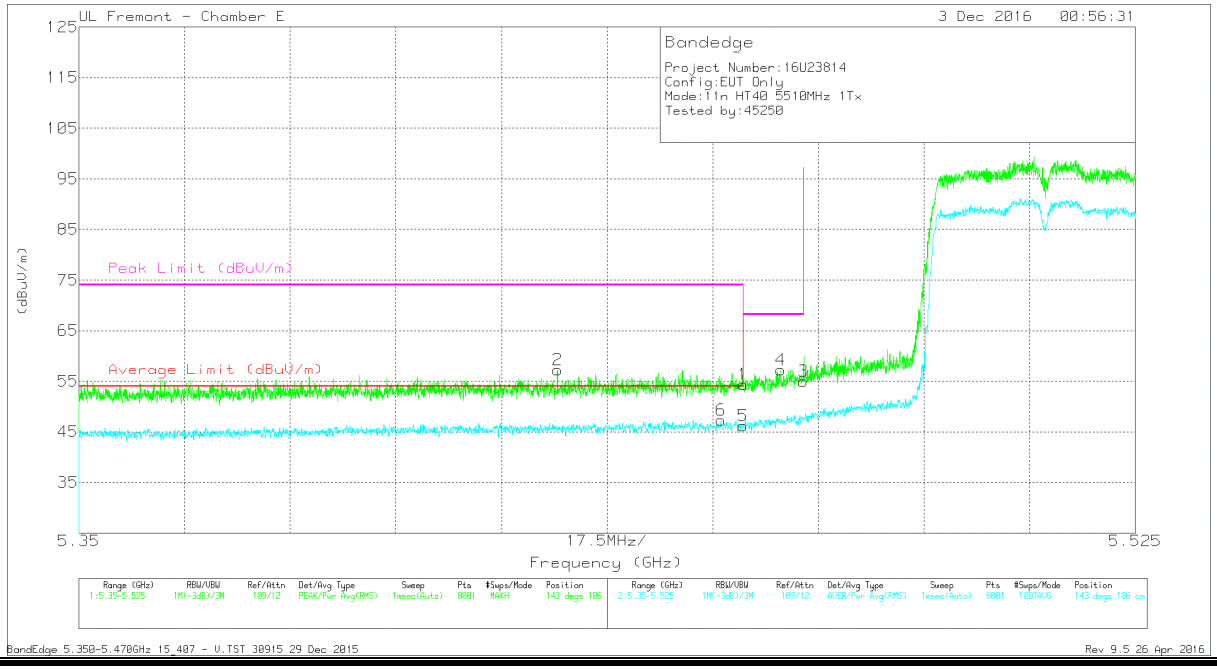

Marker	Frequency (GHz)	Meter Reading (dBuV)	Det	AF T711 (dB/m)	Amp/Cbl/Fltr/Pad (dB)	DC Corr (dB)	Corrected Reading (dBuV/m)	Average Limit (dBuV/m)	Margin (dB)	Peak Limit (dBuV/m)	PK Margin (dB)	Azimuth (Degs)	Height (cm)	Polarity
1	* 5.46	39.33	Pk	34.4	-19.3	0	54.43	-	-	74	-19.57	143	106	V
2	* 5.429	42.19	Pk	34.4	-19.3	0	57.29	-	-	74	-16.71	143	106	V
3	5.47	39.97	Pk	34.4	-19.4	0	54.97	-	-	68.2	-13.23	143	106	V
4	5.466	42.26	Pk	34.4	-19.4	0	57.26	-	-	68.2	-10.94	143	106	V
5	* 5.46	31.01	RMS	34.4	-19.3	.1	46.21	54	-7.79	-	-	143	106	V
6	* 5.456	32.22	RMS	34.4	-19.4	.1	47.32	54	-6.68	-	-	143	106	V

* - indicates frequency in CFR47 Pt 15 / IC RSS-Restricted Band
Pk - Peak detector
RMS - RMS detection

UL VERIFICATION SERVICES INC. FORM NO: CCSUP4701J
47173 BENICIA STREET, FREMONT, CA 94538, USA TEL: (510) 771-1000 FAX: (510) 661-0888
This report shall not be reproduced except in full, without the written approval of UL Verification Services Inc.

AUTHORIZED BANDEDGE (HIGH CHANNEL)

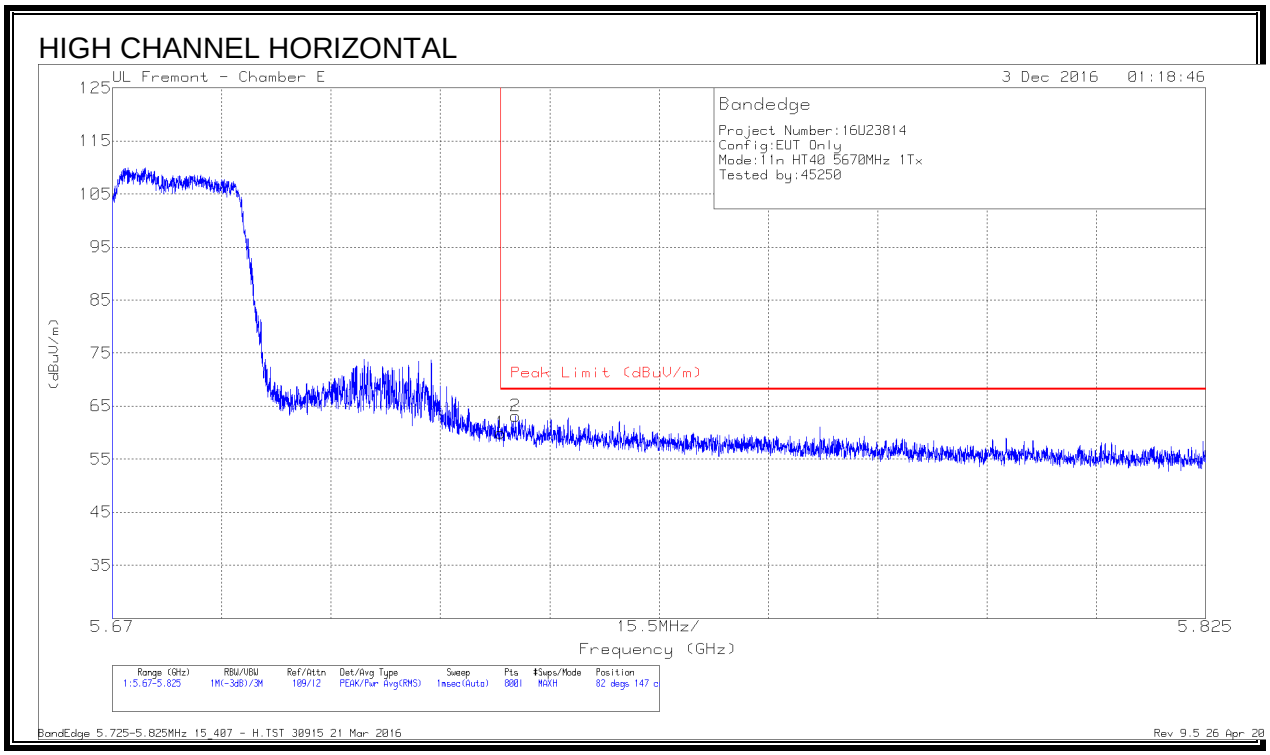

Marker	Frequency (GHz)	Meter Reading (dBuV)	Det	AF T711 (dB/m)	Amp/Cbl/Fltr/Pad (dB)	Corrected Reading (dBuV/m)	Peak Limit (dBuV/m)	PK Margin (dB)	Azimuth (Degs)	Height (cm)	Polarity
1	5.725	44.69	Pk	34.9	-19.6	59.99	68.2	-8.21	82	147	H
2	5.727	47.7	Pk	34.9	-19.5	63.1	68.2	-5.1	82	147	H

Pk - Peak detector

UL VERIFICATION SERVICES INC. FORM NO: CCSUP4701J
47173 BENICIA STREET, FREMONT, CA 94538, USA TEL: (510) 771-1000 FAX: (510) 661-0888
This report shall not be reproduced except in full, without the written approval of UL Verification Services Inc.

HIGH CHANNEL VERTICAL

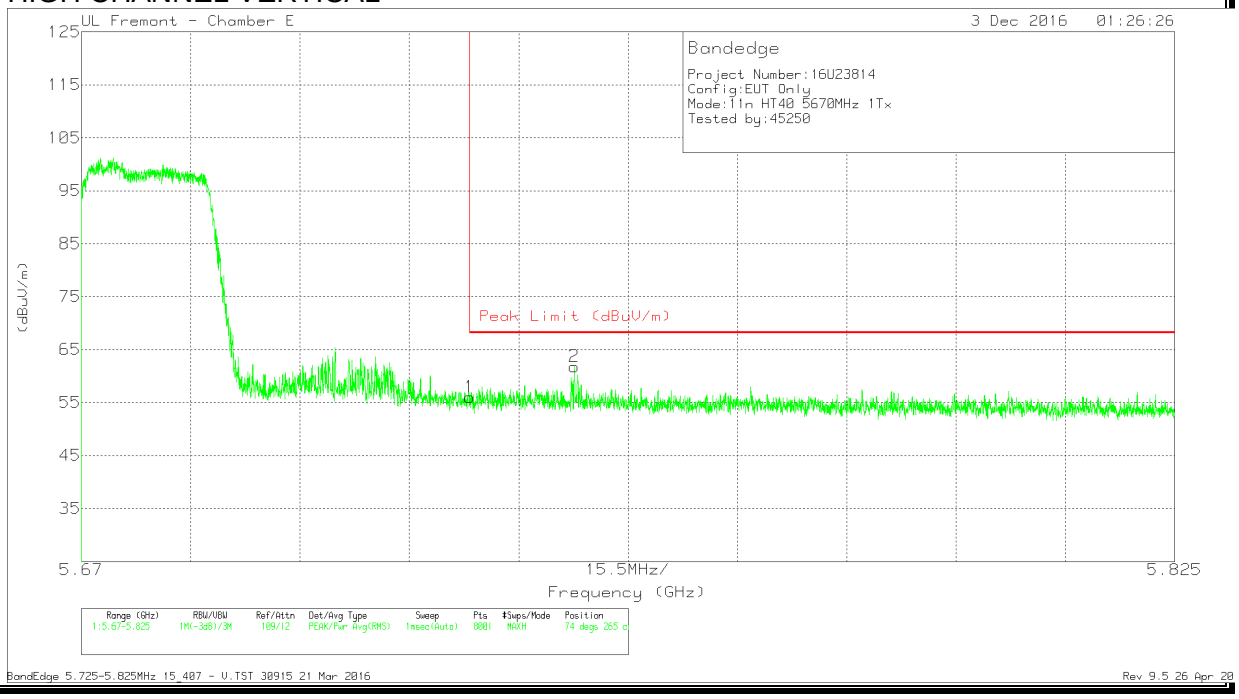

Marker	Frequency (GHz)	Meter Reading (dBuV)	Det	AF T711 (dB/m)	Amp/Cbl/Fltr/Pad (dB)	Corrected Reading (dBuV/m)	Peak Limit (dBuV/m)	PK Margin (dB)	Azimuth (Degs)	Height (cm)	Polarity
1	5.725	40.67	Pk	34.9	-19.6	55.97	68.2	-12.23	74	265	V
2	5.74	46.43	Pk	34.9	-19.6	61.73	68.2	-6.47	74	265	V

Pk - Peak detector

UL VERIFICATION SERVICES INC. FORM NO: CCSUP4701J
47173 BENICIA STREET, FREMONT, CA 94538, USA TEL: (510) 771-1000 FAX: (510) 661-0888
This report shall not be reproduced except in full, without the written approval of UL Verification Services Inc.

HARMONICS AND SPURIOUS EMISSIONS

LOW CHANNEL HORIZONTAL

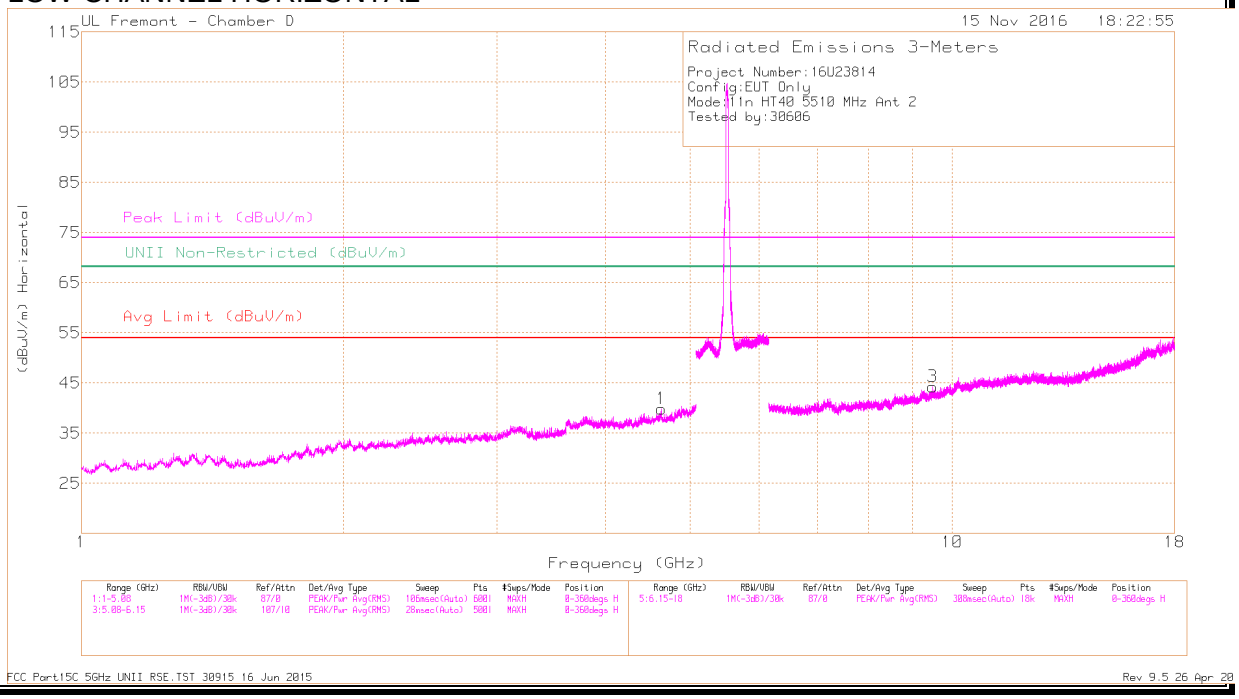

LOW CHANNEL VERTICAL

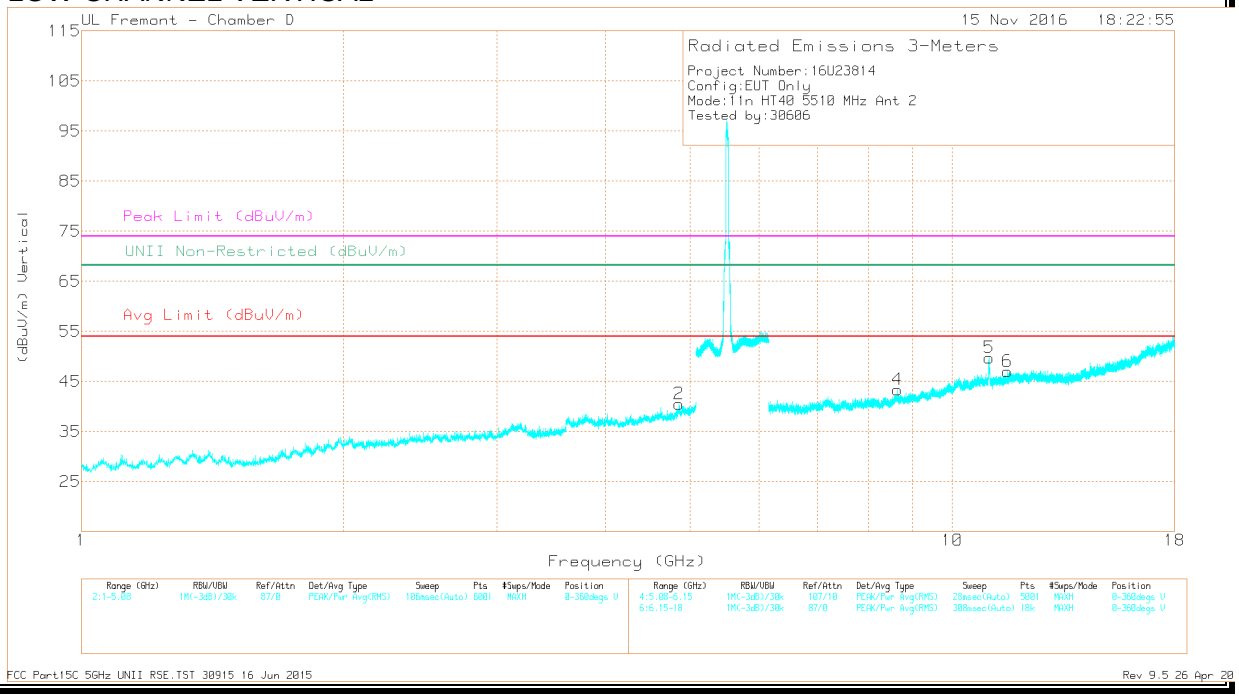

This report shall not be reproduced except in full, without the written approval of UL Verification Services Inc.

Marker	Frequency (GHz)	Meter Reading (dBuV)	Det	AF T712 (dB/m)	Amp/Cbl/Fltr/Pad (dB)	DC Corr (dB)	Corrected Reading (dBuV/m)	Avg Limit (dBuV/m)	Margin (dB)	Peak Limit (dBuV/m)	PK Margin (dB)	UNII Non-Restricted (dBuV/m)	PK Margin (dB)	Azimuth (Degs)	Height (cm)	Polarity
1	* 4.63	38.73	PK-U	34.1	-26.6	0	46.23	-	-	74	-27.77	-	-	63	223	H
	* 4.63	27.67	ADR	34.1	-26.6	.1	35.27	54	-18.13	-	-	-	-	63	223	H
2	* 4.857	38.31	PK-U	34.1	-25.3	0	47.11	-	-	74	-26.89	-	-	85	379	V
	* 4.857	26.8	ADR	34.1	-25.3	.1	35.7	54	-18.3	-	-	-	-	85	379	V
3	* 9.497	34.46	PK-U	36.6	-21.4	0	49.66	-	-	74	-24.34	-	-	265	236	H
	* 9.497	24.08	ADR	36.6	-21.4	.1	39.38	54	-14.62	-	-	-	-	265	236	H
4	8.651	35.52	PK-U	35.9	-22.7	0	48.72	-	-	-	-	68.2	-19.48	107	110	V
5	* 11.022	38.05	PK-U	38	-20.9	0	55.15	-	-	74	-18.85	-	-	257	107	V
	* 11.02	28.33	ADR	38	-20.9	.1	45.53	54	-8.47	-	-	-	-	257	107	V
6	* 11.553	34.52	PK-U	38.4	-21.1	0	51.82	-	-	74	-22.18	-	-	4	203	V
	* 11.558	24.92	ADR	38.4	-21.1	.1	42.32	54	-11.68	-	-	-	-	4	203	V

* - indicates frequency in CFR47 Pt 15 / IC RSS-Restricted Band
PK-U - U-NII: Maximum Peak
ADR - U-NII AD primary method, RMS average

UL VERIFICATION SERVICES INC. FORM NO: CCSUP4701J
47173 BENICIA STREET, FREMONT, CA 94538, USA TEL: (510) 771-1000 FAX: (510) 661-0888
This report shall not be reproduced except in full, without the written approval of UL Verification Services Inc.

MID CHANNEL HORIZONTAL

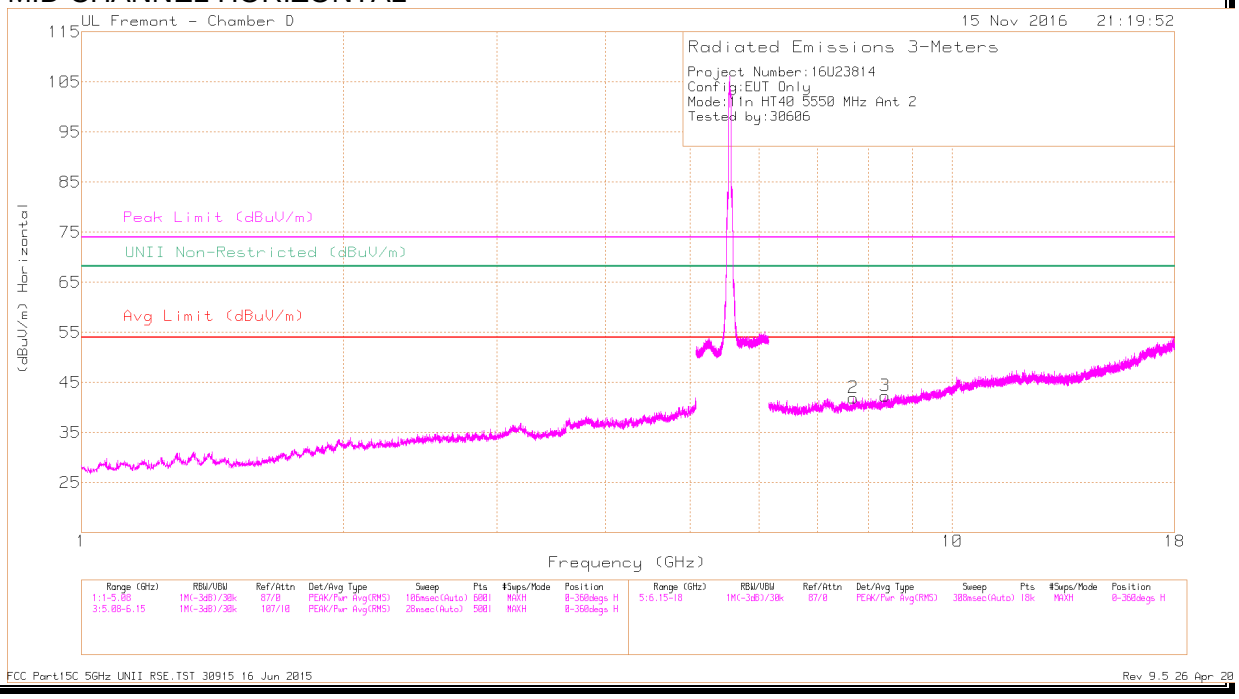

MID CHANNEL VERTICAL

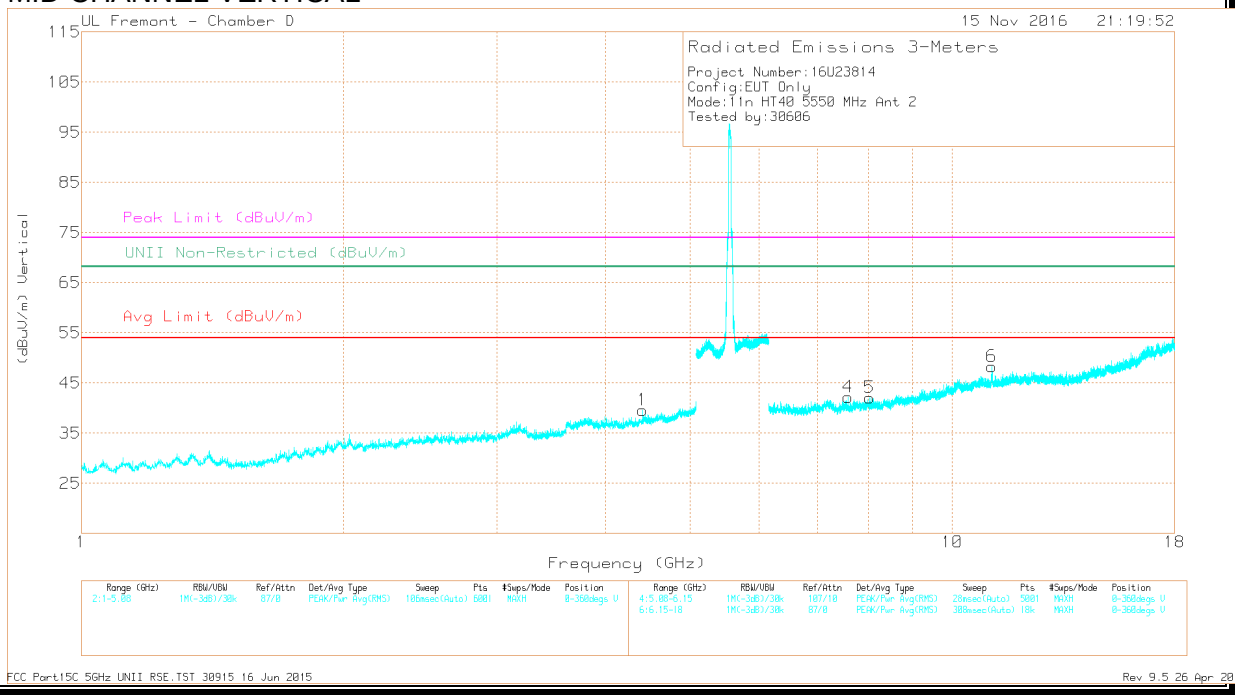

This report shall not be reproduced except in full, without the written approval of UL Verification Services Inc.

Marker	Frequency (GHz)	Meter Reading (dBuV)	Det	AF T712 (dB/m)	Amp/Cbl/Fltr/Pad (dB)	DC Corr (dB)	Corrected Reading (dBuV/m)	Avg Limit (dBuV/m)	Margin (dB)	Peak Limit (dBuV/m)	PK Margin (dB)	UNII Non-Restricted (dBuV/m)	PK Margin (dB)	Azimuth (Degs)	Height (cm)	Polarity
1	4.411	37.36	PK-U	33.9	-27.1	0	44.16	-	-	-	-	68.2	-24.04	107	200	V
2	* 7.698	37.29	PK-U	35.8	-24.3	0	48.79	-	-	74	-25.21	-	-	334	100	H
	* 7.695	25.5	ADR	35.8	-24.3	.1	37.1	54	-16.9	-	-	-	-	334	100	H
3	* 8.367	35.81	PK-U	35.8	-23.1	0	48.51	-	-	74	-25.49	-	-	278	200	H
	* 8.365	24.92	ADR	35.8	-23.2	.1	37.62	54	-16.38	-	-	-	-	278	200	H
4	* 7.592	37.71	PK-U	35.8	-25	0	48.51	-	-	74	-25.49	-	-	290	102	V
	* 7.595	25.91	ADR	35.8	-25	.1	36.81	54	-17.19	-	-	-	-	290	102	V
5	* 8.033	36.07	PK-U	35.8	-24.1	0	47.77	-	-	74	-26.23	-	-	91	102	V
	* 8.033	25.21	ADR	35.8	-24.1	.1	37.01	54	-16.99	-	-	-	-	91	102	V
6	* 11.099	39.96	PK-U	38	-21.2	0	56.76	-	-	74	-17.24	-	-	268	141	V
	* 11.1	28.71	ADR	38	-21.2	.1	45.61	54	-8.39	-	-	-	-	268	141	V

* - indicates frequency in CFR47 Pt 15 / IC RSS-Restricted Band
PK-U - U-NII: Maximum Peak
ADR - U-NII AD primary method, RMS average

UL VERIFICATION SERVICES INC. FORM NO: CCSUP4701J
47173 BENICIA STREET, FREMONT, CA 94538, USA TEL: (510) 771-1000 FAX: (510) 661-0888
This report shall not be reproduced except in full, without the written approval of UL Verification Services Inc.

HIGH CHANNEL HORIZONTAL

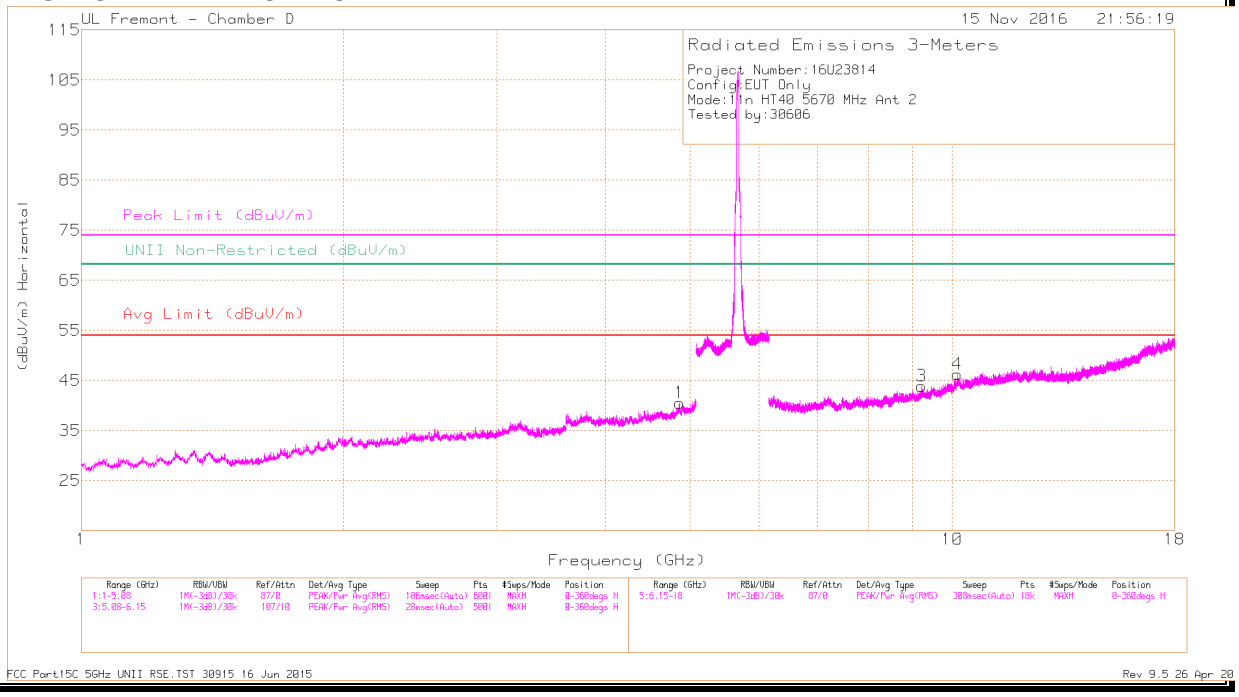

HIGH CHANNEL VERTICAL

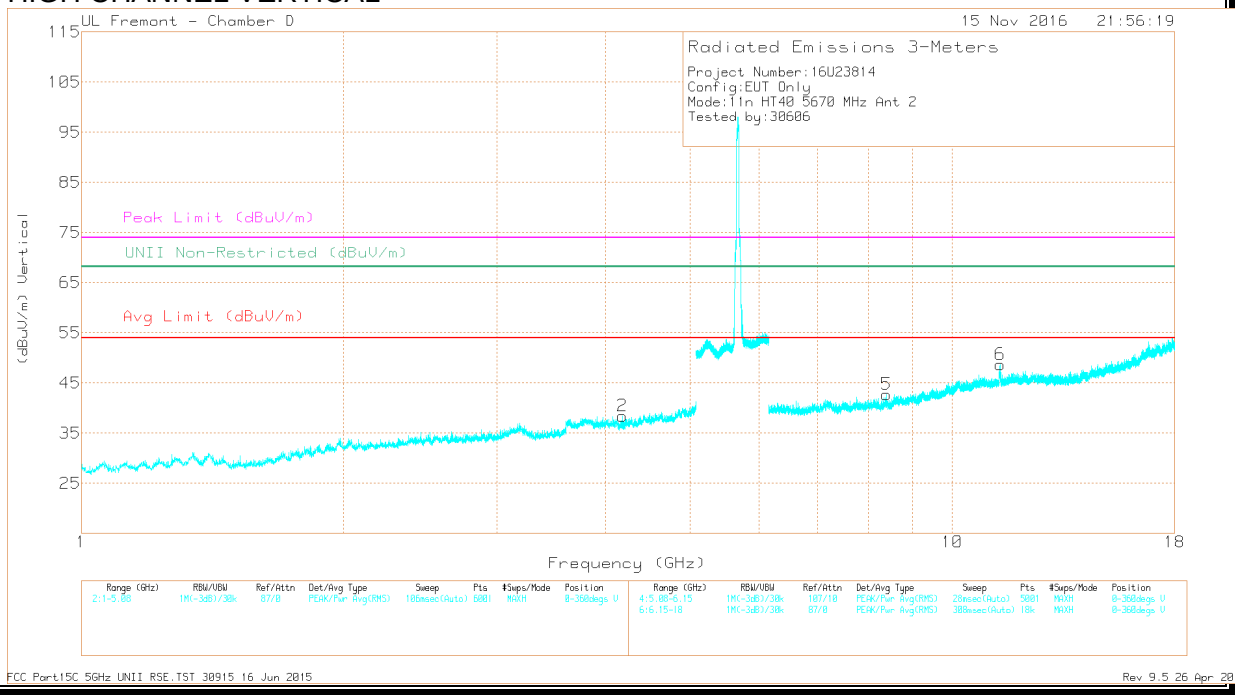

UL VERIFICATION SERVICES INC. FORM NO: CCSUP4701J
47173 BENICIA STREET, FREMONT, CA 94538, USA TEL: (510) 771-1000 FAX: (510) 661-0888
This report shall not be reproduced except in full, without the written approval of UL Verification Services Inc.

Marker	Frequency (GHz)	Meter Reading (dBuV)	Det	AF T712 (dB/m)	Amp/Cbl/Fltr/Pad (dB)	DC Corr (dB)	Corrected Reading (dBuV/m)	Avg Limit (dBuV/m)	Margin (dB)	Peak Limit (dBuV/m)	PK Margin (dB)	UNII Non-Restricted (dBuV/m)	PK Margin (dB)	Azimuth (Degs)	Height (cm)	Polarity
1	* 4.859	37.9	PK-U	34.1	-25.3	0	46.7	-	-	74	-27.3	-	-	285	100	H
	* 4.859	26.8	ADR	34.1	-25.2	.1	35.8	54	-18.2	-	-	-	-	285	100	H
2	* 4.179	38.48	PK-U	33.5	-28.1	0	43.88	-	-	74	-30.12	-	-	35	100	V
	* 4.179	27.6	ADR	33.5	-28.1	.1	33.1	54	-20.9	-	-	-	-	35	100	V
3	9.221	34.89	PK-U	36.3	-21.5	0	49.69	-	-	-	-	68.2	-18.51	72	200	H
4	10.127	35.14	PK-U	37.4	-20.5	0	52.04	-	-	-	-	68.2	-16.16	194	200	H
5	* 8.404	36.11	PK-U	35.8	-23.6	0	48.31	-	-	74	-25.69	-	-	312	101	V
	* 8.404	25.27	ADR	35.8	-23.6	.1	37.57	54	-16.43	-	-	-	-	312	101	V
6	* 11.341	40.73	PK-U	38.3	-21.5	0	57.53	-	-	74	-16.47	-	-	258	106	V
	* 11.34	29.21	ADR	38.3	-21.5	.1	46.11	54	-7.89	-	-	-	-	258	106	V

* - indicates frequency in CFR47 Pt 15 / IC RSS-Restricted Band
PK-U - U-NII: Maximum Peak
ADR - U-NII AD primary method, RMS average

This report shall not be reproduced except in full, without the written approval of UL Verification Services Inc.

9.2.28. 11ac HT40 ANTENNA B SISO STRADDLE CHANNEL 142

HARMONICS AND SPURIOUS EMISSIONS

LOW CHANNEL HORIZONTAL

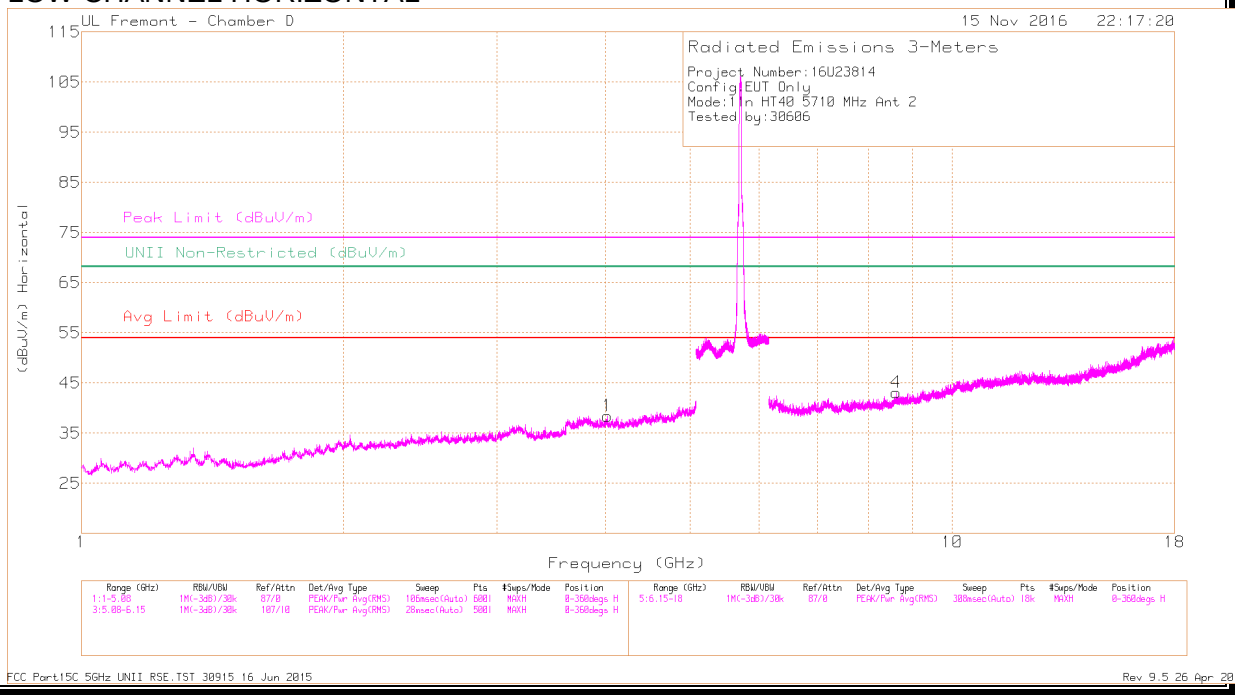

LOW CHANNEL VERTICAL

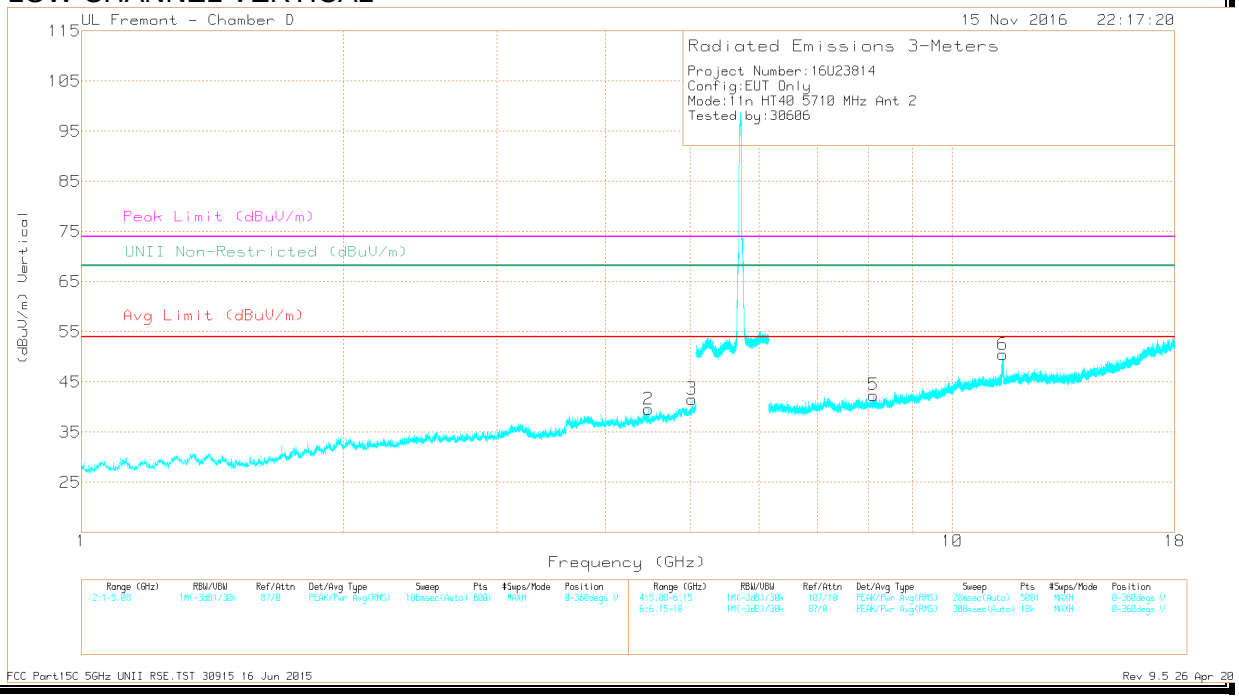

This report shall not be reproduced except in full, without the written approval of UL Verification Services Inc.