Marker	Frequency (GHz)	Meter Reading (dBuV)	Det	AF T712 (dB/m)	Amp/Cbl/Fltr/Pad (dB)	DC Corr (dB)	Corrected Reading (dBuV/m)	Avg Limit (dBuV/m)	Margin (dB)	Peak Limit (dBuV/m)	PK Margin (dB)	UNII Non-Restricted (dBuV/m)	PK Margin (dB)	Azimuth (Degs)	Height (cm)	Polarity
1	* 4.017	38.87	PK-U	33.3	-28.2	0	43.97	-	-	74	-30.03	-	-	130	200	H
	* 4.019	28.24	ADR	33.3	-28.2	.1	33.44	54	-20.56	-	-	-	-	130	200	H
2	4.476	38.92	PK-U	33.9	-28.1	0	44.72	-	-	-	-	68.2	-23.48	307	200	V
3	* 5.025	38.67	PK-U	34	-25.6	0	47.07	-	-	74	-26.93	-	-	292	102	V
	* 5.025	27.59	ADR	34	-25.6	.1	36.09	54	-17.91	-	-	-	-	292	102	V
4	8.624	35.14	PK-U	35.9	-22.5	0	48.54	-	-	-	-	68.2	-19.66	325	102	H
5	* 8.118	35.51	PK-U	35.8	-23.5	0	47.81	-	-	74	-26.19	-	-	227	102	V
	* 8.117	25.17	ADR	35.8	-23.6	.1	37.47	54	-16.53	-	-	-	-	227	102	V
6	* 11.422	38.39	PK-U	38.3	-20.8	0	55.89	-	-	74	-18.11	-	-	248	122	V
	* 11.419	28.34	ADR	38.3	-20.9	.1	45.84	54	-8.16	-	-	-	-	248	122	V

* - indicates frequency in CFR47 Pt 15 / IC RSS-Restricted Band
PK-U - U-NII: Maximum Peak
ADR - U-NII AD primary method, RMS average

UL VERIFICATION SERVICES INC. FORM NO: CCSUP4701J
47173 BENICIA STREET, FREMONT, CA 94538, USA TEL: (510) 771-1000 FAX: (510) 661-0888
This report shall not be reproduced except in full, without the written approval of UL Verification Services Inc.

9.2.29. 11n HT40 2TX CDD MIMO MODE IN THE 5.6GHz BAND

RESTRICTED BANDEDGE (LOW CHANNEL)

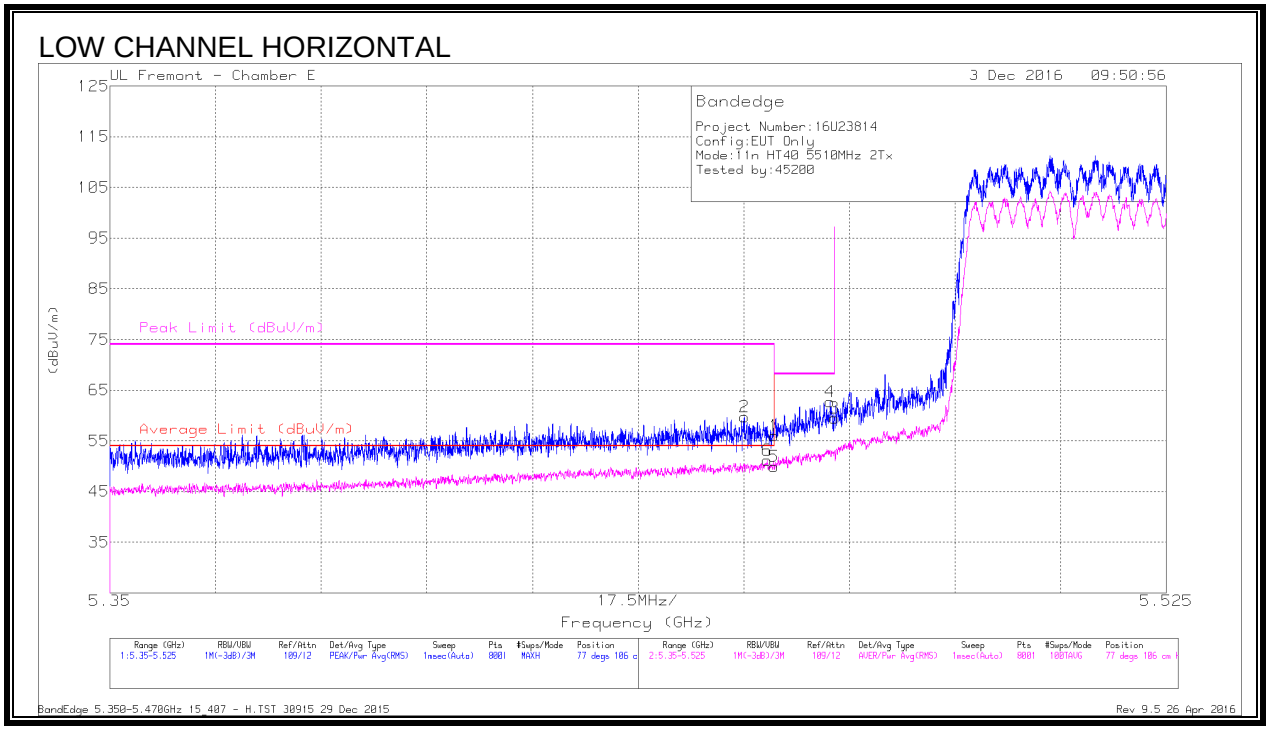

Marker	Frequency (GHz)	Meter Reading (dBuV)	Det	AF T711 (dB/m)	Amp/Cbl/Fltr/Pad (dB)	DC Corr (dB)	Corrected Reading (dBuV/m)	Average Limit (dBuV/m)	Margin (dB)	Peak Limit (dBuV/m)	PK Margin (dB)	Azimuth (Degs)	Height (cm)	Polarity
1	* 5.46	40.87	Pk	34.4	-19.3	0	55.97	-	-	74	-18.03	77	106	H
2	* 5.455	44.77	Pk	34.4	-19.4	0	59.77	-	-	74	-14.23	77	106	H
3	5.47	44.46	Pk	34.4	-19.4	0	59.46	-	-	68.2	-8.74	77	106	H
4	5.469	47.75	Pk	34.4	-19.4	0	62.75	-	-	68.2	-5.45	77	106	H
5	* 5.46	34.81	RMS	34.4	-19.3	.1	50.01	54	-3.99	-	-	77	106	H
6	* 5.459	36.05	RMS	34.4	-19.3	.1	51.25	54	-2.75	-	-	77	106	H

* - indicates frequency in CFR47 Pt 15 / IC RSS-Restricted Band
Pk - Peak detector
RMS - RMS detection

This report shall not be reproduced except in full, without the written approval of UL Verification Services Inc.

LOW CHANNEL VERTICAL

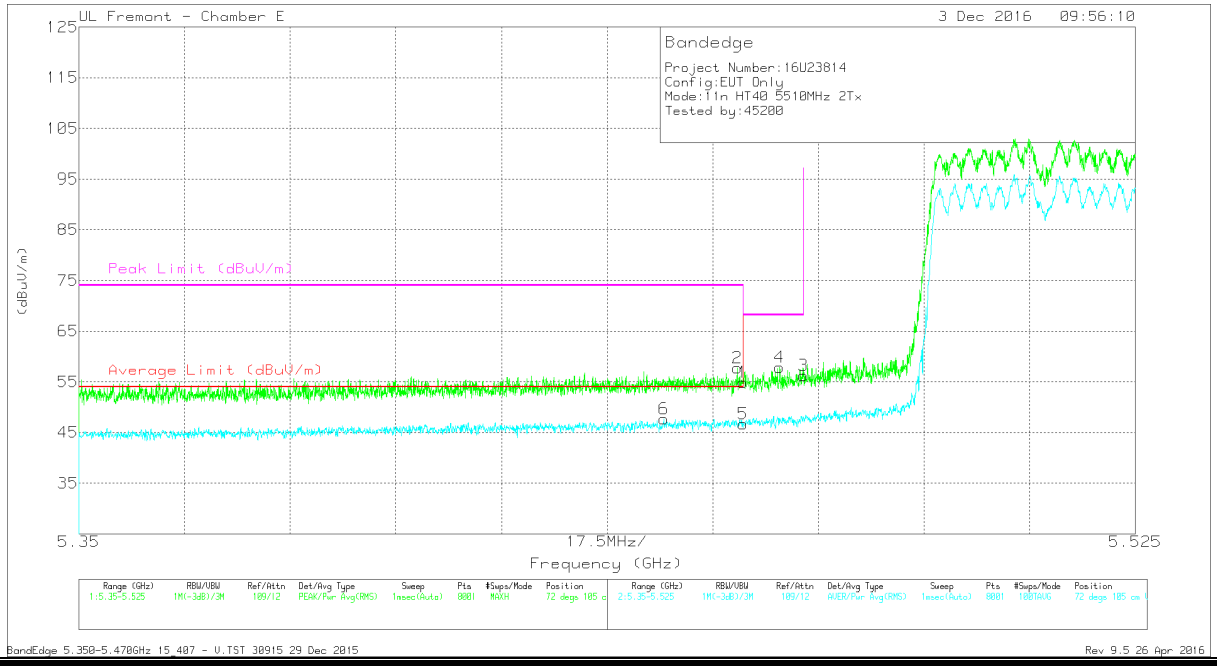

Marker	Frequency (GHz)	Meter Reading (dBuV)	Det	AF T711 (dB/m)	Amp/Cbl/Fltr/Pad (dB)	DC Corr (dB)	Corrected Reading (dBuV/m)	Average Limit (dBuV/m)	Margin (dB)	Peak Limit (dBuV/m)	PK Margin (dB)	Azimuth (Degs)	Height (cm)	Polarity
1	* 5.46	39.79	Pk	34.4	-19.3	0	54.89	-	-	74	-19.11	72	105	V
2	* 5.459	42.59	Pk	34.4	-19.3	0	57.69	-	-	74	-16.31	72	105	V
3	5.47	41.2	Pk	34.4	-19.4	0	56.2	-	-	68.2	-12	72	105	V
4	5.466	42.87	Pk	34.4	-19.4	0	57.87	-	-	68.2	-10.33	72	105	V
5	* 5.46	31.44	RMS	34.4	-19.3	.1	46.64	54	-7.36	-	-	72	105	V
6	* 5.447	32.45	RMS	34.4	-19.3	.1	47.65	54	-6.35	-	-	72	105	V

* - indicates frequency in CFR47 Pt 15 / IC RSS-Restricted Band
Pk - Peak detector
RMS - RMS detection

UL VERIFICATION SERVICES INC. FORM NO: CCSUP4701J
47173 BENICIA STREET, FREMONT, CA 94538, USA TEL: (510) 771-1000 FAX: (510) 661-0888
This report shall not be reproduced except in full, without the written approval of UL Verification Services Inc.

AUTHORIZED BANDEDGE (HIGH CHANNEL)

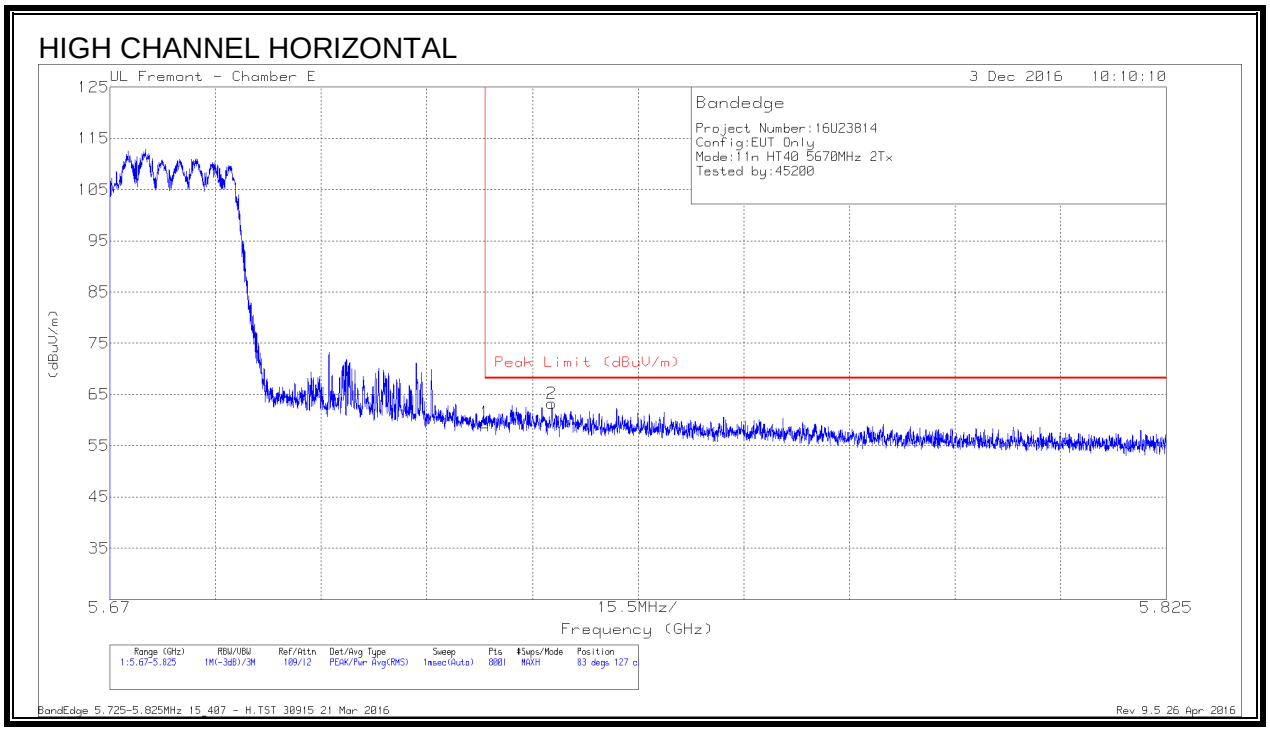

Marker	Frequency (GHz)	Meter Reading (dBuV)	Det	AF T711 (dB/m)	Amp/Cbl/Fltr/Pad (dB)	Corrected Reading (dBuV/m)	Peak Limit (dBuV/m)	PK Margin (dB)	Azimuth (Degs)	Height (cm)	Polarity
1	5.725	44.21	Pk	34.9	-19.6	59.51	68.2	-8.69	83	127	H
2	5.735	47.81	Pk	34.9	-19.5	63.21	68.2	-4.99	83	127	H

Pk - Peak detector

UL VERIFICATION SERVICES INC. FORM NO: CCSUP4701J
47173 BENICIA STREET, FREMONT, CA 94538, USA TEL: (510) 771-1000 FAX: (510) 661-0888
This report shall not be reproduced except in full, without the written approval of UL Verification Services Inc.

HIGH CHANNEL VERTICAL

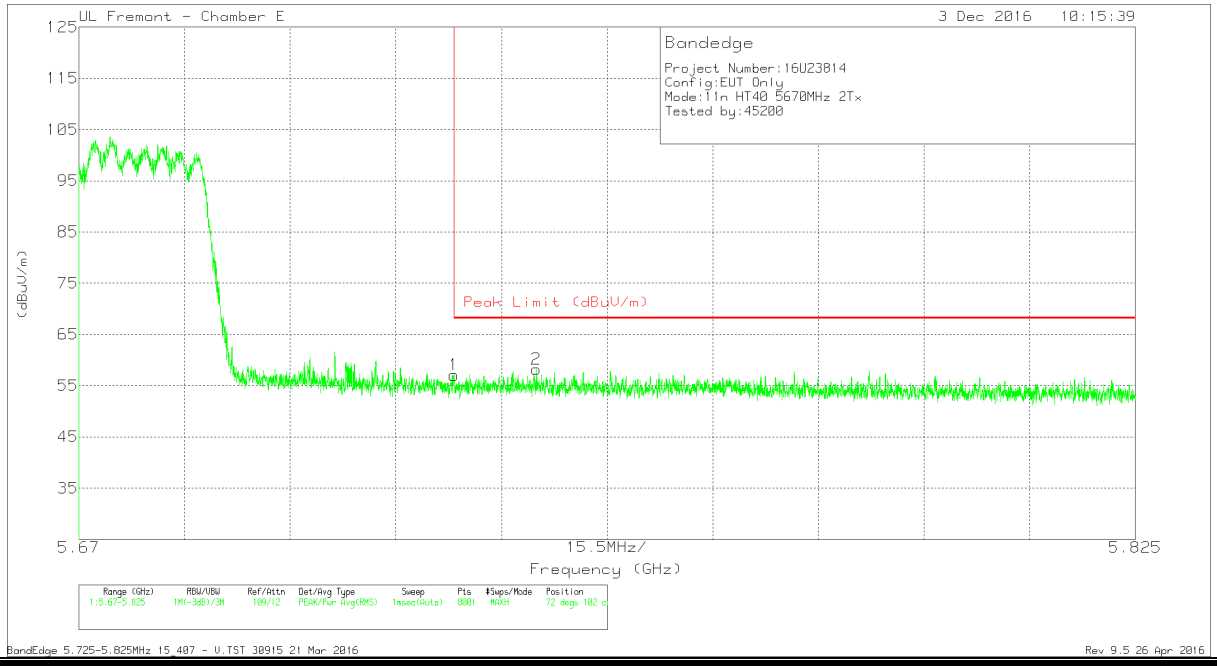

Marker	Frequency (GHz)	Meter Reading (dBuV)	Det	AF T711 (dB/m)	Amp/Cbl/Fltr/Pad (dB)	Corrected Reading (dBuV/m)	Peak Limit (dBuV/m)	PK Margin (dB)	Azimuth (Degs)	Height (cm)	Polarity
1	5.725	41.76	Pk	34.9	-19.6	57.06	68.2	-11.14	72	102	V
2	5.737	42.8	Pk	34.9	-19.5	58.2	68.2	-10	72	102	V

Pk - Peak detector

UL VERIFICATION SERVICES INC. FORM NO: CCSUP4701J
47173 BENICIA STREET, FREMONT, CA 94538, USA TEL: (510) 771-1000 FAX: (510) 661-0888
This report shall not be reproduced except in full, without the written approval of UL Verification Services Inc.

HARMONICS AND SPURIOUS EMISSIONS

LOW CHANNEL HORIZONTAL

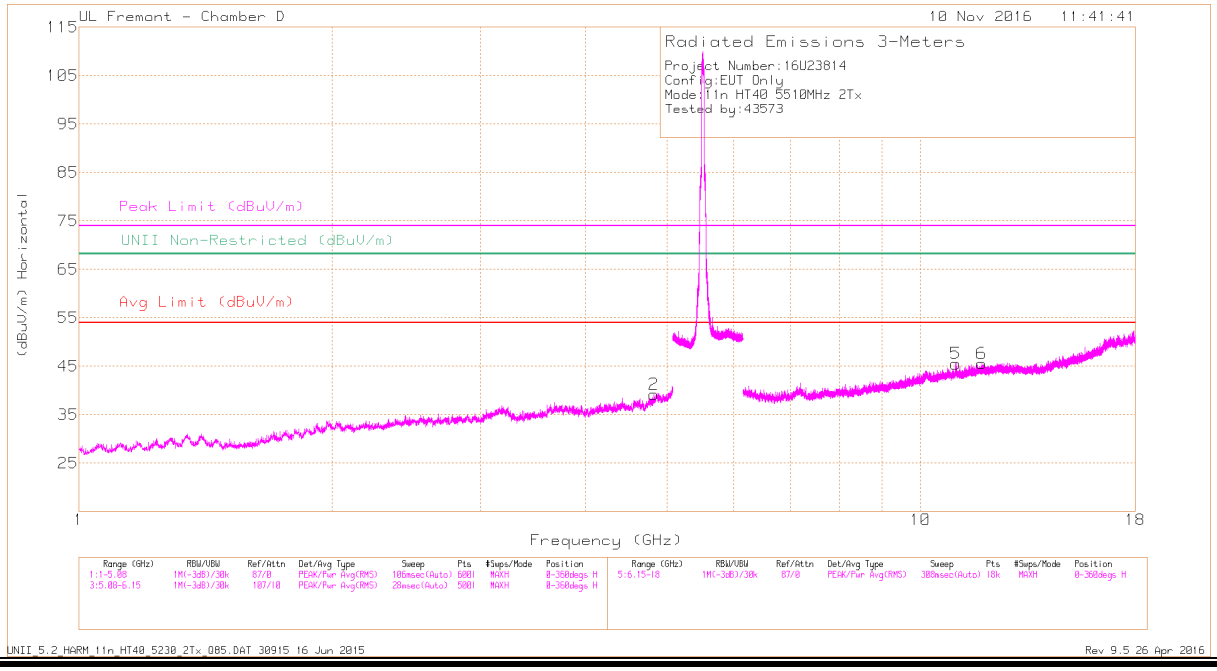

LOW CHANNEL VERTICAL

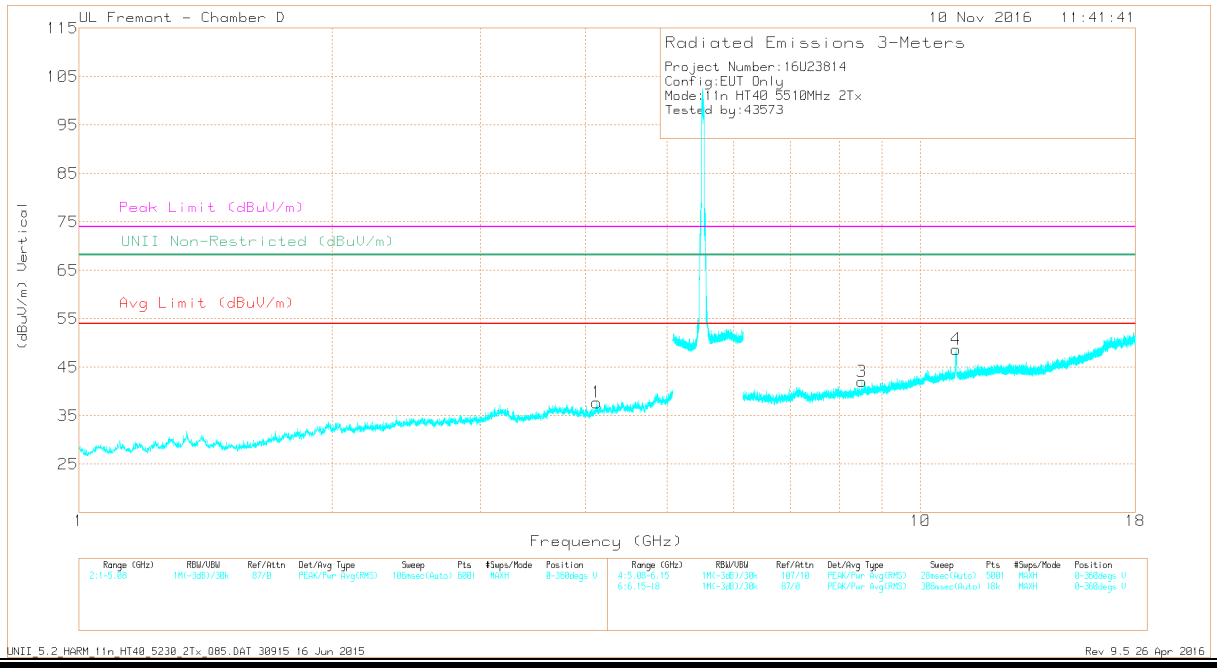

This report shall not be reproduced except in full, without the written approval of UL Verification Services Inc.

Marker	Frequency (GHz)	Meter Reading (dBuV)	Det	AF T712 (dB/m)	Amp/Cbl/Fltr/Pad (dB)	DC Corr (dB)	Corrected Reading (dBuV/m)	Avg Limit (dBuV/m)	Margin (dB)	Peak Limit (dBuV/m)	PK Margin (dB)	UNII Non-Restricted (dBuV/m)	PK Margin (dB)	Azimuth (Degs)	Height (cm)	Polarity
1	* 4.123	37.64	PK-U	33.6	-28.3	0	42.94	-	-	74	-31.06	-	-	186	119	V
	* 4.123	27.51	ADR	33.6	-28.3	.1	32.91	54	-21.09	-	-	-	-	186	119	V
2	* 4.821	37.73	PK-U	34.1	-27	0	44.83	-	-	74	-29.17	-	-	202	105	H
	* 4.821	27.78	ADR	34.1	-27	.1	34.98	54	-19.02	-	-	-	-	202	105	H
3	8.519	34.98	PK-U	35.8	-23.4	0	47.38	-	-	-	-	68.2	-20.82	78	249	V
4	* 11.027	41.26	PK-U	38	-20.9	0	58.36	-	-	74	-15.64	-	-	312	280	V
	* 11.027	29.24	ADR	38	-20.9	.1	46.44	54	-7.56	-	-	-	-	312	280	V
5	* 11.014	35.88	PK-U	38	-21	0	52.88	-	-	74	-21.12	-	-	89	249	H
	* 11.015	24.72	ADR	38	-21	.1	41.82	54	-12.18	-	-	-	-	89	249	H
6	* 11.821	33.67	PK-U	38.7	-21.1	0	51.27	-	-	74	-22.73	-	-	109	208	H
	* 11.82	23.91	ADR	38.7	-21.2	.1	41.51	54	-12.49	-	-	-	-	109	208	H

* - indicates frequency in CFR47 Pt 15 / IC RSS-Restricted Band
PK-U - U-NII: Maximum Peak
ADR - U-NII AD primary method, RMS average

UL VERIFICATION SERVICES INC. FORM NO: CCSUP4701J
47173 BENICIA STREET, FREMONT, CA 94538, USA TEL: (510) 771-1000 FAX: (510) 661-0888
This report shall not be reproduced except in full, without the written approval of UL Verification Services Inc.

MID CHANNEL HORIZONTAL

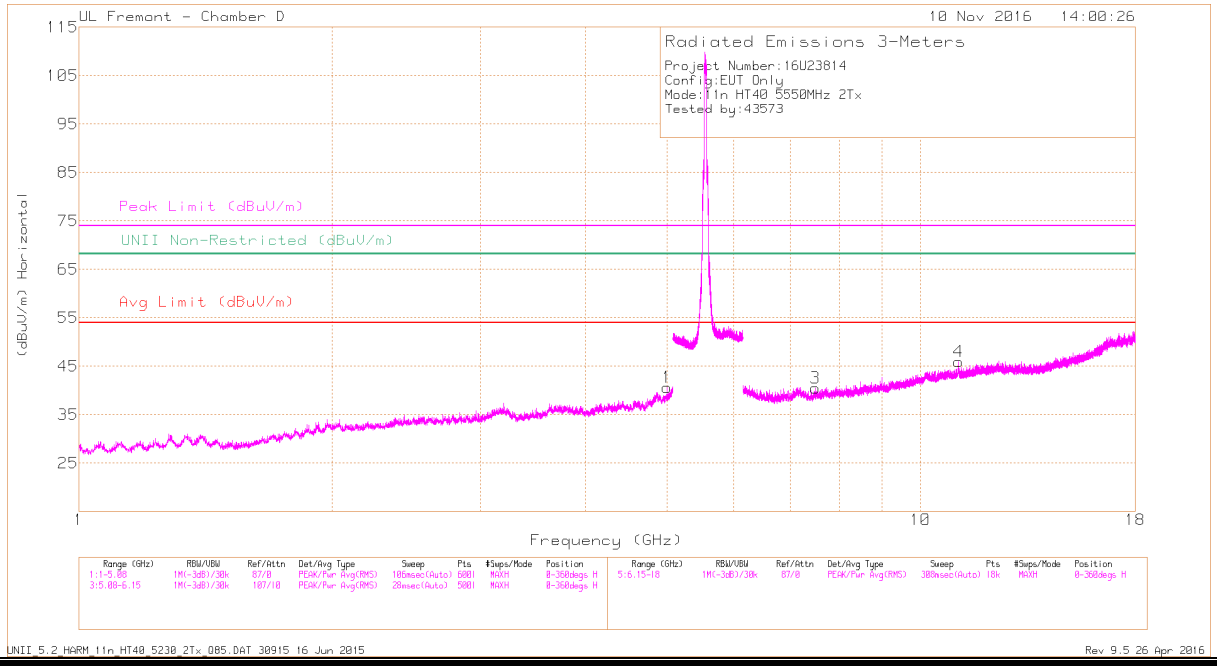

MID CHANNEL VERTICAL

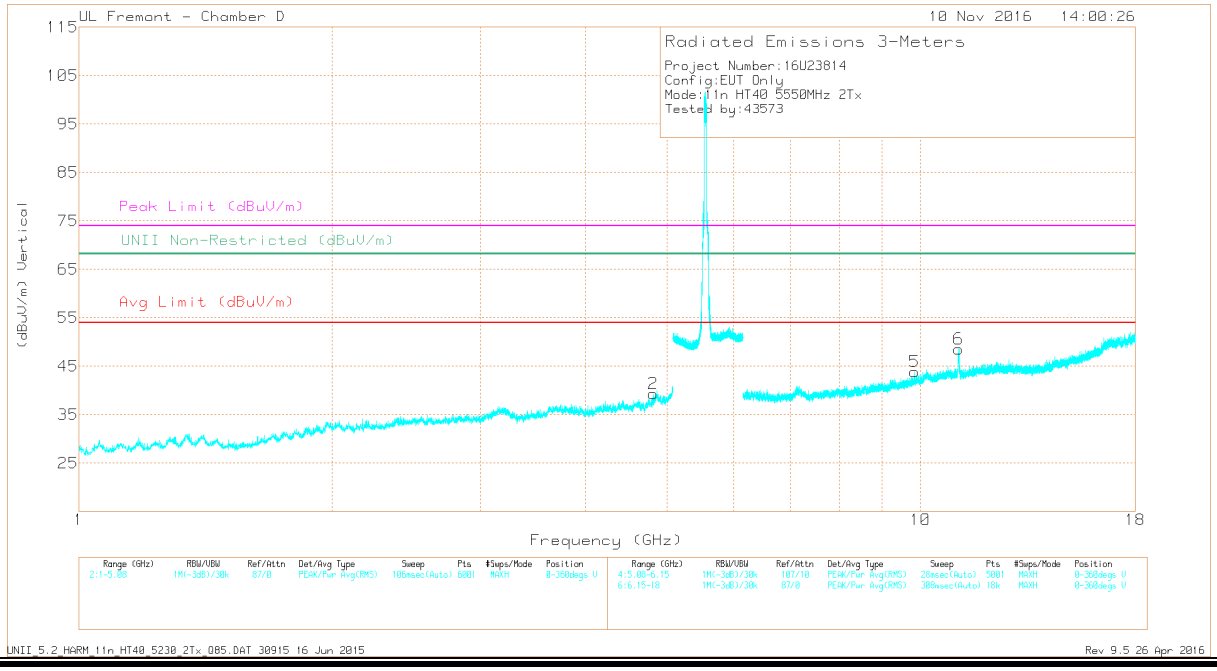

This report shall not be reproduced except in full, without the written approval of UL Verification Services Inc.

Marker	Frequency (GHz)	Meter Reading (dBuV)	Det	AF T712 (dB/m)	Amp/Cbl/Fltr/Pad (dB)	DC Corr (dB)	Corrected Reading (dBuV/m)	Avg Limit (dBuV/m)	Margin (dB)	Peak Limit (dBuV/m)	PK Margin (dB)	UNII Non-Restricted (dBuV/m)	PK Margin (dB)	Azimuth (Degs)	Height (cm)	Polarity
1	* 4.997	39.16	PK-U	34	-26.6	0	46.56	-	-	74	-27.44	-	-	87	151	H
	* 4.995	29.3	ADR	34	-26.6	.1	36.8	54	-17.2	-	-	-	-	87	151	H
2	* 4.808	37.67	PK-U	34.1	-27.4	0	44.37	-	-	74	-29.63	-	-	57	237	V
	* 4.81	27.22	ADR	34.1	-27.3	.1	34.12	54	-19.88	-	-	-	-	57	237	V
3	* 7.505	34.88	PK-U	35.7	-24.4	0	46.18	-	-	74	-27.82	-	-	0	224	H
	* 7.508	24.27	ADR	35.7	-24.5	.1	35.57	54	-18.43	-	-	-	-	0	224	H
4	* 11.096	37.77	PK-U	38	-21.2	0	54.57	-	-	74	-19.43	-	-	2	390	H
	* 11.094	26.25	ADR	38	-21.2	.1	43.15	54	-10.85	-	-	-	-	2	390	H
6	* 11.1	42.34	PK-U	38	-21.2	0	59.14	-	-	74	-14.86	-	-	306	397	V
	* 11.1	31.55	ADR	38	-21.2	.1	48.45	54	-5.55	-	-	-	-	306	397	V
5	9.839	33.64	PK-U	37	-21.7	0	48.94	-	-	-	-	68.2	-19.26	190	150	V

* - indicates frequency in CFR47 Pt 15 / IC RSS-Restricted Band
PK-U - U-NII: Maximum Peak
ADR - U-NII AD primary method, RMS average

UL VERIFICATION SERVICES INC. FORM NO: CCSUP4701J
47173 BENICIA STREET, FREMONT, CA 94538, USA TEL: (510) 771-1000 FAX: (510) 661-0888
This report shall not be reproduced except in full, without the written approval of UL Verification Services Inc.

HIGH CHANNEL HORIZONTAL

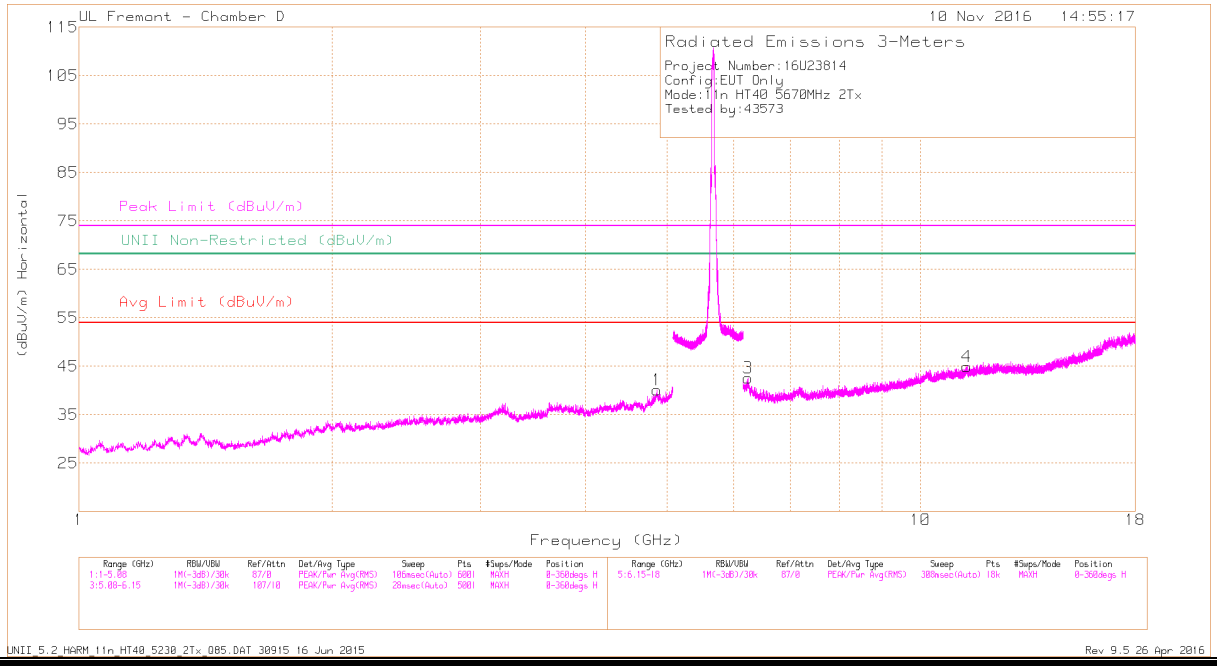

HIGH CHANNEL VERTICAL

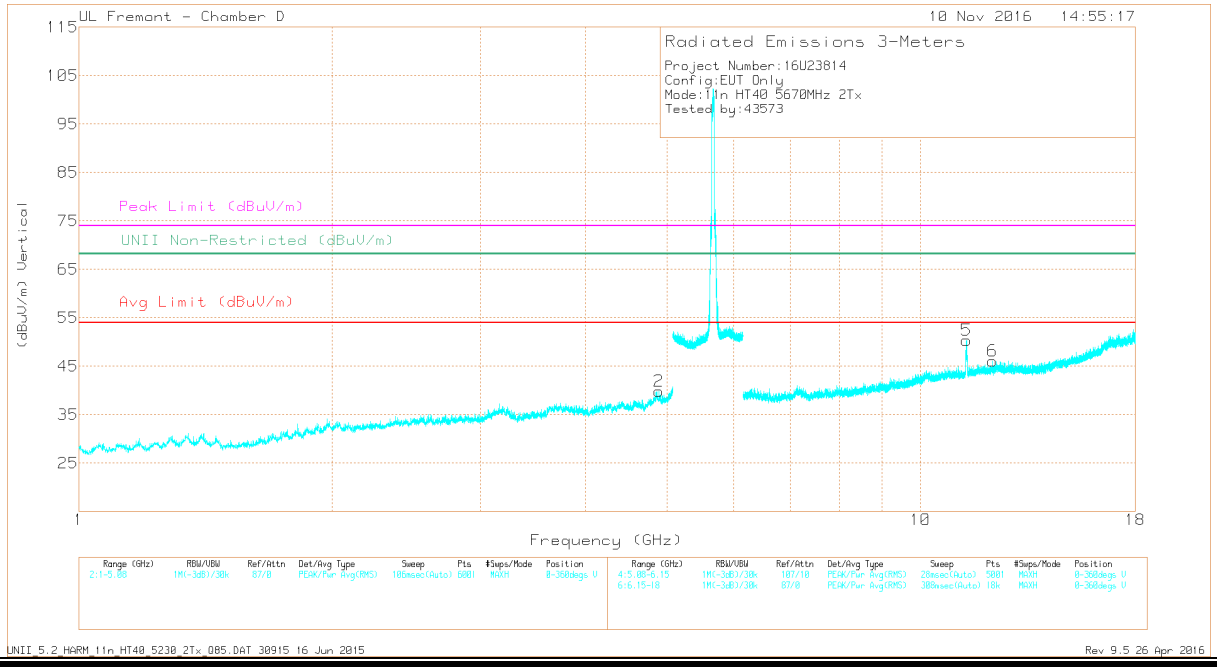

This report shall not be reproduced except in full, without the written approval of UL Verification Services Inc.

Marker	Frequency (GHz)	Meter Reading (dBuV)	Det	AF T712 (dB/m)	Amp/Cbl/Fltr/Pad (dB)	DC Corr (dB)	Corrected Reading (dBuV/m)	Avg Limit (dBuV/m)	Margin (dB)	Peak Limit (dBuV/m)	PK Margin (dB)	UNII Non-Restricted (dBuV/m)	PK Margin (dB)	Azimuth (Degs)	Height (cm)	Polarity
1	* 4.864	37.15	PK-U	34.1	-25.2	0	46.05	-	-	74	-27.95	-	-	19	209	H
	* 4.864	26.91	ADR	34.1	-25.2	.1	35.91	54	-18.09	-	-	-	-	19	209	H
2	* 4.886	36.41	PK-U	34.1	-25.3	0	45.21	-	-	74	-28.79	-	-	98	108	V
	* 4.886	26.36	ADR	34.1	-25.3	.1	35.26	54	-18.74	-	-	-	-	98	108	V
3	6.235	39.83	PK-U	35.6	-26.3	0	49.13	-	-	-	-	68.2	-19.07	223	189	H
4	* 11.346	35.68	PK-U	38.3	-21.5	0	52.48	-	-	74	-21.52	-	-	330	289	H
	* 11.348	25.58	ADR	38.3	-21.5	.1	42.48	54	-11.52	-	-	-	-	330	289	H
5	* 11.34	43.77	PK-U	38.3	-21.5	0	60.57	-	-	74	-13.43	-	-	310	288	V
	* 11.34	32.26	ADR	38.3	-21.5	.1	49.16	54	-4.84	-	-	-	-	310	288	V
6	* 12.184	33.67	PK-U	39	-21.6	0	51.07	-	-	74	-22.93	-	-	163	240	V
	* 12.184	23.43	ADR	39	-21.6	.1	40.93	54	-13.07	-	-	-	-	163	240	V

* - indicates frequency in CFR47 Pt 15 / IC RSS-Restricted Band
PK-U - U-NII: Maximum Peak
ADR - U-NII AD primary method, RMS average

UL VERIFICATION SERVICES INC. FORM NO: CCSUP4701J
47173 BENICIA STREET, FREMONT, CA 94538, USA TEL: (510) 771-1000 FAX: (510) 661-0888
This report shall not be reproduced except in full, without the written approval of UL Verification Services Inc.

9.2.30. 11ac HT40 2TX CDD MIMO STRADDLE CHANNEL 142

HARMONICS AND SPURIOUS EMISSIONS

LOW CHANNEL HORIZONTAL

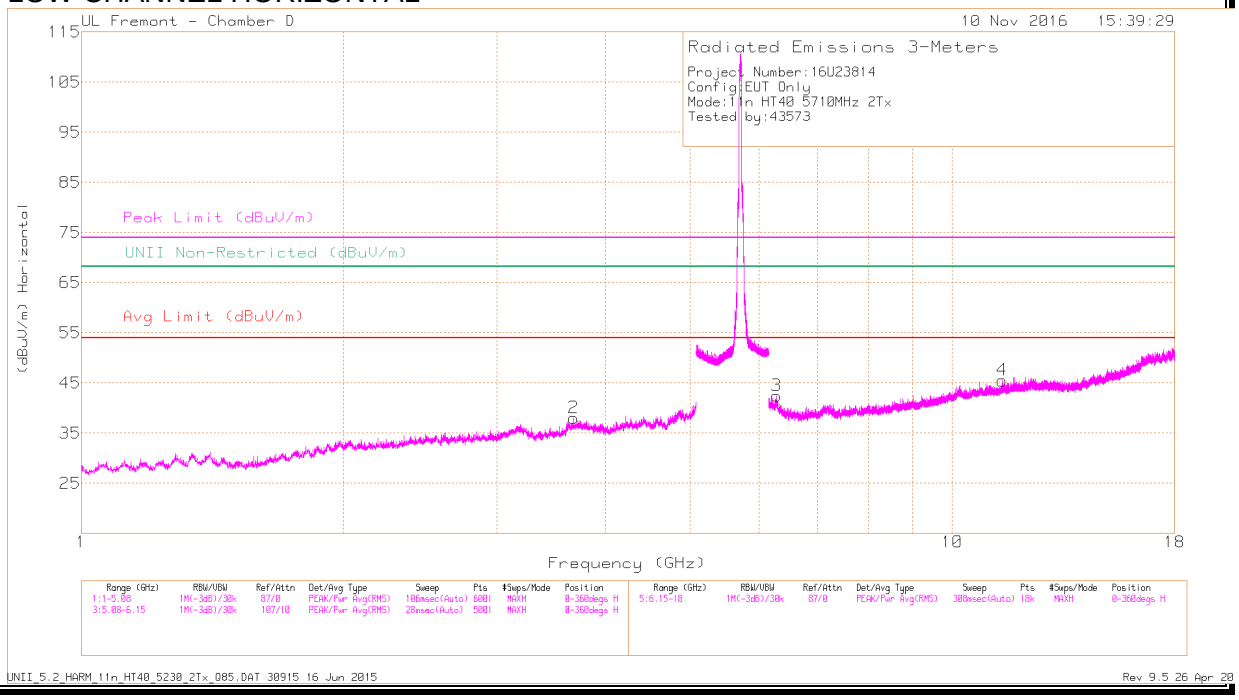

LOW CHANNEL VERTICAL

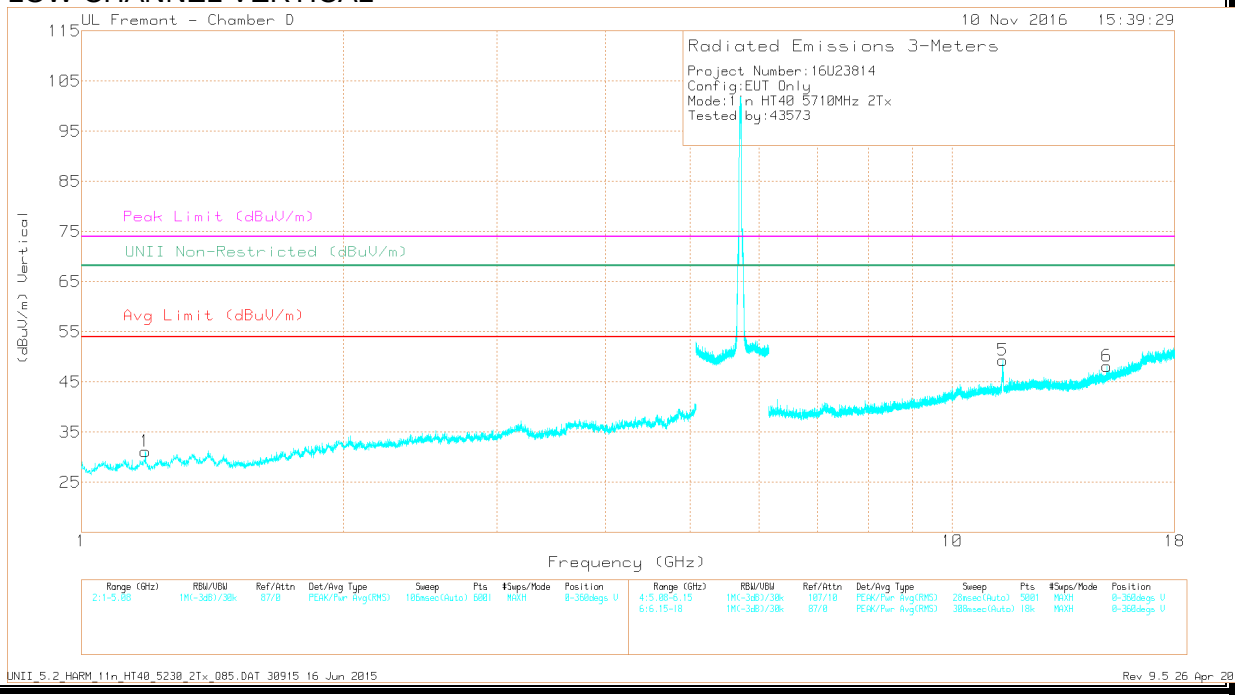

This report shall not be reproduced except in full, without the written approval of UL Verification Services Inc.

Marker	Frequency (GHz)	Meter Reading (dBuV)	Det	AF T712 (dB/m)	Amp/Cbl/Fltr/Pad (dB)	DC Corr (dB)	Corrected Reading (dBuV/m)	Avg Limit (dBuV/m)	Margin (dB)	Peak Limit (dBuV/m)	PK Margin (dB)	UNII Non-Restricted (dBuV/m)	PK Margin (dB)	Azimuth (Degs)	Height (cm)	Polarity
1	* 1.184	40.92	PK-U	28.1	-32.1	0	36.92	-	-	74	-37.08	-	-	107	102	V
	* 1.185	30.18	ADR	28.1	-32.1	.1	26.28	54	-27.72	-	-	-	-	107	102	V
2	* 3.676	37.89	PK-U	33.5	-28.9	0	42.49	-	-	74	-31.51	-	-	25	110	H
	* 3.676	27.91	ADR	33.5	-28.9	.1	32.61	54	-21.39	-	-	-	-	25	110	H
3	6.281	37.12	PK-U	35.6	-25.8	0	46.92	-	-	-	-	68.2	-21.28	25	187	H
4	* 11.415	35.67	PK-U	38.3	-21	0	52.97	-	-	74	-21.03	-	-	199	398	H
	* 11.417	24.86	ADR	38.3	-20.9	.1	42.36	54	-11.64	-	-	-	-	199	398	H
5	* 11.42	38.43	PK-U	38.3	-20.8	0	55.93	-	-	74	-18.07	-	-	114	125	V
	* 11.42	27.68	ADR	38.3	-20.9	.1	45.18	54	-8.82	-	-	-	-	114	125	V
6	15.038	35.12	PK-U	39.8	-21.2	0	53.72	-	-	-	-	68.2	-14.48	14	198	V

* - indicates frequency in CFR47 Pt 15 / IC RSS-Restricted Band
PK-U - U-NII: Maximum Peak
ADR - U-NII AD primary method, RMS average

UL VERIFICATION SERVICES INC. FORM NO: CCSUP4701J
47173 BENICIA STREET, FREMONT, CA 94538, USA TEL: (510) 771-1000 FAX: (510) 661-0888
This report shall not be reproduced except in full, without the written approval of UL Verification Services Inc.

9.2.31. 11ac HT80 ANTENNA A SISO MODE IN THE 5.6GHz BAND

RESTRICTED BANDEDGE (LOW CHANNEL)

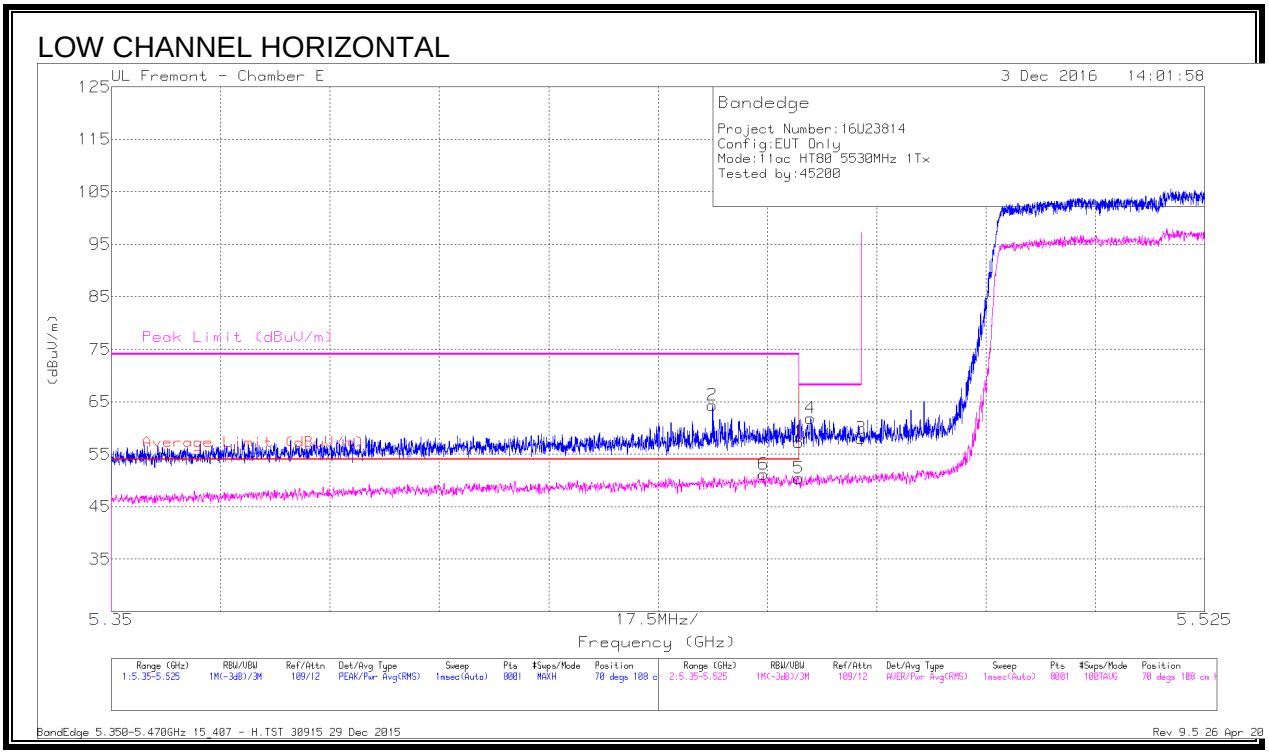

Marker	Frequency (GHz)	Meter Reading (dBuV)	Det	AF T711 (dB/m)	Amp/Cbl/Fltr/Pad (dB)	DC Corr (dB)	Corrected Reading (dBuV/m)	Average Limit (dBuV/m)	Margin (dB)	Peak Limit (dBuV/m)	PK Margin (dB)	Azimuth (Degs)	Height (cm)	Polarity
1	* 5.46	42.19	Pk	34.4	-19.3	0	57.29	-	-	74	-16.71	70	108	H
2	* 5.446	49.23	Pk	34.4	-19.3	0	64.33	-	-	74	-9.67	70	108	H
3	5.47	42.99	Pk	34.4	-19.4	0	57.99	-	-	68.2	-10.21	70	108	H
4	5.462	46.75	Pk	34.4	-19.3	0	61.85	-	-	68.2	-6.35	70	108	H
5	* 5.46	35.07	RMS	34.4	-19.3	.21	50.38	54	-3.62	-	-	70	108	H
6	* 5.454	35.82	RMS	34.4	-19.3	.21	51.13	54	-2.87	-	-	70	108	H

* - indicates frequency in CFR47 Pt 15 / IC RSS-Restricted Band
Pk - Peak detector
RMS - RMS detection

This report shall not be reproduced except in full, without the written approval of UL Verification Services Inc.

LOW CHANNEL VERTICAL

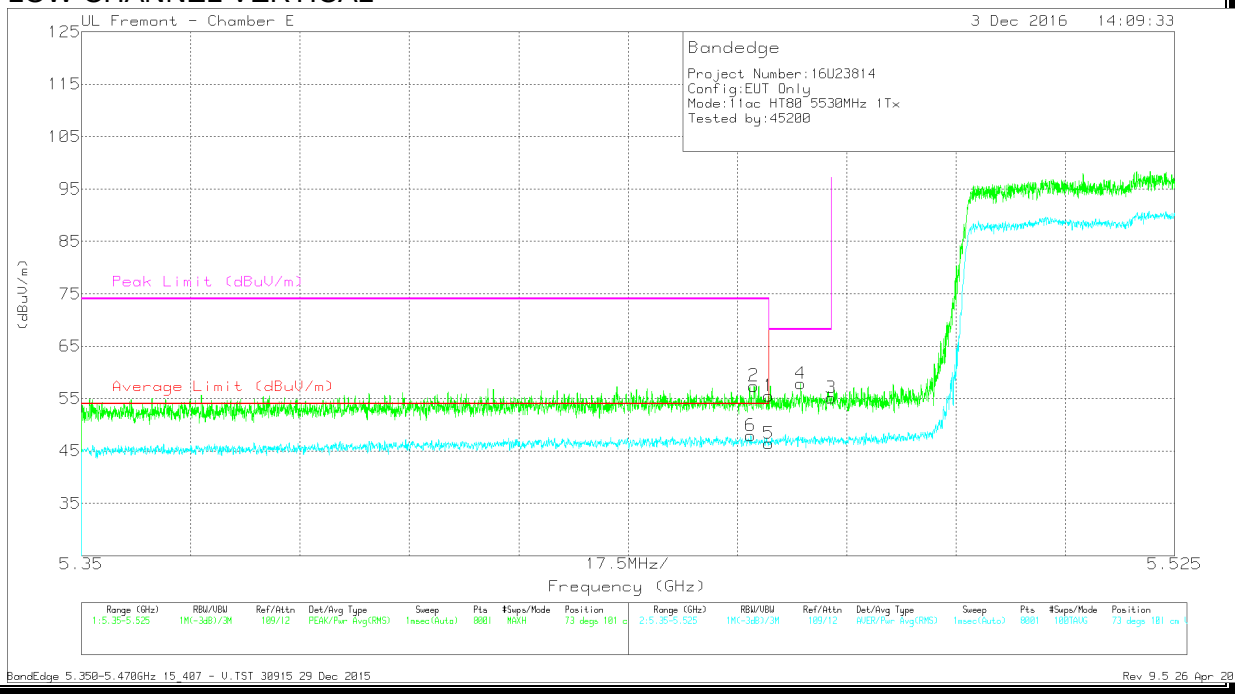

Marker	Frequency (GHz)	Meter Reading (dBuV)	Det	AF T711 (dB/m)	Amp/Cbl/Fltr/Pad (dB)	DC Corr (dB)	Corrected Reading (dBuV/m)	Average Limit (dBuV/m)	Margin (dB)	Peak Limit (dBuV/m)	PK Margin (dB)	Azimuth (Degs)	Height (cm)	Polarity
1	* 5.46	40.39	Pk	34.4	-19.3	0	55.49	-	-	74	-18.51	73	101	V
2	* 5.458	42.43	Pk	34.4	-19.4	0	57.43	-	-	74	-16.57	73	101	V
3	5.47	40.16	Pk	34.4	-19.4	0	55.16	-	-	68.2	-13.04	73	101	V
4	5.465	42.87	Pk	34.4	-19.4	0	57.87	-	-	68.2	-10.33	73	101	V
5	* 5.46	31.11	RMS	34.4	-19.3	.21	46.42	54	-7.58	-	-	73	101	V
6	* 5.457	32.78	RMS	34.4	-19.4	.21	47.99	54	-6.01	-	-	73	101	V

* - indicates frequency in CFR47 Pt 15 / IC RSS-Restricted Band
Pk - Peak detector
RMS - RMS detection

UL VERIFICATION SERVICES INC. FORM NO: CCSUP4701J
47173 BENICIA STREET, FREMONT, CA 94538, USA TEL: (510) 771-1000 FAX: (510) 661-0888
This report shall not be reproduced except in full, without the written approval of UL Verification Services Inc.

HARMONICS AND SPURIOUS EMISSIONS

LOW CHANNEL HORIZONTAL

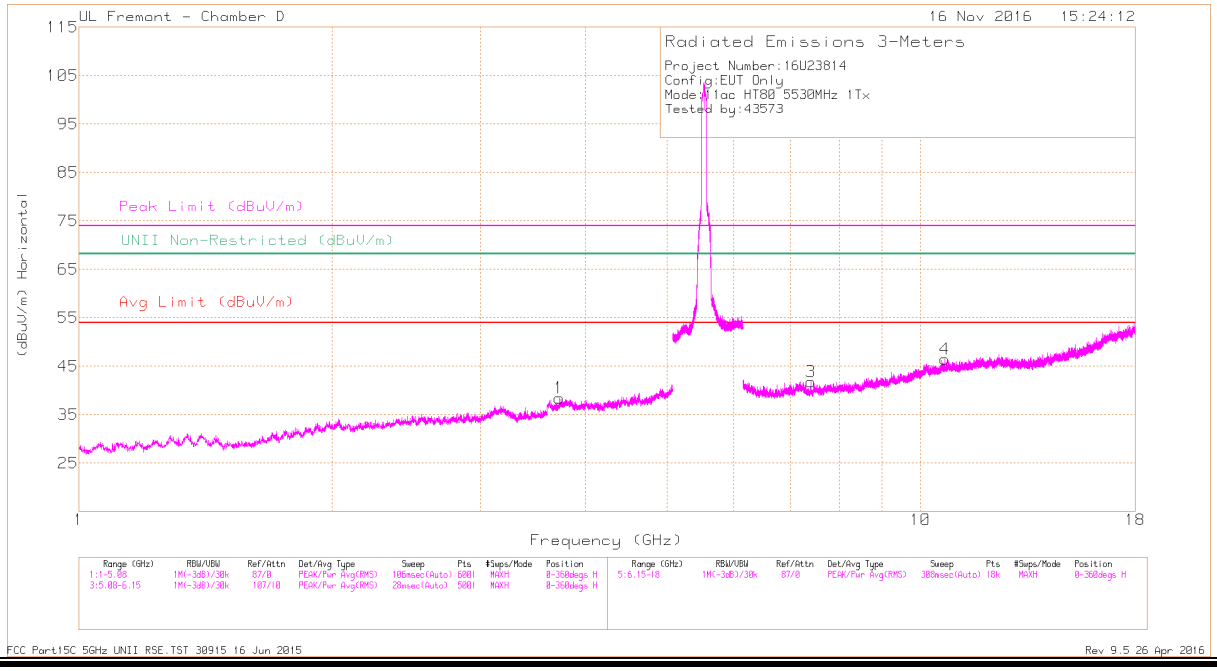

LOW CHANNEL VERTICAL

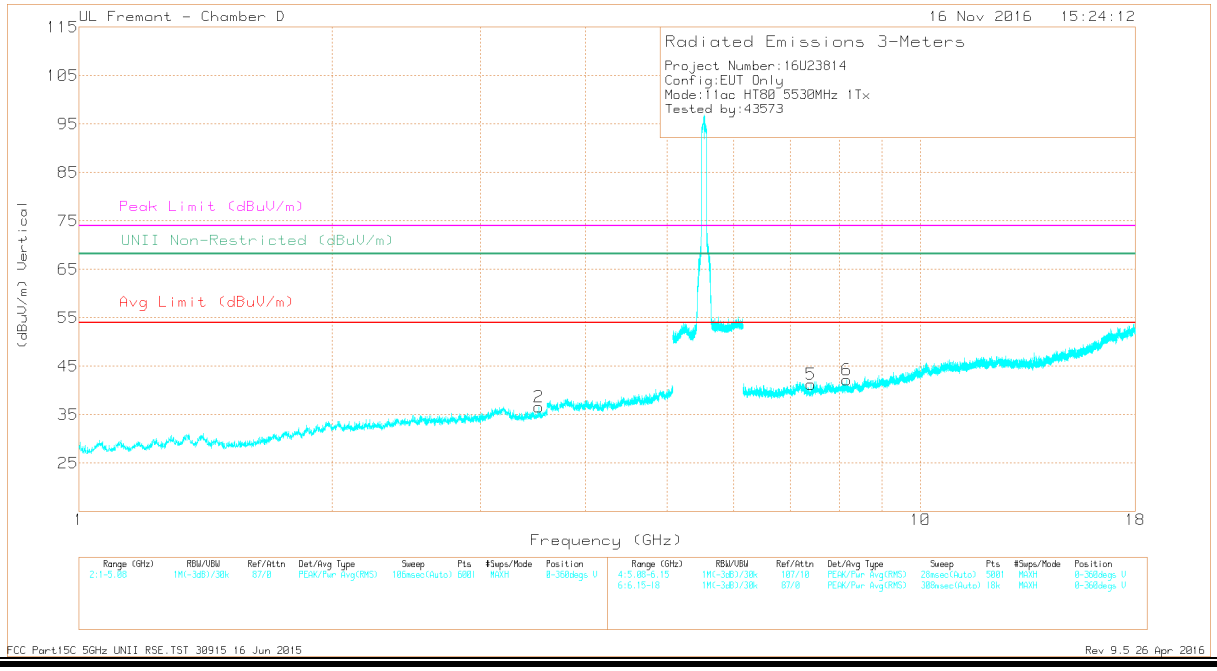

This report shall not be reproduced except in full, without the written approval of UL Verification Services Inc.

Markers	Frequency (GHz)	Meter Reading (dBuV)	Det	AF T712 (dB/m)	Amp/ Cbl/Fltr/Pad (dB)	DC Corr (dB)	Corrected Reading (dBuV/m)	Avg Limit (dBuV/m)	Margin (dB)	Peak Limit (dBuV/m)	PK Margin (dB)	UNII Non-Restricted (dBuV/m)	PK Margin (dB)	Azimuth (Degs)	Height (cm)	Polarity
1	* 3.722	39.01	PK-U	33.5	-28.9	0	43.61	-	-	74	-30.39	-	-	68	109	H
	* 3.723	28.9	ADR	33.5	-28.9	.21	33.71	54	-20.29	-	-	-	-	68	109	H
2	* 3.519	38.19	PK-U	33.1	-28.7	0	42.59	-	-	74	-31.41	-	-	115	257	V
	* 3.52	27.74	ADR	33.1	-28.7	.21	32.35	54	-21.65	-	-	-	-	115	257	V
3	* 7.405	35.88	PK-U	35.6	-24.9	0	46.58	-	-	74	-27.42	-	-	57	379	H
	* 7.406	25.7	ADR	35.6	-24.9	.21	36.61	54	-17.39	-	-	-	-	57	379	H
4	* 10.694	36.23	PK-U	37.9	-21.4	0	52.73	-	-	74	-21.27	-	-	205	284	H
	* 10.696	24.81	ADR	37.9	-21.4	.21	41.52	54	-12.48	-	-	-	-	205	284	H
5	* 7.407	37.04	PK-U	35.6	-24.8	0	47.84	-	-	74	-26.16	-	-	235	184	V
	* 7.41	26.28	ADR	35.6	-24.7	.21	37.39	54	-16.61	-	-	-	-	235	184	V
6	* 8.171	35.93	PK-U	35.8	-23.9	0	47.83	-	-	74	-26.17	-	-	56	142	V
	* 8.173	26	ADR	35.8	-23.9	.21	38.11	54	-15.89	-	-	-	-	56	142	V

* - indicates frequency in CFR47 Pt 15 / IC RSS-Restricted Band
PK-U - U-NII: Maximum Peak
ADR - U-NII AD primary method, RMS average

This report shall not be reproduced except in full, without the written approval of UL Verification Services Inc.

HIGH CHANNEL HORIZONTAL

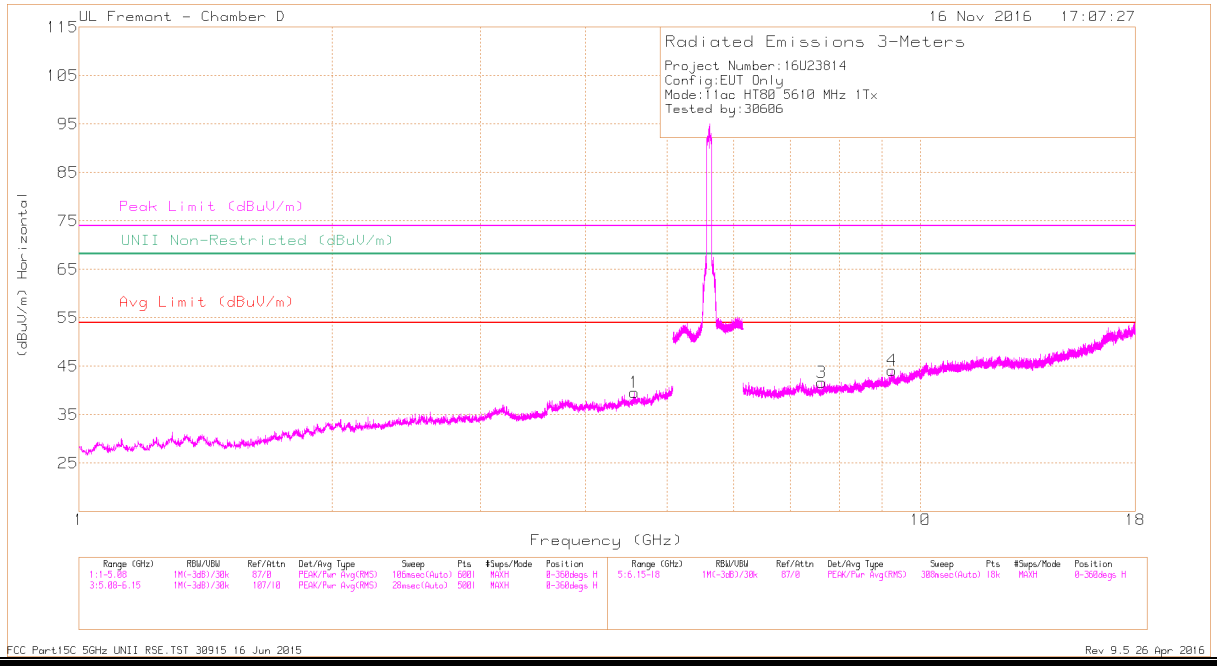

HIGH CHANNEL VERTICAL

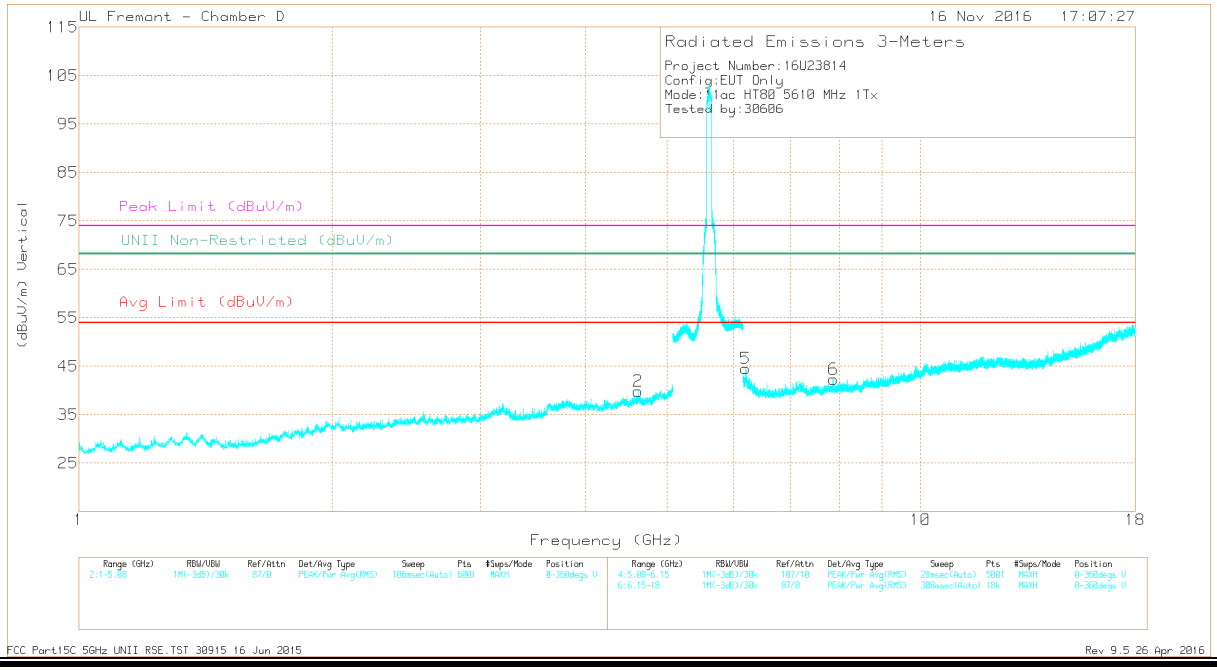

This report shall not be reproduced except in full, without the written approval of UL Verification Services Inc.

Marker	Frequency (GHz)	Meter Reading (dBuV)	Det	AF T712 (dB/m)	Amp/Cbl/Fltr/Pad (dB)	Ant Gain [dBi]	DC Corr (dB)	Corrected Reading (dBuV/m)	Avg Limit (dBuV/m)	Margin (dB)	Peak Limit (dBuV/m)	PK Margin (dB)	UNII Non-Restricted (dBuV/m)	PK Margin (dB)	Azimuth (Degs)	Height (cm)	Polarity
1	* 4.572	38.48	PK-U	34.1	-27.2	0	0	45.38	-	-	74	-28.62	-	-	340	387	H
	* 4.573	27.79	ADR	34.1	-27.2	0	.21	34.9	54	-19.1	-	-	-	-	340	387	H
2	* 4.615	37.98	PK-U	34.2	-26.5	0	0	45.68	-	-	74	-28.32	-	-	0	390	V
	* 4.619	27.21	ADR	34.1	-26.5	0	.21	35.02	54	-18.98	-	-	-	-	0	390	V
3	* 7.629	37.43	PK-U	35.8	-25.2	0	0	48.03	-	-	74	-25.97	-	-	233	156	H
	* 7.626	25.73	ADR	35.8	-25.2	0	.21	36.54	54	-17.46	-	-	-	-	233	156	H
4	9.258	34.66	PK-U	36.3	-21.4	0	0	49.56	-	-	-	-	68.2	-18.64	330	371	H
5	6.197	41.9	PK-U	35.6	-26.2	0	0	51.3	-	-	-	-	68.2	-16.9	304	222	V
6	7.882	35.92	PK-U	35.9	-24.1	0	0	47.72	-	-	-	-	68.2	-20.48	116	115	V

* - indicates frequency in CFR47 Pt 15 / IC RSS-Restricted Band
PK-U - U-NII: Maximum Peak
ADR - U-NII AD primary method, RMS average

UL VERIFICATION SERVICES INC. FORM NO: CCSUP4701J
47173 BENICIA STREET, FREMONT, CA 94538, USA TEL: (510) 771-1000 FAX: (510) 661-0888
This report shall not be reproduced except in full, without the written approval of UL Verification Services Inc.

9.2.32. 11ac HT80 ANTENNA A SISO STRADDLE CHANNEL 138

HARMONICS AND SPURIOUS EMISSIONS

LOW CHANNEL HORIZONTAL

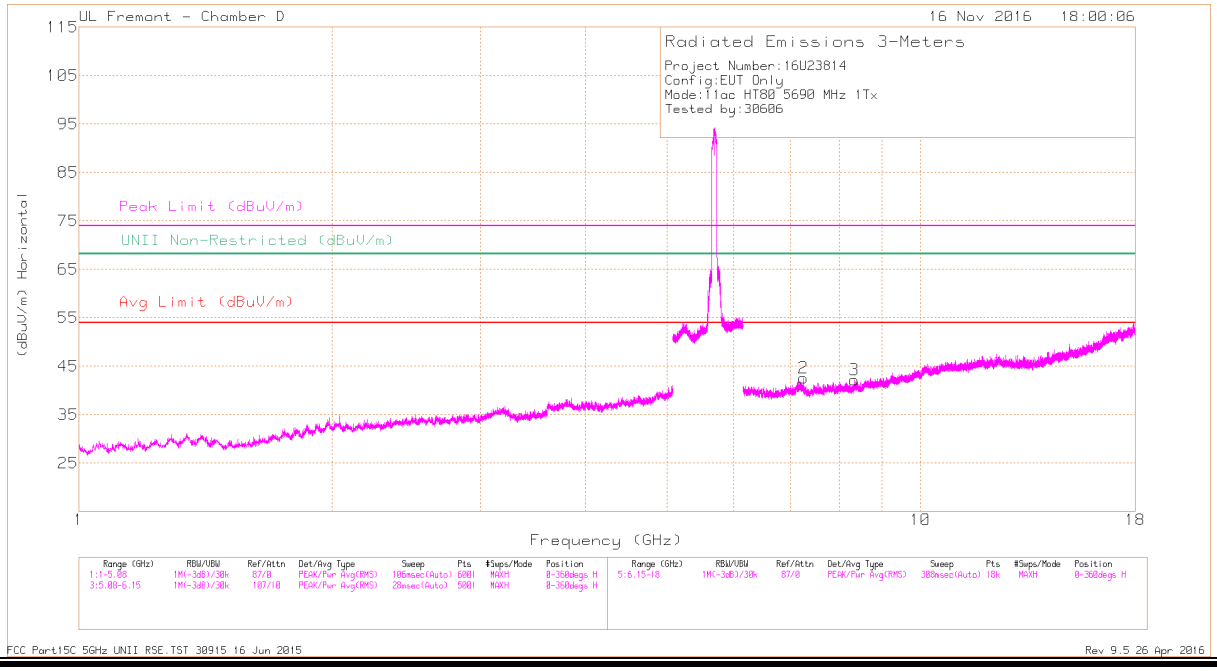

LOW CHANNEL VERTICAL

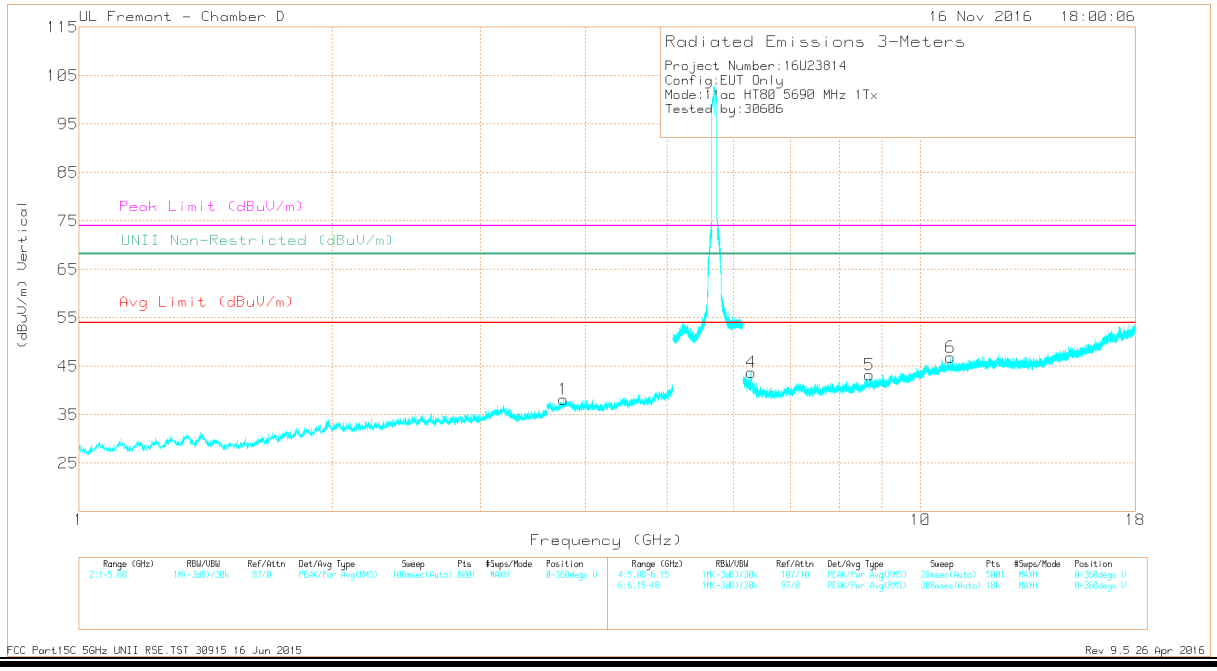

This report shall not be reproduced except in full, without the written approval of UL Verification Services Inc.

Marker	Frequency (GHz)	Meter Reading (dBuV)	Det	AF T712 (dB/m)	Amp/Cbl/Fltr/Pad (dB)	DC Corr (dB)	Corrected Reading (dBuV/m)	Avg Limit (dBuV/m)	Margin (dB)	Peak Limit (dBuV/m)	PK Margin (dB)	UNII Non-Restricted (dBuV/m)	PK Margin (dB)	Azimuth (Degs)	Height (cm)	Polarity
1	* 3.763	39.12	PK-U	33.5	-28.7	0	43.92	-	-	74	-30.08	-	-	134	218	V
	* 3.759	28.29	ADR	33.5	-28.8	.21	33.2	54	-20.8	-	-	-	-	134	218	V
2	* 7.26	36.09	PK-U	35.7	-24.3	0	47.49	-	-	74	-26.51	-	-	38	111	H
	* 7.258	25.54	ADR	35.7	-24.2	.21	37.25	54	-16.75	-	-	-	-	38	111	H
3	* 8.336	35.42	PK-U	35.8	-23.5	0	47.72	-	-	74	-26.28	-	-	246	313	H
	* 8.337	25.03	ADR	35.8	-23.5	.21	37.54	54	-16.46	-	-	-	-	246	313	H
4	6.29	41.96	PK-U	35.6	-25.7	0	51.86	-	-	-	-	68.2	-16.34	303	110	V
5	8.693	35.86	PK-U	36	-23.2	0	48.66	-	-	-	-	68.2	-19.54	219	252	V
6	* 10.852	35.18	PK-U	37.9	-20.8	0	52.28	-	-	74	-21.72	-	-	346	350	V
	* 10.852	24.32	ADR	37.9	-20.8	.21	41.63	54	-12.37	-	-	-	-	346	350	V

* - indicates frequency in CFR47 Pt 15 / IC RSS-Restricted Band
PK-U - U-NII: Maximum Peak
ADR - U-NII AD primary method, RMS average

UL VERIFICATION SERVICES INC. FORM NO: CCSUP4701J
47173 BENICIA STREET, FREMONT, CA 94538, USA TEL: (510) 771-1000 FAX: (510) 661-0888
This report shall not be reproduced except in full, without the written approval of UL Verification Services Inc.

9.2.33. 11ac HT80 ANTENNA B SISO MODE IN THE 5.6GHz BAND

RESTRICTED BANDEDGE (LOW CHANNEL)

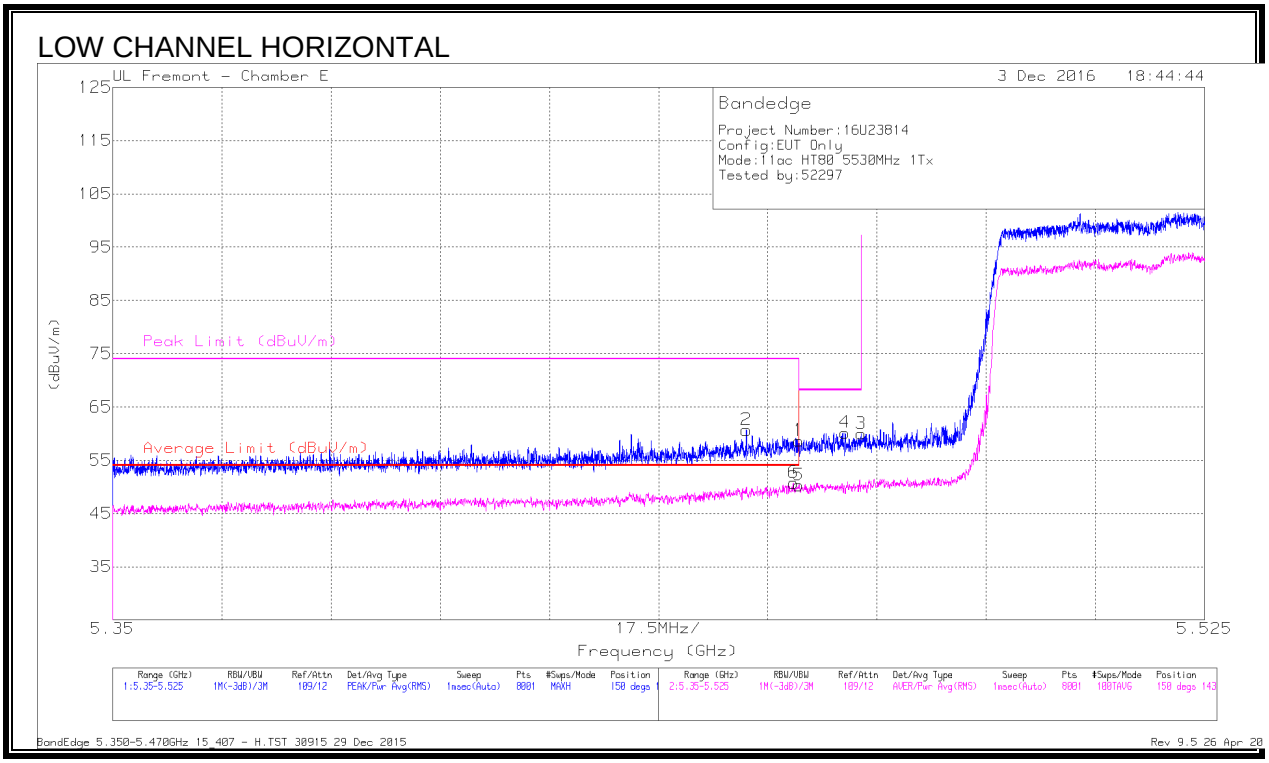

Marker	Frequency (GHz)	Meter Reading (dBuV)	Det	AF T711 (dB/m)	Amp/Cbl/Fltr/Pad (dB)	DC Corr (dB)	Corrected Reading (dBuV/m)	Average Limit (dBuV/m)	Margin (dB)	Peak Limit (dBuV/m)	PK Margin (dB)	Azimuth (Degs)	Height (cm)	Polarity
1	* 5.46	43.56	Pk	34.4	-19.3	0	58.66	-	-	74	-15.34	150	143	H
2	* 5.452	45.67	Pk	34.4	-19.4	0	60.67	-	-	74	-13.33	150	143	H
3	5.47	44.98	Pk	34.4	-19.4	0	59.98	-	-	68.2	-8.22	150	143	H
4	5.467	45.26	Pk	34.4	-19.5	0	60.16	-	-	68.2	-8.04	150	143	H
5	* 5.46	34.99	RMS	34.4	-19.3	.21	50.30	54	-3.70	-	-	150	143	H
6	* 5.459	35.46	RMS	34.4	-19.3	.21	50.77	54	-3.23	-	-	150	143	H

* - indicates frequency in CFR47 Pt 15 / IC RSS-Restricted Band
Pk - Peak detector
RMS - RMS detection

This report shall not be reproduced except in full, without the written approval of UL Verification Services Inc.

LOW CHANNEL VERTICAL

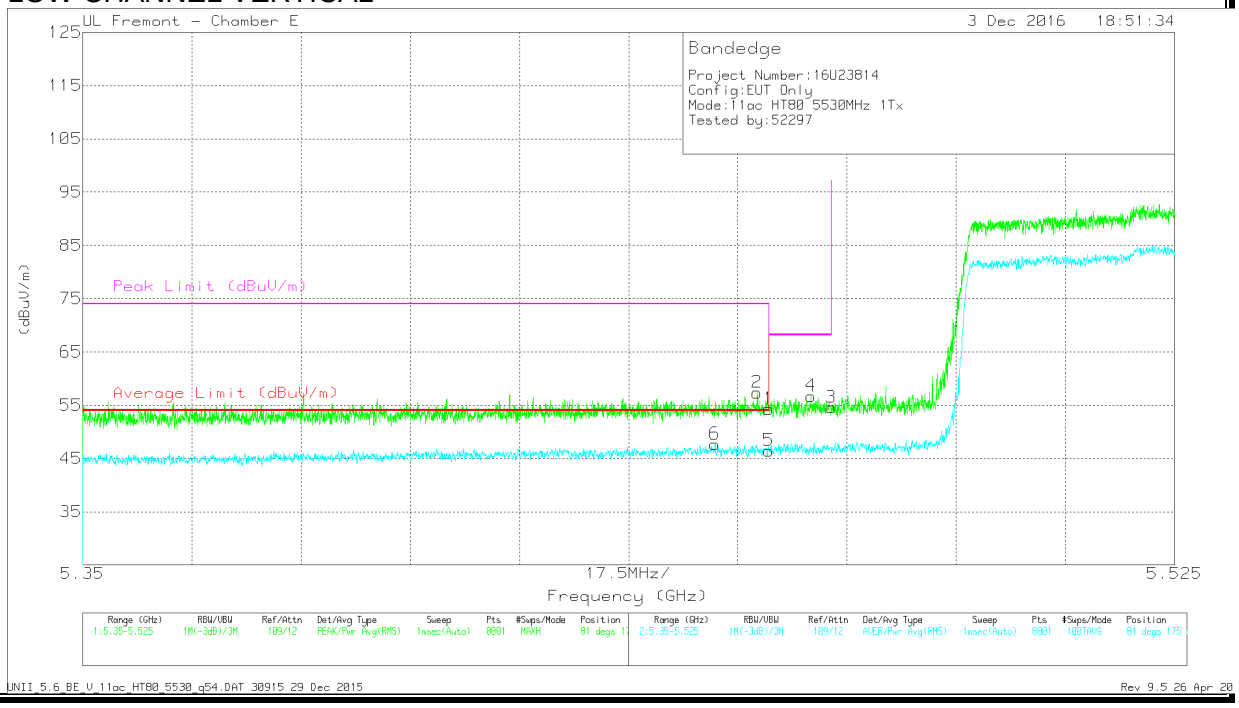

Marker	Frequency (GHz)	Meter Reading (dBuV)	Det	AF T711 (dB/m)	Amp/Cbl/Fltr/Pad (dB)	DC Corr (dB)	Corrected Reading (dBuV/m)	Average Limit (dBuV/m)	Margin (dB)	Peak Limit (dBuV/m)	PK Margin (dB)	Azimuth (Degs)	Height (cm)	Polarity
1	* 5.46	39.21	Pk	34.4	-19.3	0	54.31	-	-	74	-19.69	81	175	V
2	* 5.458	42.26	Pk	34.4	-19.3	0	57.36	-	-	74	-16.64	81	175	V
3	5.47	39.6	Pk	34.4	-19.4	0	54.6	-	-	68.2	-13.6	81	175	V
4	5.467	41.73	Pk	34.4	-19.4	0	56.73	-	-	68.2	-11.47	81	175	V
5	* 5.46	31.16	RMS	34.4	-19.3	.2	46.46	54	-7.54	-	-	81	175	V
6	* 5.451	32.49	RMS	34.4	-19.4	.2	47.69	54	-6.31	-	-	81	175	V

* - indicates frequency in CFR47 Pt 15 / IC RSS-Restricted Band
Pk - Peak detector
RMS - RMS detection

This report shall not be reproduced except in full, without the written approval of UL Verification Services Inc.

HARMONICS AND SPURIOUS EMISSIONS

LOW CHANNEL HORIZONTAL

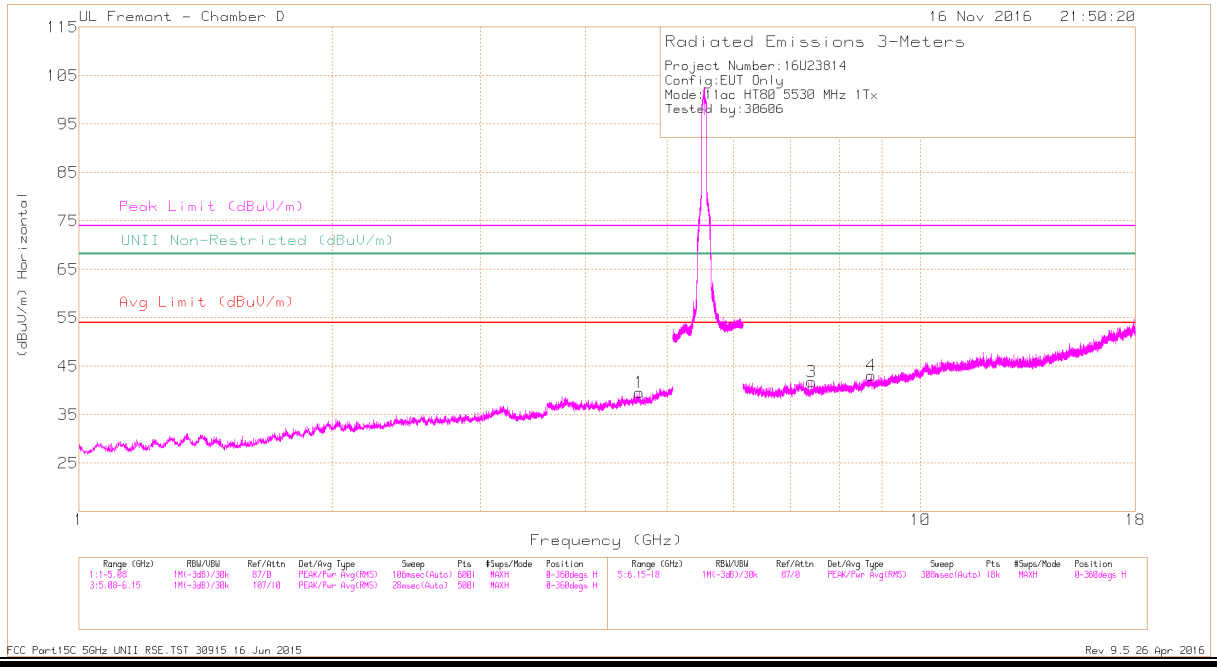

LOW CHANNEL VERTICAL

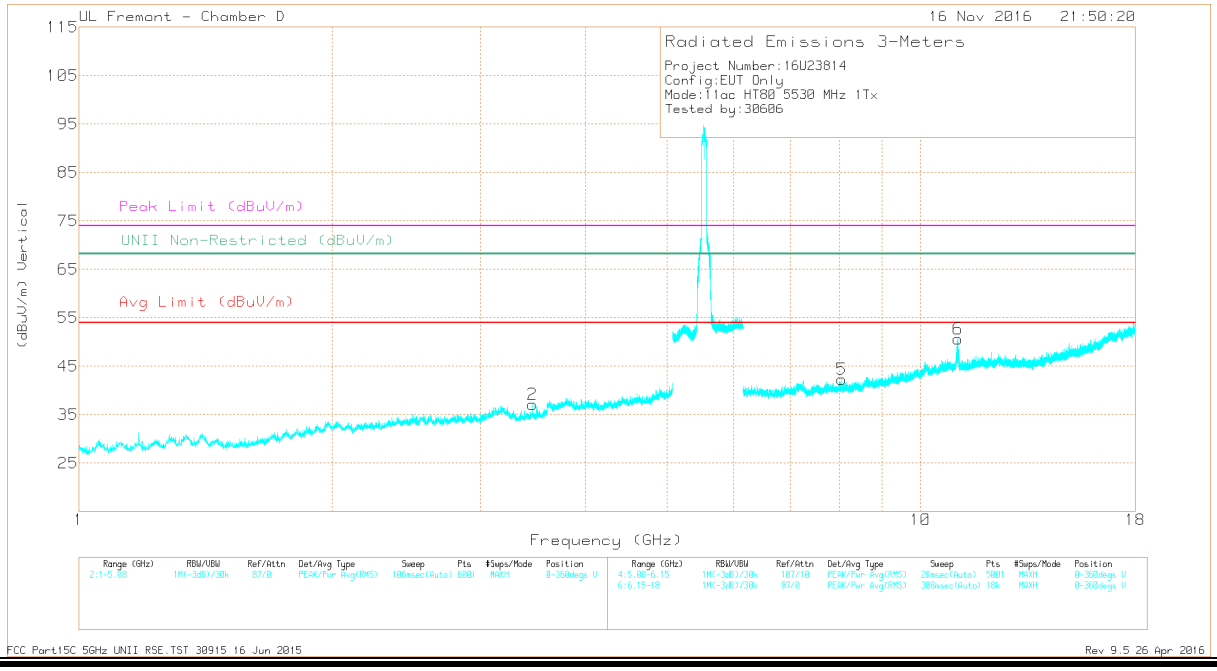

This report shall not be reproduced except in full, without the written approval of UL Verification Services Inc.

Marker	Frequency (GHz)	Meter Reading (dBuV)	Det	AF T712 (dB/m)	Amp/Cbl/Fltr/Pad (dB)	DC Corr (dB)	Corrected Reading (dBuV/m)	Avg Limit (dBuV/m)	Margin (dB)	Peak Limit (dBuV/m)	PK Margin (dB)	UNII Non-Restricted (dBuV/m)	PK Margin (dB)	Azimuth (Degs)	Height (cm)	Polarity
1	* 4.631	37.77	PK-U	34.1	-26.7	0	45.17	-	-	74	-28.83	-	-	112	200	H
	* 4.631	27.54	ADR	34.1	-26.7	.21	35.15	54	-18.85	-	-	-	-	112	200	H
2	3.457	37.98	PK-U	33	-28.7	0	42.28	-	-	-	-	68.2	-25.92	295	200	V
3	* 7.419	35.66	PK-U	35.6	-24.6	0	46.66	-	-	74	-27.34	-	-	360	103	H
	* 7.417	25.48	ADR	35.6	-24.6	.21	36.69	54	-17.31	-	-	-	-	360	103	H
4	8.739	36.66	PK-U	36	-22.7	0	49.96	-	-	-	-	68.2	-18.24	309	102	H
5	* 8.058	36.57	PK-U	35.8	-24.1	0	48.27	-	-	74	-25.73	-	-	215	348	V
	* 8.056	25.46	ADR	35.8	-24.1	.21	37.37	54	-16.63	-	-	-	-	215	348	V
6	* 11.06	38.4	PK-U	38	-21	0	55.4	-	-	74	-18.6	-	-	257	101	V
	* 11.091	28.75	ADR	38	-21.1	.21	45.86	54	-8.14	-	-	-	-	257	101	V

* - indicates frequency in CFR47 Pt 15 / IC RSS-Restricted Band
PK-U - U-NII: Maximum Peak
ADR - U-NII AD primary method, RMS average

UL VERIFICATION SERVICES INC. FORM NO: CCSUP4701J
47173 BENICIA STREET, FREMONT, CA 94538, USA TEL: (510) 771-1000 FAX: (510) 661-0888
This report shall not be reproduced except in full, without the written approval of UL Verification Services Inc.

HIGH CHANNEL HORIZONTAL

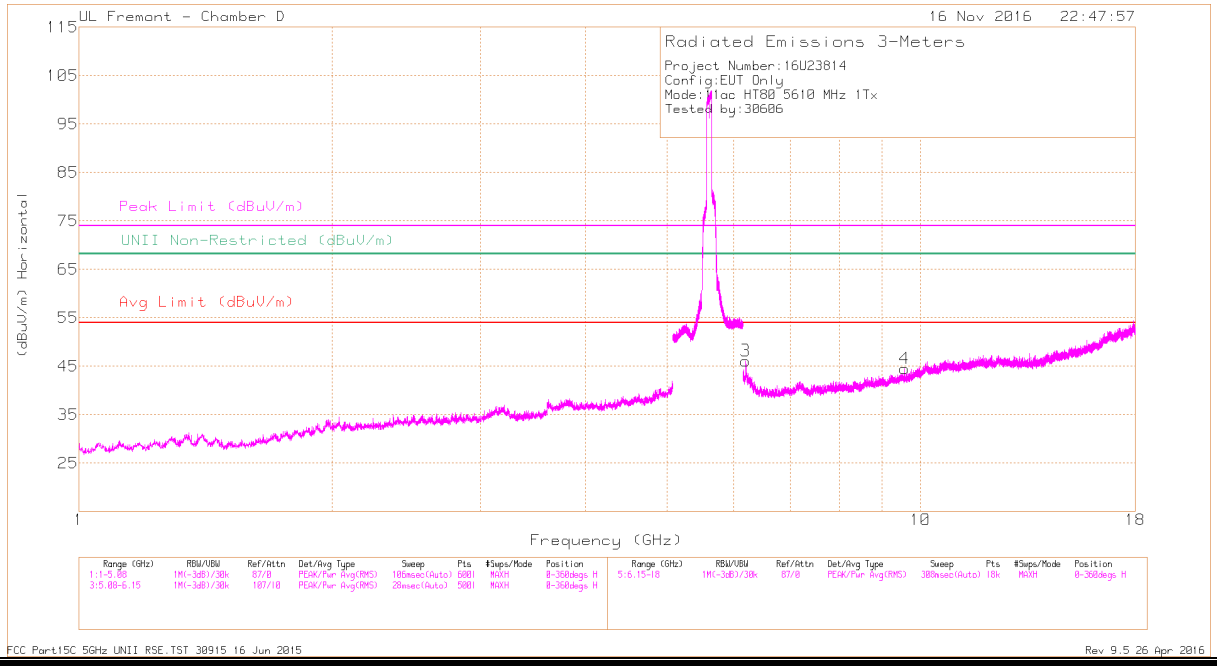

HIGH CHANNEL VERTICAL

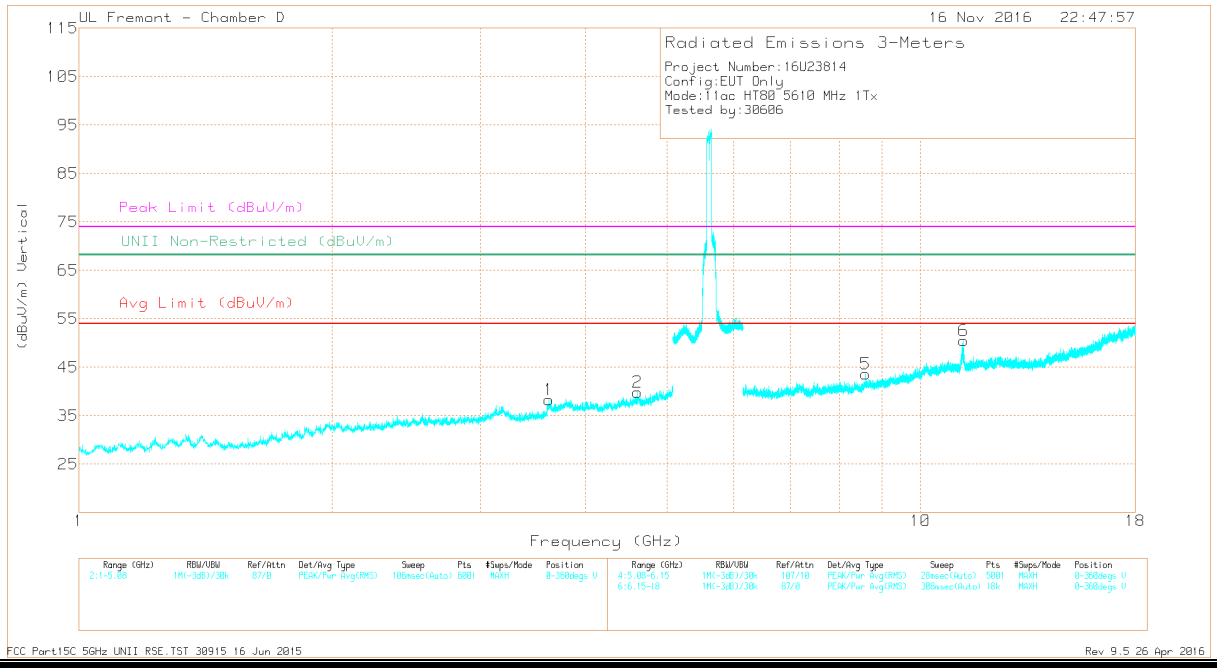

This report shall not be reproduced except in full, without the written approval of UL Verification Services Inc.

Marker	Frequency (GHz)	Meter Reading (dBuV)	Det	AF T712 (dB/m)	Amp/Cbl/Fltr/Pad (dB)	DC Corr (dB)	Corrected Reading (dBuV/m)	Avg Limit (dBuV/m)	Margin (dB)	Peak Limit (dBuV/m)	PK Margin (dB)	UNII Non-Restricted (dBuV/m)	PK Margin (dB)	Azimuth (Degs)	Height (cm)	Polarity
1	* 3.622	39.33	PK-U	33.3	-28.8	0	43.83	-	-	74	-30.17	-	-	211	261	V
	* 3.622	28.84	ADR	33.3	-28.8	.21	33.55	54	-20.45	-	-	-	-	211	261	V
2	* 4.612	40.17	PK-U	34.2	-26.5	0	47.87	-	-	74	-26.13	-	-	178	369	V
	* 4.61	27.46	ADR	34.2	-26.6	.21	35.27	54	-18.73	-	-	-	-	178	369	V
3	6.198	43.26	PK-U	35.6	-26.2	0	52.66	-	-	-	-	68.2	-15.54	218	151	H
4	9.576	35.7	PK-U	36.7	-21.8	0	50.6	-	-	-	-	68.2	-17.6	319	185	H
5	8.601	35.18	PK-U	35.9	-22.2	0	48.88	-	-	-	-	68.2	-19.32	326	138	V
6	* 11.221	37.82	PK-U	38.2	-21.3	0	54.72	-	-	74	-19.28	-	-	256	111	V
	* 11.224	27.83	ADR	38.2	-21.3	.21	44.94	54	-9.06	-	-	-	-	256	111	V

* - indicates frequency in CFR47 Pt 15 / IC RSS-Restricted Band
PK-U - U-NII: Maximum Peak
ADR - U-NII AD primary method, RMS average

UL VERIFICATION SERVICES INC. FORM NO: CCSUP4701J
47173 BENICIA STREET, FREMONT, CA 94538, USA TEL: (510) 771-1000 FAX: (510) 661-0888
This report shall not be reproduced except in full, without the written approval of UL Verification Services Inc.

9.2.34. 11ac HT80 ANTENNA B SISO STRADDLE CHANNEL 138

HARMONICS AND SPURIOUS EMISSIONS

LOW CHANNEL HORIZONTAL

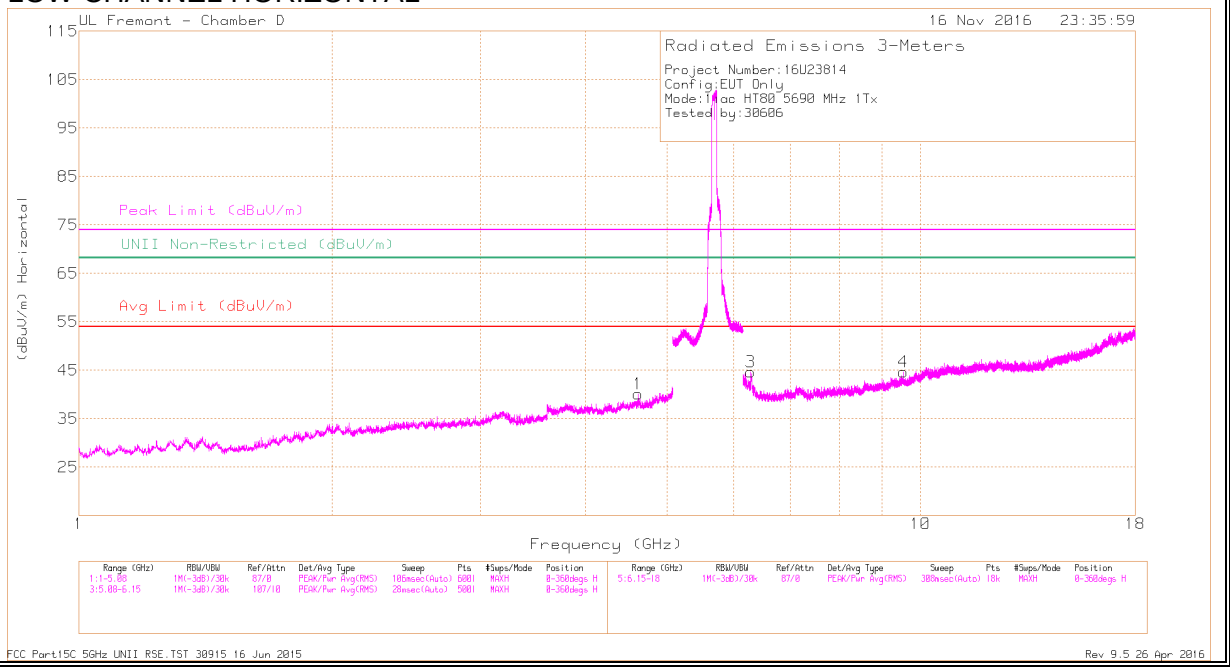

LOW CHANNEL VERTICAL

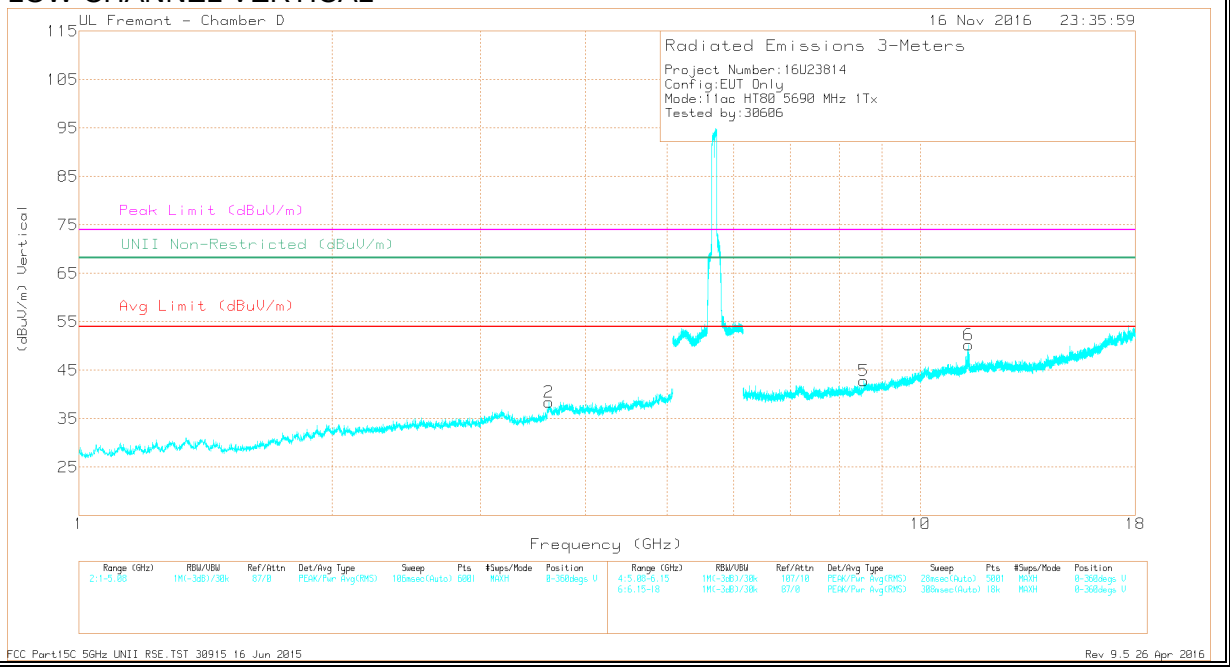

This report shall not be reproduced except in full, without the written approval of UL Verification Services Inc.

Marker	Frequency (GHz)	Meter Reading (dBuV)	Det	AF T712 (dB/m)	Amp/Cbl/Fltr/Pad (dB)	DC Corr (dB)	Corrected Reading (dBuV/m)	Avg Limit (dBuV/m)	Margin (dB)	Peak Limit (dBuV/m)	PK Margin (dB)	UNII Non-Restricted (dBuV/m)	PK Margin (dB)	Azimuth (Degs)	Height (cm)	Polarity
1	* 4.618	38.15	PK-U	34.1	-26.5	0	45.75	-	-	74	-28.25	-	-	265	182	H
	* 4.621	27.57	ADR	34.1	-26.6	.21	35.28	54	-18.72	-	-	-	-	265	182	H
2	* 3.617	39.86	PK-U	33.3	-28.8	0	44.36	-	-	74	-29.64	-	-	306	219	V
	* 3.619	28.75	ADR	33.3	-28.8	.21	33.46	54	-20.54	-	-	-	-	306	219	V
3	6.192	40.85	PK-U	35.6	-26.2	0	50.25	-	-	-	-	68.2	-17.95	234	125	H
4	9.537	35.1	PK-U	36.6	-21.6	0	50.1	-	-	-	-	68.2	-18.1	65	102	H
5	8.561	34.87	PK-U	35.9	-22.8	0	47.97	-	-	-	-	68.2	-20.23	314	200	V
6	* 11.421	36.57	PK-U	38.3	-20.8	0	54.07	-	-	74	-19.93	-	-	249	156	V
	* 11.379	27.18	ADR	38.3	-21.2	.21	44.49	54	-9.51	-	-	-	-	249	156	V

* - indicates frequency in CFR47 Pt 15 / IC RSS-Restricted Band
PK-U - U-NII: Maximum Peak
ADR - U-NII AD primary method, RMS average

UL VERIFICATION SERVICES INC. FORM NO: CCSUP4701J
47173 BENICIA STREET, FREMONT, CA 94538, USA TEL: (510) 771-1000 FAX: (510) 661-0888
This report shall not be reproduced except in full, without the written approval of UL Verification Services Inc.

9.2.35. 11ac HT80 2TX CDD MIMO MODE IN THE 5.6GHz BAND

RESTRICTED BANDEDGE (LOW CHANNEL)

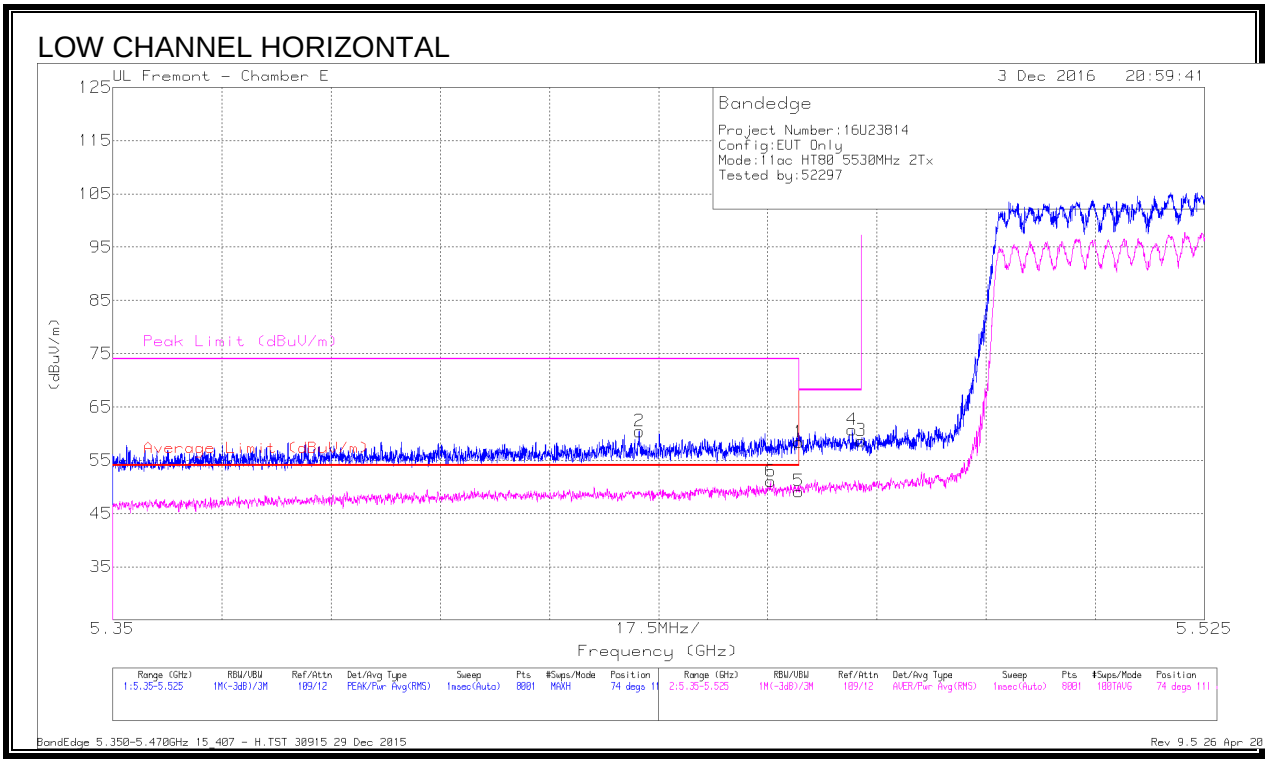

Marker	Frequency (GHz)	Meter Reading (dBuV)	Det	AF T711 (dB/m)	Amp/Cbl /Fltr/Pad (dB)	DC Corr (dB)	Corrected Reading (dBuV/m)	Average Limit (dBuV/m)	Margin (dB)	Peak Limit (dBuV/m)	PK Margin (dB)	Azimuth (Degs)	Height (cm)	Polarity
1	* 5.46	43.28	Pk	34.4	-19.3	0	58.38	-	-	74	-15.62	74	111	H
2	* 5.434	45.33	Pk	34.4	-19.3	0	60.43	-	-	74	-13.57	74	111	H
3	5.47	43.68	Pk	34.4	-19.4	0	58.68	-	-	68.2	-9.52	74	111	H
4	5.469	45.78	Pk	34.4	-19.5	0	60.68	-	-	68.2	-7.52	74	111	H
5	* 5.46	33.86	RMS	34.4	-19.3	.2	49.16	54	-4.84	-	-	74	111	H
6	* 5.455	35.83	RMS	34.4	-19.4	.2	51.03	54	-2.97	-	-	74	111	H

* - indicates frequency in CFR47 Pt 15 / IC RSS-Restricted Band
Pk - Peak detector
RMS - RMS detection

This report shall not be reproduced except in full, without the written approval of UL Verification Services Inc.

LOW CHANNEL VERTICAL

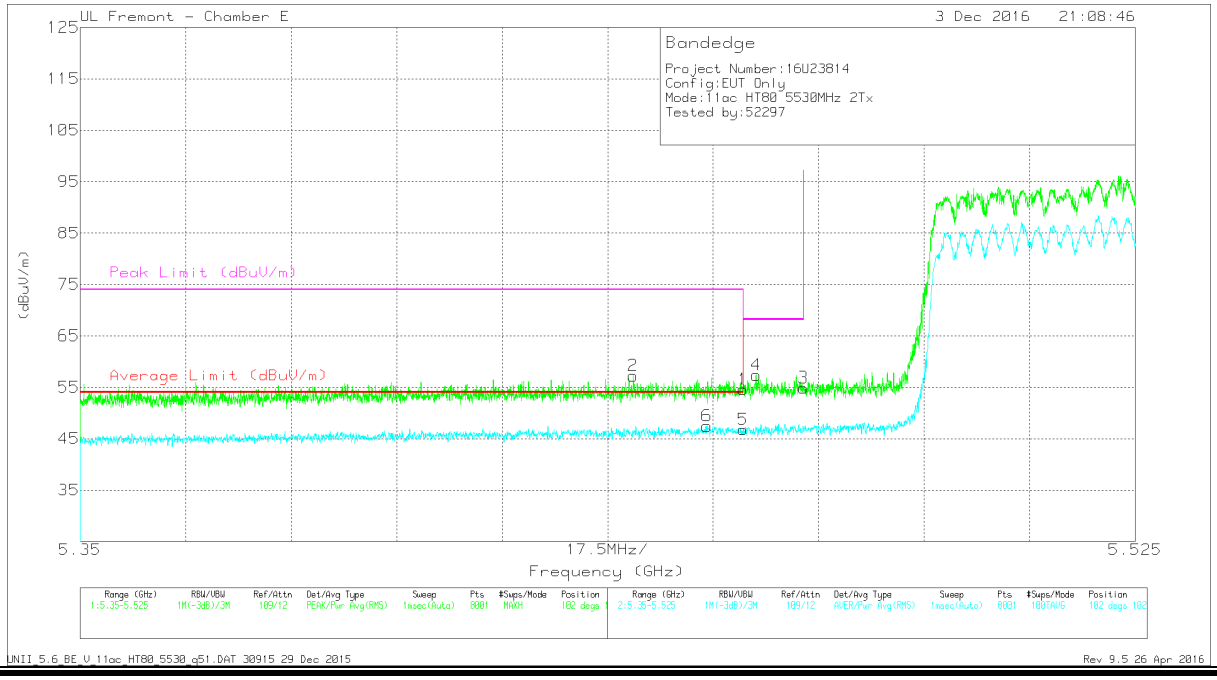

Marker	Frequency (GHz)	Meter Reading (dBuV)	Det	AF T711 (dB/m)	Amp/Cbl/Fltr/Pad (dB)	DC Corr (dB)	Corrected Reading (dBuV/m)	Average Limit (dBuV/m)	Margin (dB)	Peak Limit (dBuV/m)	PK Margin (dB)	Azimuth (Degs)	Height (cm)	Polarity
1	* 5.46	39.5	Pk	34.4	-19.3	0	54.6	-	-	74	-19.4	102	102	V
2	* 5.442	42.24	Pk	34.4	-19.4	0	57.24	-	-	74	-16.76	102	102	V
3	5.47	39.87	Pk	34.4	-19.4	0	54.87	-	-	68.2	-13.33	102	102	V
4	5.462	42.27	Pk	34.4	-19.3	0	57.37	-	-	68.2	-10.83	102	102	V
5	* 5.46	31.49	RMS	34.4	-19.3	.2	46.79	54	-7.21	-	-	102	102	V
6	* 5.454	32.17	RMS	34.4	-19.3	.2	47.47	54	-6.53	-	-	102	102	V

* - indicates frequency in CFR47 Pt 15 / IC RSS-Restricted Band
Pk - Peak detector
RMS - RMS detection

UL VERIFICATION SERVICES INC. FORM NO: CCSUP4701J
47173 BENICIA STREET, FREMONT, CA 94538, USA TEL: (510) 771-1000 FAX: (510) 661-0888
This report shall not be reproduced except in full, without the written approval of UL Verification Services Inc.

HARMONICS AND SPURIOUS EMISSIONS

LOW CHANNEL HORIZONTAL

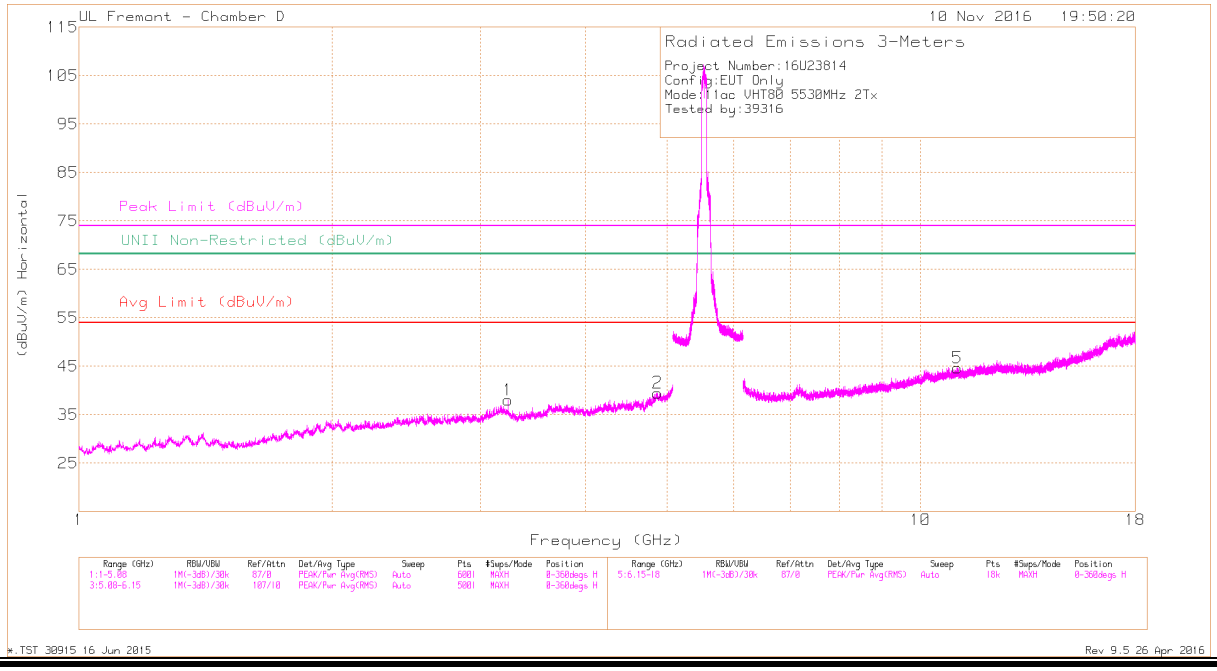

LOW CHANNEL VERTICAL

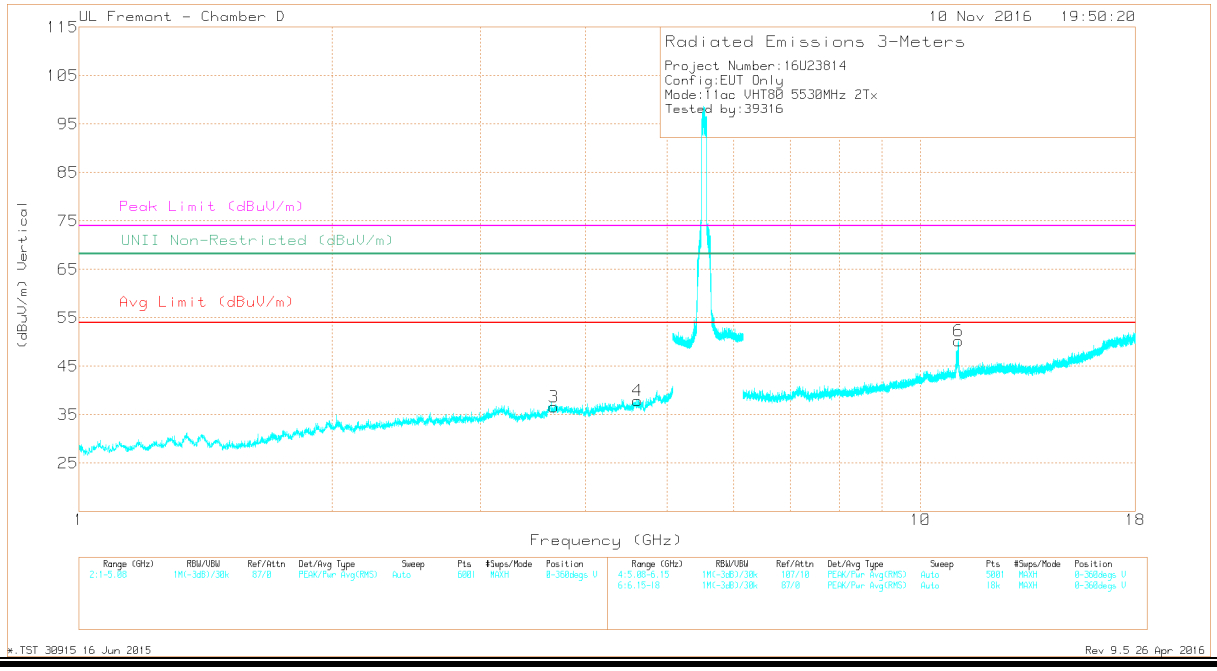

This report shall not be reproduced except in full, without the written approval of UL Verification Services Inc.

Markers	Frequency (GHz)	Meter Reading (dBuV)	Det	AF T712 (dB/m)	Amp/Cbl/Fltr/Pad (dB)	DC Corr (dB)	Corrected Reading (dBuV/m)	Avg Limit (dBuV/m)	Margin (dB)	Peak Limit (dBuV/m)	PK Margin (dB)	UNII Non-Restricted (dBuV/m)	PK Margin (dB)	Azimuth (Degs)	Height (cm)	Polarity
1	3.234	39.82	PK-U	33.5	-29.3	0	44.02	-	-	-	-	68.2	-24.18	142	175	H
2	* 4.872	36.45	PK-U	34.1	-25.2	0	45.35	-	-	74	-28.65	-	-	74	166	H
	* 4.872	26.54	ADR	34.1	-25.2	.2	35.64	54	-18.36	-	-	-	-	74	166	H
3	* 3.669	38.86	PK-U	33.4	-28.9	0	43.36	-	-	74	-30.64	-	-	99	143	V
	* 3.669	27.94	ADR	33.4	-28.9	.2	32.64	54	-21.36	-	-	-	-	99	143	V
4	* 4.609	38.04	PK-U	34.2	-26.6	0	45.64	-	-	74	-28.36	-	-	113	199	V
	* 4.609	26.74	ADR	34.2	-26.6	.2	34.54	54	-19.46	-	-	-	-	113	199	V
5	* 11.059	34.21	PK-U	38	-21	0	51.21	-	-	74	-22.79	-	-	214	186	H
	* 11.059	23.66	ADR	38	-21	.2	40.86	54	-13.14	-	-	-	-	214	186	H
6	* 11.077	36.16	PK-U	38	-21	0	53.16	-	-	74	-20.84	-	-	76	102	V
	* 11.06	25.92	ADR	38	-21	.2	43.12	54	-10.88	-	-	-	-	76	102	V

* - indicates frequency in CFR47 Pt 15 / IC RSS-Restricted Band
PK-U - U-NII: Maximum Peak
ADR - U-NII AD primary method, RMS average

UL VERIFICATION SERVICES INC. FORM NO: CCSUP4701J
47173 BENICIA STREET, FREMONT, CA 94538, USA TEL: (510) 771-1000 FAX: (510) 661-0888
This report shall not be reproduced except in full, without the written approval of UL Verification Services Inc.

HIGH CHANNEL HORIZONTAL

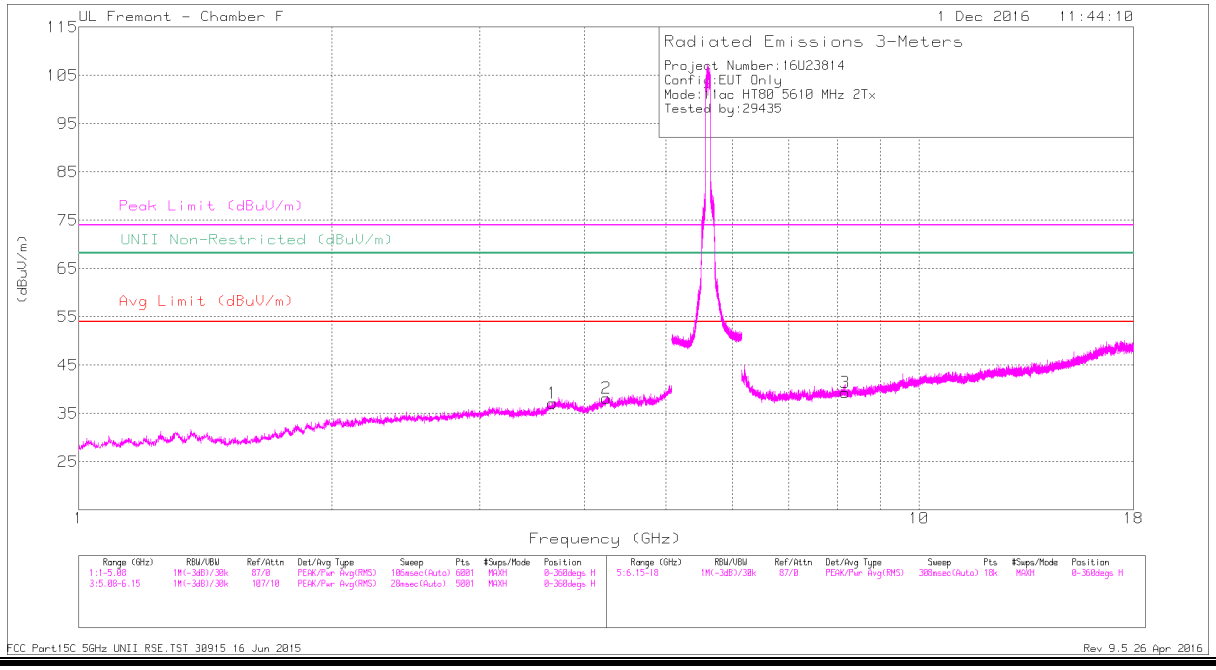

HIGH CHANNEL VERTICAL

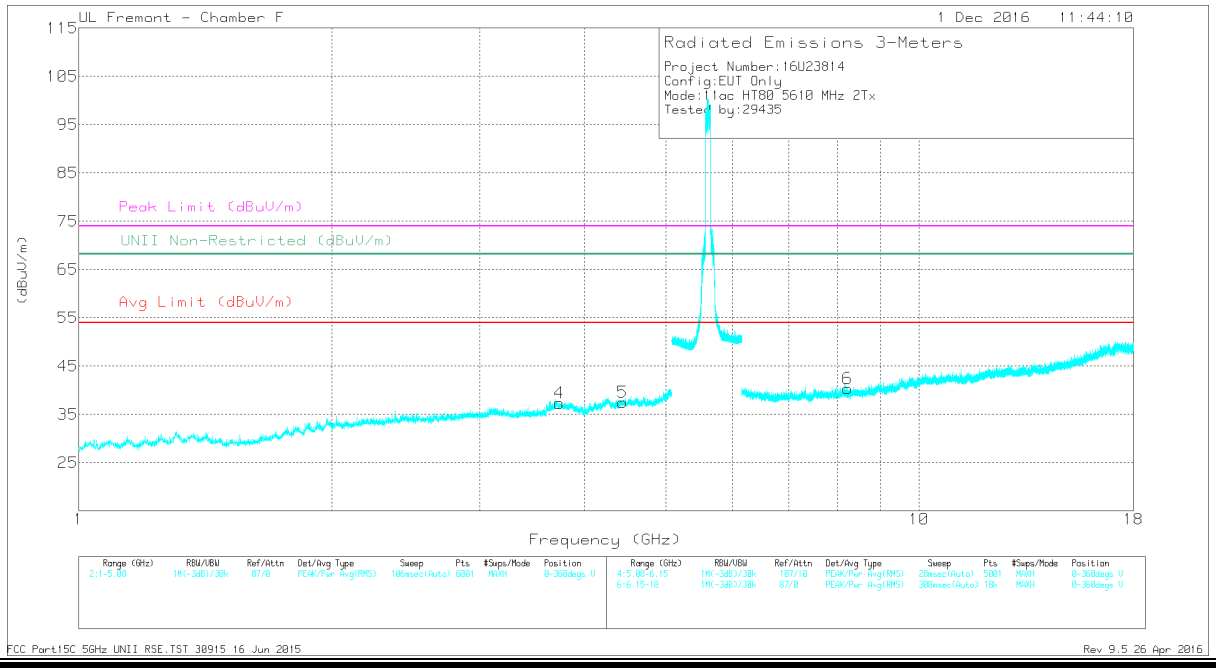

This report shall not be reproduced except in full, without the written approval of UL Verification Services Inc.

Marker	Frequency (GHz)	Meter Reading (dBuV)	Det	AF T344 (dB/m)	Amp/Cbl/Fltr/Pad (dB)	DC Corr (dB)	Corrected Reading (dBuV/m)	Avg Limit (dBuV/m)	Margin (dB)	Peak Limit (dBuV/m)	PK Margin (dB)	UNII Non-Restricted (dBuV/m)	PK Margin (dB)	Azimuth (Degs)	Height (cm)	Polarity
1	* 3.661	38.52	PK-U	33.2	-29.1	0	42.62	-	-	74	-31.38	-	-	80	129	H
	* 3.662	28.41	ADR	33.2	-29.1	.2	32.71	54	-21.29	-	-	-	-	80	129	H
2	* 4.251	37.08	PK-U	33.7	-26.5	0	44.28	-	-	74	-29.72	-	-	174	149	H
	* 4.248	26.71	ADR	33.7	-26.6	.2	34.01	54	-19.99	-	-	-	-	174	149	H
4	* 3.735	39.11	PK-U	33.4	-29.2	0	43.31	-	-	74	-30.69	-	-	267	117	V
	* 3.732	28.13	ADR	33.4	-29.2	.2	32.53	54	-21.47	-	-	-	-	267	117	V
5	4.442	31.08	Pk	34	-27.5	0	37.58	-	-	-	-	68.2	-30.62	0-360	100	V
3	* 8.171	35.14	PK-U	35.8	-24.5	0	46.44	-	-	74	-27.56	-	-	314	180	H
	* 8.172	24.62	ADR	35.8	-24.5	.2	36.12	54	-17.88	-	-	-	-	314	180	H
6	* 8.225	35.93	PK-U	35.8	-24.9	0	46.83	-	-	74	-27.17	-	-	130	248	V
	* 8.226	24.84	ADR	35.8	-24.9	.2	35.94	54	-18.06	-	-	-	-	130	248	V

* - indicates frequency in CFR47 Pt 15 / IC RSS-Restricted Band
PK-U - U-NII: Maximum Peak
ADR - U-NII AD primary method, RMS average

UL VERIFICATION SERVICES INC. FORM NO: CCSUP4701J
47173 BENICIA STREET, FREMONT, CA 94538, USA TEL: (510) 771-1000 FAX: (510) 661-0888
This report shall not be reproduced except in full, without the written approval of UL Verification Services Inc.

9.2.36. 11ac HT80 2TX CDD MIMO STRADDLE CHANNEL 138

HARMONICS AND SPURIOUS EMISSIONS

LOW CHANNEL HORIZONTAL

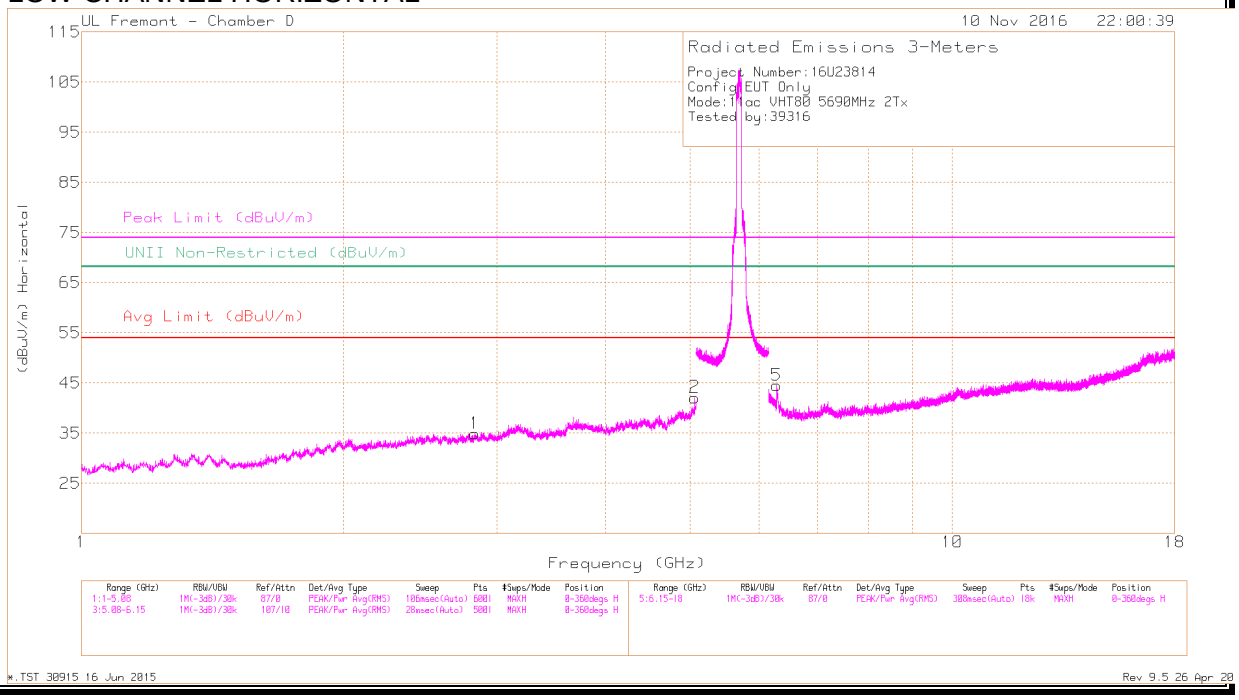

LOW CHANNEL VERTICAL

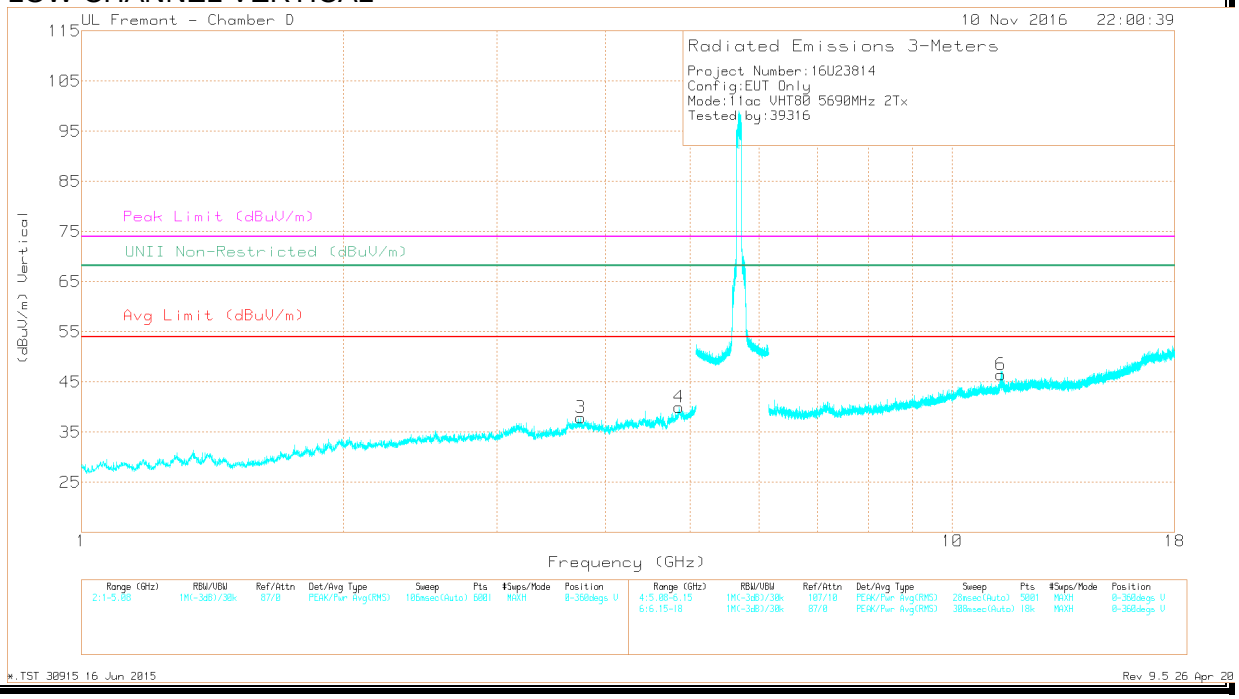

UL VERIFICATION SERVICES INC. FORM NO: CCSUP4701J
47173 BENICIA STREET, FREMONT, CA 94538, USA TEL: (510) 771-1000 FAX: (510) 661-0888
This report shall not be reproduced except in full, without the written approval of UL Verification Services Inc.

Markers	Frequency (GHz)	Meter Reading (dBuV)	Det	AF T712 (dB/m)	Amp/Cbl/Fltr/Pad (dB)	DC Corr (dB)	Corrected Reading (dBuV/m)	Avg Limit (dBuV/m)	Margin (dB)	Peak Limit (dBuV/m)	PK Margin (dB)	UNII Non-Restricted (dBuV/m)	PK Margin (dB)	Azimuth (Degs)	Height (cm)	Polarity
1	* 2.831	38.73	PK-U	32.3	-29.2	0	41.83	-	-	74	-32.17	-	-	279	162	H
	* 2.831	28.45	ADR	32.3	-29.1	.2	31.85	54	-22.15	-	-	-	-	279	162	H
2	* 5.057	39.64	PK-U	34	-25.6	0	48.04	-	-	74	-25.96	-	-	73	105	H
	* 5.058	29.51	ADR	34	-25.6	.2	38.11	54	-15.89	-	-	-	-	73	105	H
3	* 3.743	38.37	PK-U	33.5	-28.8	0	43.07	-	-	74	-30.93	-	-	92	125	V
	* 3.742	27.85	ADR	33.5	-28.9	.2	32.65	54	-21.35	-	-	-	-	92	125	V
4	* 4.855	37.62	PK-U	34.1	-25.4	0	46.32	-	-	74	-27.68	-	-	139	148	V
	* 4.855	27.05	ADR	34.1	-25.4	.2	35.95	54	-18.05	-	-	-	-	139	148	V
5	6.287	40.7	PK-U	35.6	-25.7	0	50.6	-	-	-	-	68.2	-17.6	35	116	H
6	* 11.382	37.41	PK-U	38.3	-21.2	0	54.51	-	-	74	-19.49	-	-	76	131	V
	* 11.38	27.36	ADR	38.3	-21.2	.2	44.66	54	-9.34	-	-	-	-	76	131	V

* - indicates frequency in CFR47 Pt 15 / IC RSS-Restricted Band
PK-U - U-NII: Maximum Peak
ADR - U-NII AD primary method, RMS average

UL VERIFICATION SERVICES INC. FORM NO: CCSUP4701J
47173 BENICIA STREET, FREMONT, CA 94538, USA TEL: (510) 771-1000 FAX: (510) 661-0888
This report shall not be reproduced except in full, without the written approval of UL Verification Services Inc.

9.2.37. 11n HT20 ANTENNA A SISO MODE IN THE 5.8GHz BAND

RESTRICTED BANDEDGE (LOW CHANNEL)

LOW CHANNEL HORIZONTAL

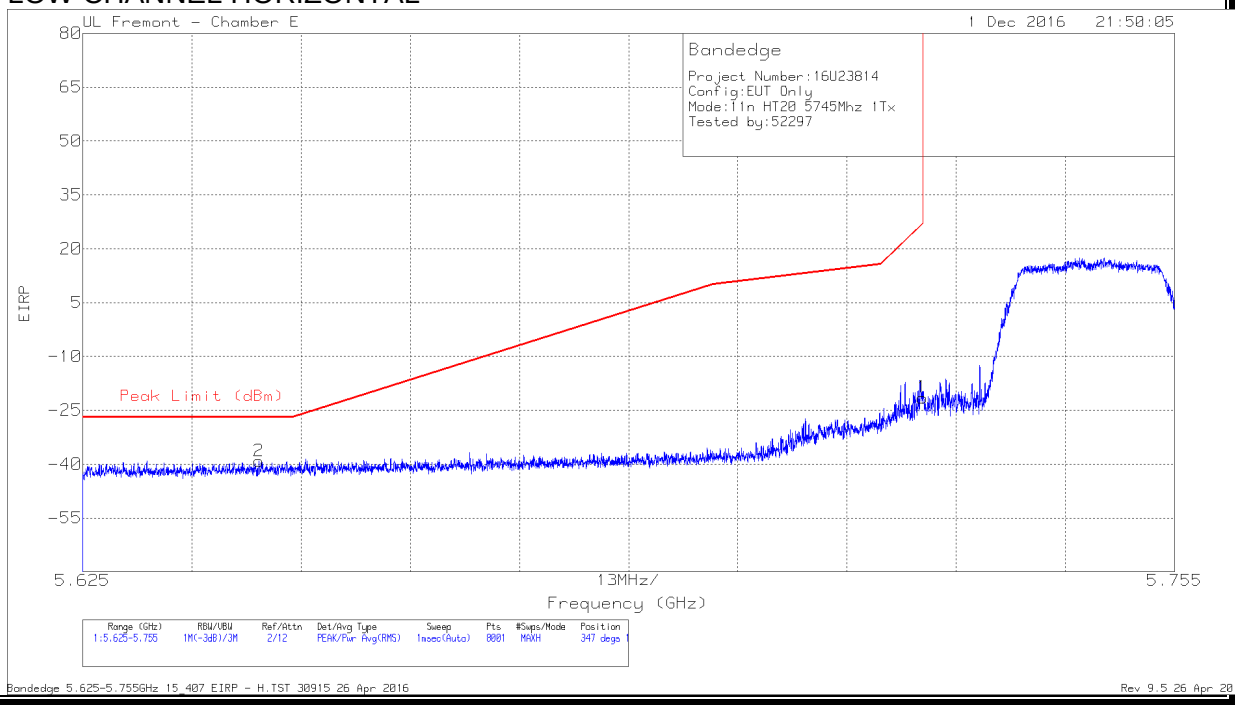

Marker	Frequency (GHz)	Meter Reading (dBm)	Det	AF T711 (dB/m)	Amp/Cbl/ Fltr/Pad (dB)	Conversion Factor (dB)	Corrected Reading EIRP	Peak Limit (dBm)	PK Margin (dB)	Azimuth (Degs)	Height (cm)	Polarity
1	5.725	-48.57	Pk	34.9	-19.6	11.8	-21.47	26.97	-48.44	347	169	H
2	5.646	-66.26	Pk	34.8	-19.5	11.8	-39.16	-27	-12.16	347	169	H

Pk - Peak detector

This report shall not be reproduced except in full, without the written approval of UL Verification Services Inc.

LOW CHANNEL VERTICAL

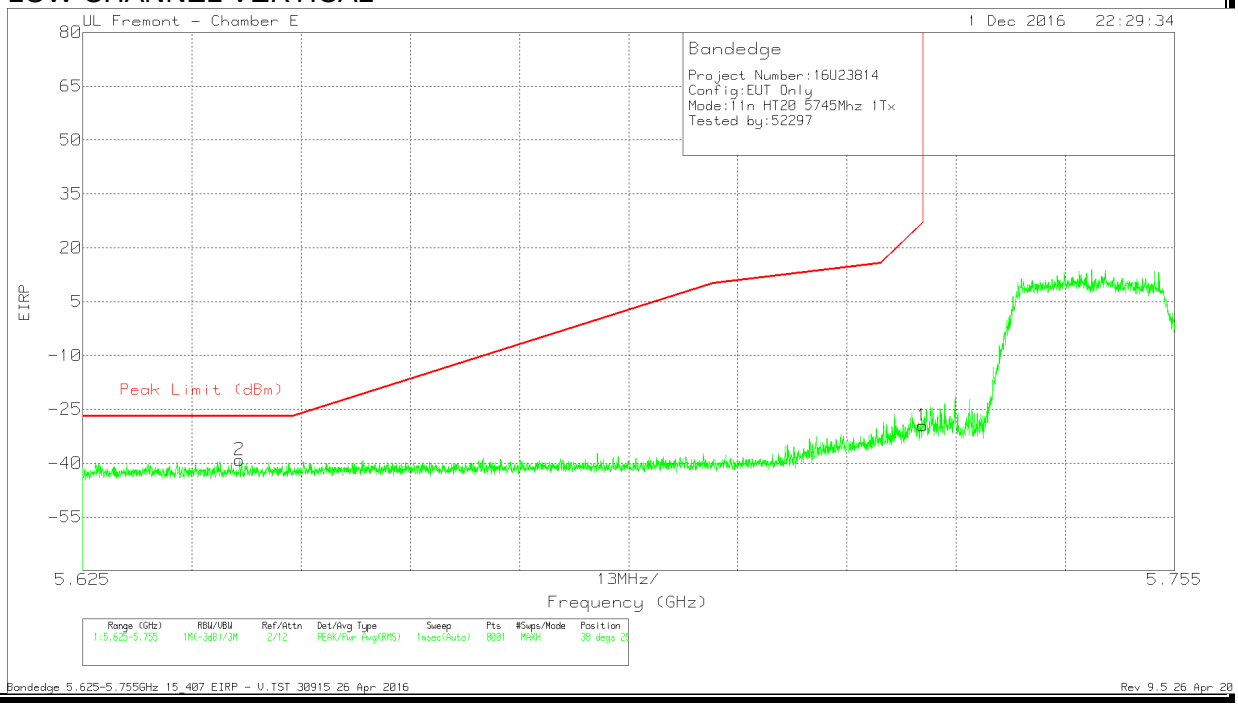

Marker	Frequency (GHz)	Meter Reading (dBm)	Det	AF T711 (dB/m)	Amp/Cbl/ Fltr/Pad (dB)	Conversion Factor (dB)	Corrected Reading EIRP	Peak Limit (dBm)	PK Margin (dB)	Azimuth (Degs)	Height (cm)	Polarity
1	5.725	-56.64	Pk	34.9	-19.6	11.8	-29.54	26.97	-56.51	38	253	V
2	5.644	-66.19	Pk	34.8	-19.5	11.8	-39.09	-27	-12.09	38	253	V

Pk - Peak detector

UL VERIFICATION SERVICES INC. FORM NO: CCSUP4701J
47173 BENICIA STREET, FREMONT, CA 94538, USA TEL: (510) 771-1000 FAX: (510) 661-0888
This report shall not be reproduced except in full, without the written approval of UL Verification Services Inc.

AUTHORIZED BANDEDGE (HIGH CHANNEL)

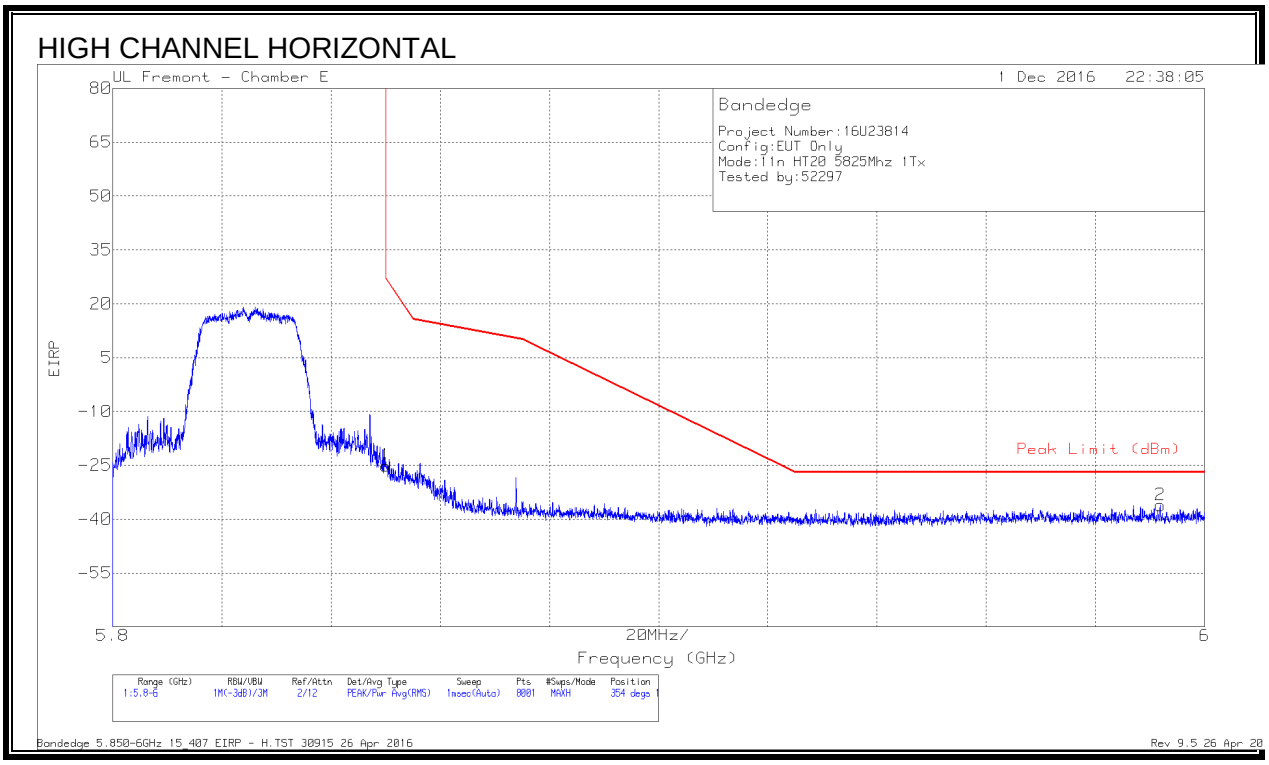

Marker	Frequency (GHz)	Meter Reading (dBm)	Det	AF T711 (dB/m)	Amp/Cbl/ Fltr/Pad (dB)	Conversion Factor (dB)	Corrected Reading EIRP	Peak Limit (dBm)	PK Margin (dB)	Azimuth (Degs)	Height (cm)	Polarity
1	5.85	-52.29	Pk	34.9	-19.5	11.8	-25.09	26.94	-52.03	354	161	H
2	5.992	-64.33	Pk	35.1	-18.7	11.8	-36.13	-27	-9.13	354	161	H

Pk - Peak detector

UL VERIFICATION SERVICES INC. FORM NO: CCSUP4701J
47173 BENICIA STREET, FREMONT, CA 94538, USA TEL: (510) 771-1000 FAX: (510) 661-0888
This report shall not be reproduced except in full, without the written approval of UL Verification Services Inc.

HIGH CHANNEL VERTICAL

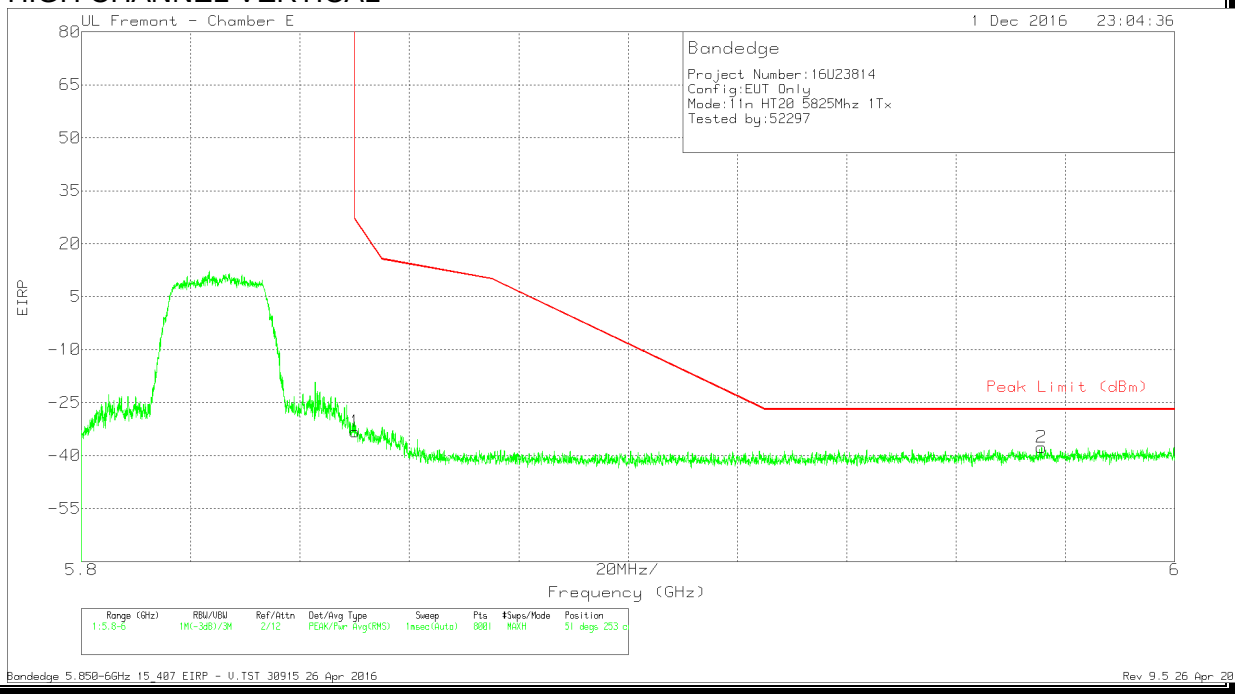

Marker	Frequency (GHz)	Meter Reading (dBm)	Det	AF T711 (dB/m)	Amp/Cbl/ Fltr/Pad (dB)	Conversion Factor (dB)	Corrected Reading EIRP	Peak Limit (dBm)	PK Margin (dB)	Azimuth (Degs)	Height (cm)	Polarity
1	5.85	-60.52	Pk	34.9	-19.5	11.8	-33.32	26.94	-60.26	51	253	V
2	5.976	-65.53	Pk	35	-19	11.8	-37.73	-27	-10.73	51	253	V

Pk - Peak detector

This report shall not be reproduced except in full, without the written approval of UL Verification Services Inc.

HARMONICS AND SPURIOUS EMISSIONS

LOW CHANNEL HORIZONTAL

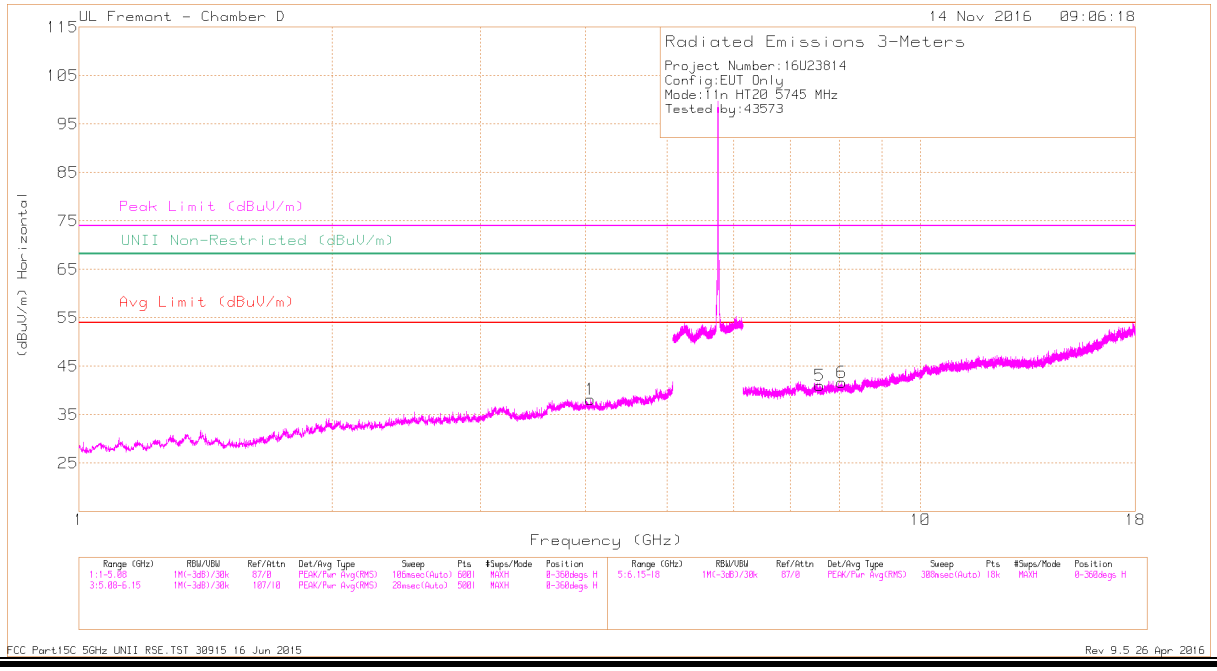

LOW CHANNEL VERTICAL

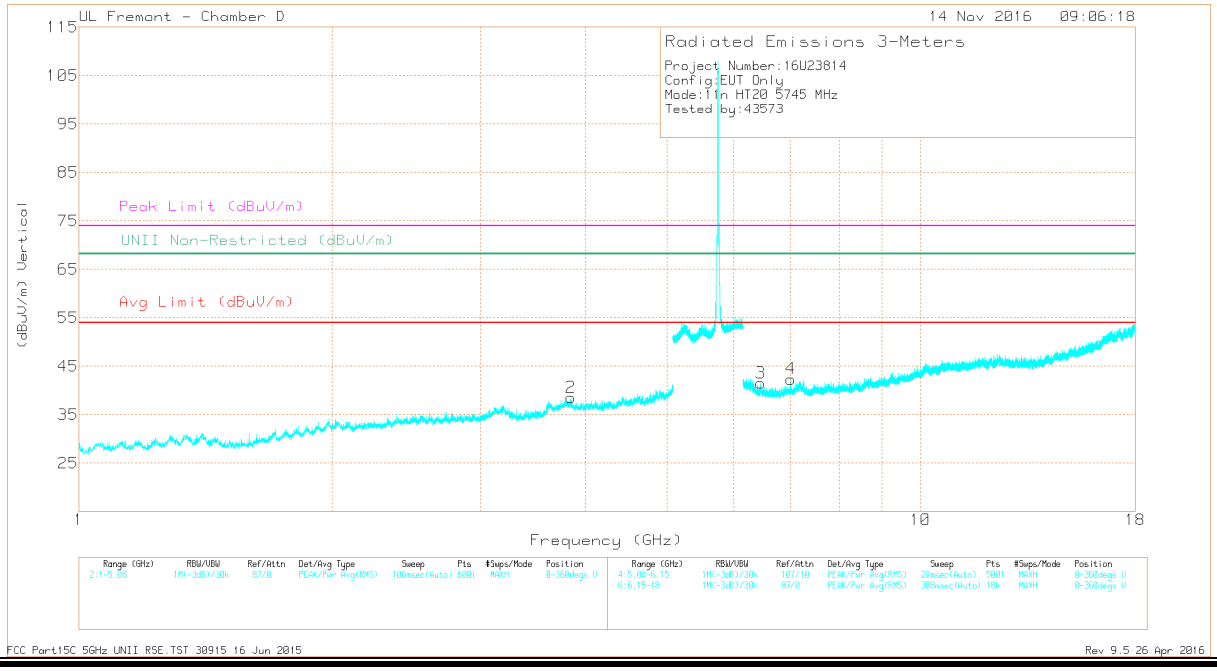

This report shall not be reproduced except in full, without the written approval of UL Verification Services Inc.

Markers	Frequency (GHz)	Meter Reading (dBuV)	Det	AF T712 (dB/m)	Amp/Cbl/Fltr/Pad (dB)	Corrected Reading (dBuV/m)	Avg Limit (dBuV/m)	Margin (dB)	Peak Limit (dBuV/m)	PK Margin (dB)	UNII Non-Restricted (dBuV/m)	PK Margin (dB)	Azimuth (Degs)	Height (cm)	Polarity
1	* 4.051	39.36	PK-U	33.4	-28.5	44.26	-	-	74	-29.74	-	-	205	184	H
	* 4.053	29.41	ADR	33.4	-28.5	34.31	54	-19.69	-	-	-	-	205	184	H
2	* 3.844	39.71	PK-U	33.5	-28.6	44.61	-	-	74	-29.39	-	-	47	225	V
	* 3.846	29.51	ADR	33.5	-28.6	34.41	54	-19.59	-	-	-	-	47	225	V
3	6.452	37.34	PK-U	35.7	-25.6	47.44	-	-	-	-	68.2	-20.76	257	205	V
4	7.007	37.44	PK-U	35.7	-25.8	47.34	-	-	-	-	68.2	-20.86	214	158	V
5	* 7.586	36.58	PK-U	35.8	-25.1	47.28	-	-	74	-26.72	-	-	141	136	H
	* 7.583	26.82	ADR	35.8	-25.1	37.52	54	-16.48	-	-	-	-	141	136	H
6	* 8.059	36.13	PK-U	35.8	-24	47.93	-	-	74	-26.07	-	-	84	104	H
	* 8.061	26.26	ADR	35.8	-24	38.06	54	-15.94	-	-	-	-	84	104	H

* - indicates frequency in CFR47 Pt 15 / IC RSS-Restricted Band
PK-U - U-NII: Maximum Peak
ADR - U-NII AD primary method, RMS average

UL VERIFICATION SERVICES INC. FORM NO: CCSUP4701J
47173 BENICIA STREET, FREMONT, CA 94538, USA TEL: (510) 771-1000 FAX: (510) 661-0888
This report shall not be reproduced except in full, without the written approval of UL Verification Services Inc.

MID CHANNEL HORIZONTAL

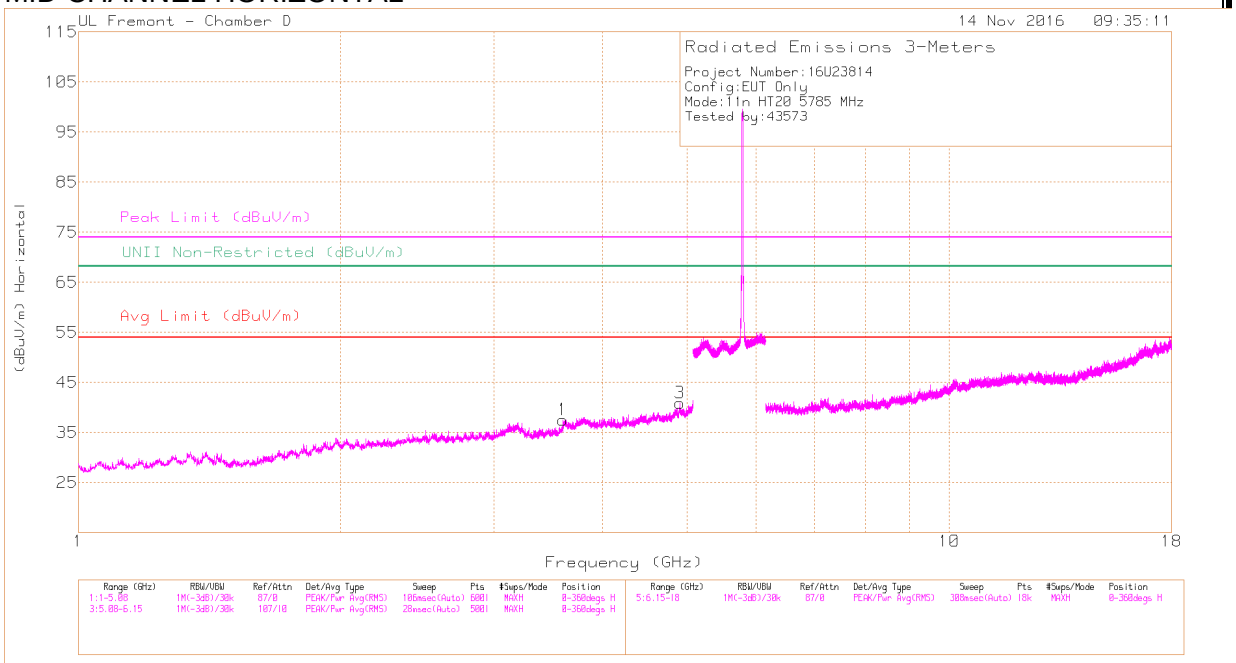

MID CHANNEL VERTICAL

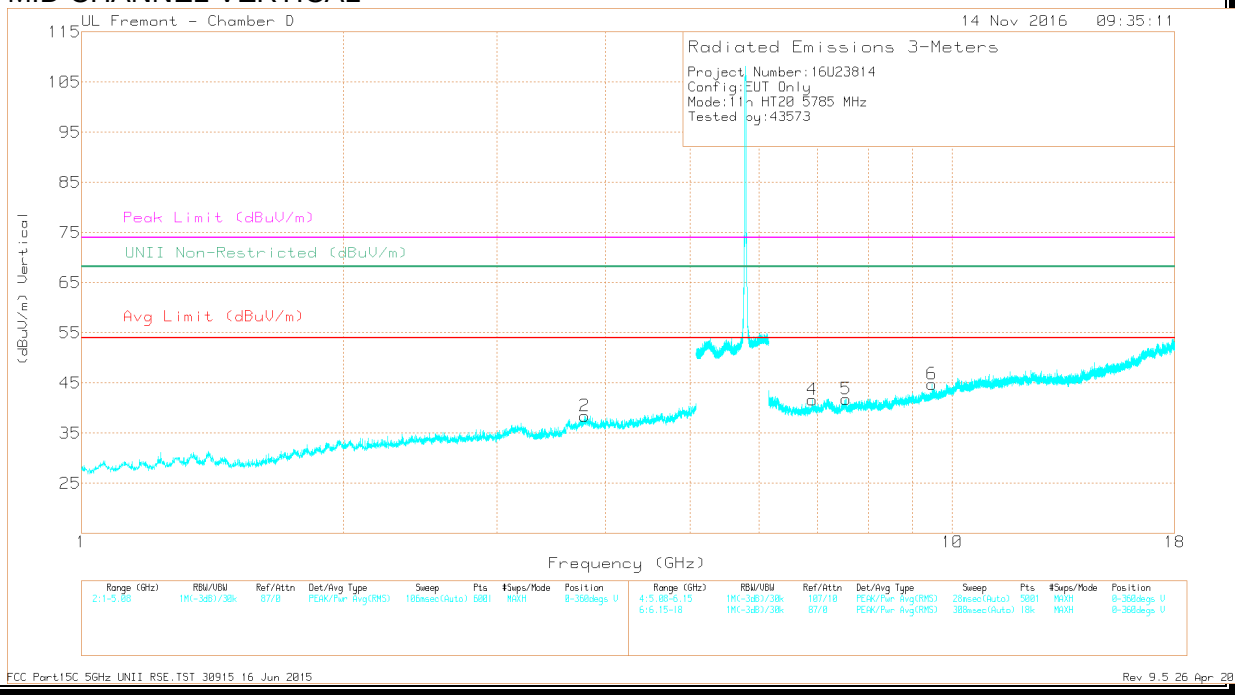

UL VERIFICATION SERVICES INC. FORM NO: CCSUP4701J
47173 BENICIA STREET, FREMONT, CA 94538, USA TEL: (510) 771-1000 FAX: (510) 661-0888
This report shall not be reproduced except in full, without the written approval of UL Verification Services Inc.

Markers	Frequency (GHz)	Meter Reading (dBuV)	Det	AF T712 (dB/m)	Amp/Cbl/Fltr/Pad (dB)	Corrected Reading (dBuV/m)	Avg Limit (dBuV/m)	Margin (dB)	Peak Limit (dBuV/m)	PK Margin (dB)	UNII Non-Restricted (dBuV/m)	PK Margin (dB)	Azimuth (Degs)	Height (cm)	Polarity
1	* 3.602	39.75	PK-U	33.3	-28.9	44.15	-	-	74	-29.85	-	-	247	248	H
	* 3.602	28.65	ADR	33.3	-28.9	33.05	54	-20.95	-	-	-	-	247	248	H
2	* 3.782	38.96	PK-U	33.5	-28.5	43.96	-	-	74	-30.04	-	-	143	126	V
	* 3.782	28.67	ADR	33.5	-28.5	33.67	54	-20.33	-	-	-	-	143	126	V
3	* 4.904	38.88	PK-U	34.1	-25.7	47.28	-	-	74	-26.72	-	-	0	173	H
	* 4.903	27.56	ADR	34.1	-25.7	35.96	54	-18.04	-	-	-	-	0	173	H
4	6.911	36.92	PK-U	35.7	-25	47.62	-	-	-	-	68.2	-20.58	51	352	V
5	* 7.554	36.02	PK-U	35.8	-24.7	47.12	-	-	74	-26.88	-	-	41	342	V
	* 7.552	25.73	ADR	35.7	-24.6	36.83	54	-17.17	-	-	-	-	41	342	V
6	* 9.476	34.29	PK-U	36.6	-21.3	49.59	-	-	74	-24.41	-	-	5	113	V
	* 9.475	23.93	ADR	36.6	-21.3	39.23	54	-14.77	-	-	-	-	5	113	V

* - indicates frequency in CFR47 Pt 15 / IC RSS-Restricted Band
PK-U - U-NII: Maximum Peak
ADR - U-NII AD primary method, RMS average

UL VERIFICATION SERVICES INC. FORM NO: CCSUP4701J
47173 BENICIA STREET, FREMONT, CA 94538, USA TEL: (510) 771-1000 FAX: (510) 661-0888
This report shall not be reproduced except in full, without the written approval of UL Verification Services Inc.

HIGH CHANNEL HORIZONTAL

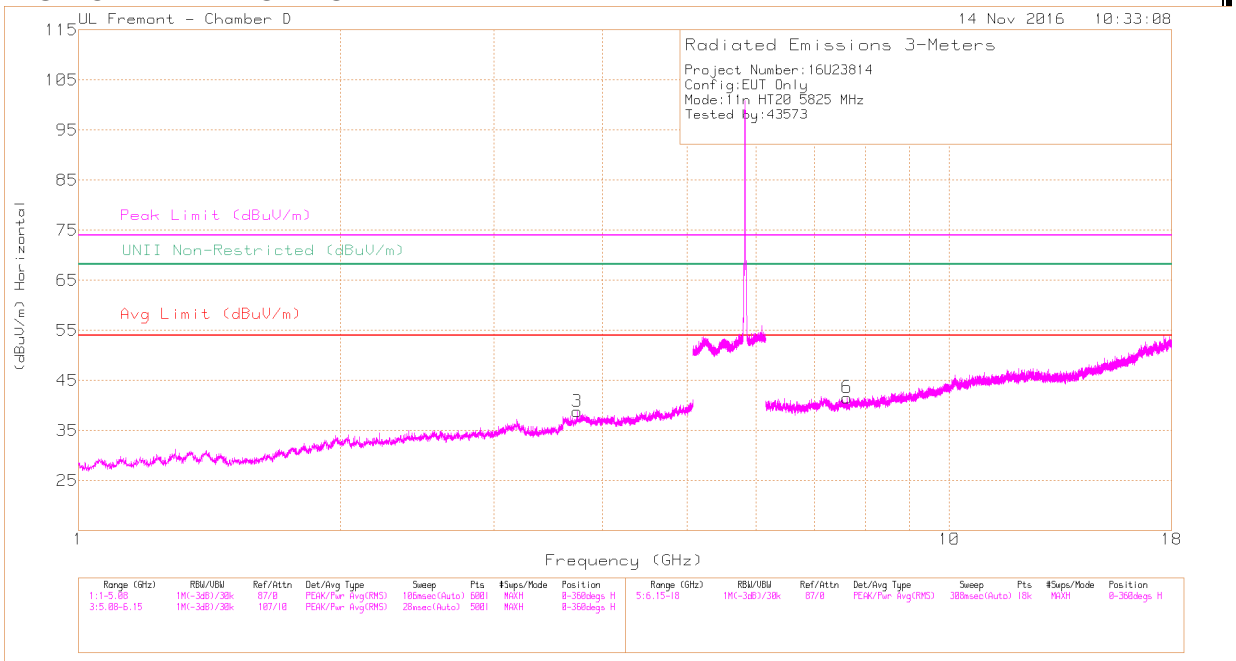

HIGH CHANNEL VERTICAL

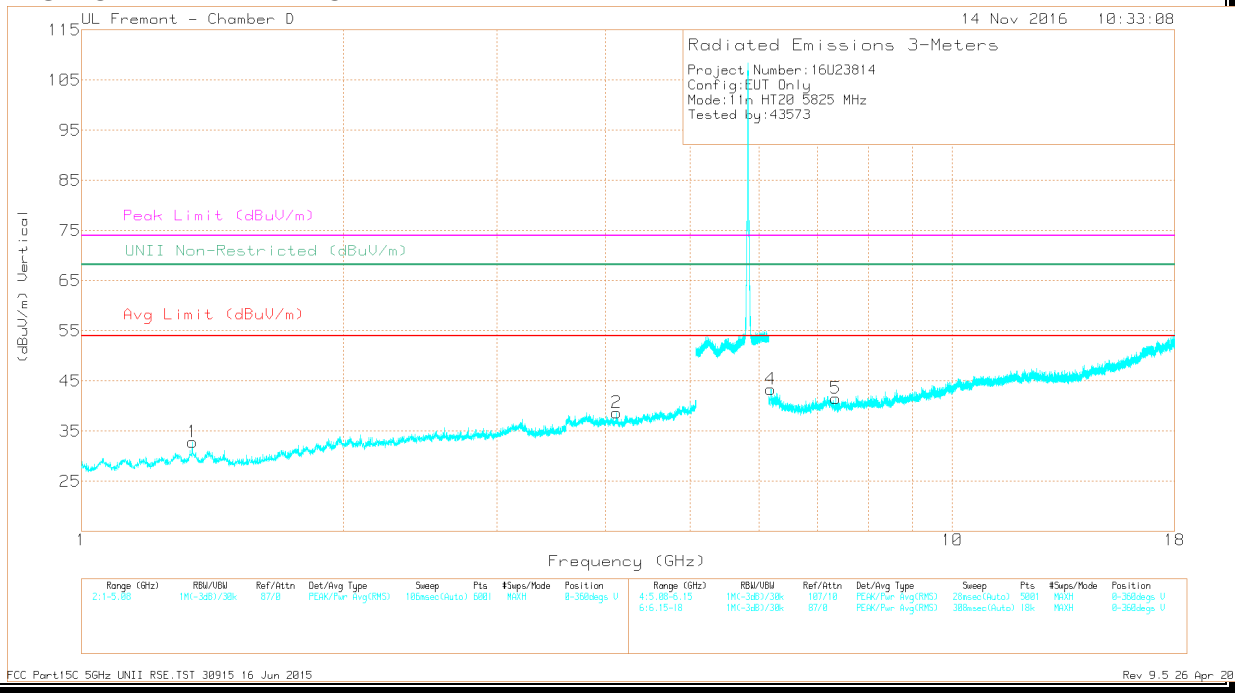

This report shall not be reproduced except in full, without the written approval of UL Verification Services Inc.

Markers	Frequency (GHz)	Meter Reading (dBuV)	Det	AF T712 (dB/m)	Amp/Cbl/Fltr/Pad (dB)	Corrected Reading (dBuV/m)	Avg Limit (dBuV/m)	Margin (dB)	Peak Limit (dBuV/m)	PK Margin (dB)	UNII Non-Restricted (dBuV/m)	PK Margin (dB)	Azimuth (Degs)	Height (cm)	Polarity
1	* 1.342	40.87	PK-U	28.9	-31.3	38.47	-	-	74	-35.53	-	-	351	291	V
	* 1.342	29.47	ADR	28.9	-31.3	27.07	54	-26.93	-	-	-	-	351	291	V
2	* 4.114	39.17	PK-U	33.6	-28.3	44.47	-	-	74	-29.53	-	-	92	220	V
	* 4.116	28.53	ADR	33.6	-28.3	33.83	54	-20.17	-	-	-	-	92	220	V
3	* 3.741	39.78	PK-U	33.5	-28.9	44.38	-	-	74	-29.62	-	-	54	400	H
	* 3.74	28.67	ADR	33.5	-28.9	33.27	54	-20.73	-	-	-	-	54	400	H
4	6.189	41.95	PK-U	35.6	-26.2	51.35	-	-	-	-	68.2	-16.85	291	329	V
5	* 7.35	36.58	PK-U	35.6	-25.4	46.78	-	-	74	-27.22	-	-	321	376	V
	* 7.352	26.15	ADR	35.6	-25.4	36.35	54	-17.65	-	-	-	-	321	376	V
6	* 7.624	36.51	PK-U	35.8	-25.2	47.11	-	-	74	-26.89	-	-	330	135	H
	* 7.625	25.77	ADR	35.8	-25.2	36.37	54	-17.63	-	-	-	-	330	135	H

* - indicates frequency in CFR47 Pt 15 / IC RSS-Restricted Band
PK-U - U-NII: Maximum Peak
ADR - U-NII AD primary method, RMS average

UL VERIFICATION SERVICES INC. FORM NO: CCSUP4701J
47173 BENICIA STREET, FREMONT, CA 94538, USA TEL: (510) 771-1000 FAX: (510) 661-0888
This report shall not be reproduced except in full, without the written approval of UL Verification Services Inc.

9.2.38. 11n HT20 ANTENNA B SISO MODE IN THE 5.8GHz BAND

RESTRICTED BANDEDGE (LOW CHANNEL)

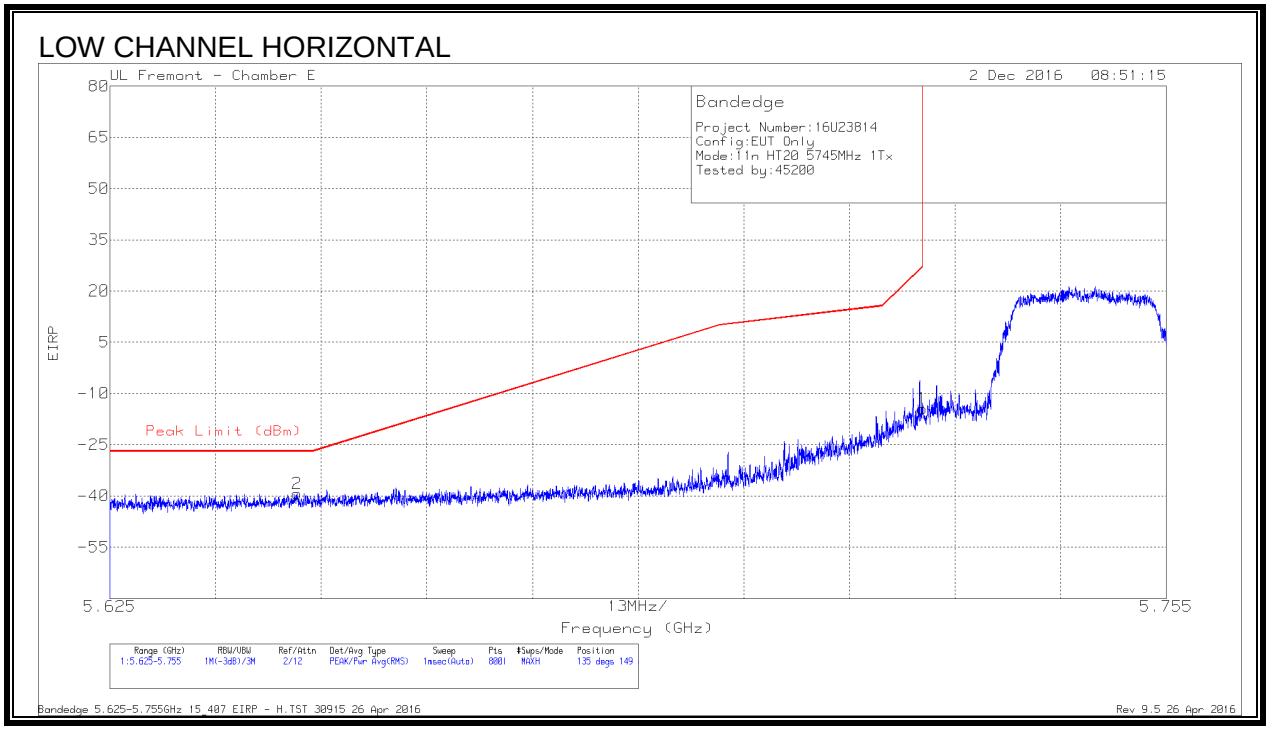

Marker	Frequency (GHz)	Meter Reading (dBm)	Det	AF T711 (dB/m)	Amp/Cbl /Fltr/Pad (dB)	Conversion Factor (dB)	Corrected Reading EIRP	Peak Limit (dBm)	PK Margin (dB)	Azimuth (Degs)	Height (cm)	Polarity
1	5.725	-41.58	Pk	34.9	-19.6	11.8	-14.48	26.97	-41.45	135	149	H
2	5.648	-66.41	Pk	34.8	-19.5	11.8	-39.31	-27	-12.31	135	149	H

Pk - Peak detector

This report shall not be reproduced except in full, without the written approval of UL Verification Services Inc.

LOW CHANNEL VERTICAL

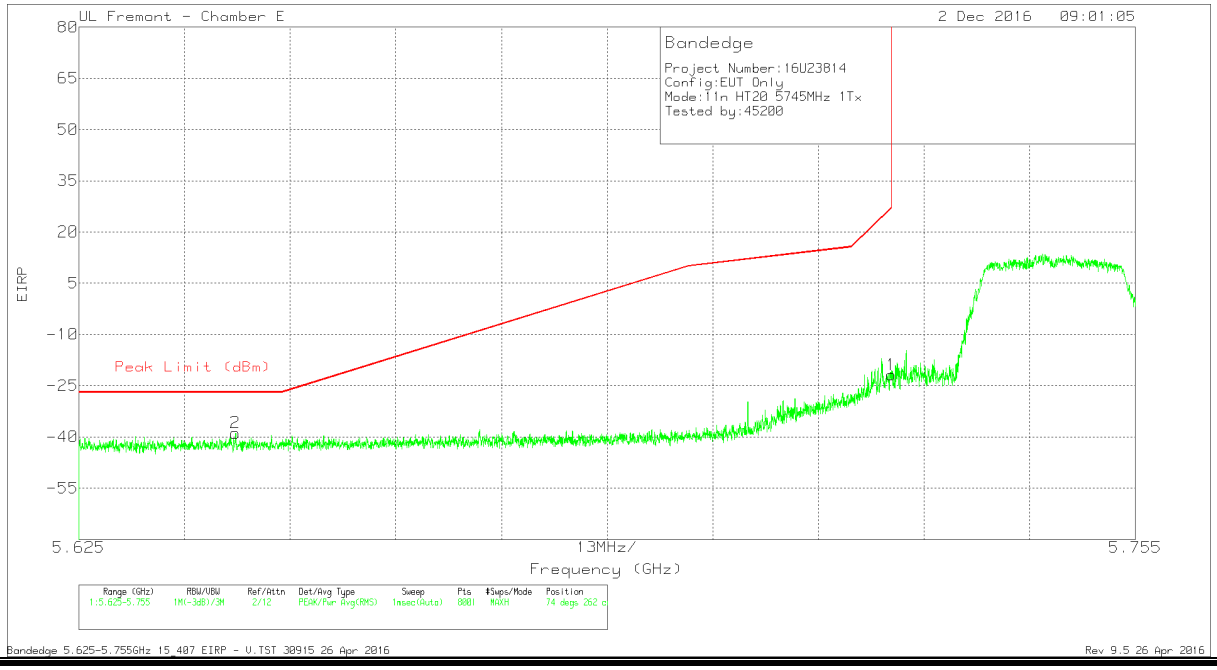

Marker	Frequency (GHz)	Meter Reading (dBm)	Det	AF T711 (dB/m)	Amp/Cbl/ Fltr/Pad (dB)	Conversion Factor (dB)	Corrected Reading EIRP	Peak Limit (dBm)	PK Margin (dB)	Azimuth (Degs)	Height (cm)	Polarity
2	5.644	-65.96	Pk	34.8	-19.5	11.8	-38.86	-27	-11.86	74	262	V
1	5.725	-48.96	Pk	34.9	-19.6	11.8	-21.86	26.97	-48.83	74	262	V

Pk - Peak detector

UL VERIFICATION SERVICES INC. FORM NO: CCSUP4701J
47173 BENICIA STREET, FREMONT, CA 94538, USA TEL: (510) 771-1000 FAX: (510) 661-0888
This report shall not be reproduced except in full, without the written approval of UL Verification Services Inc.

AUTHORIZED BANDEDGE (HIGH CHANNEL)

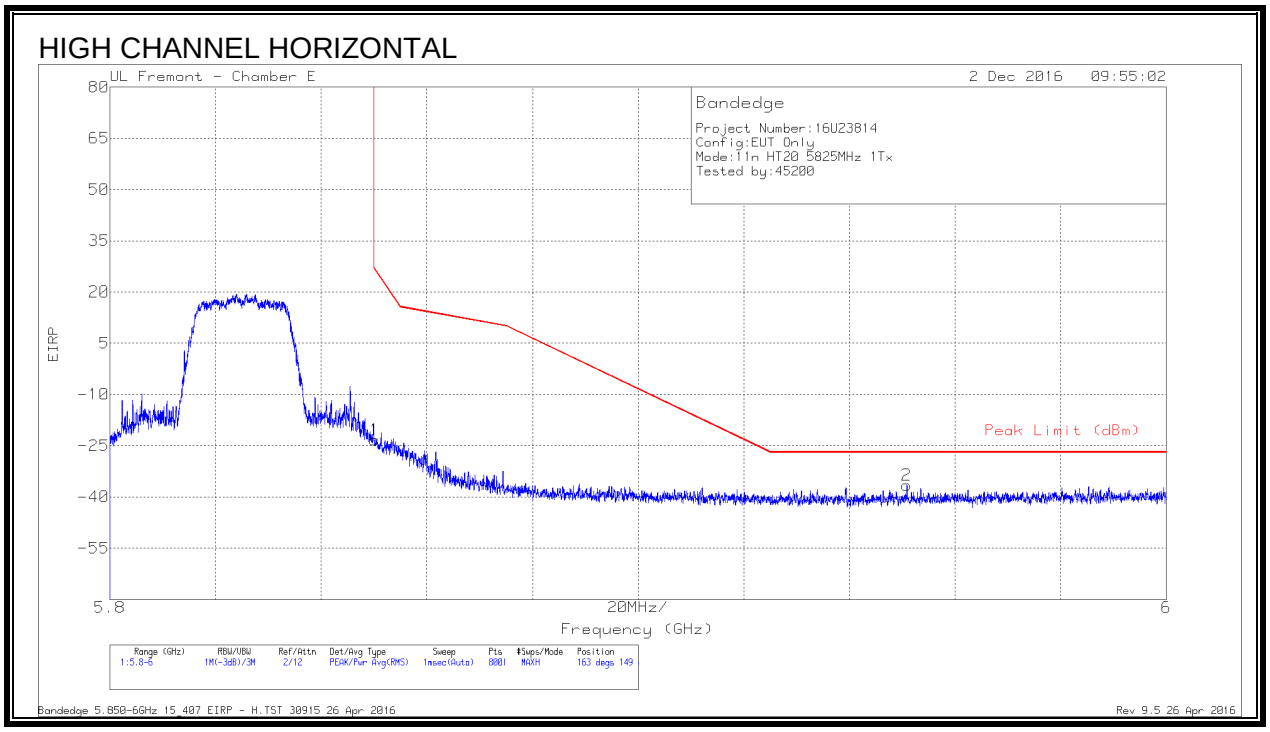

Marker	Frequency (GHz)	Meter Reading (dBm)	Det	AF T711 (dB/m)	Amp/Cbl /Fltr/Pad (dB)	Conversion Factor (dB)	Corrected Reading EIRP	Peak Limit (dBm)	PK Margin (dB)	Azimuth (Degs)	Height (cm)	Polarity
1	5.85	-50.58	Pk	34.9	-19.5	11.8	-23.38	26.94	-50.32	163	149	H
2	5.951	-64.19	Pk	35	-19.2	11.8	-36.59	-27	-9.59	163	149	H

Pk - Peak detector

UL VERIFICATION SERVICES INC. FORM NO: CCSUP4701J
47173 BENICIA STREET, FREMONT, CA 94538, USA TEL: (510) 771-1000 FAX: (510) 661-0888
This report shall not be reproduced except in full, without the written approval of UL Verification Services Inc.

HIGH CHANNEL VERTICAL

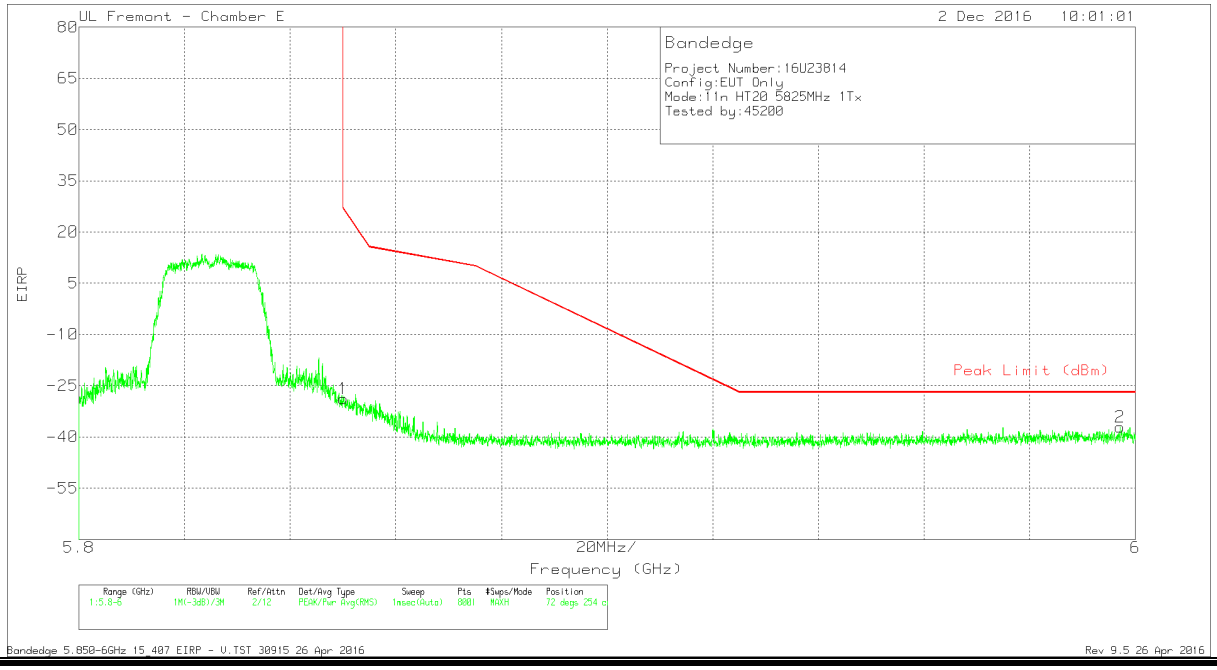

Marker	Frequency (GHz)	Meter Reading (dBm)	Det	AF T711 (dB/m)	Amp/Cbl/ Fltr/Pad (dB)	Conversion Factor (dB)	Corrected Reading EIRP	Peak Limit (dBm)	PK Margin (dB)	Azimuth (Degs)	Height (cm)	Polarity
1	5.85	-56.07	Pk	34.9	-19.5	11.8	-28.87	26.94	-55.81	72	254	V
2	5.997	-65.39	Pk	35.1	-18.7	11.8	-37.19	-27	-10.19	72	254	V

Pk - Peak detector

UL VERIFICATION SERVICES INC. FORM NO: CCSUP4701J
47173 BENICIA STREET, FREMONT, CA 94538, USA TEL: (510) 771-1000 FAX: (510) 661-0888
This report shall not be reproduced except in full, without the written approval of UL Verification Services Inc.

HARMONICS AND SPURIOUS EMISSIONS

LOW CHANNEL HORIZONTAL

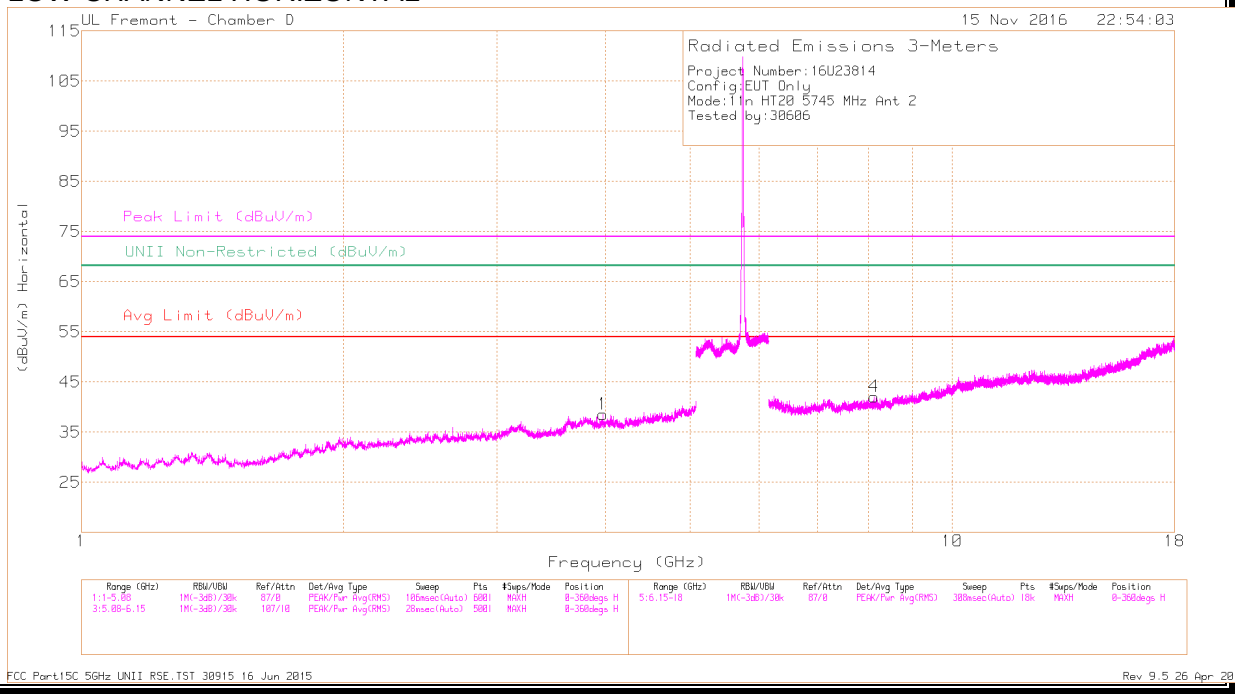

LOW CHANNEL VERTICAL

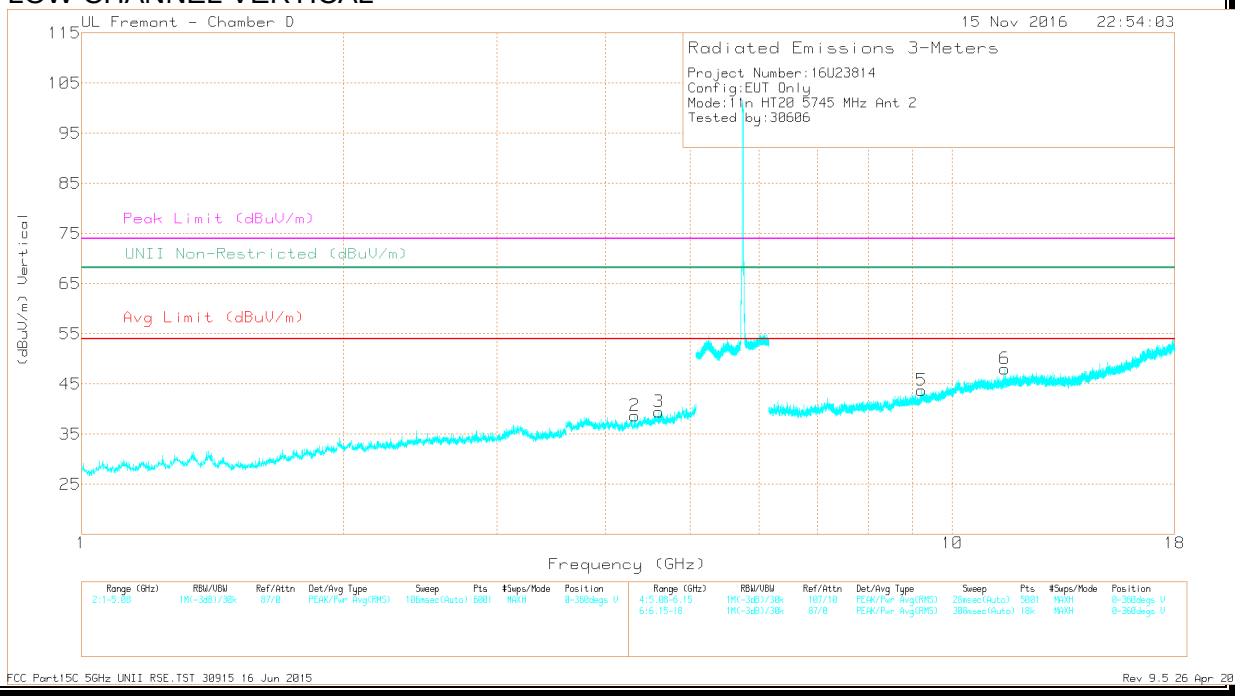

This report shall not be reproduced except in full, without the written approval of UL Verification Services Inc.

Marker	Frequency (GHz)	Meter Reading (dBuV)	Det	AF T712 (dB/m)	Amp/Cbl /Fltr/Pad (dB)	Corrected Reading (dBuV/m)	Avg Limit (dBuV/m)	Margin (dB)	Peak Limit (dBuV/m)	PK Margin (dB)	UNII Non-Restricted (dBuV/m)	PK Margin (dB)	Azimuth (Degs)	Height (cm)	Polarity
1	* 3.971	38.59	PK-U	33.4	-27.9	44.09	-	-	74	-29.91	-	-	158	200	H
	* 3.971	27.66	ADR	33.4	-27.9	33.16	54	-20.84	-	-	-	-	158	200	H
2	* 4.32	38.47	PK-U	33.6	-28.2	43.87	-	-	74	-30.13	-	-	77	102	V
	* 4.319	28.07	ADR	33.6	-28.2	33.47	54	-20.53	-	-	-	-	77	102	V
3	* 4.6	37.58	PK-U	34.2	-26.7	45.08	-	-	74	-28.92	-	-	163	201	V
	* 4.597	27.28	ADR	34.2	-26.8	34.68	54	-19.32	-	-	-	-	163	201	V
4	* 8.132	35.89	PK-U	35.8	-23.5	48.19	-	-	74	-25.81	-	-	153	334	H
	* 8.13	24.94	ADR	35.8	-23.6	37.14	54	-16.86	-	-	-	-	153	334	H
5	9.219	35.57	PK-U	36.3	-21.6	50.27	-	-	-	-	68.2	-17.93	335	347	V
6	* 11.491	41.31	PK-U	38.4	-21.2	58.51	-	-	74	-15.49	-	-	259	102	V
	* 11.49	28.56	ADR	38.4	-21.2	45.76	54	-8.24	-	-	-	-	259	102	V

* - indicates frequency in CFR47 Pt 15 / IC RSS-Restricted Band
PK-U - U-NII: Maximum Peak
ADR - U-NII AD primary method, RMS average

UL VERIFICATION SERVICES INC. FORM NO: CCSUP4701J
47173 BENICIA STREET, FREMONT, CA 94538, USA TEL: (510) 771-1000 FAX: (510) 661-0888
This report shall not be reproduced except in full, without the written approval of UL Verification Services Inc.

MID CHANNEL HORIZONTAL

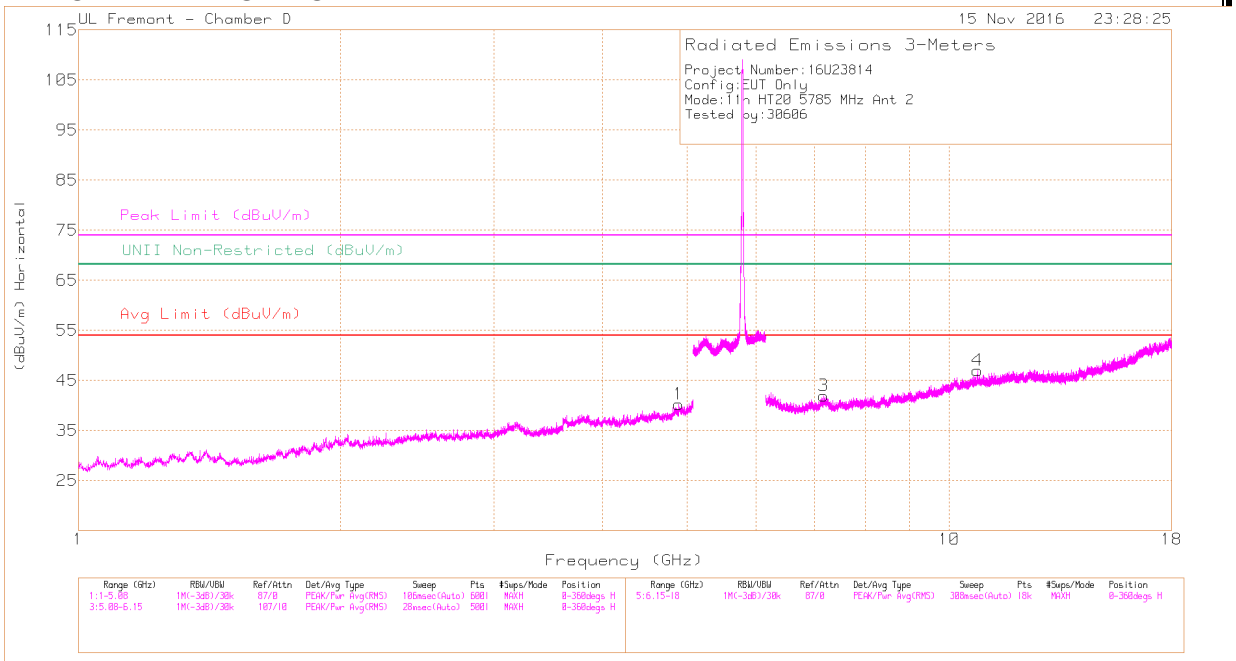

MID CHANNEL VERTICAL

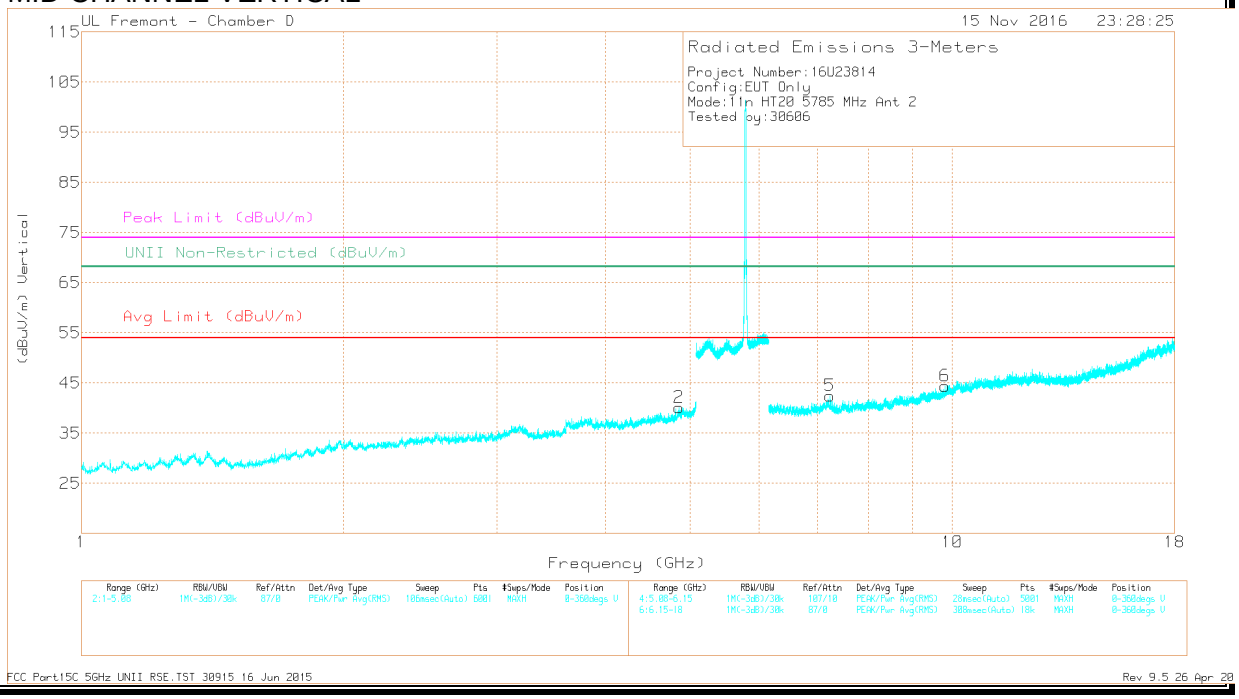

UL VERIFICATION SERVICES INC. FORM NO: CCSUP4701J
47173 BENICIA STREET, FREMONT, CA 94538, USA TEL: (510) 771-1000 FAX: (510) 661-0888
This report shall not be reproduced except in full, without the written approval of UL Verification Services Inc.

Marker	Frequency (GHz)	Meter Reading (dBuV)	Det	AF T712 (dB/m)	Amp/Cbl /Fltr/Pad (dB)	Corrected Reading (dBuV/m)	Avg Limit (dBuV/m)	Margin (dB)	Peak Limit (dBuV/m)	PK Margin (dB)	UNII Non-Restricted (dBuV/m)	PK Margin (dB)	Azimuth (Degs)	Height (cm)	Polarity
6	* 4.893	36.93	PK-U	34.1	-25.4	45.63	-	-	74	-28.37	-	-	178	277	H
	* 4.894	26.89	ADR	34.1	-25.4	35.59	54	-18.41	-	-	-	-	178	277	H
2	* 4.853	37.39	PK-U	34.1	-25.4	46.09	-	-	74	-27.91	-	-	157	221	V
	* 4.851	27.02	ADR	34.1	-25.5	35.62	54	-18.38	-	-	-	-	157	221	V
3	7.171	35.42	PK-U	35.7	-23.8	47.32	-	-	-	-	68.2	-20.88	163	160	H
4	* 10.77	34.73	PK-U	37.9	-20.4	52.23	-	-	74	-21.77	-	-	36	272	H
	* 10.772	24.23	ADR	37.9	-20.4	41.73	54	-12.27	-	-	-	-	36	272	H
5	7.234	36.32	PK-U	35.7	-24.2	47.82	-	-	-	-	68.2	-20.38	202	392	V
6	9.804	35.19	PK-U	36.9	-22	50.09	-	-	-	-	68.2	-18.11	285	161	V

* - indicates frequency in CFR47 Pt 15 / IC RSS-Restricted Band
PK-U - U-NII: Maximum Peak
ADR - U-NII AD primary method, RMS average

UL VERIFICATION SERVICES INC. FORM NO: CCSUP4701J
47173 BENICIA STREET, FREMONT, CA 94538, USA TEL: (510) 771-1000 FAX: (510) 661-0888
This report shall not be reproduced except in full, without the written approval of UL Verification Services Inc.

HIGH CHANNEL HORIZONTAL

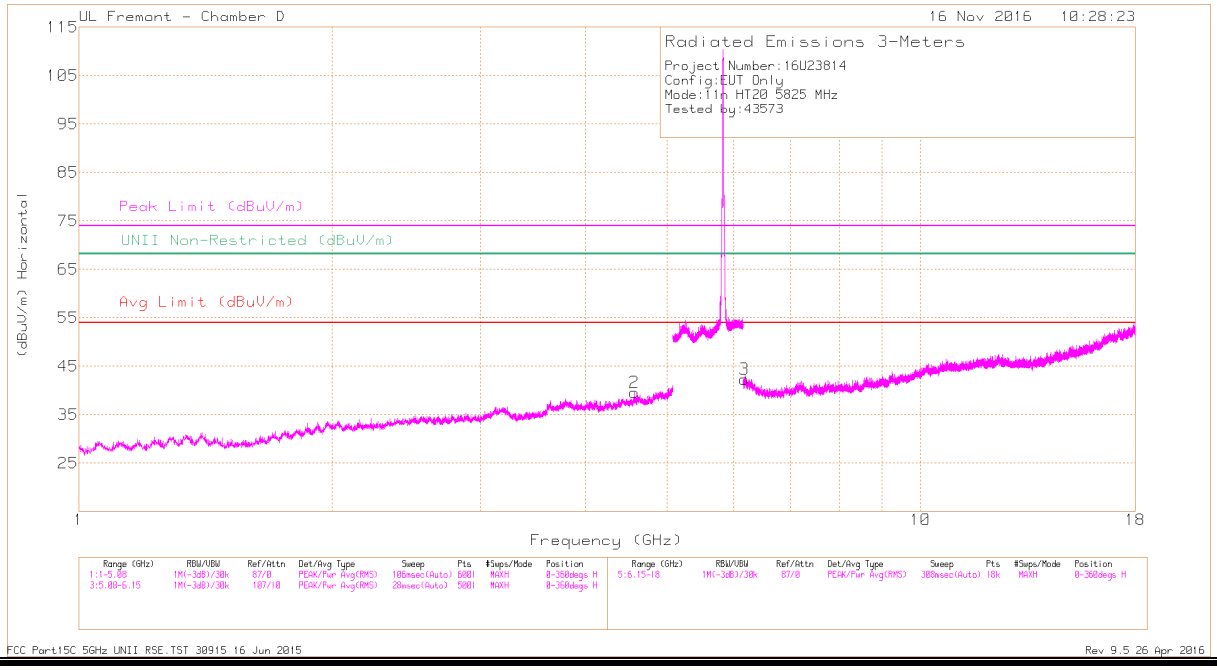

HIGH CHANNEL VERTICAL

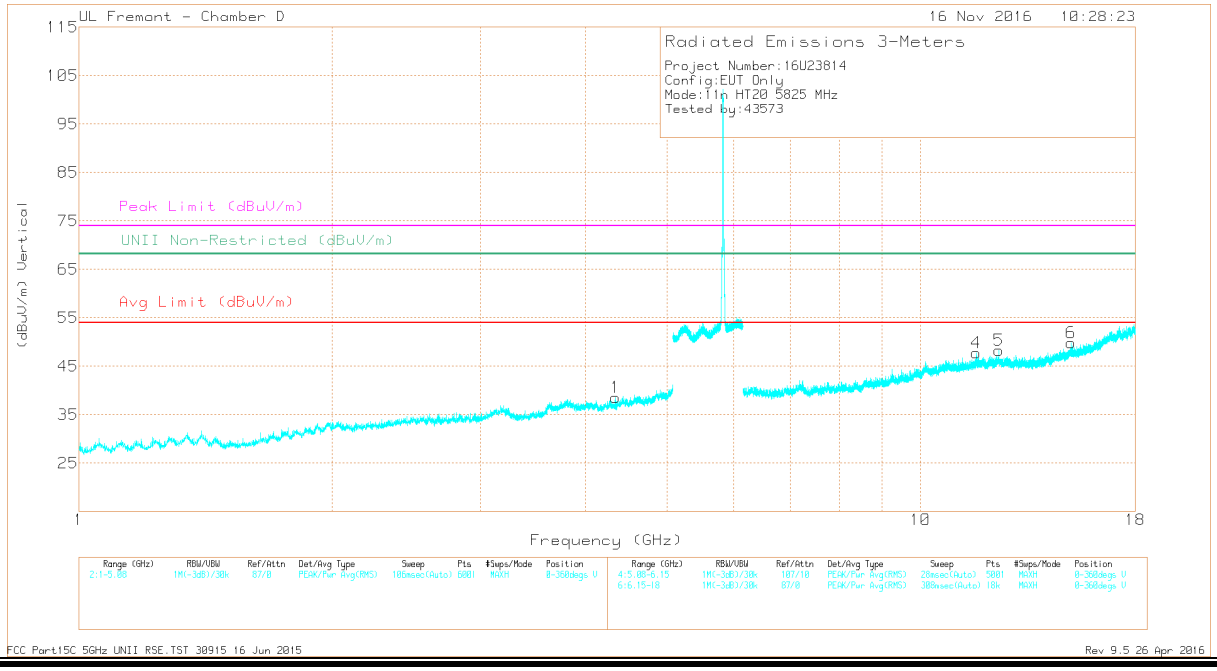

This report shall not be reproduced except in full, without the written approval of UL Verification Services Inc.

Markers	Frequency (GHz)	Meter Reading (dBuV)	Det	AF T712 (dB/m)	Amp/Cbl/Fltr/Pad (dB)	Corrected Reading (dBuV/m)	Avg Limit (dBuV/m)	Margin (dB)	Peak Limit (dBuV/m)	PK Margin (dB)	UNII Non-Restricted (dBuV/m)	PK Margin (dB)	Azimuth (Degs)	Height (cm)	Polarity
1	* 4.34	38.38	PK-U	33.7	-28.2	43.88	-	-	74	-30.12	-	-	348	166	V
	* 4.338	28.06	ADR	33.7	-28.2	33.56	54	-20.44	-	-	-	-	348	166	V
2	* 4.573	38.25	PK-U	34.1	-27.2	45.15	-	-	74	-28.85	-	-	158	389	H
	* 4.571	27.75	ADR	34.1	-27.2	34.65	54	-19.35	-	-	-	-	158	389	H
3	6.181	40.7	PK-U	35.5	-26.2	50	-	-	-	-	68.2	-18.2	0	192	H
4	* 11.65	40.73	PK-U	38.6	-20.8	58.53	-	-	74	-15.47	-	-	309	238	V
	* 11.65	27.99	ADR	38.6	-20.8	45.79	54	-8.21	-	-	-	-	309	238	V
5	* 12.385	34.76	PK-U	39	-20.6	53.16	-	-	74	-20.84	-	-	4	111	V
	* 12.386	24.56	ADR	39	-20.6	42.96	54	-11.04	-	-	-	-	4	111	V
6	15.11	36.54	PK-U	39.9	-21.1	55.34	-	-	-	-	68.2	-12.86	94	126	V

* - indicates frequency in CFR47 Pt 15 / IC RSS-Restricted Band
PK-U - U-NII: Maximum Peak
ADR - U-NII AD primary method, RMS average

UL VERIFICATION SERVICES INC. FORM NO: CCSUP4701J
47173 BENICIA STREET, FREMONT, CA 94538, USA TEL: (510) 771-1000 FAX: (510) 661-0888
This report shall not be reproduced except in full, without the written approval of UL Verification Services Inc.

9.2.39. 11n HT20 2TX CDD MIMO MODE IN THE 5.8GHz BAND

RESTRICTED BANDEDGE (LOW CHANNEL)

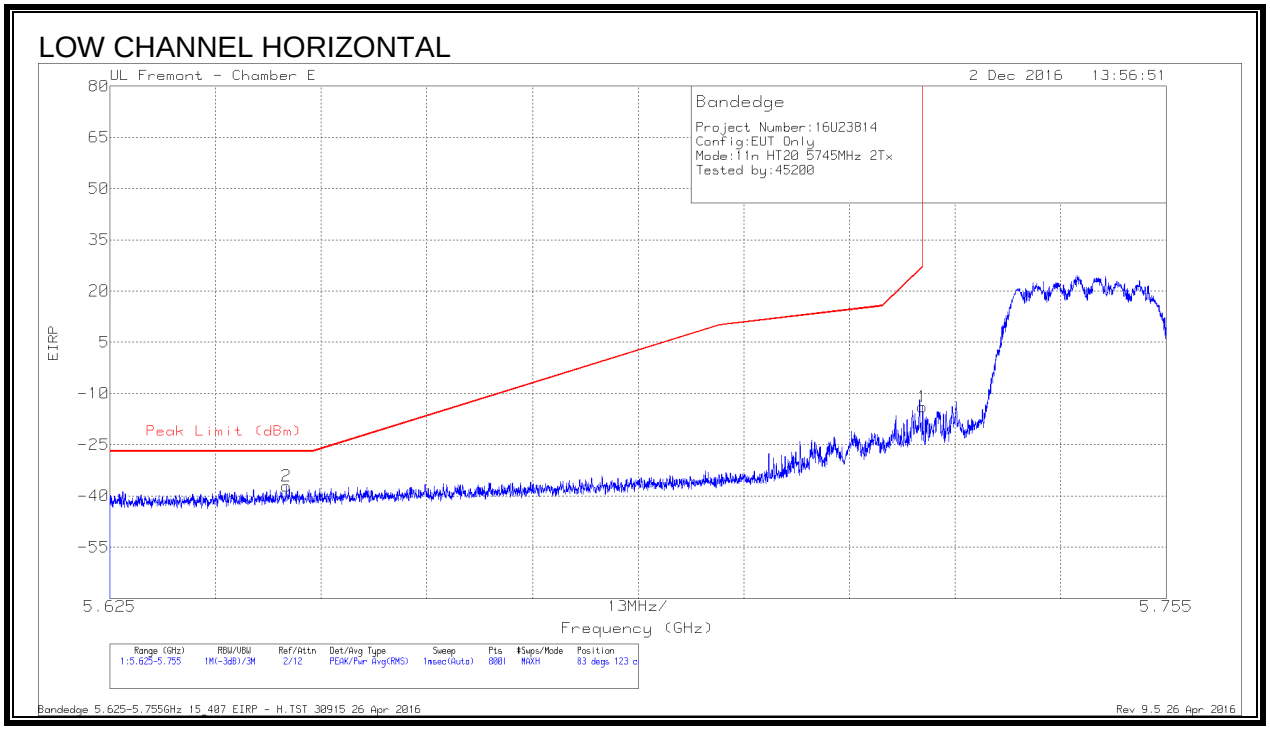

Marker	Frequency (GHz)	Meter Reading (dBm)	Det	AF T711 (dB/m)	Amp/Cbl /Fltr/Pad (dB)	Conversion Factor (dB)	Corrected Reading EIRP	Peak Limit (dBm)	PK Margin (dB)	Azimuth (Degs)	Height (cm)	Polarity
1	5.725	-41.07	Pk	34.9	-19.6	11.8	-13.97	26.97	-40.94	83	123	H
2	5.647	-64.23	Pk	34.8	-19.5	11.8	-37.13	-27	-10.13	83	123	H

Pk - Peak detector

This report shall not be reproduced except in full, without the written approval of UL Verification Services Inc.

LOW CHANNEL VERTICAL

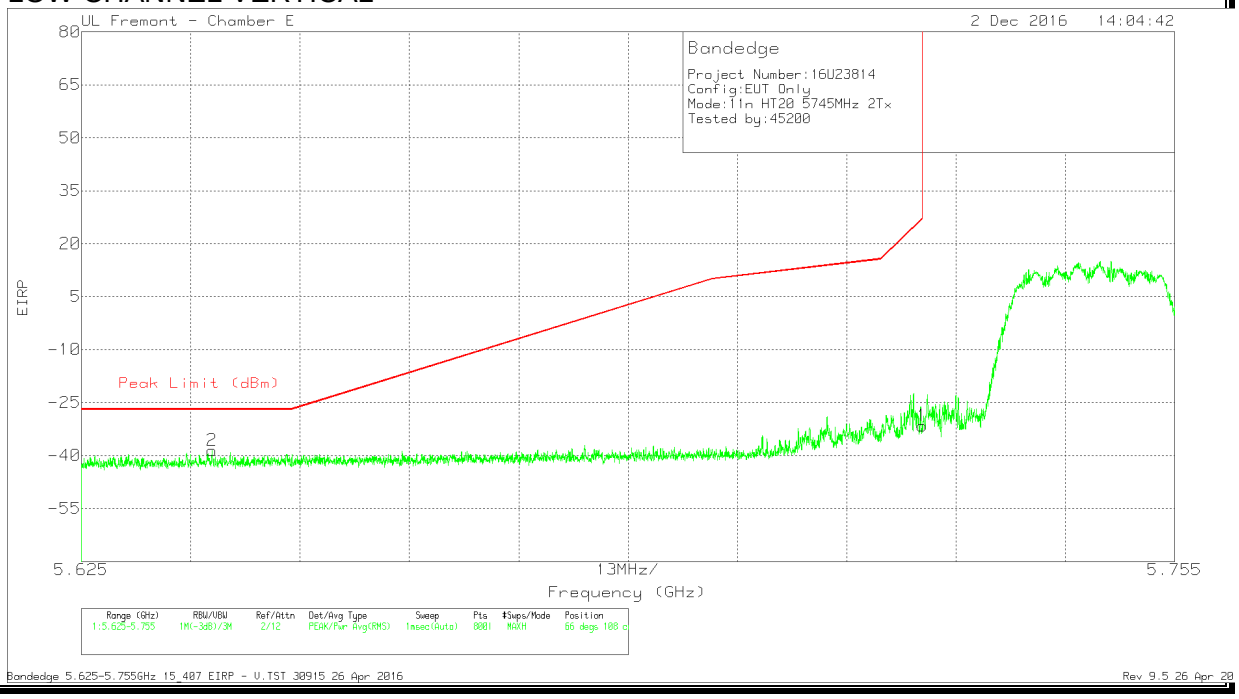

Marker	Frequency (GHz)	Meter Reading (dBm)	Det	AF T711 (dB/m)	Amp/Cbl/ Fltr/Pad (dB)	Conversion Factor (dB)	Corrected Reading EIRP	Peak Limit (dBm)	PK Margin (dB)	Azimuth (Degs)	Height (cm)	Polarity
1	5.725	-58.69	Pk	34.9	-19.6	11.8	-31.59	26.97	-58.56	66	108	V
2	5.641	-65.65	Pk	34.8	-19.5	11.8	-38.55	-27	-11.55	66	108	V

Pk - Peak detector

This report shall not be reproduced except in full, without the written approval of UL Verification Services Inc.

AUTHORIZED BANDEDGE (HIGH CHANNEL)

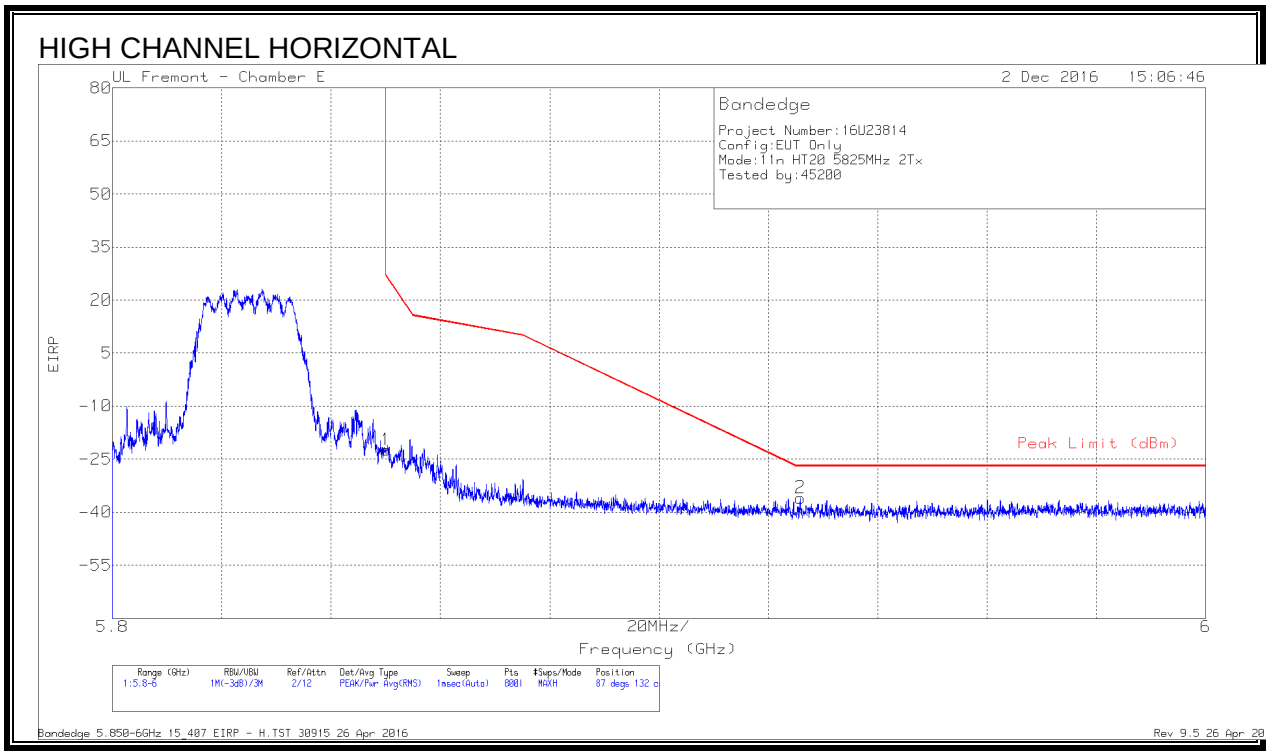

Marker	Frequency (GHz)	Meter Reading (dBm)	Det	AF T711 (dB/m)	Amp/Cbl/ Fltr/Pad (dB)	Conversion Factor (dB)	Corrected Reading EIRP	Peak Limit (dBm)	PK Margin (dB)	Azimuth (Degs)	Height (cm)	Polarity
1	5.85	-49.58	Pk	34.9	-19.5	11.8	-22.38	26.94	-49.32	87	132	H
2	5.926	-63.52	Pk	35	-19.2	11.8	-35.92	-27	-8.92	87	132	H

Pk - Peak detector

UL VERIFICATION SERVICES INC. FORM NO: CCSUP4701J
47173 BENICIA STREET, FREMONT, CA 94538, USA TEL: (510) 771-1000 FAX: (510) 661-0888
This report shall not be reproduced except in full, without the written approval of UL Verification Services Inc.

HIGH CHANNEL VERTICAL

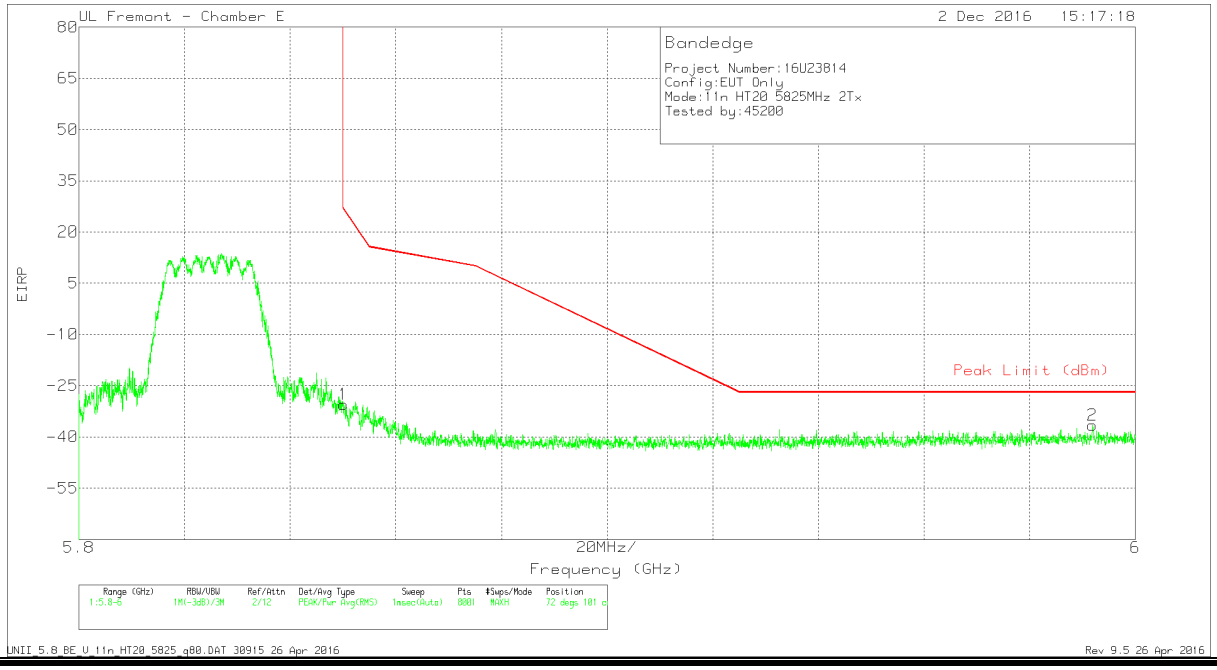

Marker	Frequency (GHz)	Meter Reading (dBm)	Det	AF T711 (dB/m)	Amp/Cbl /Fltr/Pad (dB)	Conversion Factor (dB)	Corrected Reading EIRP	Peak Limit (dBm)	PK Margin (dB)	Azimuth (Degs)	Height (cm)	Polarity
1	5.85	-57.69	Pk	34.9	-19.5	11.8	-30.49	26.94	-57.43	72	101	V
2	5.992	-64.83	Pk	35.1	-18.7	11.8	-36.63	-27	-9.63	72	101	V

Pk - Peak detector

UL VERIFICATION SERVICES INC. FORM NO: CCSUP4701J
47173 BENICIA STREET, FREMONT, CA 94538, USA TEL: (510) 771-1000 FAX: (510) 661-0888
This report shall not be reproduced except in full, without the written approval of UL Verification Services Inc.

HARMONICS AND SPURIOUS EMISSIONS

LOW CHANNEL HORIZONTAL

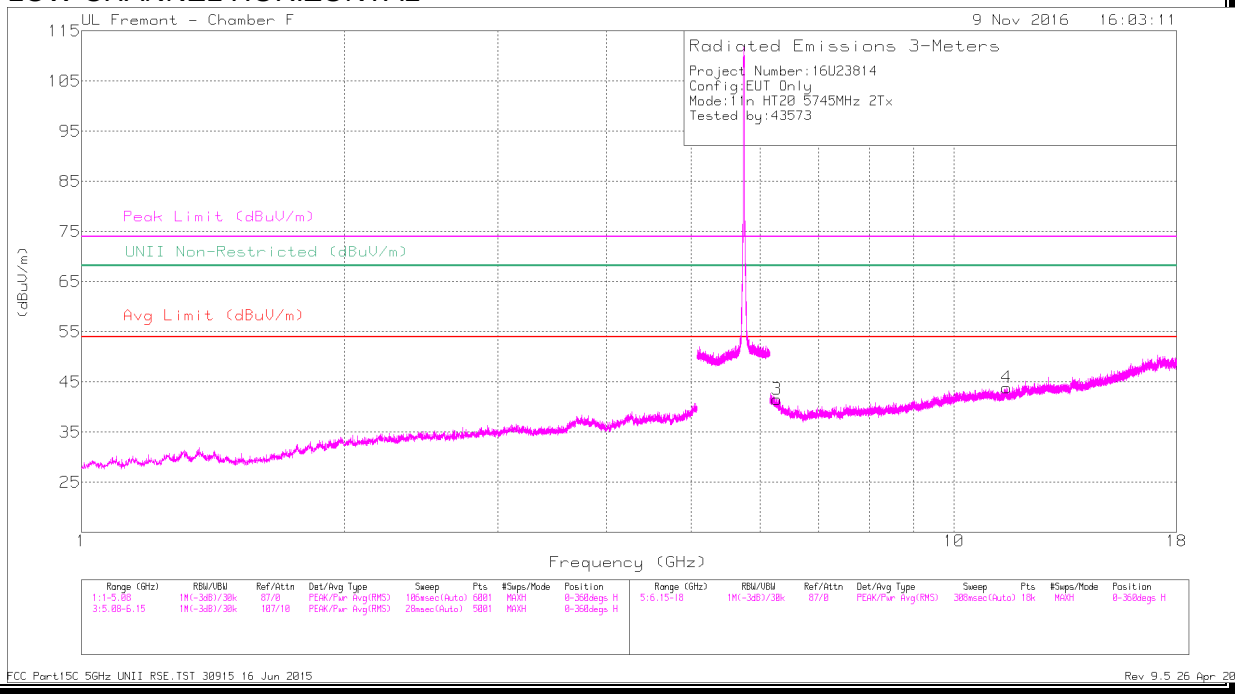

LOW CHANNEL VERTICAL

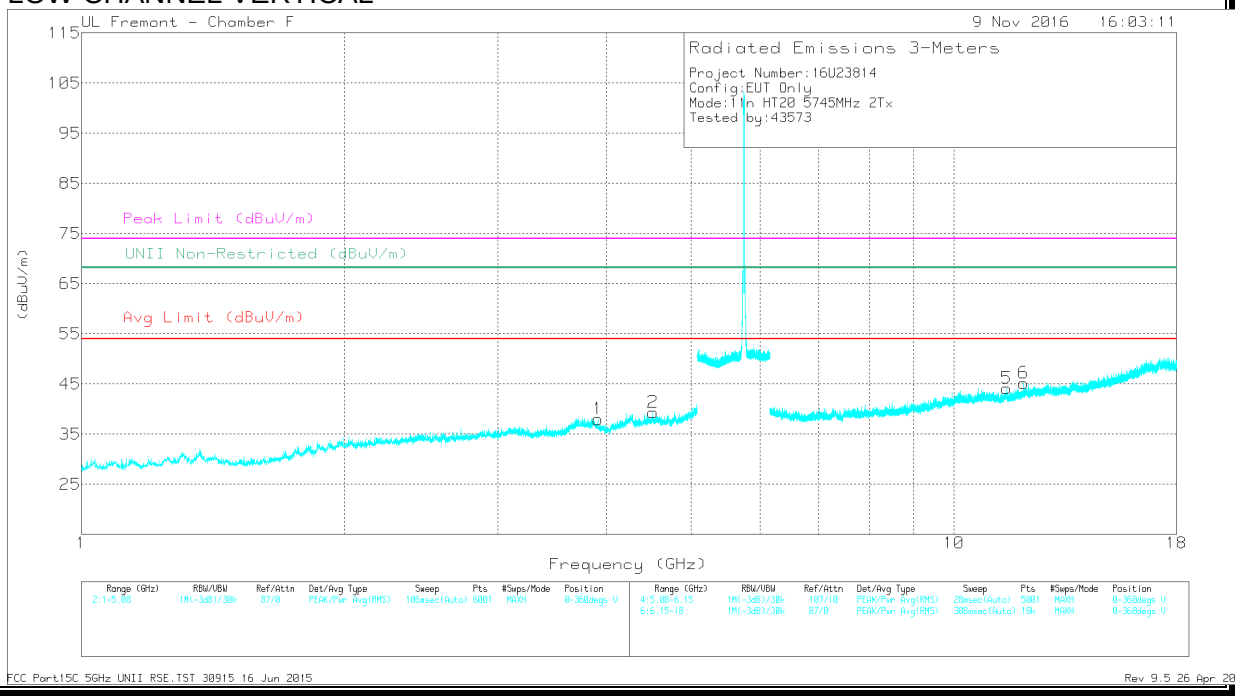

This report shall not be reproduced except in full, without the written approval of UL Verification Services Inc.

Markers	Frequency (GHz)	Meter Reading (dBuV)	Det	AF T344 (dB/m)	Amp/Cbl/Fltr/Pad (dB)	Corrected Reading (dBuV/m)	Avg Limit (dBuV/m)	Margin (dB)	Peak Limit (dBuV/m)	PK Margin (dB)	UNII Non-Restricted (dBuV/m)	PK Margin (dB)	Azimuth (Degs)	Height (cm)	Polarity
1	* 3.909	38.62	PK-U	33.4	-29.3	42.72	-	-	74	-31.28	-	-	8	123	V
	* 3.908	28.6	ADR	33.4	-29.3	32.7	54	-21.3	-	-	-	-	8	123	V
2	* 4.521	37.35	PK-U	34	-27.3	44.05	-	-	74	-29.95	-	-	235	203	V
	* 4.521	27.57	ADR	34	-27.3	34.27	54	-19.73	-	-	-	-	235	203	V
3	6.271	38.25	PK-U	35.4	-26.3	47.35	-	-	-	-	68.2	-20.85	15	117	H
4	* 11.495	33.34	PK-U	38.1	-21.9	49.54	-	-	74	-24.46	-	-	86	176	H
	* 11.496	23.58	ADR	38.1	-21.9	39.78	54	-14.22	-	-	-	-	86	176	H
5	* 11.492	33.41	PK-U	38.1	-21.9	49.61	-	-	74	-24.39	-	-	87	143	V
	* 11.49	23.56	ADR	38.1	-21.9	39.76	54	-14.24	-	-	-	-	87	143	V
6	* 12.021	33.93	PK-U	38.8	-22.7	50.03	-	-	74	-23.97	-	-	165	190	V
	* 12.019	24.31	ADR	38.8	-22.7	40.41	54	-13.59	-	-	-	-	165	190	V

* - indicates frequency in CFR47 Pt 15 / IC RSS-Restricted Band
PK-U - U-NII: Maximum Peak
ADR - U-NII AD primary method, RMS average

UL VERIFICATION SERVICES INC. FORM NO: CCSUP4701J
47173 BENICIA STREET, FREMONT, CA 94538, USA TEL: (510) 771-1000 FAX: (510) 661-0888
This report shall not be reproduced except in full, without the written approval of UL Verification Services Inc.

MID CHANNEL HORIZONTAL

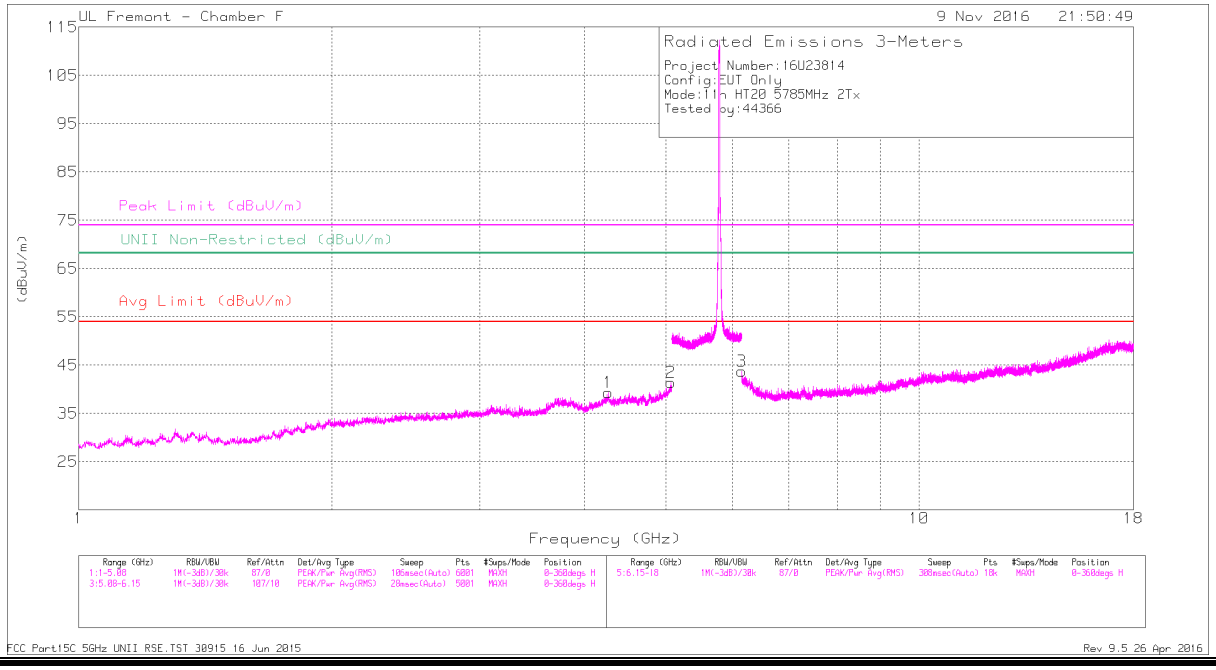

MID CHANNEL VERTICAL

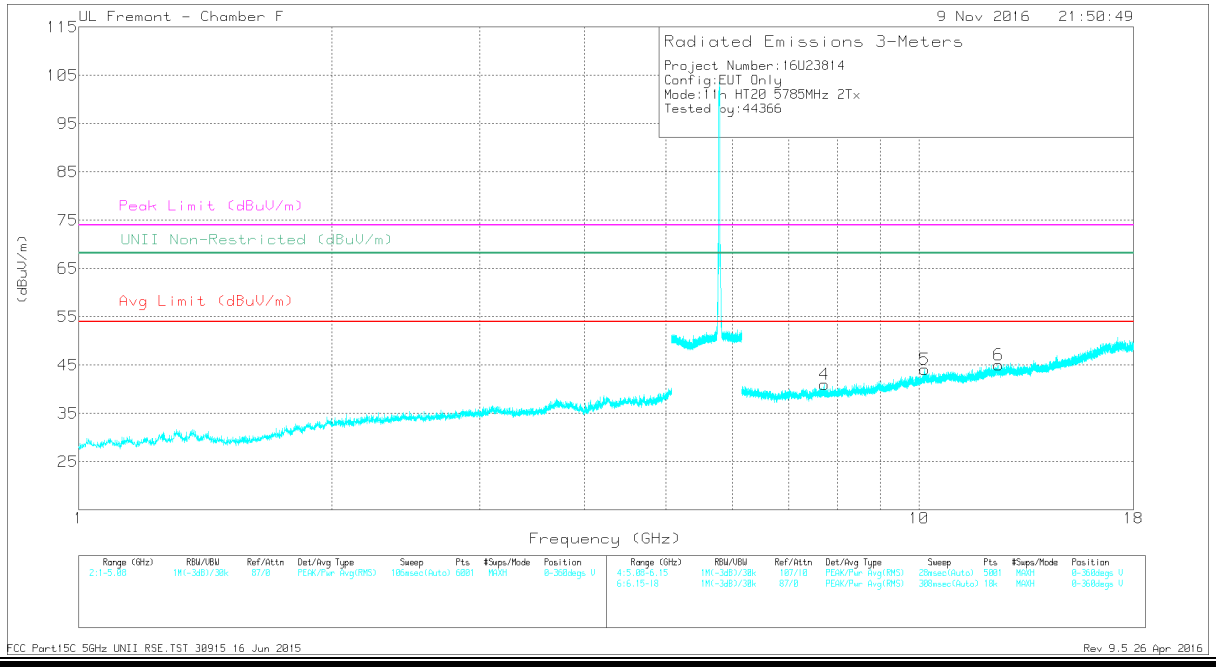

This report shall not be reproduced except in full, without the written approval of UL Verification Services Inc.

Marker	Frequency (GHz)	Meter Reading (dBuV)	Det	AF T344 (dB/m)	Amp/Cbl/Fltr/Pad (dB)	Corrected Reading (dBuV/m)	Avg Limit (dBuV/m)	Margin (dB)	Peak Limit (dBuV/m)	PK Margin (dB)	UNII Non-Restricted (dBuV/m)	PK Margin (dB)	Azimuth (Degs)	Height (cm)	Polarity
1	* 4.268	37.68	PK-U	33.7	-26.5	44.88	-	-	74	-29.12	-	-	347	221	H
	* 4.267	26.41	ADR	33.7	-26.5	33.61	54	-20.39	-	-	-	-	347	221	H
2	* 5.07	39.42	PK-U	34.1	-26.2	47.32	-	-	74	-26.68	-	-	242	121	H
	* 5.07	28.36	ADR	34.1	-26.2	36.26	54	-17.74	-	-	-	-	242	121	H
3	6.152	41.5	PK-U	35.5	-26.1	50.9	-	-	-	-	68.2	-17.3	199	155	H
4	* 7.713	36.31	PK-U	35.7	-25.9	46.11	-	-	74	-27.89	-	-	136	373	V
	* 7.715	25.89	ADR	35.7	-26	35.59	54	-18.41	-	-	-	-	136	373	V
5	10.151	33.23	PK-U	37.2	-21.6	48.83	-	-	-	-	68.2	-19.37	270	316	V
6	* 12.433	34.06	PK-U	39	-22.9	50.16	-	-	74	-23.84	-	-	47	356	V
	* 12.436	23.84	ADR	39	-22.9	39.94	54	-14.06	-	-	-	-	47	356	V

* - indicates frequency in CFR47 Pt 15 / IC RSS-Restricted Band
PK-U - U-NII: Maximum Peak
ADR - U-NII AD primary method, RMS average

UL VERIFICATION SERVICES INC. FORM NO: CCSUP4701J
47173 BENICIA STREET, FREMONT, CA 94538, USA TEL: (510) 771-1000 FAX: (510) 661-0888
This report shall not be reproduced except in full, without the written approval of UL Verification Services Inc.

HIGH CHANNEL HORIZONTAL

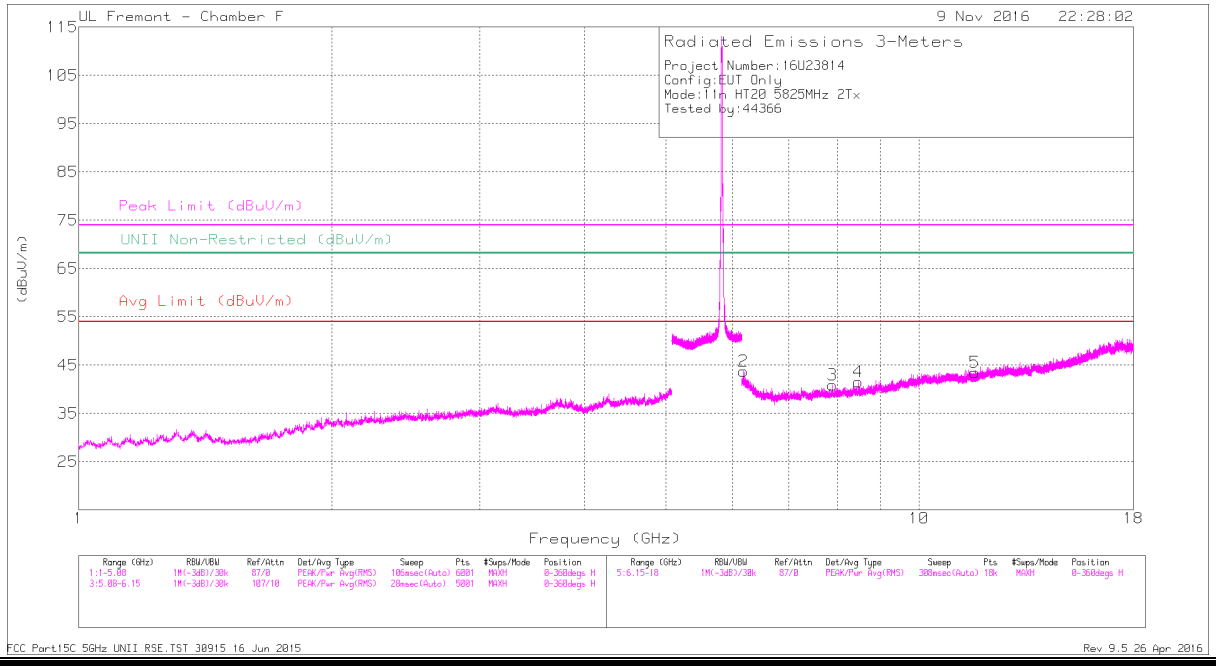

HIGH CHANNEL VERTICAL

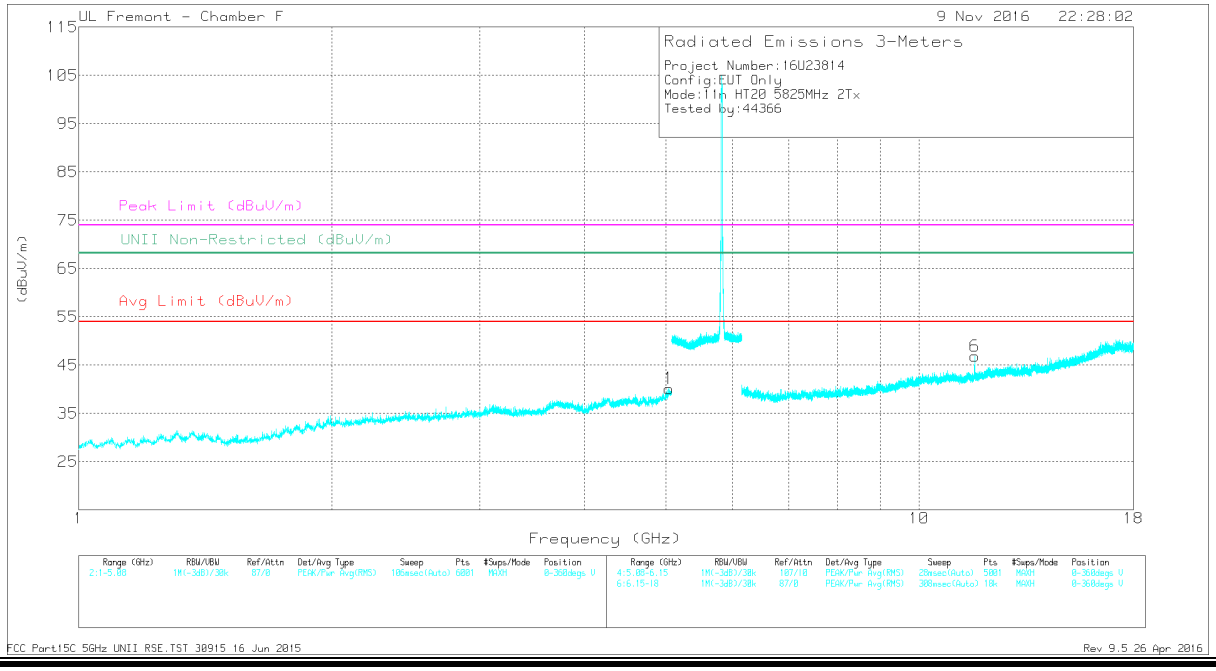

This report shall not be reproduced except in full, without the written approval of UL Verification Services Inc.

Marker	Frequency (GHz)	Meter Reading (dBuV)	Det	AF T344 (dB/m)	Amp/Cbl/Fltr/Pad (dB)	Corrected Reading (dBuV/m)	Avg Limit (dBuV/m)	Margin (dB)	Peak Limit (dBuV/m)	PK Margin (dB)	UNII Non-Restricted (dBuV/m)	PK Margin (dB)	Azimuth (Degs)	Height (cm)	Polarity
1	* 5.041	38.31	PK-U	34.2	-26.1	46.41	-	-	74	-27.59	-	-	250	109	V
	* 5.041	27.27	ADR	34.2	-26.1	35.37	54	-18.63	-	-	-	-	250	109	V
2	6.186	41.04	PK-U	35.4	-26.4	50.04	-	-	-	-	68.2	-18.16	194	122	H
3	7.897	36.46	PK-U	35.8	-24.8	47.46	-	-	-	-	68.2	-20.74	227	141	H
4	* 8.474	35.52	PK-U	35.8	-24.6	46.72	-	-	74	-27.28	-	-	152	154	H
	* 8.471	24.78	ADR	35.8	-24.6	35.98	54	-18.02	-	-	-	-	152	154	H
5	* 11.656	34.2	PK-U	38.2	-22.6	49.8	-	-	74	-24.2	-	-	229	171	H
	* 11.656	23.58	ADR	38.2	-22.6	39.18	54	-14.82	-	-	-	-	229	171	H
6	* 11.651	40.21	PK-U	38.2	-22.6	55.81	-	-	74	-18.19	-	-	241	103	V
	* 11.651	27.21	ADR	38.2	-22.6	42.81	54	-11.19	-	-	-	-	241	103	V

* - indicates frequency in CFR47 Pt 15 / IC RSS-Restricted Band
PK-U - U-NII: Maximum Peak
ADR - U-NII AD primary method, RMS average

UL VERIFICATION SERVICES INC. FORM NO: CCSUP4701J
47173 BENICIA STREET, FREMONT, CA 94538, USA TEL: (510) 771-1000 FAX: (510) 661-0888
This report shall not be reproduced except in full, without the written approval of UL Verification Services Inc.

9.2.40. 11n HT40 ANTENNA A SISO MODE IN THE 5.8GHz BAND

RESTRICTED BANDEDGE (LOW CHANNEL)

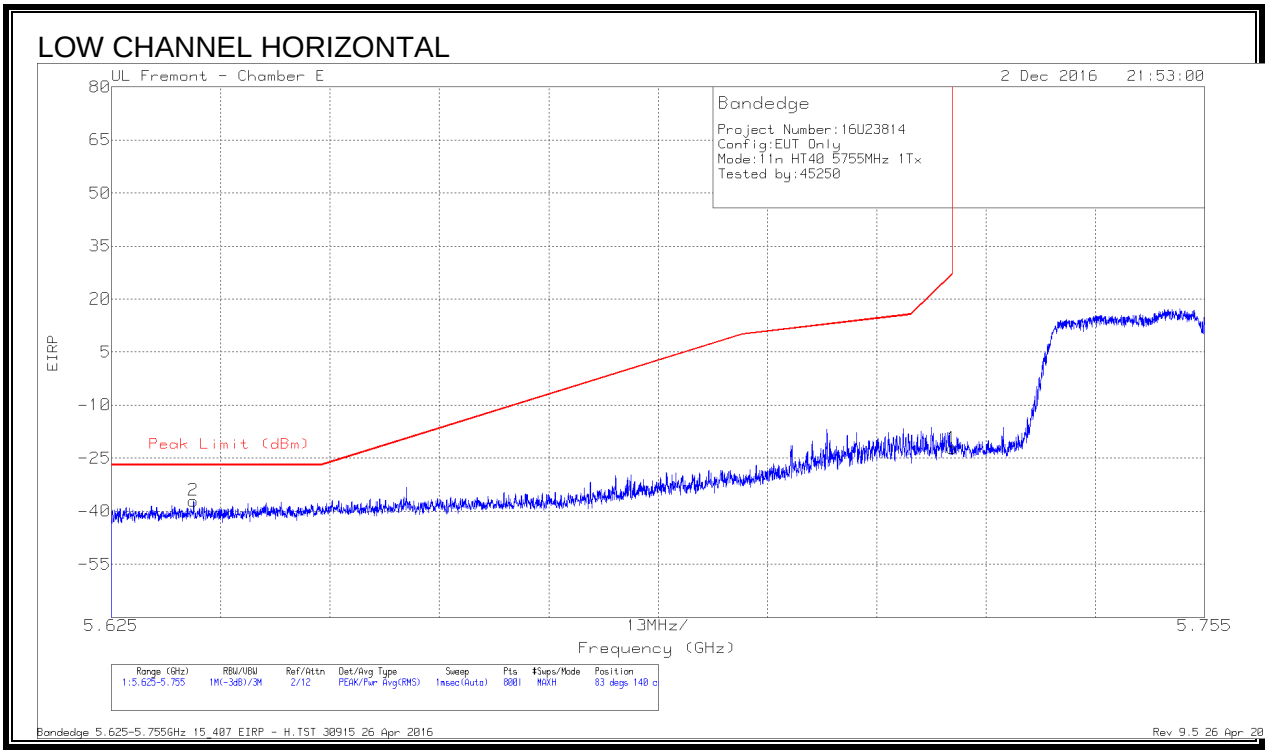

Marker	Frequency (GHz)	Meter Reading (dBm)	Det	AF T711 (dB/m)	Amp/Cbl/ Fltr/Pad (dB)	Conversion Factor (dB)	Corrected Reading EIRP	Peak Limit (dBm)	PK Margin (dB)	Azimuth (Degs)	Height (cm)	Polarity
1	5.725	-49.25	Pk	34.9	-19.6	11.8	-22.15	26.97	-49.12	83	140	H
2	5.635	-64.02	Pk	34.8	-19.6	11.8	-37.02	-27	-10.02	83	140	H

Pk - Peak detector

This report shall not be reproduced except in full, without the written approval of UL Verification Services Inc.

LOW CHANNEL VERTICAL

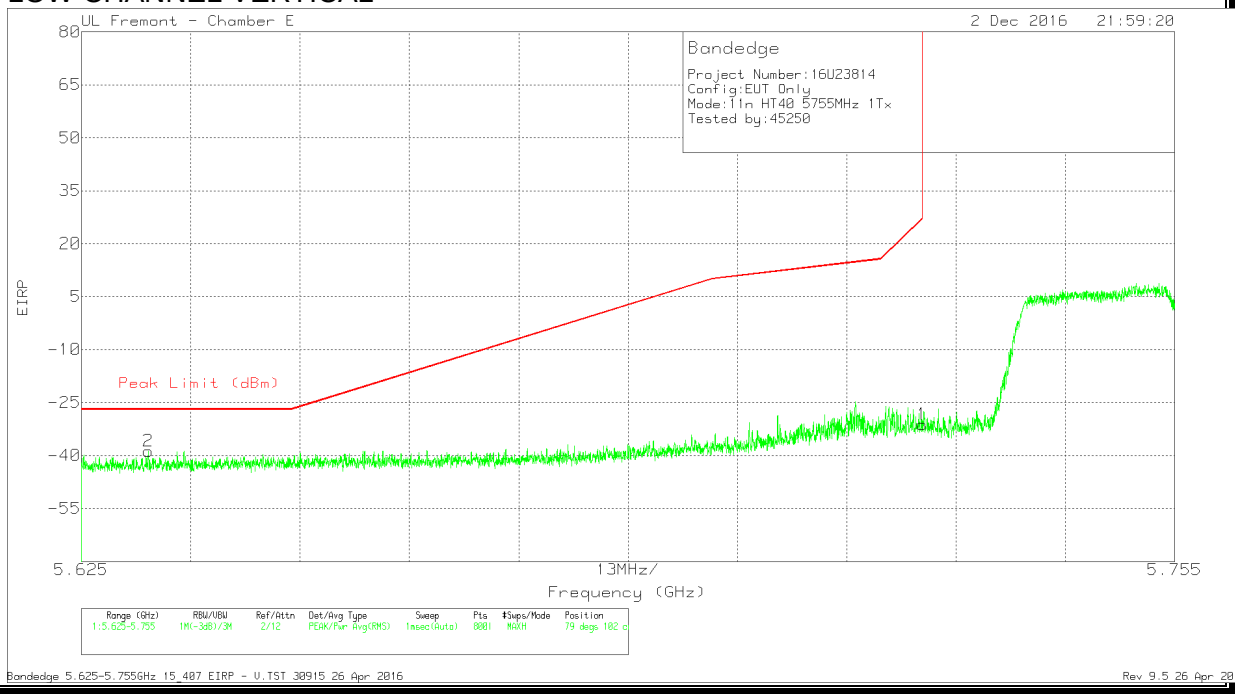

Marker	Frequency (GHz)	Meter Reading (dBm)	Det	AF T711 (dB/m)	Amp/Cbl/ Fltr/Pad (dB)	Conversion Factor (dB)	Corrected Reading EIRP	Peak Limit (dBm)	PK Margin (dB)	Azimuth (Degs)	Height (cm)	Polarity
1	5.725	-58.39	Pk	34.9	-19.6	11.8	-31.29	26.97	-58.26	79	102	V
2	5.633	-65.87	Pk	34.8	-19.5	11.8	-38.77	-27	-11.77	79	102	V

Pk - Peak detector

UL VERIFICATION SERVICES INC. FORM NO: CCSUP4701J
47173 BENICIA STREET, FREMONT, CA 94538, USA TEL: (510) 771-1000 FAX: (510) 661-0888
This report shall not be reproduced except in full, without the written approval of UL Verification Services Inc.

AUTHORIZED BANDEDGE (HIGH CHANNEL)

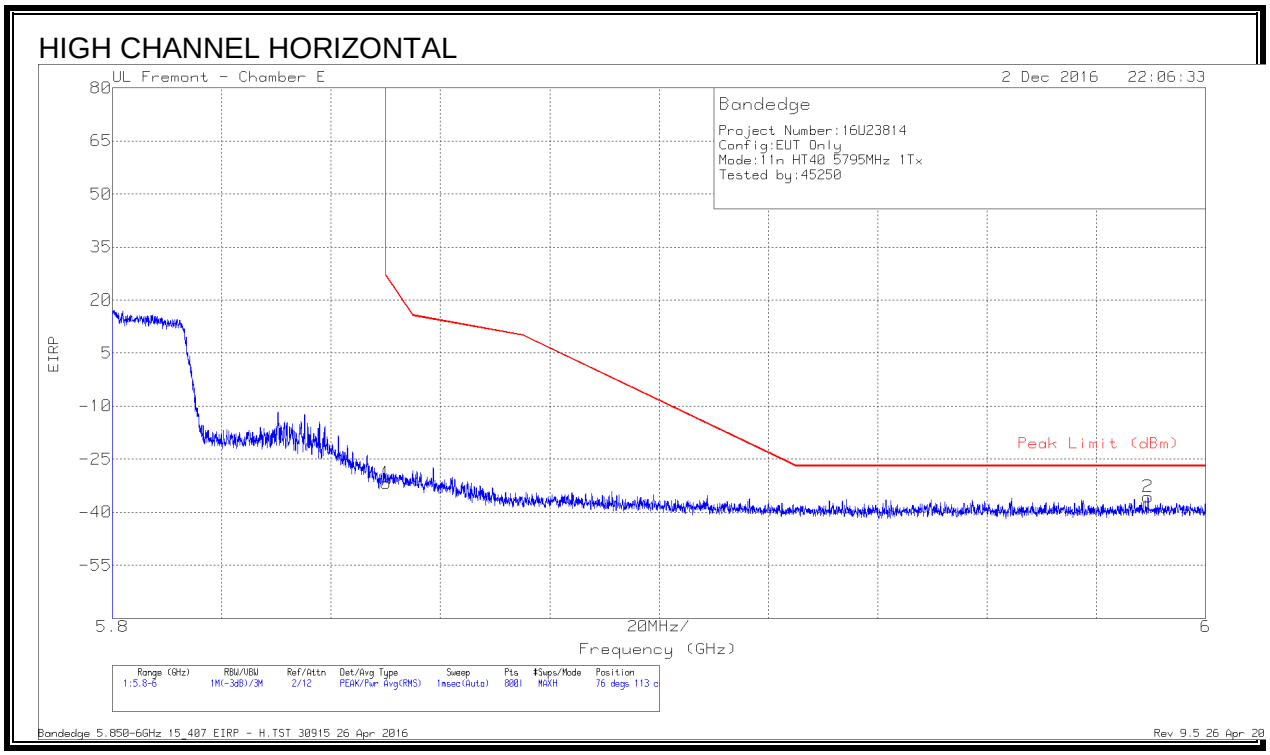

Marker	Frequency (GHz)	Meter Reading (dBm)	Det	AF T711 (dB/m)	Amp/Cbl/ Fltr/Pad (dB)	Conversion Factor (dB)	Corrected Reading EIRP	Peak Limit (dBm)	PK Margin (dB)	Azimuth (Degs)	Height (cm)	Polarity
1	5.85	-58.99	Pk	34.9	-19.5	11.8	-31.79	26.94	-58.73	76	113	H
2	5.989	-63.78	Pk	35	-18.7	11.8	-35.68	-27	-8.68	76	113	H

Pk - Peak detector

UL VERIFICATION SERVICES INC. FORM NO: CCSUP4701J
47173 BENICIA STREET, FREMONT, CA 94538, USA TEL: (510) 771-1000 FAX: (510) 661-0888
This report shall not be reproduced except in full, without the written approval of UL Verification Services Inc.

HIGH CHANNEL VERTICAL

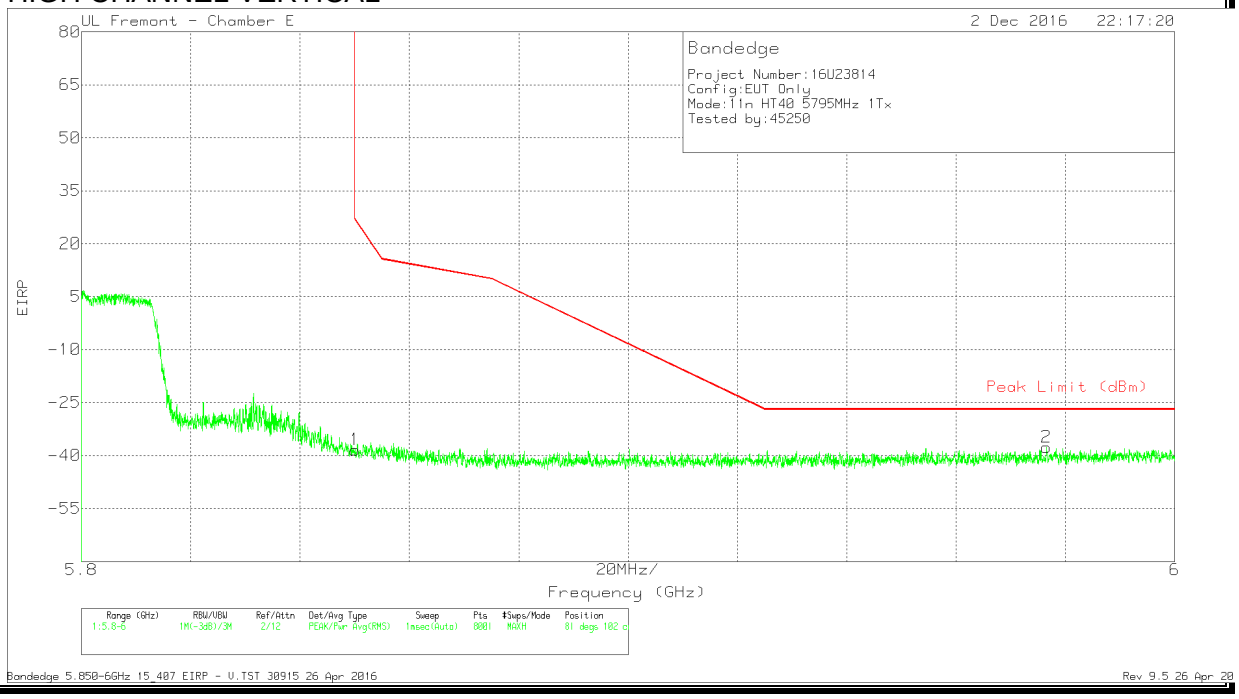

Marker	Frequency (GHz)	Meter Reading (dBm)	Det	AF T711 (dB/m)	Amp/Cbl/ Fltr/Pad (dB)	Conversion Factor (dB)	Corrected Reading EIRP	Peak Limit (dBm)	PK Margin (dB)	Azimuth (Degs)	Height (cm)	Polarity
1	5.85	-65.57	Pk	34.9	-19.5	11.8	-38.37	26.94	-65.31	81	102	V
2	5.977	-65.45	Pk	35	-19	11.8	-37.65	-27	-10.65	81	102	V

Pk - Peak detector

UL VERIFICATION SERVICES INC. FORM NO: CCSUP4701J
47173 BENICIA STREET, FREMONT, CA 94538, USA TEL: (510) 771-1000 FAX: (510) 661-0888
This report shall not be reproduced except in full, without the written approval of UL Verification Services Inc.

HARMONICS AND SPURIOUS EMISSIONS

LOW CHANNEL HORIZONTAL

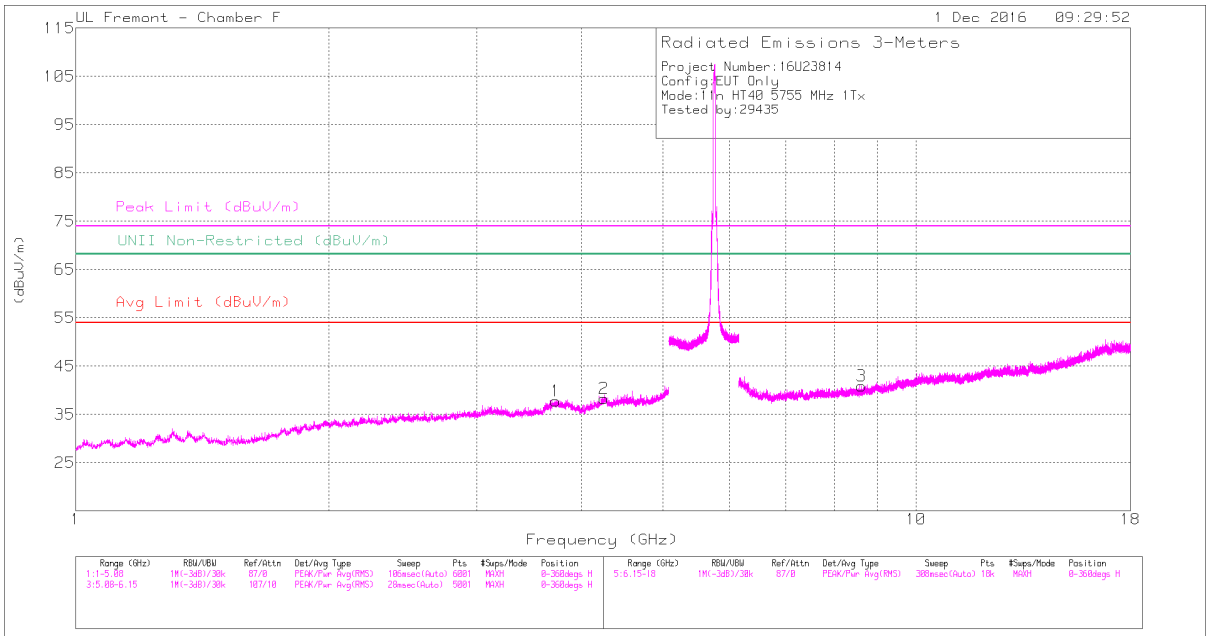

LOW CHANNEL VERTICAL

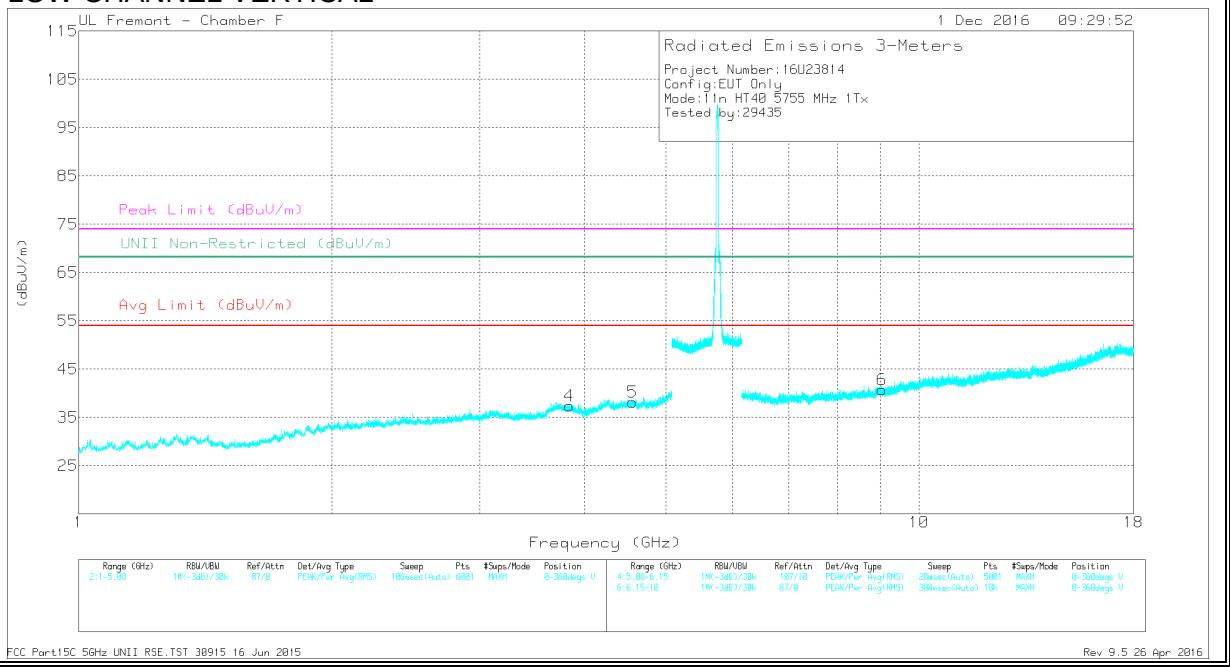

This report shall not be reproduced except in full, without the written approval of UL Verification Services Inc.

Marker	Frequency (GHz)	Meter Reading (dBuV)	Det	AF T344 (dB/m)	Amp/ Cbl/Fltr/Pad (dB)	DC Corr (dB)	DC Corr (dB)	Corrected Reading (dBuV/m)	Avg Limit (dBuV/m)	Margin (dB)	Peak Limit (dBuV/m)	PK Margin (dB)	UNII Non-Restricted (dBuV/m)	PK Margin (dB)	Azimuth (Degs)	Height (cm)	Polarity
1	* 3.723	38.52	PK-U	33.4	-29.1	0	0	42.82	-	-	74	-31.18	-	-	25	158	H
	* 3.723	27.94	ADR	33.4	-29.1	0	.1	32.34	54	-21.66	-	-	-	-	25	158	H
2	* 4.253	37.62	PK-U	33.7	-26.5	0	0	44.82	-	-	74	-29.18	-	-	272	117	H
	* 4.254	26.41	ADR	33.7	-26.5	0	.1	33.71	54	-20.29	-	-	-	-	272	117	H
3	8.618	29.1	Pk	35.8	-24	0	0	40.9	-	-	-	-	68.2	-27.3	0-360	100	H
4	* 3.836	38.45	PK-U	33.4	-28.7	0	0	43.15	-	-	74	-30.85	-	-	280	186	V
	* 3.835	27.51	ADR	33.4	-28.7	0	.1	32.31	54	-21.69	-	-	-	-	280	186	V
5	* 4.558	39.56	PK-U	34.1	-28.4	0	0	45.26	-	-	74	-28.74	-	-	307	149	V
	* 4.56	28.31	ADR	34.1	-28.5	0	.1	34.01	54	-19.99	-	-	-	-	307	149	V
6	* 9.035	34.35	PK-U	36	-22.9	0	0	47.45	-	-	74	-26.55	-	-	312	261	V
	* 9.036	23.66	ADR	36	-22.9	0	.1	36.86	54	-17.14	-	-	-	-	312	261	V

* - indicates frequency in CFR47 Pt 15 / IC RSS-Restricted Band
PK-U - U-NII: Maximum Peak
ADR - U-NII AD primary method, RMS average

UL VERIFICATION SERVICES INC. FORM NO: CCSUP4701J
47173 BENICIA STREET, FREMONT, CA 94538, USA TEL: (510) 771-1000 FAX: (510) 661-0888
This report shall not be reproduced except in full, without the written approval of UL Verification Services Inc.

HIGH CHANNEL HORIZONTAL

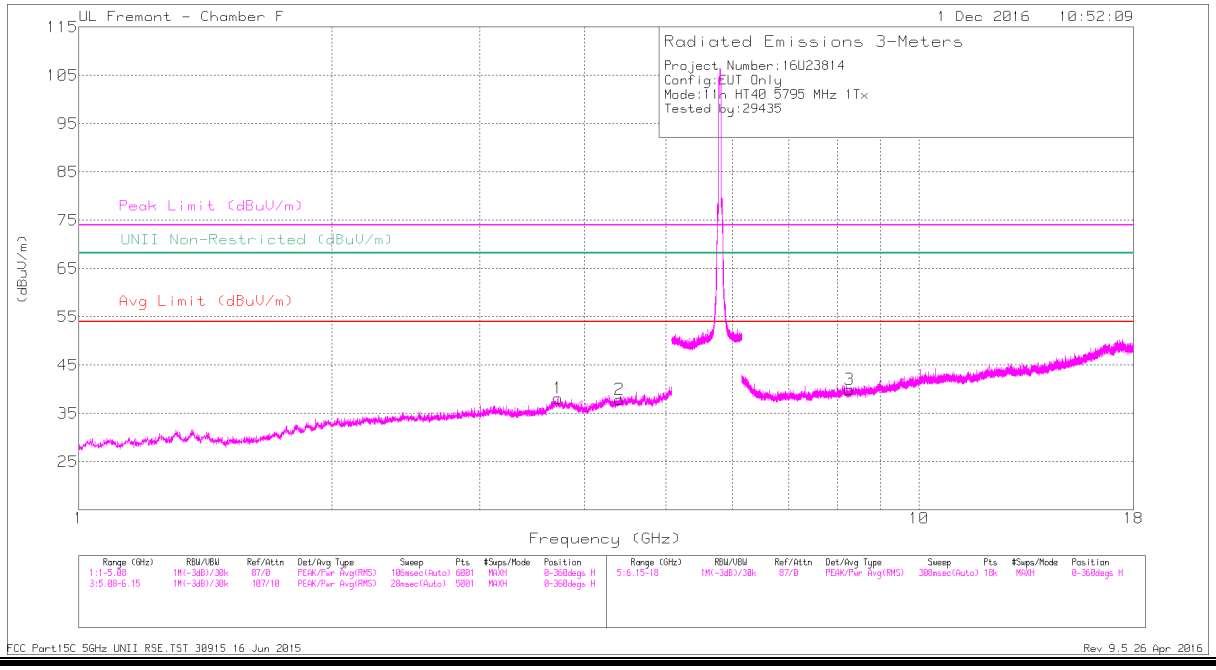

HIGH CHANNEL VERTICAL

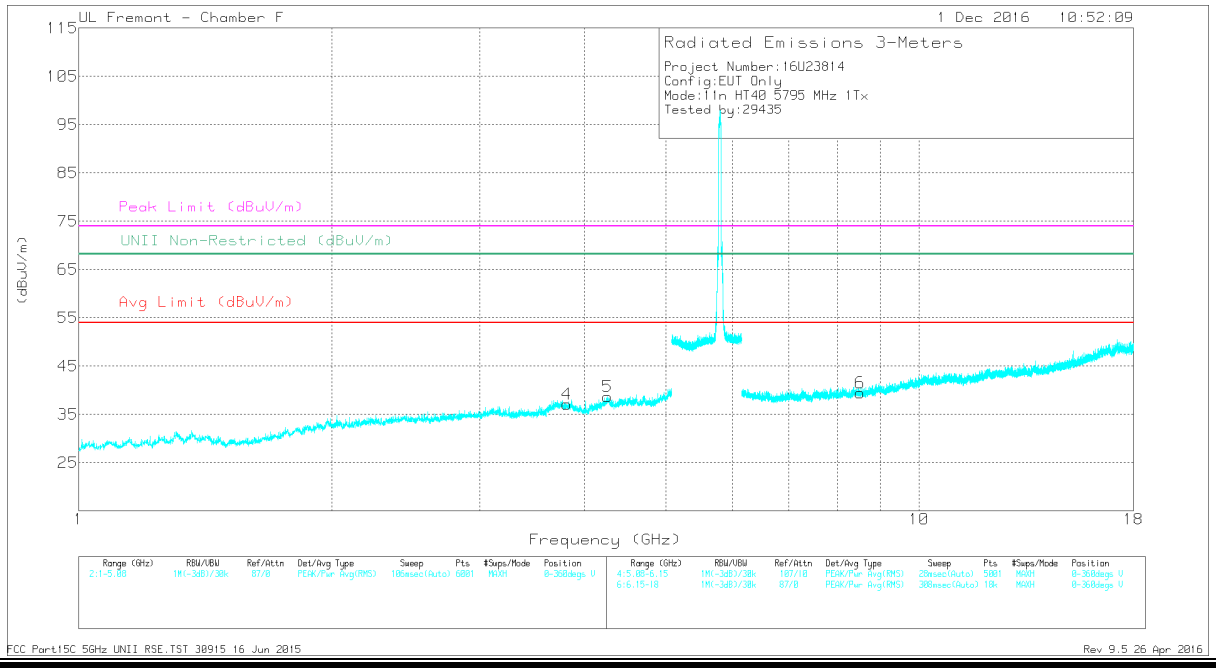

This report shall not be reproduced except in full, without the written approval of UL Verification Services Inc.

Marker	Frequency (GHz)	Meter Reading (dBuV)	Det	AF T344 (dB/m)	Amp/ Cbl/Fltr/Pad (dB)	DC Corr (dB)	DC Corr (dB)	Corrected Reading (dBuV/m)	Avg Limit (dBuV/m)	Margin (dB)	Peak Limit (dBuV/m)	PK Margin (dB)	UNII Non-Restricted (dBuV/m)	PK Margin (dB)	Azimuth (Degs)	Height (cm)	Polarity
1	* 3.719	38.22	PK-U	33.4	-29.1	0	0	42.52	-	-	74	-31.48	-	-	108	312	H
	* 3.717	27.79	ADR	33.4	-29.1	0	.1	32.19	54	-21.81	-	-	-	-	108	312	H
2	4.404	32.3	Pk	34	-28.4	0	0	37.9	-	-	-	-	68.2	-30.3	0-360	201	H
3	* 8.263	35.63	PK-U	35.7	-24.7	0	0	46.63	-	-	74	-27.37	-	-	223	131	H
	* 8.263	24.79	ADR	35.7	-24.7	0	.1	35.89	54	-18.11	-	-	-	-	223	131	H
4	* 3.81	38.97	PK-U	33.4	-29.1	0	0	43.27	-	-	74	-30.73	-	-	307	131	V
	* 3.808	28.14	ADR	33.4	-29.1	0	.1	32.54	54	-21.46	-	-	-	-	307	131	V
5	* 4.257	37.32	PK-U	33.7	-26.5	0	0	44.52	-	-	74	-29.48	-	-	289	161	V
	* 4.257	26.4	ADR	33.7	-26.5	0	.1	33.7	54	-20.3	-	-	-	-	289	161	V
6	8.511	28.2	Pk	35.8	-24.5	0	0	39.5	-	-	-	-	68.2	-28.7	0-360	201	V

* - indicates frequency in CFR47 Pt 15 / IC RSS-Restricted Band
PK-U - U-NII: Maximum Peak
ADR - U-NII AD primary method, RMS average

This report shall not be reproduced except in full, without the written approval of UL Verification Services Inc.

9.2.41. 11n HT40 ANTENNA B SISO MODE IN THE 5.8GHz BAND

RESTRICTED BANDEDGE (LOW CHANNEL)

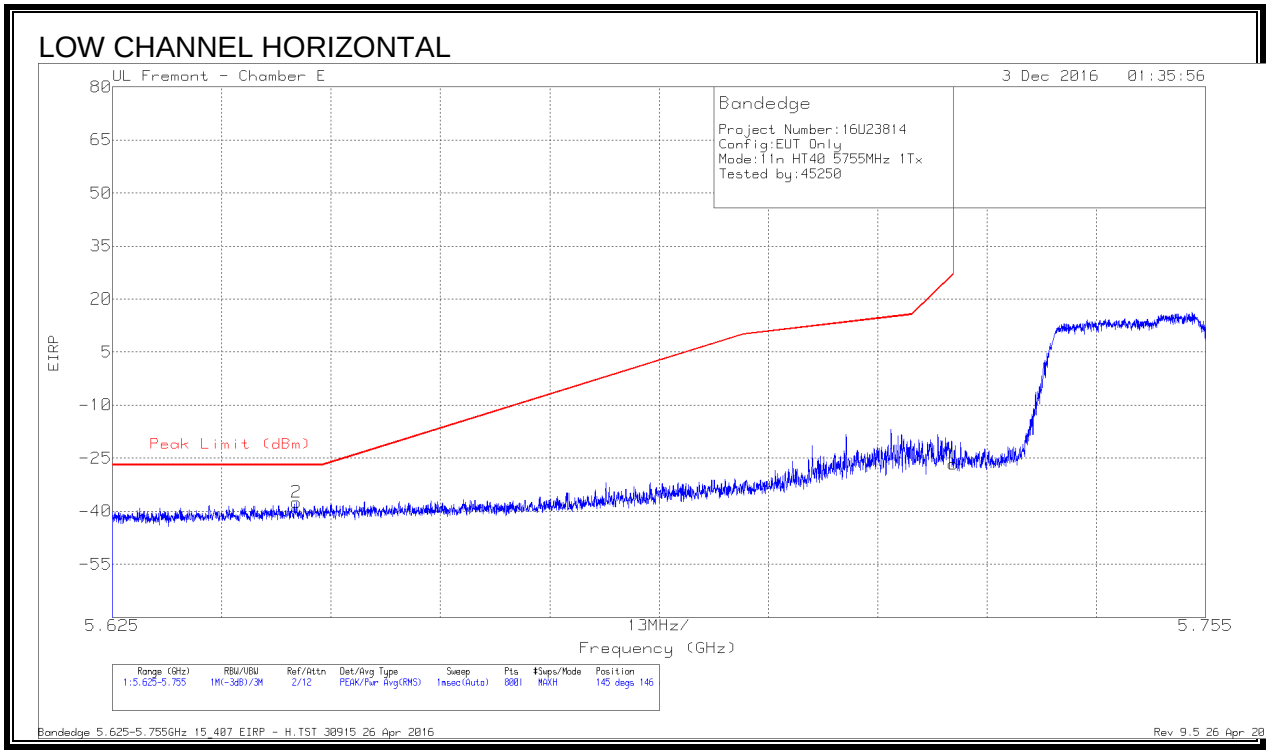

Marker	Frequency (GHz)	Meter Reading (dBm)	Det	AF T711 (dB/m)	Amp/Cbl/ Fltr/Pad (dB)	Conversion Factor (dB)	Corrected Reading EIRP	Peak Limit (dBm)	PK Margin (dB)	Azimuth (Degs)	Height (cm)	Polarity
1	5.725	-53.79	Pk	34.9	-19.6	11.8	-26.69	26.97	-53.66	145	146	H
2	5.647	-64.56	Pk	34.8	-19.5	11.8	-37.46	-27	-10.46	145	146	H

Pk - Peak detector

This report shall not be reproduced except in full, without the written approval of UL Verification Services Inc.

LOW CHANNEL VERTICAL

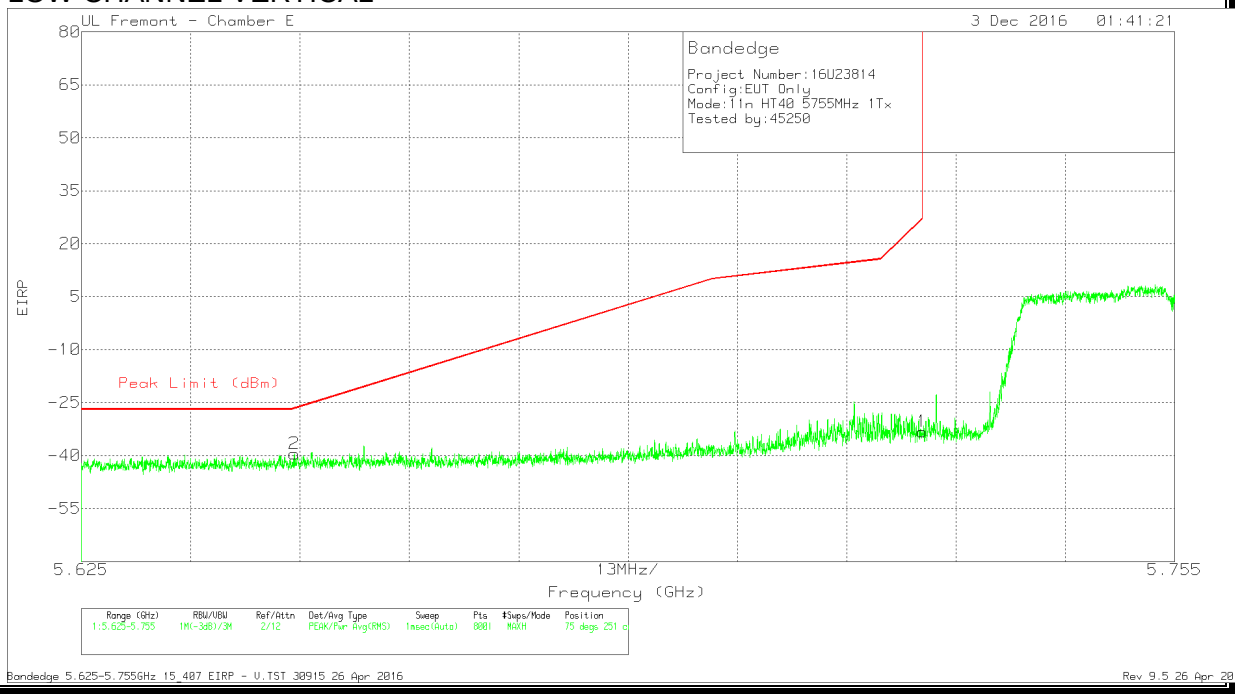

Marker	Frequency (GHz)	Meter Reading (dBm)	Det	AF T711 (dB/m)	Amp/Cbl/ Fltr/Pad (dB)	Conversion Factor (dB)	Corrected Reading EIRP	Peak Limit (dBm)	PK Margin (dB)	Azimuth (Degs)	Height (cm)	Polarity
1	5.725	-60.34	Pk	34.9	-19.6	11.8	-33.24	26.97	-60.21	75	251	V
2	5.65	-66.54	Pk	34.8	-19.5	11.8	-39.44	-26.76	-12.68	75	251	V

Pk - Peak detector

This report shall not be reproduced except in full, without the written approval of UL Verification Services Inc.

AUTHORIZED BANDEDGE (HIGH CHANNEL)

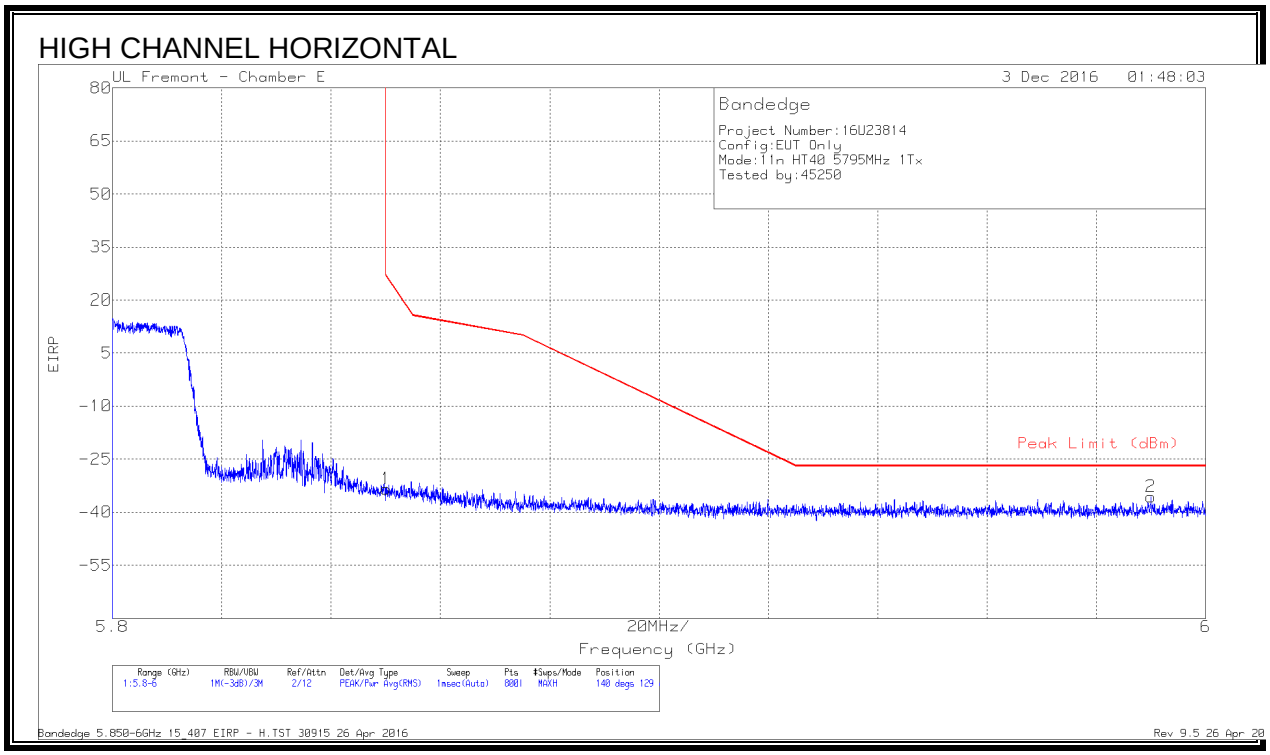

Marker	Frequency (GHz)	Meter Reading (dBm)	Det	AF T711 (dB/m)	Amp/Cbl/ Fltr/Pad (dB)	Conversion Factor (dB)	Corrected Reading EIRP	Peak Limit (dBm)	PK Margin (dB)	Azimuth (Degs)	Height (cm)	Polarity
1	5.85	-60.7	Pk	34.9	-19.5	11.8	-33.5	26.94	-60.44	140	129	H
2	5.99	-63.84	Pk	35.1	-18.7	11.8	-35.64	-27	-8.64	140	129	H

Pk - Peak detector

UL VERIFICATION SERVICES INC. FORM NO: CCSUP4701J
47173 BENICIA STREET, FREMONT, CA 94538, USA TEL: (510) 771-1000 FAX: (510) 661-0888
This report shall not be reproduced except in full, without the written approval of UL Verification Services Inc.

HIGH CHANNEL VERTICAL

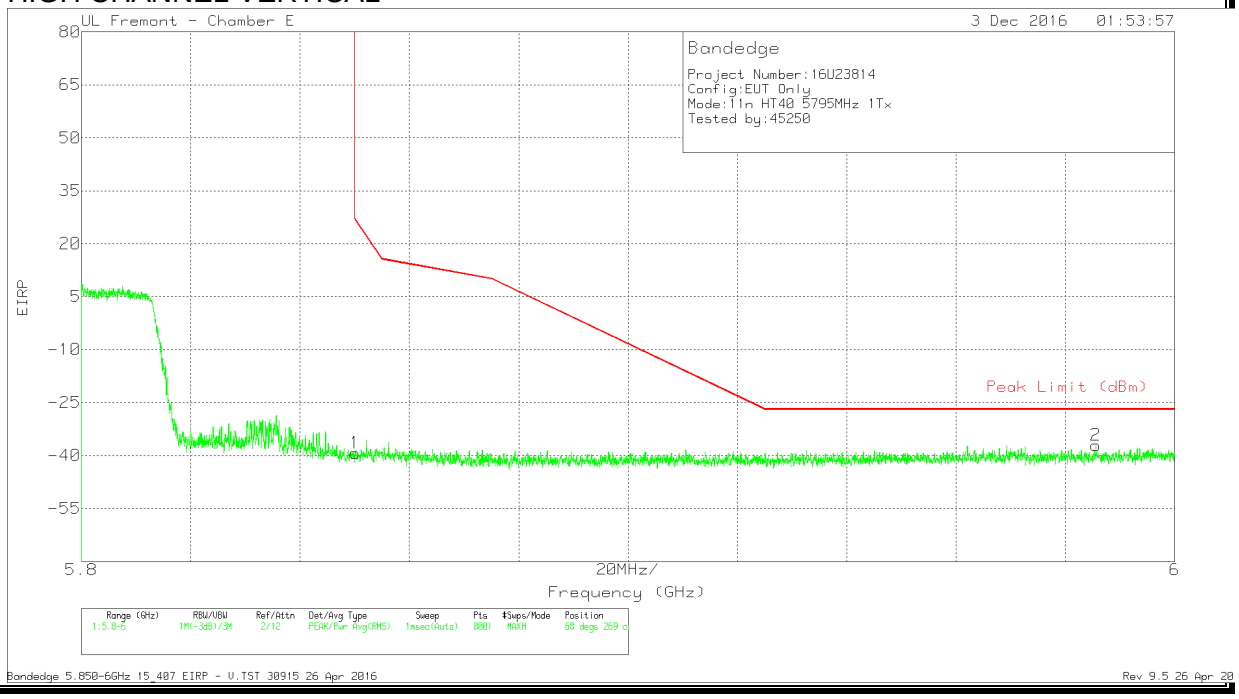

Marker	Frequency (GHz)	Meter Reading (dBm)	Det	AF T711 (dB/m)	Amp/Cbl/ Fltr/Pad (dB)	Conversion Factor (dB)	Corrected Reading EIRP	Peak Limit (dBm)	PK Margin (dB)	Azimuth (Degs)	Height (cm)	Polarity
1	5.85	-66.45	Pk	34.9	-19.5	11.8	-39.25	26.94	-66.19	68	269	V
2	5.986	-65.17	Pk	35	-18.8	11.8	-37.17	-27	-10.17	68	269	V

Pk - Peak detector

UL VERIFICATION SERVICES INC. FORM NO: CCSUP4701J
47173 BENICIA STREET, FREMONT, CA 94538, USA TEL: (510) 771-1000 FAX: (510) 661-0888
This report shall not be reproduced except in full, without the written approval of UL Verification Services Inc.

HARMONICS AND SPURIOUS EMISSIONS

LOW CHANNEL HORIZONTAL

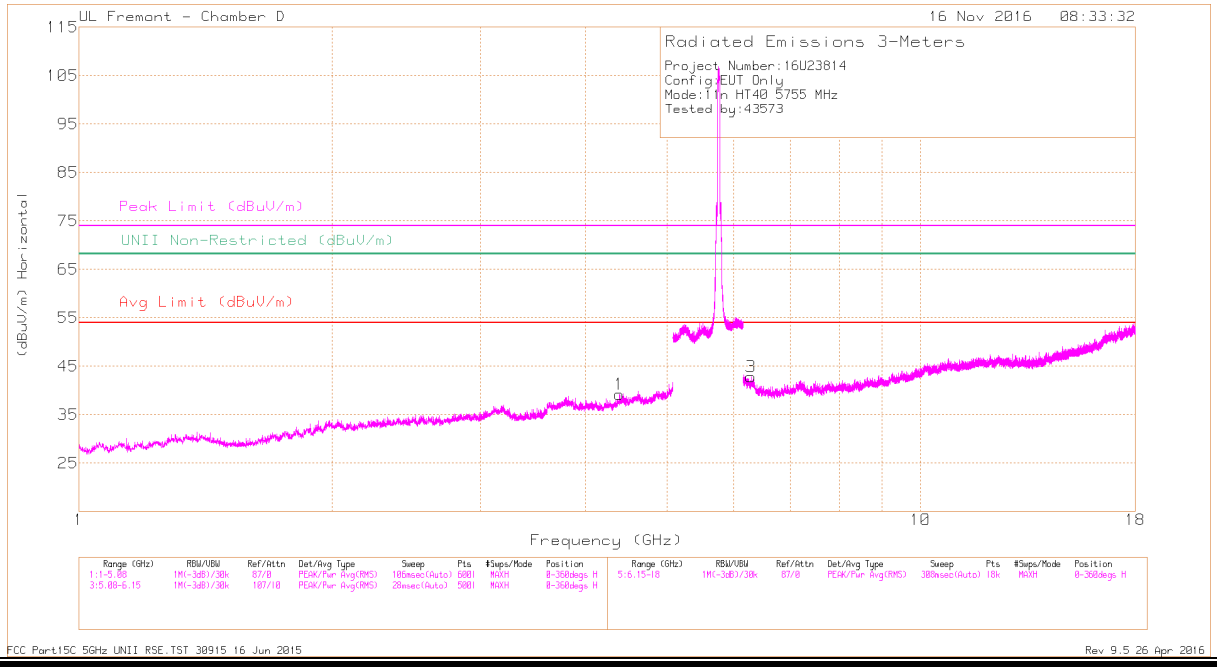

LOW CHANNEL VERTICAL

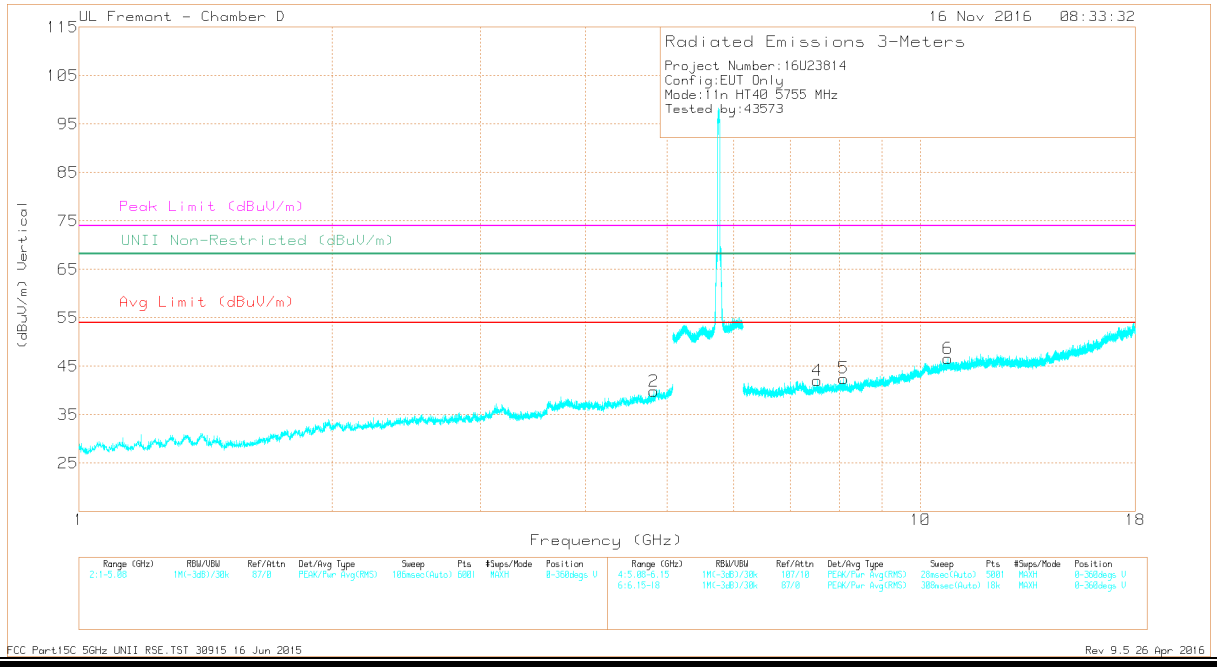

This report shall not be reproduced except in full, without the written approval of UL Verification Services Inc.

Marker	Frequency (GHz)	Meter Reading (dBuV)	Det	AF T712 (dB/m)	Amp/Cbl/Fltr/Pad (dB)	DC Corr (dB)	Corrected Reading (dBuV/m)	Avg Limit (dBuV/m)	Margin (dB)	Peak Limit (dBuV/m)	PK Margin (dB)	UNII Non-Restricted (dBuV/m)	PK Margin (dB)	Azimuth (Degs)	Height (cm)	Polarity
1	* 4.383	38.88	PK-U	33.9	-27.6	0	45.18	-	-	74	-28.82	-	-	148	316	H
	* 4.384	27.65	ADR	33.9	-27.6	.1	34.05	54	-19.95	-	-	-	-	148	316	H
2	* 4.819	38.74	PK-U	34.1	-27	0	45.84	-	-	74	-28.16	-	-	143	323	V
	* 4.82	28.53	ADR	34.1	-27	.1	35.73	54	-18.27	-	-	-	-	143	323	V
3	6.288	38.86	PK-U	35.6	-25.7	0	48.76	-	-	-	-	68.2	-19.44	298	293	H
4	* 7.54	36.31	PK-U	35.7	-24.4	0	47.61	-	-	74	-26.39	-	-	306	279	V
	* 7.54	25.66	ADR	35.7	-24.4	.1	37.06	54	-16.94	-	-	-	-	306	279	V
5	* 8.108	36.06	PK-U	35.7	-23.8	0	47.96	-	-	74	-26.04	-	-	37	242	V
	* 8.105	25.43	ADR	35.7	-23.9	.1	37.33	54	-16.67	-	-	-	-	37	242	V
6	* 10.773	35.16	PK-U	37.9	-20.4	0	52.66	-	-	74	-21.34	-	-	37	242	V
	* 10.776	24.94	ADR	37.9	-20.4	.1	42.54	54	-11.46	-	-	-	-	37	242	V

* - indicates frequency in CFR47 Pt 15 / IC RSS-Restricted Band
PK-U - U-NII: Maximum Peak
ADR - U-NII AD primary method, RMS average

UL VERIFICATION SERVICES INC. FORM NO: CCSUP4701J
47173 BENICIA STREET, FREMONT, CA 94538, USA TEL: (510) 771-1000 FAX: (510) 661-0888
This report shall not be reproduced except in full, without the written approval of UL Verification Services Inc.

HIGH CHANNEL HORIZONTAL

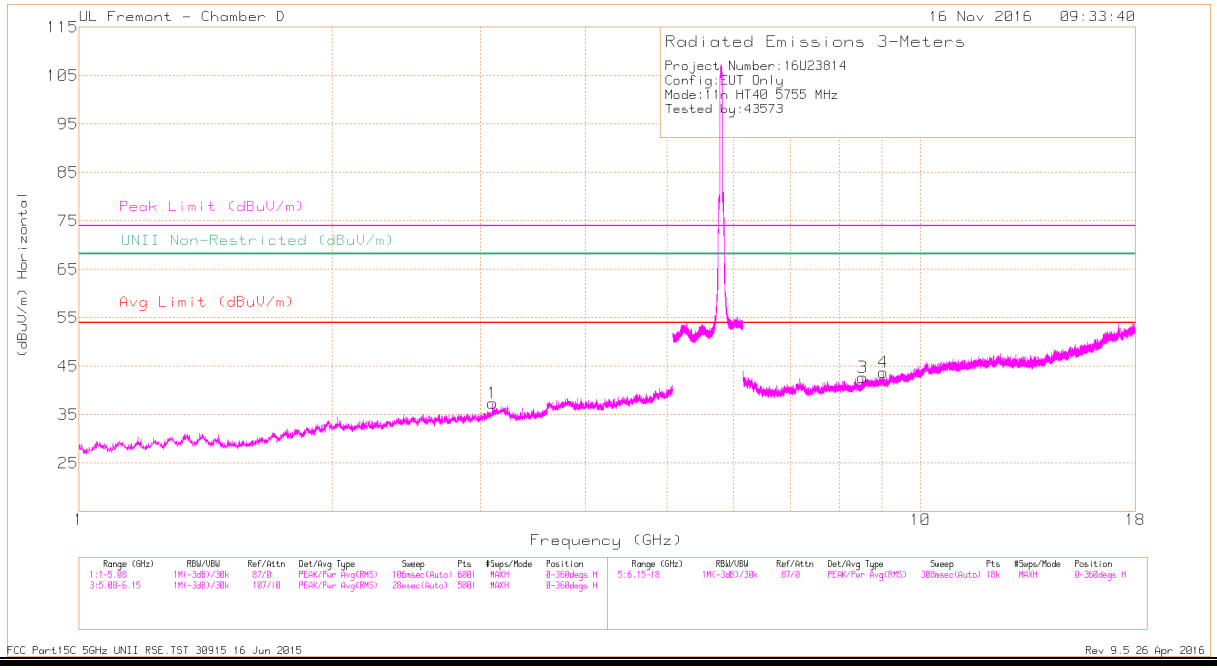

HIGH CHANNEL VERTICAL

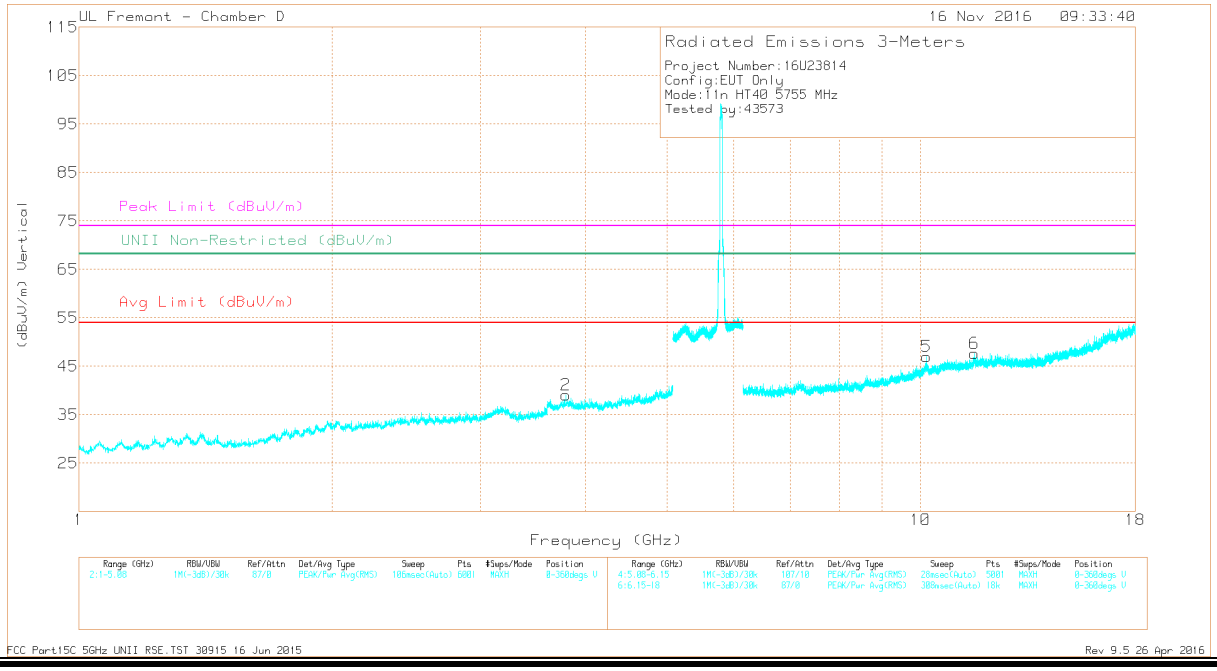

This report shall not be reproduced except in full, without the written approval of UL Verification Services Inc.

Marker	Frequency (GHz)	Meter Reading (dBuV)	Det	AF T712 (dB/m)	Amp/Cbl/Fltr/Pad (dB)	DC Corr (dB)	Corrected Reading (dBuV/m)	Avg Limit (dBuV/m)	Margin (dB)	Peak Limit (dBuV/m)	PK Margin (dB)	UNII Non-Restricted (dBuV/m)	PK Margin (dB)	Azimuth (Degs)	Height (cm)	Polarity
1	3.102	39.2	PK-U	33.1	-28.7	0	43.6	-	-	-	-	68.2	-24.6	299	269	H
2	* 3.79	39.64	PK-U	33.5	-28.5	0	44.64	-	-	74	-29.36	-	-	92	324	V
	* 3.791	28.71	ADR	33.5	-28.5	.1	33.81	54	-20.19	-	-	-	-	92	324	V
3	8.541	35.43	PK-U	35.9	-23	0	48.33	-	-	-	-	68.2	-19.87	274	328	H
4	* 9.028	35.62	PK-U	36.1	-22.3	0	49.42	-	-	74	-24.58	-	-	38	116	H
	* 9.028	24.5	ADR	36.1	-22.3	.1	38.4	54	-15.6	-	-	-	-	38	116	H
5	10.161	34.92	PK-U	37.4	-20.3	0	52.02	-	-	-	-	68.2	-16.18	302	389	V
6	* 11.582	38.16	PK-U	38.5	-21.3	0	55.36	-	-	74	-18.64	-	-	318	284	V
	* 11.583	27.19	ADR	38.5	-21.3	.1	44.49	54	-9.51	-	-	-	-	318	284	V

* - indicates frequency in CFR47 Pt 15 / IC RSS-Restricted Band
PK-U - U-NII: Maximum Peak
ADR - U-NII AD primary method, RMS average

UL VERIFICATION SERVICES INC. FORM NO: CCSUP4701J
47173 BENICIA STREET, FREMONT, CA 94538, USA TEL: (510) 771-1000 FAX: (510) 661-0888
This report shall not be reproduced except in full, without the written approval of UL Verification Services Inc.

9.2.42. 11n HT40 2TX CDD MIMO MODE IN THE 5.8GHz BAND

RESTRICTED BANDEDGE (LOW CHANNEL)

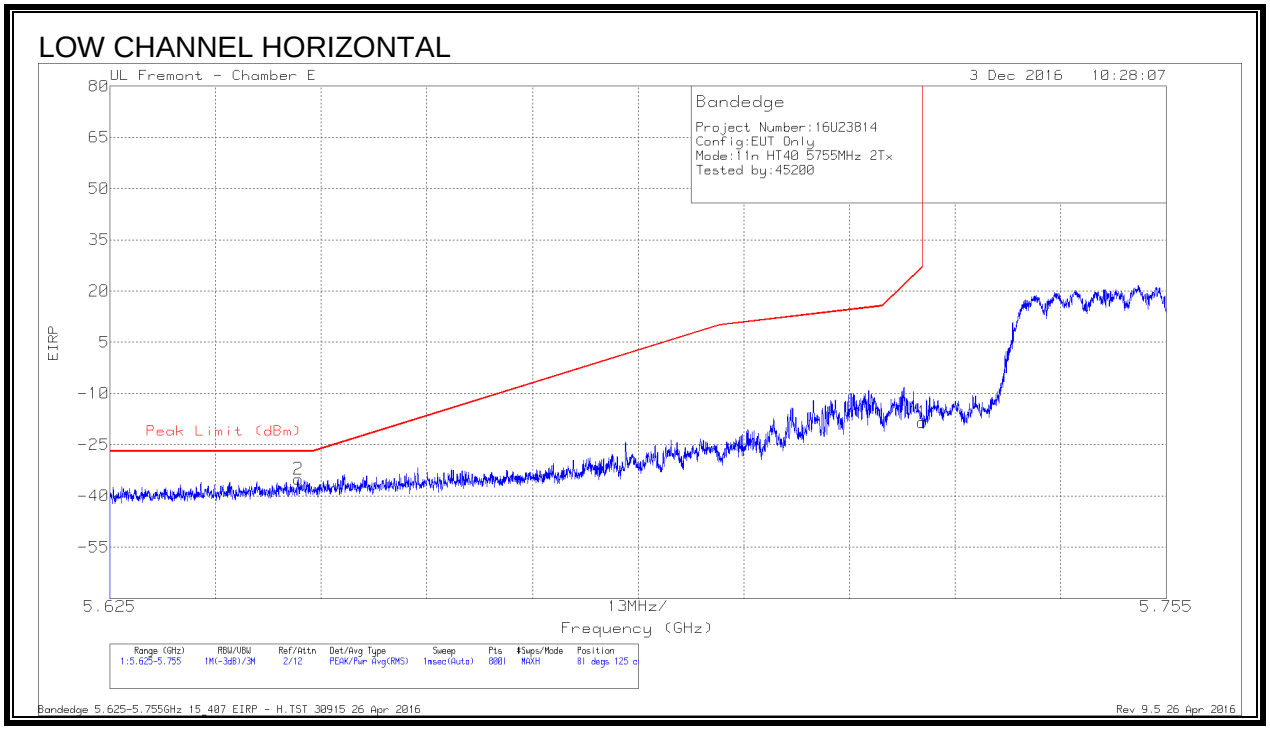

Marker	Frequency (GHz)	Meter Reading (dBm)	Det	AF T711 (dB/m)	Amp/Cbl/ Fltr/Pad (dB)	Conversion Factor (dB)	Corrected Reading EIRP	Peak Limit (dBm)	PK Margin (dB)	Azimuth (Degs)	Height (cm)	Polarity
1	5.725	-45.51	Pk	34.9	-19.6	11.8	-18.41	26.97	-45.38	81	125	H
2	5.648	-62.1	Pk	34.8	-19.5	11.8	-35	-27	-8	81	125	H

Pk - Peak detector

This report shall not be reproduced except in full, without the written approval of UL Verification Services Inc.

LOW CHANNEL VERTICAL

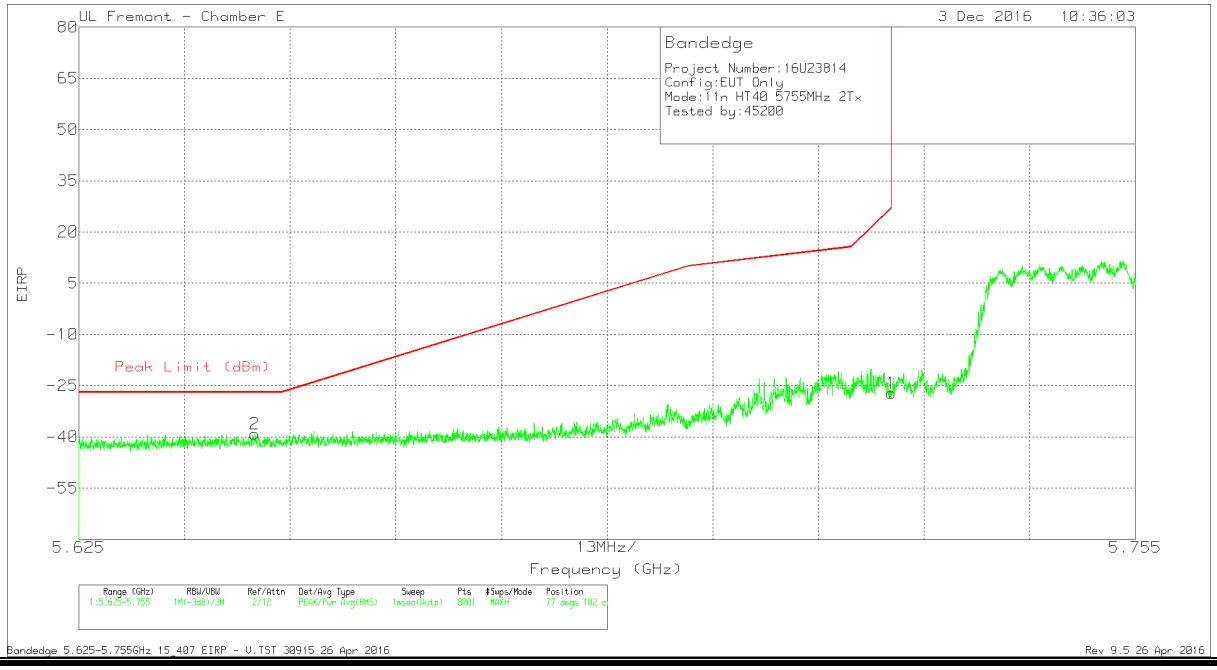

Marker	Frequency (GHz)	Meter Reading (dBm)	Det	AF T711 (dB/m)	Amp/Cbl/ Fltr/Pad (dB)	Conversion Factor (dB)	Corrected Reading EIRP	Peak Limit (dBm)	PK Margin (dB)	Azimuth (Degs)	Height (cm)	Polarity
1	5.725	-54.19	Pk	34.9	-19.6	11.8	-27.09	26.97	-54.06	77	102	V
2	5.647	-66.28	Pk	34.8	-19.5	11.8	-39.18	-27	-12.18	77	102	V

Pk - Peak detector

This report shall not be reproduced except in full, without the written approval of UL Verification Services Inc.

AUTHORIZED BANDEDGE (HIGH CHANNEL)

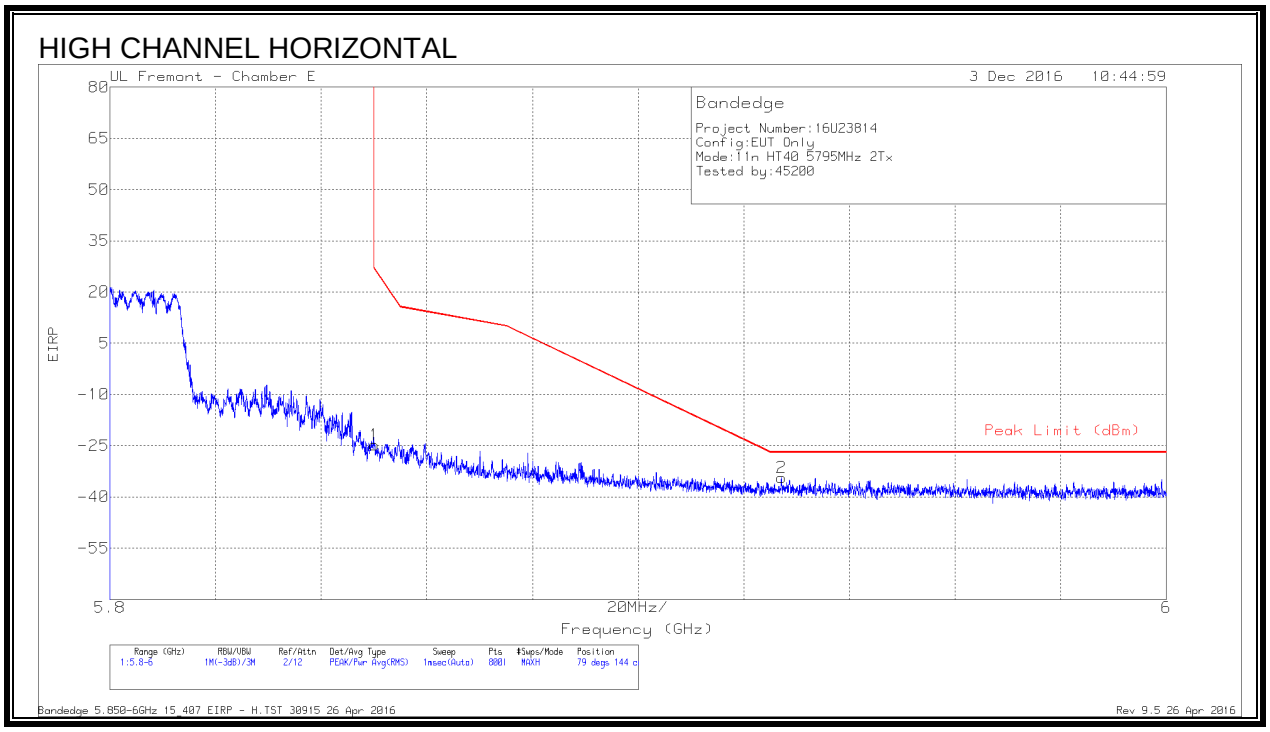

Marker	Frequency (GHz)	Meter Reading (dBm)	Det	AF T711 (dB/m)	Amp/Cbl/ Fltr/Pad (dB)	Conversion Factor (dB)	Corrected Reading EIRP	Peak Limit (dBm)	PK Margin (dB)	Azimuth (Degs)	Height (cm)	Polarity
1	5.85	-52.01	Pk	34.9	-19.5	11.8	-24.81	26.94	-51.75	79	144	H
2	5.927	-61.93	Pk	35	-19.2	11.8	-34.33	-27	-7.33	79	144	H

Pk - Peak detector

This report shall not be reproduced except in full, without the written approval of UL Verification Services Inc.

HIGH CHANNEL VERTICAL

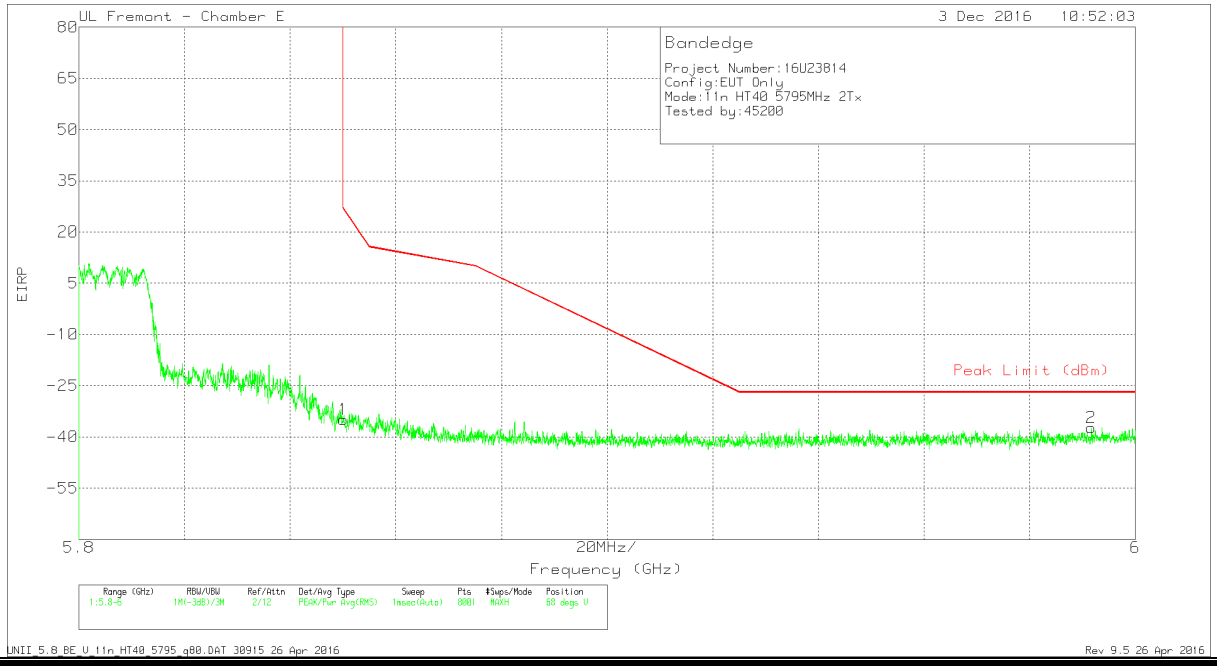

Marker	Frequency (GHz)	Meter Reading (dBm)	Det	AF T711 (dB/m)	Amp/Cbl /Fltr/Pad (dB)	Conversion Factor (dB)	Corrected Reading EIRP	Peak Limit (dBm)	PK Margin (dB)	Azimuth (Degs)	Height (cm)	Polarity
1	5.85	-62.02	Pk	34.9	-19.5	11.8	-34.82	26.94	-61.76	68	109	V
2	5.992	-65.45	Pk	35.1	-18.7	11.8	-37.25	-27	-10.25	68	109	V

Pk - Peak detector

This report shall not be reproduced except in full, without the written approval of UL Verification Services Inc.

HARMONICS AND SPURIOUS EMISSIONS

LOW CHANNEL HORIZONTAL

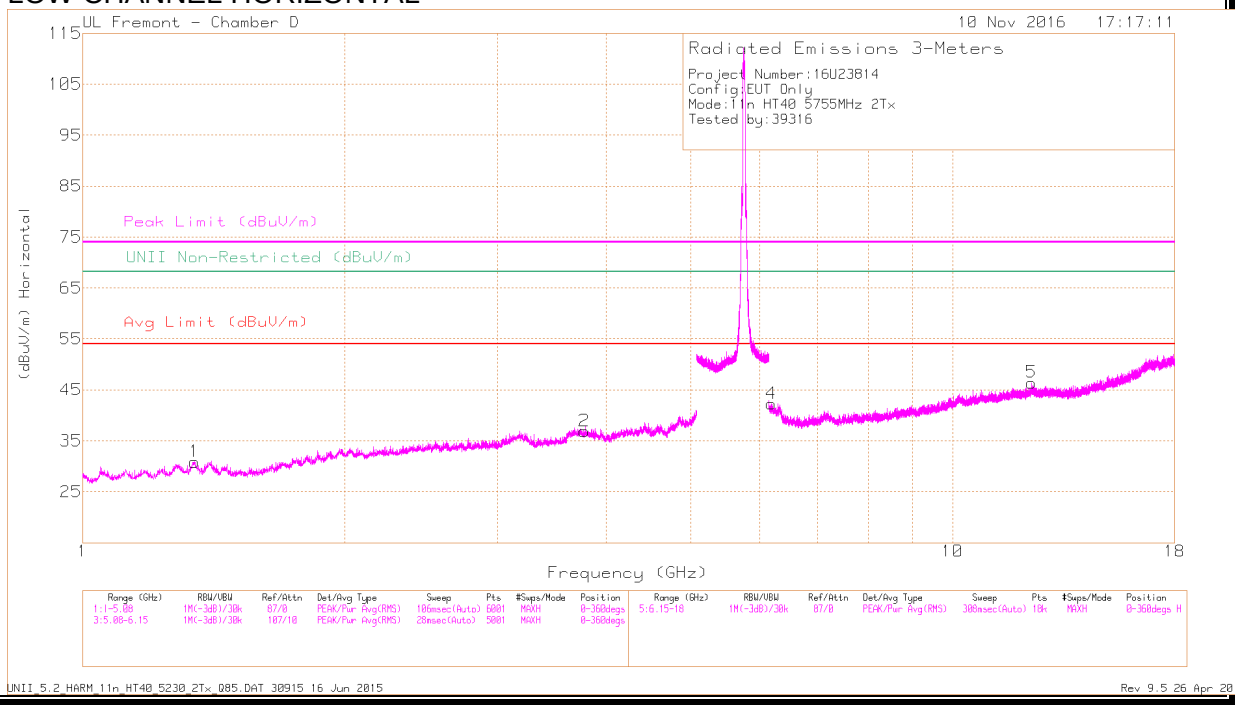

LOW CHANNEL VERTICAL

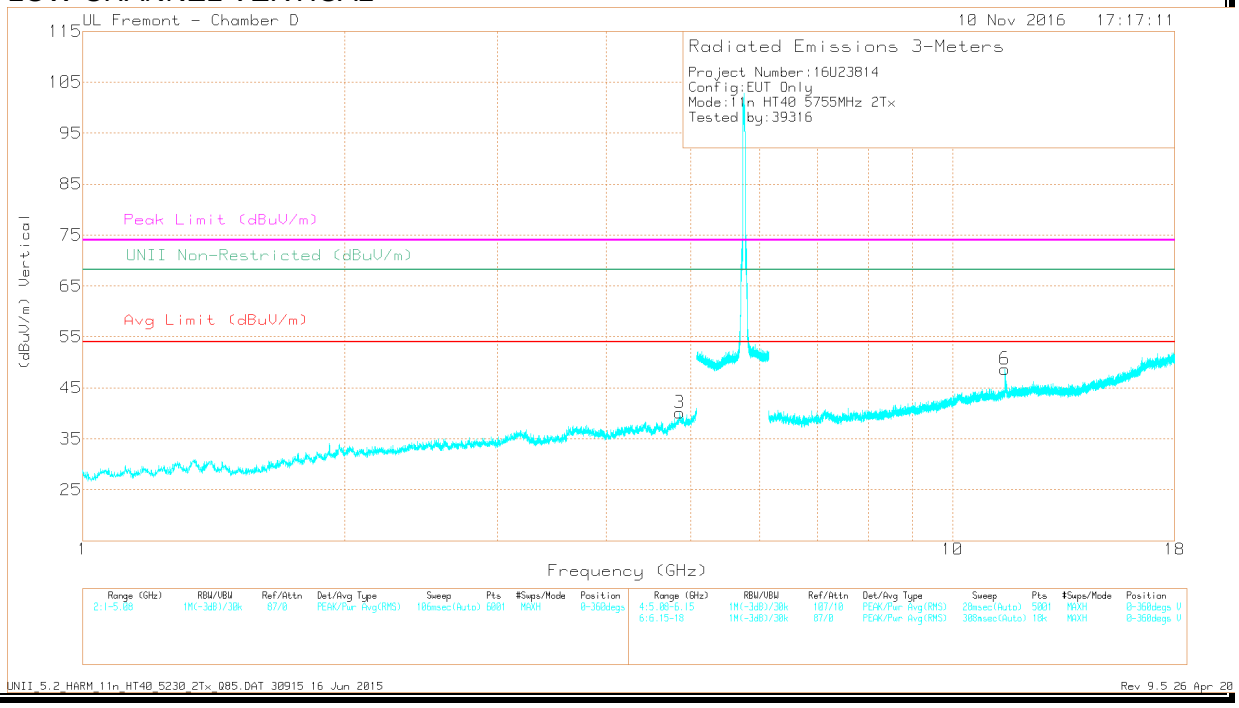

This report shall not be reproduced except in full, without the written approval of UL Verification Services Inc.

Markers	Frequency (GHz)	Meter Reading (dBuV)	Det	AF T712 (dB/m)	Amp/Cbl/Fltr/Pad (dB)	DC Corr (dB)	Corrected Reading (dBuV/m)	Avg Limit (dBuV/m)	Margin (dB)	Peak Limit (dBuV/m)	PK Margin (dB)	UNII Non-Restricted (dBuV/m)	PK Margin (dB)	Azimuth (Degs)	Height (cm)	Polarity
1	* 1.346	40.76	PK-U	28.9	-31.3	0	38.36	-	-	74	-35.64	-	-	267	161	H
	* 1.345	30.06	ADR	28.9	-31.3	.1	27.76	54	-26.24	-	-	-	-	267	161	H
2	* 3.774	38.27	PK-U	33.5	-28.6	0	43.17	-	-	74	-30.83	-	-	208	184	H
	* 3.774	27.94	ADR	33.5	-28.6	.1	32.94	54	-21.06	-	-	-	-	208	184	H
3	* 4.858	37.76	PK-U	34.1	-25.3	0	46.56	-	-	74	-27.44	-	-	179	213	V
	* 4.858	26.96	ADR	34.1	-25.3	.1	35.86	54	-18.14	-	-	-	-	179	213	V
4	6.198	41.11	PK-U	35.6	-26.2	0	50.51	-	-	-	-	68.2	-17.69	34	132	H
5	* 12.328	34.9	PK-U	39	-21	0	52.9	-	-	74	-21.1	-	-	84	154	H
	* 12.328	24.29	ADR	39	-21	.1	42.39	54	-11.61	-	-	-	-	84	154	H
6	* 11.493	38.04	PK-U	38.4	-21.2	0	55.24	-	-	74	-18.76	-	-	73	101	V
	* 11.511	26.98	ADR	38.4	-21.3	.1	44.18	54	-9.82	-	-	-	-	73	101	V

* - indicates frequency in CFR47 Pt 15 / IC RSS-Restricted Band
PK-U - U-NII: Maximum Peak
ADR - U-NII AD primary method, RMS average

UL VERIFICATION SERVICES INC. FORM NO: CCSUP4701J
47173 BENICIA STREET, FREMONT, CA 94538, USA TEL: (510) 771-1000 FAX: (510) 661-0888
This report shall not be reproduced except in full, without the written approval of UL Verification Services Inc.

HIGH CHANNEL HORIZONTAL

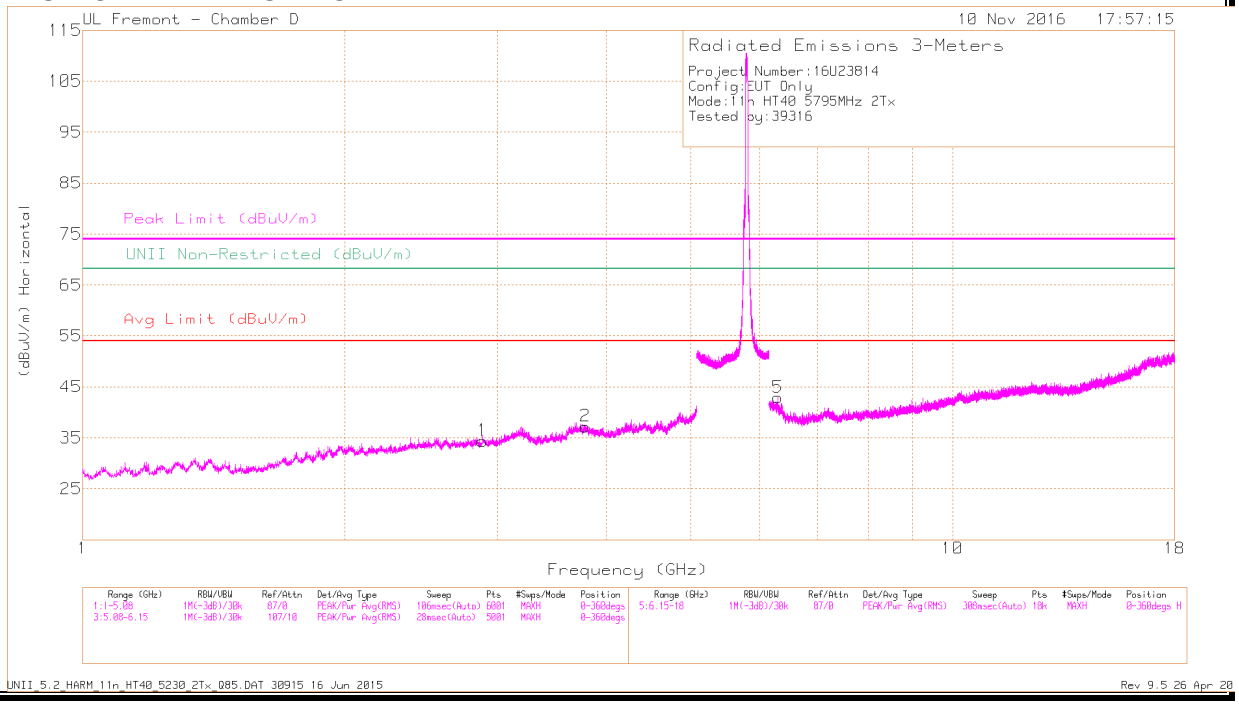

HIGH CHANNEL VERTICAL

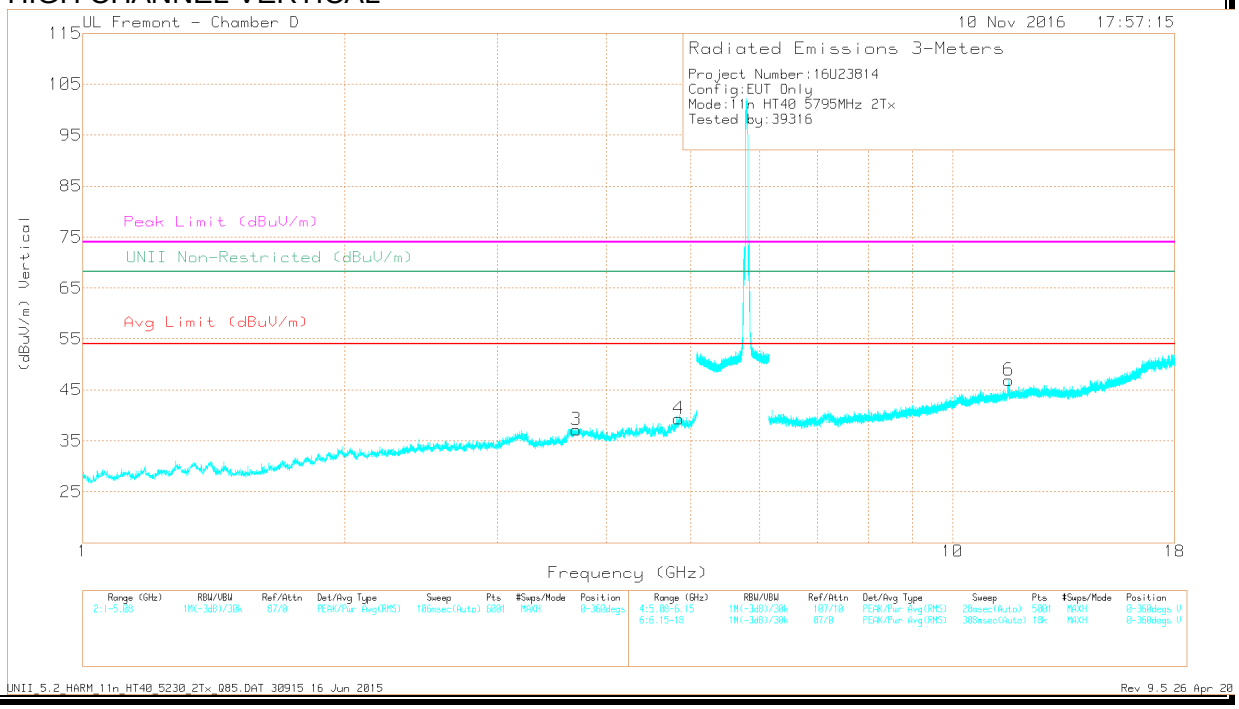

UL VERIFICATION SERVICES INC. FORM NO: CCSUP4701J
47173 BENICIA STREET, FREMONT, CA 94538, USA TEL: (510) 771-1000 FAX: (510) 661-0888
This report shall not be reproduced except in full, without the written approval of UL Verification Services Inc.

Markers	Frequency (GHz)	Meter Reading (dBuV)	Det	AF T712 (dB/m)	Amp/Cbl/Fltr/Pad (dB)	DC Corr (dB)	Corrected Reading (dBuV/m)	Avg Limit (dBuV/m)	Margin (dB)	Peak Limit (dBuV/m)	PK Margin (dB)	UNII Non-Restricted (dBuV/m)	PK Margin (dB)	Azimuth (Degs)	Height (cm)	Polarity
1	* 2.881	38.63	PK-U	32.3	-29	0	41.93	-	-	74	-32.07	-	-	47	123	H
	* 2.881	28.01	ADR	32.3	-29	.1	31.41	54	-22.59	-	-	-	-	47	123	H
2	* 3.783	38.97	PK-U	33.5	-28.5	0	43.97	-	-	74	-30.03	-	-	144	147	H
	* 3.783	27.91	ADR	33.5	-28.5	.1	33.01	54	-20.99	-	-	-	-	144	147	H
3	* 3.693	38.76	PK-U	33.5	-29	0	43.26	-	-	74	-30.74	-	-	120	166	V
	* 3.694	28.09	ADR	33.5	-29	.1	32.69	54	-21.31	-	-	-	-	120	166	V
4	* 4.844	36.7	PK-U	34.1	-25.9	0	44.9	-	-	74	-29.1	-	-	196	190	V
	* 4.844	26.81	ADR	34.1	-25.8	.1	35.21	54	-18.79	-	-	-	-	196	190	V
5	6.297	39.42	PK-U	35.6	-25.5	0	49.52	-	-	-	-	68.2	-18.68	34	140	H
6	* 11.59	38.44	PK-U	38.5	-21.1	0	55.84	-	-	74	-18.16	-	-	92	101	V
	* 11.59	26.82	ADR	38.5	-21.2	.1	44.22	54	-9.78	-	-	-	-	92	101	V

* - indicates frequency in CFR47 Pt 15 / IC RSS-Restricted Band
PK-U - U-NII: Maximum Peak
ADR - U-NII AD primary method, RMS average

UL VERIFICATION SERVICES INC. FORM NO: CCSUP4701J
47173 BENICIA STREET, FREMONT, CA 94538, USA TEL: (510) 771-1000 FAX: (510) 661-0888
This report shall not be reproduced except in full, without the written approval of UL Verification Services Inc.

9.2.43. 11ac HT80 ANTENNA A SISO MODE IN THE 5.8GHz BAND

RESTRICTED BANDEDGE (LOW CHANNEL)

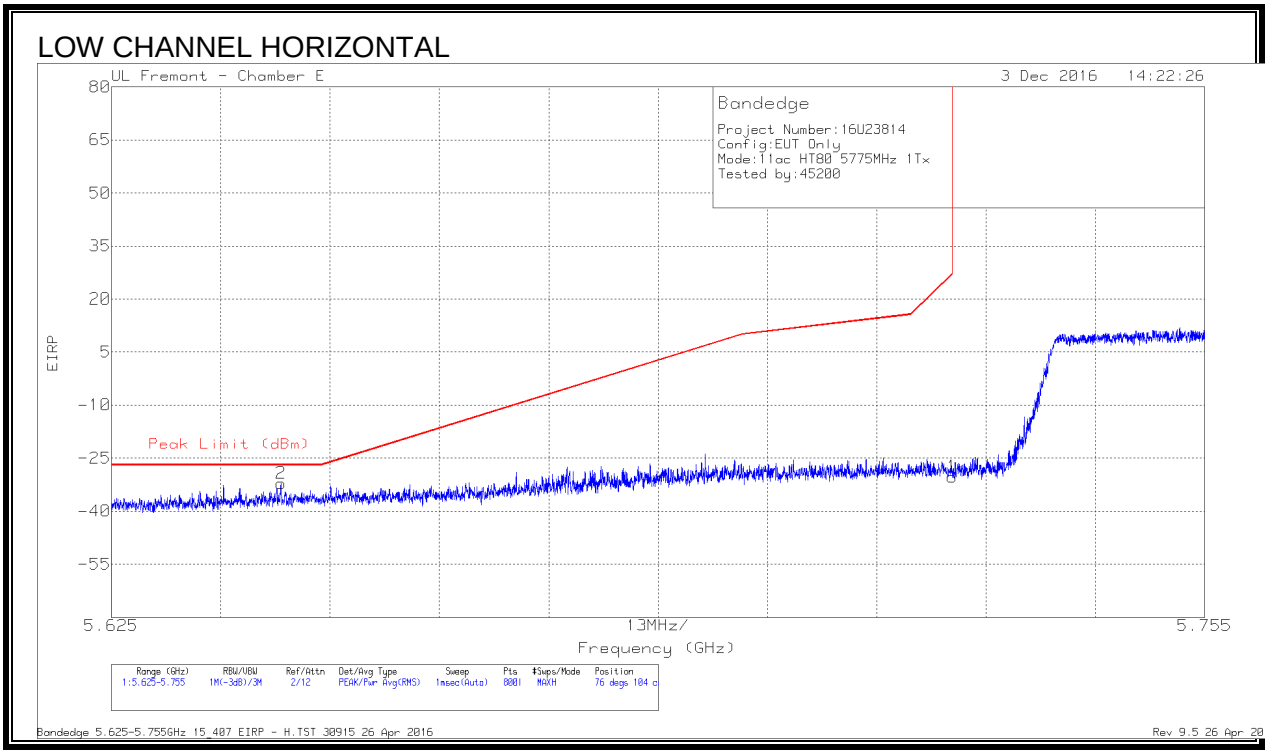

Marker	Frequency (GHz)	Meter Reading (dBm)	Det	AF T711 (dB/m)	Amp/Cbl/ Fltr/Pad (dB)	Conversion Factor (dB)	Corrected Reading EIRP	Peak Limit (dBm)	PK Margin (dB)	Azimuth (Degs)	Height (cm)	Polarity
1	5.725	-57.41	Pk	34.9	-19.6	11.8	-30.31	26.97	-57.28	76	104	H
2	5.645	-59.3	Pk	34.8	-19.5	11.8	-32.2	-27	-5.2	76	104	H

Pk - Peak detector

This report shall not be reproduced except in full, without the written approval of UL Verification Services Inc.

LOW CHANNEL VERTICAL

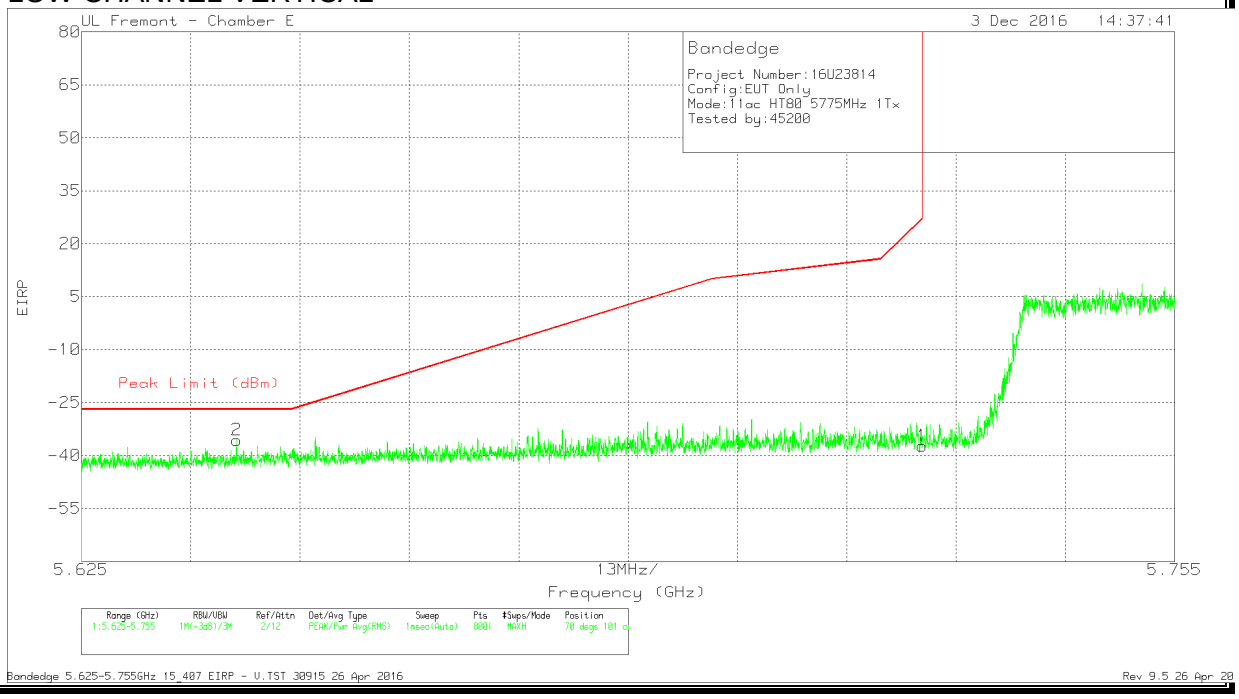

Marker	Frequency (GHz)	Meter Reading (dBm)	Det	AF T711 (dB/m)	Amp/Cbl/ Fltr/Pad (dB)	Conversion Factor (dB)	Corrected Reading EIRP	Peak Limit (dBm)	PK Margin (dB)	Azimuth (Degs)	Height (cm)	Polarity
1	5.725	-64.38	Pk	34.9	-19.6	11.8	-37.28	26.97	-64.25	70	101	V
2	5.643	-62.79	Pk	34.8	-19.5	11.8	-35.69	-27	-8.69	70	101	V

Pk - Peak detector

UL VERIFICATION SERVICES INC. FORM NO: CCSUP4701J
47173 BENICIA STREET, FREMONT, CA 94538, USA TEL: (510) 771-1000 FAX: (510) 661-0888
This report shall not be reproduced except in full, without the written approval of UL Verification Services Inc.

AUTHORIZED BANDEDGE (HIGH CHANNEL)

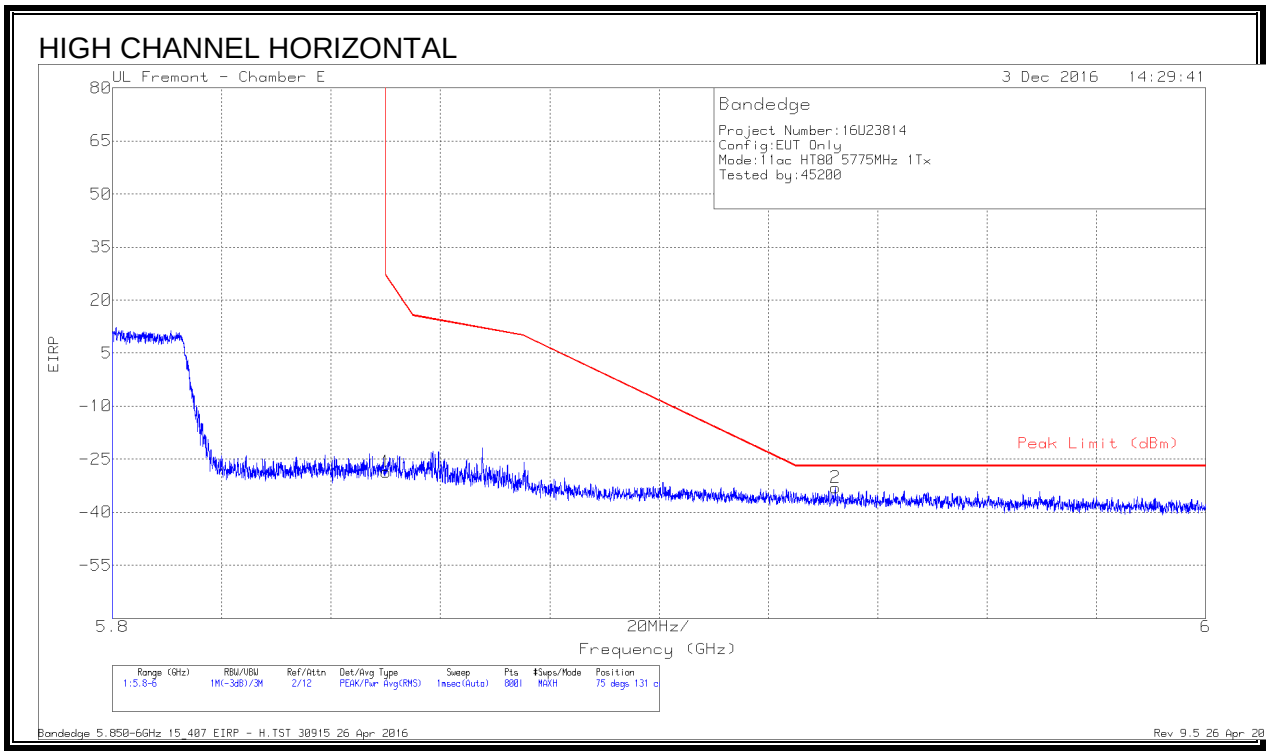

Marker	Frequency (GHz)	Meter Reading (dBm)	Det	AF T711 (dB/m)	Amp/Cbl/ Fltr/Pad (dB)	Conversion Factor (dB)	Corrected Reading EIRP	Peak Limit (dBm)	PK Margin (dB)	Azimuth (Degs)	Height (cm)	Polarity
1	5.85	-55.86	Pk	34.9	-19.5	11.8	-28.66	26.94	-55.6	75	131	H
2	5.932	-60.64	Pk	35	-19.2	11.8	-33.04	-27	-6.04	75	131	H

Pk - Peak detector

UL VERIFICATION SERVICES INC. FORM NO: CCSUP4701J
47173 BENICIA STREET, FREMONT, CA 94538, USA TEL: (510) 771-1000 FAX: (510) 661-0888
This report shall not be reproduced except in full, without the written approval of UL Verification Services Inc.

HIGH CHANNEL VERTICAL

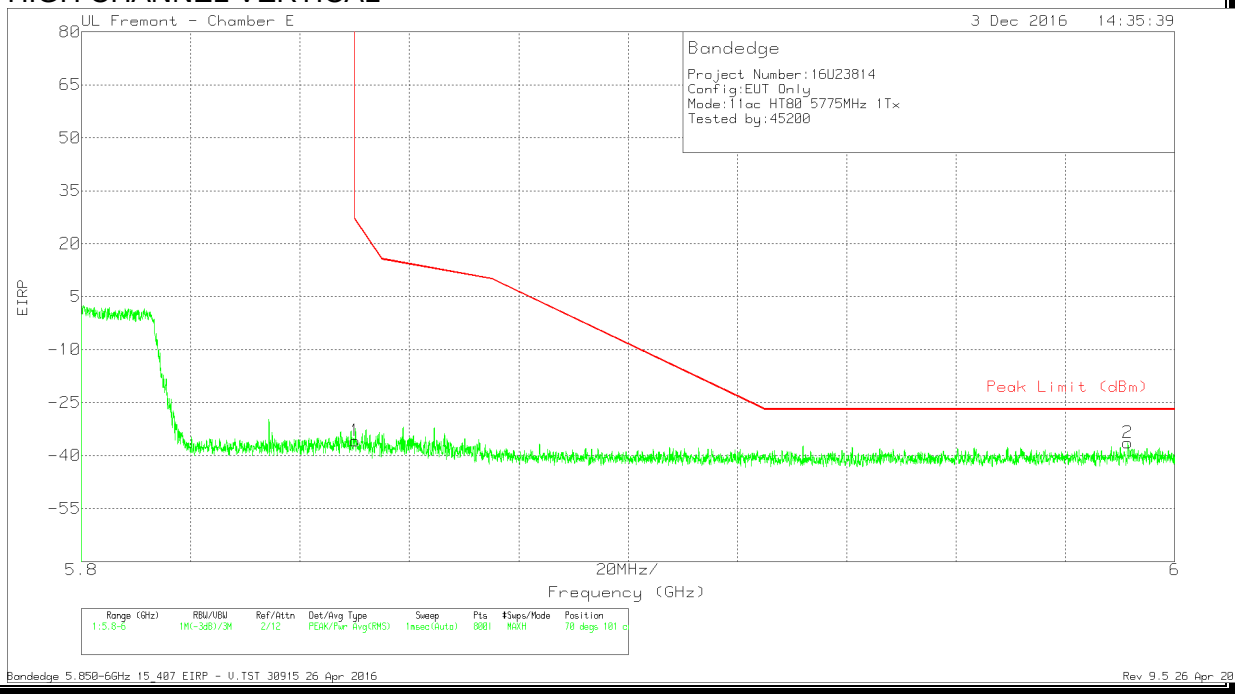

Marker	Frequency (GHz)	Meter Reading (dBm)	Det	AF T711 (dB/m)	Amp/Cbl /Fltr/Pad (dB)	Conversion Factor (dB)	Corrected Reading EIRP	Peak Limit (dBm)	PK Margin (dB)	Azimuth (Degs)	Height (cm)	Polarity
1	5.85	-62.98	Pk	34.9	-19.5	11.8	-35.78	26.94	-62.72	70	101	V
2	5.991	-64.56	Pk	35.1	-18.7	11.8	-36.36	-27	-9.36	70	101	V

Pk - Peak detector

UL VERIFICATION SERVICES INC. FORM NO: CCSUP4701J
47173 BENICIA STREET, FREMONT, CA 94538, USA TEL: (510) 771-1000 FAX: (510) 661-0888
This report shall not be reproduced except in full, without the written approval of UL Verification Services Inc.

HARMONICS AND SPURIOUS EMISSIONS

LOW CHANNEL HORIZONTAL

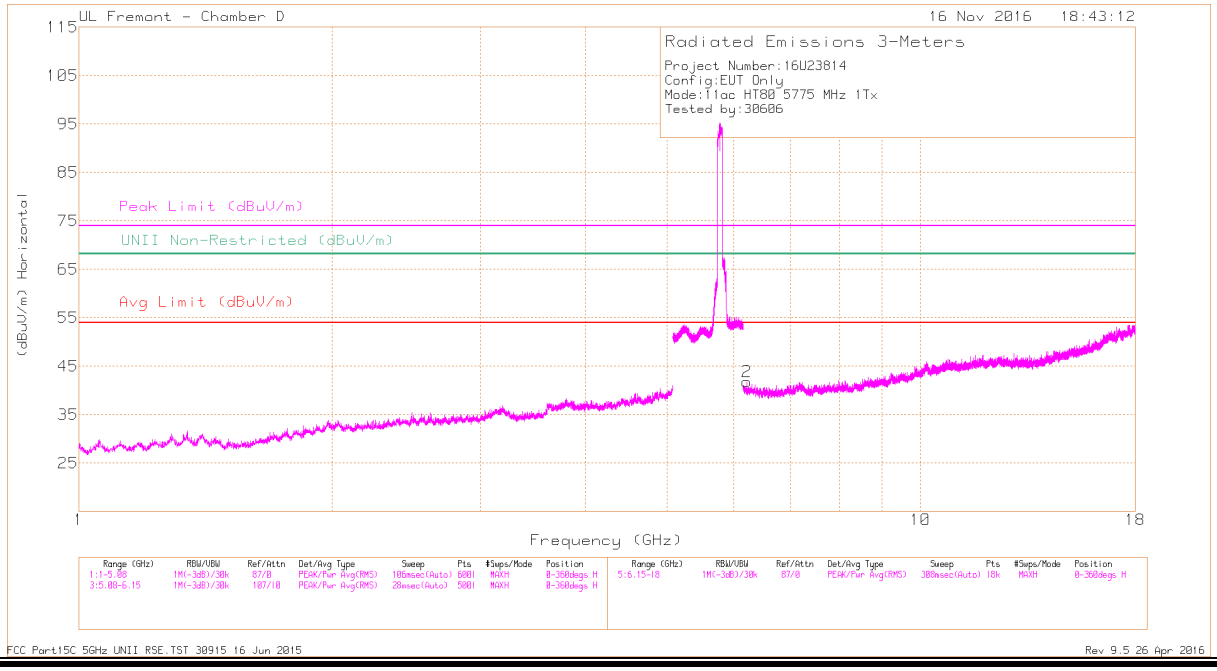

LOW CHANNEL VERTICAL

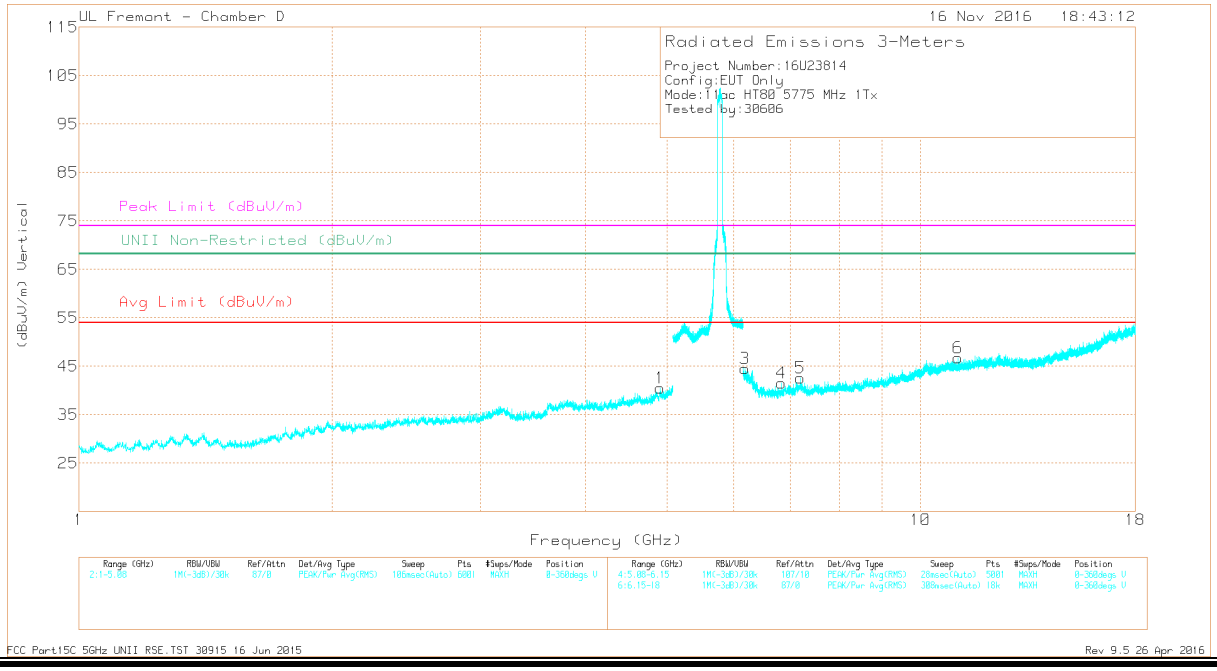

This report shall not be reproduced except in full, without the written approval of UL Verification Services Inc.

Marker	Frequency (GHz)	Meter Reading (dBuV)	Det	AF T712 (dB/m)	Amp/Cbl/Fltr/Pad (dB)	Ant Gain [dBi]	DC Corr (dB)	Corrected Reading (dBuV/m)	Avg Limit (dBuV/m)	Margin (dB)	Peak Limit (dBuV/m)	PK Margin (dB)	UNII Non-Restricted (dBuV/m)	PK Margin (dB)	Azimuth (Degs)	Height (cm)	Polarity
1	* 4.905	37.96	PK-U	34.1	-25.7	0	0	46.36	-	-	74	-27.64	-	-	279	321	V
	* 4.906	27.7	ADR	34.1	-25.8	0	.21	36.21	54	-17.79	-	-	-	-	279	321	V
2	6.223	37.92	PK-U	35.6	-26.3	0	0	47.22	-	-	-	-	68.2	-20.98	298	194	H
3	6.187	42.8	PK-U	35.5	-26.2	0	0	52.1	-	-	-	-	68.2	-16.1	296	125	V
4	6.837	37.04	PK-U	35.7	-25.7	0	0	47.04	-	-	-	-	68.2	-21.16	124	125	V
5	7.192	36.06	PK-U	35.7	-23.4	0	0	48.36	-	-	-	-	68.2	-19.84	167	161	V
6	* 11.08	34.92	PK-U	38	-21	0	0	51.92	-	-	74	-22.08	-	-	208	384	V
	* 11.08	24.26	ADR	38	-21	0	.21	41.47	54	-12.53	-	-	-	-	208	384	V

* - indicates frequency in CFR47 Pt 15 / IC RSS-Restricted Band
PK-U - U-NII: Maximum Peak
ADR - U-NII AD primary method, RMS average

This report shall not be reproduced except in full, without the written approval of UL Verification Services Inc.

9.2.44. 11ac HT80 ANTENNA B SISO MODE IN THE 5.8GHz BAND

RESTRICTED BANDEDGE (LOW CHANNEL)

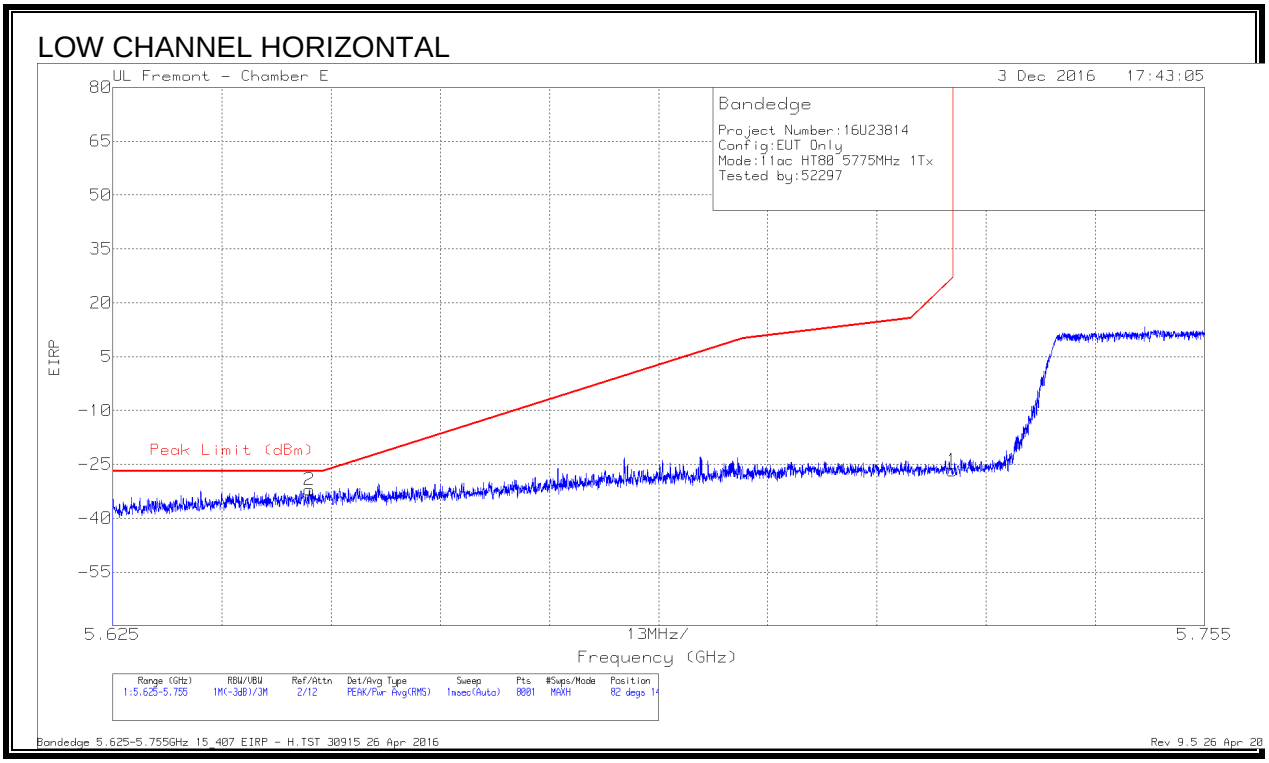

Marker	Frequency (GHz)	Meter Reading (dBm)	Det	AF T711 (dB/m)	Amp/Cbl/Fltr/Pad (dB)	Conversion Factor (dB)	DC Corr (dB)	Corrected Reading EIRP	Peak Limit (dBm)	PK Margin (dB)	Azimuth (Degs)	Height (cm)	Polarity
1	5.725	-53.79	Pk	34.9	-19.6	11.8	0	-26.69	26.97	-53.66	82	149	H
2	5.648	-59.19	Pk	34.8	-19.5	11.8	0	-32.09	-27	-5.09	82	149	H

Pk - Peak detector

UL VERIFICATION SERVICES INC. FORM NO: CCSUP4701J
47173 BENICIA STREET, FREMONT, CA 94538, USA TEL: (510) 771-1000 FAX: (510) 661-0888
This report shall not be reproduced except in full, without the written approval of UL Verification Services Inc.

LOW CHANNEL VERTICAL

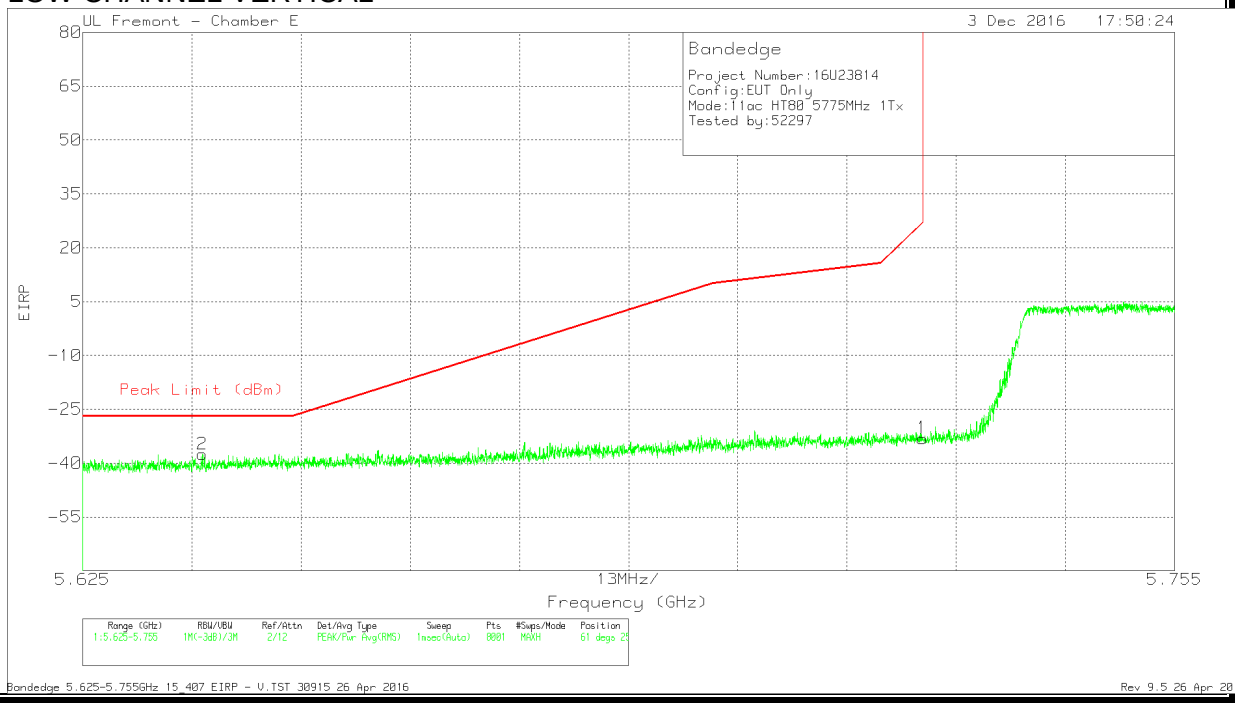

Marker	Frequency (GHz)	Meter Reading (dBm)	Det	AF T711 (dB/m)	Amp/Cbl/Fltr/Pad (dB)	Conversion Factor (dB)	DC Corr (dB)	Corrected Reading EIRP	Peak Limit (dBm)	PK Margin (dB)	Azimuth (Degs)	Height (cm)	Polarity
1	5.725	-60.2	Pk	34.9	-19.6	11.8	0	-33.1	26.97	-60.07	61	258	V
2	5.639	-64.61	Pk	34.8	-19.5	11.8	0	-37.51	-27	-10.51	61	258	V

Pk - Peak detector

This report shall not be reproduced except in full, without the written approval of UL Verification Services Inc.

AUTHORIZED BANDEDGE (HIGH CHANNEL)

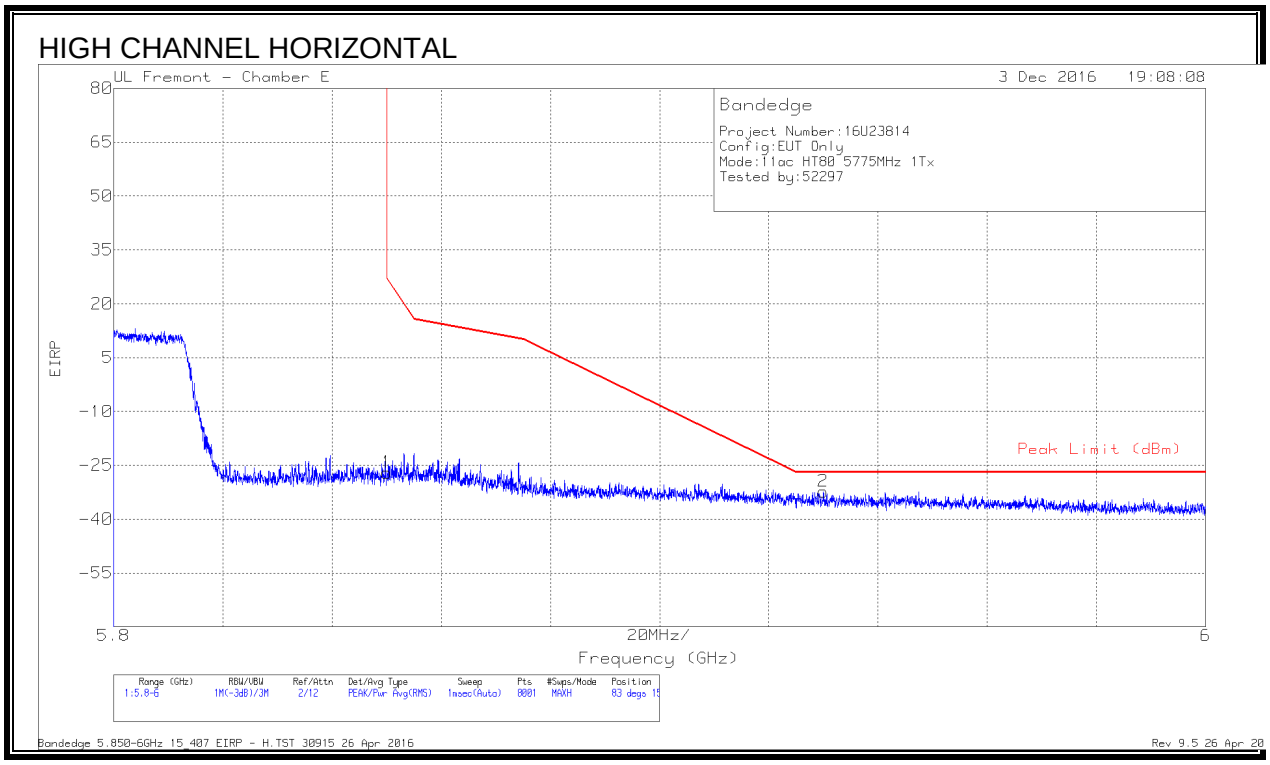

Marker	Frequency (GHz)	Meter Reading (dBm)	Det	AF T711 (dB/m)	Amp/Cbl/Fltr/Pad (dB)	Conversion Factor (dB)	DC Corr (dB)	Corrected Reading EIRP	Peak Limit (dBm)	PK Margin (dB)	Azimuth (Degs)	Height (cm)	Polarity
1	5.85	-54.26	Pk	34.9	-19.5	11.8	0	-27.06	26.94	-54	83	152	H
2	5.93	-59.83	Pk	35	-19.3	11.8	0	-32.33	-27	-5.33	83	152	H

Pk - Peak detector
Bandedge 5.850-6GHz 15_407

This report shall not be reproduced except in full, without the written approval of UL Verification Services Inc.