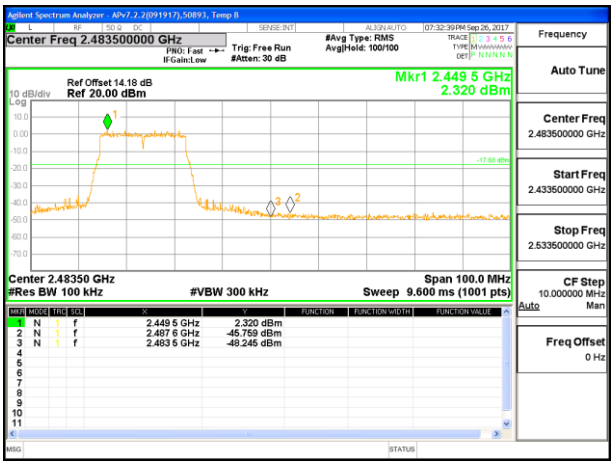

HIGH CHANNEL 10 BANDEDGE WF4

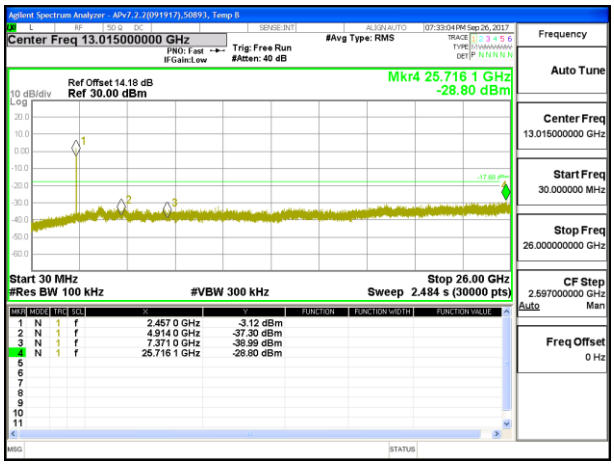

OUT-OF-BAND HIGH CHANNEL 10 WF4

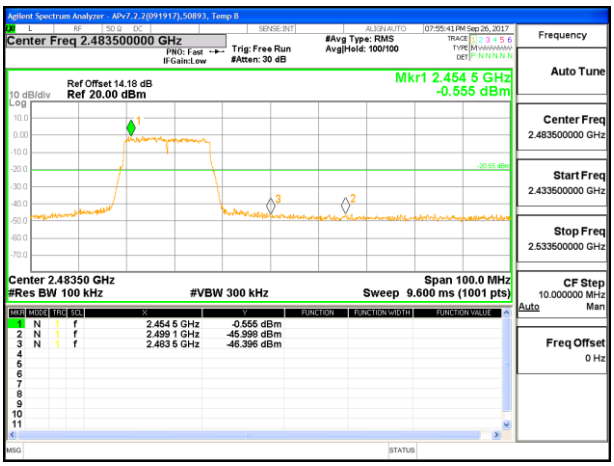

HIGH CHANNEL 11 BANDEDGE WF4

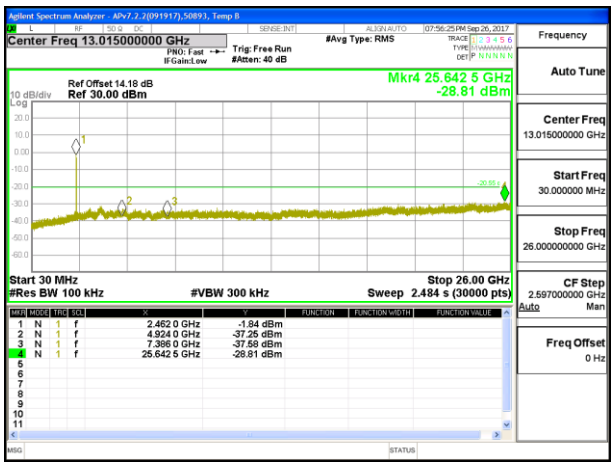

OUT-OF-BAND HIGH CHANNEL 11 WF4

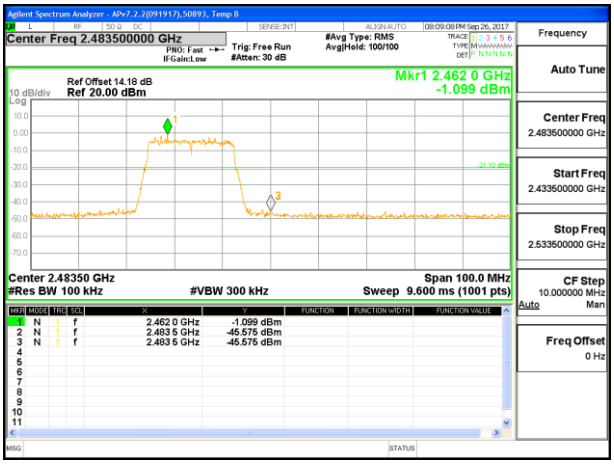

HIGH CHANNEL 12 BANDEDGE WF4

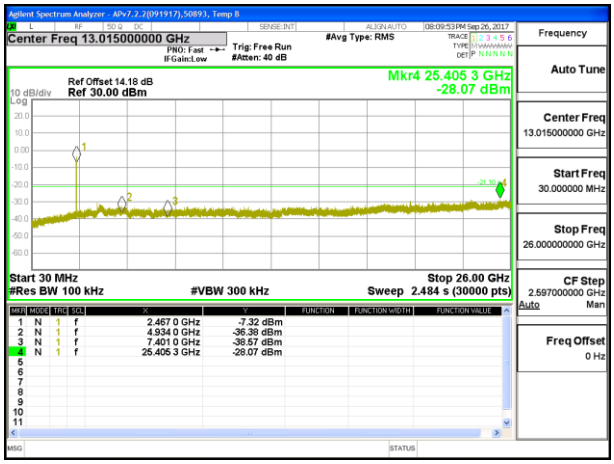

OUT-OF-BAND HIGH CHANNEL 12 WF4

UL VERIFICATION SERVICES INC.
47173 BENICIA STREET, FREMONT, CA 94538, USA TEL: (510) 771-1000 FAX: (510) 661-0888
This report shall not be reproduced except in full, without the written approval of UL Verification Services Inc.

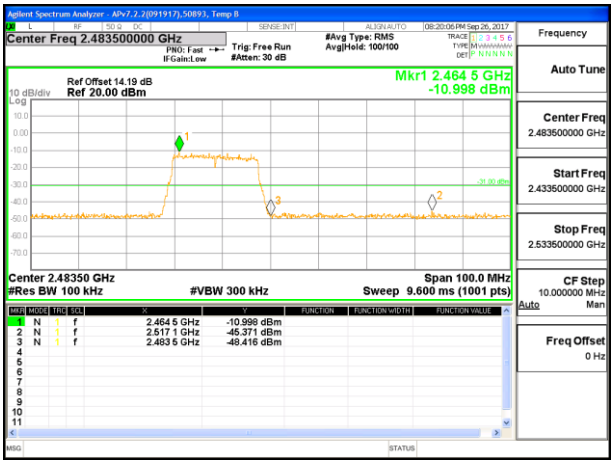

HIGH CHANNEL 13 BANDEDGE WF4

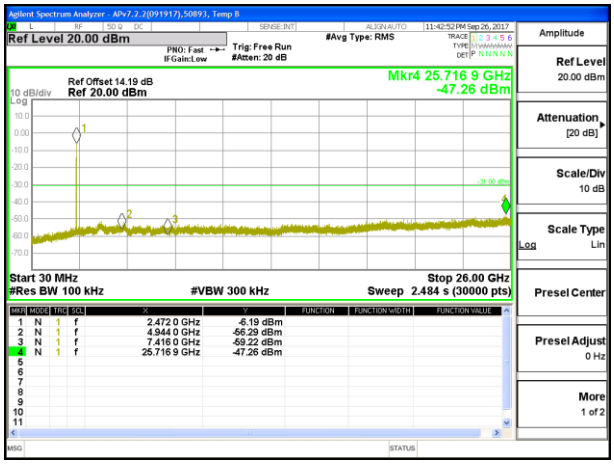

OUT-OF-BAND HIGH CHANNEL 13 WF4

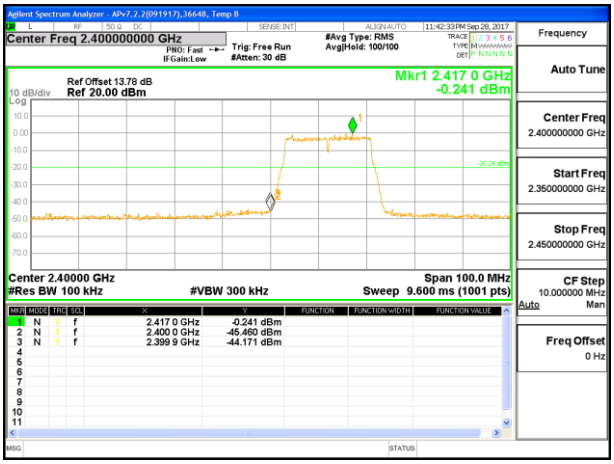

LOW CHANNEL 1 BANDEDGE WF3

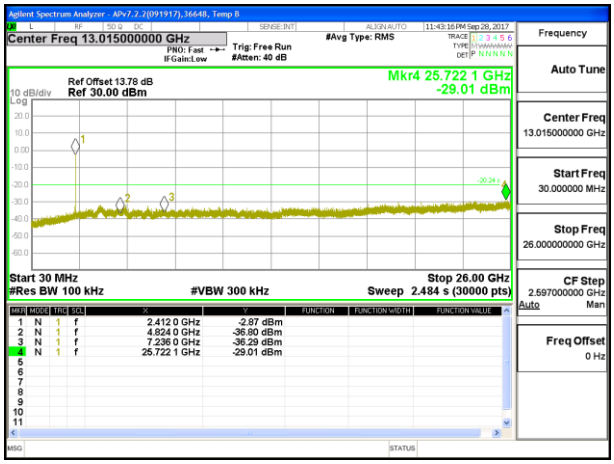

OUT-OF-BAND LOW CHANNEL 1 WF3

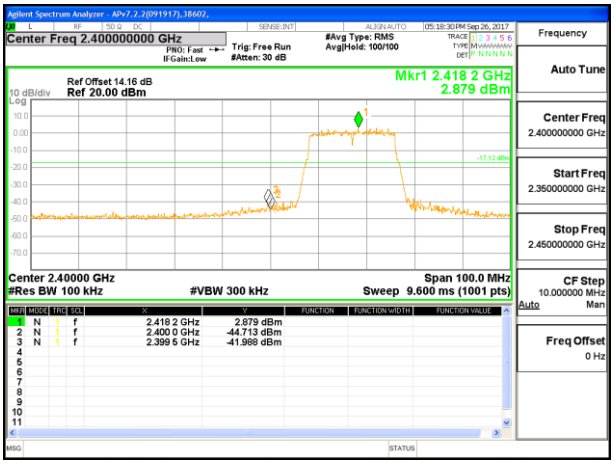

LOW CHANNEL 2 BANDEDGE WF3

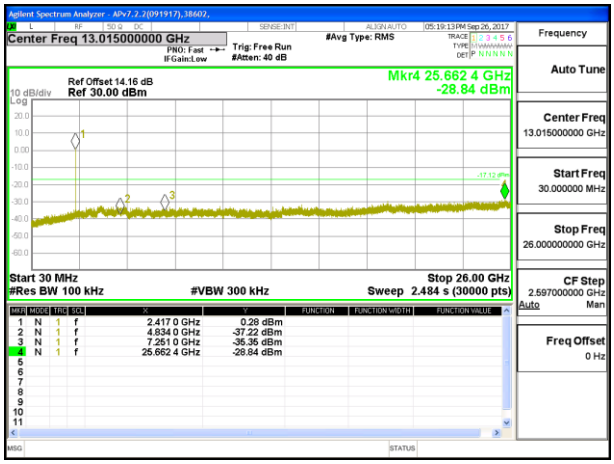

OUT-OF-BAND LOW CHANNEL 2 WF3

UL VERIFICATION SERVICES INC.
47173 BENICIA STREET, FREMONT, CA 94538, USA TEL: (510) 771-1000 FAX: (510) 661-0888
This report shall not be reproduced except in full, without the written approval of UL Verification Services Inc.

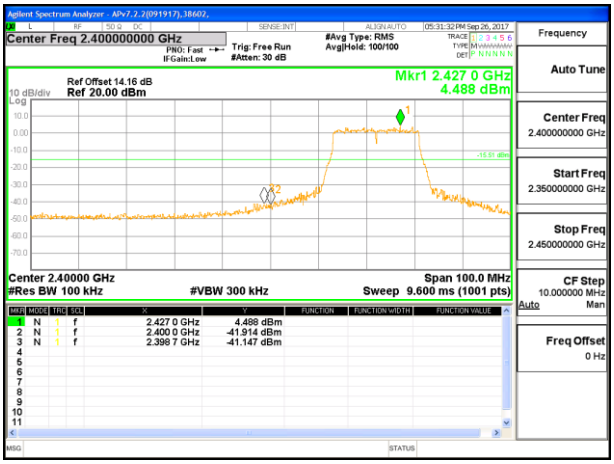

LOW CHANNEL 3 BANDEDGE WF3

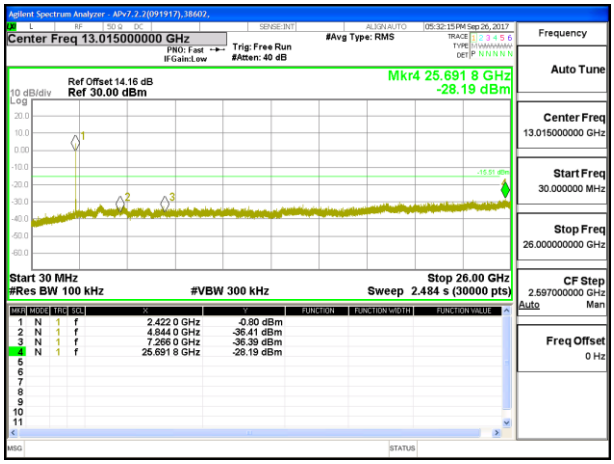

OUT-OF-BAND LOW CHANNEL 3 WF3

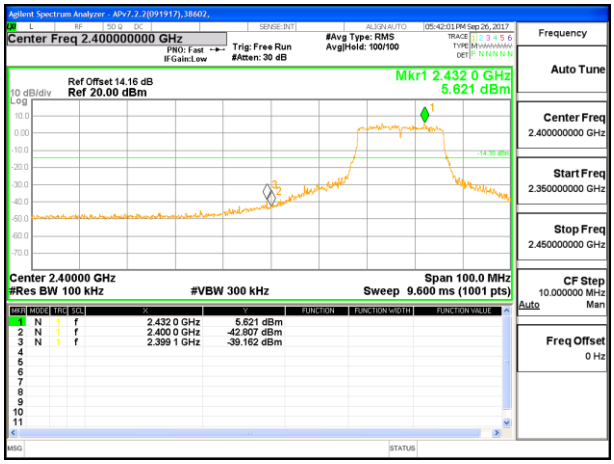

LOW CHANNEL 4 BANDEDGE WF3

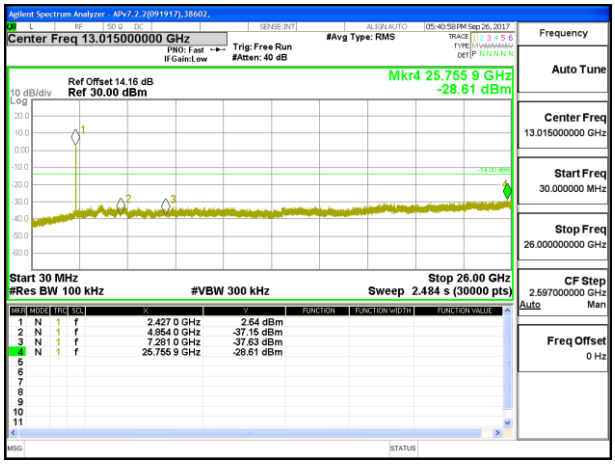

OUT-OF-BAND LOW CHANNEL 4 WF3

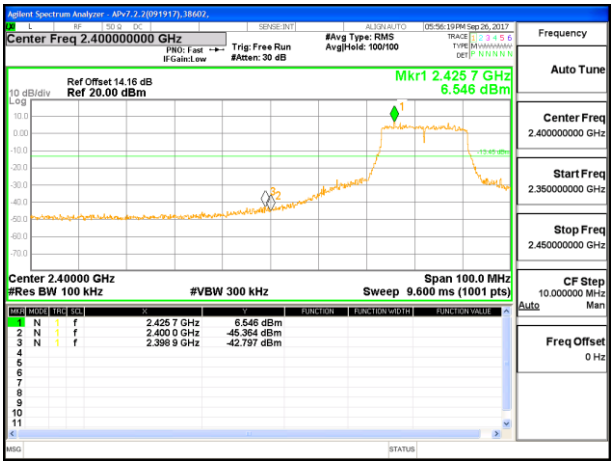

LOW CHANNEL 5 BANDEDGE WF3

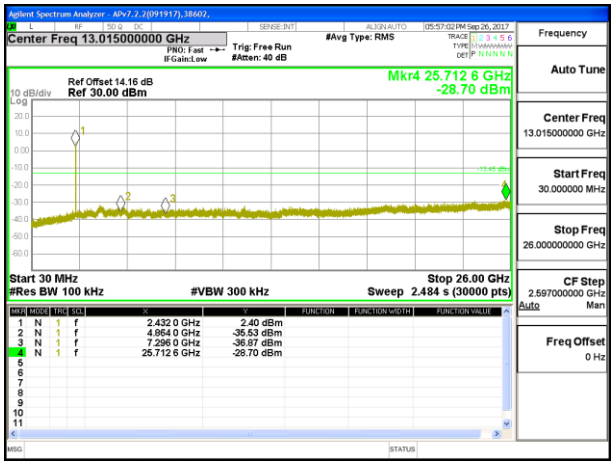

OUT-OF-BAND LOW CHANNEL 5 WF3

UL VERIFICATION SERVICES INC.
47173 BENICIA STREET, FREMONT, CA 94538, USA TEL: (510) 771-1000 FAX: (510) 661-0888
This report shall not be reproduced except in full, without the written approval of UL Verification Services Inc.

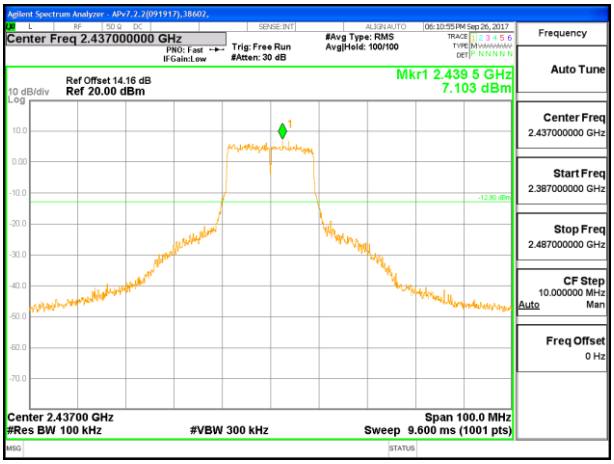

IN-BAND REFERENCE LEVEL WF3

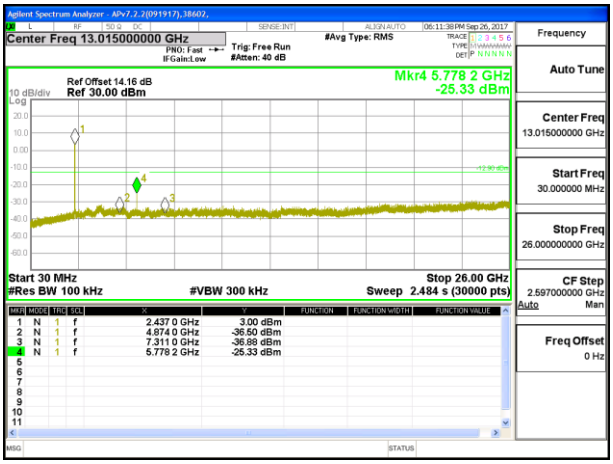

OUT-OF-BAND MID CHANNEL WF3

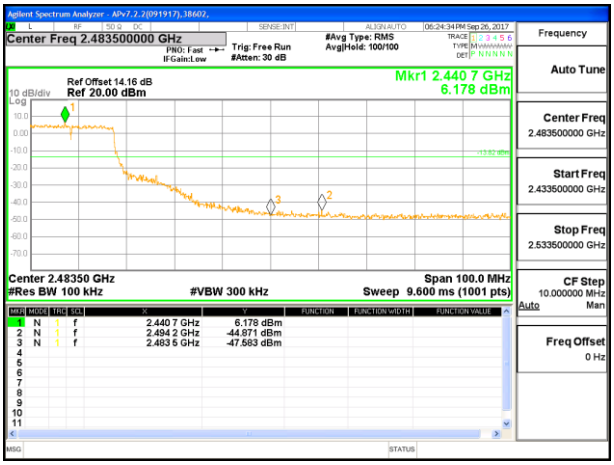

HIGH CHANNEL 7 BANDEDGE WF3

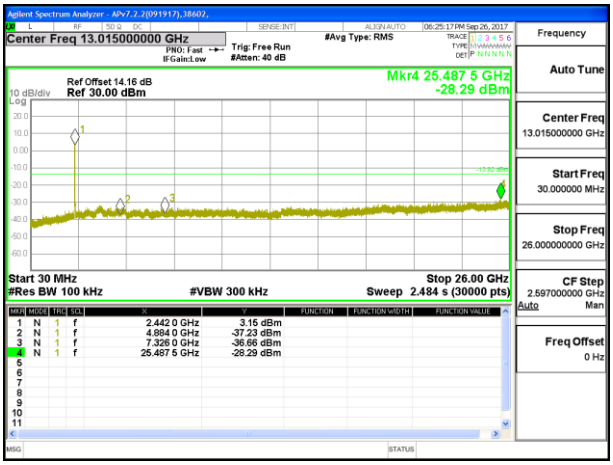

OUT-OF-BAND HIGH CHANNEL 7 WF3

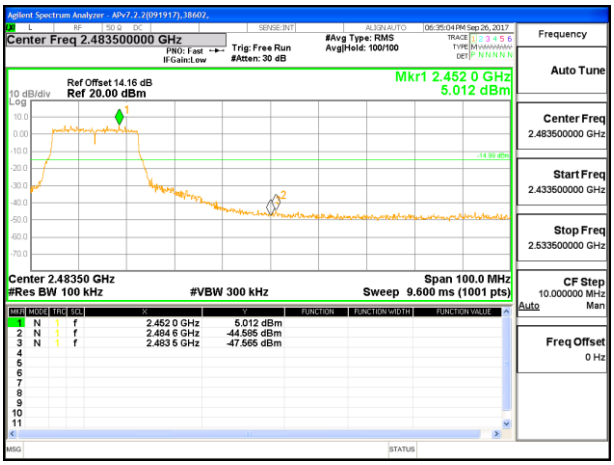

HIGH CHANNEL 8 BANDEDGE WF3

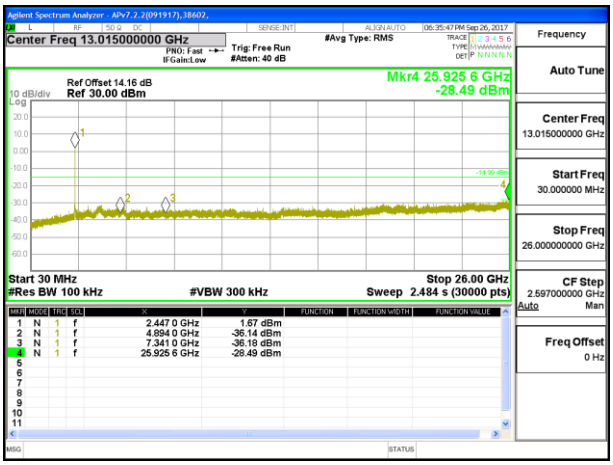

OUT-OF-BAND HIGH CHANNEL 8 WF3

UL VERIFICATION SERVICES INC.
47173 BENICIA STREET, FREMONT, CA 94538, USA TEL: (510) 771-1000 FAX: (510) 661-0888
This report shall not be reproduced except in full, without the written approval of UL Verification Services Inc.

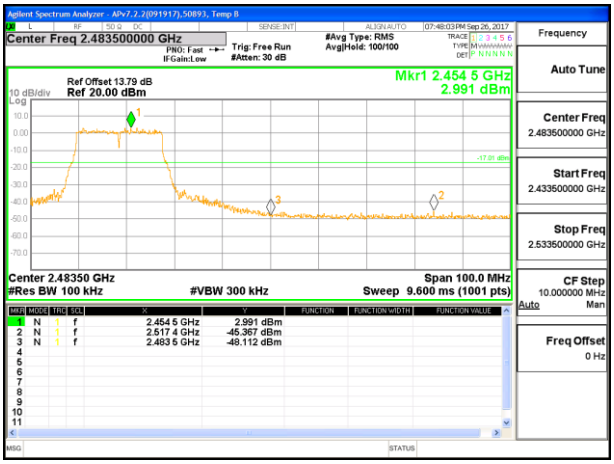

HIGH CHANNEL 9 BANDEDGE WF3

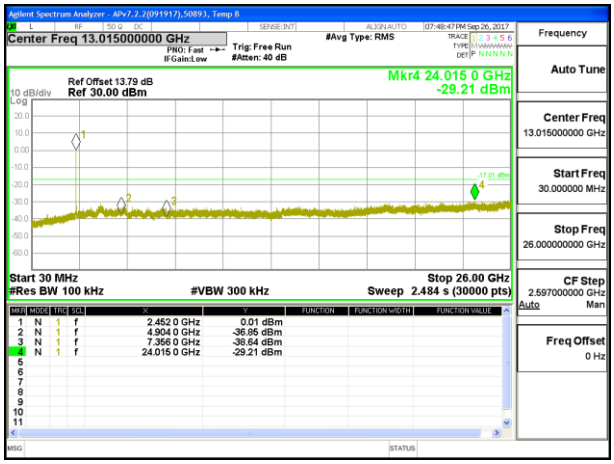

OUT-OF-BAND HIGH CHANNEL 9 WF3

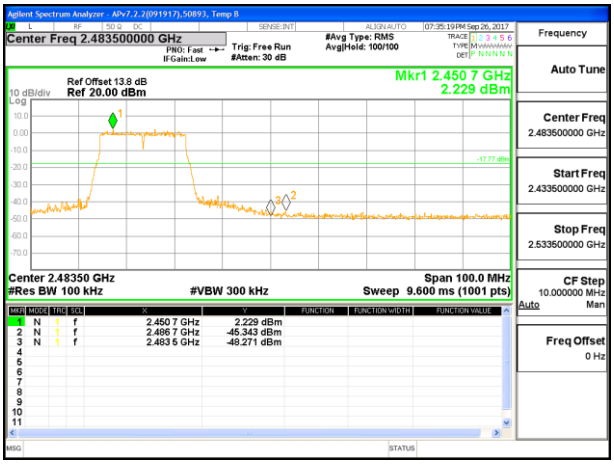

HIGH CHANNEL 10 BANDEDGE WF3

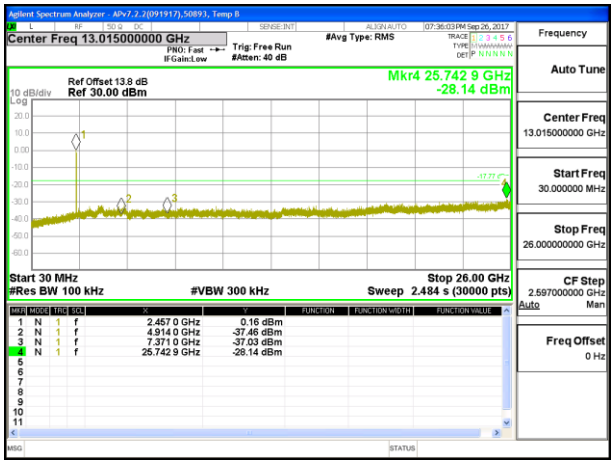

OUT-OF-BAND HIGH CHANNEL 10 WF3

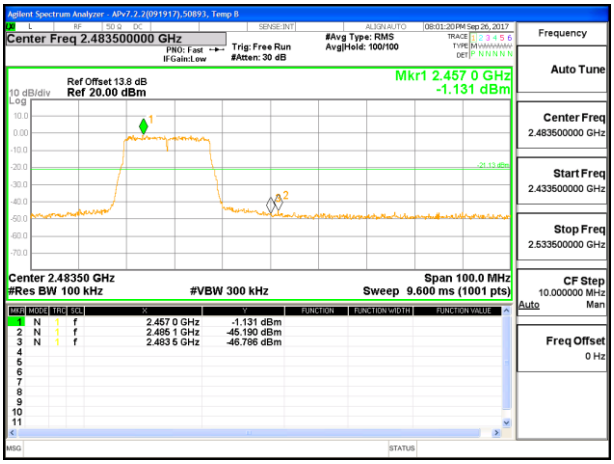

HIGH CHANNEL 11 BANDEDGE WF3

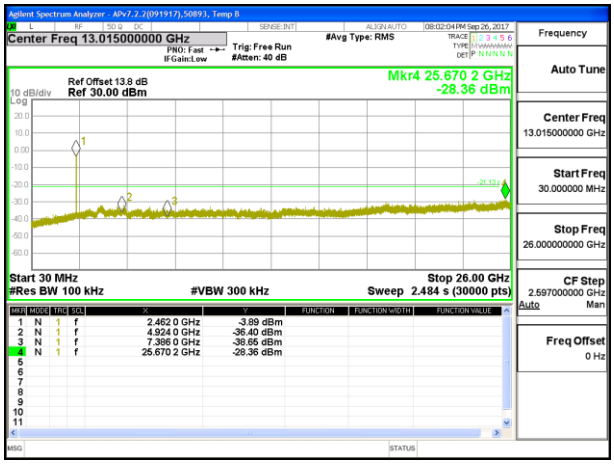

OUT-OF-BAND HIGH CHANNEL 11 WF3

UL VERIFICATION SERVICES INC.
47173 BENICIA STREET, FREMONT, CA 94538, USA TEL: (510) 771-1000 FAX: (510) 661-0888
This report shall not be reproduced except in full, without the written approval of UL Verification Services Inc.

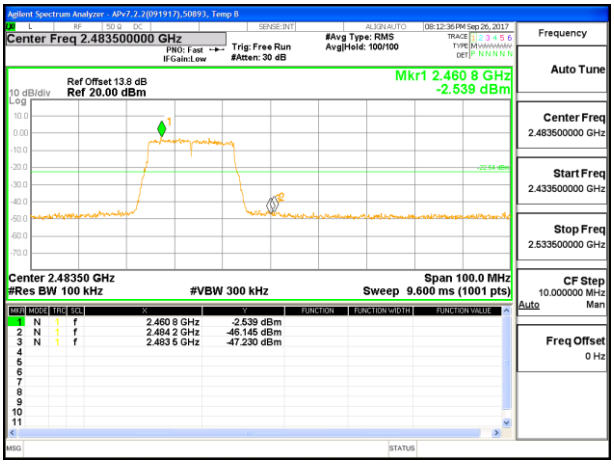

HIGH CHANNEL 12 BANDEDGE WF3

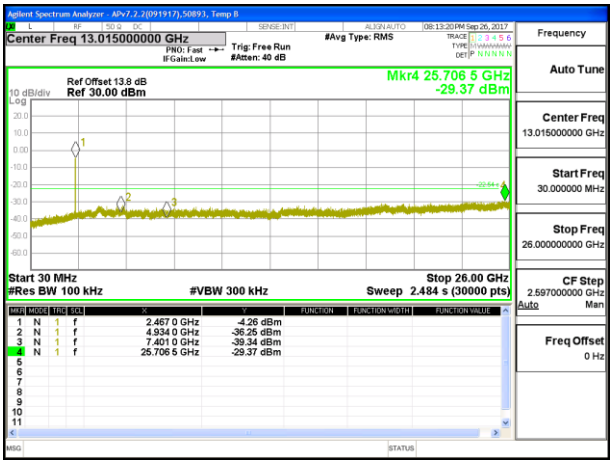

OUT-OF-BAND HIGH CHANNEL 12 WF3

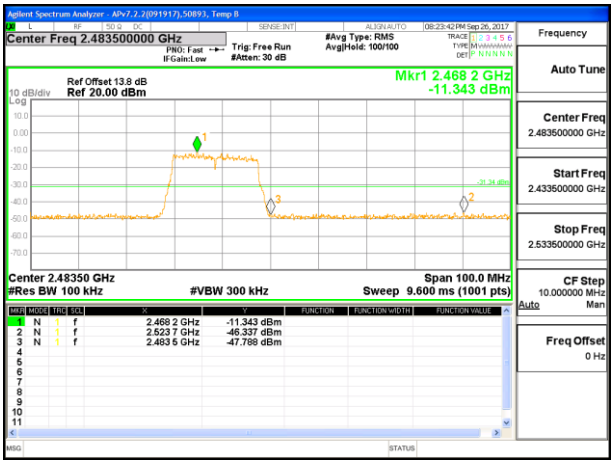

HIGH CHANNEL 13 BANDEDGE WF3

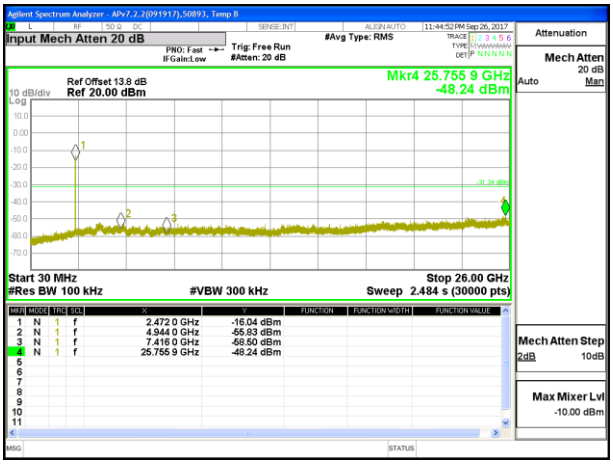

OUT-OF-BAND HIGH CHANNEL 13 WF3

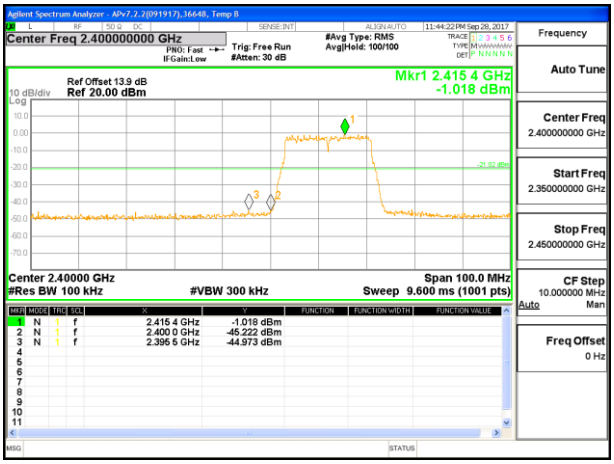

LOW CHANNEL 1 BANDEDGE WF2

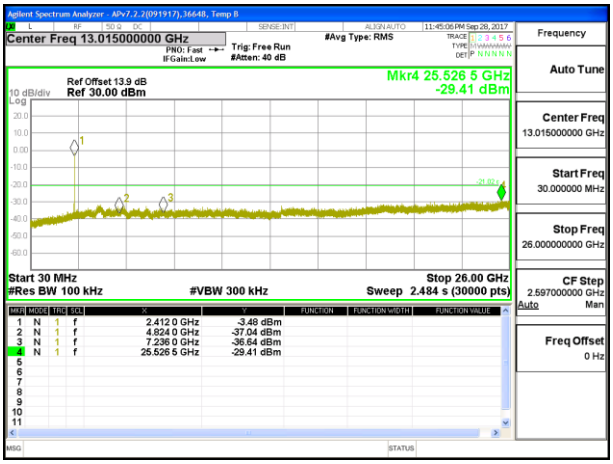

OUT-OF-BAND LOW CHANNEL 1 WF2

UL VERIFICATION SERVICES INC.
47173 BENICIA STREET, FREMONT, CA 94538, USA TEL: (510) 771-1000 FAX: (510) 661-0888
This report shall not be reproduced except in full, without the written approval of UL Verification Services Inc.

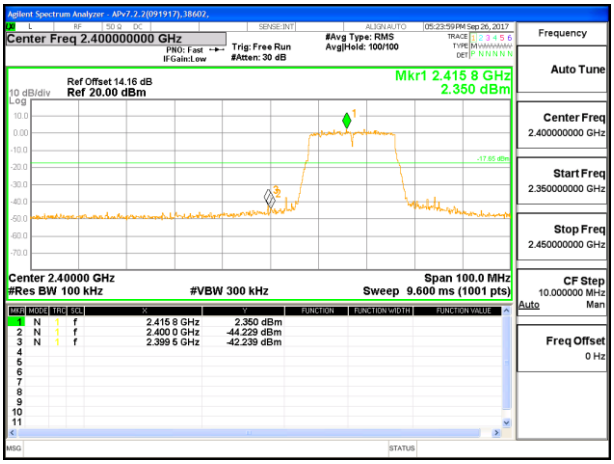

LOW CHANNEL 2 BANDEDGE WF2

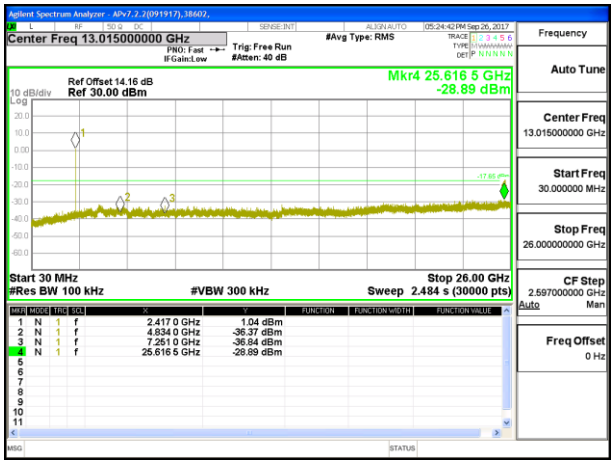

OUT-OF-BAND LOW CHANNEL 2 WF2

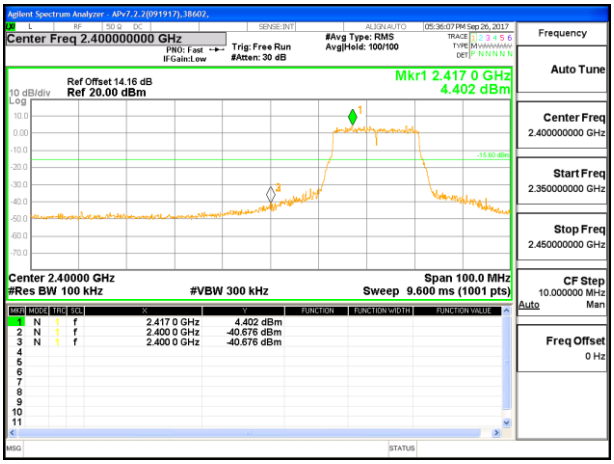

LOW CHANNEL 3 BANDEDGE WF2

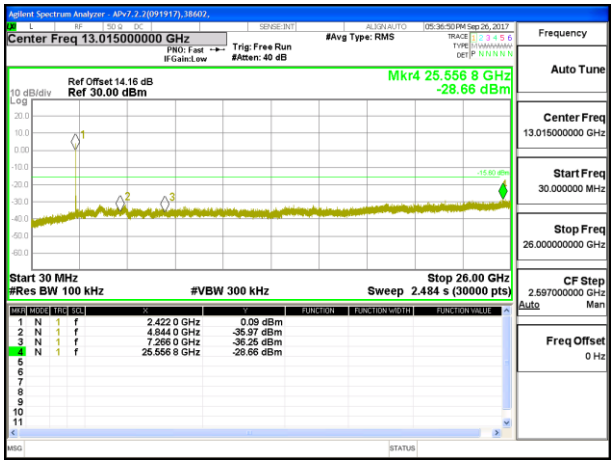

OUT-OF-BAND LOW CHANNEL 3 WF2

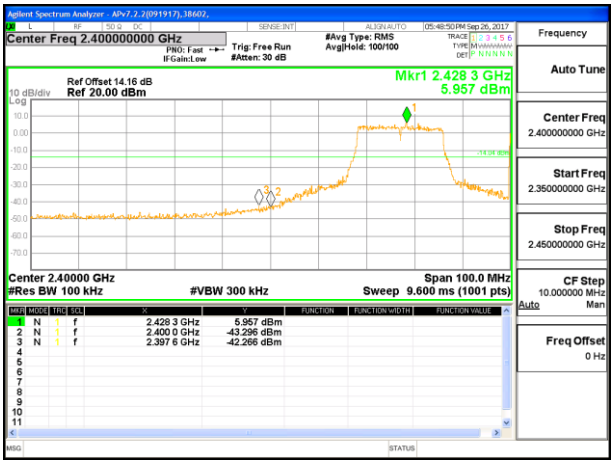

LOW CHANNEL 4 BANDEDGE WF2

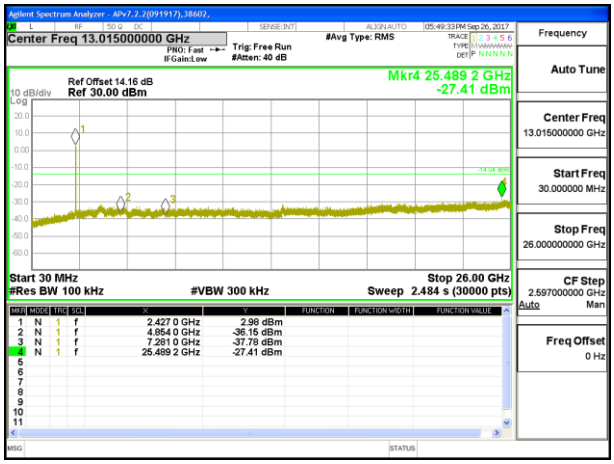

OUT-OF-BAND LOW CHANNEL 4 WF2

UL VERIFICATION SERVICES INC.
47173 BENICIA STREET, FREMONT, CA 94538, USA TEL: (510) 771-1000 FAX: (510) 661-0888
This report shall not be reproduced except in full, without the written approval of UL Verification Services Inc.

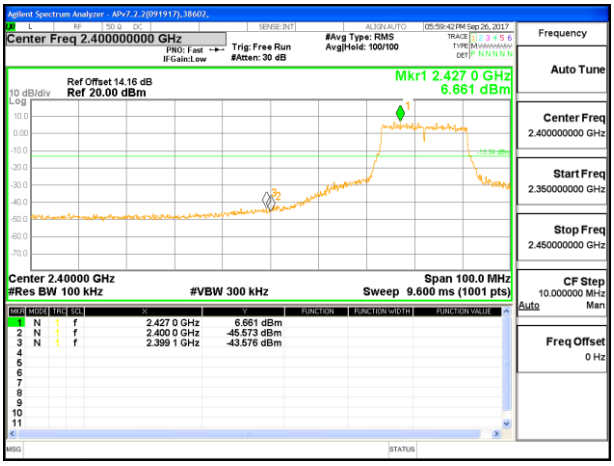

LOW CHANNEL 5 BANDEDGE WF2

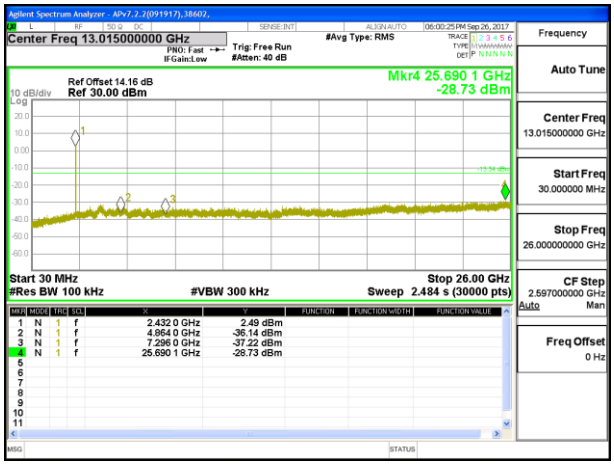

OUT-OF-BAND LOW CHANNEL 5 WF2

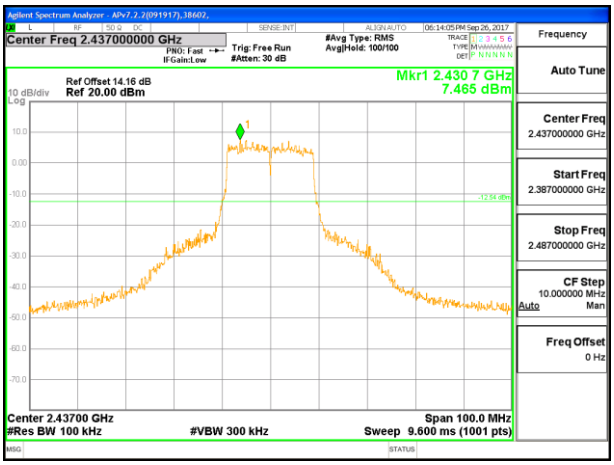

IN-BAND REFERENCE LEVEL WF2

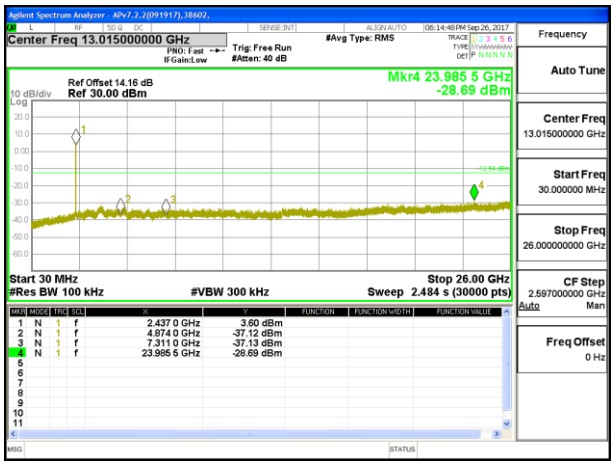

OUT-OF-BAND MID CHANNEL WF2

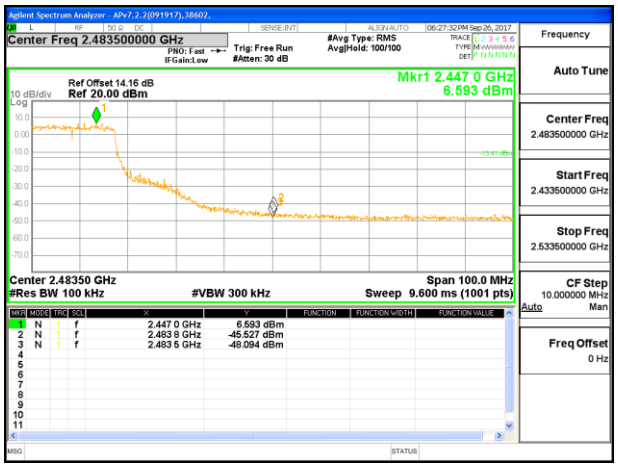

HIGH CHANNEL 7 BANDEDGE WF2

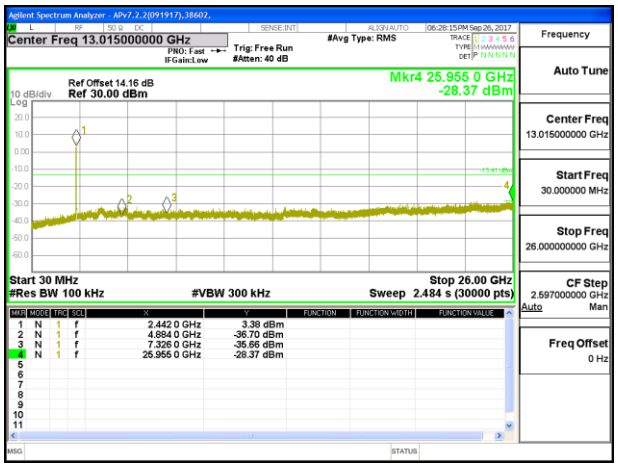

OUT-OF-BAND HIGH CHANNEL 7 WF2

UL VERIFICATION SERVICES INC.
47173 BENICIA STREET, FREMONT, CA 94538, USA TEL: (510) 771-1000 FAX: (510) 661-0888
This report shall not be reproduced except in full, without the written approval of UL Verification Services Inc.

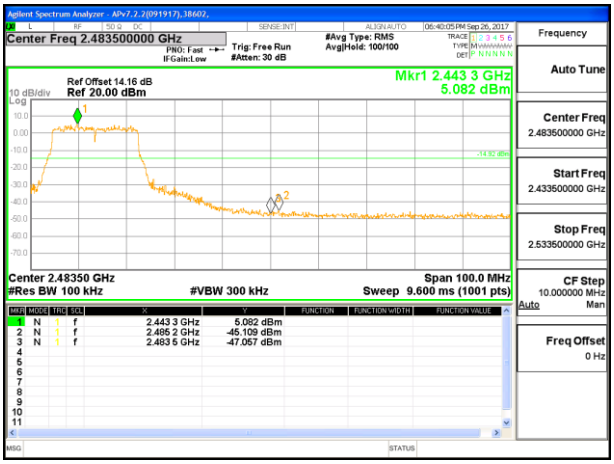

HIGH CHANNEL 8 BANDEDGE WF2

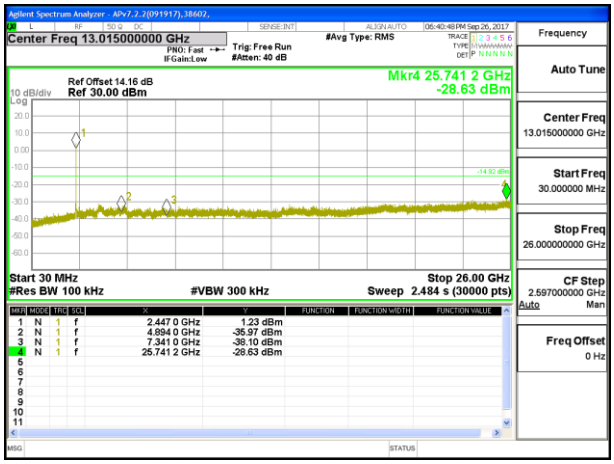

OUT-OF-BAND HIGH CHANNEL 8 WF2

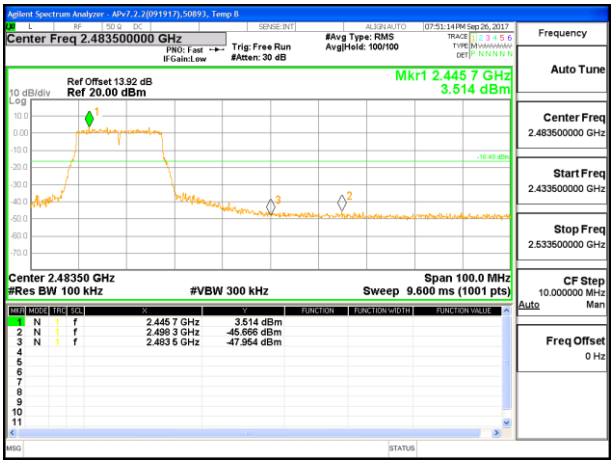

HIGH CHANNEL 9 BANDEDGE WF2

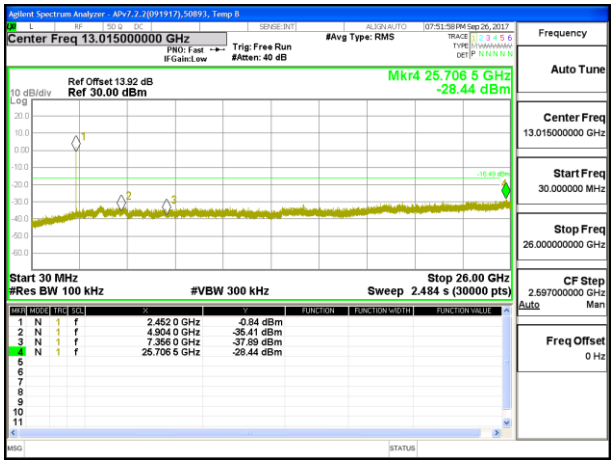

OUT-OF-BAND HIGH CHANNEL 9 WF2

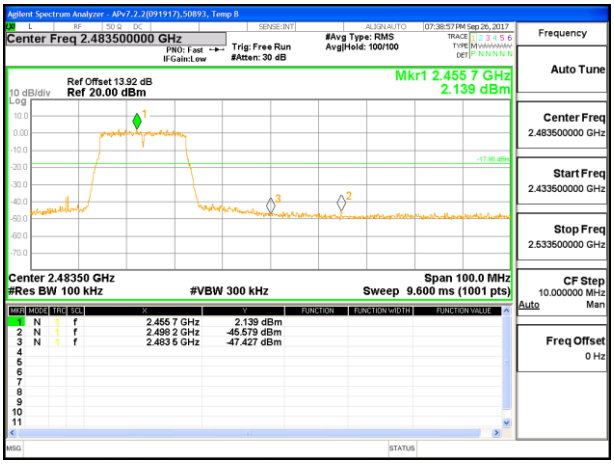

HIGH CHANNEL 10 BANDEDGE WF2

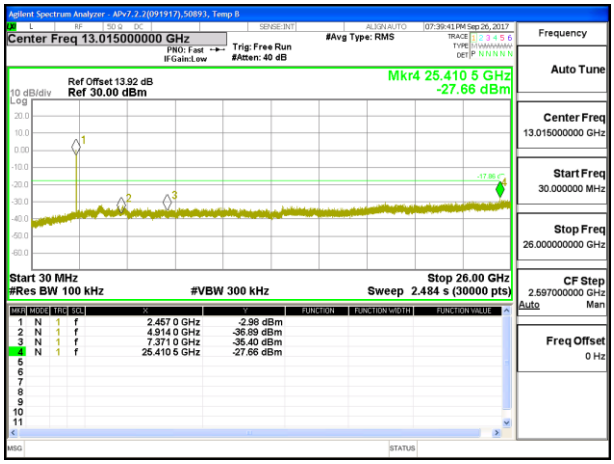

OUT-OF-BAND HIGH CHANNEL 10 WF2

UL VERIFICATION SERVICES INC.
47173 BENICIA STREET, FREMONT, CA 94538, USA TEL: (510) 771-1000 FAX: (510) 661-0888
This report shall not be reproduced except in full, without the written approval of UL Verification Services Inc.

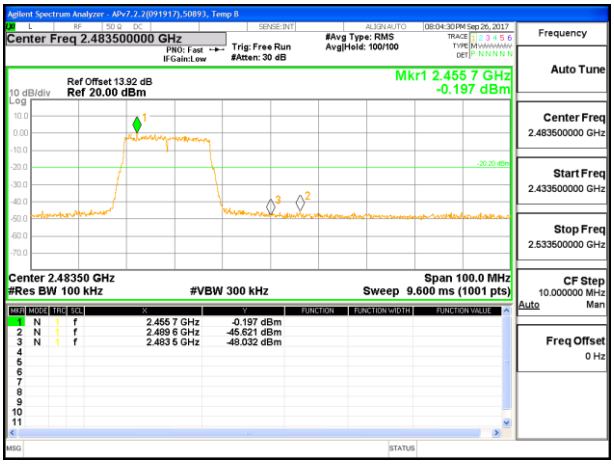

HIGH CHANNEL 11 BANDEDGE WF2

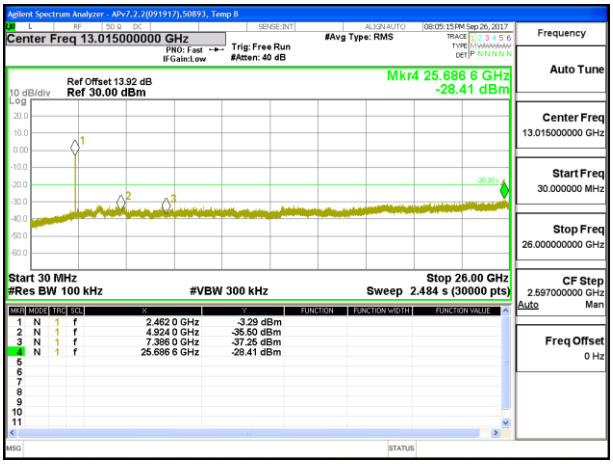

OUT-OF-BAND HIGH CHANNEL 11 WF2

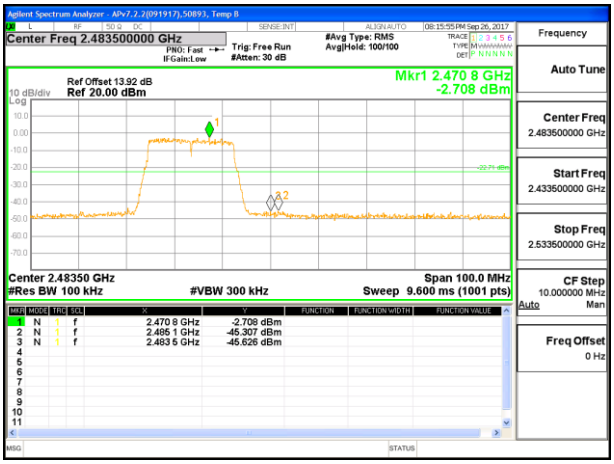

HIGH CHANNEL 12 BANDEDGE WF2

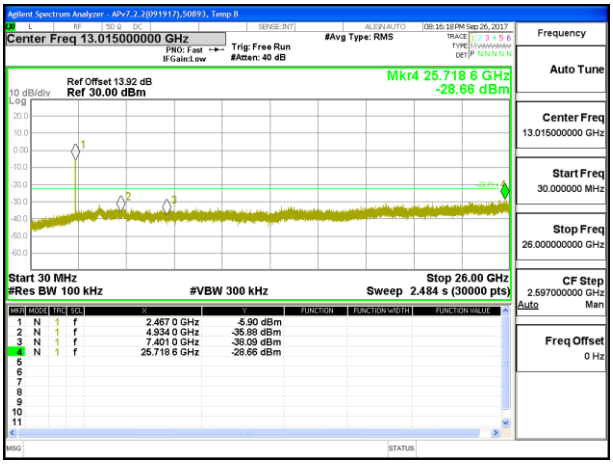

OUT-OF-BAND HIGH CHANNEL 12 WF2

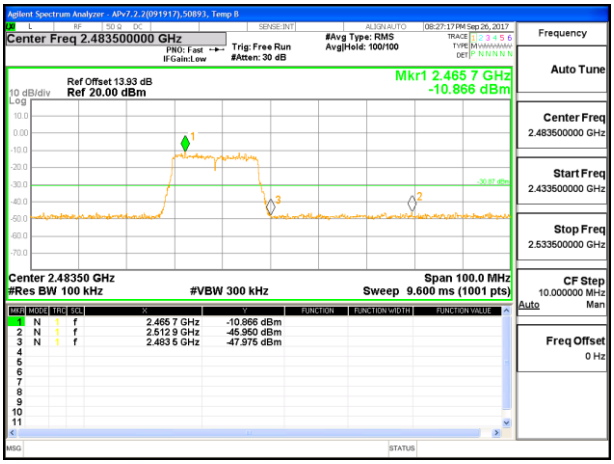

HIGH CHANNEL 13 BANDEDGE WF2

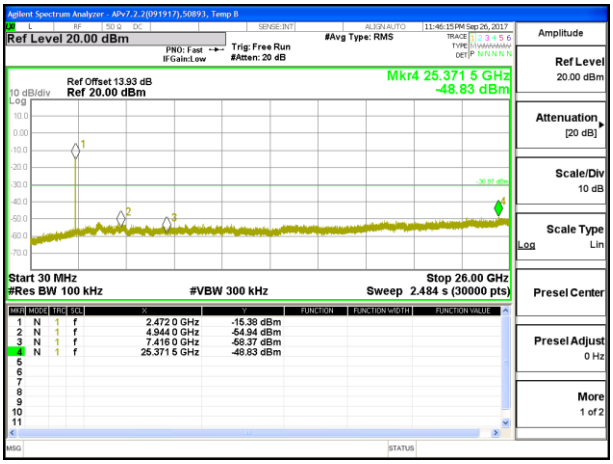

OUT-OF-BAND HIGH CHANNEL 13 WF2

UL VERIFICATION SERVICES INC.
47173 BENICIA STREET, FREMONT, CA 94538, USA TEL: (510) 771-1000 FAX: (510) 661-0888
This report shall not be reproduced except in full, without the written approval of UL Verification Services Inc.

5. RADIATED TEST RESULTS

LIMITS

FCC §15.205 and §15.209

Frequency Range (MHz)	Field Strength Limit (uV/m) at 3 m	Field Strength Limit (dBuV/m) at 3 m
30 - 88	100	40
88 - 216	150	43.5
216 - 960	200	46
Above 960	500	54

TEST PROCEDURE

The EUT is placed on a non-conducting table 80 cm above the ground plane for below 1GHz and 150cm for above 1GHz. The antenna to EUT distance is 3 meters.

For pre-scans above 1 GHz the resolution bandwidth is set to 1 MHz; the video bandwidth is set to 30 KHz for peak measurements.

For final measurements above 1 GHz the resolution bandwidth is set to 1 MHz; the video bandwidth is set to 3 MHz for peak measurements and as applicable for average measurements.

For measurements below 1 GHz the resolution bandwidth is set to 100 kHz for peak detection measurements or 120 kHz for quasi-peak detection measurements. Peak detection is used unless otherwise noted as quasi-peak.

Reference to KDB 789033 UNII part G) 6) d) Method AD:
For measurements above 1 GHz the resolution bandwidth is set to 1 MHz; the video bandwidth is set to 3 MHz for peak measurements and add duty cycle factor to the reading offset for average measurements.

The frequency range of interest is monitored at a fixed antenna height and EUT azimuth. The EUT is rotated through 360 degrees to maximize emissions received. The antenna is scanned from 1 to 4 meters above the ground plane to further maximize the emission. Measurements are made with the antenna polarized in both the vertical and the horizontal positions.

UL VERIFICATION SERVICES INC.
47173 BENICIA STREET, FREMONT, CA 94538, USA TEL: (510) 771-1000 FAX: (510) 661-0888
This report shall not be reproduced except in full, without the written approval of UL Verification Services Inc.

5.1. TRANSMITTER ABOVE 1 GHz,

5.1.1. BANDEDGE, 1TX Antenna WF4, 802.11b Mode

LOW CHANNEL, CH 1

HORIZONTAL RESULT

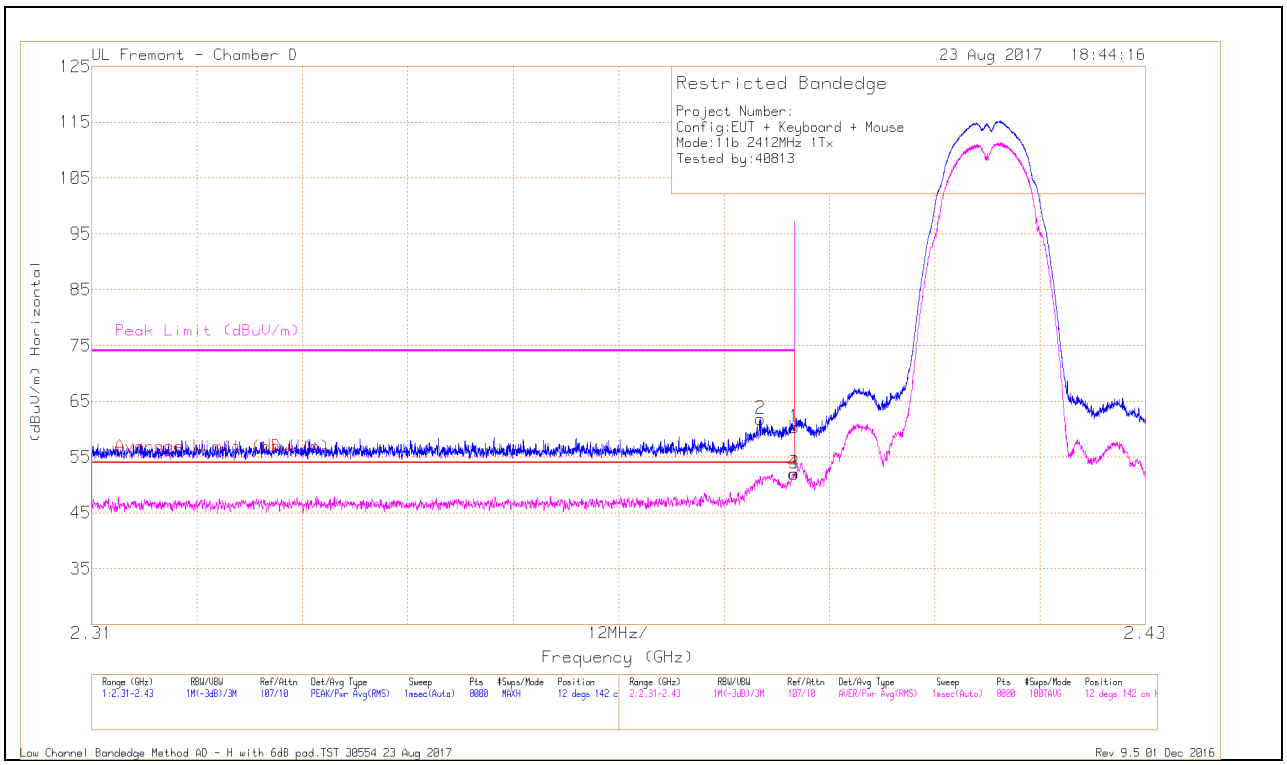

Marker	Frequency (GHz)	Meter Reading (dBuV)	Det	AF T711 (dB/m)	Amp/ Cbl/Fltr/Pad (dB)	6dB ext Attn	DC Corr (dB)	Corrected Reading (dBuV/m)	Average Limit (dBuV/m)	Margin (dB)	Peak Limit (dBuV/m)	PK Margin (dB)	Azimuth (Degs)	Height (cm)	Polarity
1	* 2.39	42.94	Pk	32.1	-20.7	6	0	60.34	-	-	74	-13.66	12	142	H
2	* 2.386	44.57	Pk	32.1	-20.8	6	0	61.87	-	-	74	-12.13	12	142	H
3	* 2.39	34.65	RMS	32.1	-20.7	6	0	52.05	54	-1.95	-	-	12	142	H
4	* 2.39	34.62	RMS	32.1	-20.7	6	0	52.02	54	-1.98	-	-	12	142	H

* - indicates frequency in CFR47 Pt 15 / IC RSS-Restricted Band
Pk - Peak detector
RMS - RMS detection

UL VERIFICATION SERVICES INC.
47173 BENICIA STREET, FREMONT, CA 94538, USA TEL: (510) 771-1000 FAX: (510) 661-0888
This report shall not be reproduced except in full, without the written approval of UL Verification Services Inc.

VERTICAL RESULT

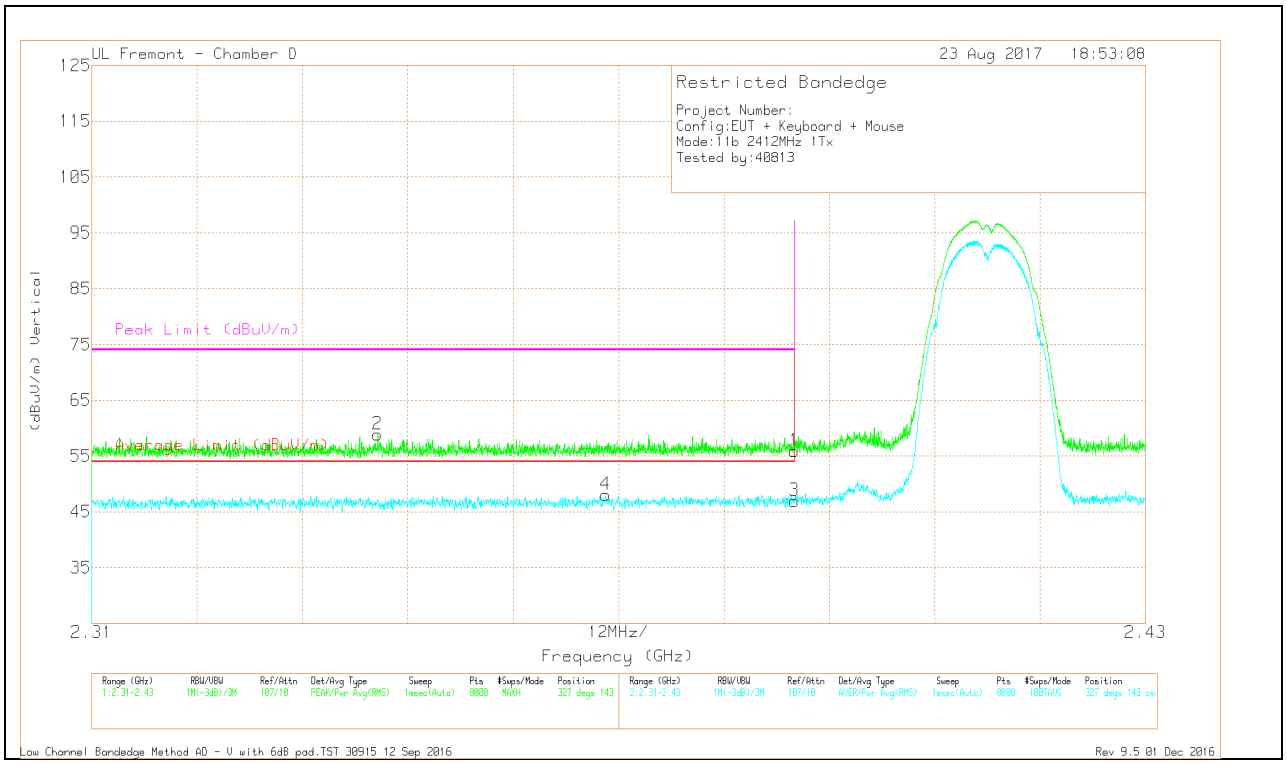

Marker	Frequency (GHz)	Meter Reading (dBuV)	Det	AF T711 (dB/m)	Amp/Cbl/Fltr/Pad (dB)	6dB ext Attn	Corrected Reading (dBuV/m)	Average Limit (dBuV/m)	Margin (dB)	Peak Limit (dBuV/m)	PK Margin (dB)	Azimuth (Degs)	Height (cm)	Polarity
1	* 2.39	38.47	Pk	32.1	-20.7	6	55.87	-	-	74	-18.13	327	143	V
2	* 2.343	41.8	Pk	32	-20.9	6	58.9	-	-	74	-15.1	327	143	V
3	* 2.39	29.55	RMS	32.1	-20.7	6	46.95	54	-7.05	-	-	327	143	V
4	* 2.369	30.74	RMS	32.1	-20.8	6	48.04	54	-5.96	-	-	327	143	V

* - indicates frequency in CFR47 Pt 15 / IC RSS-Restricted Band
Pk - Peak detector
RMS - RMS detection

UL VERIFICATION SERVICES INC.
47173 BENICIA STREET, FREMONT, CA 94538, USA TEL: (510) 771-1000 FAX: (510) 661-0888
This report shall not be reproduced except in full, without the written approval of UL Verification Services Inc.

LOW CHANNEL, CH 2

HORIZONTAL RESULT

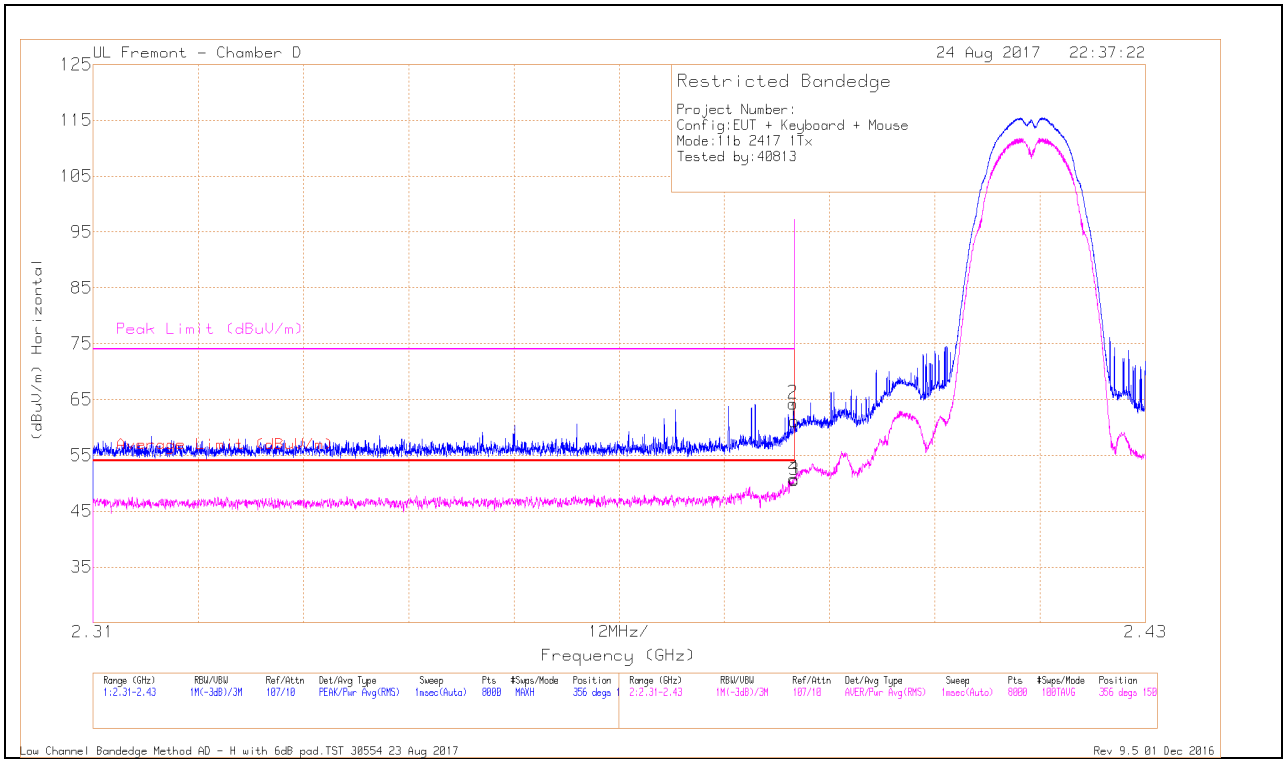

Marker	Frequency (GHz)	Meter Reading (dBuV)	Det	AF T711 (dB/m)	Amp/ Cbl/Fltr/Pad (dB)	6dB ext Attn	DC Corr (dB)	Corrected Reading (dBuV/m)	Average Limit (dBuV/m)	Margin (dB)	Peak Limit (dBuV/m)	PK Margin (dB)	Azimuth (Degs)	Height (cm)	Polarity
1	* 2.39	43.75	Pk	32.1	-20.7	6	0	61.15	-	-	74	-12.85	356	150	H
2	* 2.39	46.89	Pk	32.1	-20.7	6	0	64.29	-	-	74	-9.71	356	150	H
3	* 2.39	33.17	RMS	32.1	-20.7	6	0	50.57	54	-3.43	-	-	356	150	H
4	* 2.39	33.46	RMS	32.1	-20.7	6	0	50.86	54	-3.14	-	-	356	150	H

* - indicates frequency in CFR47 Pt 15 / IC RSS-Restricted Band
Pk - Peak detector
RMS - RMS detection

UL VERIFICATION SERVICES INC.
47173 BENICIA STREET, FREMONT, CA 94538, USA TEL: (510) 771-1000 FAX: (510) 661-0888
This report shall not be reproduced except in full, without the written approval of UL Verification Services Inc.

VERTICAL RESULT

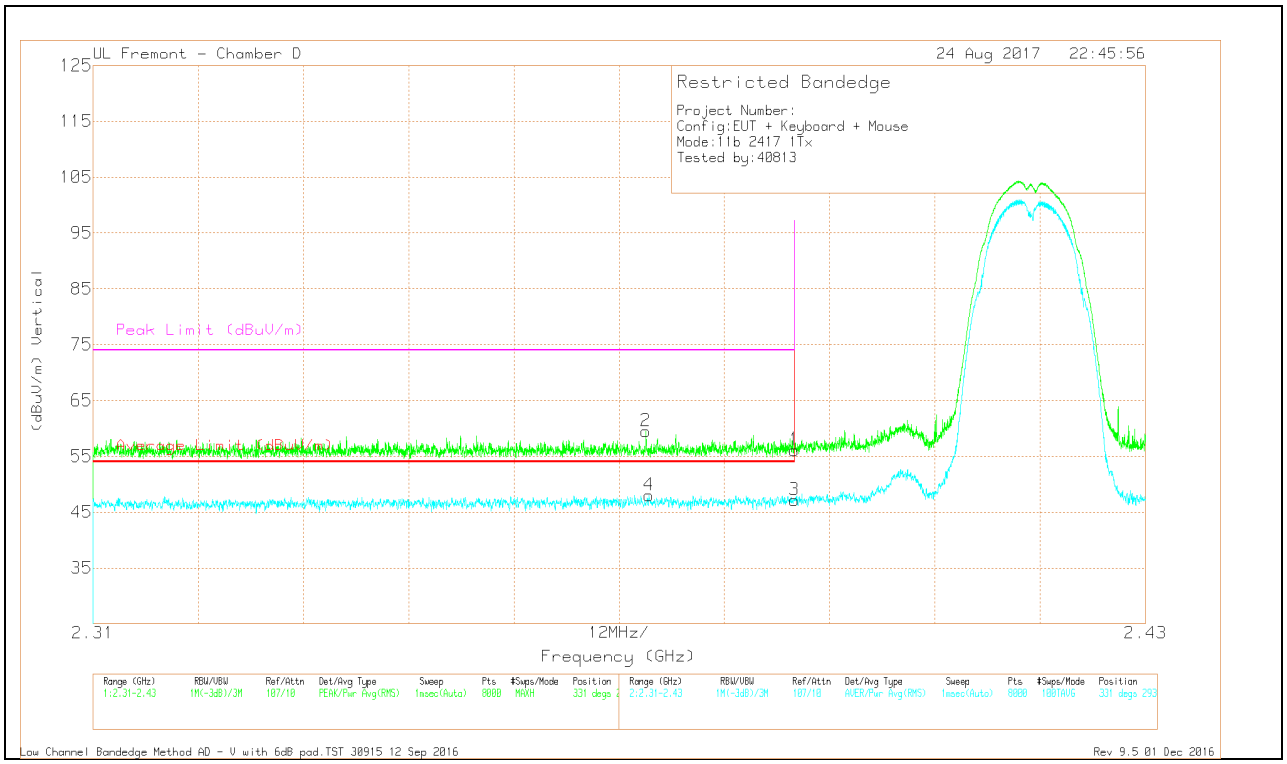

Marker	Frequency (GHz)	Meter Reading (dBuV)	Det	AF T711 (dB/m)	Amp/Cbl/Fltr/Pad (dB)	6dB ext Attn	Corrected Reading (dBuV/m)	Average Limit (dBuV/m)	Margin (dB)	Peak Limit (dBuV/m)	PK Margin (dB)	Azimuth (Degs)	Height (cm)	Polarity
1	* 2.39	38.69	Pk	32.1	-20.7	6	56.09	-	-	74	-17.91	331	293	V
2	* 2.373	42.16	Pk	32.1	-20.8	6	59.46	-	-	74	-14.54	331	293	V
3	* 2.39	29.73	RMS	32.1	-20.7	6	47.13	54	-6.87	-	-	331	293	V
4	* 2.373	30.71	RMS	32.1	-20.8	6	48.01	54	-5.99	-	-	331	293	V

* - indicates frequency in CFR47 Pt 15 / IC RSS-Restricted Band
Pk - Peak detector
RMS - RMS detection

UL VERIFICATION SERVICES INC.
47173 BENICIA STREET, FREMONT, CA 94538, USA TEL: (510) 771-1000 FAX: (510) 661-0888
This report shall not be reproduced except in full, without the written approval of UL Verification Services Inc.

LOW CHANNEL, CH 3

HORIZONTAL RESULT

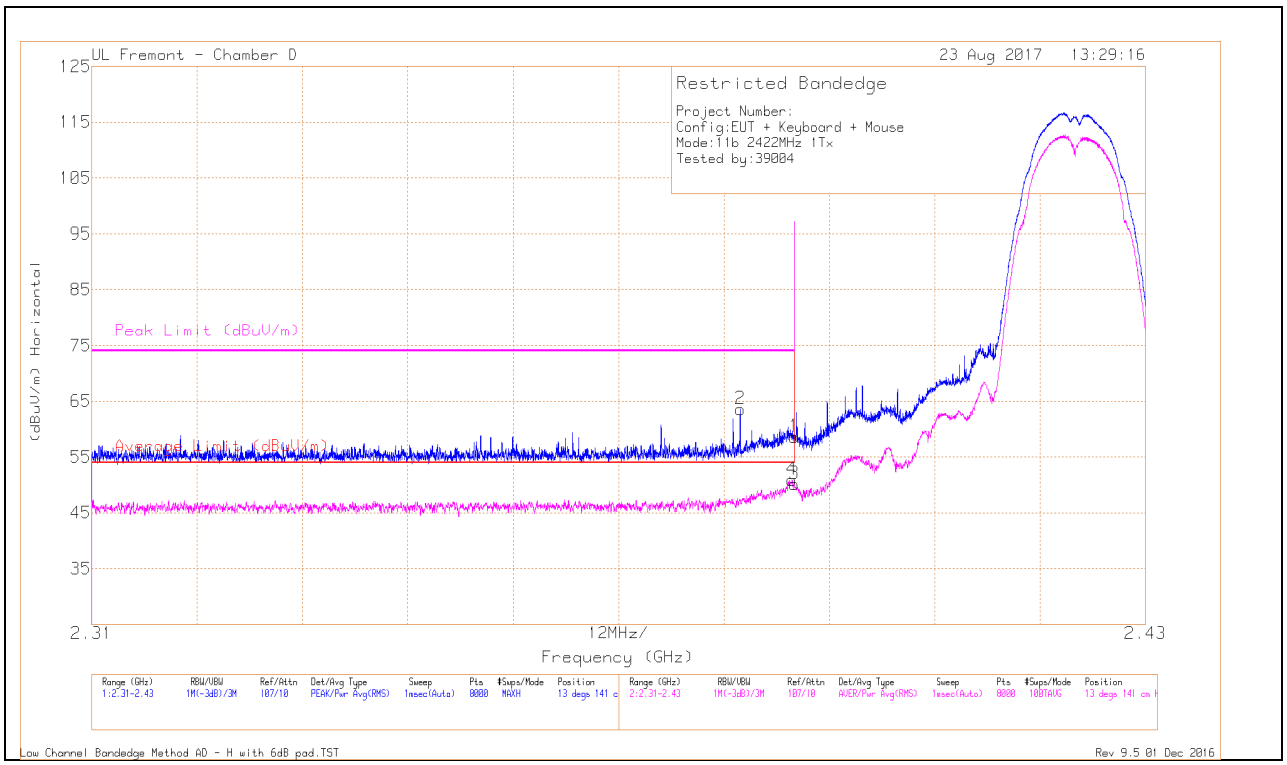

Marker	Frequency (GHz)	Meter Reading (dBuV)	Det	AF T711 (dB/m)	Amp/ Cbl/Flt r/Pad (dB)	6dB ext Attn	DC Corr (dB)	Corrected Reading (dBuV /m)	Average Limit (dBuV /m)	Margin (dB)	Peak Limit (dBuV /m)	PK Margin (dB)	Azimuth (Degs)	Height (cm)	Polarity
1	* 2.39	41.7	Pk	32.1	-20.7	6	0	59.1	-	-	74	-14.9	13	141	H
2	* 2.384	46.82	Pk	32.1	-20.8	6	0	64.12	-	-	74	-9.88	13	141	H
3	* 2.39	33.24	RMS	32.1	-20.7	6	0	50.54	54	-3.26	-	-	13	141	H
4	* 2.39	34.06	RMS	32.1	-20.8	6	0	51.36	54	-2.64	-	-	13	141	H

* - indicates frequency in CFR47 Pt 15 / IC RSS-Restricted Band
Pk - Peak detector
RMS - RMS detection

UL VERIFICATION SERVICES INC.
47173 BENICIA STREET, FREMONT, CA 94538, USA TEL: (510) 771-1000 FAX: (510) 661-0888
This report shall not be reproduced except in full, without the written approval of UL Verification Services Inc.

VERTICAL RESULT

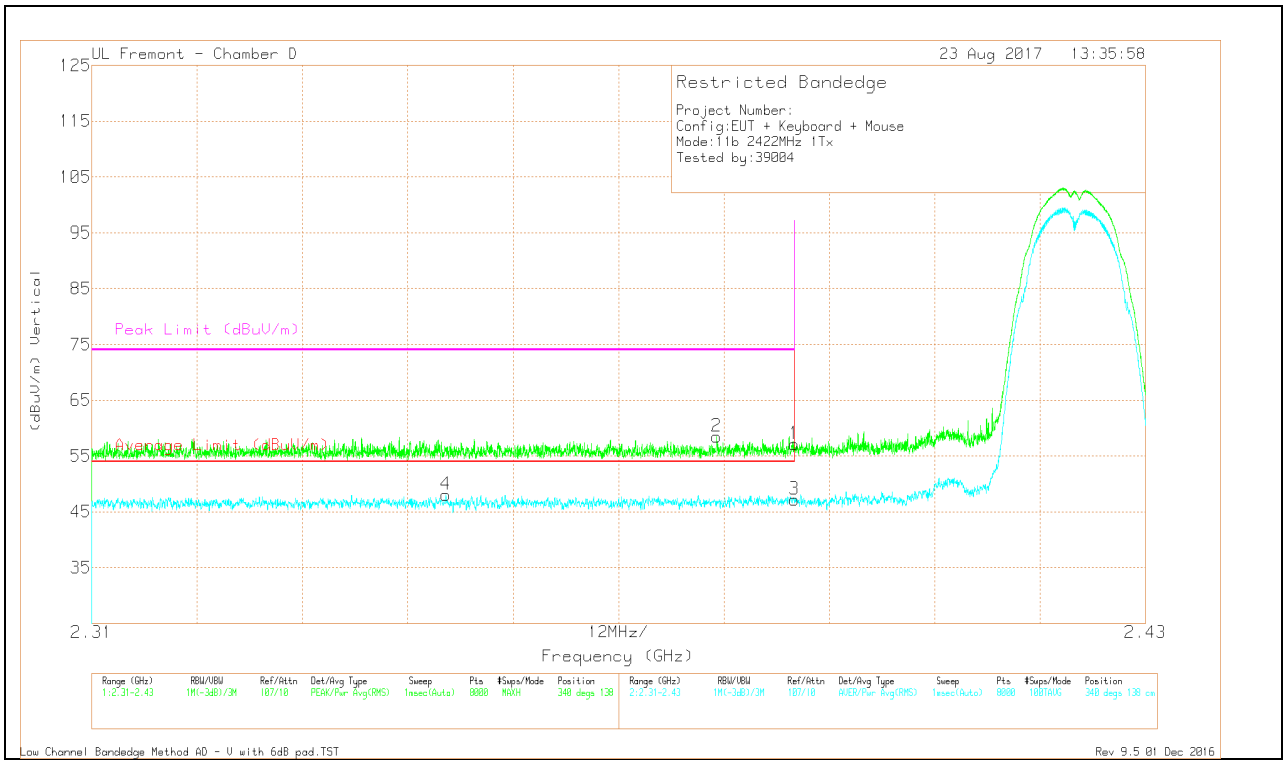

Marker	Frequency (GHz)	Meter Reading (dBuV)	Det	AF T711 (dB/m)	Amp/Cbl/Fltr/Pad (dB)	6dB ext Attn	DC Corr (dB)	Corrected Reading (dBuV/m)	Average Limit (dBuV/m)	Margin (dB)	Peak Limit (dBuV/m)	PK Margin (dB)	Azimuth (Degs)	Height (cm)	Polarity
1	* 2.39	39.76	Pk	32.1	-20.7	6	0	57.16	-	-	74	-16.84	340	138	V
2	* 2.381	41.16	Pk	32.1	-20.8	6	0	58.46	-	-	74	-15.54	340	138	V
3	* 2.39	29.81	RMS	32.1	-20.7	6	0	47.21	54	-6.79	-	-	340	138	V
4	* 2.35	30.89	RMS	32	-20.8	6	0	48.09	54	-5.91	-	-	340	138	V

* - indicates frequency in CFR47 Pt 15 / IC RSS-Restricted Band
Pk - Peak detector
RMS - RMS detection

UL VERIFICATION SERVICES INC.
47173 BENICIA STREET, FREMONT, CA 94538, USA TEL: (510) 771-1000 FAX: (510) 661-0888
This report shall not be reproduced except in full, without the written approval of UL Verification Services Inc.

HIGH CHANNEL, CH 9

HORIZONTAL RESULT

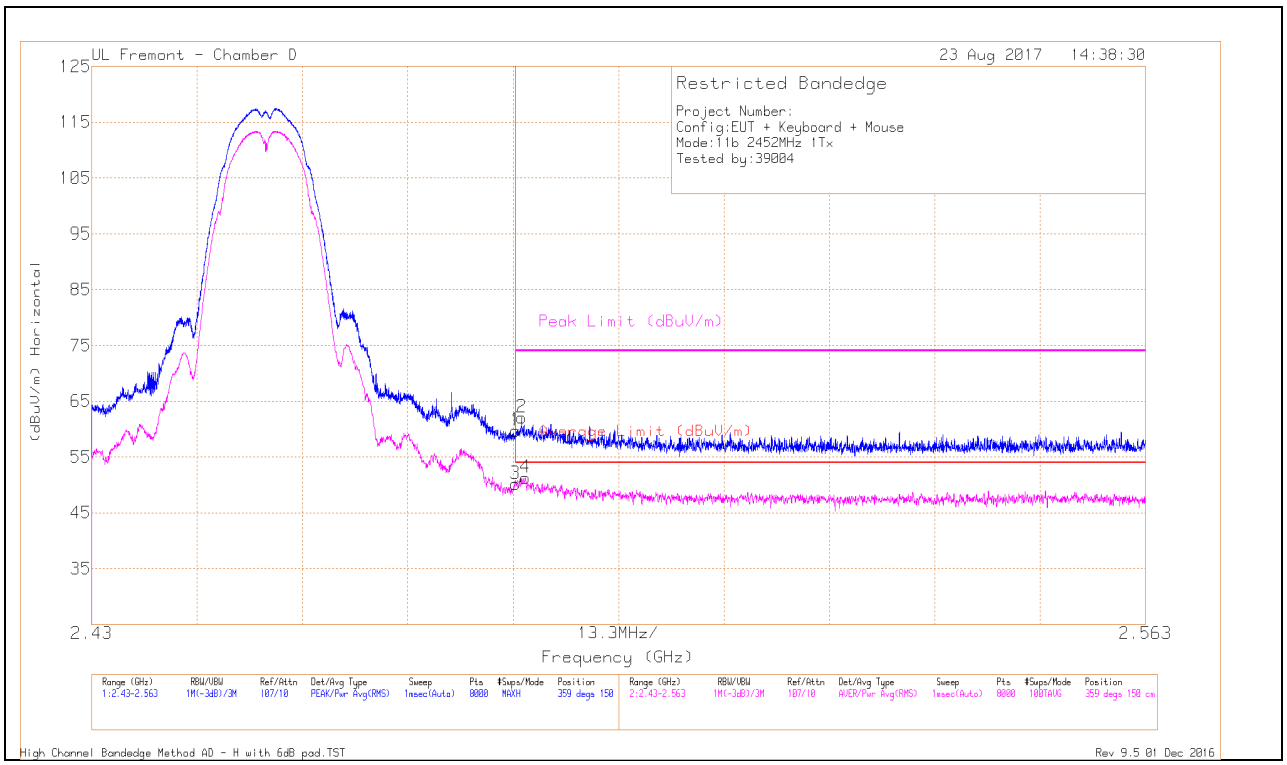

Marker	Frequency (GHz)	Meter Reading (dBuV)	Det	AF T711 (dB/m)	Amp/Cbl/Fltr/Pad (dB)	6dB ext Attn	DC Corr (dB)	Corrected Reading (dBuV/m)	Average Limit (dBuV/m)	Margin (dB)	Peak Limit (dBuV/m)	PK Margin (dB)	Azimuth (Degs)	Height (cm)	Polarity
1	* 2.484	42.05	Pk	32.5	-20.8	6	0	59.75	-	-	74	-14.25	359	150	H
2	* 2.484	44.25	Pk	32.6	-20.8	6	0	62.05	-	-	74	-11.95	359	150	H
3	* 2.484	32.48	RMS	32.5	-20.8	6	0	50.18	54	-3.82	-	-	359	150	H
4	* 2.485	33.5	RMS	32.6	-20.8	6	0	51.3	54	-2.7	-	-	359	150	H

* - indicates frequency in CFR47 Pt 15 / IC RSS-Restricted Band
Pk - Peak detector
RMS - RMS detection

UL VERIFICATION SERVICES INC.
47173 BENICIA STREET, FREMONT, CA 94538, USA TEL: (510) 771-1000 FAX: (510) 661-0888
This report shall not be reproduced except in full, without the written approval of UL Verification Services Inc.

VERTICAL RESULT

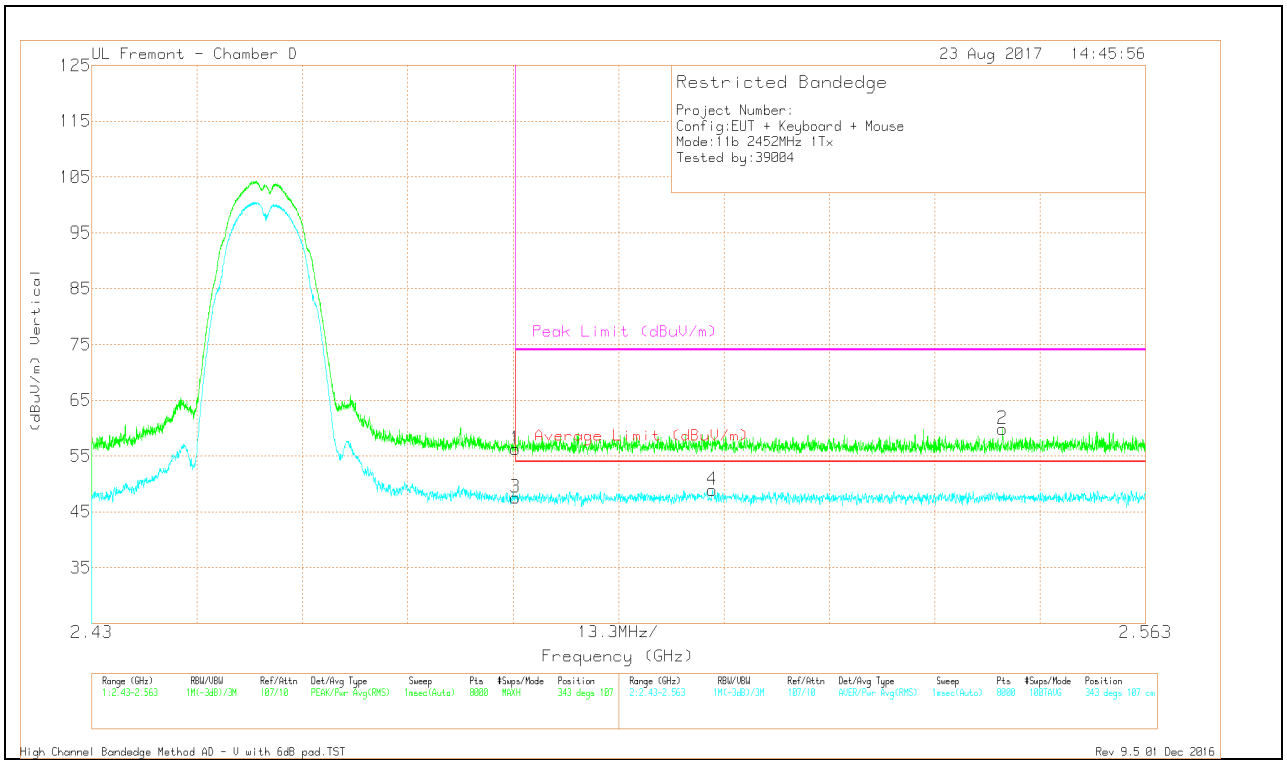

Marker	Frequency (GHz)	Meter Reading (dBuV)	Det	AF T711 (dB/m)	Amp/Cbl/Fltr/Pad (dB)	6dB ext Attn	DC Corr (dB)	Corrected Reading (dBuV/m)	Average Limit (dBuV/m)	Margin (dB)	Peak Limit (dBuV/m)	PK Margin (dB)	Azimuth (Degs)	Height (cm)	Polarity
1	* 2.484	38.57	Pk	32.5	-20.8	6	0	56.27	-	-	74	-17.73	343	107	V
3	* 2.484	29.86	RMS	32.5	-20.8	6	0	47.56	54	-6.44	-	-	343	107	V
4	2.508	30.9	RMS	32.6	-20.6	6	0	48.9	54	-5.1	-	-	343	107	V
2	2.545	41.88	Pk	32.6	-20.6	6	0	59.88	-	-	74	-14.12	343	107	V

* - indicates frequency in CFR47 Pt 15 / IC RSS-Restricted Band
Pk - Peak detector
RMS - RMS detection

UL VERIFICATION SERVICES INC.
47173 BENICIA STREET, FREMONT, CA 94538, USA TEL: (510) 771-1000 FAX: (510) 661-0888
This report shall not be reproduced except in full, without the written approval of UL Verification Services Inc.

HIGH CHANNEL, CH 10

HORIZONTAL RESULT

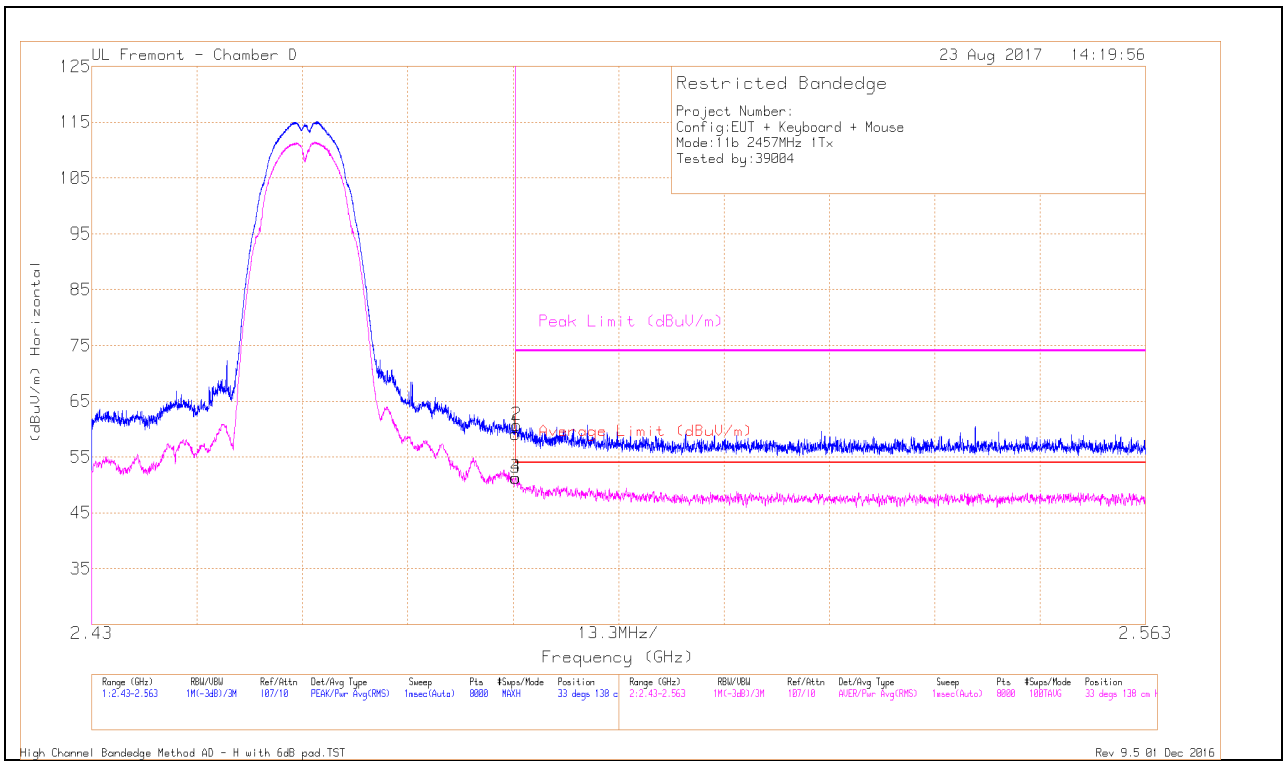

Marker	Frequency (GHz)	Meter Reading (dBuV)	Det	AF T711 (dB/m)	Amp/Cbl/Fltr/Pad (dB)	6dB ext Attn	DC Corr (dB)	Corrected Reading (dBuV/m)	Average Limit (dBuV/m)	Margin (dB)	Peak Limit (dBuV/m)	PK Margin (dB)	Azimuth (Degs)	Height (cm)	Polarity
1	* 2.484	41.42	Pk	32.5	-20.8	6	0	59.12	-	-	74	-14.88	33	138	H
2	* 2.484	43.05	Pk	32.5	-20.8	6	0	60.75	-	-	74	-13.25	33	138	H
3	* 2.484	33.63	RMS	32.5	-20.8	6	0	51.33	54	-2.67	-	-	33	138	H
4	* 2.484	33.64	RMS	32.5	-20.8	6	0	51.34	54	-2.66	-	-	33	138	H

* - indicates frequency in CFR47 Pt 15 / IC RSS-Restricted Band
Pk - Peak detector
RMS - RMS detection

UL VERIFICATION SERVICES INC.
47173 BENICIA STREET, FREMONT, CA 94538, USA TEL: (510) 771-1000 FAX: (510) 661-0888
This report shall not be reproduced except in full, without the written approval of UL Verification Services Inc.

VERTICAL RESULT

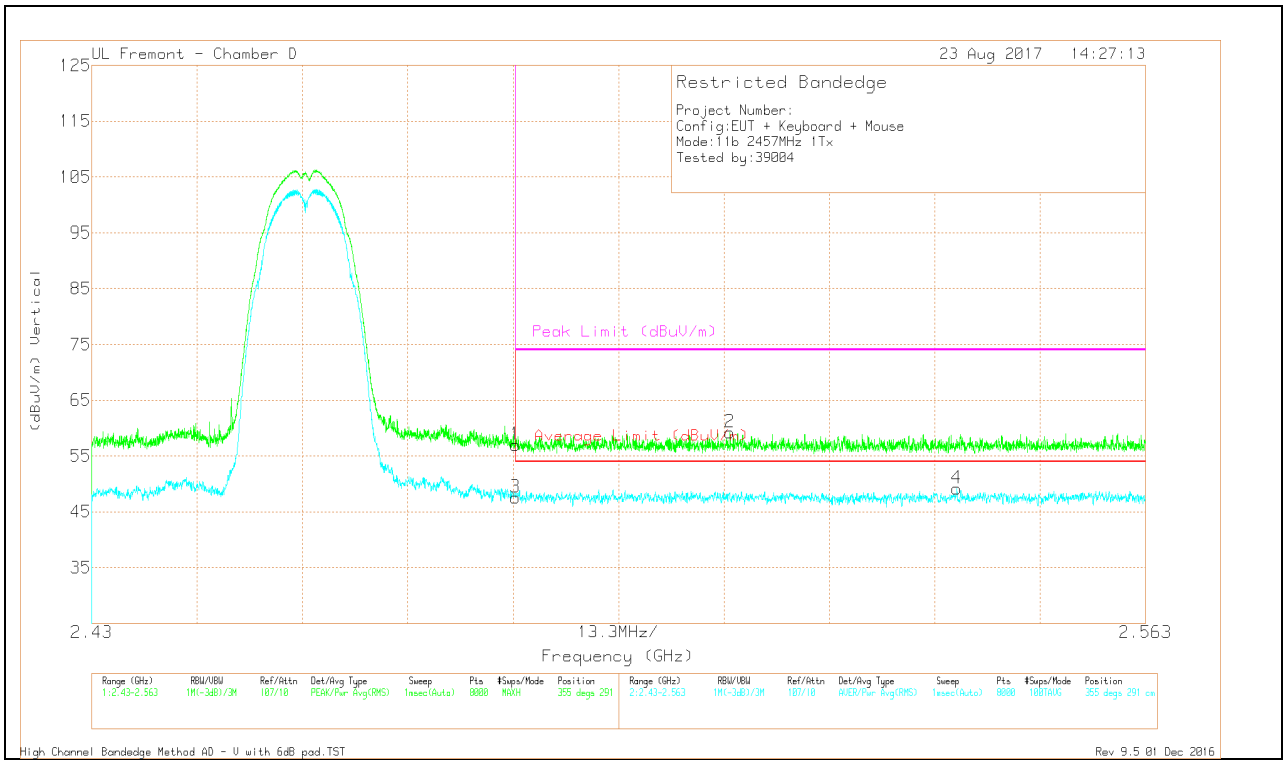

Marker	Frequency (GHz)	Meter Reading (dBuV)	Det	AF T711 (dB/m)	Amp/Cbl/Fltr/Pad (dB)	6dB ext Attn	Corrected Reading (dBuV/m)	Average Limit (dBuV/m)	Margin (dB)	Peak Limit (dBuV/m)	PK Margin (dB)	Azimuth (Degs)	Height (cm)	Polarity
1	* 2.484	39.25	Pk	32.5	-20.8	6	56.95	-	-	74	-17.05	355	291	V
3	* 2.484	29.89	RMS	32.5	-20.8	6	47.59	54	-6.41	-	-	355	291	V
2	2.511	41.18	Pk	32.6	-20.6	6	59.18	-	-	74	-14.82	355	291	V
4	2.539	31.12	RMS	32.6	-20.6	6	49.12	54	-4.88	-	-	355	291	V

* - indicates frequency in CFR47 Pt 15 / IC RSS-Restricted Band
Pk - Peak detector
RMS - RMS detection

UL VERIFICATION SERVICES INC.
47173 BENICIA STREET, FREMONT, CA 94538, USA TEL: (510) 771-1000 FAX: (510) 661-0888
This report shall not be reproduced except in full, without the written approval of UL Verification Services Inc.