TEST SETUP PHOTOS

Report Number: 12791034-EP1V1

1. SCOPE

The purpose of this document is to show test setup diagrams and photos for the following reports

Reports
12791034-E1
12791034-E2
12791034-E4

UL VERIFICATION SERVICES INC.
47173 BENICIA STREET, FREMONT, CA 94538, USA TEL: (510) 771-1000 FAX: (510) 661-0888

This report shall not be reproduced except in full, without the written approval of UL Verification Services Inc.

2. SETUP PHOTOS

RADIATED RF MEASUREMENT SETUP



BELOW 30 MHz (FRONT)



BELOW 30 MHz (BACK)



BELOW 0.96 GHz (FRONT)



BELOW 0.96 GHz (BACK)

UL VERIFICATION SERVICES INC.
47173 BENICIA STREET, FREMONT, CA 94538, USA TEL: (510) 771-1000 FAX: (510) 661-0888

This report shall not be reproduced except in full, without the written approval of UL Verification Services Inc.



Fundamental 6 – 9 GHz (FRONT)



Fundamental 6 – 9 GHz (BACK)

0.96 – 18 GHz (FRONT)



0.96 – 18 GHz (BACK)

18 - 40 GHz (SIDE)

18 – 40 GHz (BACK)

UL VERIFICATION SERVICES INC.
47173 BENICIA STREET, FREMONT, CA 94538, USA TEL: (510) 771-1000 FAX: (510) 661-0888

This report shall not be reproduced except in full, without the written approval of UL Verification Services Inc.