Band 66

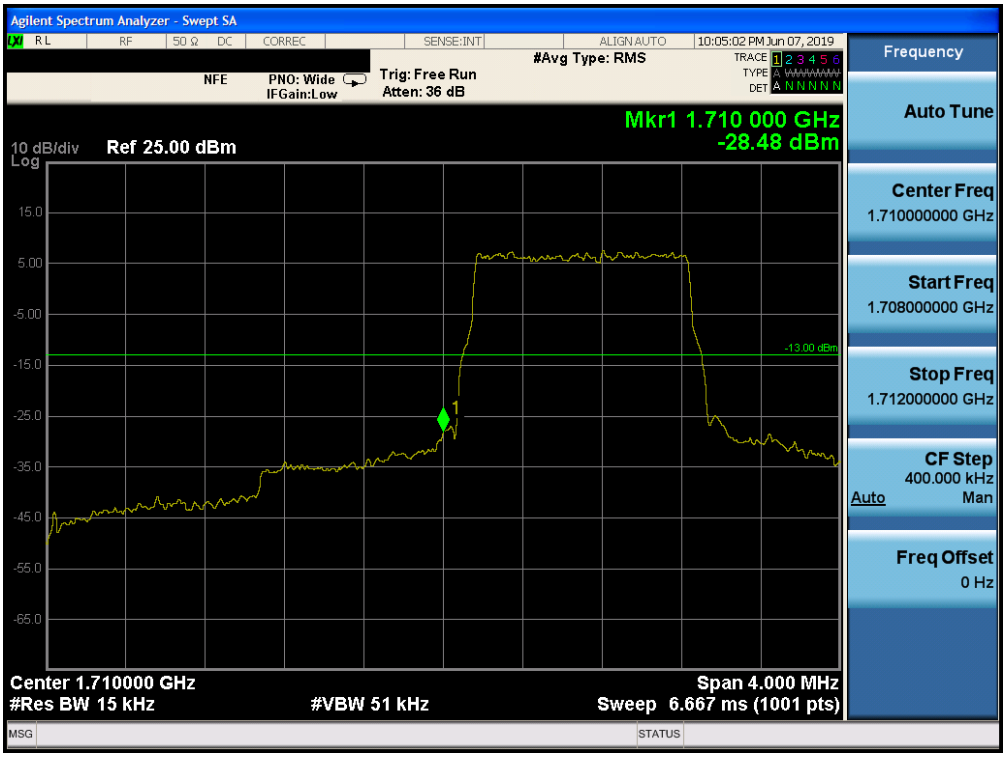

Plot 7-234. Lower Band Edge Plot (Band 66 - 1.4MHz QPSK - Full RB Configuration)

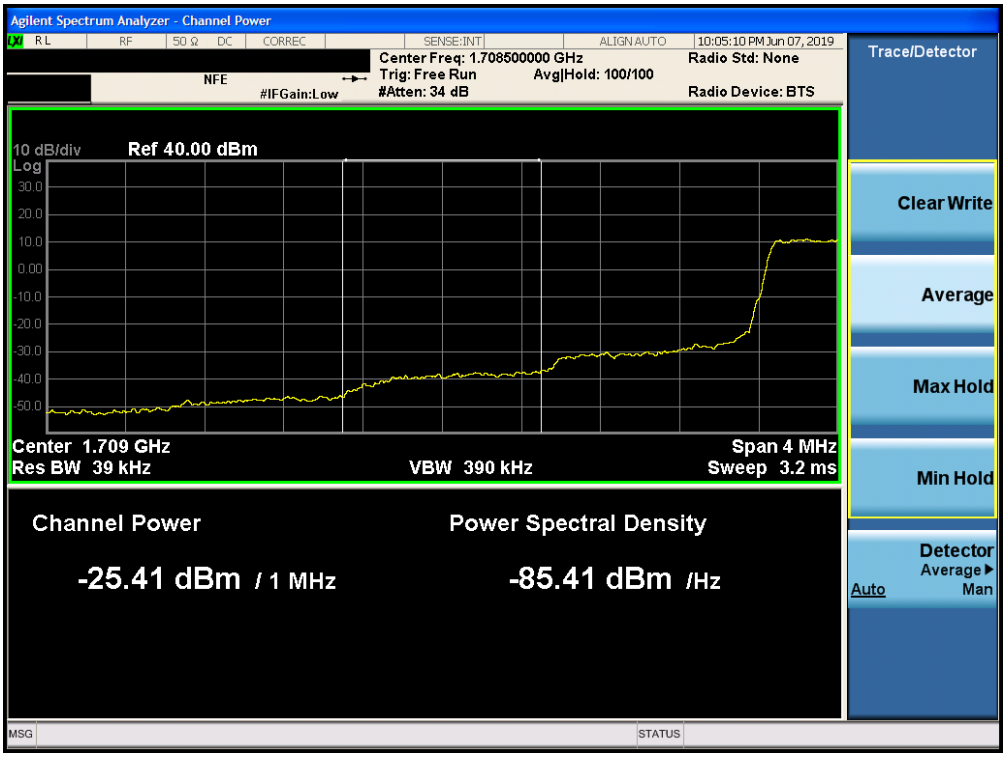

Plot 7-235. Lower Extended Band Edge Plot (Band 66 - 1.4MHz QPSK - Full RB Configuration)

© 2019 PCTEST Engineering Laboratory, Inc. V 9.0 02/01/2019
All rights reserved. Unless otherwise specified, no part of this report may be reproduced or utilized in any part, form or by any means, electronic or mechanical, including photocopying and microfilm, without permission in writing from PCTEST Engineering Laboratory, Inc. If you have any questions about this international copyright or have an enquiry about obtaining additional rights to this report or assembly of contents thereof, please contact INFO@PCTEST.COM.

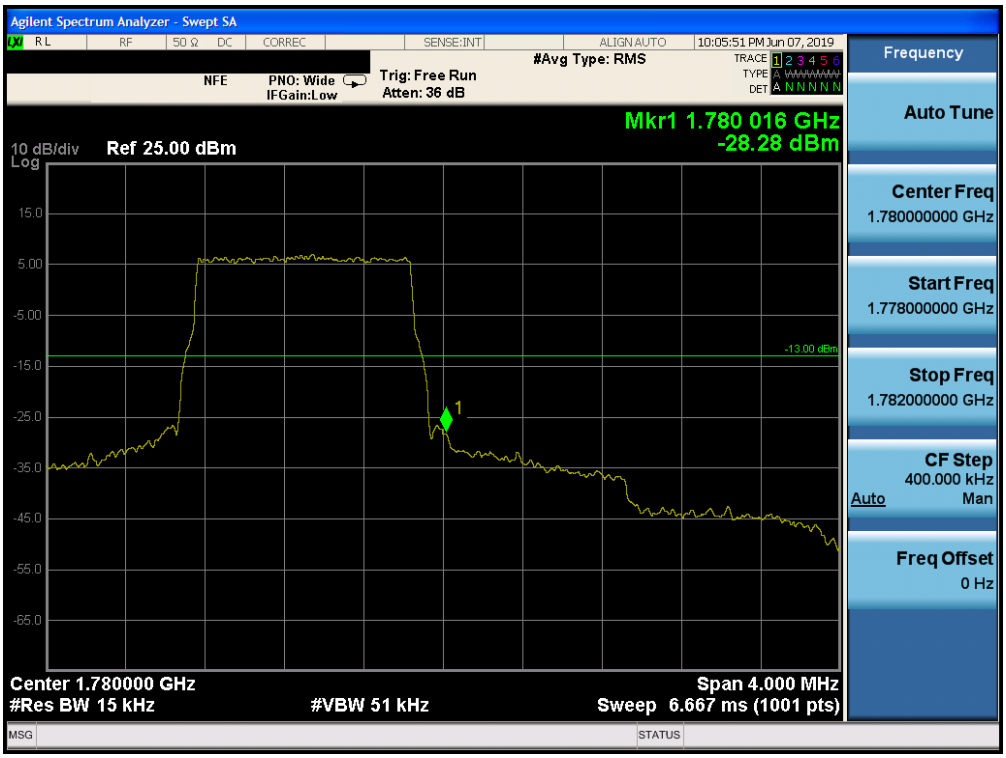

Plot 7-236. Upper Band Edge Plot (Band 66 - 1.4MHz QPSK - Full RB Configuration)

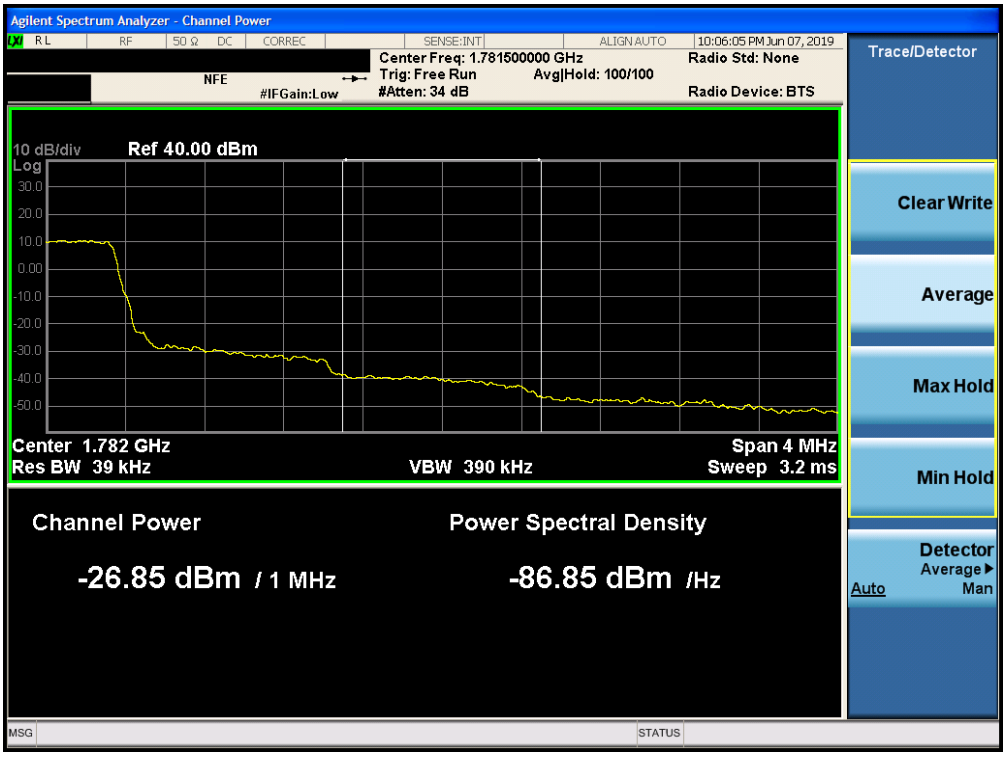

Plot 7-237. Upper Extended Band Edge Plot (Band 66 - 1.4MHz QPSK - Full RB Configuration)

© 2019 PCTEST Engineering Laboratory, Inc. V 9.0 02/01/2019
All rights reserved. Unless otherwise specified, no part of this report may be reproduced or utilized in any part, form or by any means, electronic or mechanical, including photocopying and microfilm, without permission in writing from PCTEST Engineering Laboratory, Inc. If you have any questions about this international copyright or have an enquiry about obtaining additional rights to this report or assembly of contents thereof, please contact INFO@PCTEST.COM.

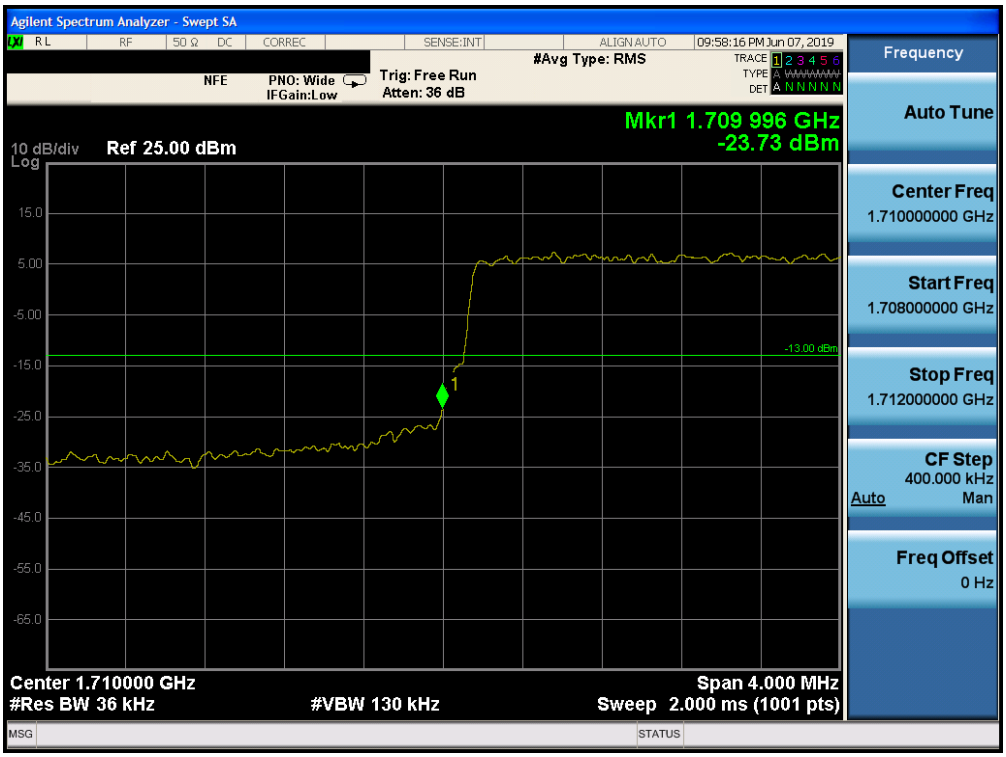

Plot 7-238. Lower Band Edge Plot (Band 66 - 3.0MHz QPSK - Full RB Configuration)

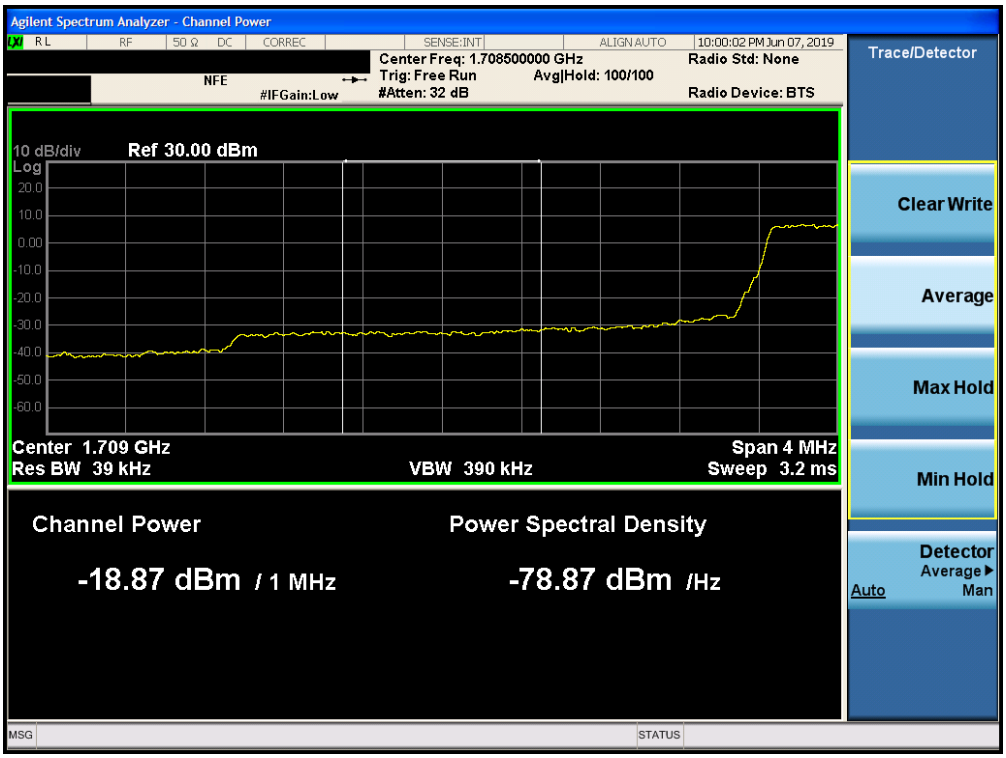

Plot 7-239. Lower Extended Band Edge Plot (Band 66 - 3.0MHz QPSK - Full RB Configuration)

© 2019 PCTEST Engineering Laboratory, Inc.
All rights reserved. Unless otherwise specified, no part of this report may be reproduced or utilized in any part, form or by any means, electronic or mechanical, including photocopying and microfilm, without permission in writing from PCTEST Engineering Laboratory, Inc. If you have any questions about this international copyright or have an enquiry about obtaining additional rights to this report or assembly of contents thereof, please contact INFO@PCTEST.COM.

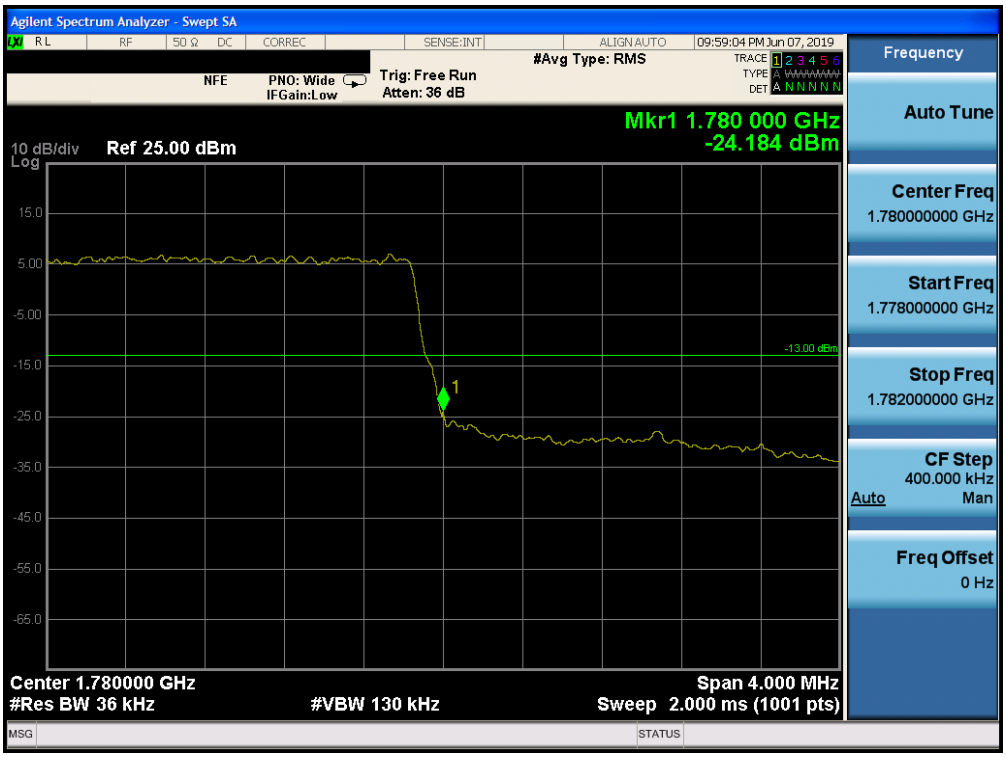

Plot 7-240. Upper Band Edge Plot (Band 66 - 3.0MHz QPSK - Full RB Configuration)

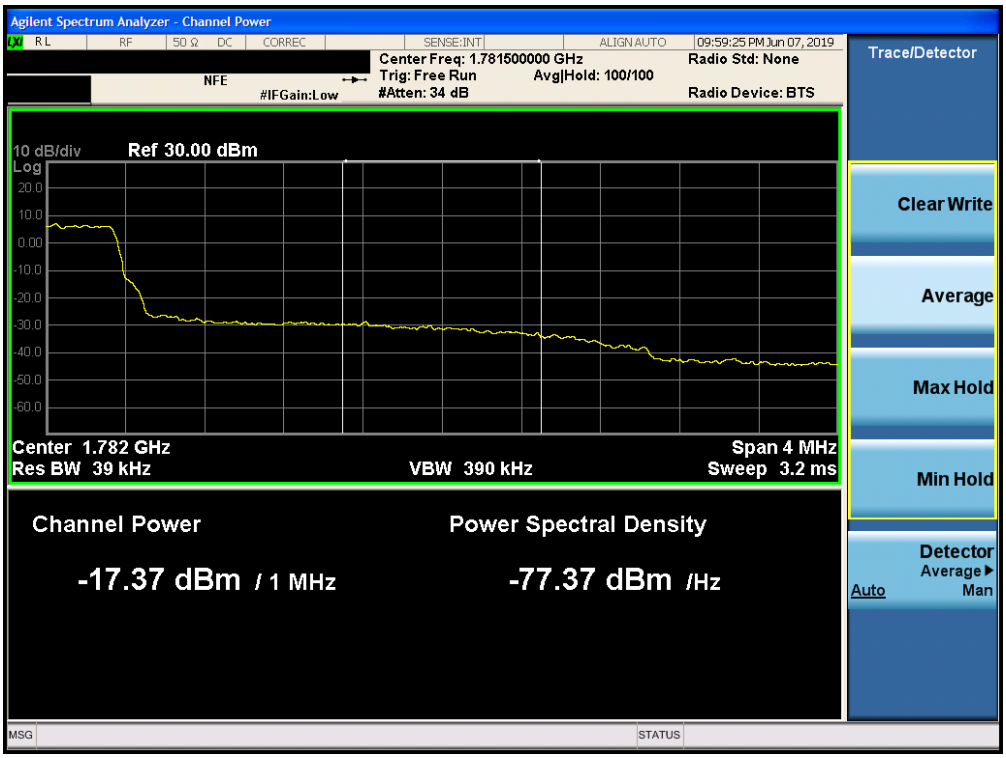

Plot 7-241. Upper Extended Band Edge Plot (Band 66 - 3.0MHz QPSK - Full RB Configuration)

© 2019 PCTEST Engineering Laboratory, Inc. V 9.0 02/01/2019
All rights reserved. Unless otherwise specified, no part of this report may be reproduced or utilized in any part, form or by any means, electronic or mechanical, including photocopying and microfilm, without permission in writing from PCTEST Engineering Laboratory, Inc. If you have any questions about this international copyright or have an enquiry about obtaining additional rights to this report or assembly of contents thereof, please contact INFO@PCTEST.COM.

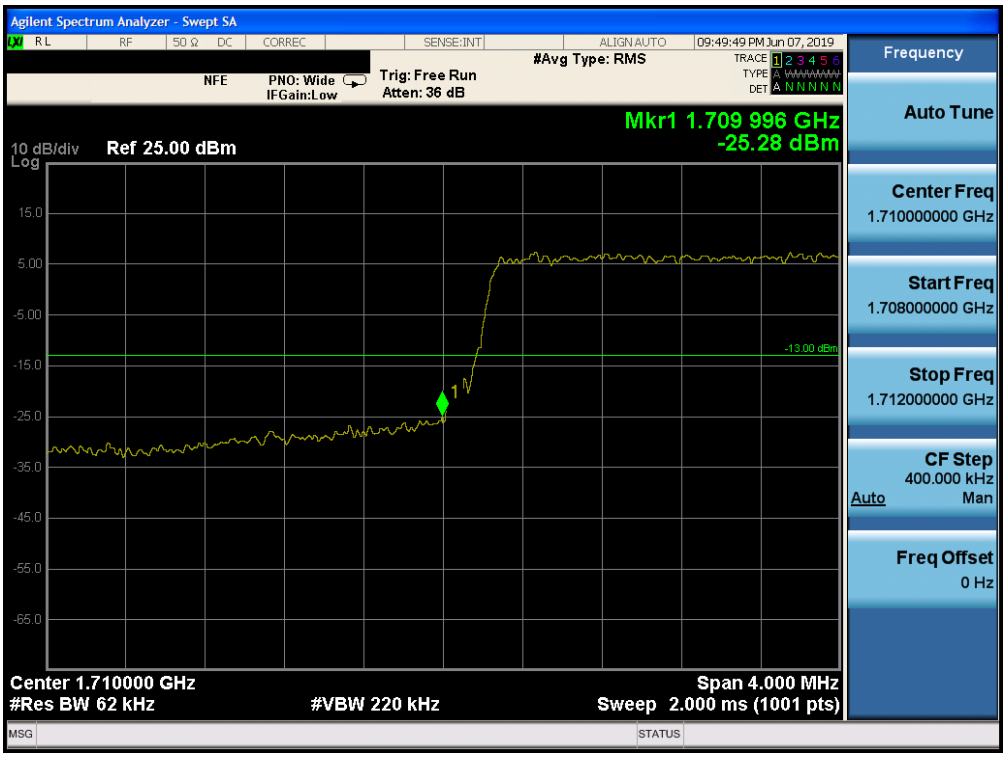

Plot 7-242. Lower Band Edge Plot (Band 66 - 5.0MHz QPSK - Full RB Configuration)

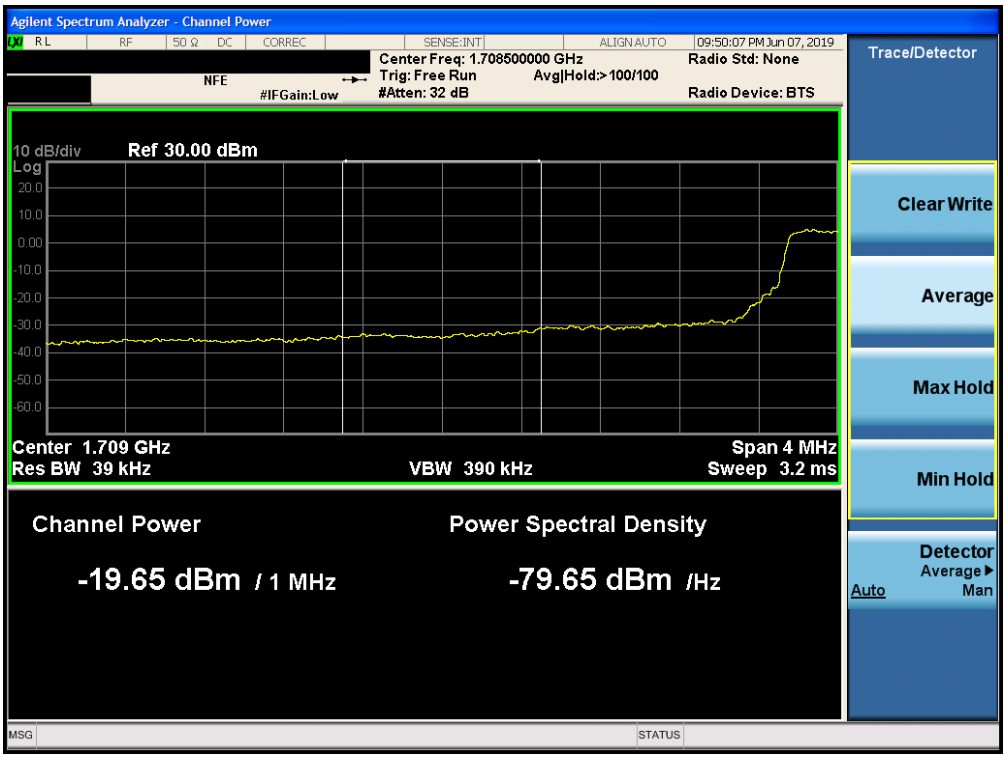

Plot 7-243. Lower Extended Band Edge Plot (Band 66 - 5.0MHz QPSK - Full RB Configuration)

© 2019 PCTEST Engineering Laboratory, Inc.
All rights reserved. Unless otherwise specified, no part of this report may be reproduced or utilized in any part, form or by any means, electronic or mechanical, including photocopying and microfilm, without permission in writing from PCTEST Engineering Laboratory, Inc. If you have any questions about this international copyright or have an enquiry about obtaining additional rights to this report or assembly of contents thereof, please contact INFO@PCTEST.COM.

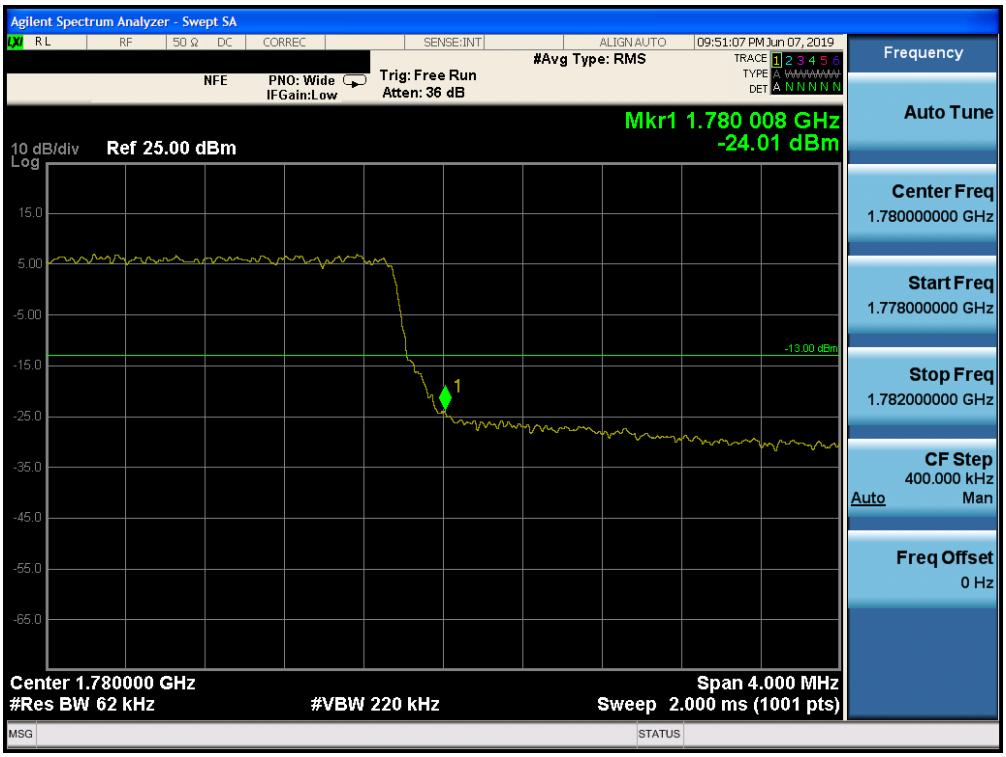

Plot 7-244. Upper Band Edge Plot (Band 66 - 5.0MHz QPSK - Full RB Configuration)

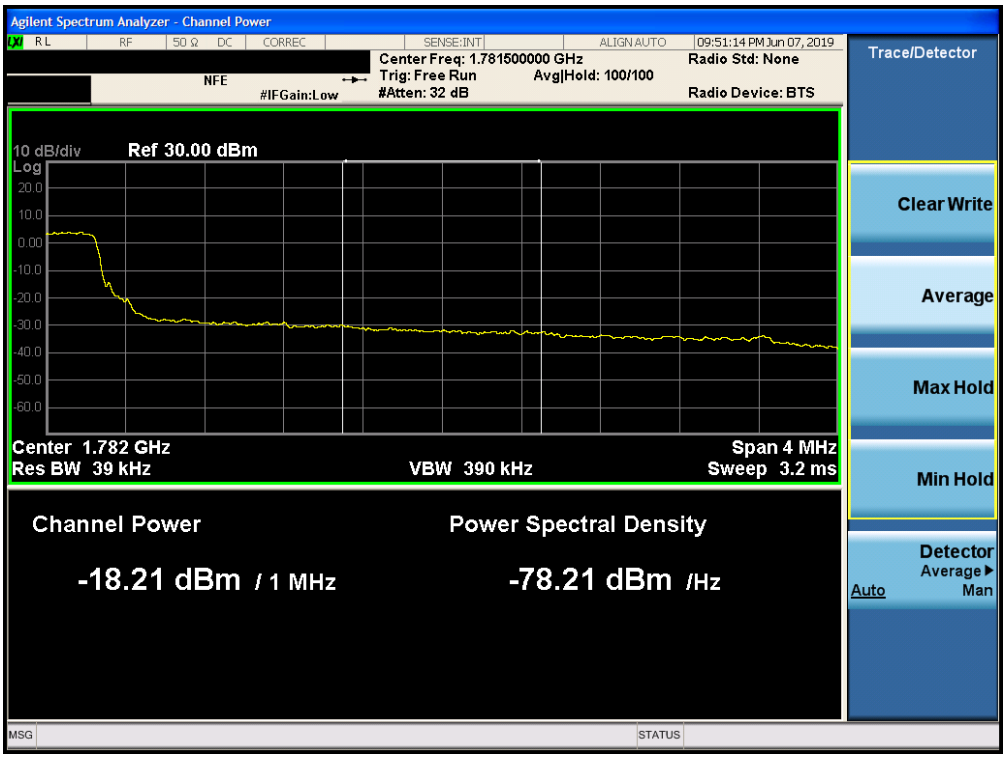

Plot 7-245. Upper Extended Band Edge Plot (Band 66 - 5.0MHz QPSK - Full RB Configuration)

© 2019 PCTEST Engineering Laboratory, Inc.
All rights reserved. Unless otherwise specified, no part of this report may be reproduced or utilized in any part, form or by any means, electronic or mechanical, including photocopying and microfilm, without permission in writing from PCTEST Engineering Laboratory, Inc. If you have any questions about this international copyright or have an enquiry about obtaining additional rights to this report or assembly of contents thereof, please contact INFO@PCTEST.COM.

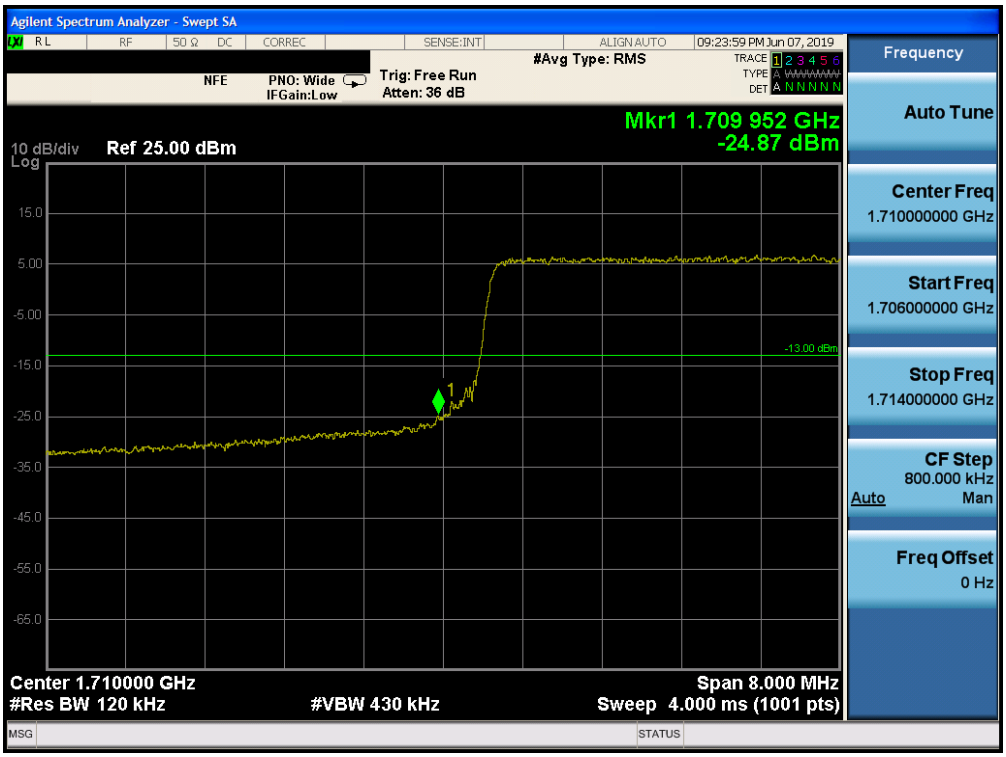

Plot 7-246. Lower Band Edge Plot (Band 66 - 10.0MHz QPSK - Full RB Configuration)

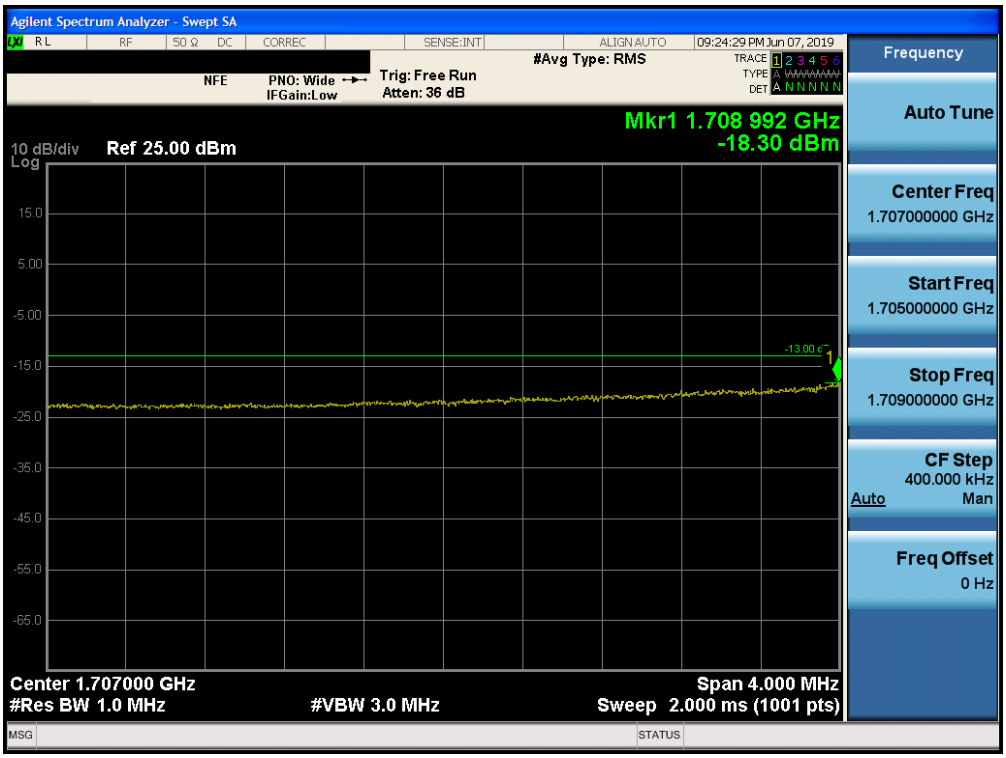

Plot 7-247. Lower Extended Band Edge Plot (Band 66 - 10.0MHz QPSK - Full RB Configuration)

© 2019 PCTEST Engineering Laboratory, Inc.
All rights reserved. Unless otherwise specified, no part of this report may be reproduced or utilized in any part, form or by any means, electronic or mechanical, including photocopying and microfilm, without permission in writing from PCTEST Engineering Laboratory, Inc. If you have any questions about this international copyright or have an enquiry about obtaining additional rights to this report or assembly of contents thereof, please contact INFO@PCTEST.COM.

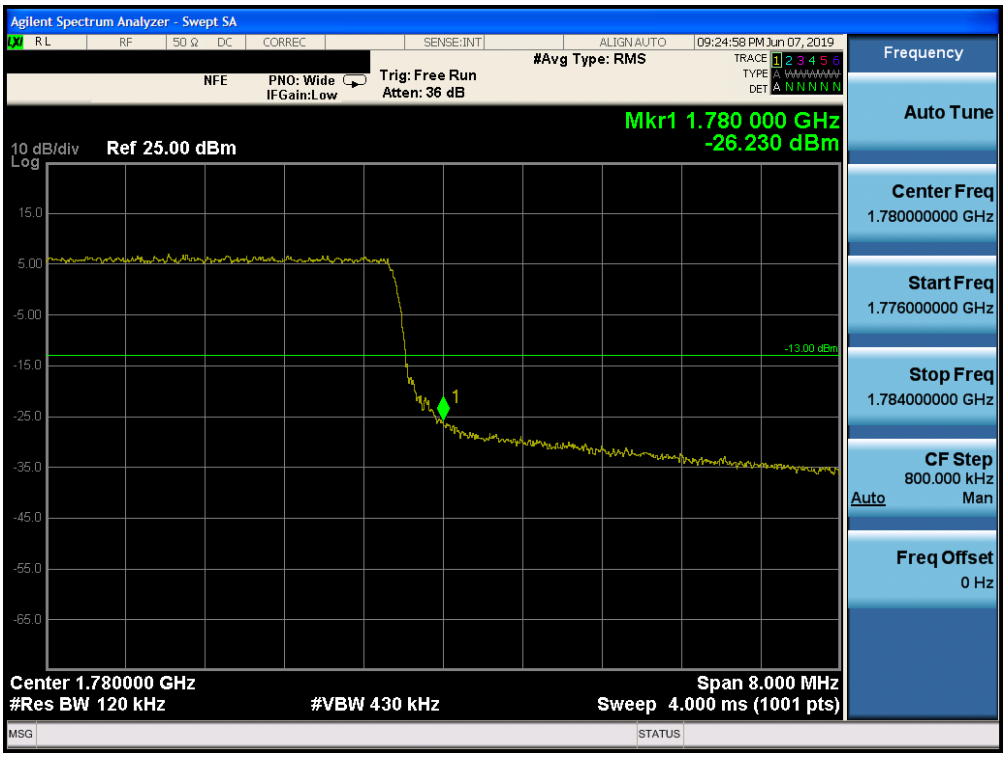

Plot 7-248. Upper Band Edge Plot (Band 66 - 10.0MHz QPSK - Full RB Configuration)

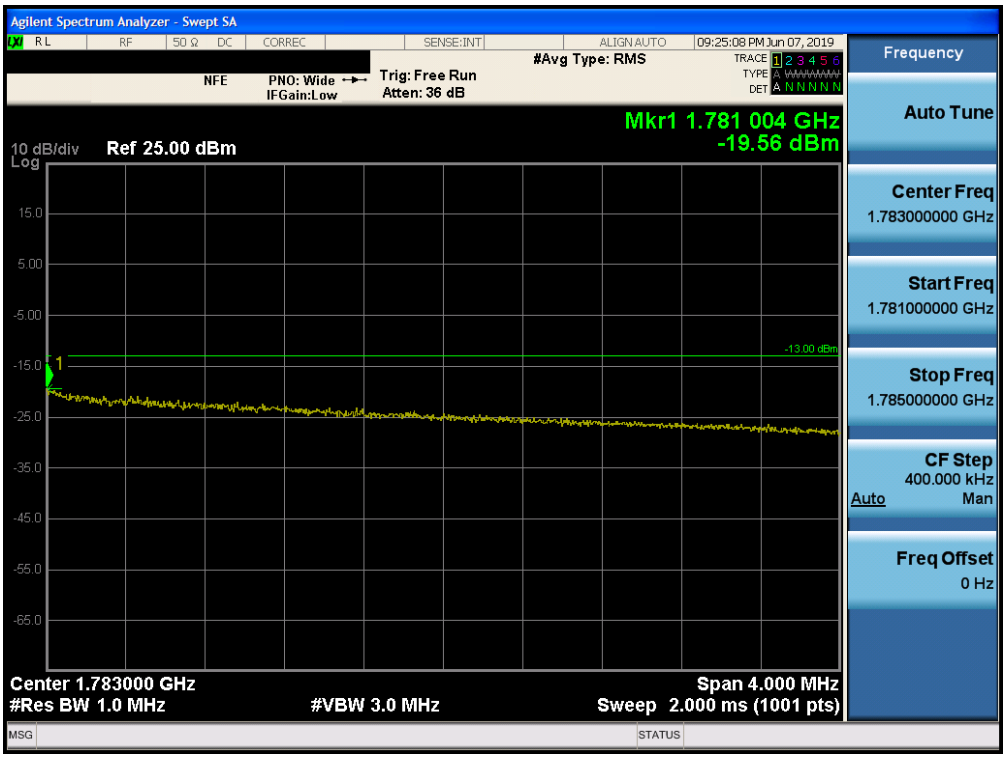

Plot 7-249. Upper Extended Band Edge Plot (Band 66 - 10.0MHz QPSK - Full RB Configuration)

© 2019 PCTEST Engineering Laboratory, Inc. V 9.0 02/01/2019
All rights reserved. Unless otherwise specified, no part of this report may be reproduced or utilized in any part, form or by any means, electronic or mechanical, including photocopying and microfilm, without permission in writing from PCTEST Engineering Laboratory, Inc. If you have any questions about this international copyright or have an enquiry about obtaining additional rights to this report or assembly of contents thereof, please contact INFO@PCTEST.COM.

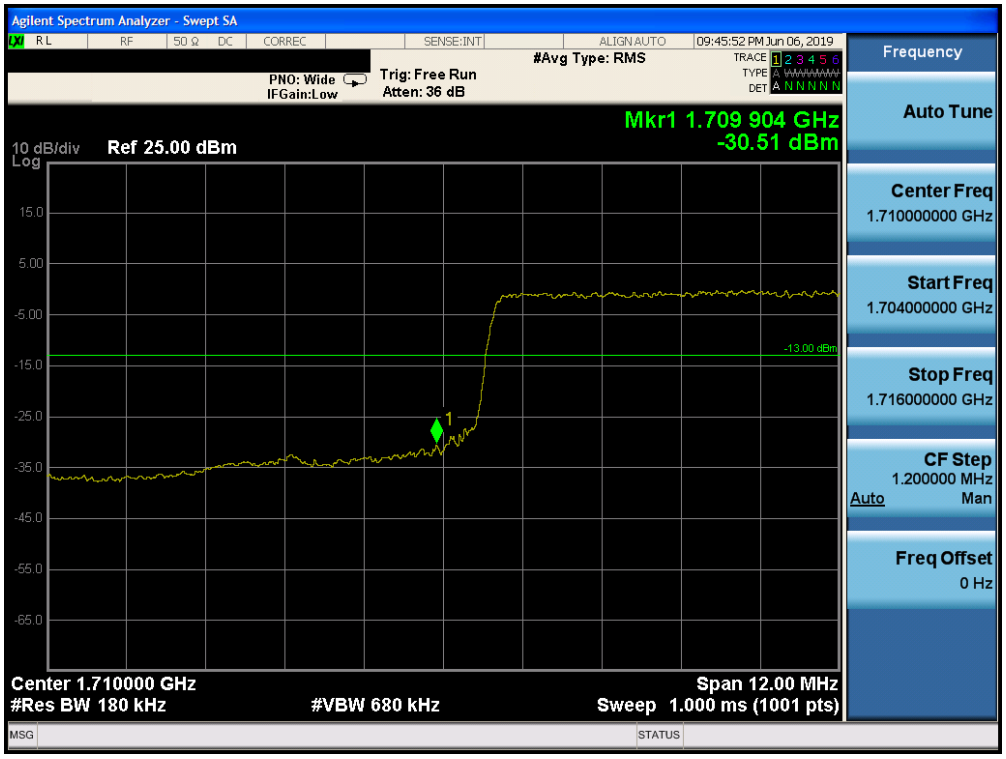

Plot 7-250. Lower Band Edge Plot (Band 66/4 - 15.0MHz QPSK - Full RB Configuration)

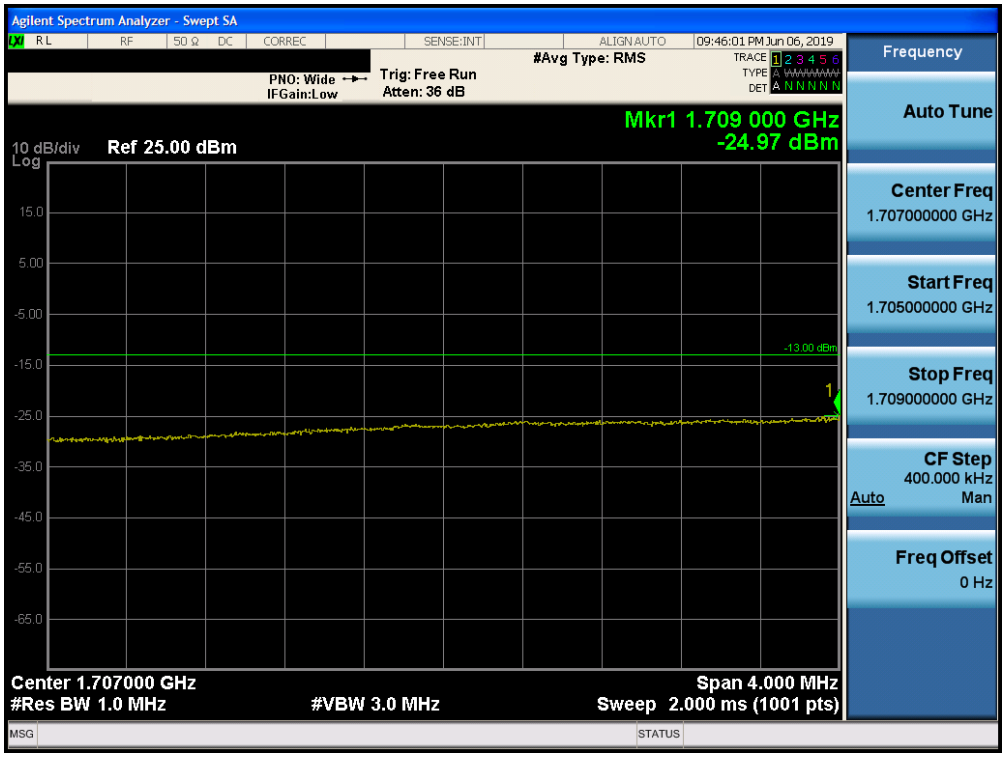

Plot 7-251. Lower Extended Band Edge Plot (Band 66/4 - 15.0MHz QPSK - Full RB Configuration)

© 2019 PCTEST Engineering Laboratory, Inc.
All rights reserved. Unless otherwise specified, no part of this report may be reproduced or utilized in any part, form or by any means, electronic or mechanical, including photocopying and microfilm, without permission in writing from PCTEST Engineering Laboratory, Inc. If you have any questions about this international copyright or have an enquiry about obtaining additional rights to this report or assembly of contents thereof, please contact INFO@PCTEST.COM.

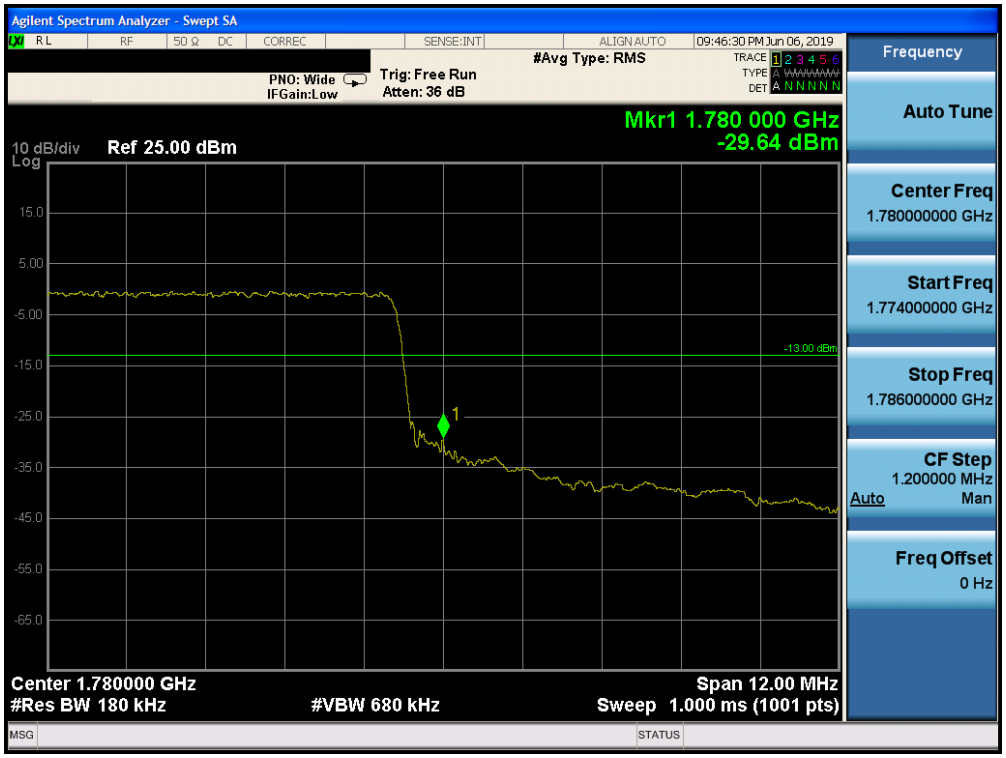

Plot 7-252. Upper Band Edge Plot (Band 66 - 15.0MHz QPSK - Full RB Configuration)

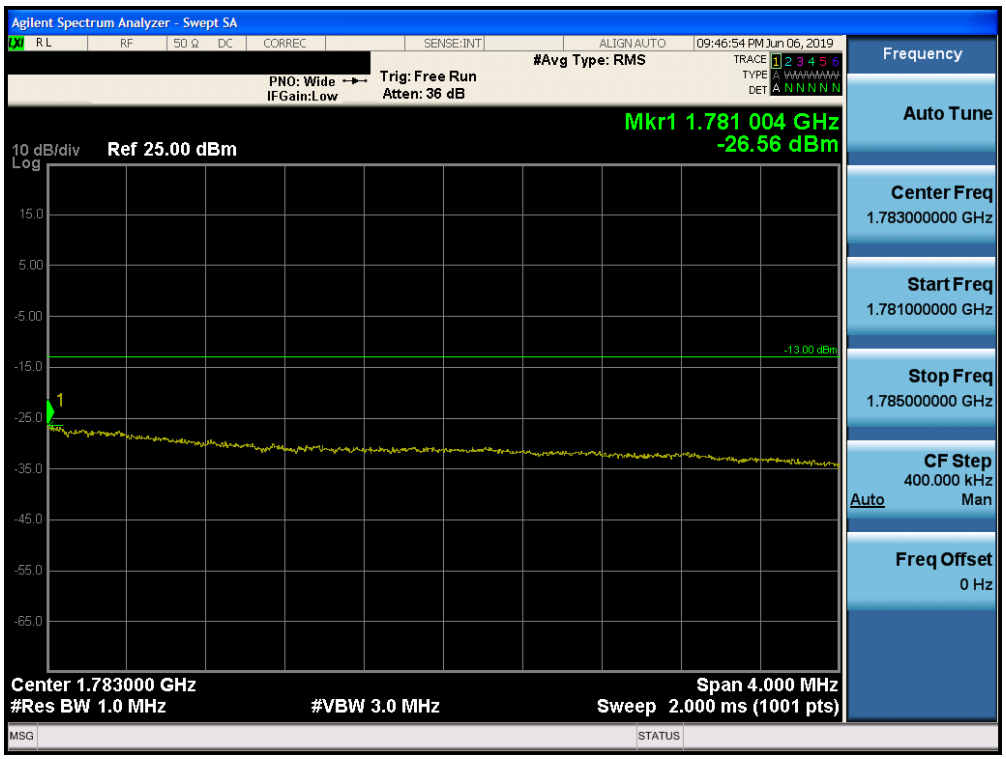

Plot 7-253. Upper Extended Band Edge Plot (Band 66 - 15.0MHz QPSK - Full RB Configuration)

© 2019 PCTEST Engineering Laboratory, Inc. V 9.0 02/01/2019
All rights reserved. Unless otherwise specified, no part of this report may be reproduced or utilized in any part, form or by any means, electronic or mechanical, including photocopying and microfilm, without permission in writing from PCTEST Engineering Laboratory, Inc. If you have any questions about this international copyright or have an enquiry about obtaining additional rights to this report or assembly of contents thereof, please contact INFO@PCTEST.COM.

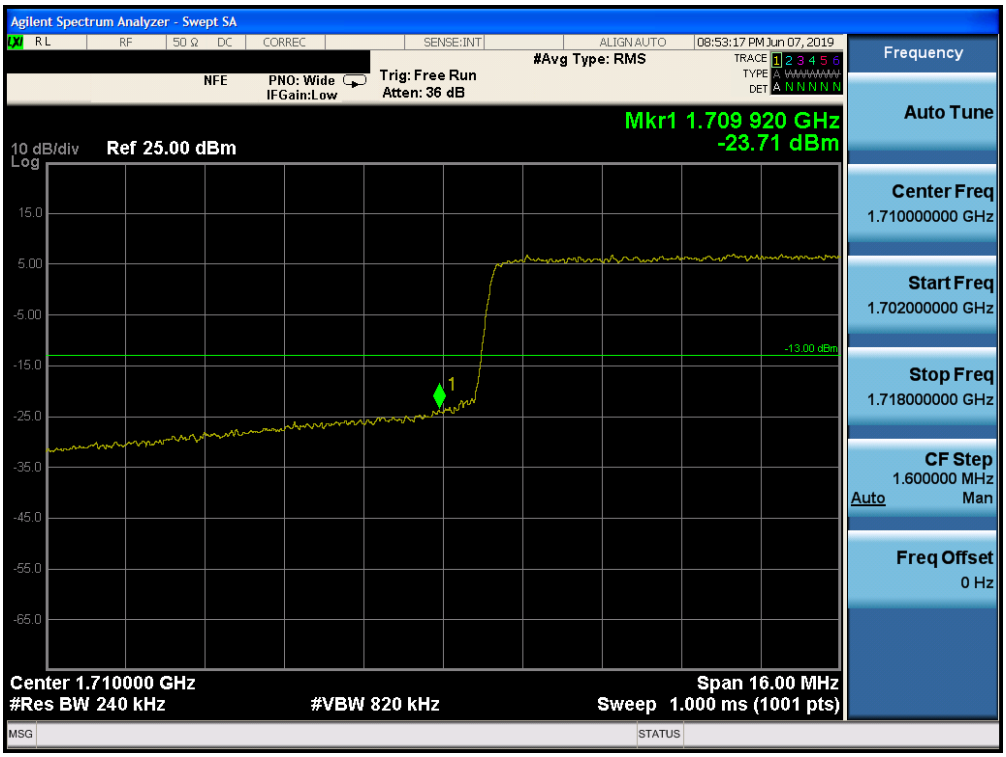

Plot 7-254. Lower Band Edge Plot (Band 66 - 20.0MHz QPSK - Full RB Configuration)

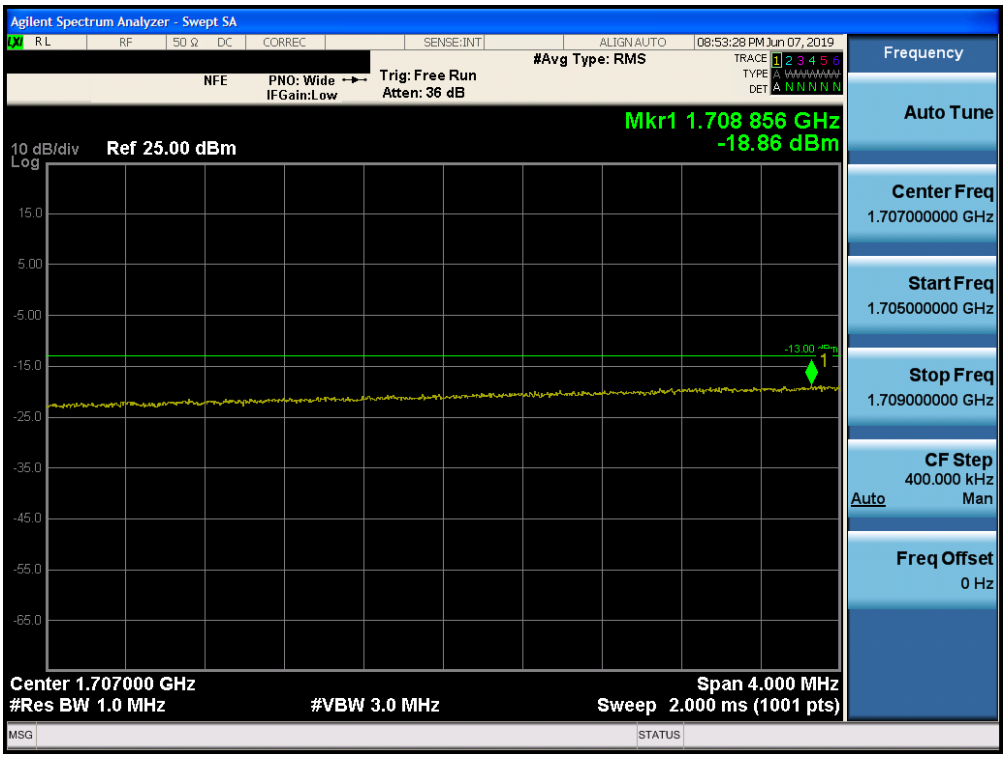

Plot 7-255. Lower Extended Band Edge Plot (Band 66 - 20.0MHz QPSK - Full RB Configuration)

© 2019 PCTEST Engineering Laboratory, Inc. V 9.0 02/01/2019
All rights reserved. Unless otherwise specified, no part of this report may be reproduced or utilized in any part, form or by any means, electronic or mechanical, including photocopying and microfilm, without permission in writing from PCTEST Engineering Laboratory, Inc. If you have any questions about this international copyright or have an enquiry about obtaining additional rights to this report or assembly of contents thereof, please contact INFO@PCTEST.COM.

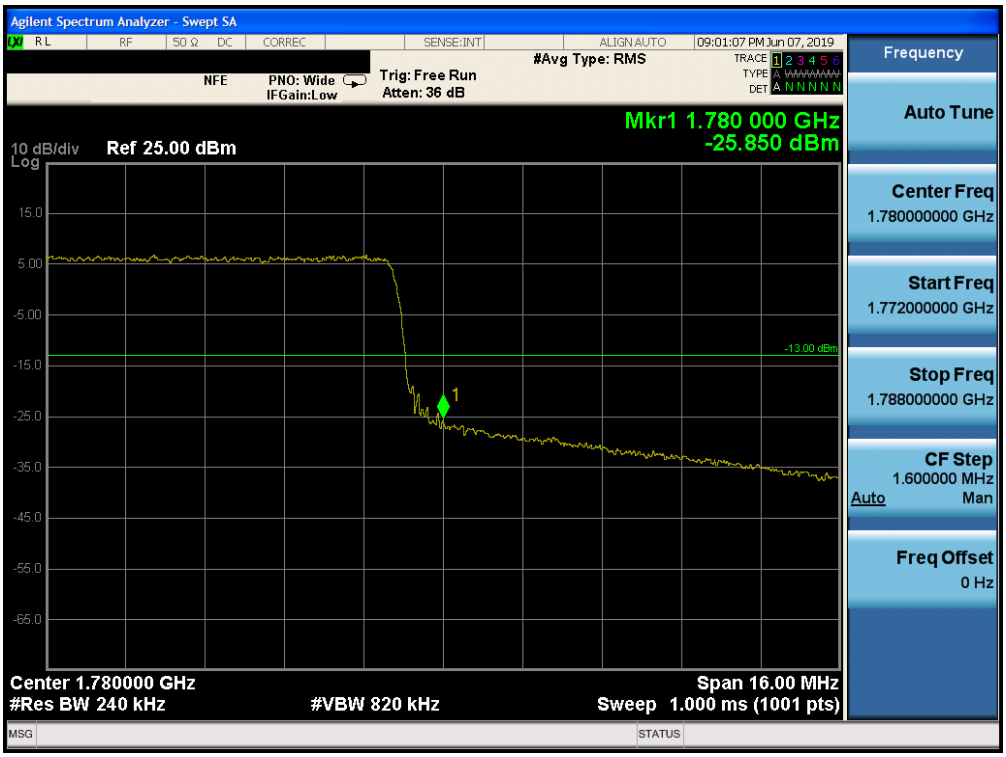

Plot 7-256. Upper Band Edge Plot (Band 66 - 20.0MHz QPSK - Full RB Configuration)

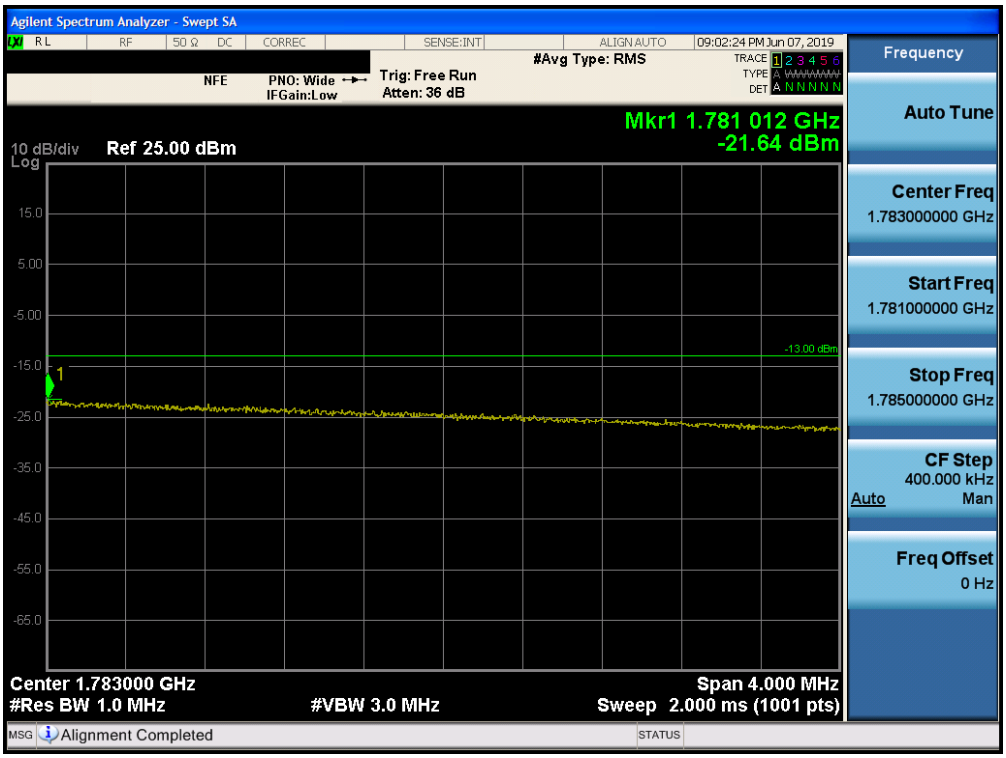

Plot 7-257. Upper Extended Band Edge Plot (Band 66 - 20.0MHz QPSK - Full RB Configuration)

© 2019 PCTEST Engineering Laboratory, Inc. V 9.0 02/01/2019
All rights reserved. Unless otherwise specified, no part of this report may be reproduced or utilized in any part, form or by any means, electronic or mechanical, including photocopying and microfilm, without permission in writing from PCTEST Engineering Laboratory, Inc. If you have any questions about this international copyright or have an enquiry about obtaining additional rights to this report or assembly of contents thereof, please contact INFO@PCTEST.COM.

Band 4

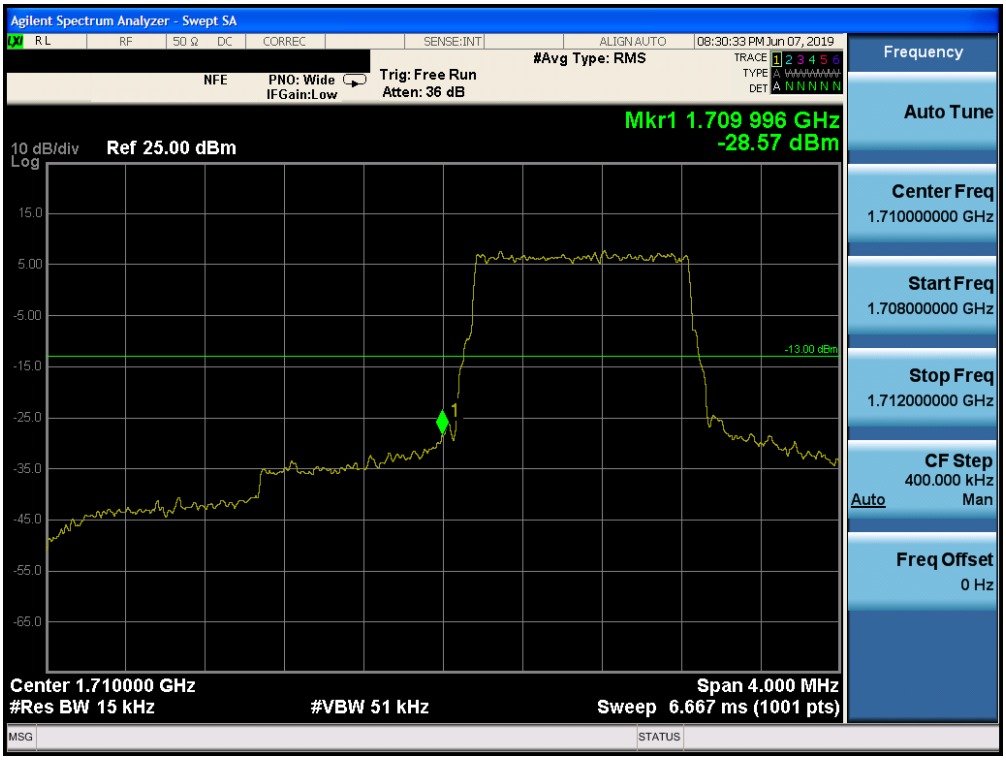

Plot 7-258. Lower Band Edge Plot (Band 4 - 1.4MHz QPSK - Full RB Configuration)

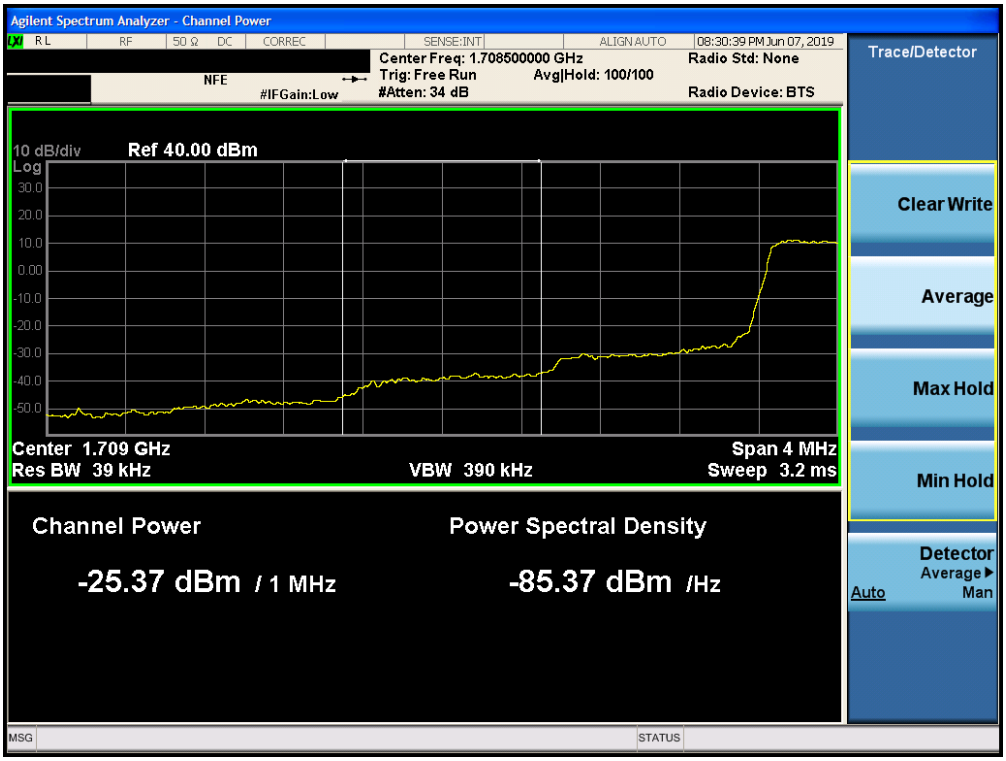

Plot 7-259. Lower Extended Band Edge Plot (Band 4 - 1.4MHz QPSK - Full RB Configuration)

© 2019 PCTEST Engineering Laboratory, Inc. V 9.0 02/01/2019
All rights reserved. Unless otherwise specified, no part of this report may be reproduced or utilized in any part, form or by any means, electronic or mechanical, including photocopying and microfilm, without permission in writing from PCTEST Engineering Laboratory, Inc. If you have any questions about this international copyright or have an enquiry about obtaining additional rights to this report or assembly of contents thereof, please contact INFO@PCTEST.COM.

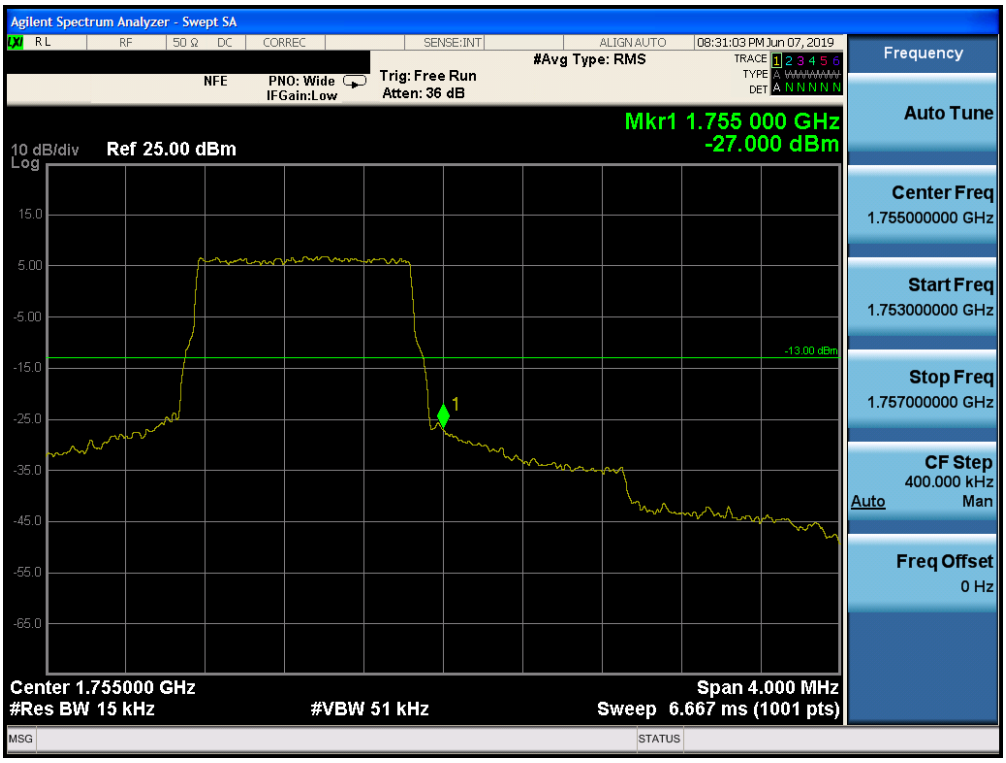

Plot 7-260. Upper Band Edge Plot (Band 4 - 1.4MHz QPSK - Full RB Configuration)

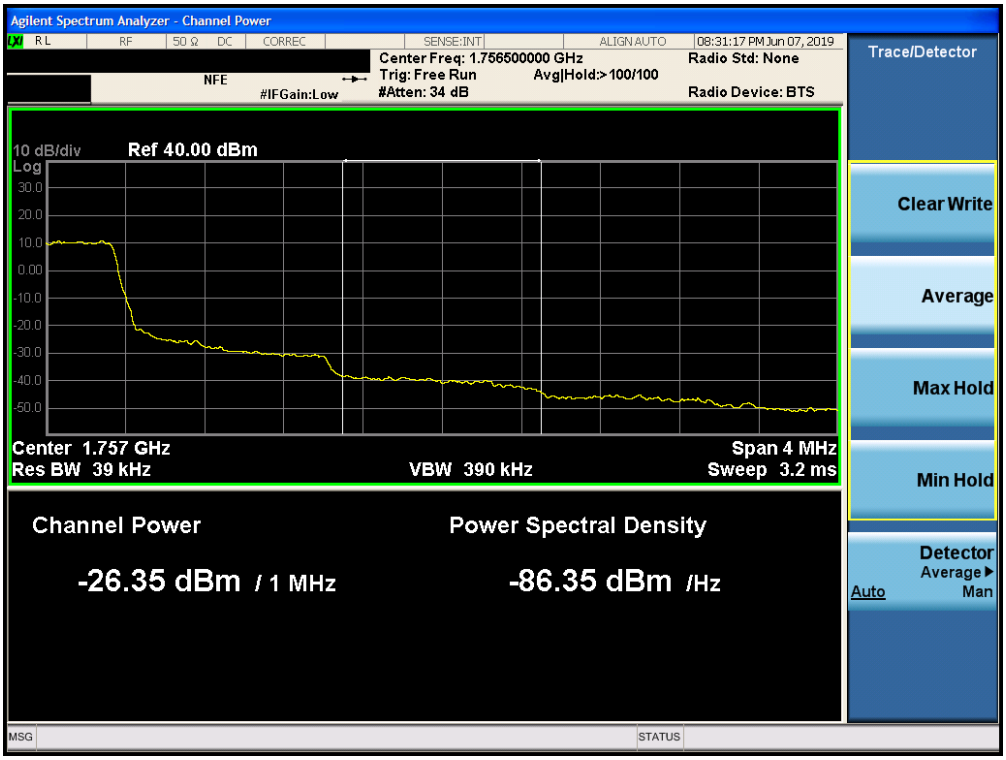

Plot 7-261. Upper Extended Band Edge Plot (Band 4 - 1.4MHz QPSK - Full RB Configuration)

© 2019 PCTEST Engineering Laboratory, Inc. V 9.0 02/01/2019
All rights reserved. Unless otherwise specified, no part of this report may be reproduced or utilized in any part, form or by any means, electronic or mechanical, including photocopying and microfilm, without permission in writing from PCTEST Engineering Laboratory, Inc. If you have any questions about this international copyright or have an enquiry about obtaining additional rights to this report or assembly of contents thereof, please contact INFO@PCTEST.COM.

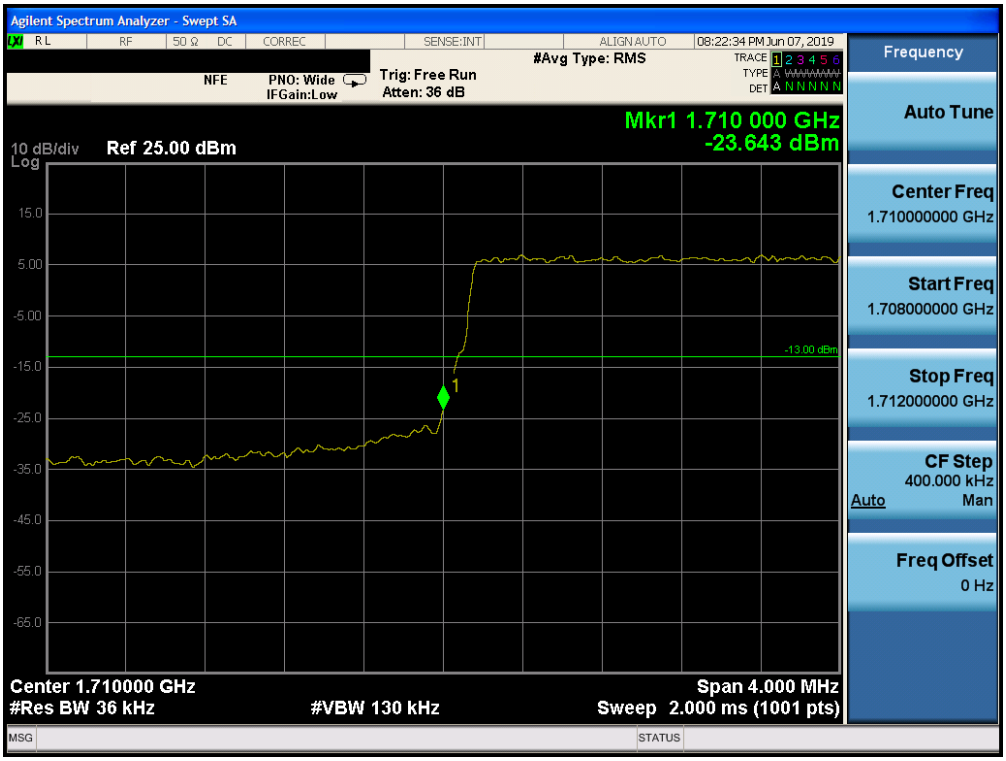

Plot 7-262. Lower Band Edge Plot (Band 4 - 3.0MHz QPSK - Full RB Configuration)

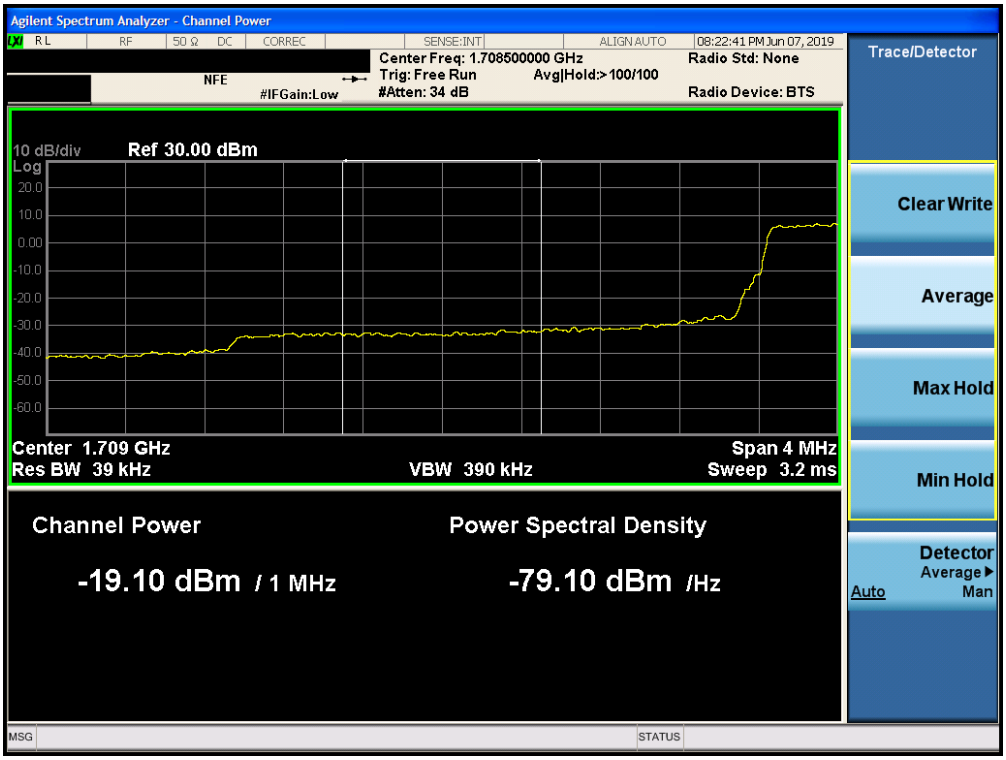

Plot 7-263. Lower Extended Band Edge Plot (Band 4 - 3.0MHz QPSK - Full RB Configuration)

© 2019 PCTEST Engineering Laboratory, Inc. V 9.0 02/01/2019
All rights reserved. Unless otherwise specified, no part of this report may be reproduced or utilized in any part, form or by any means, electronic or mechanical, including photocopying and microfilm, without permission in writing from PCTEST Engineering Laboratory, Inc. If you have any questions about this international copyright or have an enquiry about obtaining additional rights to this report or assembly of contents thereof, please contact INFO@PCTEST.COM.

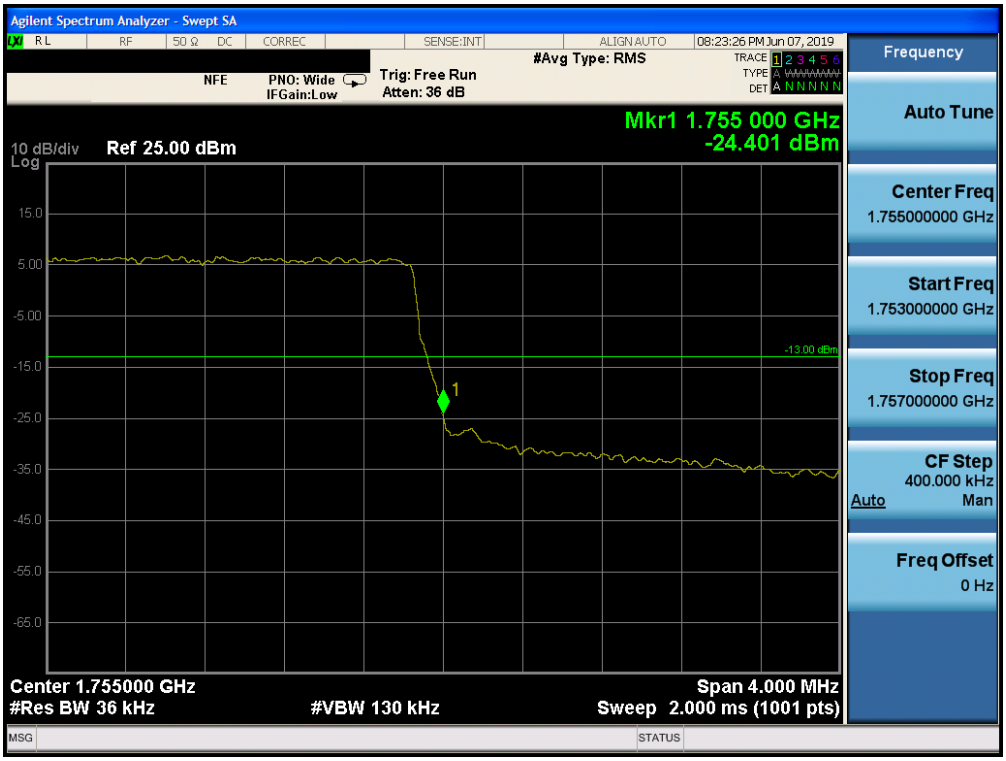

Plot 7-264. Upper Band Edge Plot (Band 4 - 3.0MHz QPSK - Full RB Configuration)

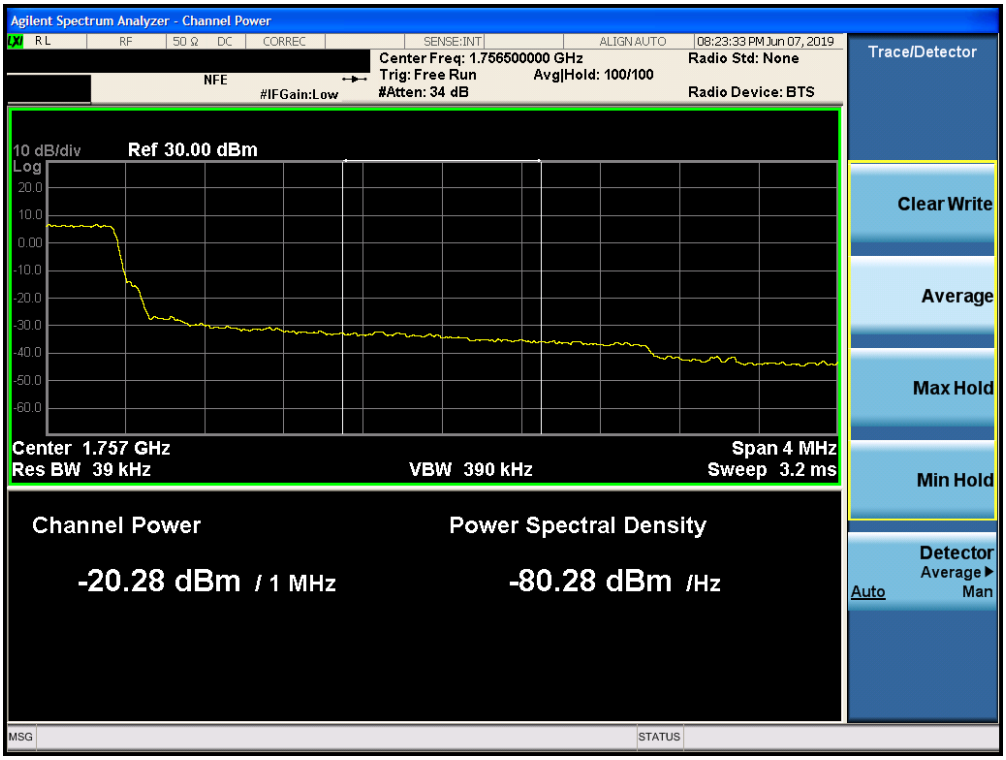

Plot 7-265. Upper Extended Band Edge Plot (Band 4 - 3.0MHz QPSK - Full RB Configuration)

© 2019 PCTEST Engineering Laboratory, Inc.
All rights reserved. Unless otherwise specified, no part of this report may be reproduced or utilized in any part, form or by any means, electronic or mechanical, including photocopying and microfilm, without permission in writing from PCTEST Engineering Laboratory, Inc. If you have any questions about this international copyright or have an enquiry about obtaining additional rights to this report or assembly of contents thereof, please contact INFO@PCTEST.COM.

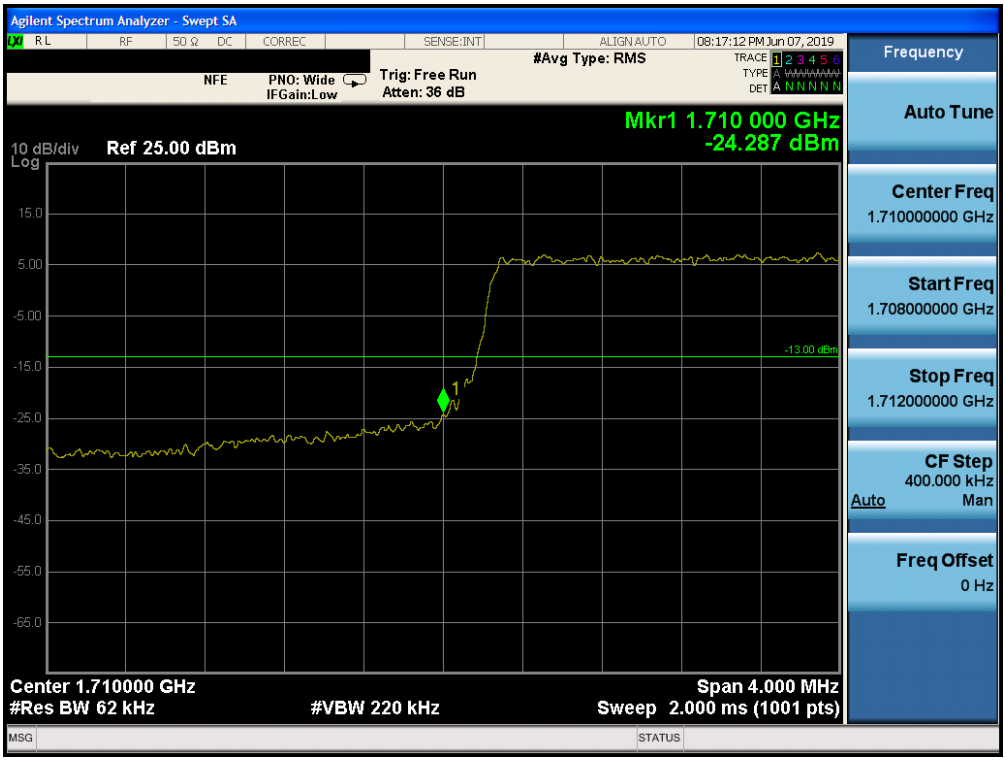

Plot 7-266. Lower Band Edge Plot (Band 4 - 5.0MHz QPSK - Full RB Configuration)

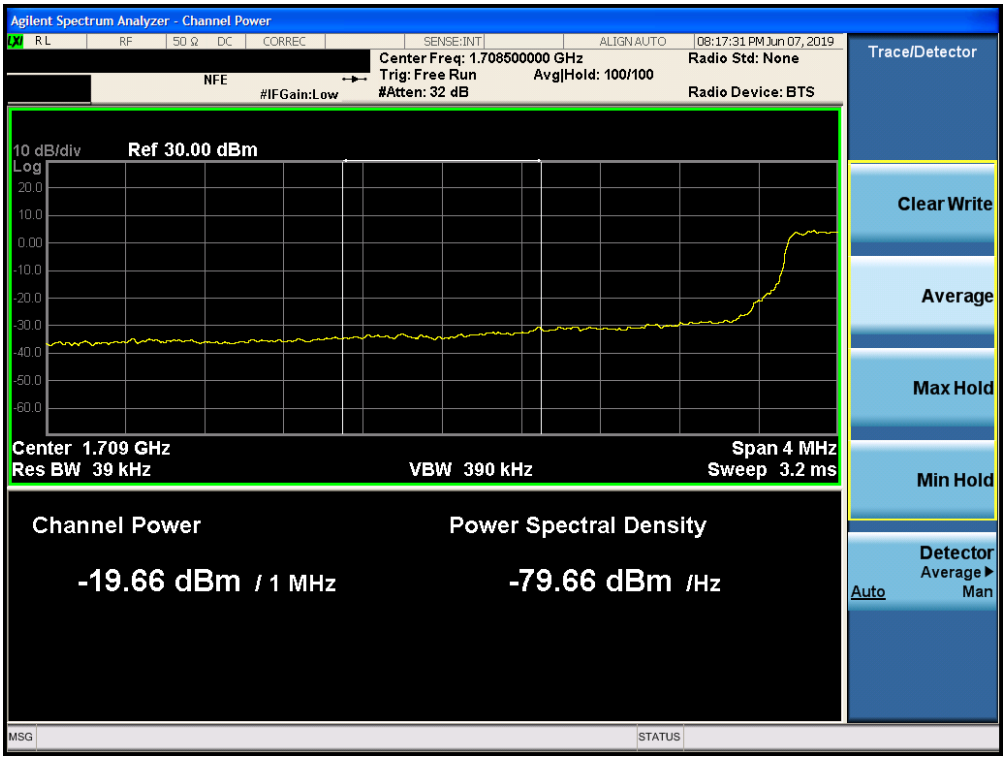

Plot 7-267. Lower Extended Band Edge Plot (Band 4 - 5.0MHz QPSK - Full RB Configuration)

© 2019 PCTEST Engineering Laboratory, Inc. V 9.0 02/01/2019
All rights reserved. Unless otherwise specified, no part of this report may be reproduced or utilized in any part, form or by any means, electronic or mechanical, including photocopying and microfilm, without permission in writing from PCTEST Engineering Laboratory, Inc. If you have any questions about this international copyright or have an enquiry about obtaining additional rights to this report or assembly of contents thereof, please contact INFO@PCTEST.COM.

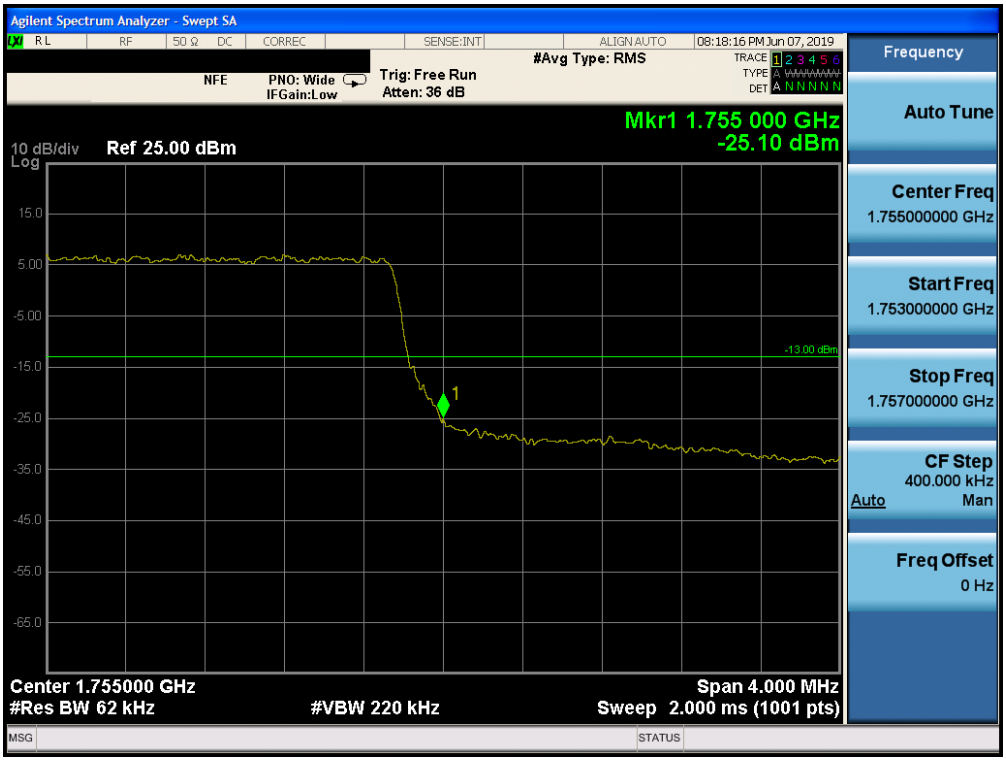

Plot 7-268. Upper Band Edge Plot (Band 4 - 5.0MHz QPSK - Full RB Configuration)

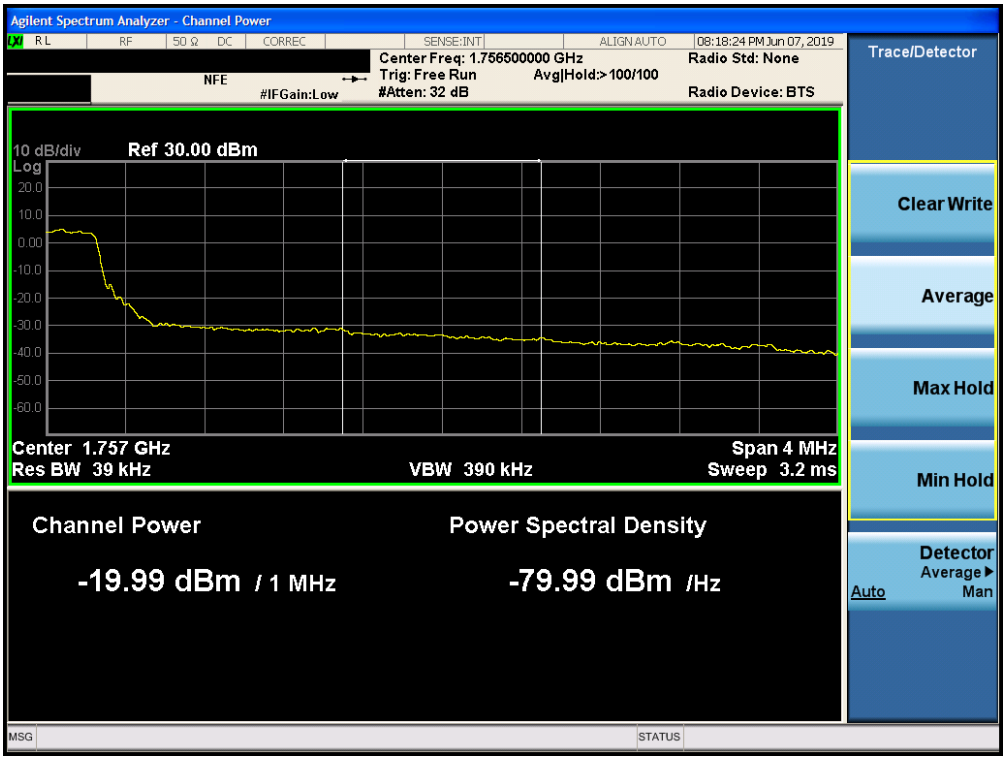

Plot 7-269. Upper Extended Band Edge Plot (Band 4 - 5.0MHz QPSK - Full RB Configuration)

© 2019 PCTEST Engineering Laboratory, Inc.
All rights reserved. Unless otherwise specified, no part of this report may be reproduced or utilized in any part, form or by any means, electronic or mechanical, including photocopying and microfilm, without permission in writing from PCTEST Engineering Laboratory, Inc. If you have any questions about this international copyright or have an enquiry about obtaining additional rights to this report or assembly of contents thereof, please contact INFO@PCTEST.COM.

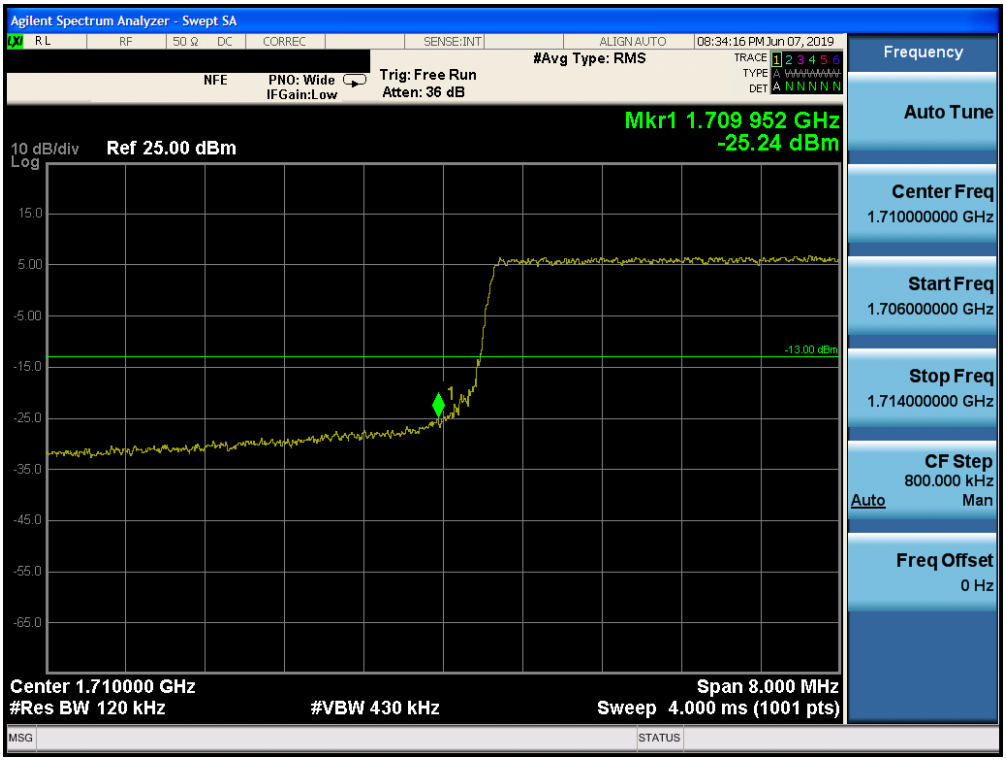

Plot 7-270. Lower Band Edge Plot (Band 4 - 10.0MHz QPSK - Full RB Configuration)

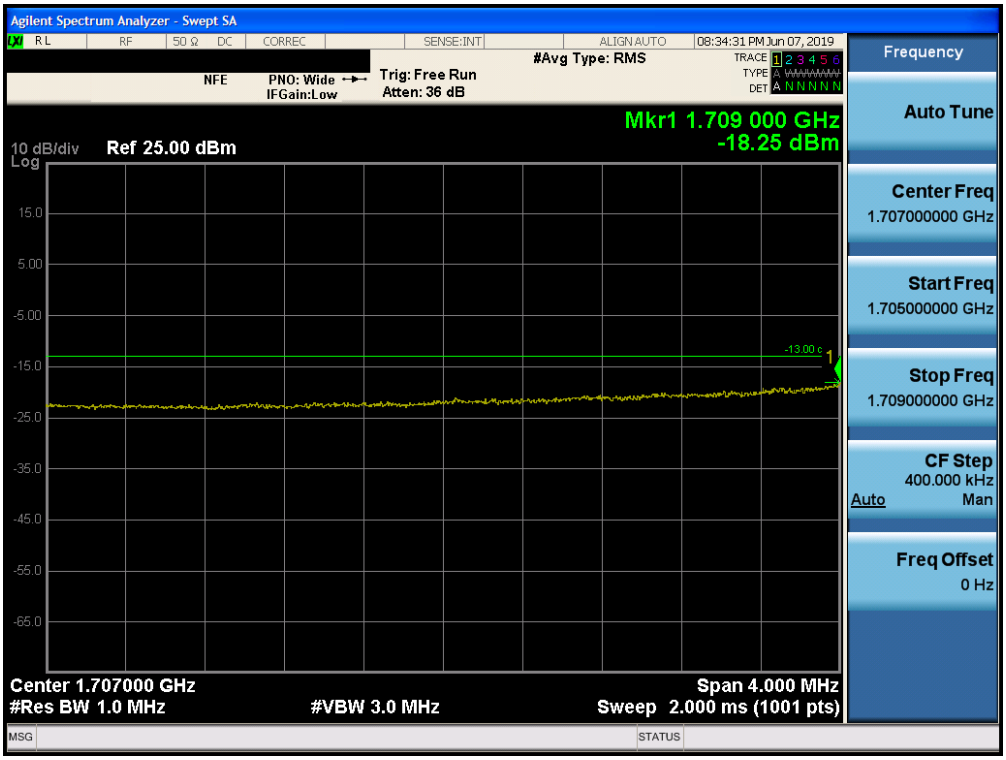

Plot 7-271. Lower Extended Band Edge Plot (Band 4 - 10.0MHz QPSK - Full RB Configuration)

© 2019 PCTEST Engineering Laboratory, Inc. V 9.0 02/01/2019
All rights reserved. Unless otherwise specified, no part of this report may be reproduced or utilized in any part, form or by any means, electronic or mechanical, including photocopying and microfilm, without permission in writing from PCTEST Engineering Laboratory, Inc. If you have any questions about this international copyright or have an enquiry about obtaining additional rights to this report or assembly of contents thereof, please contact INFO@PCTEST.COM.

Plot 7-272. Upper Band Edge Plot (Band 4 - 10.0MHz QPSK - Full RB Configuration)

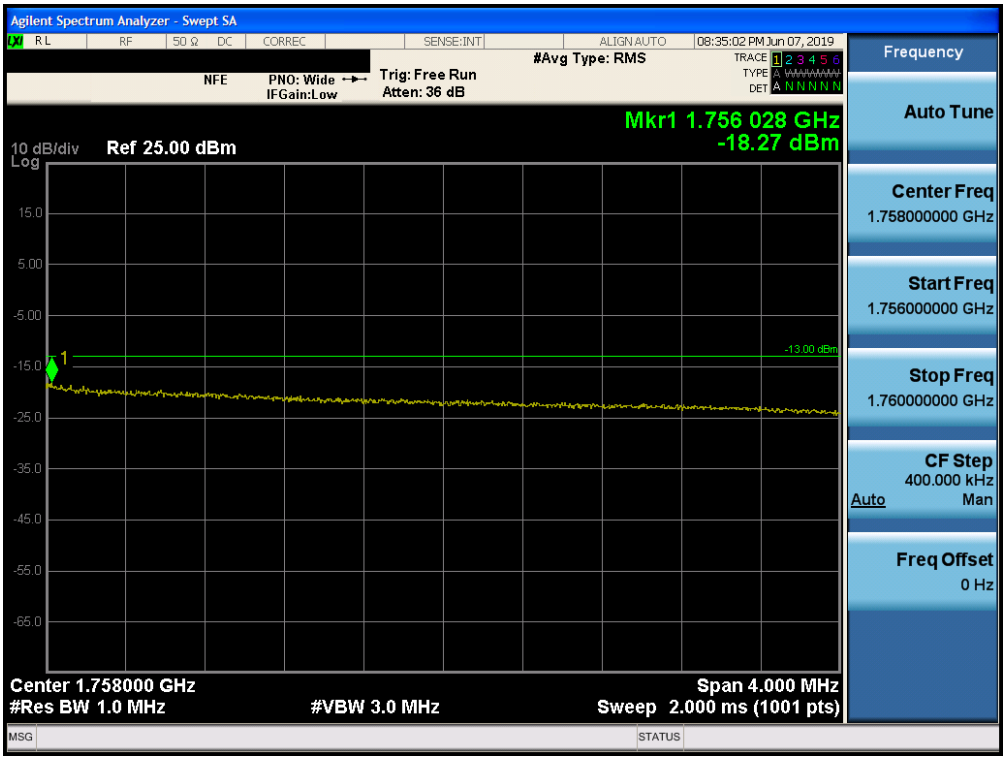

Plot 7-273. Upper Extended Band Edge Plot (Band 4 - 10.0MHz QPSK - Full RB Configuration)

© 2019 PCTEST Engineering Laboratory, Inc. V 9.0 02/01/2019
All rights reserved. Unless otherwise specified, no part of this report may be reproduced or utilized in any part, form or by any means, electronic or mechanical, including photocopying and microfilm, without permission in writing from PCTEST Engineering Laboratory, Inc. If you have any questions about this international copyright or have an enquiry about obtaining additional rights to this report or assembly of contents thereof, please contact INFO@PCTEST.COM.

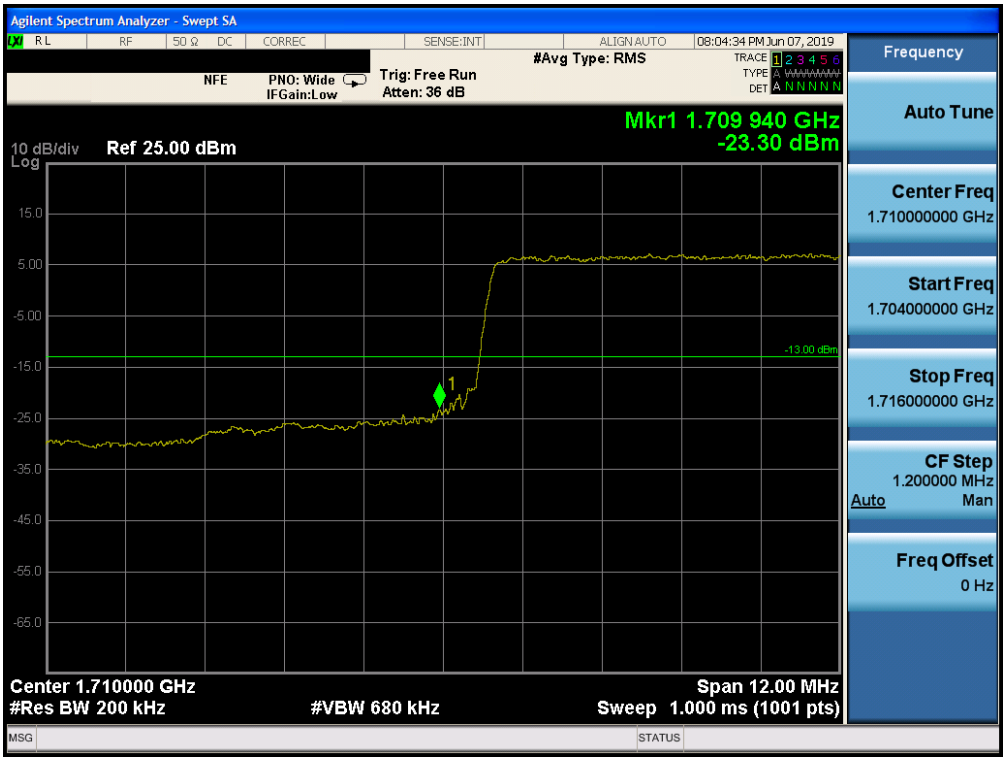

Plot 7-274. Lower Band Edge Plot (Band 4 - 15.0MHz QPSK - Full RB Configuration)

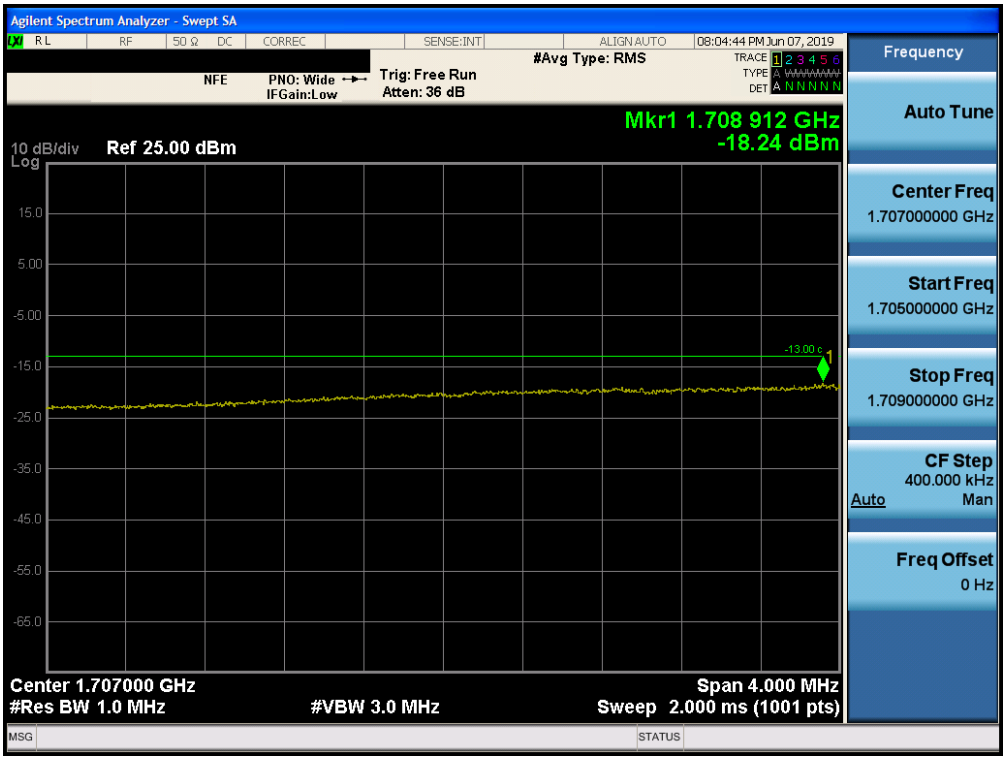

Plot 7-275. Lower Extended Band Edge Plot (Band 4 - 15.0MHz QPSK - Full RB Configuration)

© 2019 PCTEST Engineering Laboratory, Inc. V 9.0 02/01/2019
All rights reserved. Unless otherwise specified, no part of this report may be reproduced or utilized in any part, form or by any means, electronic or mechanical, including photocopying and microfilm, without permission in writing from PCTEST Engineering Laboratory, Inc. If you have any questions about this international copyright or have an enquiry about obtaining additional rights to this report or assembly of contents thereof, please contact INFO@PCTEST.COM.

Plot 7-276. Upper Band Edge Plot (Band 4 - 15.0MHz QPSK - Full RB Configuration)

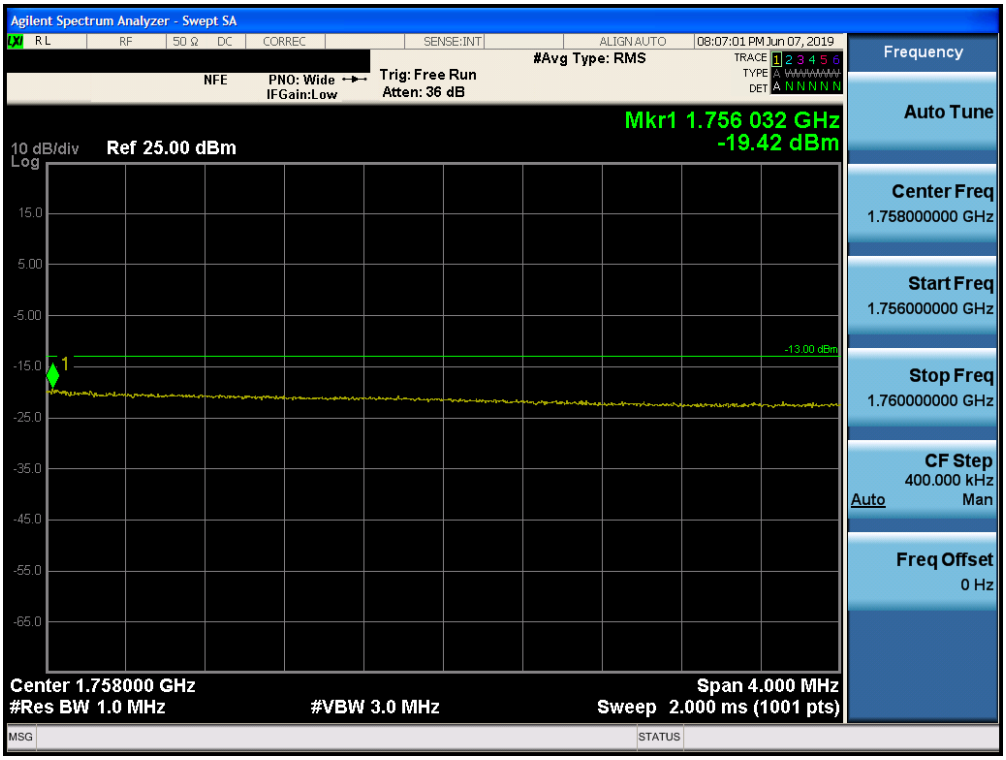

Plot 7-277. Upper Extended Band Edge Plot (Band 4 - 15.0MHz QPSK - Full RB Configuration)

© 2019 PCTEST Engineering Laboratory, Inc. V 9.0 02/01/2019
All rights reserved. Unless otherwise specified, no part of this report may be reproduced or utilized in any part, form or by any means, electronic or mechanical, including photocopying and microfilm, without permission in writing from PCTEST Engineering Laboratory, Inc. If you have any questions about this international copyright or have an enquiry about obtaining additional rights to this report or assembly of contents thereof, please contact INFO@PCTEST.COM.

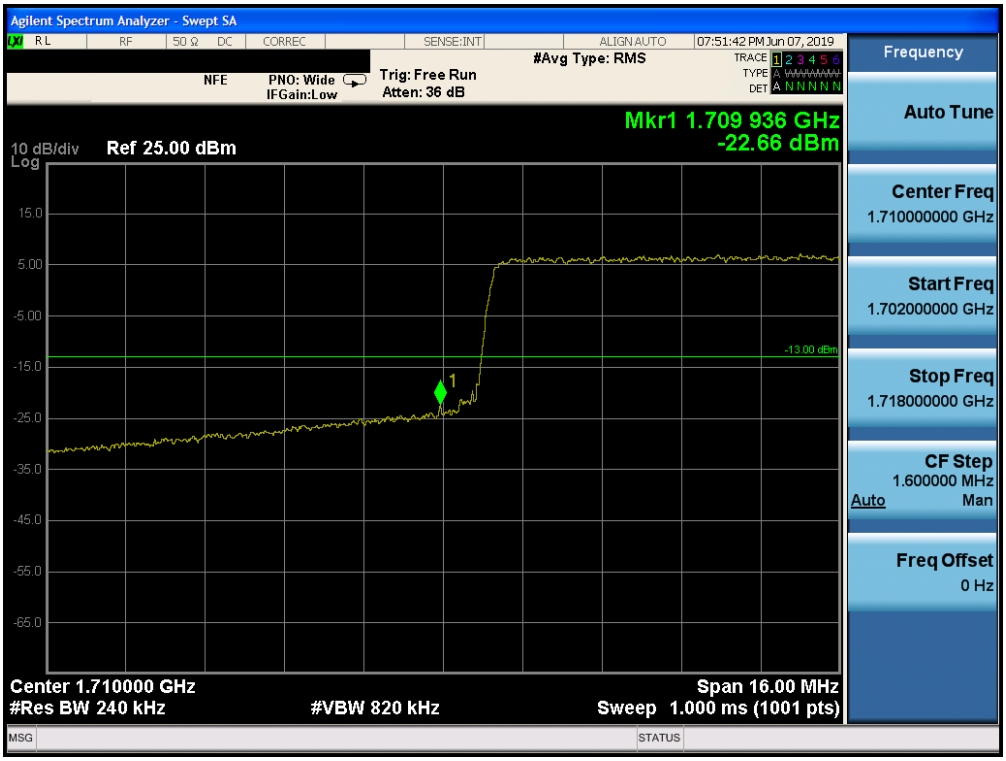

Plot 7-278. Lower Band Edge Plot (Band 4 - 20.0MHz QPSK - Full RB Configuration)

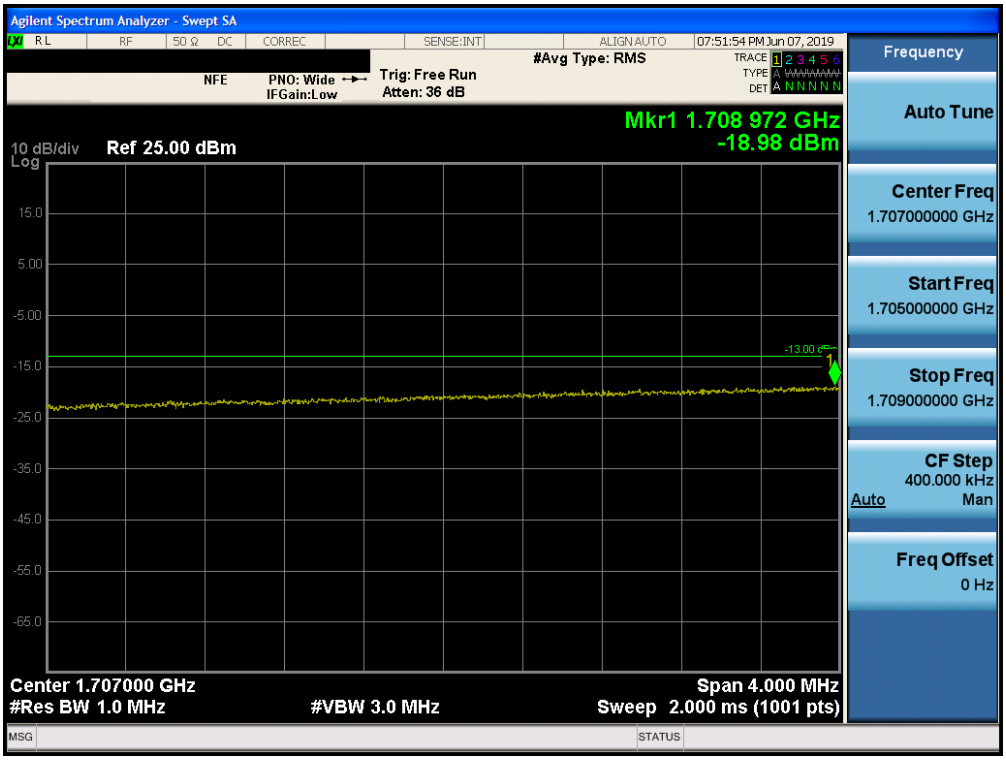

Plot 7-279. Lower Extended Band Edge Plot (Band 4 - 20.0MHz QPSK - Full RB Configuration)

© 2019 PCTEST Engineering Laboratory, Inc.
All rights reserved. Unless otherwise specified, no part of this report may be reproduced or utilized in any part, form or by any means, electronic or mechanical, including photocopying and microfilm, without permission in writing from PCTEST Engineering Laboratory, Inc. If you have any questions about this international copyright or have an enquiry about obtaining additional rights to this report or assembly of contents thereof, please contact INFO@PCTEST.COM.

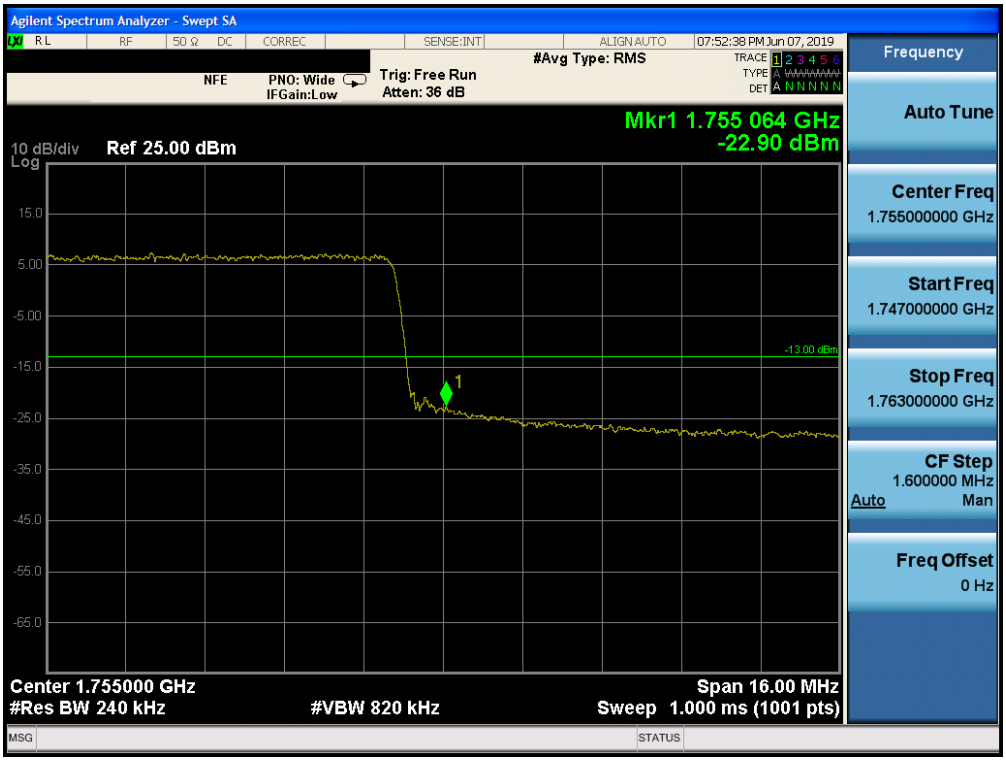

Plot 7-280. Upper Band Edge Plot (Band 4 - 20.0MHz QPSK - Full RB Configuration)

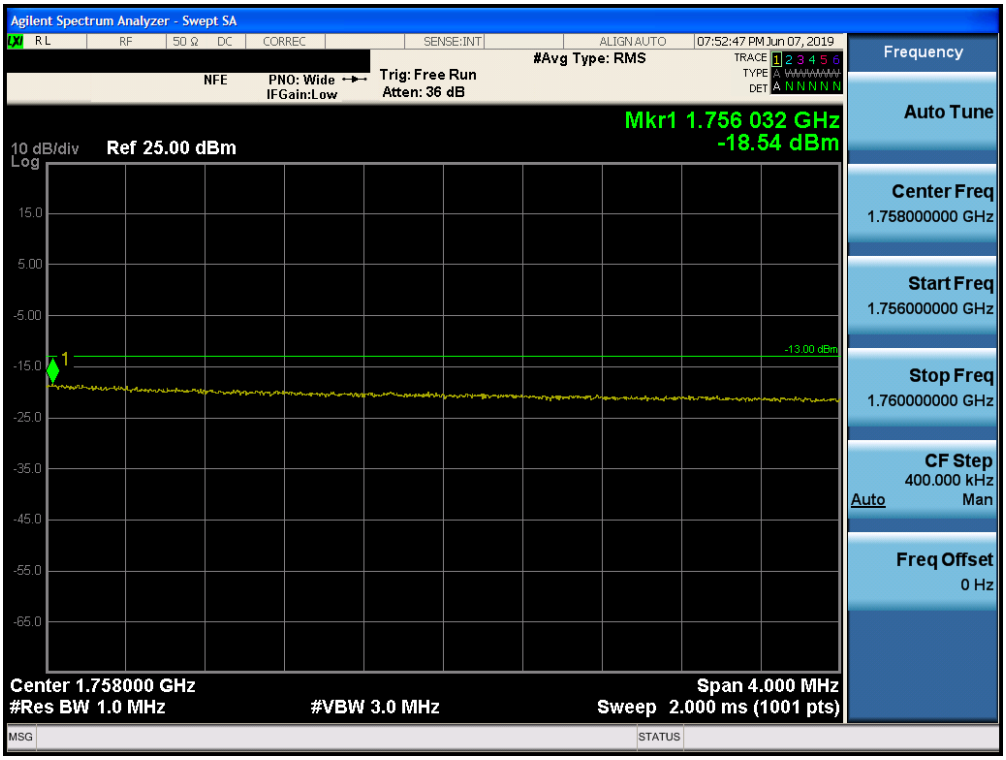

Plot 7-281. Upper Extended Band Edge Plot (Band 4 - 20.0MHz QPSK - Full RB Configuration)

© 2019 PCTEST Engineering Laboratory, Inc. V 9.0 02/01/2019
All rights reserved. Unless otherwise specified, no part of this report may be reproduced or utilized in any part, form or by any means, electronic or mechanical, including photocopying and microfilm, without permission in writing from PCTEST Engineering Laboratory, Inc. If you have any questions about this international copyright or have an enquiry about obtaining additional rights to this report or assembly of contents thereof, please contact INFO@PCTEST.COM.

Band 25

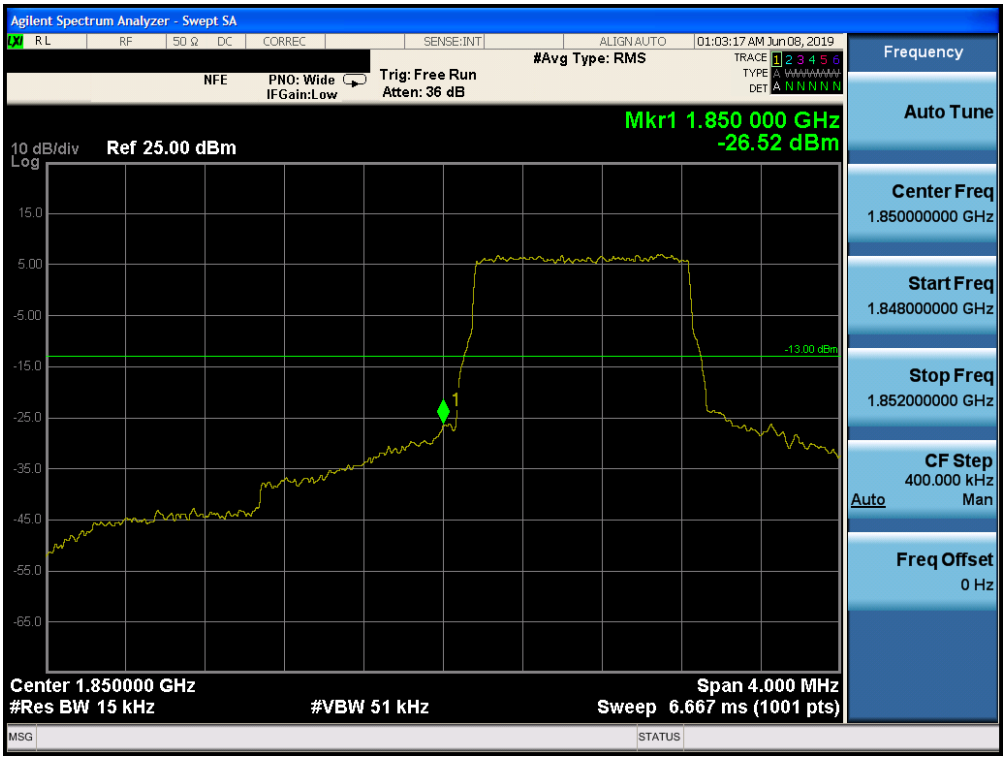

Plot 7-282. Lower Band Edge Plot (Band 25 - 1.4MHz QPSK - Full RB Configuration)

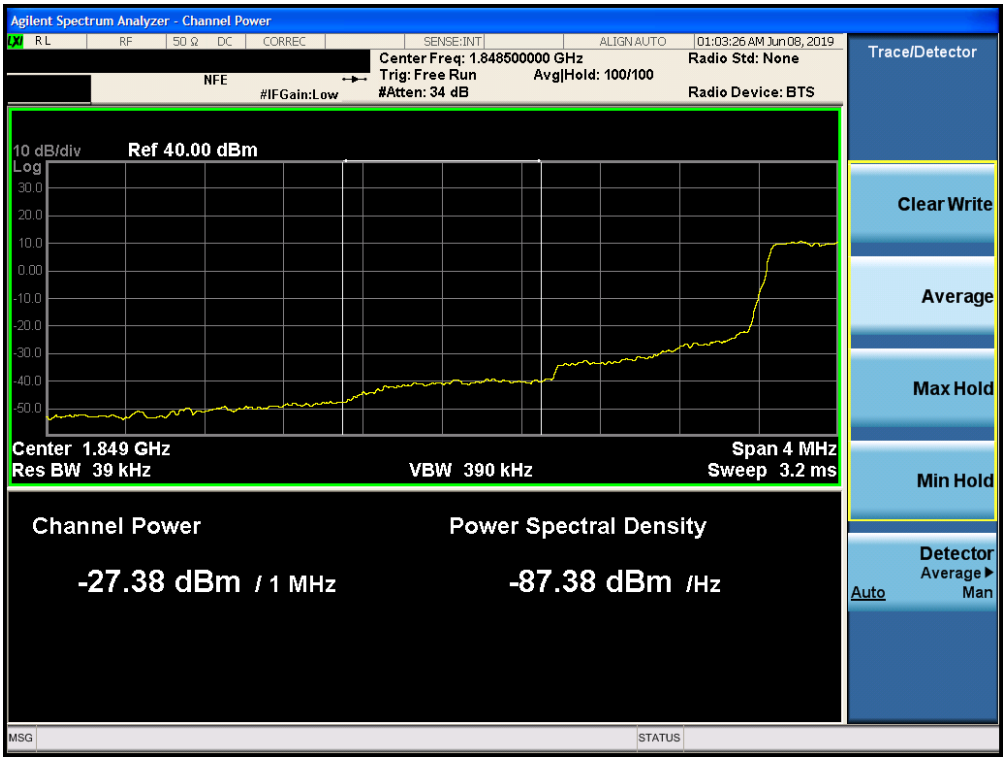

Plot 7-283. Lower Extended Band Edge Plot (Band 25 - 1.4MHz QPSK - Full RB Configuration)

© 2019 PCTEST Engineering Laboratory, Inc.
All rights reserved. Unless otherwise specified, no part of this report may be reproduced or utilized in any part, form or by any means, electronic or mechanical, including photocopying and microfilm, without permission in writing from PCTEST Engineering Laboratory, Inc. If you have any questions about this international copyright or have an enquiry about obtaining additional rights to this report or assembly of contents thereof, please contact INFO@PCTEST.COM.

Plot 7-284. Upper Band Edge Plot (Band 25 - 1.4MHz QPSK - Full RB Configuration)

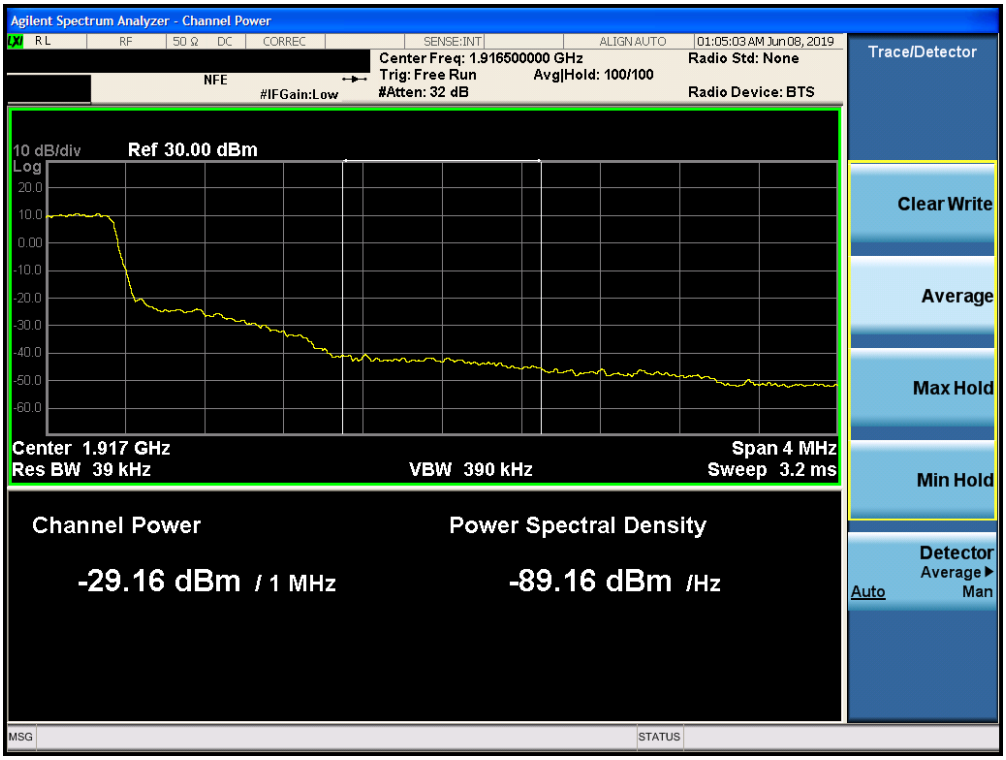

Plot 7-285. Upper Extended Band Edge Plot (Band 25 - 1.4MHz QPSK - Full RB Configuration)

© 2019 PCTEST Engineering Laboratory, Inc. V 9.0 02/01/2019
All rights reserved. Unless otherwise specified, no part of this report may be reproduced or utilized in any part, form or by any means, electronic or mechanical, including photocopying and microfilm, without permission in writing from PCTEST Engineering Laboratory, Inc. If you have any questions about this international copyright or have an enquiry about obtaining additional rights to this report or assembly of contents thereof, please contact INFO@PCTEST.COM.

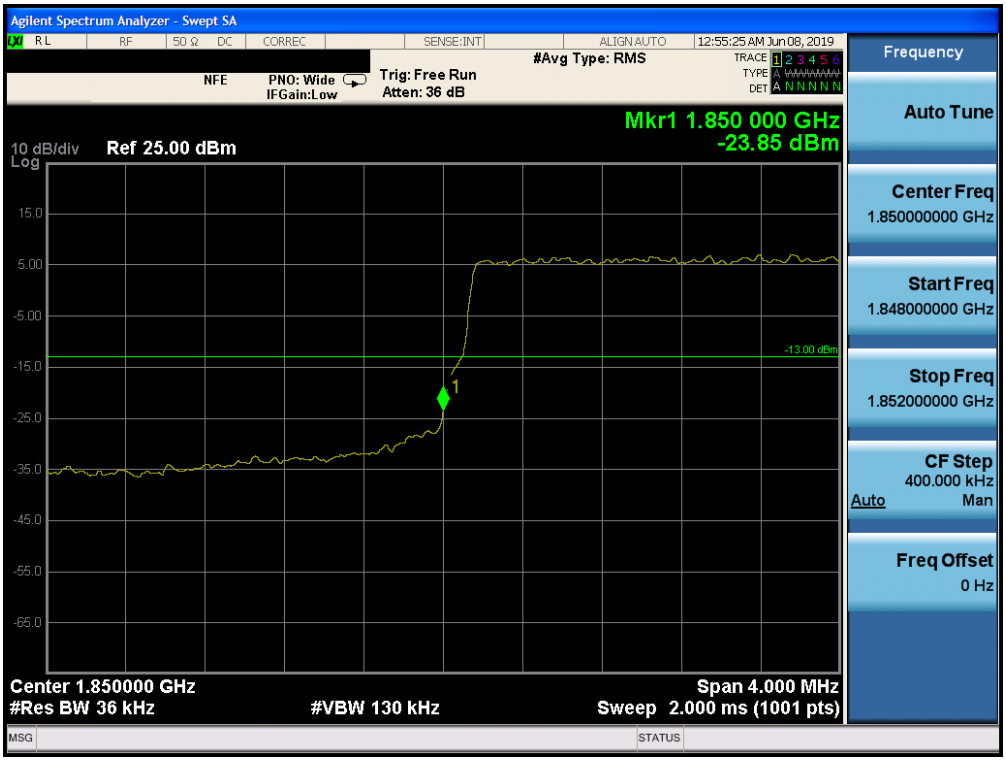

Plot 7-286. Lower Band Edge Plot (Band 25 - 3.0MHz QPSK - Full RB Configuration)

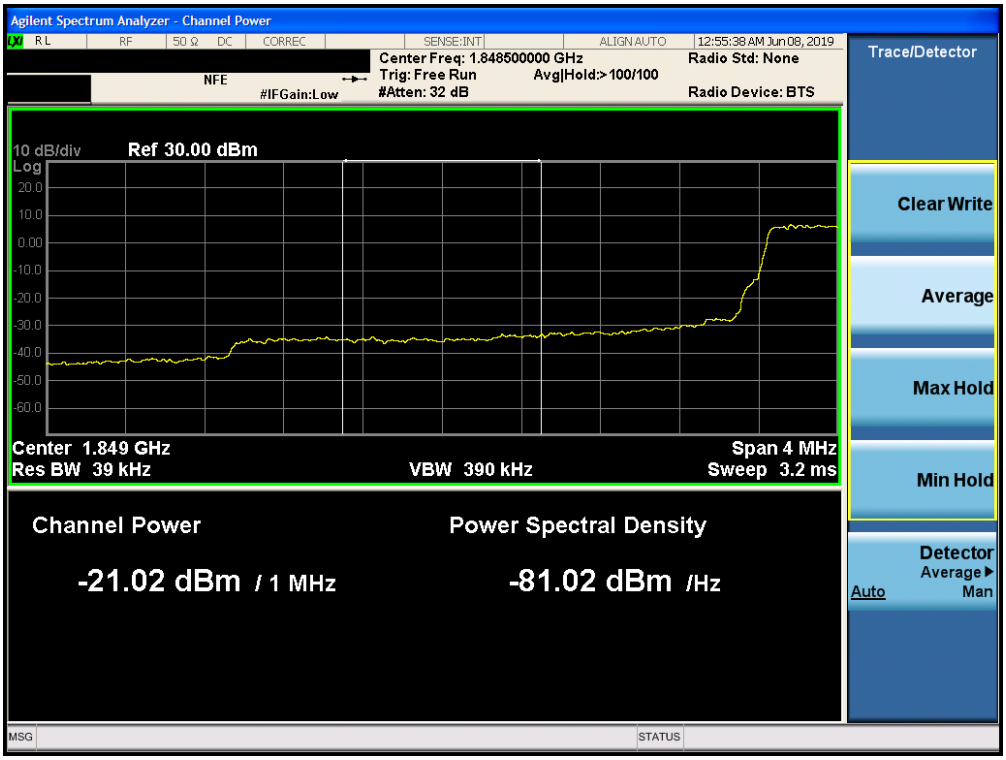

Plot 7-287. Lower Extended Band Edge Plot (Band 25 - 3.0MHz QPSK - Full RB Configuration)

© 2019 PCTEST Engineering Laboratory, Inc. V 9.0 02/01/2019
All rights reserved. Unless otherwise specified, no part of this report may be reproduced or utilized in any part, form or by any means, electronic or mechanical, including photocopying and microfilm, without permission in writing from PCTEST Engineering Laboratory, Inc. If you have any questions about this international copyright or have an enquiry about obtaining additional rights to this report or assembly of contents thereof, please contact INFO@PCTEST.COM.

Plot 7-288. Upper Band Edge Plot (Band 25 - 3.0MHz QPSK - Full RB Configuration)

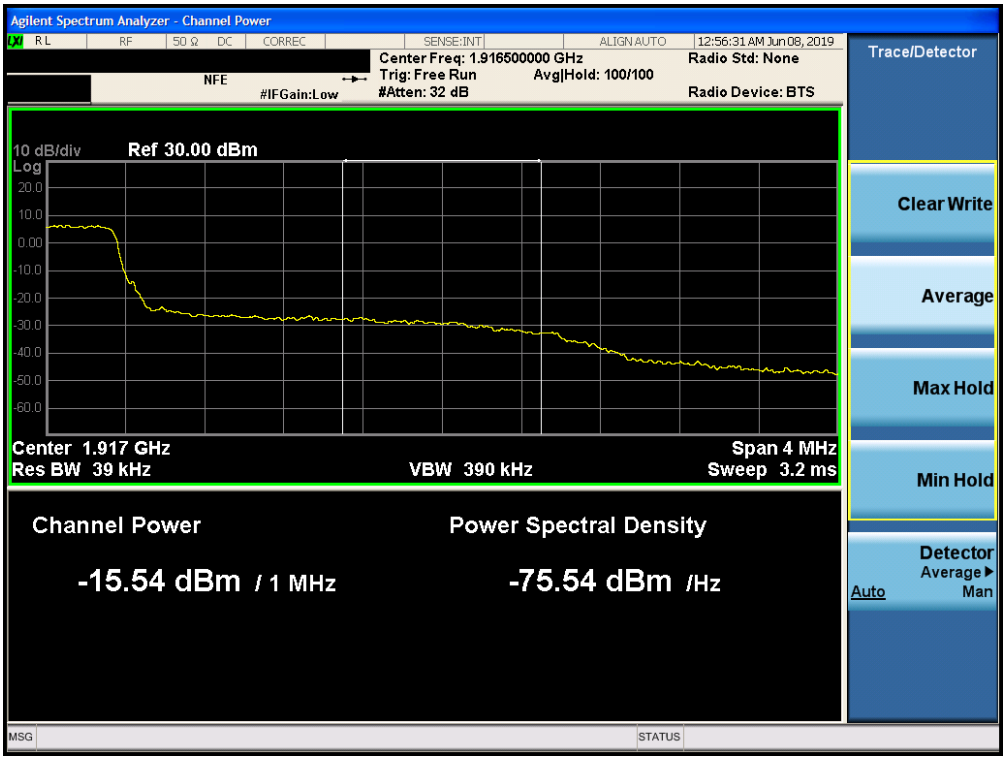

Plot 7-289. Upper Extended Band Edge Plot (Band 25 - 3.0MHz QPSK - Full RB Configuration)

© 2019 PCTEST Engineering Laboratory, Inc.
All rights reserved. Unless otherwise specified, no part of this report may be reproduced or utilized in any part, form or by any means, electronic or mechanical, including photocopying and microfilm, without permission in writing from PCTEST Engineering Laboratory, Inc. If you have any questions about this international copyright or have an enquiry about obtaining additional rights to this report or assembly of contents thereof, please contact INFO@PCTEST.COM.

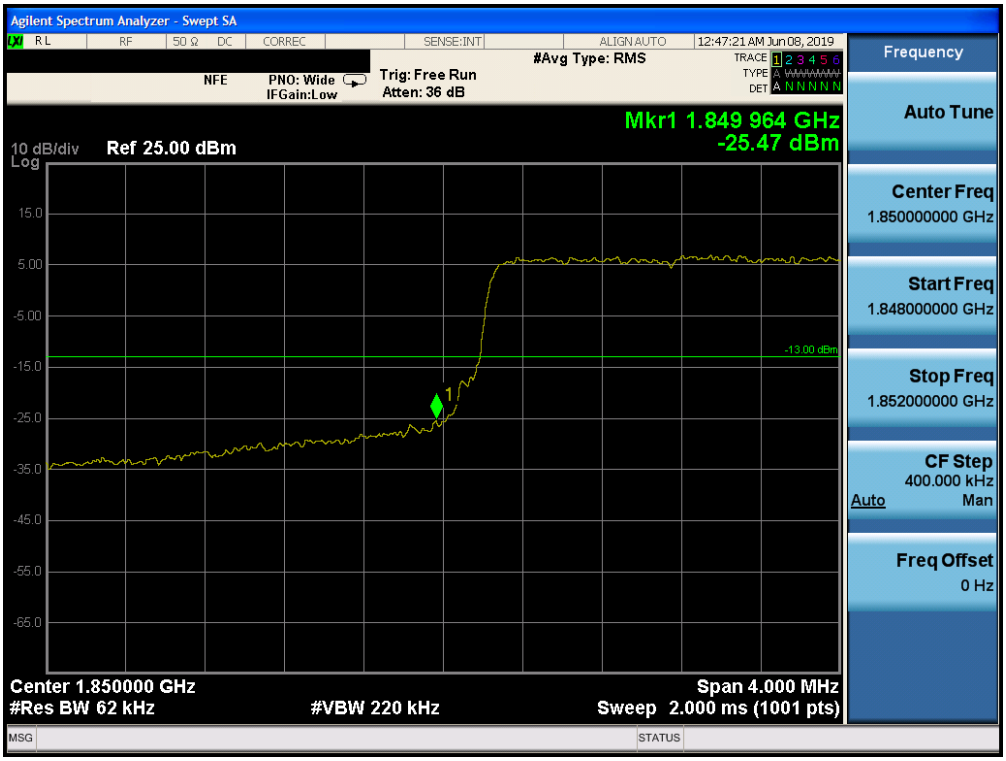

Plot 7-290. Lower Band Edge Plot (Band 25 - 5.0MHz QPSK - Full RB Configuration)

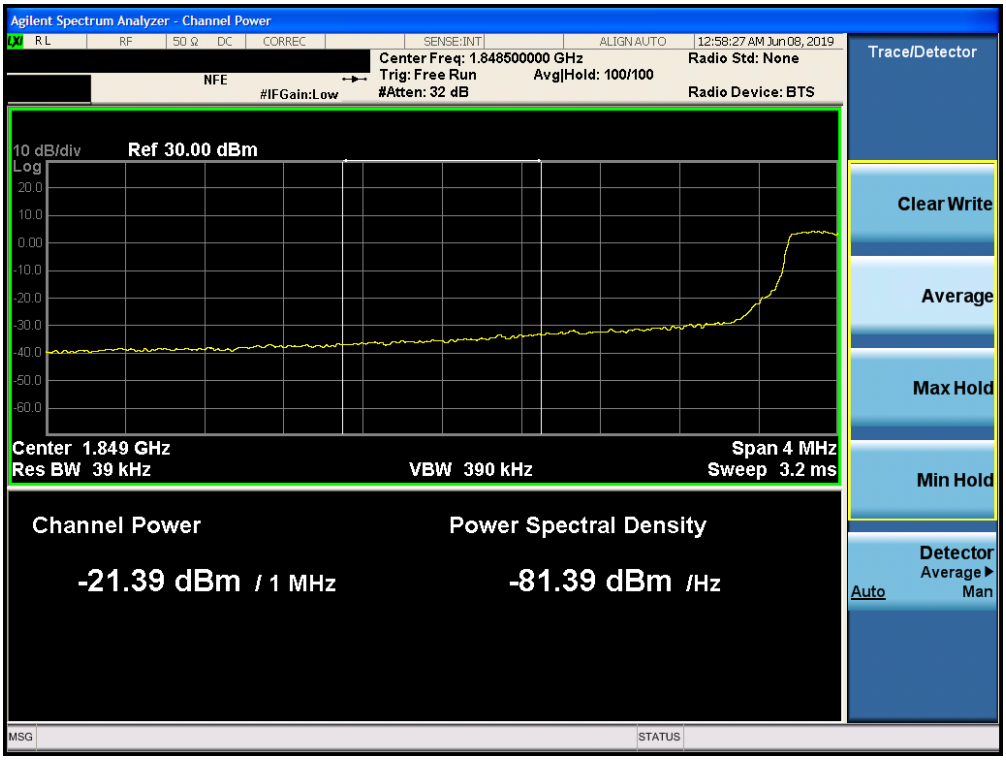

Plot 7-291. Lower Extended Band Edge Plot (Band 25 - 5.0MHz QPSK - Full RB Configuration)

© 2019 PCTEST Engineering Laboratory, Inc. V 9.0 02/01/2019
All rights reserved. Unless otherwise specified, no part of this report may be reproduced or utilized in any part, form or by any means, electronic or mechanical, including photocopying and microfilm, without permission in writing from PCTEST Engineering Laboratory, Inc. If you have any questions about this international copyright or have an enquiry about obtaining additional rights to this report or assembly of contents thereof, please contact INFO@PCTEST.COM.

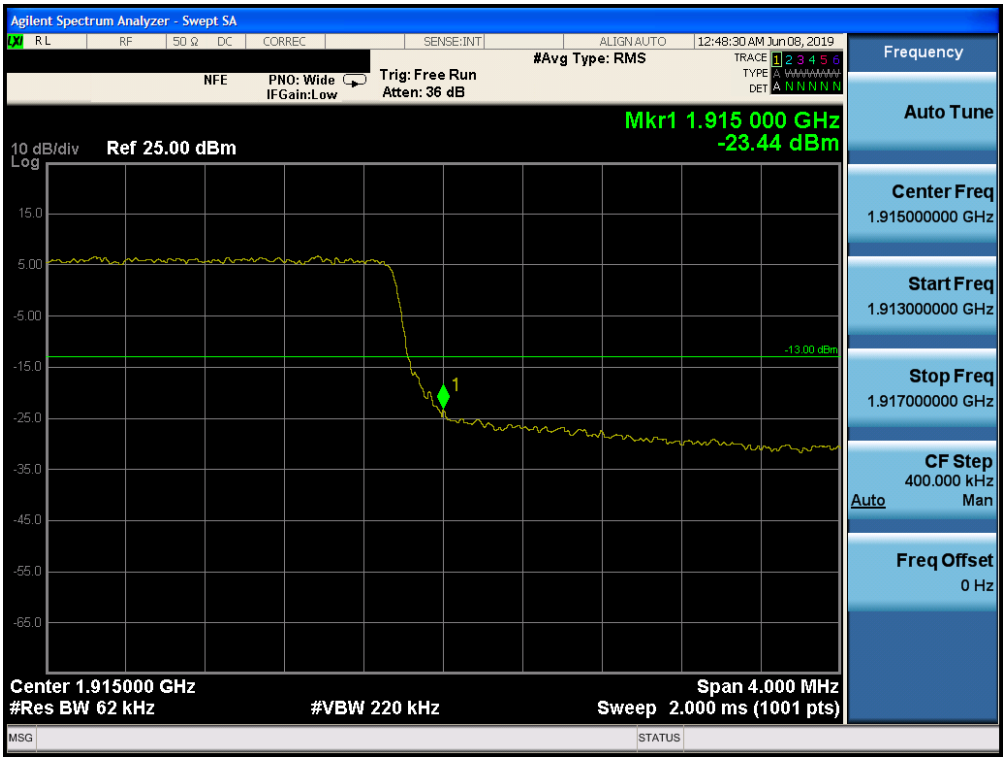

Plot 7-292. Upper Band Edge Plot (Band 25 - 5.0MHz QPSK - Full RB Configuration)

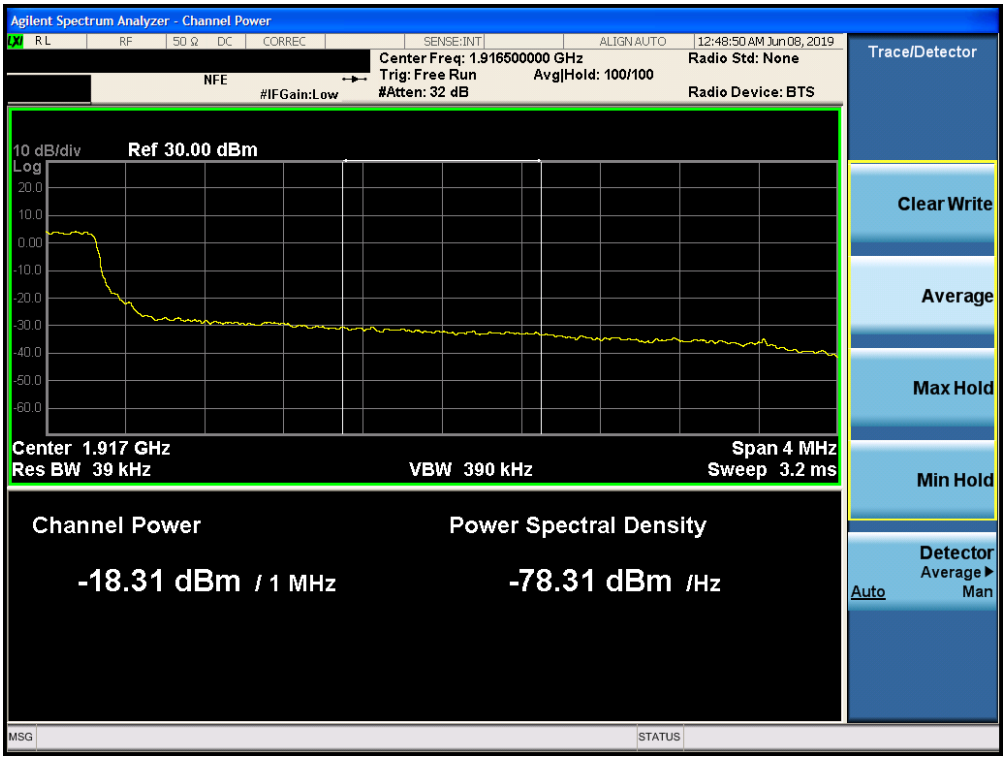

Plot 7-293. Upper Extended Band Edge Plot (Band 25 - 5.0MHz QPSK - Full RB Configuration)

© 2019 PCTEST Engineering Laboratory, Inc. V 9.0 02/01/2019
All rights reserved. Unless otherwise specified, no part of this report may be reproduced or utilized in any part, form or by any means, electronic or mechanical, including photocopying and microfilm, without permission in writing from PCTEST Engineering Laboratory, Inc. If you have any questions about this international copyright or have an enquiry about obtaining additional rights to this report or assembly of contents thereof, please contact INFO@PCTEST.COM.

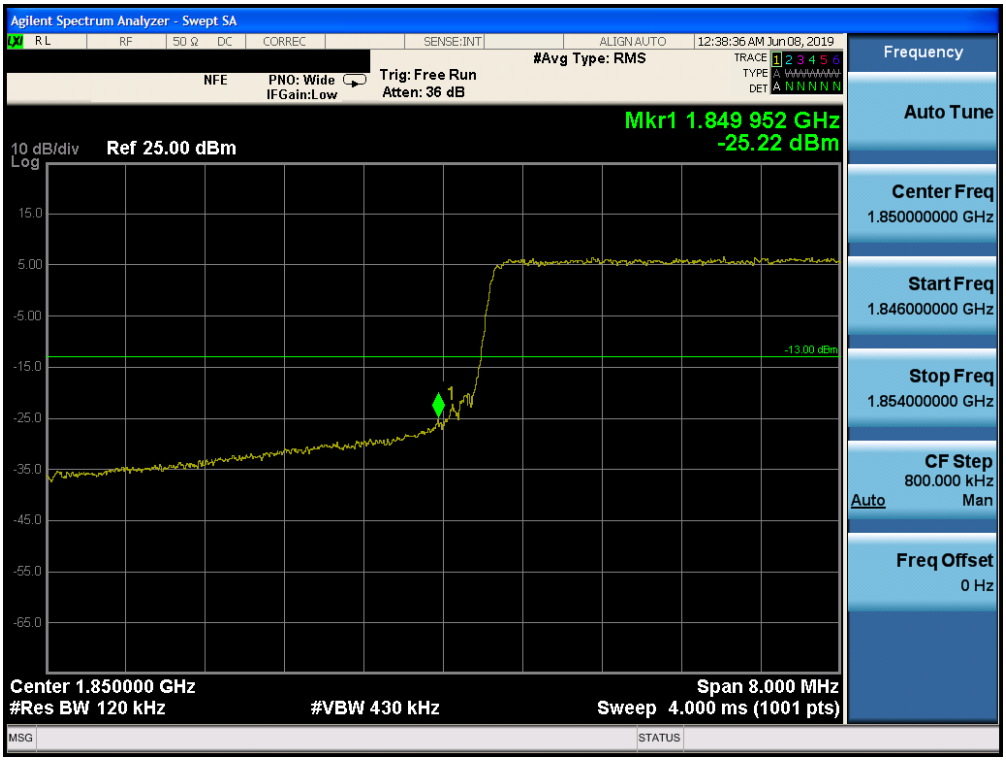

Plot 7-294. Lower Band Edge Plot (Band 25 - 10.0MHz QPSK - Full RB Configuration)

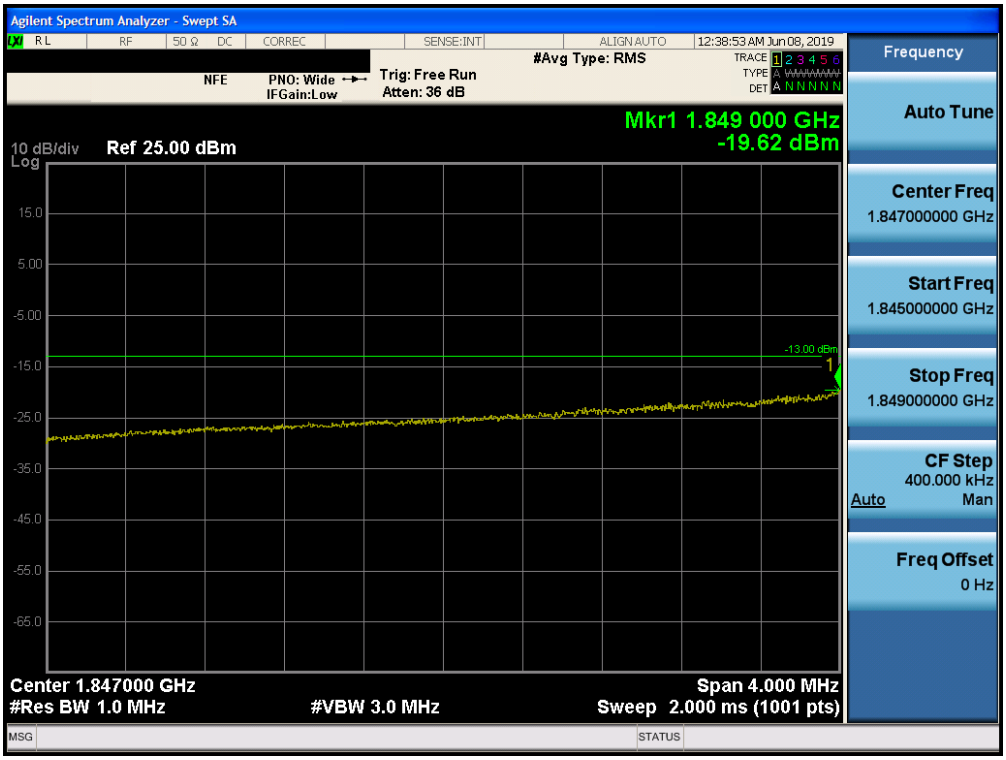

Plot 7-295. Lower Extended Band Edge Plot (Band 25 - 10.0MHz QPSK - Full RB Configuration)

© 2019 PCTEST Engineering Laboratory, Inc. V 9.0 02/01/2019
All rights reserved. Unless otherwise specified, no part of this report may be reproduced or utilized in any part, form or by any means, electronic or mechanical, including photocopying and microfilm, without permission in writing from PCTEST Engineering Laboratory, Inc. If you have any questions about this international copyright or have an enquiry about obtaining additional rights to this report or assembly of contents thereof, please contact INFO@PCTEST.COM.

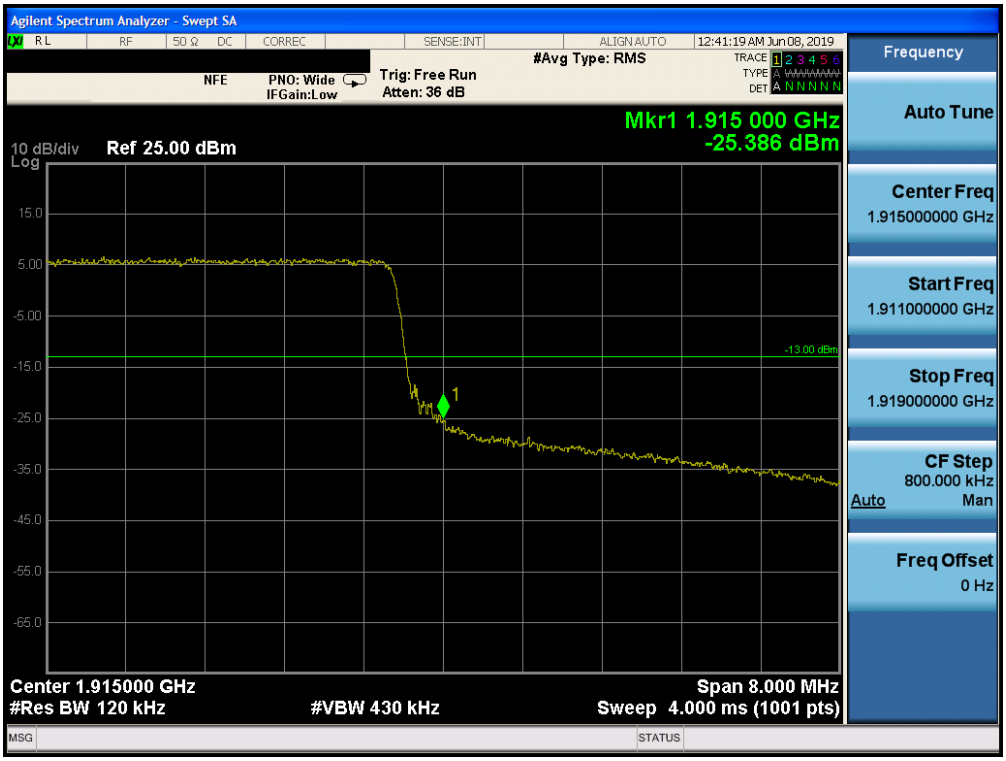

Plot 7-296. Upper Band Edge Plot (Band 25 - 10.0MHz QPSK - Full RB Configuration)

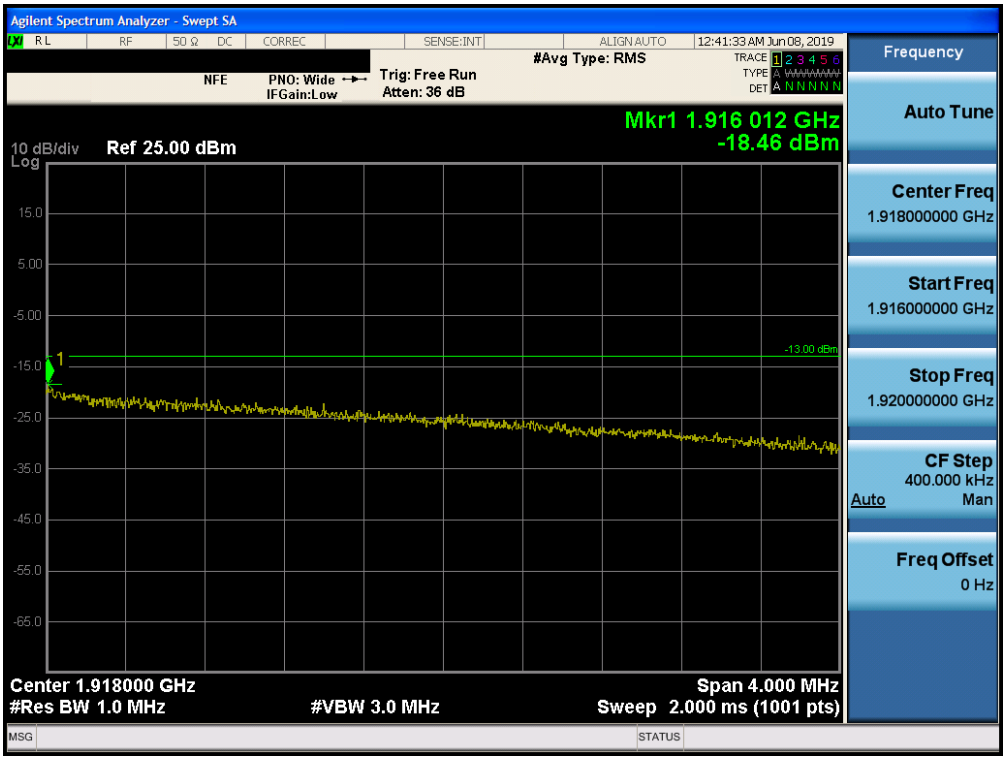

Plot 7-297. Upper Extended Band Edge Plot (Band 25 - 10.0MHz QPSK - Full RB Configuration)

© 2019 PCTEST Engineering Laboratory, Inc. V 9.0 02/01/2019
All rights reserved. Unless otherwise specified, no part of this report may be reproduced or utilized in any part, form or by any means, electronic or mechanical, including photocopying and microfilm, without permission in writing from PCTEST Engineering Laboratory, Inc. If you have any questions about this international copyright or have an enquiry about obtaining additional rights to this report or assembly of contents thereof, please contact INFO@PCTEST.COM.

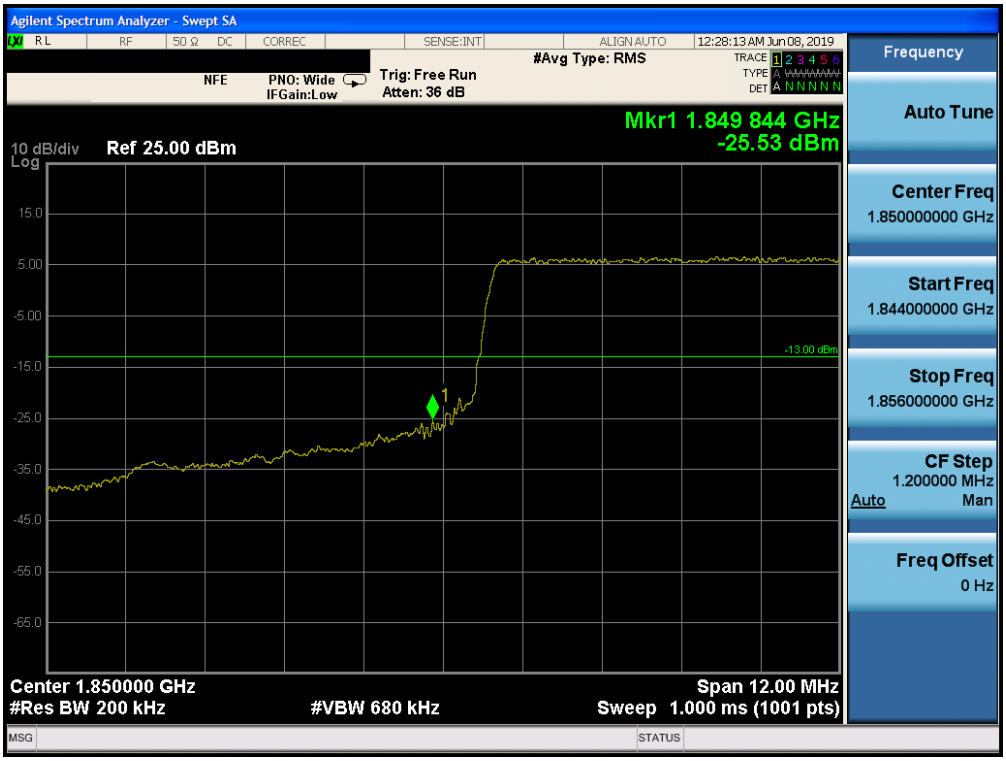

Plot 7-298. Lower Band Edge Plot (Band 25 - 15.0MHz QPSK - Full RB Configuration)

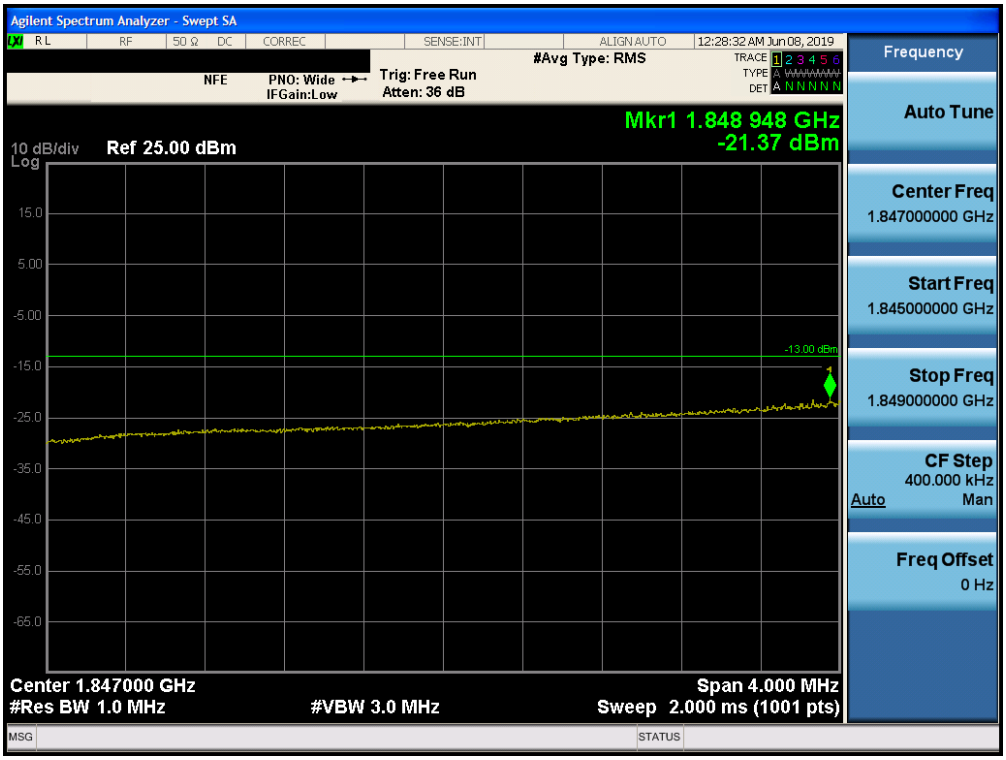

Plot 7-299. Lower Extended Band Edge Plot (Band 25 - 15.0MHz QPSK - Full RB Configuration)

© 2019 PCTEST Engineering Laboratory, Inc. V 9.0 02/01/2019
All rights reserved. Unless otherwise specified, no part of this report may be reproduced or utilized in any part, form or by any means, electronic or mechanical, including photocopying and microfilm, without permission in writing from PCTEST Engineering Laboratory, Inc. If you have any questions about this international copyright or have an enquiry about obtaining additional rights to this report or assembly of contents thereof, please contact INFO@PCTEST.COM.

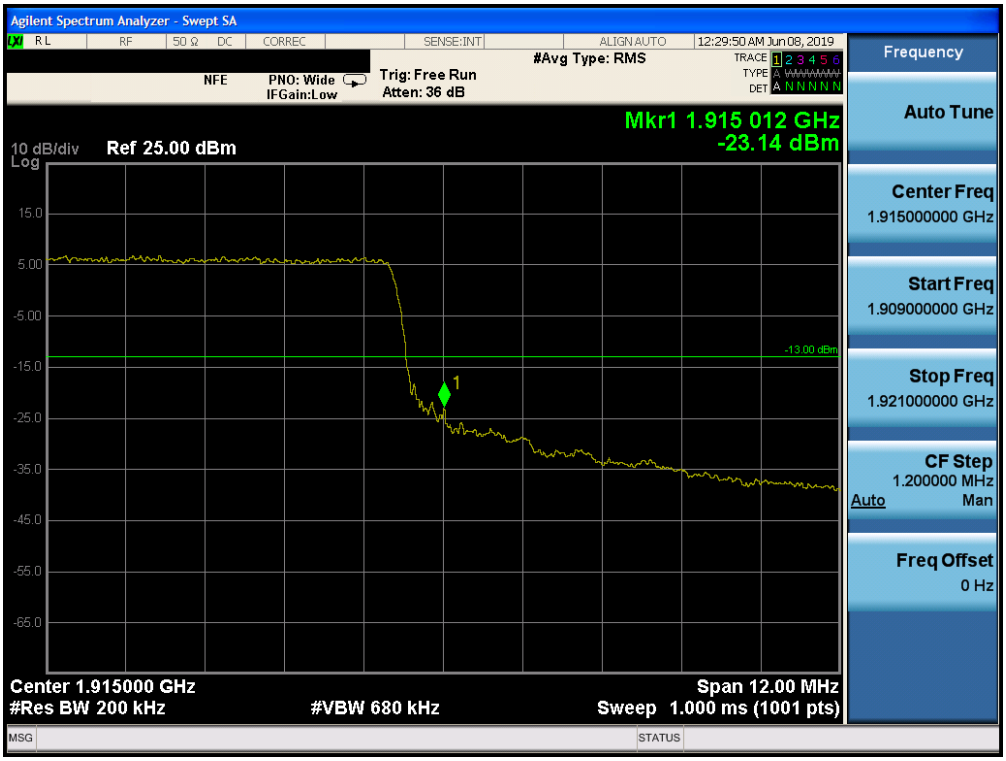

Plot 7-300. Upper Band Edge Plot (Band 25 - 15.0MHz QPSK - Full RB Configuration)

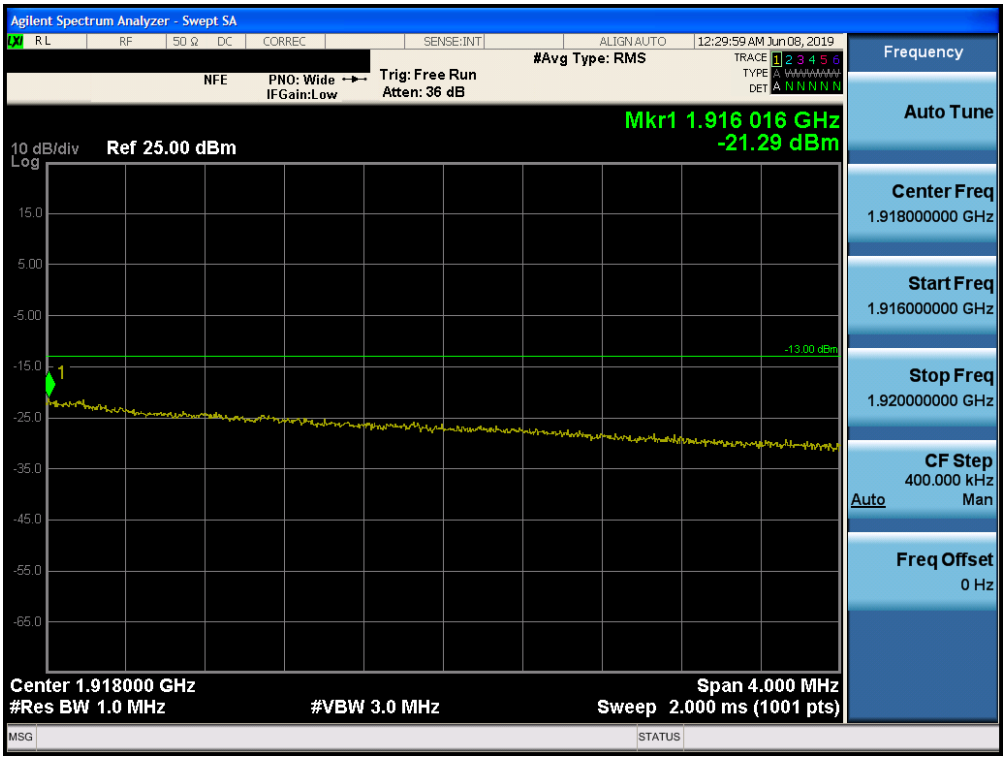

Plot 7-301. Upper Extended Band Edge Plot (Band 25 - 15.0MHz QPSK - Full RB Configuration)

© 2019 PCTEST Engineering Laboratory, Inc. V 9.0 02/01/2019
All rights reserved. Unless otherwise specified, no part of this report may be reproduced or utilized in any part, form or by any means, electronic or mechanical, including photocopying and microfilm, without permission in writing from PCTEST Engineering Laboratory, Inc. If you have any questions about this international copyright or have an enquiry about obtaining additional rights to this report or assembly of contents thereof, please contact INFO@PCTEST.COM.

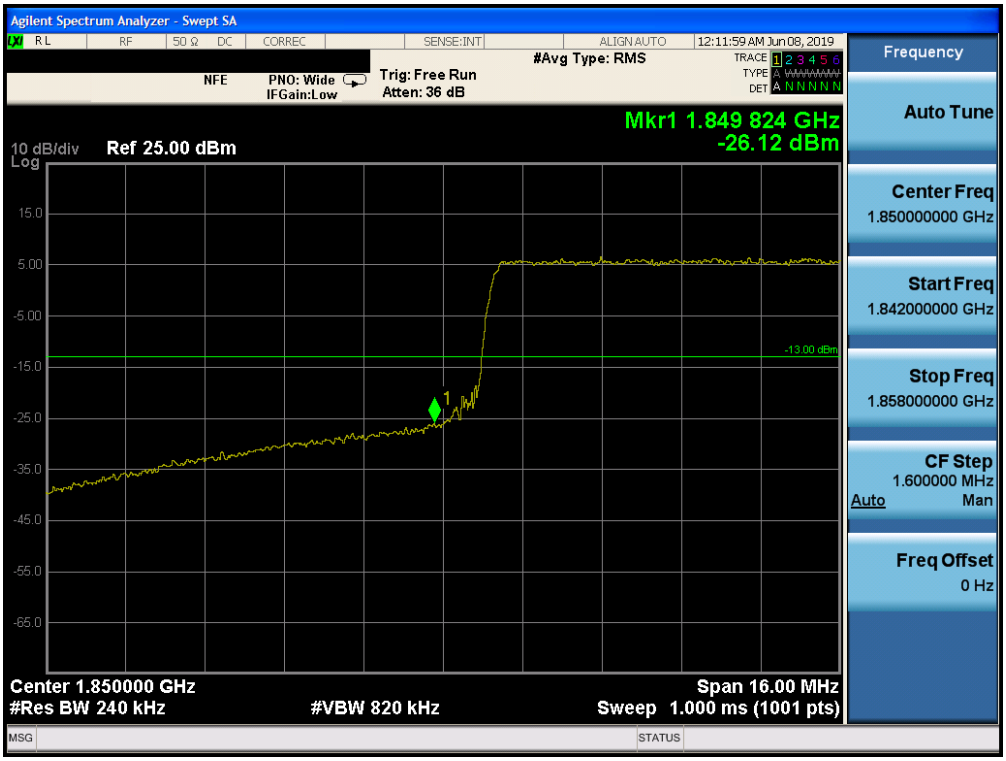

Plot 7-302. Lower Band Edge Plot (Band 25 - 20.0MHz QPSK - Full RB Configuration)

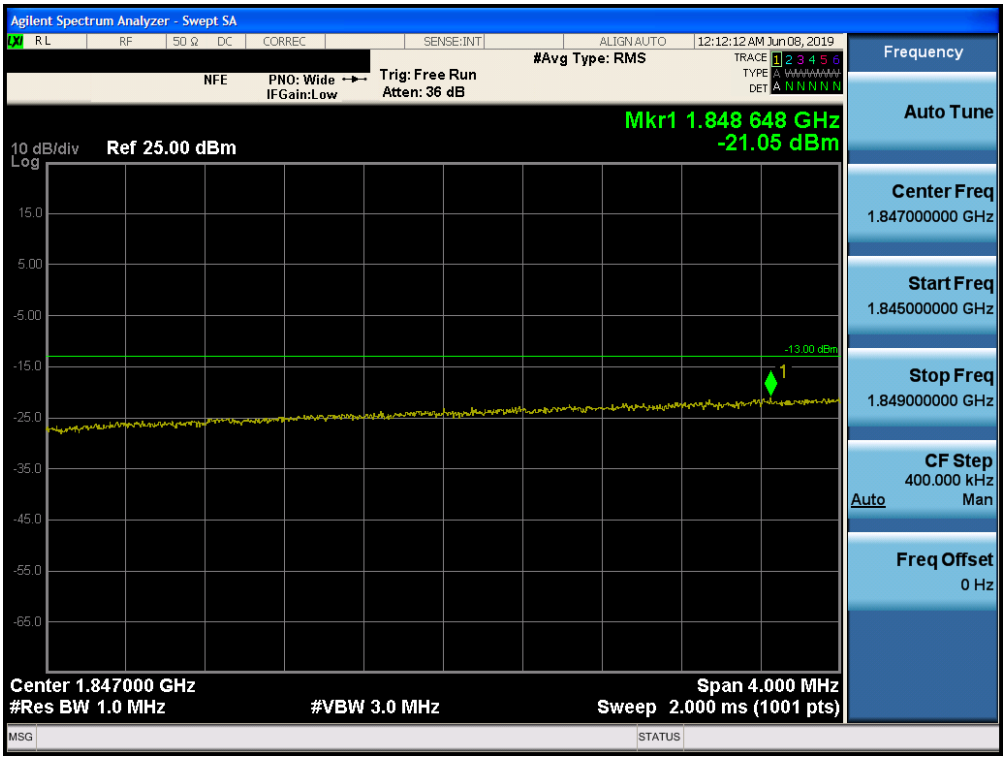

Plot 7-303. Lower Extended Band Edge Plot (Band 25 - 20.0MHz QPSK - Full RB Configuration)

© 2019 PCTEST Engineering Laboratory, Inc. V 9.0 02/01/2019
All rights reserved. Unless otherwise specified, no part of this report may be reproduced or utilized in any part, form or by any means, electronic or mechanical, including photocopying and microfilm, without permission in writing from PCTEST Engineering Laboratory, Inc. If you have any questions about this international copyright or have an enquiry about obtaining additional rights to this report or assembly of contents thereof, please contact INFO@PCTEST.COM.

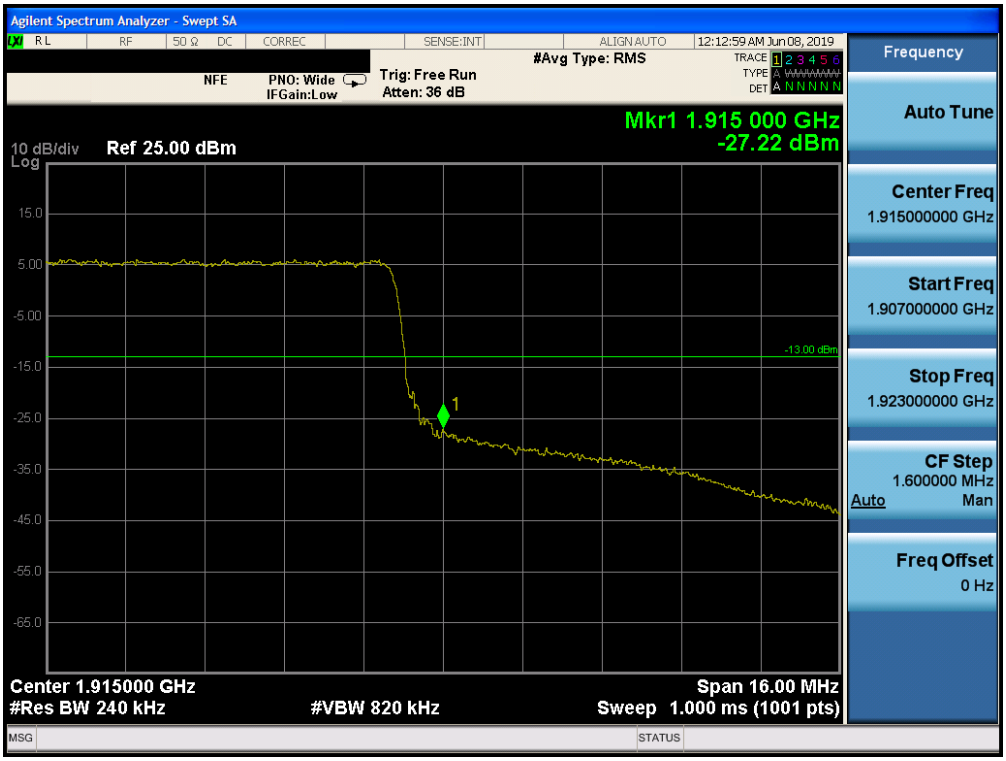

Plot 7-304. Upper Band Edge Plot (Band 25 - 20.0MHz QPSK - Full RB Configuration)

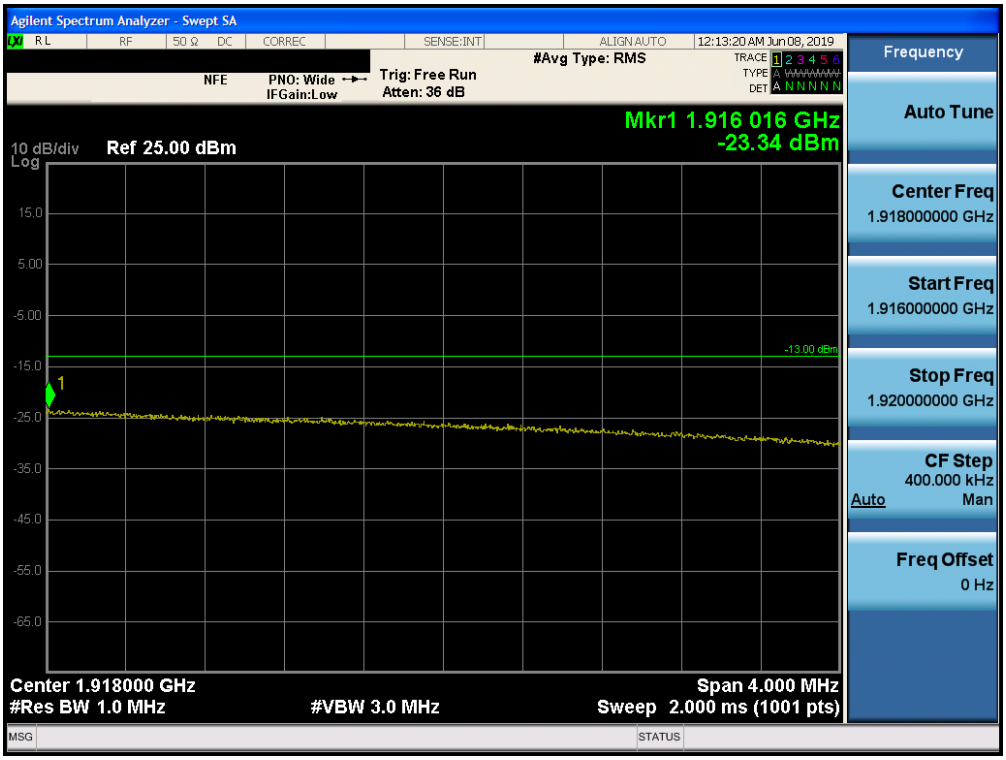

Plot 7-305. Upper Extended Band Edge Plot (Band 25 - 20.0MHz QPSK - Full RB Configuration)

© 2019 PCTEST Engineering Laboratory, Inc. V 9.0 02/01/2019
All rights reserved. Unless otherwise specified, no part of this report may be reproduced or utilized in any part, form or by any means, electronic or mechanical, including photocopying and microfilm, without permission in writing from PCTEST Engineering Laboratory, Inc. If you have any questions about this international copyright or have an enquiry about obtaining additional rights to this report or assembly of contents thereof, please contact INFO@PCTEST.COM.

Band 2

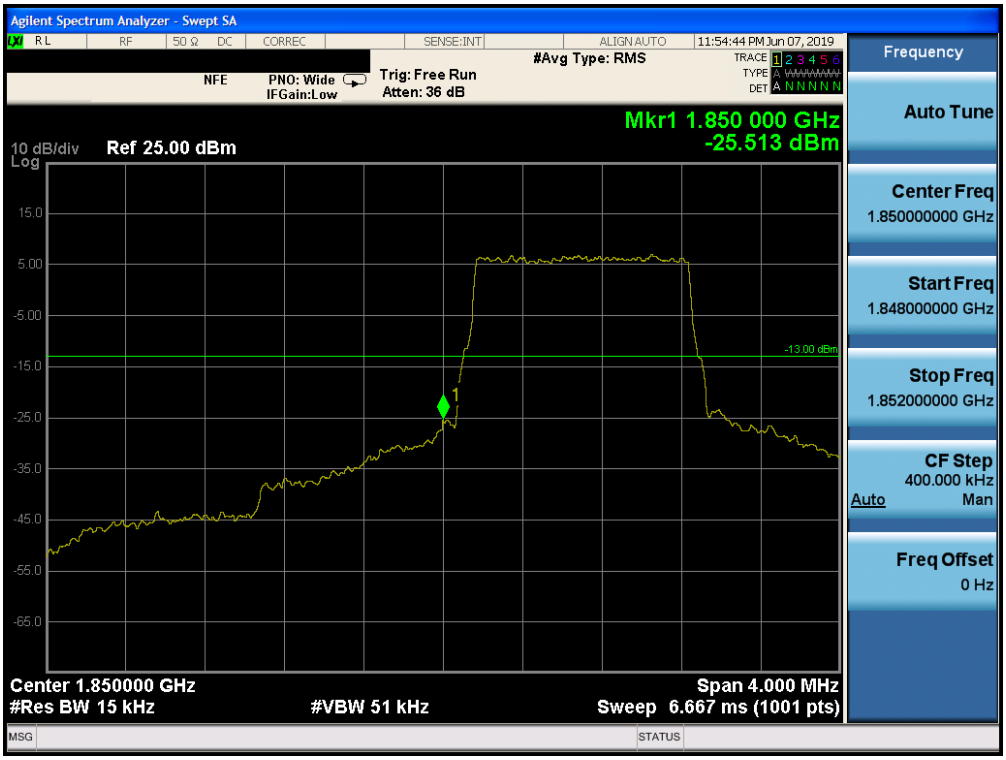

Plot 7-306. Lower Band Edge Plot (Band 2 - 1.4MHz QPSK - Full RB Configuration)

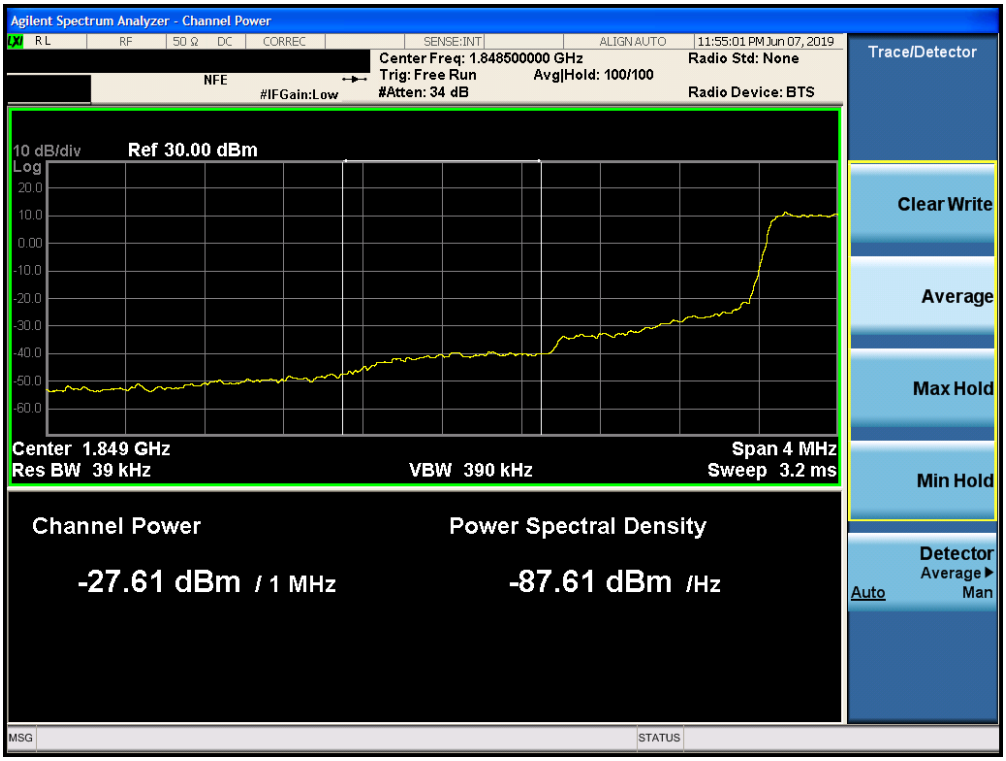

Plot 7-307. Lower Extended Band Edge Plot (Band 2 - 1.4MHz QPSK - Full RB Configuration)

© 2019 PCTEST Engineering Laboratory, Inc. V 9.0 02/01/2019
All rights reserved. Unless otherwise specified, no part of this report may be reproduced or utilized in any part, form or by any means, electronic or mechanical, including photocopying and microfilm, without permission in writing from PCTEST Engineering Laboratory, Inc. If you have any questions about this international copyright or have an enquiry about obtaining additional rights to this report or assembly of contents thereof, please contact INFO@PCTEST.COM.

Plot 7-308. Upper Band Edge Plot (Band 2 - 1.4MHz QPSK - Full RB Configuration)

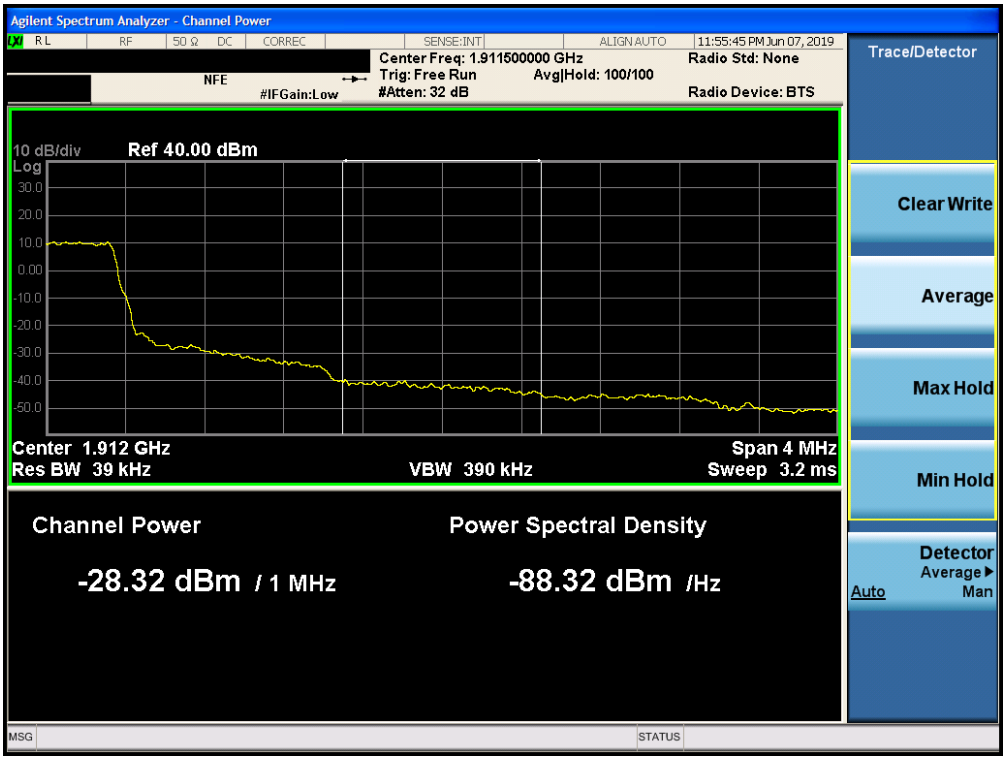

Plot 7-309. Upper Extended Band Edge Plot (Band 2 - 1.4MHz QPSK - Full RB Configuration)

© 2019 PCTEST Engineering Laboratory, Inc. V 9.0 02/01/2019
All rights reserved. Unless otherwise specified, no part of this report may be reproduced or utilized in any part, form or by any means, electronic or mechanical, including photocopying and microfilm, without permission in writing from PCTEST Engineering Laboratory, Inc. If you have any questions about this international copyright or have an enquiry about obtaining additional rights to this report or assembly of contents thereof, please contact INFO@PCTEST.COM.

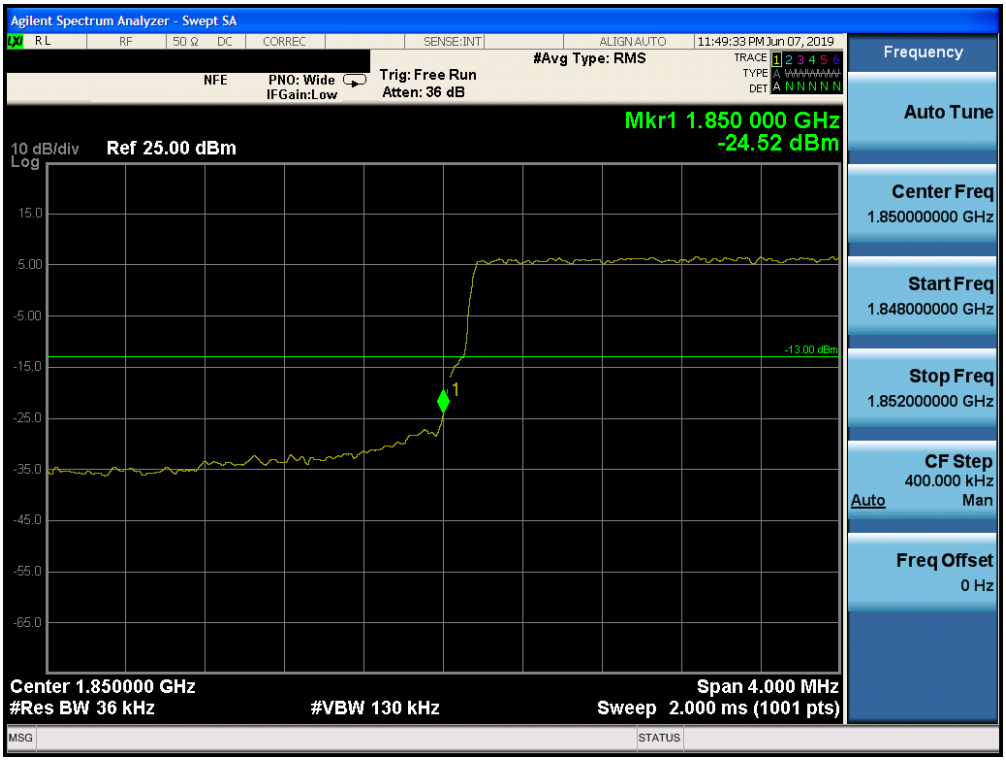

Plot 7-310. Lower Band Edge Plot (Band 2 - 3.0MHz QPSK - Full RB Configuration)

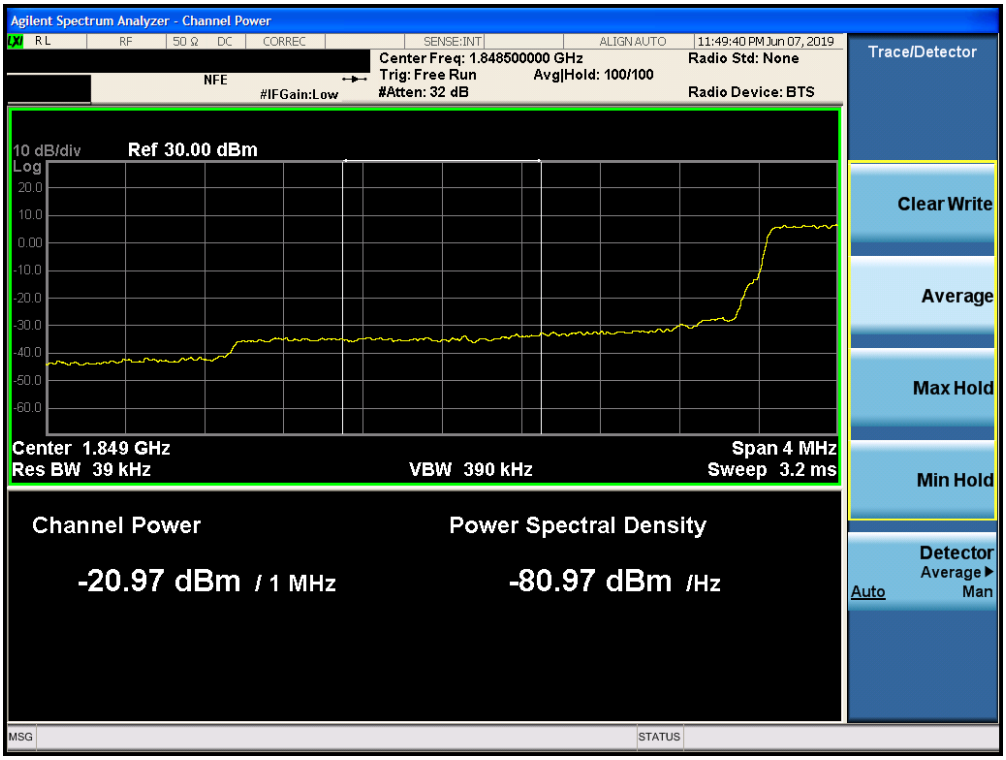

Plot 7-311. Lower Extended Band Edge Plot (Band 2 - 3.0MHz QPSK - Full RB Configuration)

© 2019 PCTEST Engineering Laboratory, Inc.
All rights reserved. Unless otherwise specified, no part of this report may be reproduced or utilized in any part, form or by any means, electronic or mechanical, including photocopying and microfilm, without permission in writing from PCTEST Engineering Laboratory, Inc. If you have any questions about this international copyright or have an enquiry about obtaining additional rights to this report or assembly of contents thereof, please contact INFO@PCTEST.COM.

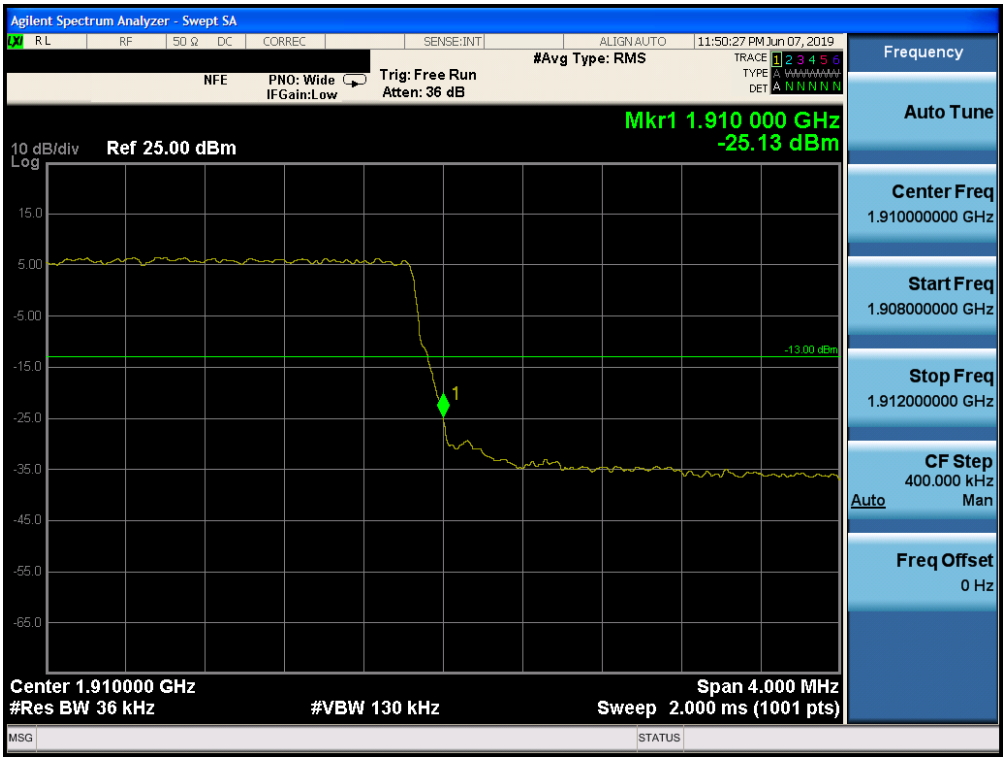

Plot 7-312. Upper Band Edge Plot (Band 2 - 3.0MHz QPSK - Full RB Configuration)

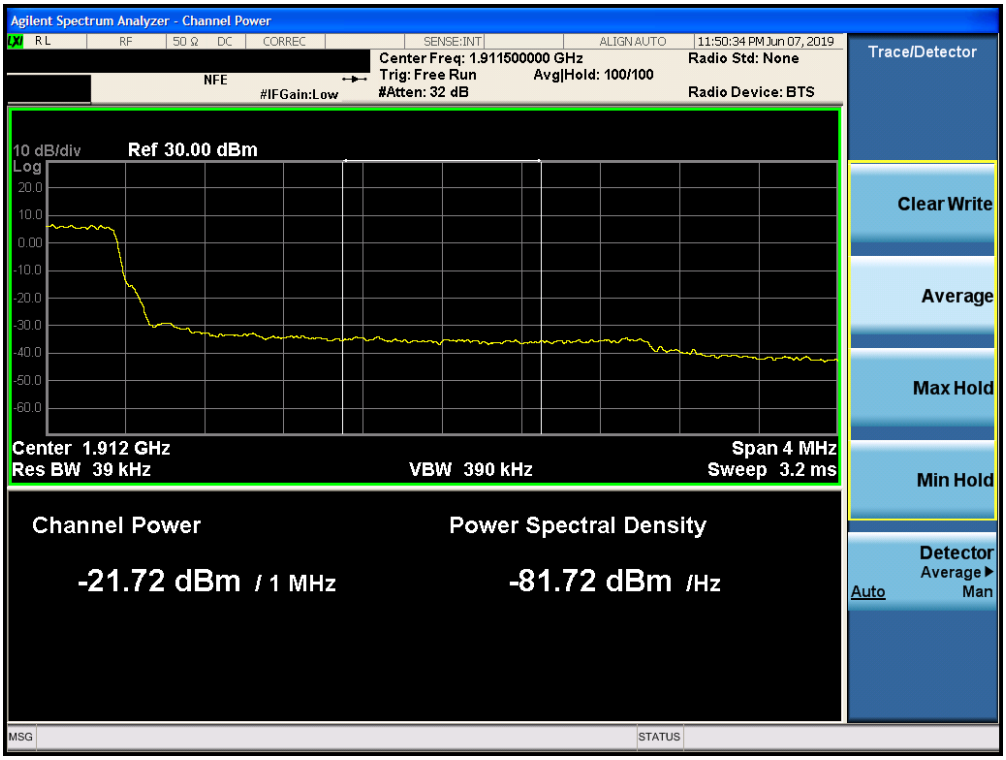

Plot 7-313. Upper Extended Band Edge Plot (Band 2 - 3.0MHz QPSK - Full RB Configuration)

© 2019 PCTEST Engineering Laboratory, Inc. V 9.0 02/01/2019
All rights reserved. Unless otherwise specified, no part of this report may be reproduced or utilized in any part, form or by any means, electronic or mechanical, including photocopying and microfilm, without permission in writing from PCTEST Engineering Laboratory, Inc. If you have any questions about this international copyright or have an enquiry about obtaining additional rights to this report or assembly of contents thereof, please contact INFO@PCTEST.COM.

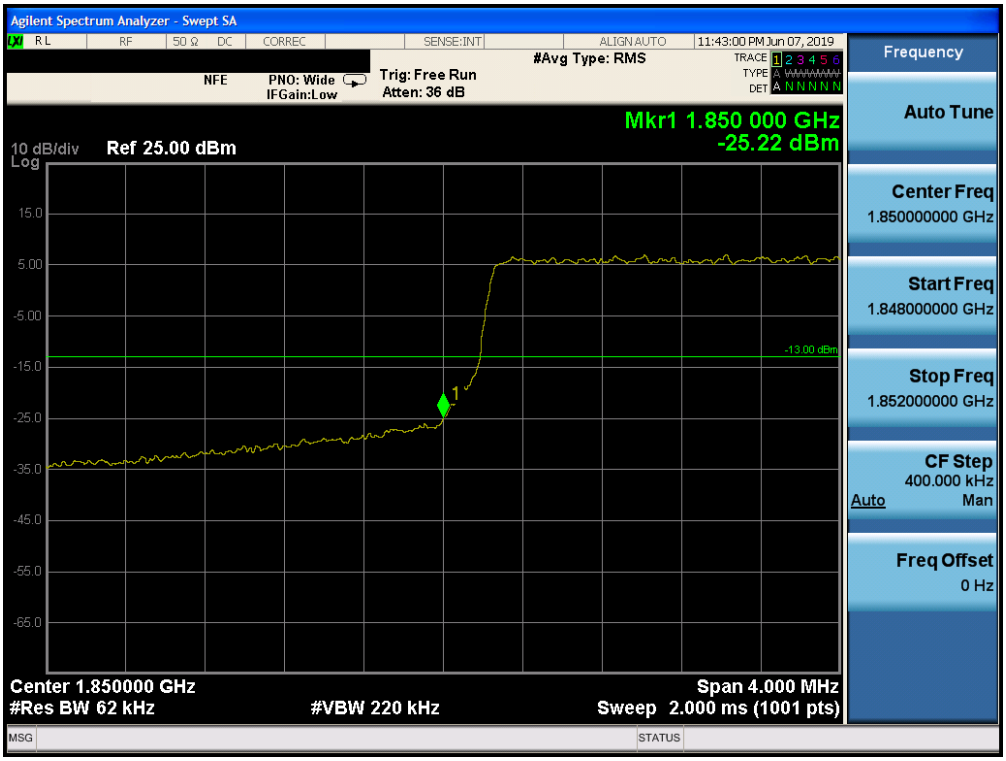

Plot 7-314. Lower Band Edge Plot (Band 2 - 5.0MHz QPSK - Full RB Configuration)

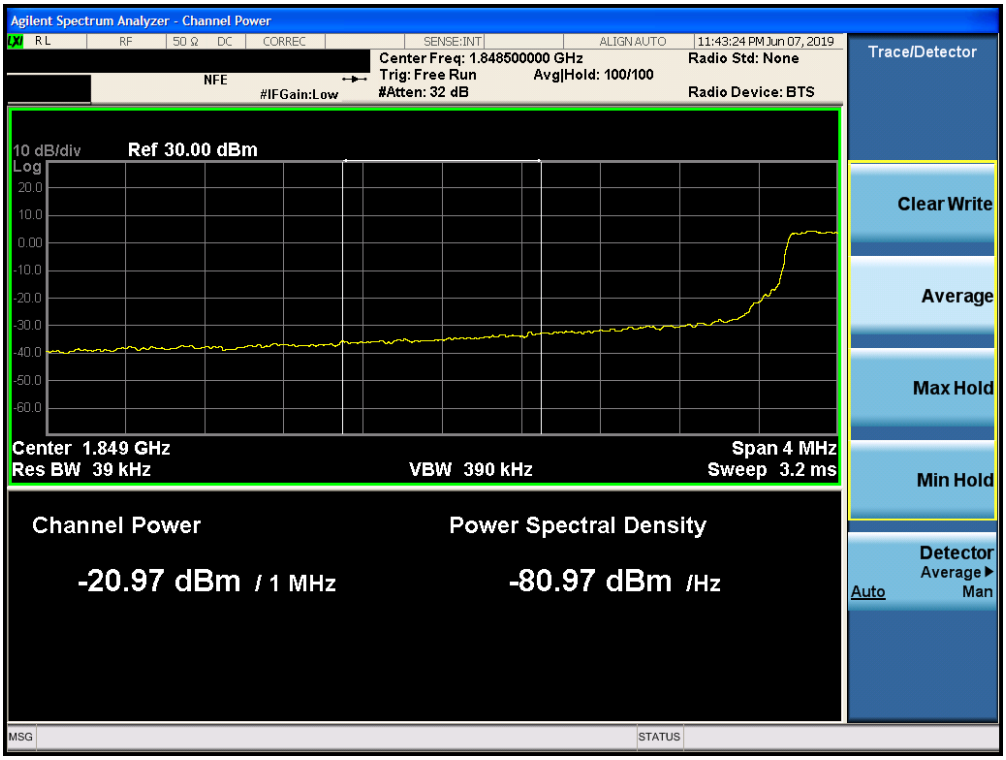

Plot 7-315. Lower Extended Band Edge Plot (Band 2 - 5.0MHz QPSK - Full RB Configuration)

© 2019 PCTEST Engineering Laboratory, Inc. V 9.0 02/01/2019
All rights reserved. Unless otherwise specified, no part of this report may be reproduced or utilized in any part, form or by any means, electronic or mechanical, including photocopying and microfilm, without permission in writing from PCTEST Engineering Laboratory, Inc. If you have any questions about this international copyright or have an enquiry about obtaining additional rights to this report or assembly of contents thereof, please contact INFO@PCTEST.COM.

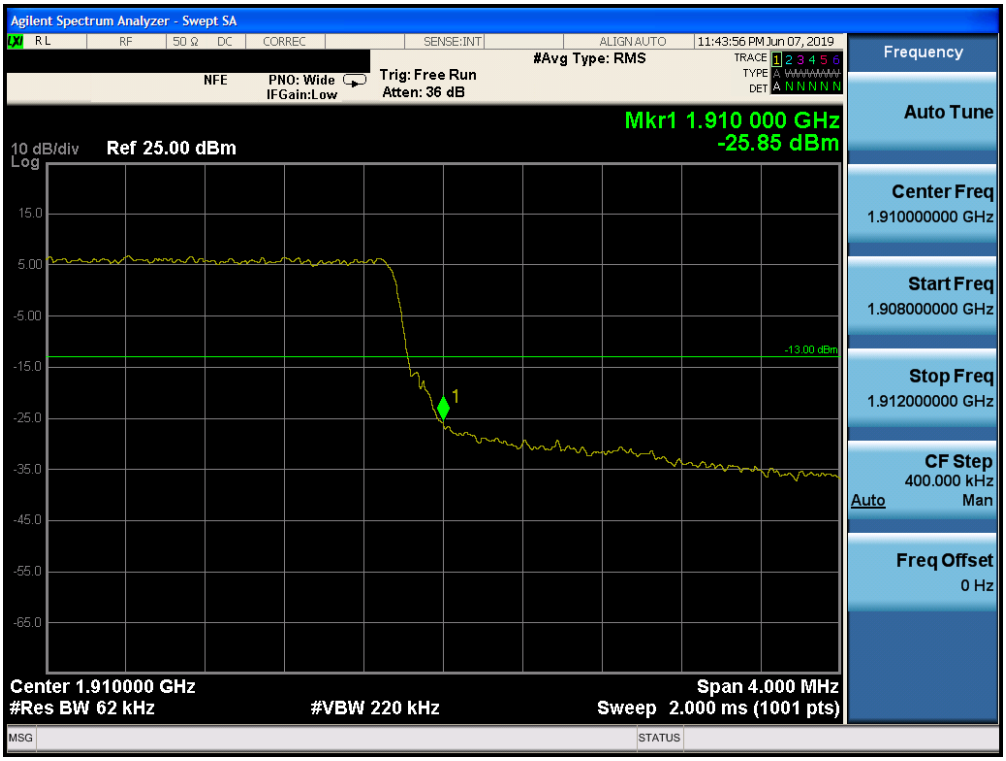

Plot 7-316. Upper Band Edge Plot (Band 2 - 5.0MHz QPSK - Full RB Configuration)

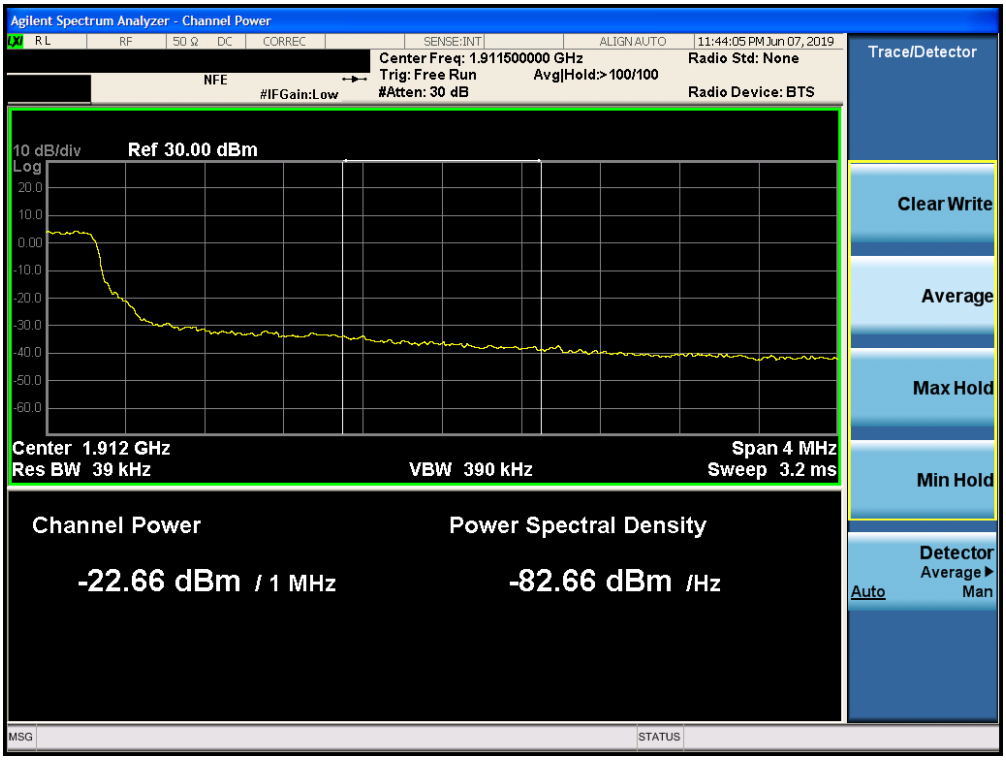

Plot 7-317. Upper Extended Band Edge Plot (Band 2 - 5.0MHz QPSK - Full RB Configuration)

© 2019 PCTEST Engineering Laboratory, Inc.
All rights reserved. Unless otherwise specified, no part of this report may be reproduced or utilized in any part, form or by any means, electronic or mechanical, including photocopying and microfilm, without permission in writing from PCTEST Engineering Laboratory, Inc. If you have any questions about this international copyright or have an enquiry about obtaining additional rights to this report or assembly of contents thereof, please contact INFO@PCTEST.COM.

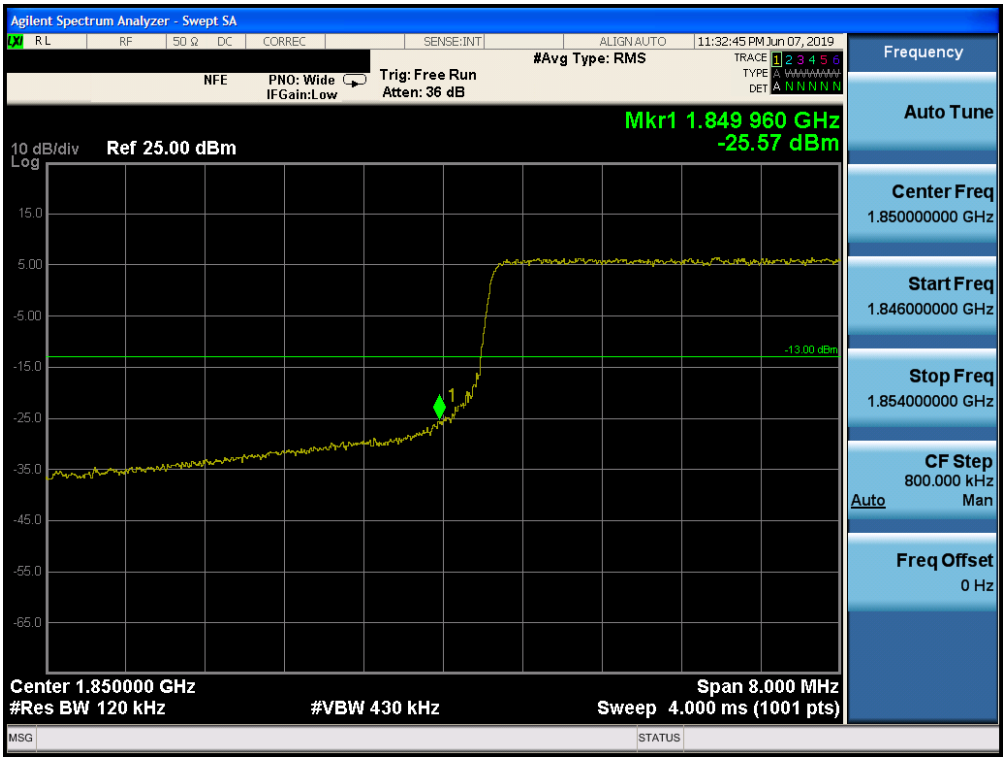

Plot 7-318. Lower Band Edge Plot (Band 2 - 10.0MHz QPSK - Full RB Configuration)

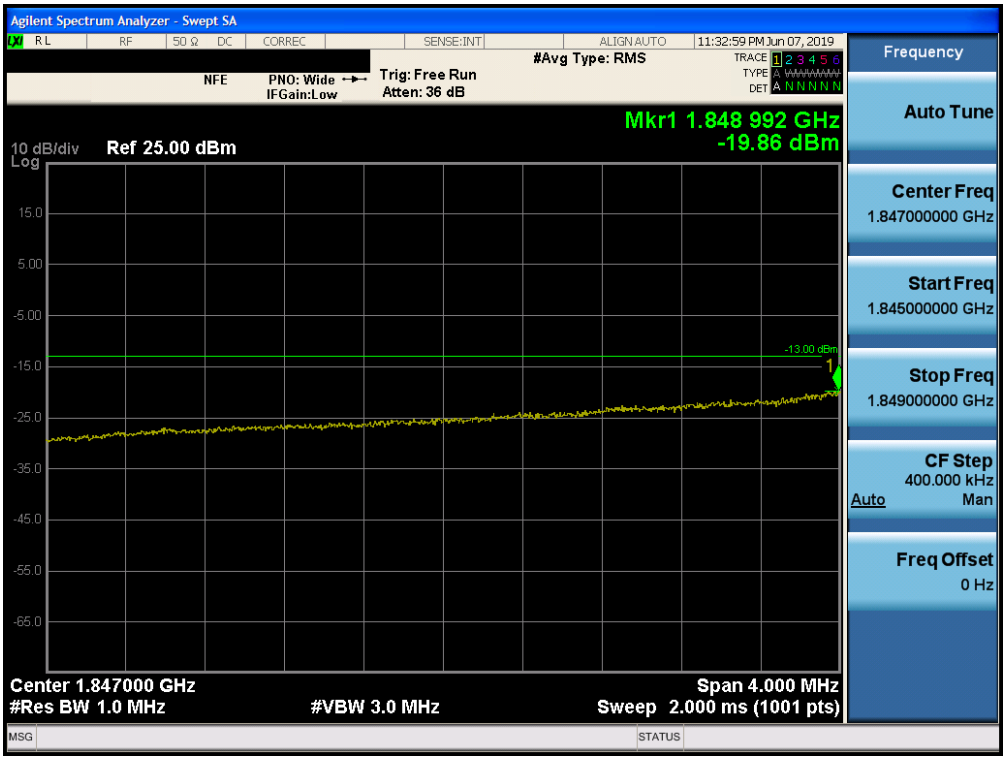

Plot 7-319. Lower Extended Band Edge Plot (Band 2 - 10.0MHz QPSK - Full RB Configuration)

© 2019 PCTEST Engineering Laboratory, Inc. V 9.0 02/01/2019
All rights reserved. Unless otherwise specified, no part of this report may be reproduced or utilized in any part, form or by any means, electronic or mechanical, including photocopying and microfilm, without permission in writing from PCTEST Engineering Laboratory, Inc. If you have any questions about this international copyright or have an enquiry about obtaining additional rights to this report or assembly of contents thereof, please contact INFO@PCTEST.COM.

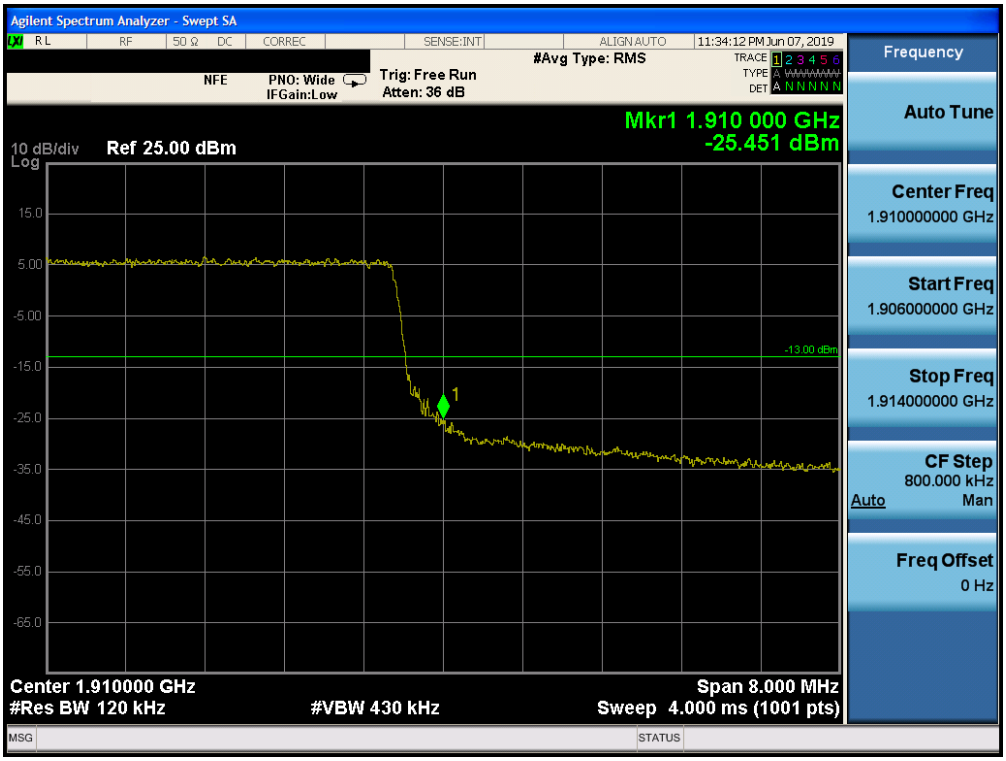

Plot 7-320. Upper Band Edge Plot (Band 2 - 10.0MHz QPSK - Full RB Configuration)

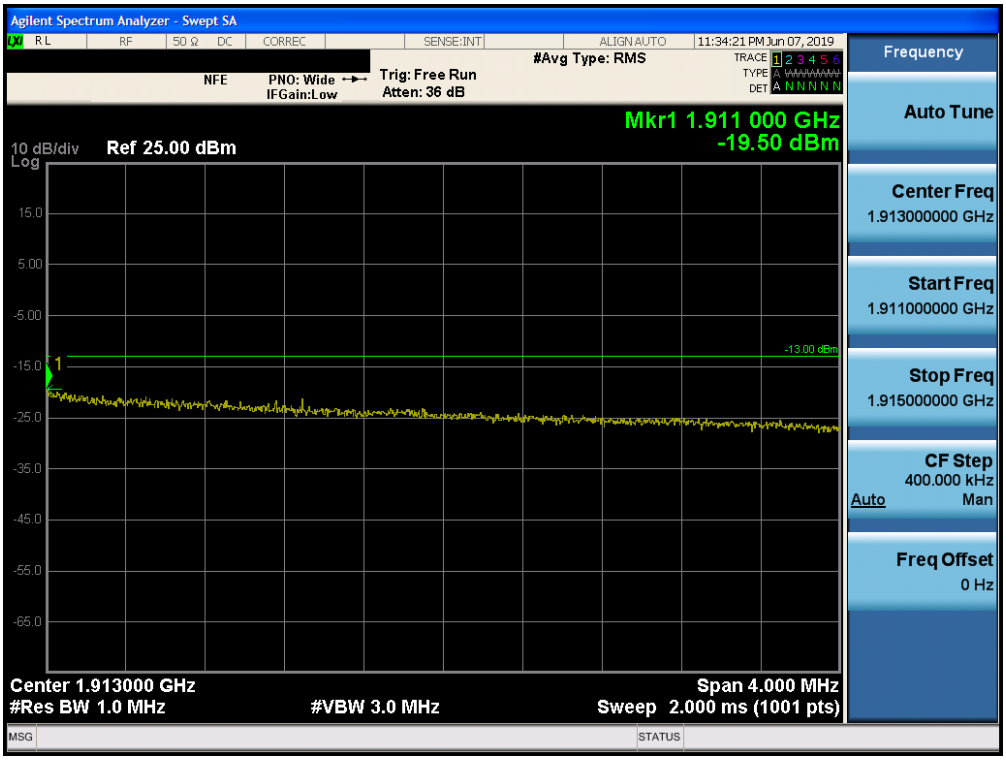

Plot 7-321. Upper Extended Band Edge Plot (Band 2 - 10.0MHz QPSK - Full RB Configuration)

© 2019 PCTEST Engineering Laboratory, Inc. V 9.0 02/01/2019
All rights reserved. Unless otherwise specified, no part of this report may be reproduced or utilized in any part, form or by any means, electronic or mechanical, including photocopying and microfilm, without permission in writing from PCTEST Engineering Laboratory, Inc. If you have any questions about this international copyright or have an enquiry about obtaining additional rights to this report or assembly of contents thereof, please contact INFO@PCTEST.COM.

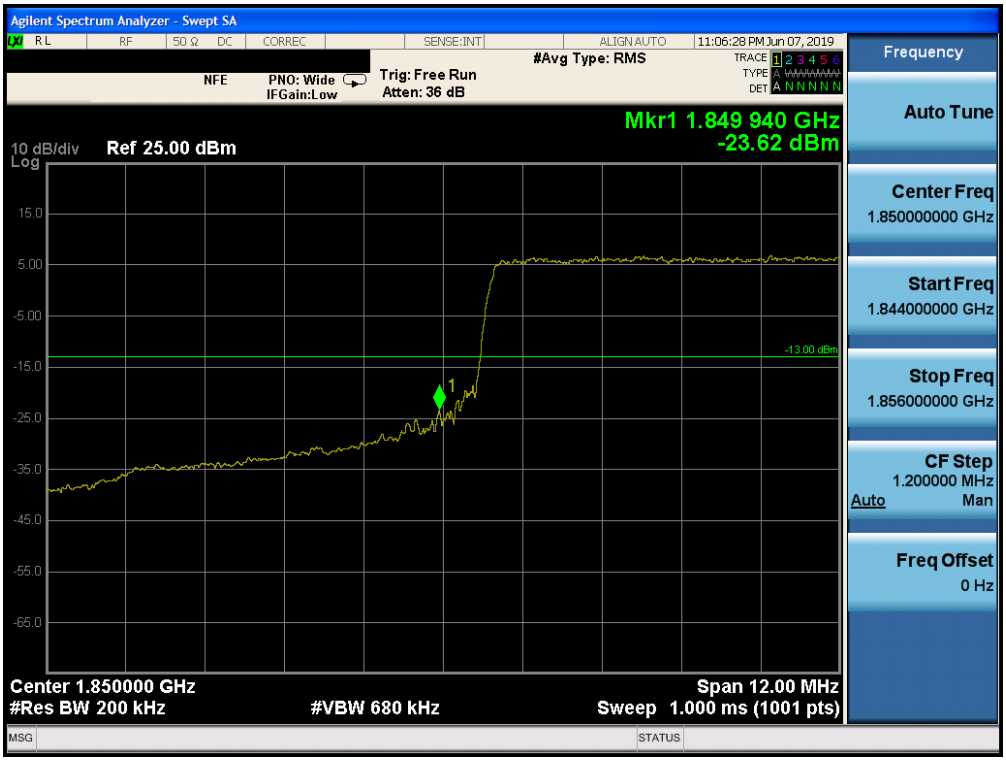

Plot 7-322. Lower Band Edge Plot (Band 2 - 15.0MHz QPSK - Full RB Configuration)

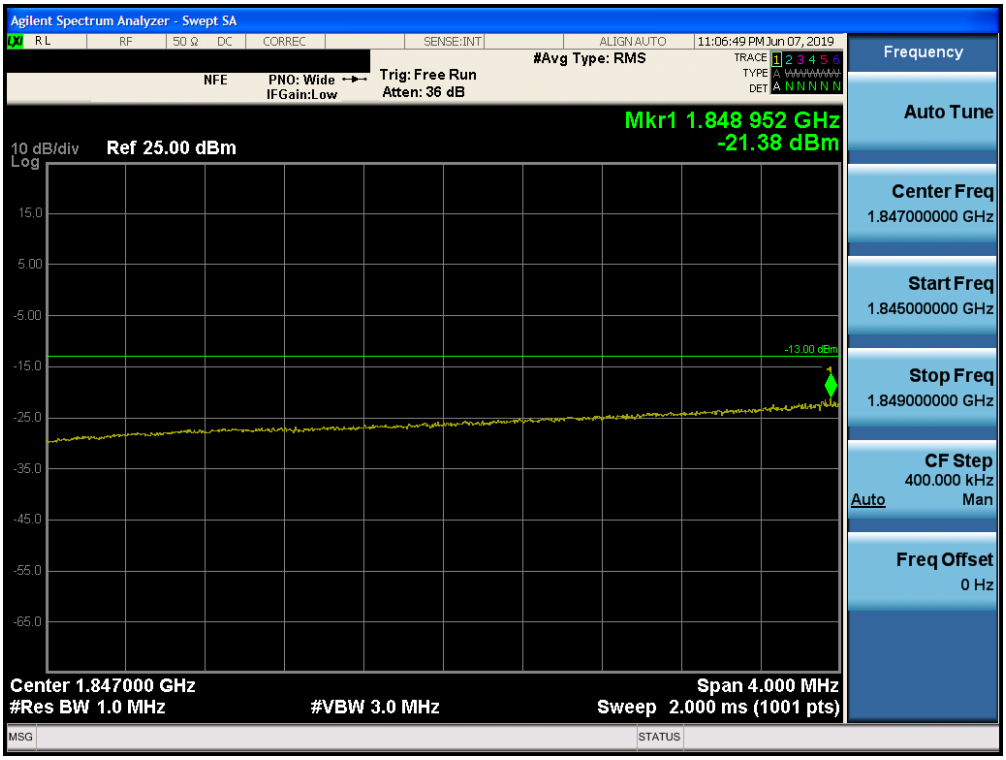

Plot 7-323. Lower Extended Band Edge Plot (Band 2 - 15.0MHz QPSK - Full RB Configuration)

© 2019 PCTEST Engineering Laboratory, Inc. V 9.0 02/01/2019
All rights reserved. Unless otherwise specified, no part of this report may be reproduced or utilized in any part, form or by any means, electronic or mechanical, including photocopying and microfilm, without permission in writing from PCTEST Engineering Laboratory, Inc. If you have any questions about this international copyright or have an enquiry about obtaining additional rights to this report or assembly of contents thereof, please contact INFO@PCTEST.COM.

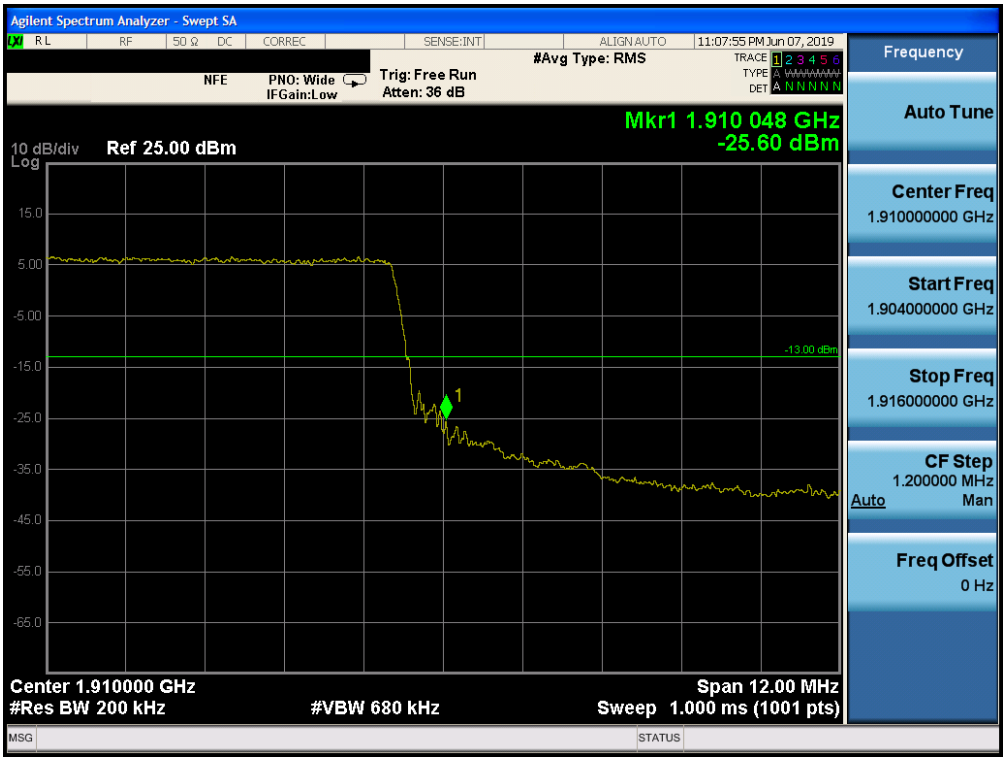

Plot 7-324. Upper Band Edge Plot (Band 2 - 15.0MHz QPSK - Full RB Configuration)

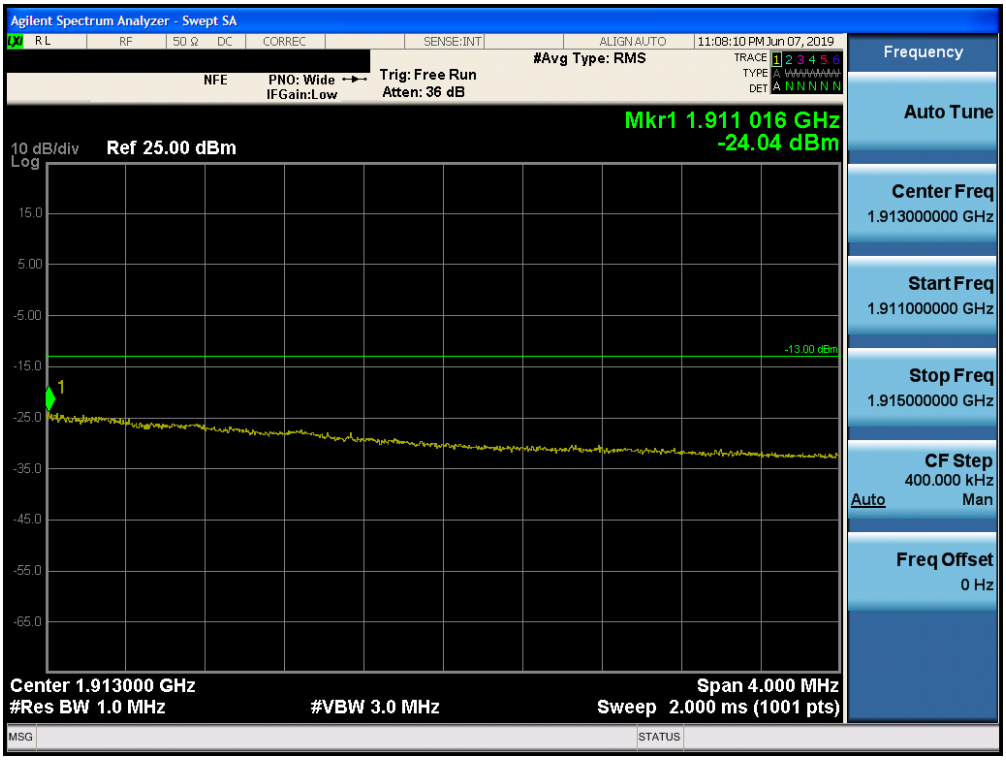

Plot 7-325. Upper Extended Band Edge Plot (Band 2 - 15.0MHz QPSK - Full RB Configuration)

© 2019 PCTEST Engineering Laboratory, Inc. V 9.0 02/01/2019
All rights reserved. Unless otherwise specified, no part of this report may be reproduced or utilized in any part, form or by any means, electronic or mechanical, including photocopying and microfilm, without permission in writing from PCTEST Engineering Laboratory, Inc. If you have any questions about this international copyright or have an enquiry about obtaining additional rights to this report or assembly of contents thereof, please contact INFO@PCTEST.COM.

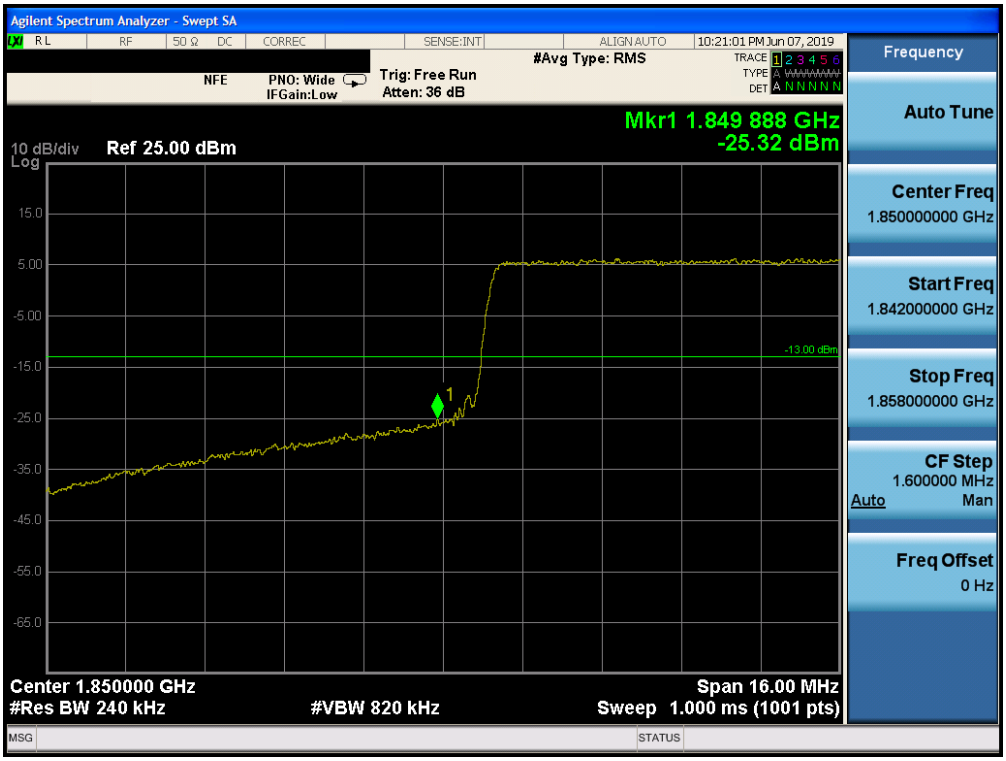

Plot 7-326. Lower Band Edge Plot (Band 2 - 20.0MHz QPSK - Full RB Configuration)

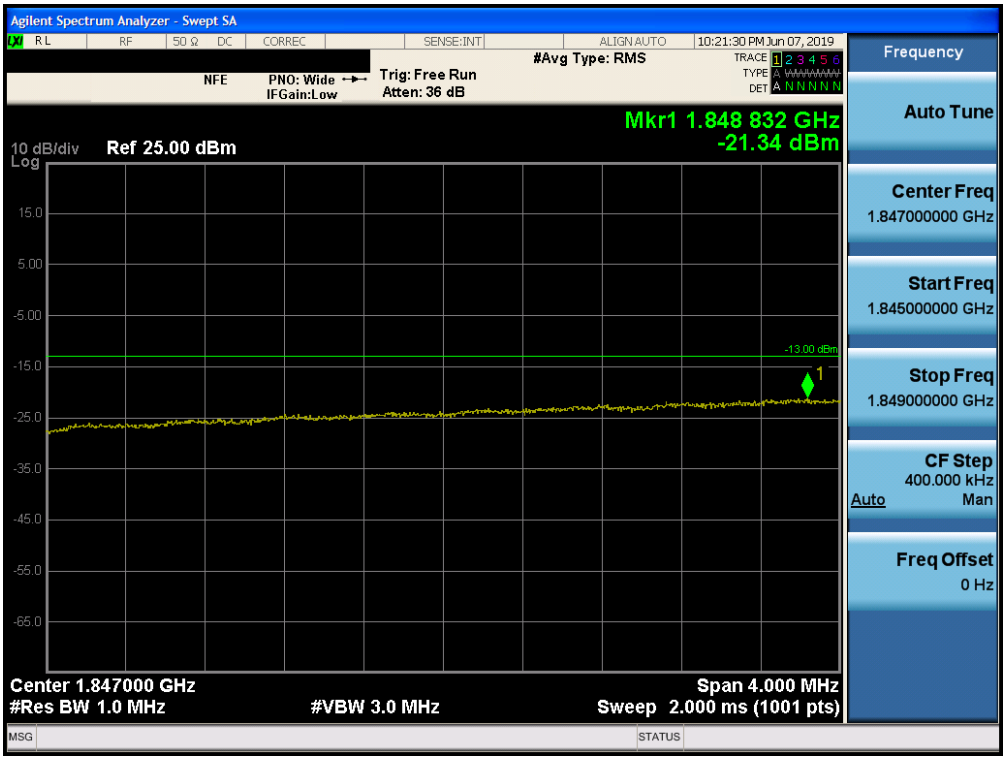

Plot 7-327. Lower Extended Band Edge Plot (Band 2 - 20.0MHz QPSK - Full RB Configuration)

© 2019 PCTEST Engineering Laboratory, Inc. V 9.0 02/01/2019
All rights reserved. Unless otherwise specified, no part of this report may be reproduced or utilized in any part, form or by any means, electronic or mechanical, including photocopying and microfilm, without permission in writing from PCTEST Engineering Laboratory, Inc. If you have any questions about this international copyright or have an enquiry about obtaining additional rights to this report or assembly of contents thereof, please contact INFO@PCTEST.COM.

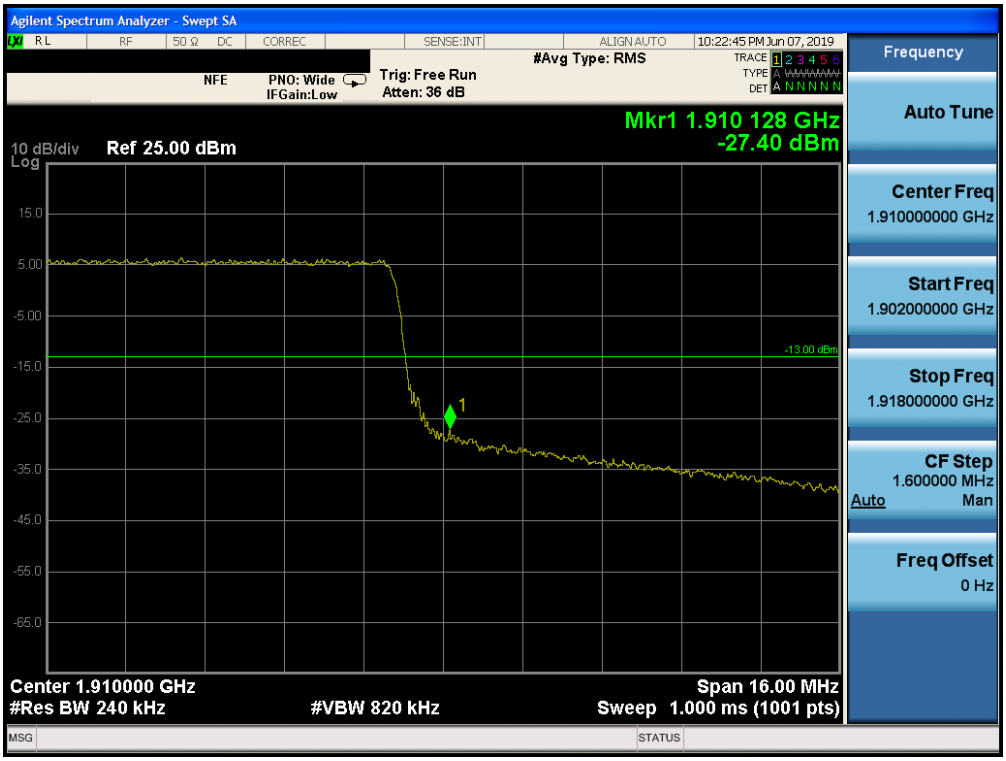

Plot 7-328. Upper Band Edge Plot (Band 2 - 20.0MHz QPSK - Full RB Configuration)

Plot 7-329. Upper Extended Band Edge Plot (Band 2 - 20.0MHz QPSK - Full RB Configuration)

© 2019 PCTEST Engineering Laboratory, Inc. V 9.0 02/01/2019
All rights reserved. Unless otherwise specified, no part of this report may be reproduced or utilized in any part, form or by any means, electronic or mechanical, including photocopying and microfilm, without permission in writing from PCTEST Engineering Laboratory, Inc. If you have any questions about this international copyright or have an enquiry about obtaining additional rights to this report or assembly of contents thereof, please contact INFO@PCTEST.COM.

Band 30

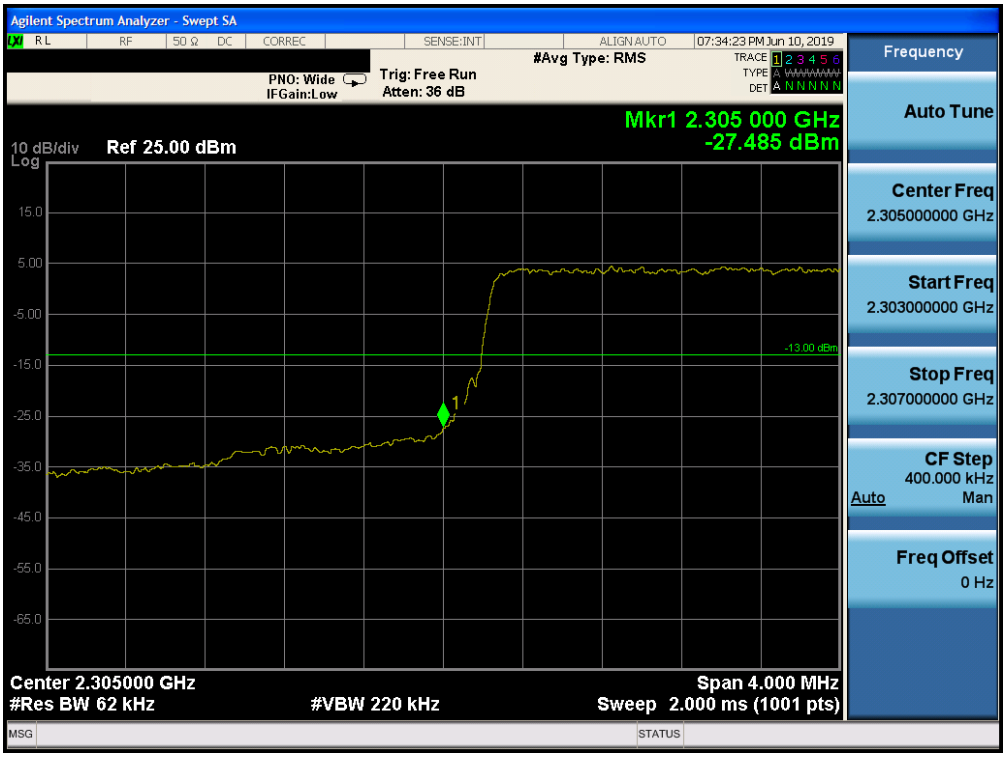

Plot 7-330. Lower Band Edge Plot (Band 30 - 5.0MHz QPSK - Full RB Configuration)

Plot 7-331. Lower Extended Band Edge Plot (Band 30 - 5.0MHz QPSK - Full RB Configuration)

© 2019 PCTEST Engineering Laboratory, Inc.
All rights reserved. Unless otherwise specified, no part of this report may be reproduced or utilized in any part, form or by any means, electronic or mechanical, including photocopying and microfilm, without permission in writing from PCTEST Engineering Laboratory, Inc. If you have any questions about this international copyright or have an enquiry about obtaining additional rights to this report or assembly of contents thereof, please contact INFO@PCTEST.COM.

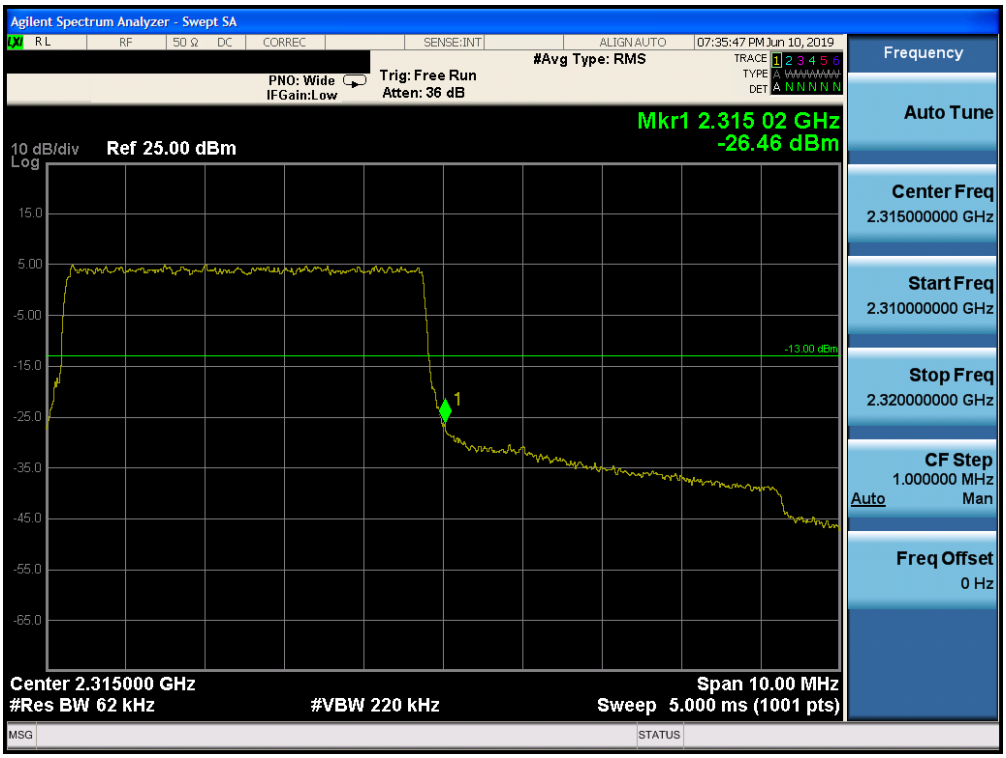

Plot 7-332. Upper Band Edge Plot (Band 30 - 5.0MHz QPSK - Full RB Configuration)

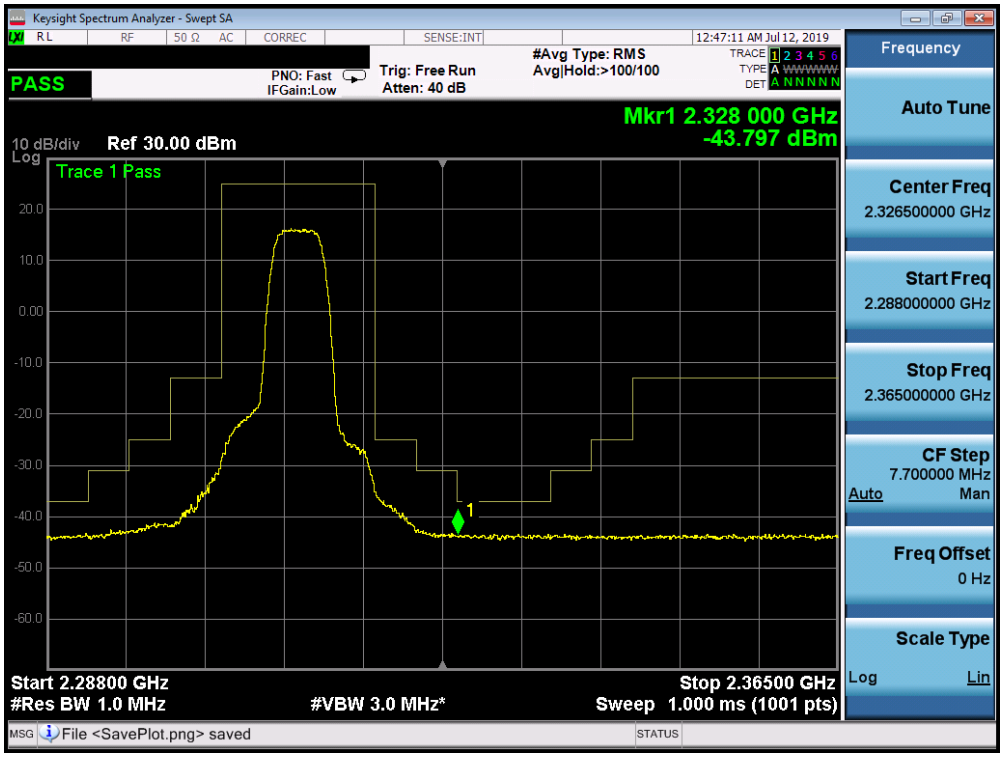

Plot 7-333. Upper Extended Band Edge Plot (Band 30 - 5.0MHz QPSK - Full RB Configuration)

© 2019 PCTEST Engineering Laboratory, Inc. V 9.0 02/01/2019
All rights reserved. Unless otherwise specified, no part of this report may be reproduced or utilized in any part, form or by any means, electronic or mechanical, including photocopying and microfilm, without permission in writing from PCTEST Engineering Laboratory, Inc. If you have any questions about this international copyright or have an enquiry about obtaining additional rights to this report or assembly of contents thereof, please contact INFO@PCTEST.COM.

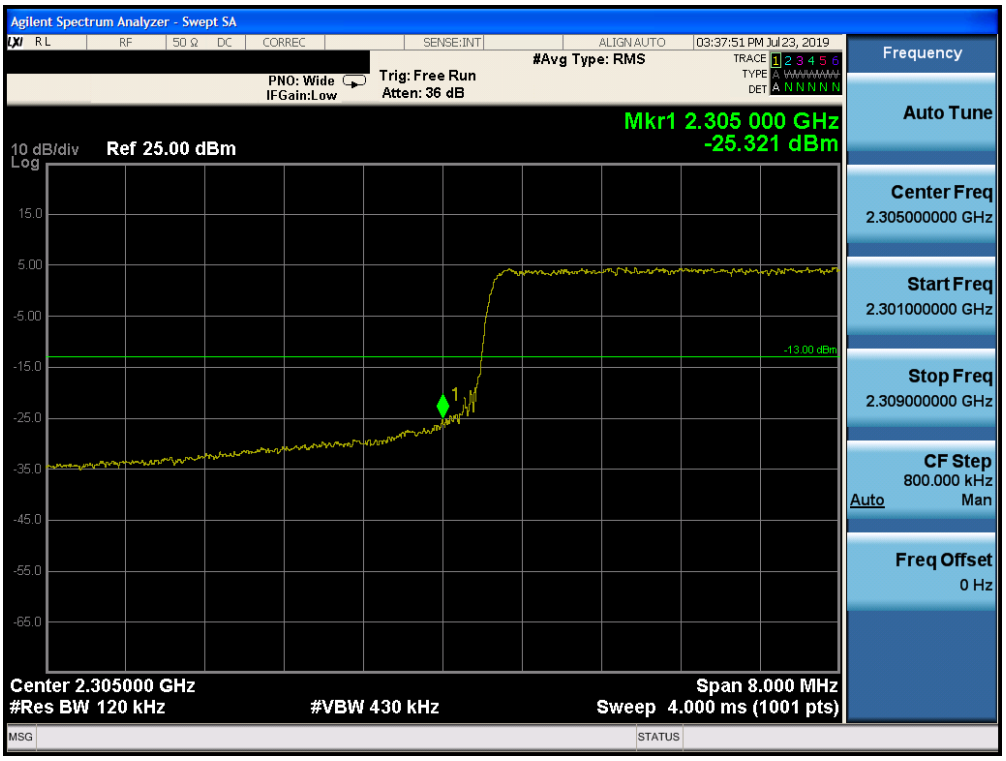

Plot 7-334. Lower Band Edge Plot (Band 30 - 10.0MHz QPSK - Full RB Configuration)

Plot 7-335. Lower Extended Band Edge Plot (Band 30 - 10.0MHz QPSK - Full RB Configuration)

© 2019 PCTEST Engineering Laboratory, Inc. V 9.0 02/01/2019
All rights reserved. Unless otherwise specified, no part of this report may be reproduced or utilized in any part, form or by any means, electronic or mechanical, including photocopying and microfilm, without permission in writing from PCTEST Engineering Laboratory, Inc. If you have any questions about this international copyright or have an enquiry about obtaining additional rights to this report or assembly of contents thereof, please contact INFO@PCTEST.COM.

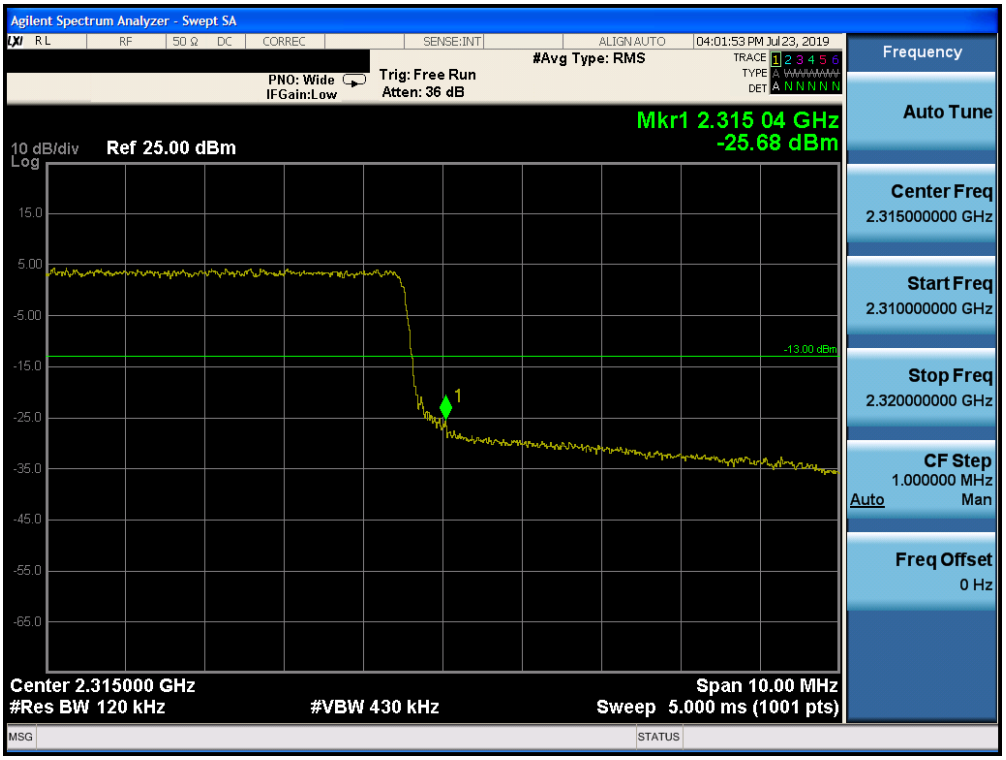

Plot 7-336. Upper Band Edge Plot (Band 30 - 10.0MHz QPSK - Full RB Configuration)

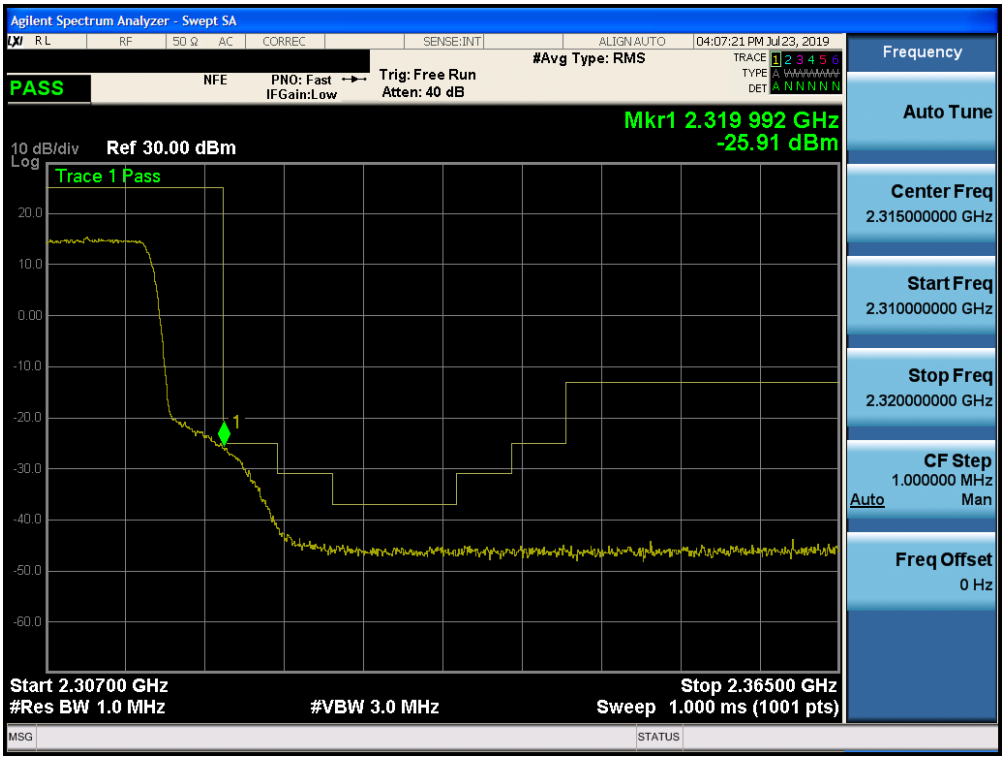

Plot 7-337. Upper Extended Band Edge Plot (Band 30 - 10.0MHz QPSK - Full RB Configuration)

© 2019 PCTEST Engineering Laboratory, Inc. V 9.0 02/01/2019
All rights reserved. Unless otherwise specified, no part of this report may be reproduced or utilized in any part, form or by any means, electronic or mechanical, including photocopying and microfilm, without permission in writing from PCTEST Engineering Laboratory, Inc. If you have any questions about this international copyright or have an enquiry about obtaining additional rights to this report or assembly of contents thereof, please contact INFO@PCTEST.COM.

Band 7

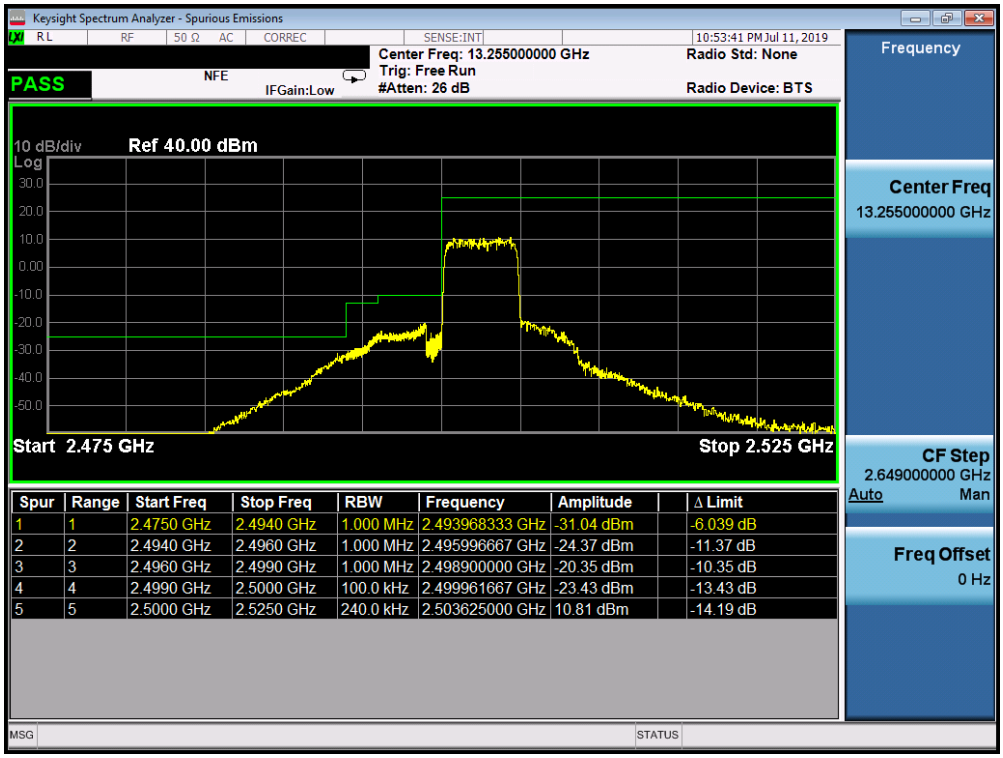

Spur	Range	Start Freq	Stop Freq	RBW	Frequency	Amplitude	Δ Limit
1	1	2.4750 GHz	2.4940 GHz	1.000 MHz	2.493968333 GHz	-31.04 dBm	-6.039 dB
2	2	2.4940 GHz	2.4960 GHz	1.000 MHz	2.495996667 GHz	-24.37 dBm	-11.37 dB
3	3	2.4960 GHz	2.4990 GHz	1.000 MHz	2.498900000 GHz	-20.35 dBm	-10.35 dB
4	4	2.4990 GHz	2.5000 GHz	100.0 kHz	2.499961667 GHz	-23.43 dBm	-13.43 dB
5	5	2.5000 GHz	2.5250 GHz	240.0 kHz	2.503625000 GHz	10.81 dBm	-14.19 dB

Plot 7-338. Lower ACP Plot (Band 7 - 5.0MHz QPSK - Full RB Configuration)

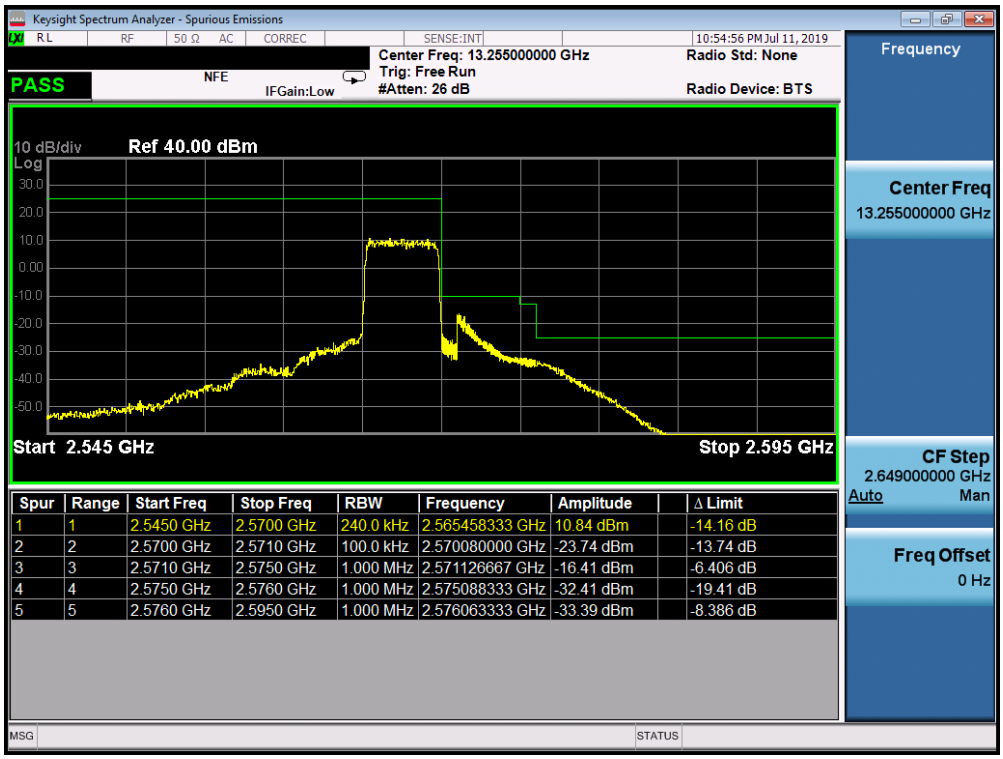

Spur	Range	Start Freq	Stop Freq	RBW	Frequency	Amplitude	Δ Limit
1	1	2.5450 GHz	2.5700 GHz	240.0 kHz	2.565458333 GHz	10.84 dBm	-14.16 dB
2	2	2.5700 GHz	2.5710 GHz	100.0 kHz	2.570080000 GHz	-23.74 dBm	-13.74 dB
3	3	2.5710 GHz	2.5750 GHz	1.000 MHz	2.571126667 GHz	-16.41 dBm	-6.406 dB
4	4	2.5750 GHz	2.5760 GHz	1.000 MHz	2.575088333 GHz	-32.41 dBm	-19.41 dB
5	5	2.5760 GHz	2.5950 GHz	1.000 MHz	2.576063333 GHz	-33.39 dBm	-8.386 dB

Plot 7-339. Upper ACP Plot (Band 7 - 5.0MHz QPSK - Full RB Configuration)

© 2019 PCTEST Engineering Laboratory, Inc.
All rights reserved. Unless otherwise specified, no part of this report may be reproduced or utilized in any part, form or by any means, electronic or mechanical, including photocopying and microfilm, without permission in writing from PCTEST Engineering Laboratory, Inc. If you have any questions about this international copyright or have an enquiry about obtaining additional rights to this report or assembly of contents thereof, please contact INFO@PCTEST.COM.

Spur	Range	Start Freq	Stop Freq	RBW	Frequency	Amplitude	Δ Limit
1	1	2.4750 GHz	2.4905 GHz	1.000 MHz	2.490370833 GHz	-36.12 dBm	-11.12 dB
2	2	2.4905 GHz	2.4960 GHz	1.000 MHz	2.495981667 GHz	-26.94 dBm	-13.94 dB
3	3	2.4960 GHz	2.4990 GHz	1.000 MHz	2.498870000 GHz	-22.10 dBm	-12.10 dB
4	4	2.4990 GHz	2.5000 GHz	100.0 kHz	2.499643333 GHz	-27.21 dBm	-17.21 dB
5	5	2.5000 GHz	2.5250 GHz	240.0 kHz	2.506000000 GHz	7.691 dBm	-17.31 dB

Plot 7-340. Lower ACP Plot (Band 7 - 10.0MHz QPSK - Full RB Configuration)

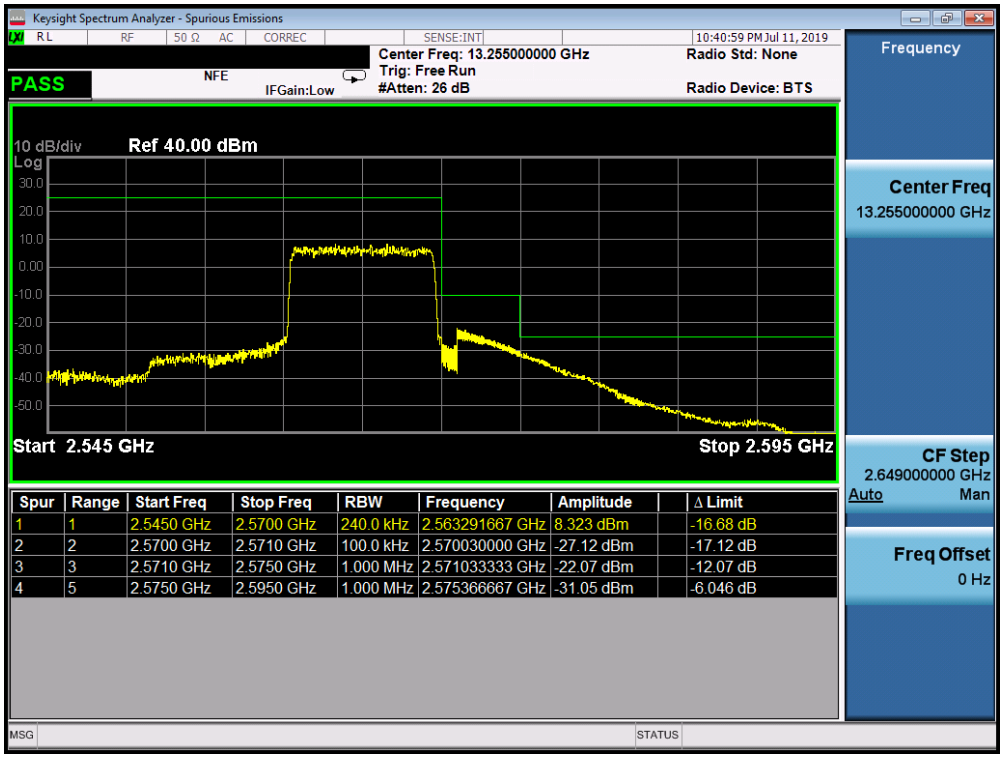

Spur	Range	Start Freq	Stop Freq	RBW	Frequency	Amplitude	Δ Limit
1	1	2.5450 GHz	2.5700 GHz	240.0 kHz	2.563291667 GHz	8.323 dBm	-16.68 dB
2	2	2.5700 GHz	2.5710 GHz	100.0 kHz	2.570030000 GHz	-27.12 dBm	-17.12 dB
3	3	2.5710 GHz	2.5750 GHz	1.000 MHz	2.571033333 GHz	-22.07 dBm	-12.07 dB
4	5	2.5750 GHz	2.5950 GHz	1.000 MHz	2.575366667 GHz	-31.05 dBm	-6.046 dB

Plot 7-341. Upper ACP Plot (Band 7 - 10.0MHz QPSK - Full RB Configuration)

© 2019 PCTEST Engineering Laboratory, Inc.
All rights reserved. Unless otherwise specified, no part of this report may be reproduced or utilized in any part, form or by any means, electronic or mechanical, including photocopying and microfilm, without permission in writing from PCTEST Engineering Laboratory, Inc. If you have any questions about this international copyright or have an enquiry about obtaining additional rights to this report or assembly of contents thereof, please contact INFO@PCTEST.COM.

Plot 7-342. Lower ACP Plot (Band 7 - 15.0MHz QPSK - Full RB Configuration)

Plot 7-343. Upper ACP Plot (Band 7 - 15.0MHz QPSK - Full RB Configuration)

© 2019 PCTEST Engineering Laboratory, Inc.
All rights reserved. Unless otherwise specified, no part of this report may be reproduced or utilized in any part, form or by any means, electronic or mechanical, including photocopying and microfilm, without permission in writing from PCTEST Engineering Laboratory, Inc. If you have any questions about this international copyright or have an enquiry about obtaining additional rights to this report or assembly of contents thereof, please contact INFO@PCTEST.COM.

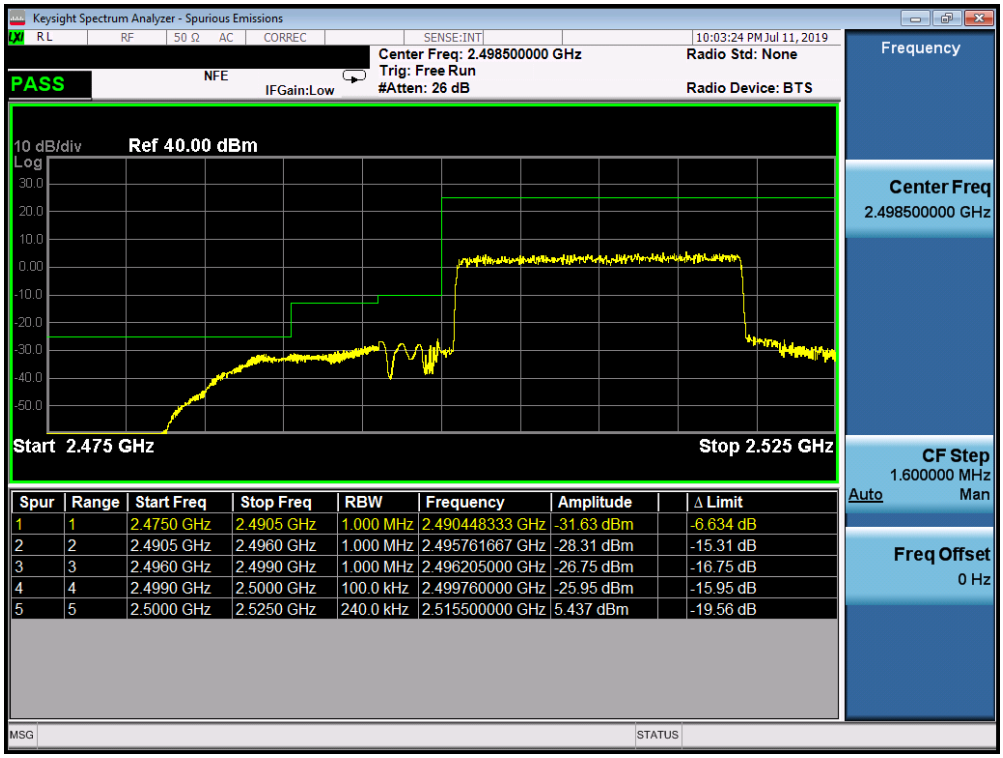

Plot 7-344. Lower ACP Plot (Band 7 - 20.0MHz QPSK - Full RB Configuration)

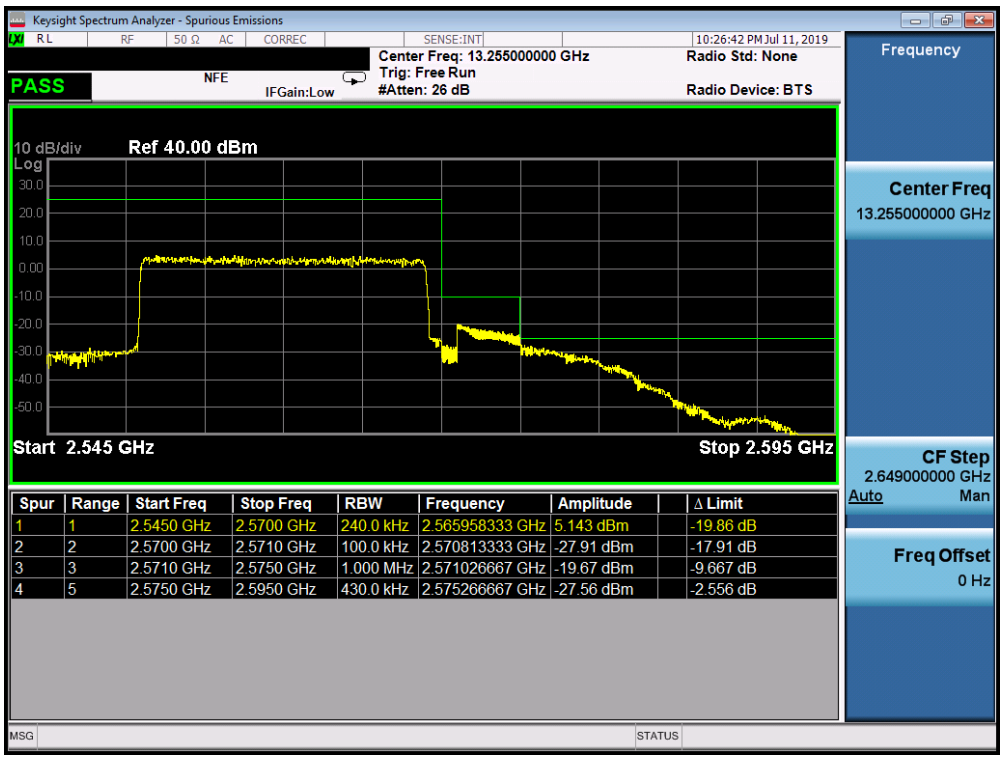

Plot 7-345. Upper ACP Plot (Band 7 - 20.0MHz QPSK - Full RB Configuration)

© 2019 PCTEST Engineering Laboratory, Inc.
All rights reserved. Unless otherwise specified, no part of this report may be reproduced or utilized in any part, form or by any means, electronic or mechanical, including photocopying and microfilm, without permission in writing from PCTEST Engineering Laboratory, Inc. If you have any questions about this international copyright or have an enquiry about obtaining additional rights to this report or assembly of contents thereof, please contact INFO@PCTEST.COM.

Band 41

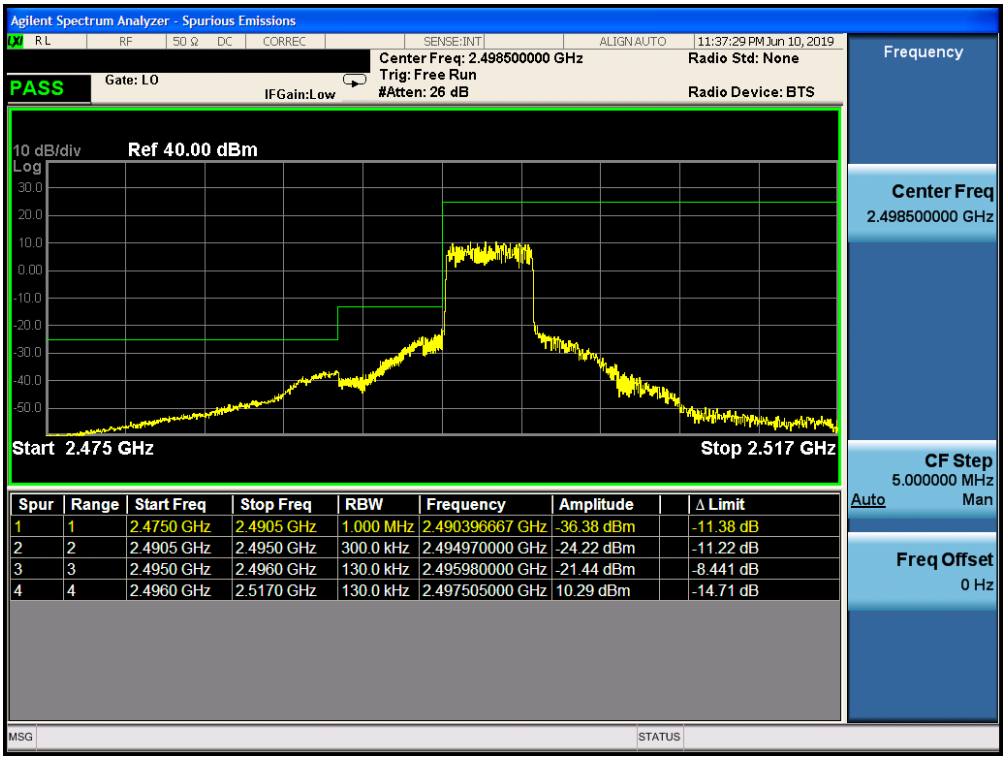

Spur	Range	Start Freq	Stop Freq	RBW	Frequency	Amplitude	Δ Limit
1	1	2.4750 GHz	2.4905 GHz	1.000 MHz	2.490396667 GHz	-36.38 dBm	-11.38 dB
2	2	2.4905 GHz	2.4950 GHz	300.0 kHz	2.494970000 GHz	-24.22 dBm	-11.22 dB
3	3	2.4950 GHz	2.4960 GHz	130.0 kHz	2.495980000 GHz	-21.44 dBm	-8.441 dB
4	4	2.4960 GHz	2.5170 GHz	130.0 kHz	2.497505000 GHz	10.29 dBm	-14.71 dB

Plot 7-346. Lower ACP Plot (Band 41 - 5.0MHz QPSK - Full RB Configuration)

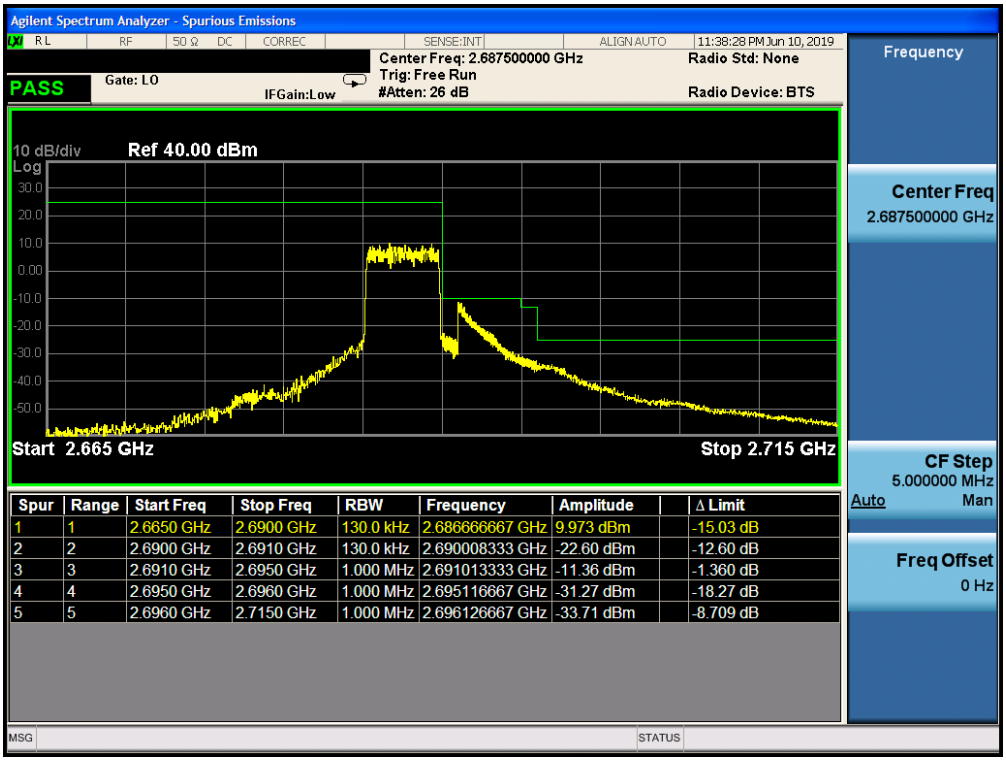

Spur	Range	Start Freq	Stop Freq	RBW	Frequency	Amplitude	Δ Limit
1	1	2.6650 GHz	2.6900 GHz	130.0 kHz	2.686666667 GHz	9.973 dBm	-15.03 dB
2	2	2.6900 GHz	2.6910 GHz	130.0 kHz	2.690008333 GHz	-22.60 dBm	-12.60 dB
3	3	2.6910 GHz	2.6950 GHz	1.000 MHz	2.691013333 GHz	-11.36 dBm	-1.360 dB
4	4	2.6950 GHz	2.6960 GHz	1.000 MHz	2.695116667 GHz	-31.27 dBm	-18.27 dB
5	5	2.6960 GHz	2.7150 GHz	1.000 MHz	2.696126667 GHz	-33.71 dBm	-8.709 dB

Plot 7-347. Upper ACP Plot (Band 41 - 5.0MHz QPSK - Full RB Configuration)

© 2019 PCTEST Engineering Laboratory, Inc. V 9.0 02/01/2019
All rights reserved. Unless otherwise specified, no part of this report may be reproduced or utilized in any part, form or by any means, electronic or mechanical, including photocopying and microfilm, without permission in writing from PCTEST Engineering Laboratory, Inc. If you have any questions about this international copyright or have an enquiry about obtaining additional rights to this report or assembly of contents thereof, please contact INFO@PCTEST.COM.

Spur	Range	Start Freq	Stop Freq	RBW	Frequency	Amplitude	Δ Limit
1	1	2.4750 GHz	2.4905 GHz	1.000 MHz	2.490215833 GHz	-30.17 dBm	-5.174 dB
2	2	2.4905 GHz	2.4950 GHz	1.000 MHz	2.494940000 GHz	-16.77 dBm	-3.767 dB
3	3	2.4950 GHz	2.4960 GHz	300.0 kHz	2.495981667 GHz	-22.87 dBm	-9.868 dB
4	4	2.4960 GHz	2.5170 GHz	300.0 kHz	2.501670000 GHz	10.75 dBm	-14.25 dB

Plot 7-348. Lower ACP Plot (Band 41 - 10.0MHz QPSK - Full RB Configuration)

Spur	Range	Start Freq	Stop Freq	RBW	Frequency	Amplitude	Δ Limit
1	1	2.6650 GHz	2.6900 GHz	300.0 kHz	2.682833333 GHz	10.11 dBm	-14.89 dB
2	2	2.6900 GHz	2.6910 GHz	300.0 kHz	2.690075000 GHz	-22.68 dBm	-12.68 dB
3	3	2.6910 GHz	2.6950 GHz	1.000 MHz	2.691006667 GHz	-21.30 dBm	-11.30 dB
4	4	2.6950 GHz	2.7043 GHz	1.000 MHz	2.695046425 GHz	-26.11 dBm	-13.11 dB
5	5	2.7043 GHz	2.7150 GHz	1.000 MHz	2.705445792 GHz	-35.92 dBm	-10.92 dB

Plot 7-349. Upper ACP Plot (Band 41 - 10.0MHz QPSK - Full RB Configuration)

© 2019 PCTEST Engineering Laboratory, Inc. V 9.0 02/01/2019
All rights reserved. Unless otherwise specified, no part of this report may be reproduced or utilized in any part, form or by any means, electronic or mechanical, including photocopying and microfilm, without permission in writing from PCTEST Engineering Laboratory, Inc. If you have any questions about this international copyright or have an enquiry about obtaining additional rights to this report or assembly of contents thereof, please contact INFO@PCTEST.COM.

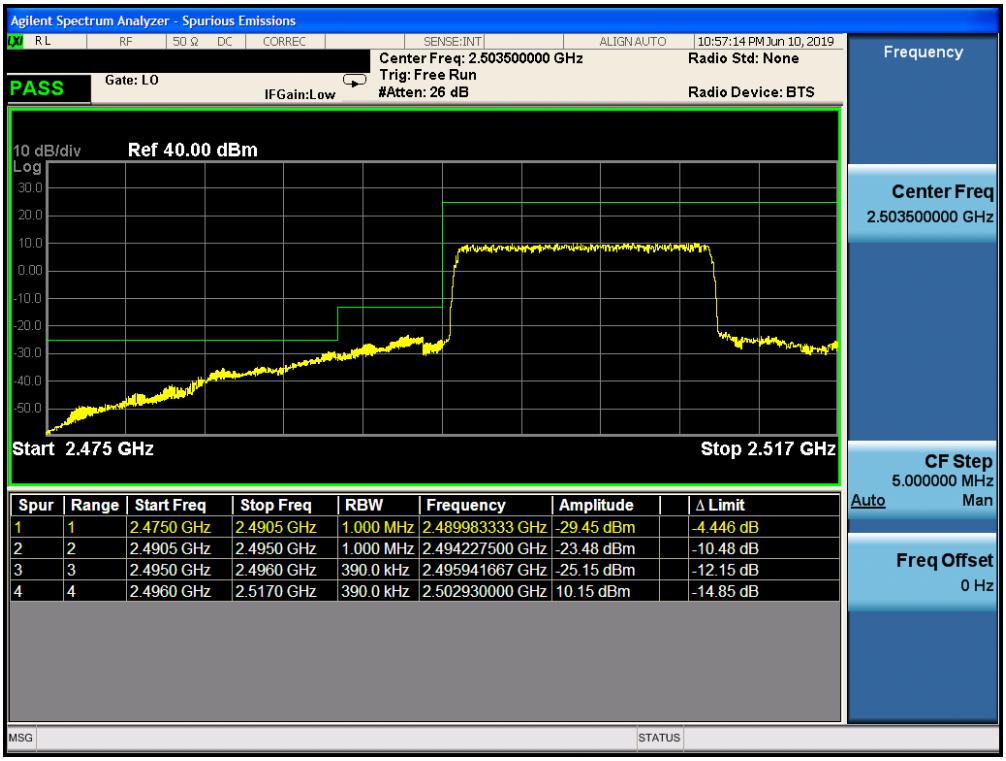

Spur	Range	Start Freq	Stop Freq	RBW	Frequency	Amplitude	Δ Limit
1	1	2.4750 GHz	2.4905 GHz	1.000 MHz	2.489983333 GHz	-29.45 dBm	-4.446 dB
2	2	2.4905 GHz	2.4950 GHz	1.000 MHz	2.494227500 GHz	-23.48 dBm	-10.48 dB
3	3	2.4950 GHz	2.4960 GHz	390.0 kHz	2.495941667 GHz	-25.15 dBm	-12.15 dB
4	4	2.4960 GHz	2.5170 GHz	390.0 kHz	2.502930000 GHz	10.15 dBm	-14.85 dB

Plot 7-350. Lower ACP Plot (Band 41 - 15.0MHz QPSK - Full RB Configuration)

Spur	Range	Start Freq	Stop Freq	RBW	Frequency	Amplitude	Δ Limit
1	1	2.6650 GHz	2.6900 GHz	390.0 kHz	2.683875000 GHz	9.514 dBm	-15.49 dB
2	2	2.6900 GHz	2.6910 GHz	390.0 kHz	2.690033333 GHz	-23.91 dBm	-13.91 dB
3	3	2.6910 GHz	2.6950 GHz	1.000 MHz	2.692246667 GHz	-20.43 dBm	-10.43 dB
4	4	2.6950 GHz	2.7103 GHz	1.000 MHz	2.696432480 GHz	-22.74 dBm	-9.743 dB
5	5	2.7103 GHz	2.7150 GHz	1.000 MHz	2.710371260 GHz	-36.11 dBm	-11.11 dB

Plot 7-351. Upper ACP Plot (Band 41 - 15.0MHz QPSK - Full RB Configuration)

© 2019 PCTEST Engineering Laboratory, Inc.
All rights reserved. Unless otherwise specified, no part of this report may be reproduced or utilized in any part, form or by any means, electronic or mechanical, including photocopying and microfilm, without permission in writing from PCTEST Engineering Laboratory, Inc. If you have any questions about this international copyright or have an enquiry about obtaining additional rights to this report or assembly of contents thereof, please contact INFO@PCTEST.COM.

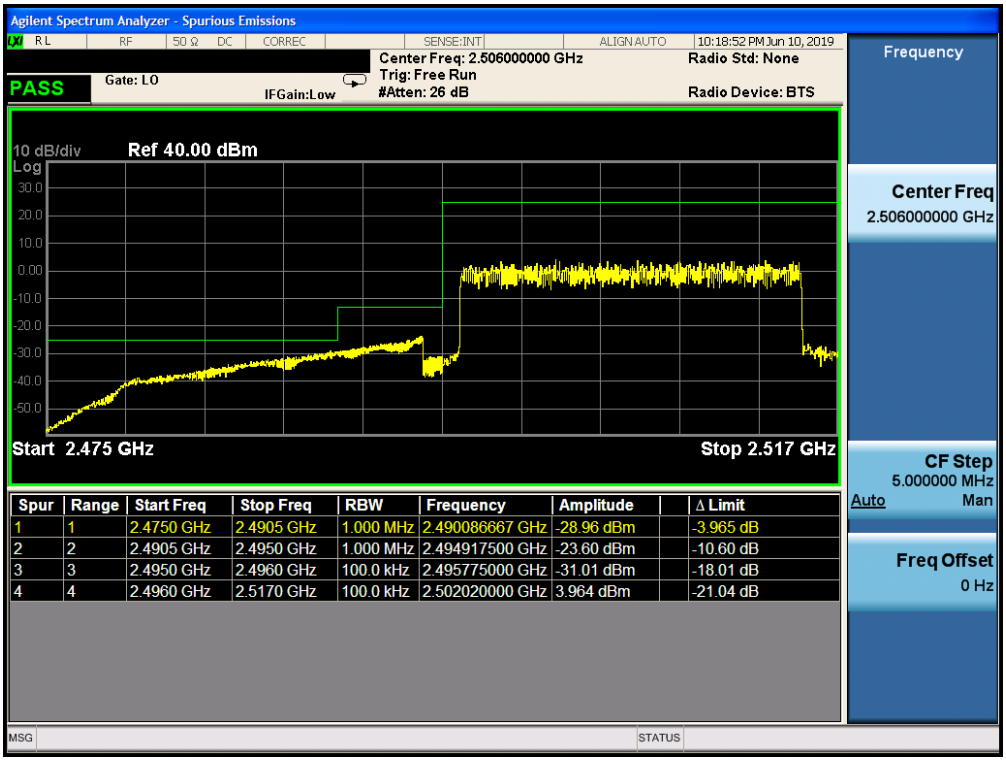

Spur	Range	Start Freq	Stop Freq	RBW	Frequency	Amplitude	Δ Limit
1	1	2.4750 GHz	2.4905 GHz	1.000 MHz	2.490086667 GHz	-28.96 dBm	-3.965 dB
2	2	2.4905 GHz	2.4950 GHz	1.000 MHz	2.494917500 GHz	-23.60 dBm	-10.60 dB
3	3	2.4950 GHz	2.4960 GHz	100.0 kHz	2.495775000 GHz	-31.01 dBm	-18.01 dB
4	4	2.4960 GHz	2.5170 GHz	100.0 kHz	2.502020000 GHz	3.964 dBm	-21.04 dB

Plot 7-352. Lower ACP Plot (Band 41 - 20.0MHz QPSK - Full RB Configuration)

Spur	Range	Start Freq	Stop Freq	RBW	Frequency	Amplitude	Δ Limit
1	1	2.6650 GHz	2.6900 GHz	100.0 kHz	2.677500000 GHz	3.378 dBm	-21.62 dB
2	2	2.6900 GHz	2.6910 GHz	100.0 kHz	2.690640000 GHz	-28.50 dBm	-18.50 dB
3	3	2.6910 GHz	2.6950 GHz	1.000 MHz	2.691040000 GHz	-20.67 dBm	-10.67 dB
4	5	2.6950 GHz	2.7150 GHz	300.0 kHz	2.695633333 GHz	-27.61 dBm	-2.615 dB

Plot 7-353. Upper ACP Plot (Band 41 - 20.0MHz QPSK - Full RB Configuration)

© 2019 PCTEST Engineering Laboratory, Inc.
All rights reserved. Unless otherwise specified, no part of this report may be reproduced or utilized in any part, form or by any means, electronic or mechanical, including photocopying and microfilm, without permission in writing from PCTEST Engineering Laboratory, Inc. If you have any questions about this international copyright or have an enquiry about obtaining additional rights to this report or assembly of contents thereof, please contact INFO@PCTEST.COM.

Band 38

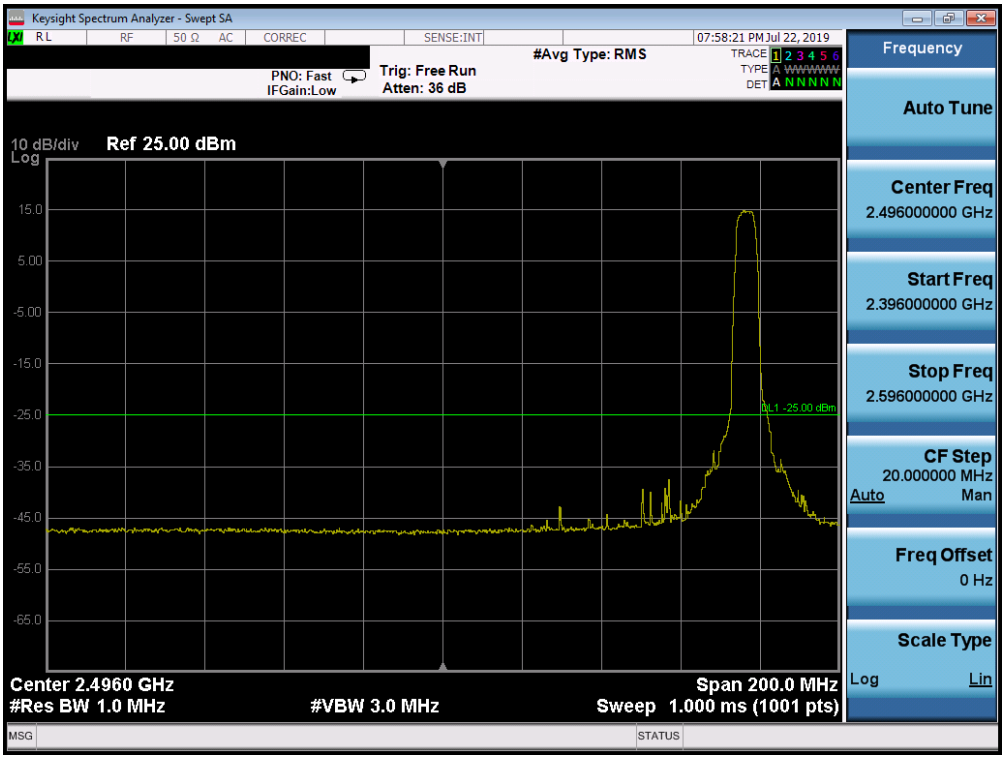

Plot 7-346. Lower Band Edge Plot (Band 38 – 5.0MHz QPSK - Full RB Configuration)

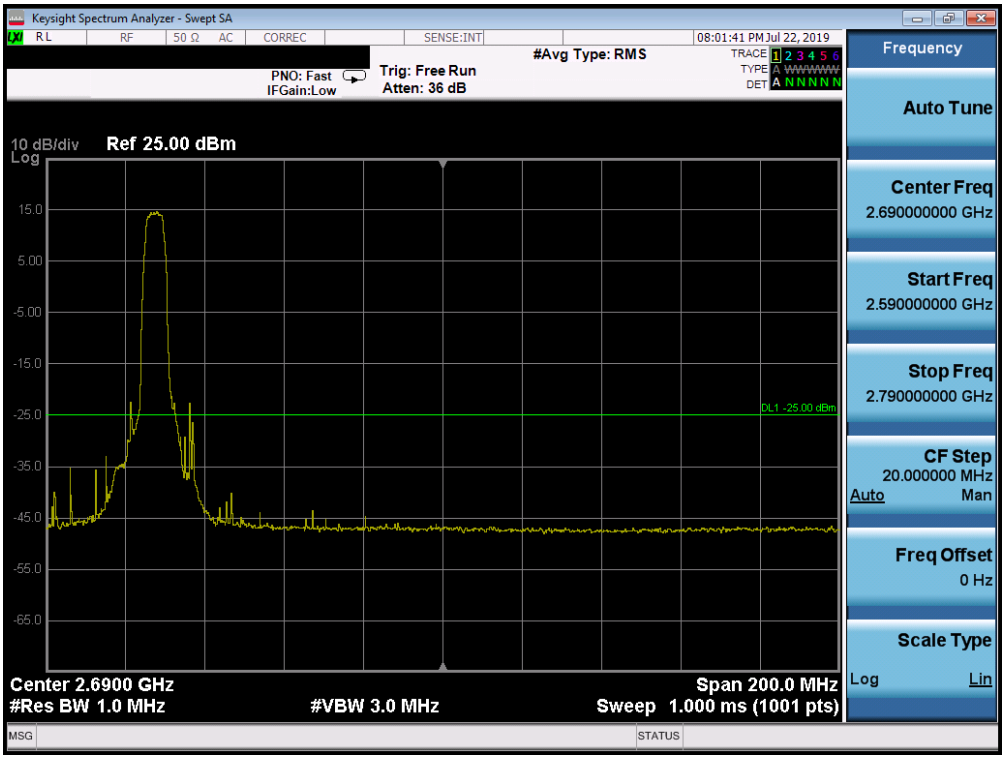

Plot 7-347. Upper Band Edge Plot (Band 38 – 5.0MHz QPSK - Full RB Configuration)

© 2019 PCTEST Engineering Laboratory, Inc.
All rights reserved. Unless otherwise specified, no part of this report may be reproduced or utilized in any part, form or by any means, electronic or mechanical, including photocopying and microfilm, without permission in writing from PCTEST Engineering Laboratory, Inc. If you have any questions about this international copyright or have an enquiry about obtaining additional rights to this report or assembly of contents thereof, please contact INFO@PCTEST.COM.

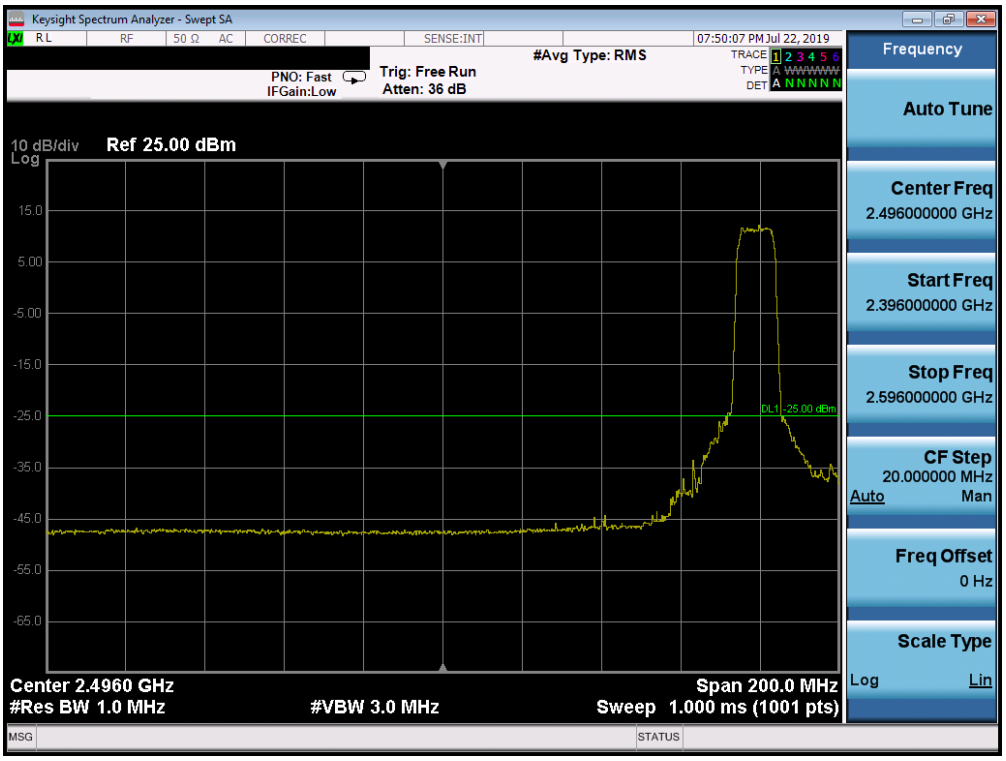

Plot 7-348. Lower Band Edge Plot (Band 38 - 10.0MHz QPSK - Full RB Configuration)

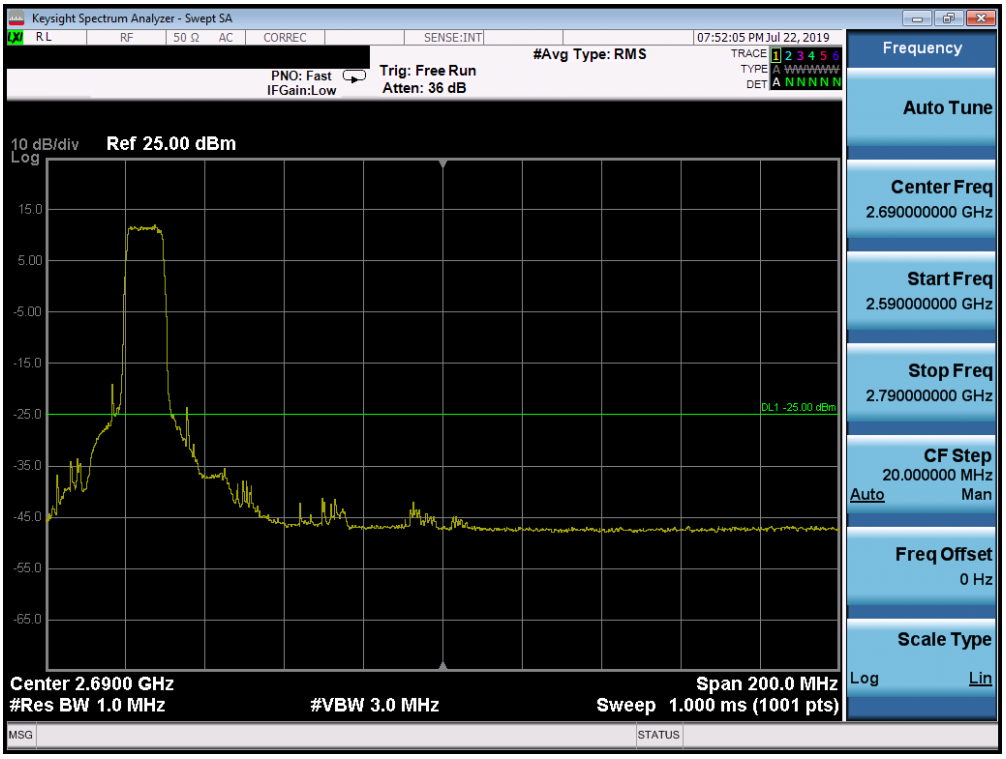

Plot 7-349. Upper Band Edge Plot (Band 38 - 10.0MHz QPSK - Full RB Configuration)

© 2019 PCTEST Engineering Laboratory, Inc. V 9.0 02/01/2019
All rights reserved. Unless otherwise specified, no part of this report may be reproduced or utilized in any part, form or by any means, electronic or mechanical, including photocopying and microfilm, without permission in writing from PCTEST Engineering Laboratory, Inc. If you have any questions about this international copyright or have an enquiry about obtaining additional rights to this report or assembly of contents thereof, please contact INFO@PCTEST.COM.