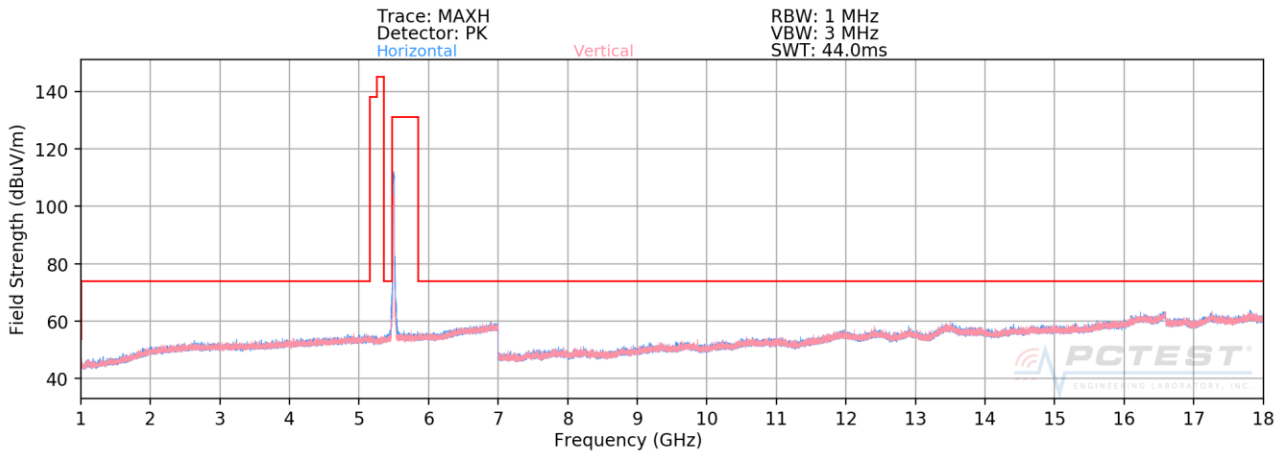


**Plot 7-189. Radiated Spurious Plot above 1GHz SISO CORE 1 (802.11n – U2C Ch. 100)**

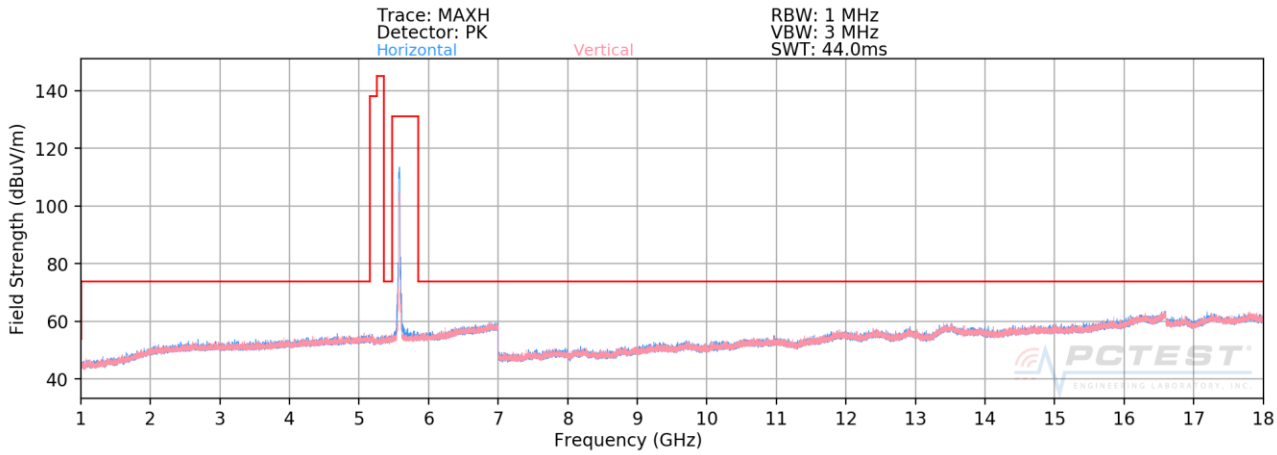


**Plot 7-190. Radiated Spurious Plot above 1GHz SISO CORE 1 (802.11n – U2C Ch. 116)**

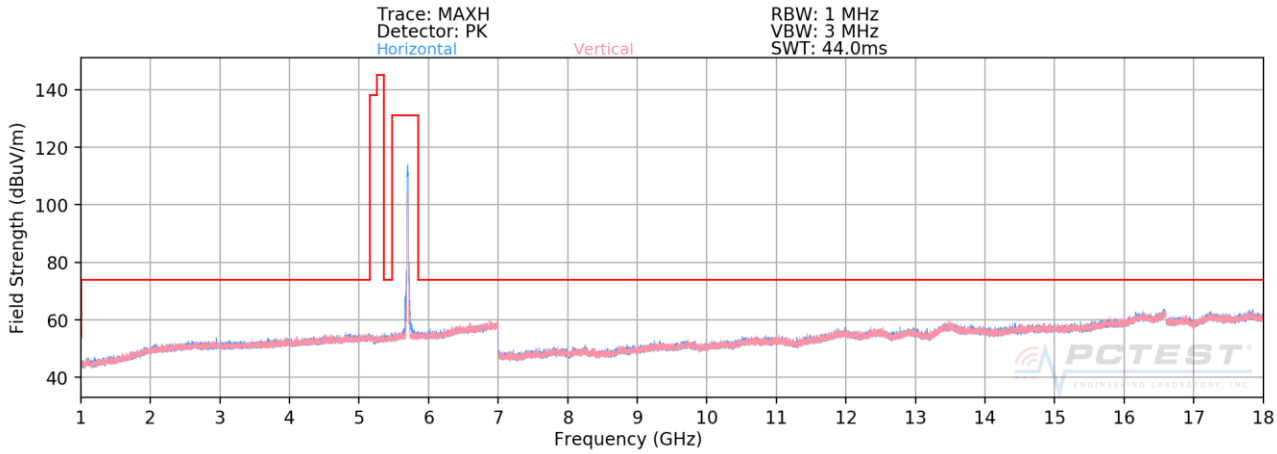


**Plot 7-191. Radiated Spurious Plot above 1GHz SISO CORE 1 (802.11n – U2C Ch. 144)**




© 2019 PCTEST Engineering Laboratory, Inc. V 9.0 02/01/2019
All rights reserved. Unless otherwise specified, no part of this report may be reproduced or utilized in any part, form or by any means, electronic or mechanical, including photocopying and microfilm, without permission in writing from PCTEST Engineering Laboratory, Inc. If you have any questions about this international copyright or have an enquiry about obtaining additional rights to this report or assembly of contents thereof, please contact INFO@PCTEST.COM.

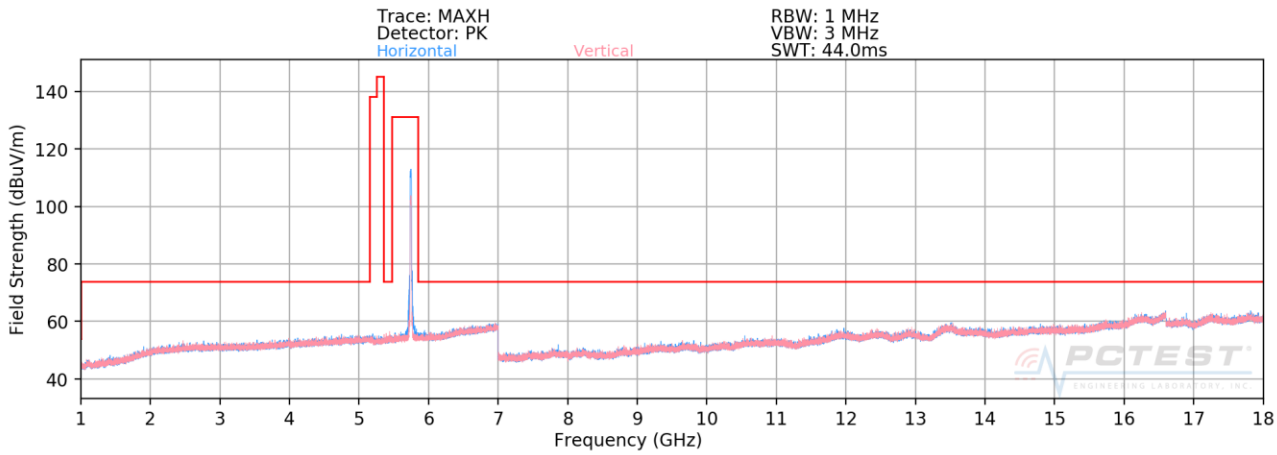


**Plot 7-192. Radiated Spurious Plot above 1GHz SISO CORE 1 (802.11n – U3 Ch. 149)**

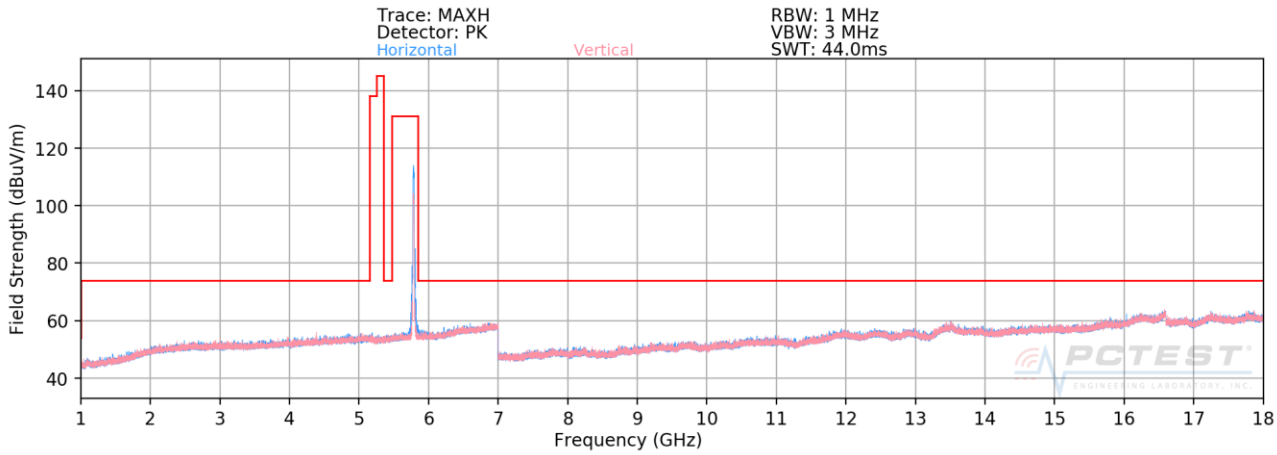


**Plot 7-193. Radiated Spurious Plot above 1GHz SISO CORE 1 (802.11n – U3 Ch. 157)**

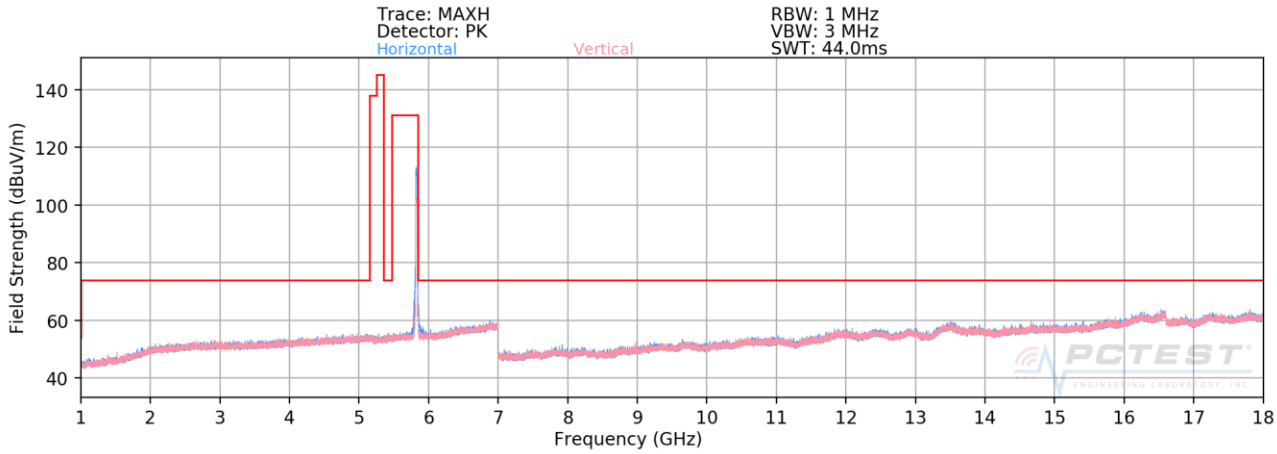


**Plot 7-194. Radiated Spurious Plot above 1GHz SISO CORE 1 (802.11n – U3 Ch. 165)**




© 2019 PCTEST Engineering Laboratory, Inc. V 9.0 02/01/2019
All rights reserved. Unless otherwise specified, no part of this report may be reproduced or utilized in any part, form or by any means, electronic or mechanical, including photocopying and microfilm, without permission in writing from PCTEST Engineering Laboratory, Inc. If you have any questions about this international copyright or have an enquiry about obtaining additional rights to this report or assembly of contents thereof, please contact INFO@PCTEST.COM.

# SISO CORE-1 Radiated Spurious Emission Measurements

**§15.407(b) §15.205 & §15.209; RSS-Gen [8.9]**

Worst Case Mode: 802.11n
Worst Case Transfer Rate: MCS0
Distance of Measurements: 3 Meters
Operating Frequency: 5180MHz
Channel: 36

| Frequency [MHz] | Detector | Ant. Pol. [H/V] | Antenna Height [cm] | Turntable Azimuth [degree] | Analyzer Level [dBm] | AFCL [dB/m] | Field Strength [dBµV/m] | Limit [dBµV/m] | Margin [dB] |
|---|---|---|---|---|---|---|---|---|---|
| 10360.00 | Peak | H | - | - | -72.71 | 18.68 | 52.97 | 68.20 | -15.23 |
| 15540.00 | Average | H | - | - | -86.01 | 25.81 | 46.80 | 53.98 | -7.18 |
| 15540.00 | Peak | H | - | - | -74.17 | 25.81 | 58.64 | 73.98 | -15.34 |

**Table 7-48. Radiated Measurements SISO CORE 1**

Worst Case Mode: 802.11n
Worst Case Transfer Rate: MCS0
Distance of Measurements: 3 Meters
Operating Frequency: 5200MHz
Channel: 40

| Frequency [MHz] | Detector | Ant. Pol. [H/V] | Antenna Height [cm] | Turntable Azimuth [degree] | Analyzer Level [dBm] | AFCL [dB/m] | Field Strength [dBµV/m] | Limit [dBµV/m] | Margin [dB] |
|---|---|---|---|---|---|---|---|---|---|
| 10400.00 | Peak | H | - | - | -73.13 | 18.77 | 52.64 | 68.20 | -15.56 |
| 15600.00 | Average | H | - | - | -86.23 | 26.00 | 46.77 | 53.98 | -7.20 |
| 15600.00 | Peak | H | - | - | -74.18 | 26.00 | 58.82 | 73.98 | -15.15 |

**Table 7-49. Radiated Measurements SISO CORE 1**



© 2019 PCTEST Engineering Laboratory, Inc. V 9.0 02/01/2019
All rights reserved. Unless otherwise specified, no part of this report may be reproduced or utilized in any part, form or by any means, electronic or mechanical, including photocopying and microfilm, without permission in writing from PCTEST Engineering Laboratory, Inc. If you have any questions about this international copyright or have an enquiry about obtaining additional rights to this report or assembly of contents thereof, please contact INFO@PCTEST.COM.

Worst Case Mode: 802.11n
Worst Case Transfer Rate: MCS0
Distance of Measurements: 3 Meters
Operating Frequency: 5240MHz
Channel: 48

| Frequency [MHz] | Detector | Ant. Pol. [H/V] | Antenna Height [cm] | Turntable Azimuth [degree] | Analyzer Level [dBm] | AFCL [dB/m] | Field Strength [dBµV/m] | Limit [dBµV/m] | Margin [dB] |
|---|---|---|---|---|---|---|---|---|---|
| 10480.00 | Peak | H | - | - | -73.57 | 19.74 | 53.17 | 68.20 | -15.03 |
| 15720.00 | Average | H | - | - | -86.30 | 25.93 | 46.63 | 53.98 | -7.35 |
| 15720.00 | Peak | H | - | - | -74.27 | 25.93 | 58.66 | 73.98 | -15.32 |

**Table 7-50. Radiated Measurements SISO CORE 1**

Worst Case Mode: 802.11n
Worst Case Transfer Rate: MCS0
Distance of Measurements: 3 Meters
Operating Frequency: 5260MHz
Channel: 52

| Frequency [MHz] | Detector | Ant. Pol. [H/V] | Antenna Height [cm] | Turntable Azimuth [degree] | Analyzer Level [dBm] | AFCL [dB/m] | Field Strength [dBµV/m] | Limit [dBµV/m] | Margin [dB] |
|---|---|---|---|---|---|---|---|---|---|
| 10520.00 | Peak | H | - | - | -74.08 | 19.87 | 52.79 | 68.20 | -15.41 |
| 15780.00 | Average | H | - | - | -86.35 | 26.00 | 46.65 | 53.98 | -7.33 |
| 15780.00 | Peak | H | - | - | -74.98 | 26.00 | 58.02 | 73.98 | -15.96 |

**Table 7-51. Radiated Measurements SISO CORE 1**



© 2019 PCTEST Engineering Laboratory, Inc. V 9.0 02/01/2019
All rights reserved. Unless otherwise specified, no part of this report may be reproduced or utilized in any part, form or by any means, electronic or mechanical, including photocopying and microfilm, without permission in writing from PCTEST Engineering Laboratory, Inc. If you have any questions about this international copyright or have an enquiry about obtaining additional rights to this report or assembly of contents thereof, please contact INFO@PCTEST.COM.

Worst Case Mode: 802.11n
Worst Case Transfer Rate: MCS0
Distance of Measurements: 3 Meters
Operating Frequency: 5280MHz
Channel: 56

| Frequency [MHz] | Detector | Ant. Pol. [H/V] | Antenna Height [cm] | Turntable Azimuth [degree] | Analyzer Level [dBm] | AFCL [dB/m] | Field Strength [dBµV/m] | Limit [dBµV/m] | Margin [dB] |
|---|---|---|---|---|---|---|---|---|---|
| 10560.00 | Peak | H | - | - | -73.14 | 19.88 | 53.74 | 68.20 | -14.46 |
| 15840.00 | Average | H | - | - | -86.38 | 26.06 | 46.68 | 53.98 | -7.30 |
| 15840.00 | Peak | H | - | - | -74.09 | 26.06 | 58.97 | 73.98 | -15.01 |

**Table 7-52. Radiated Measurements SISO CORE 1**

Worst Case Mode: 802.11n
Worst Case Transfer Rate: MCS0
Distance of Measurements: 3 Meters
Operating Frequency: 5320MHz
Channel: 64

| Frequency [MHz] | Detector | Ant. Pol. [H/V] | Antenna Height [cm] | Turntable Azimuth [degree] | Analyzer Level [dBm] | AFCL [dB/m] | Field Strength [dBµV/m] | Limit [dBµV/m] | Margin [dB] |
|---|---|---|---|---|---|---|---|---|---|
| 10640.00 | Average | H | - | - | -85.11 | 19.78 | 41.67 | 53.98 | -12.31 |
| 10640.00 | Peak | H | - | - | -73.63 | 19.78 | 53.15 | 73.98 | -20.83 |
| 15960.00 | Average | H | - | - | -85.82 | 26.21 | 47.39 | 53.98 | -6.59 |
| 15960.00 | Peak | H | - | - | -73.95 | 26.21 | 59.26 | 73.98 | -14.72 |

**Table 7-53. Radiated Measurements SISO CORE 1**



© 2019 PCTEST Engineering Laboratory, Inc. V 9.0 02/01/2019
All rights reserved. Unless otherwise specified, no part of this report may be reproduced or utilized in any part, form or by any means, electronic or mechanical, including photocopying and microfilm, without permission in writing from PCTEST Engineering Laboratory, Inc. If you have any questions about this international copyright or have an enquiry about obtaining additional rights to this report or assembly of contents thereof, please contact INFO@PCTEST.COM.

Worst Case Mode: 802.11n
Worst Case Transfer Rate: MCS0
Distance of Measurements: 3 Meters
Operating Frequency: 5500MHz
Channel: 100

| Frequency [MHz] | Detector | Ant. Pol. [H/V] | Antenna Height [cm] | Turntable Azimuth [degree] | Analyzer Level [dBm] | AFCL [dB/m] | Field Strength [dBµV/m] | Limit [dBµV/m] | Margin [dB] |
|---|---|---|---|---|---|---|---|---|---|
| 11000.00 | Average | H | - | - | -85.11 | 19.74 | 41.63 | 53.98 | -12.35 |
| 11000.00 | Peak | H | - | - | -73.26 | 19.74 | 53.48 | 73.98 | -20.50 |
| 16500.00 | Peak | H | - | - | -73.20 | 26.89 | 60.69 | 68.20 | -7.51 |

**Table 7-54. Radiated Measurements SISO CORE 1**

Worst Case Mode: 802.11n
Worst Case Transfer Rate: MCS0
Distance of Measurements: 3 Meters
Operating Frequency: 5580MHz
Channel: 116

| Frequency [MHz] | Detector | Ant. Pol. [H/V] | Antenna Height [cm] | Turntable Azimuth [degree] | Analyzer Level [dBm] | AFCL [dB/m] | Field Strength [dBµV/m] | Limit [dBµV/m] | Margin [dB] |
|---|---|---|---|---|---|---|---|---|---|
| 11160.00 | Average | H | - | - | -85.28 | 19.62 | 41.34 | 53.98 | -12.64 |
| 11160.00 | Peak | H | - | - | -73.03 | 19.62 | 53.59 | 73.98 | -20.39 |
| 16740.00 | Peak | H | - | - | -73.76 | 27.08 | 60.32 | 68.20 | -7.88 |

**Table 7-55. Radiated Measurements SISO CORE 1**



© 2019 PCTEST Engineering Laboratory, Inc. V 9.0 02/01/2019
All rights reserved. Unless otherwise specified, no part of this report may be reproduced or utilized in any part, form or by any means, electronic or mechanical, including photocopying and microfilm, without permission in writing from PCTEST Engineering Laboratory, Inc. If you have any questions about this international copyright or have an enquiry about obtaining additional rights to this report or assembly of contents thereof, please contact INFO@PCTEST.COM.

Worst Case Mode: 802.11n
Worst Case Transfer Rate: MCS0
Distance of Measurements: 3 Meters
Operating Frequency: 5720MHz
Channel: 144

| Frequency [MHz] | Detector | Ant. Pol. [H/V] | Antenna Height [cm] | Turntable Azimuth [degree] | Analyzer Level [dBm] | AFCL [dB/m] | Field Strength [dBµV/m] | Limit [dBµV/m] | Margin [dB] |
|---|---|---|---|---|---|---|---|---|---|
| 11440.00 | Average | H | - | - | -85.56 | 20.35 | 41.79 | 53.98 | -12.19 |
| 11440.00 | Peak | H | - | - | -74.12 | 20.35 | 53.23 | 73.98 | -20.75 |
| 17160.00 | Peak | H | - | - | -73.83 | 27.22 | 60.39 | 68.20 | -7.81 |

**Table 7-56. Radiated Measurements SISO CORE 1**

Worst Case Mode: 802.11n
Worst Case Transfer Rate: MCS0
Distance of Measurements: 3 Meters
Operating Frequency: 5745MHz
Channel: 149

| Frequency [MHz] | Detector | Ant. Pol. [H/V] | Antenna Height [cm] | Turntable Azimuth [degree] | Analyzer Level [dBm] | AFCL [dB/m] | Field Strength [dBµV/m] | Limit [dBµV/m] | Margin [dB] |
|---|---|---|---|---|---|---|---|---|---|
| 11490.00 | Average | H | - | - | -85.90 | 20.18 | 41.28 | 53.98 | -12.70 |
| 11490.00 | Peak | H | - | - | -74.29 | 20.18 | 52.89 | 73.98 | -21.09 |
| 17235.00 | Peak | H | - | - | -74.29 | 28.56 | 61.27 | 68.20 | -6.93 |

**Table 7-57. Radiated Measurements SISO CORE 1**



© 2019 PCTEST Engineering Laboratory, Inc. V 9.0 02/01/2019
All rights reserved. Unless otherwise specified, no part of this report may be reproduced or utilized in any part, form or by any means, electronic or mechanical, including photocopying and microfilm, without permission in writing from PCTEST Engineering Laboratory, Inc. If you have any questions about this international copyright or have an enquiry about obtaining additional rights to this report or assembly of contents thereof, please contact INFO@PCTEST.COM.

Worst Case Mode: 802.11n
Worst Case Transfer Rate: MCS0
Distance of Measurements: 3 Meters
Operating Frequency: 5785MHz
Channel: 157

| Frequency [MHz] | Detector | Ant. Pol. [H/V] | Antenna Height [cm] | Turntable Azimuth [degree] | Analyzer Level [dBm] | AFCL [dB/m] | Field Strength [dBµV/m] | Limit [dBµV/m] | Margin [dB] |
|---|---|---|---|---|---|---|---|---|---|
| 11570.00 | Average | H | - | - | -85.31 | 20.30 | 41.99 | 53.98 | -11.99 |
| 11570.00 | Peak | H | - | - | -73.73 | 20.30 | 53.57 | 73.98 | -20.41 |
| 17355.00 | Peak | H | - | - | -74.27 | 28.15 | 60.88 | 68.20 | -7.32 |

**Table 7-58. Radiated Measurements SISO CORE 1**

Worst Case Mode: 802.11n
Worst Case Transfer Rate: MCS0
Distance of Measurements: 3 Meters
Operating Frequency: 5825MHz
Channel: 165

| Frequency [MHz] | Detector | Ant. Pol. [H/V] | Antenna Height [cm] | Turntable Azimuth [degree] | Analyzer Level [dBm] | AFCL [dB/m] | Field Strength [dBµV/m] | Limit [dBµV/m] | Margin [dB] |
|---|---|---|---|---|---|---|---|---|---|
| 11650.00 | Average | H | - | - | -85.54 | 21.09 | 42.55 | 53.98 | -11.43 |
| 11650.00 | Peak | H | - | - | -73.50 | 21.09 | 54.59 | 73.98 | -19.39 |
| 17475.00 | Peak | H | - | - | -73.87 | 28.31 | 61.44 | 68.20 | -6.76 |

**Table 7-59. Radiated Measurements SISO CORE 1**



© 2019 PCTEST Engineering Laboratory, Inc. V 9.0 02/01/2019
All rights reserved. Unless otherwise specified, no part of this report may be reproduced or utilized in any part, form or by any means, electronic or mechanical, including photocopying and microfilm, without permission in writing from PCTEST Engineering Laboratory, Inc. If you have any questions about this international copyright or have an enquiry about obtaining additional rights to this report or assembly of contents thereof, please contact INFO@PCTEST.COM.

### 7.6.3 CDD/SDM Radiated Spurious Emission Measurements

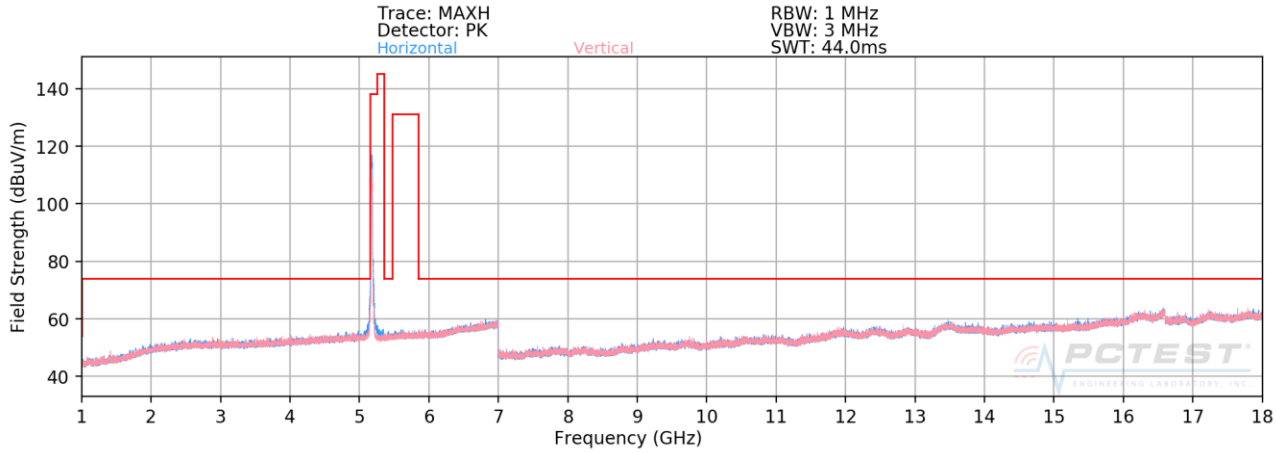


**Plot 7-195. Radiated Spurious Plot above 1GHz CDD (802.11n – U1 Ch. 36)**

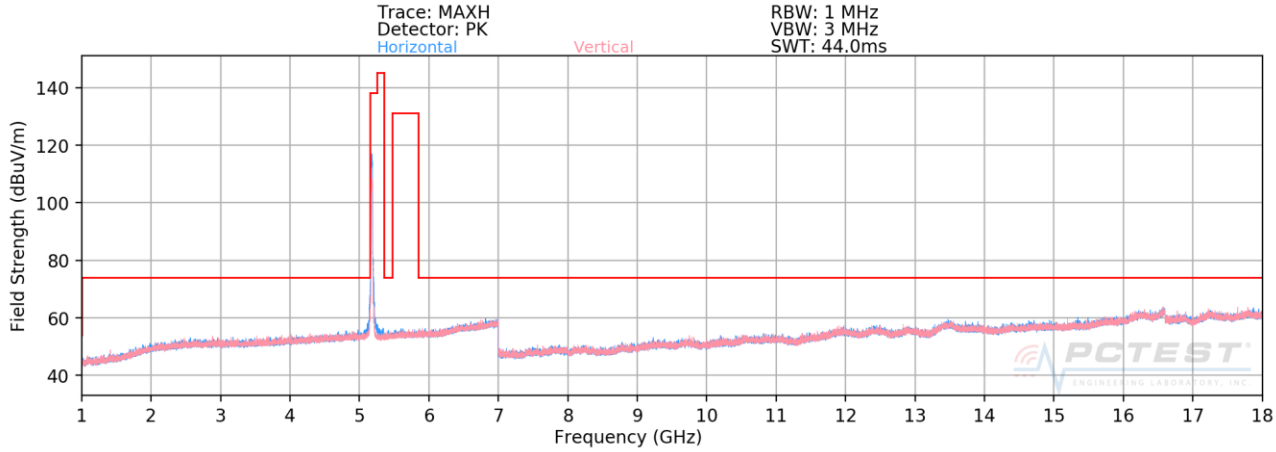


**Plot 7-196. Radiated Spurious Plot above 1GHz CDD (802.11n – U1 Ch. 40)**

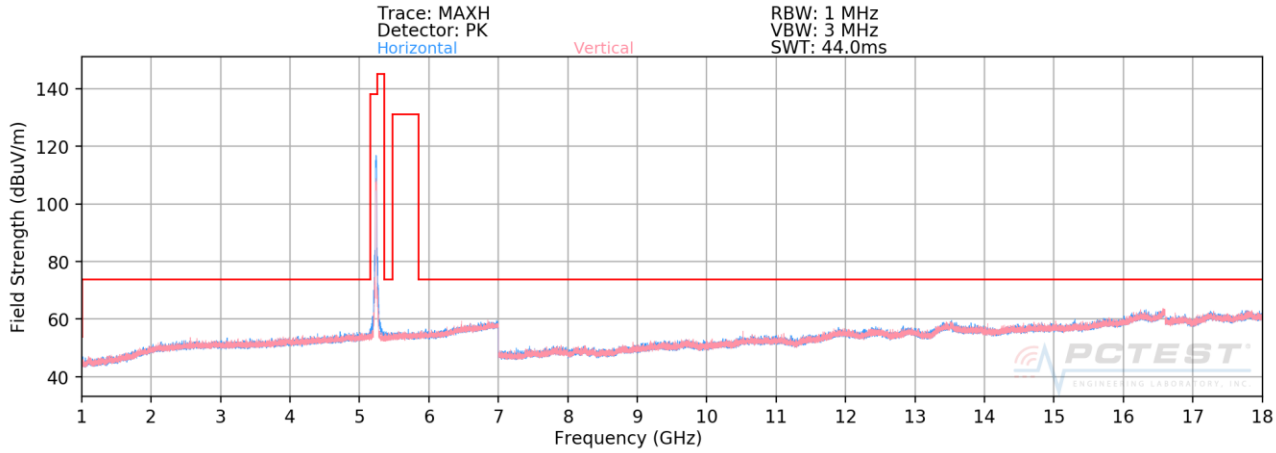


**Plot 7-197. Radiated Spurious Plot above 1GHz CDD (802.11n – U1 Ch. 48)**




© 2019 PCTEST Engineering Laboratory, Inc. V 9.0 02/01/2019
All rights reserved. Unless otherwise specified, no part of this report may be reproduced or utilized in any part, form or by any means, electronic or mechanical, including photocopying and microfilm, without permission in writing from PCTEST Engineering Laboratory, Inc. If you have any questions about this international copyright or have an enquiry about obtaining additional rights to this report or assembly of contents thereof, please contact INFO@PCTEST.COM.

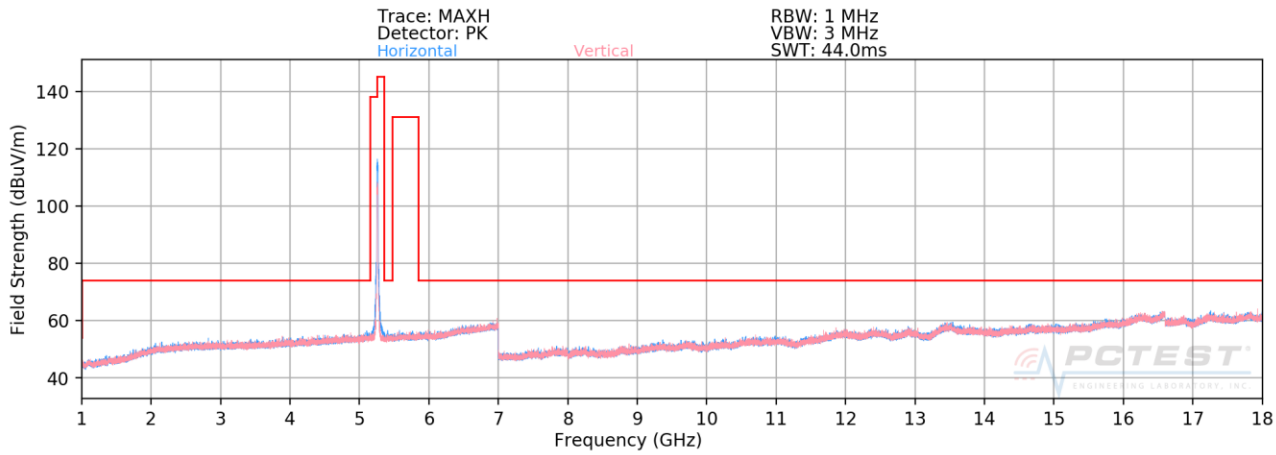


**Plot 7-198. Radiated Spurious Plot above 1GHz SDM (802.11n – U2A Ch. 52)**

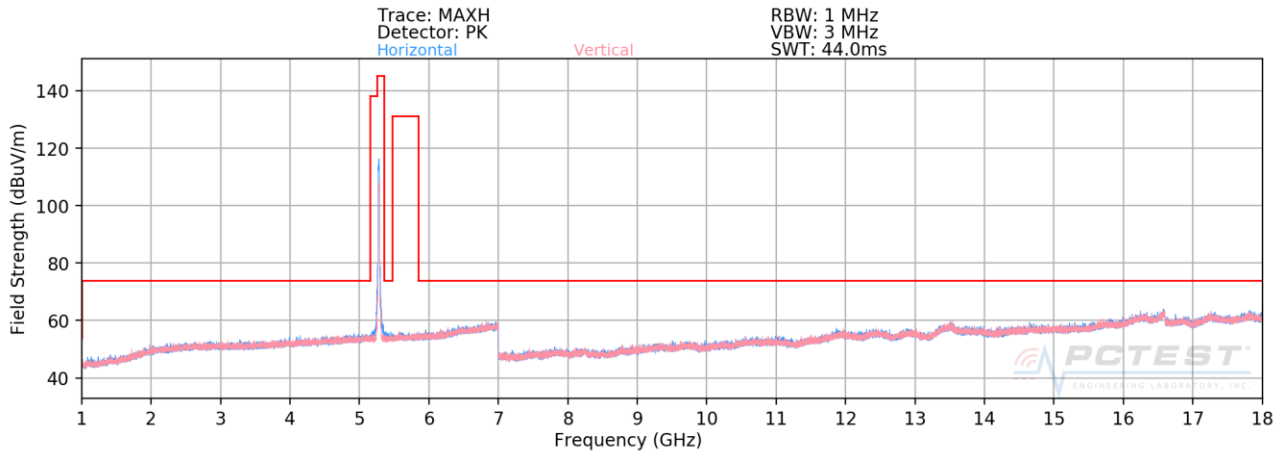


**Plot 7-199. Radiated Spurious Plot above 1GHz SDM (802.11n – U2A Ch. 56)**

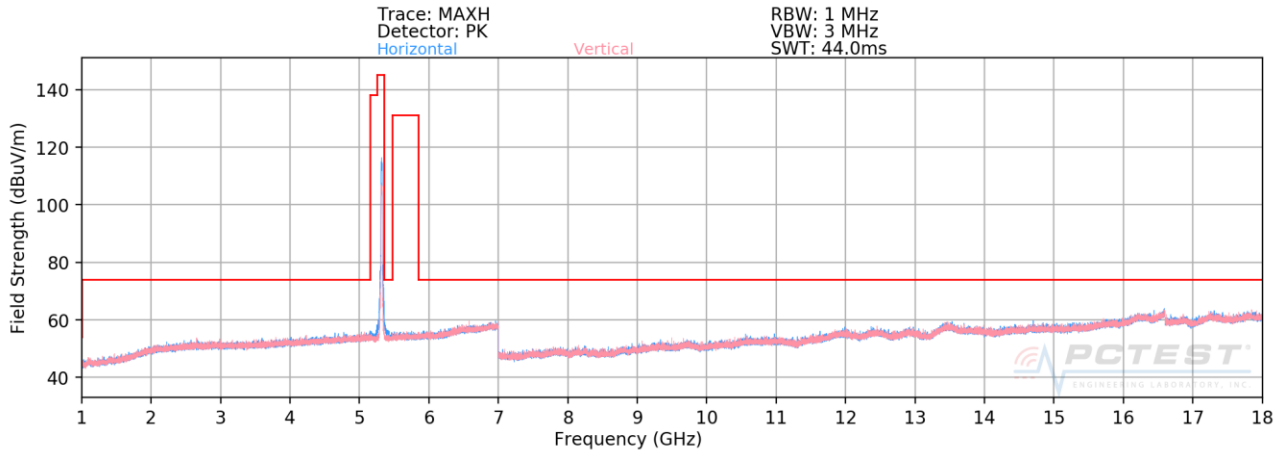


**Plot 7-200. Radiated Spurious Plot above 1GHz CDD (802.11n – U2A Ch. 64)**




© 2019 PCTEST Engineering Laboratory, Inc. V 9.0 02/01/2019
All rights reserved. Unless otherwise specified, no part of this report may be reproduced or utilized in any part, form or by any means, electronic or mechanical, including photocopying and microfilm, without permission in writing from PCTEST Engineering Laboratory, Inc. If you have any questions about this international copyright or have an enquiry about obtaining additional rights to this report or assembly of contents thereof, please contact INFO@PCTEST.COM.

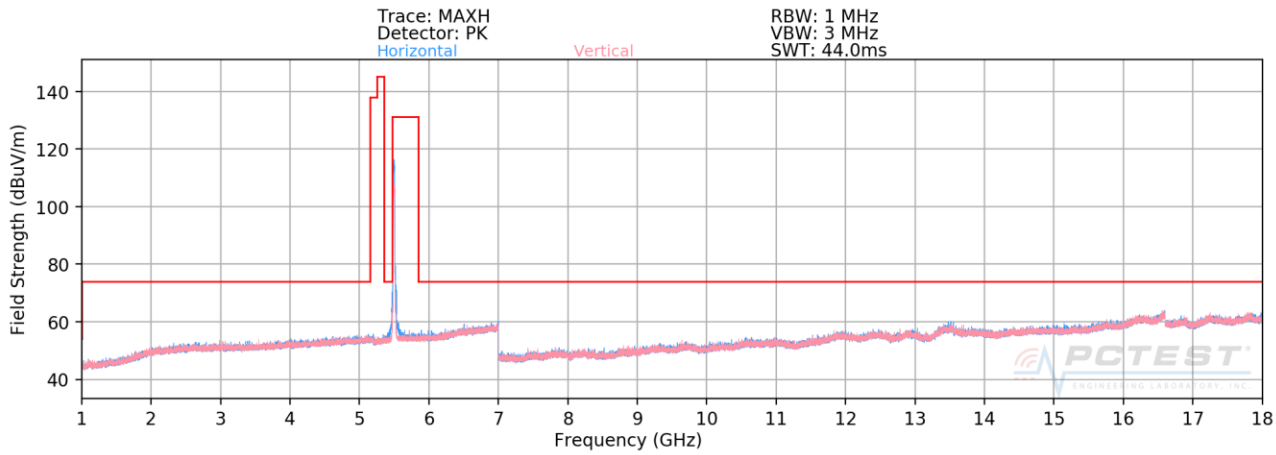


**Plot 7-201. Radiated Spurious Plot above 1GHz CDD (802.11n – U2C Ch. 100)**

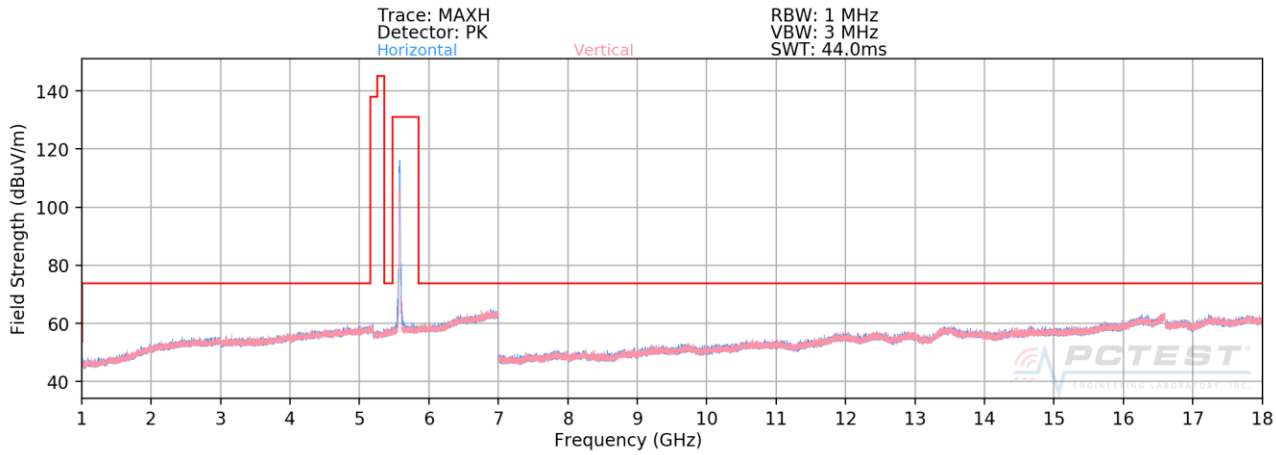


**Plot 7-202. Radiated Spurious Plot above 1GHz SDM (802.11n – U2C Ch. 116)**

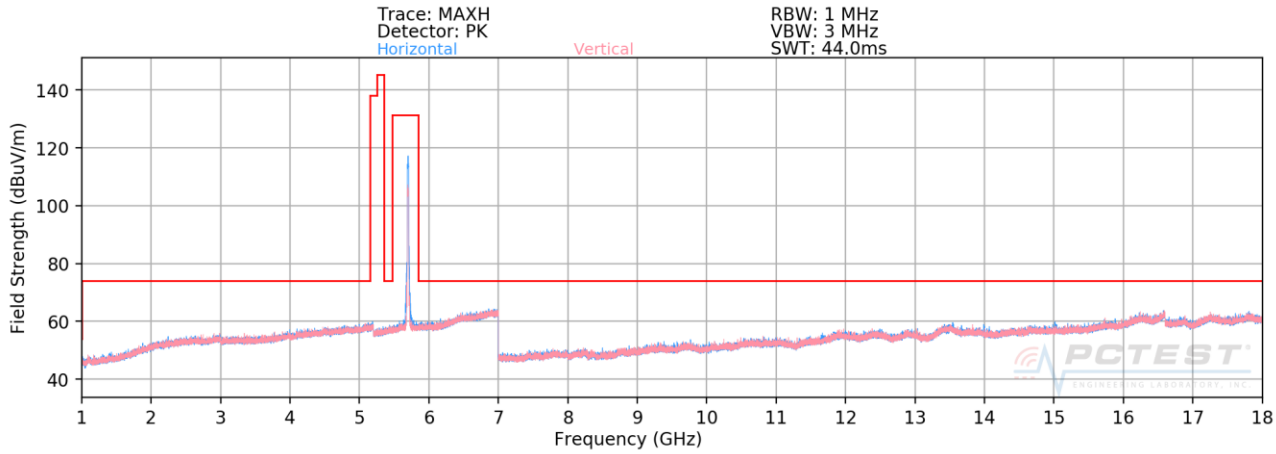


**Plot 7-203. Radiated Spurious Plot above 1GHz SDM (802.11n – U2C Ch. 144)**




© 2019 PCTEST Engineering Laboratory, Inc. V 9.0 02/01/2019
All rights reserved. Unless otherwise specified, no part of this report may be reproduced or utilized in any part, form or by any means, electronic or mechanical, including photocopying and microfilm, without permission in writing from PCTEST Engineering Laboratory, Inc. If you have any questions about this international copyright or have an enquiry about obtaining additional rights to this report or assembly of contents thereof, please contact INFO@PCTEST.COM.

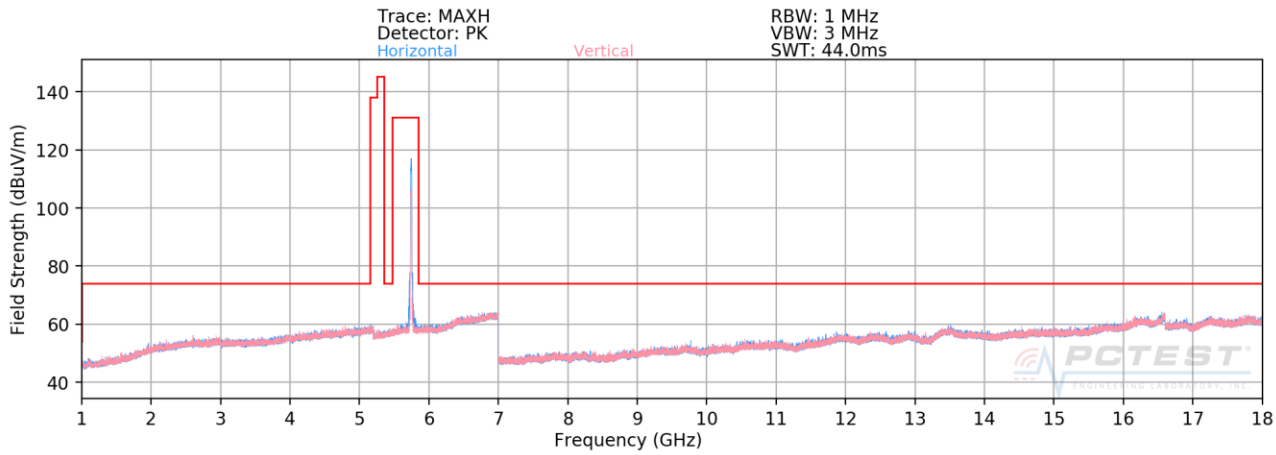


**Plot 7-204. Radiated Spurious Plot above 1GHz CDD (802.11n – U3 Ch. 149)**

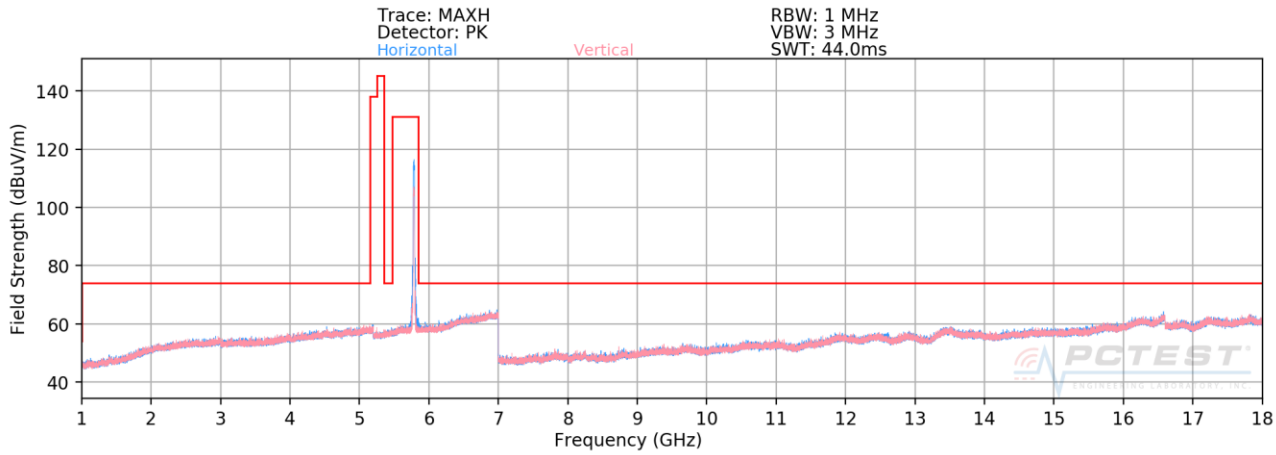


**Plot 7-205. Radiated Spurious Plot above 1GHz CDD (802.11n – U3 Ch. 157)**

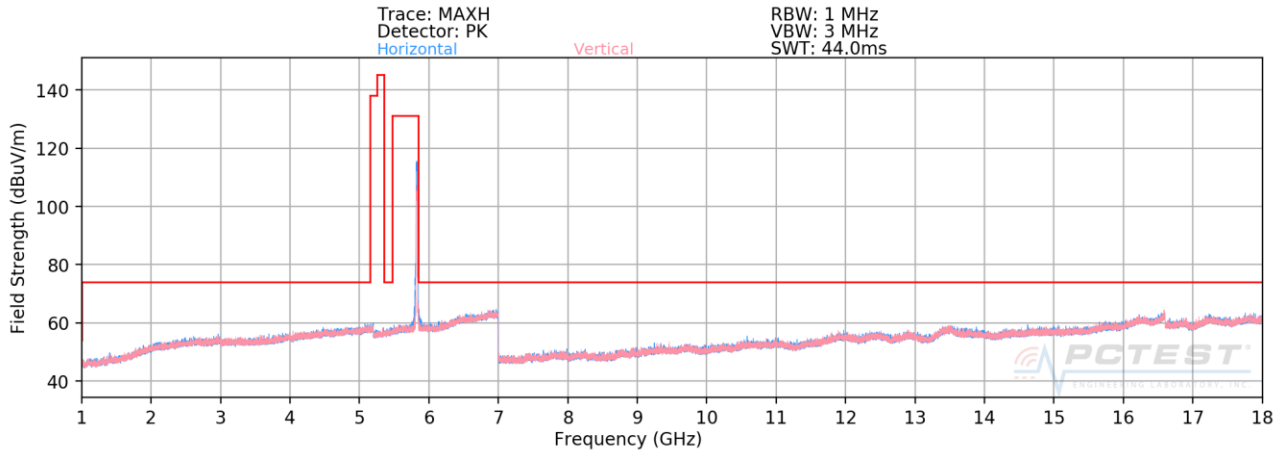


**Plot 7-206. Radiated Spurious Plot above 1GHz CDD (802.11n – U3 Ch. 165)**




© 2019 PCTEST Engineering Laboratory, Inc. V 9.0 02/01/2019
All rights reserved. Unless otherwise specified, no part of this report may be reproduced or utilized in any part, form or by any means, electronic or mechanical, including photocopying and microfilm, without permission in writing from PCTEST Engineering Laboratory, Inc. If you have any questions about this international copyright or have an enquiry about obtaining additional rights to this report or assembly of contents thereof, please contact INFO@PCTEST.COM.

# CDD Radiated Spurious Emissions Measurements (Above 18GHz)

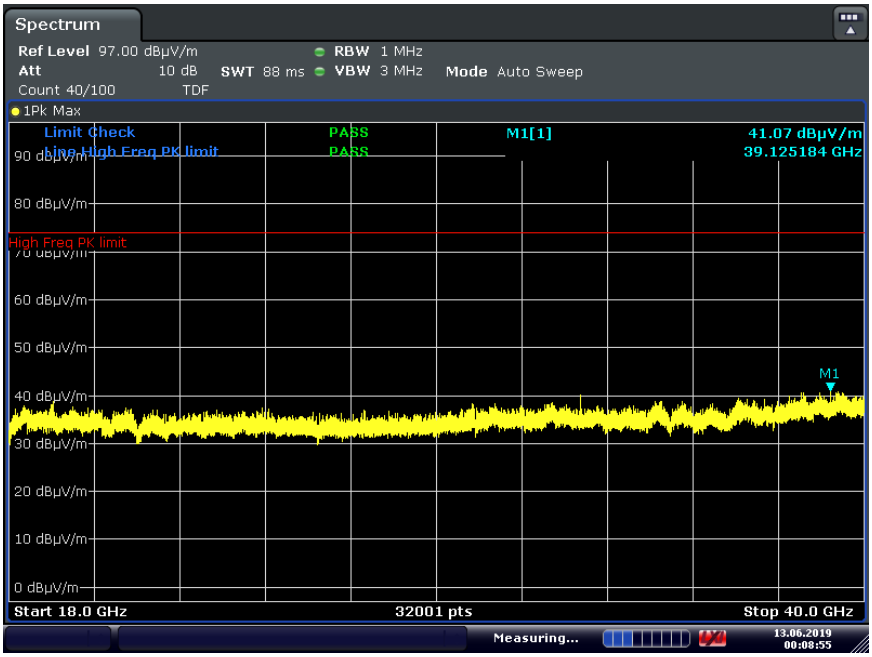


**Plot 7-207. Radiated Spurious Plot 18GHz – 40GHz CDD (802.11n – Ch.36, Pol. H)**

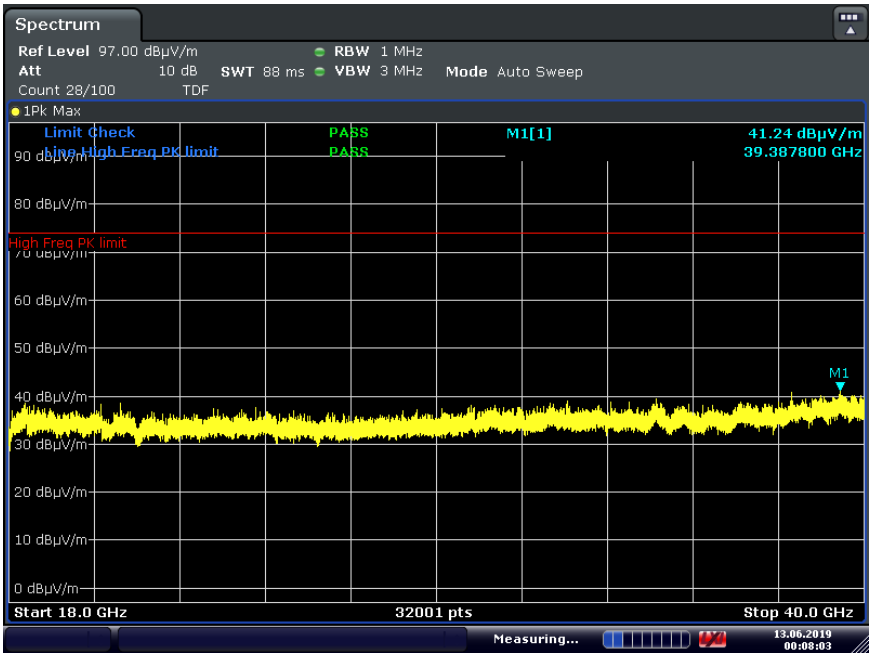


**Plot 7-208. Radiated Spurious Plot 18GHz – 40GHz CDD (802.11n – Ch.36, Pol. V)**



© 2019 PCTEST Engineering Laboratory, Inc. V 9.0 02/01/2019
All rights reserved. Unless otherwise specified, no part of this report may be reproduced or utilized in any part, form or by any means, electronic or mechanical, including photocopying and microfilm, without permission in writing from PCTEST Engineering Laboratory, Inc. If you have any questions about this international copyright or have an enquiry about obtaining additional rights to this report or assembly of contents thereof, please contact INFO@PCTEST.COM.

# CDD/SDM Radiated Spurious Emission Measurements

**§15.407(b) §15.205 & §15.209; RSS-Gen [8.9]**

Worst Case Mode: 802.11n
Worst Case Transfer Rate: MCS0
Distance of Measurements: 3 Meters
Operating Frequency: 5180MHz
Channel: 36

| Frequency [MHz] | Detector | Ant. Pol. [H/V] | Antenna Height [cm] | Turntable Azimuth [degree] | Analyzer Level [dBm] | AFCL [dB/m] | Field Strength [dBµV/m] | Limit [dBµV/m] | Margin [dB] |
|---|---|---|---|---|---|---|---|---|---|
| 10360.00 | Peak | H | - | - | -73.37 | 18.68 | 52.31 | 68.20 | -15.89 |
| 15540.00 | Average | H | - | - | -86.33 | 25.81 | 46.48 | 53.98 | -7.50 |
| 15540.00 | Peak | H | - | - | -74.26 | 25.81 | 58.55 | 73.98 | -15.43 |

**Table 7-60. Radiated Measurements CDD**

Worst Case Mode: 802.11n
Worst Case Transfer Rate: MCS0
Distance of Measurements: 3 Meters
Operating Frequency: 5200MHz
Channel: 40

| Frequency [MHz] | Detector | Ant. Pol. [H/V] | Antenna Height [cm] | Turntable Azimuth [degree] | Analyzer Level [dBm] | AFCL [dB/m] | Field Strength [dBµV/m] | Limit [dBµV/m] | Margin [dB] |
|---|---|---|---|---|---|---|---|---|---|
| 10400.00 | Peak | H | - | - | -73.07 | 18.77 | 52.70 | 68.20 | -15.50 |
| 15600.00 | Average | H | - | - | -86.43 | 26.00 | 46.57 | 53.98 | -7.40 |
| 15600.00 | Peak | H | - | - | -74.43 | 26.00 | 58.57 | 73.98 | -15.40 |

**Table 7-61. Radiated Measurements CDD**



© 2019 PCTEST Engineering Laboratory, Inc. V 9.0 02/01/2019
All rights reserved. Unless otherwise specified, no part of this report may be reproduced or utilized in any part, form or by any means, electronic or mechanical, including photocopying and microfilm, without permission in writing from PCTEST Engineering Laboratory, Inc. If you have any questions about this international copyright or have an enquiry about obtaining additional rights to this report or assembly of contents thereof, please contact INFO@PCTEST.COM.

Worst Case Mode: 802.11n
Worst Case Transfer Rate: MCS0
Distance of Measurements: 3 Meters
Operating Frequency: 5240MHz
Channel: 48

| Frequency [MHz] | Detector | Ant. Pol. [H/V] | Antenna Height [cm] | Turntable Azimuth [degree] | Analyzer Level [dBm] | AFCL [dB/m] | Field Strength [dBµV/m] | Limit [dBµV/m] | Margin [dB] |
|---|---|---|---|---|---|---|---|---|---|
| 10480.00 | Peak | H | - | - | -73.70 | 19.74 | 53.04 | 68.20 | -15.16 |
| 15720.00 | Average | H | - | - | -86.30 | 25.93 | 46.63 | 53.98 | -7.35 |
| 15720.00 | Peak | H | - | - | -74.45 | 25.93 | 58.48 | 73.98 | -15.50 |

**Table 7-62. Radiated Measurements CDD**

Worst Case Mode: 802.11n
Worst Case Transfer Rate: MCS8
Distance of Measurements: 3 Meters
Operating Frequency: 5260MHz
Channel: 52

| Frequency [MHz] | Detector | Ant. Pol. [H/V] | Antenna Height [cm] | Turntable Azimuth [degree] | Analyzer Level [dBm] | AFCL [dB/m] | Field Strength [dBµV/m] | Limit [dBµV/m] | Margin [dB] |
|---|---|---|---|---|---|---|---|---|---|
| 10520.00 | Peak | H | - | - | -73.72 | 19.87 | 53.15 | 68.20 | -15.05 |
| 15780.00 | Average | H | - | - | -86.47 | 26.00 | 46.53 | 53.98 | -7.45 |
| 15780.00 | Peak | H | - | - | -74.46 | 26.00 | 58.54 | 73.98 | -15.44 |

**Table 7-63. Radiated Measurements SDM**



© 2019 PCTEST Engineering Laboratory, Inc. V 9.0 02/01/2019
All rights reserved. Unless otherwise specified, no part of this report may be reproduced or utilized in any part, form or by any means, electronic or mechanical, including photocopying and microfilm, without permission in writing from PCTEST Engineering Laboratory, Inc. If you have any questions about this international copyright or have an enquiry about obtaining additional rights to this report or assembly of contents thereof, please contact INFO@PCTEST.COM.

Worst Case Mode: 802.11n
Worst Case Transfer Rate: MCS8
Distance of Measurements: 3 Meters
Operating Frequency: 5280MHz
Channel: 56

| Frequency [MHz] | Detector | Ant. Pol. [H/V] | Antenna Height [cm] | Turntable Azimuth [degree] | Analyzer Level [dBm] | AFCL [dB/m] | Field Strength [dBµV/m] | Limit [dBµV/m] | Margin [dB] |
|---|---|---|---|---|---|---|---|---|---|
| 10560.00 | Peak | H | - | - | -73.33 | 19.88 | 53.55 | 68.20 | -14.65 |
| 15840.00 | Average | H | - | - | -86.57 | 26.06 | 46.49 | 53.98 | -7.49 |
| 15840.00 | Peak | H | - | - | -74.64 | 26.06 | 58.42 | 73.98 | -15.56 |

**Table 7-64. Radiated Measurements SDM**

Worst Case Mode: 802.11n
Worst Case Transfer Rate: MCS0
Distance of Measurements: 3 Meters
Operating Frequency: 5320MHz
Channel: 64

| Frequency [MHz] | Detector | Ant. Pol. [H/V] | Antenna Height [cm] | Turntable Azimuth [degree] | Analyzer Level [dBm] | AFCL [dB/m] | Field Strength [dBµV/m] | Limit [dBµV/m] | Margin [dB] |
|---|---|---|---|---|---|---|---|---|---|
| 10640.00 | Average | H | - | - | -85.18 | 19.78 | 41.60 | 53.98 | -12.38 |
| 10640.00 | Peak | H | - | - | -73.12 | 19.78 | 53.66 | 73.98 | -20.32 |
| 15960.00 | Average | H | - | - | -85.79 | 26.21 | 47.42 | 53.98 | -6.56 |
| 15960.00 | Peak | H | - | - | -74.00 | 26.21 | 59.21 | 73.98 | -14.77 |

**Table 7-65. Radiated Measurements CDD**



© 2019 PCTEST Engineering Laboratory, Inc. V 9.0 02/01/2019
All rights reserved. Unless otherwise specified, no part of this report may be reproduced or utilized in any part, form or by any means, electronic or mechanical, including photocopying and microfilm, without permission in writing from PCTEST Engineering Laboratory, Inc. If you have any questions about this international copyright or have an enquiry about obtaining additional rights to this report or assembly of contents thereof, please contact INFO@PCTEST.COM.

Worst Case Mode: 802.11n
Worst Case Transfer Rate: MCS0
Distance of Measurements: 3 Meters
Operating Frequency: 5500MHz
Channel: 100

| Frequency [MHz] | Detector | Ant. Pol. [H/V] | Antenna Height [cm] | Turntable Azimuth [degree] | Analyzer Level [dBm] | AFCL [dB/m] | Field Strength [dBµV/m] | Limit [dBµV/m] | Margin [dB] |
|---|---|---|---|---|---|---|---|---|---|
| 11000.00 | Average | H | - | - | -85.24 | 19.74 | 41.50 | 53.98 | -12.48 |
| 11000.00 | Peak | H | - | - | -73.73 | 19.74 | 53.01 | 73.98 | -20.97 |
| 16500.00 | Peak | H | - | - | -72.89 | 26.89 | 61.00 | 68.20 | -7.20 |

**Table 7-66. Radiated Measurements CDD**

Worst Case Mode: 802.11n
Worst Case Transfer Rate: MCS8
Distance of Measurements: 3 Meters
Operating Frequency: 5580MHz
Channel: 116

| Frequency [MHz] | Detector | Ant. Pol. [H/V] | Antenna Height [cm] | Turntable Azimuth [degree] | Analyzer Level [dBm] | AFCL [dB/m] | Field Strength [dBµV/m] | Limit [dBµV/m] | Margin [dB] |
|---|---|---|---|---|---|---|---|---|---|
| 11160.00 | Average | H | - | - | -85.30 | 19.62 | 41.32 | 53.98 | -12.66 |
| 11160.00 | Peak | H | - | - | -73.36 | 19.62 | 53.26 | 73.98 | -20.72 |
| 16740.00 | Peak | H | - | - | -73.87 | 27.08 | 60.21 | 68.20 | -7.99 |

**Table 7-67. Radiated Measurements SDM**



© 2019 PCTEST Engineering Laboratory, Inc. V 9.0 02/01/2019
All rights reserved. Unless otherwise specified, no part of this report may be reproduced or utilized in any part, form or by any means, electronic or mechanical, including photocopying and microfilm, without permission in writing from PCTEST Engineering Laboratory, Inc. If you have any questions about this international copyright or have an enquiry about obtaining additional rights to this report or assembly of contents thereof, please contact INFO@PCTEST.COM.

Worst Case Mode: 802.11n
Worst Case Transfer Rate: MCS8
Distance of Measurements: 3 Meters
Operating Frequency: 5720MHz
Channel: 144

| Frequency [MHz] | Detector | Ant. Pol. [H/V] | Antenna Height [cm] | Turntable Azimuth [degree] | Analyzer Level [dBm] | AFCL [dB/m] | Field Strength [dBµV/m] | Limit [dBµV/m] | Margin [dB] |
|---|---|---|---|---|---|---|---|---|---|
| 11440.00 | Average | H | - | - | -85.74 | 20.35 | 41.61 | 53.98 | -12.37 |
| 11440.00 | Peak | H | - | - | -74.18 | 20.35 | 53.17 | 73.98 | -20.81 |
| 17160.00 | Peak | H | - | - | -73.82 | 27.22 | 60.40 | 68.20 | -7.80 |

**Table 7-68. Radiated Measurements SDM**

Worst Case Mode: 802.11n
Worst Case Transfer Rate: MCS0
Distance of Measurements: 3 Meters
Operating Frequency: 5745MHz
Channel: 149

| Frequency [MHz] | Detector | Ant. Pol. [H/V] | Antenna Height [cm] | Turntable Azimuth [degree] | Analyzer Level [dBm] | AFCL [dB/m] | Field Strength [dBµV/m] | Limit [dBµV/m] | Margin [dB] |
|---|---|---|---|---|---|---|---|---|---|
| 11490.00 | Average | H | - | - | -85.51 | 20.18 | 41.67 | 53.98 | -12.31 |
| 11490.00 | Peak | H | - | - | -73.49 | 20.18 | 53.69 | 73.98 | -20.29 |
| 17235.00 | Peak | H | - | - | -74.58 | 28.56 | 60.98 | 68.20 | -7.22 |

**Table 7-69. Radiated Measurements CDD**



© 2019 PCTEST Engineering Laboratory, Inc. V 9.0 02/01/2019
All rights reserved. Unless otherwise specified, no part of this report may be reproduced or utilized in any part, form or by any means, electronic or mechanical, including photocopying and microfilm, without permission in writing from PCTEST Engineering Laboratory, Inc. If you have any questions about this international copyright or have an enquiry about obtaining additional rights to this report or assembly of contents thereof, please contact INFO@PCTEST.COM.

Worst Case Mode: 802.11n
Worst Case Transfer Rate: MCS0
Distance of Measurements: 3 Meters
Operating Frequency: 5785MHz
Channel: 157

| Frequency [MHz] | Detector | Ant. Pol. [H/V] | Antenna Height [cm] | Turntable Azimuth [degree] | Analyzer Level [dBm] | AFCL [dB/m] | Field Strength [dBµV/m] | Limit [dBµV/m] | Margin [dB] |
|---|---|---|---|---|---|---|---|---|---|
| 11570.00 | Average | H | - | - | -85.22 | 20.30 | 42.08 | 53.98 | -11.90 |
| 11570.00 | Peak | H | - | - | -73.57 | 20.30 | 53.73 | 73.98 | -20.25 |
| 17355.00 | Peak | H | - | - | -74.14 | 28.15 | 61.01 | 68.20 | -7.19 |

**Table 7-70. Radiated Measurements CDD**

Worst Case Mode: 802.11n
Worst Case Transfer Rate: MCS0
Distance of Measurements: 3 Meters
Operating Frequency: 5825MHz
Channel: 165

| Frequency [MHz] | Detector | Ant. Pol. [H/V] | Antenna Height [cm] | Turntable Azimuth [degree] | Analyzer Level [dBm] | AFCL [dB/m] | Field Strength [dBµV/m] | Limit [dBµV/m] | Margin [dB] |
|---|---|---|---|---|---|---|---|---|---|
| 11650.00 | Average | H | - | - | -85.34 | 21.09 | 42.75 | 53.98 | -11.23 |
| 11650.00 | Peak | H | - | - | -73.94 | 21.09 | 54.15 | 73.98 | -19.83 |
| 17475.00 | Peak | H | - | - | -73.71 | 28.31 | 61.60 | 68.20 | -6.60 |

**Table 7-71. Radiated Measurements CDD**



© 2019 PCTEST Engineering Laboratory, Inc. V 9.0 02/01/2019
All rights reserved. Unless otherwise specified, no part of this report may be reproduced or utilized in any part, form or by any means, electronic or mechanical, including photocopying and microfilm, without permission in writing from PCTEST Engineering Laboratory, Inc. If you have any questions about this international copyright or have an enquiry about obtaining additional rights to this report or assembly of contents thereof, please contact INFO@PCTEST.COM.

### 7.6.4 Simultaneous Tx Radiated Spurious Emissions Measurements

**§15.407(b) §15.205 & §15.209; RSS-Gen [8.9]**

| Description | 2.4 GHz Emission | 5 GHz Emission |
|---|---|---|
| Antenna | 0 | 0 |
| Channel | 78 | 36 |
| Operating Frequency (MHz) | 2480 | 5180 |
| Data Rate (Mbps) | GFSK/1Mbps | MCS0 |
| Mode | Bluetooth | UNII |

**Table 7-72. Simultaneous Transmission**

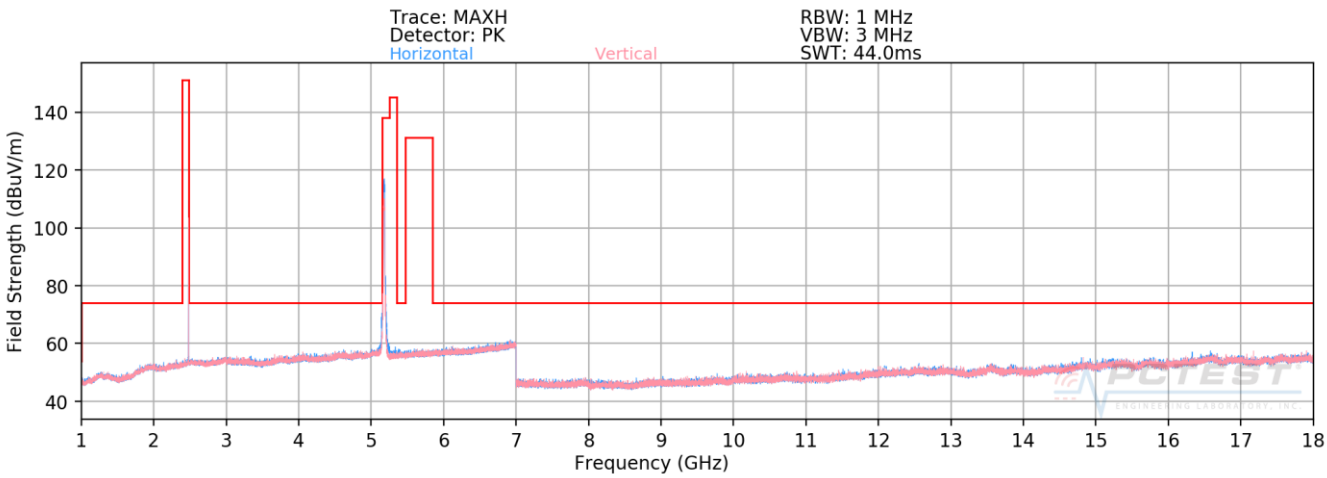


**Plot 7-209. Radiated Spurious Plot above 1GHz (2.4GHz – 5GHz)**



© 2019 PCTEST Engineering Laboratory, Inc. V 9.0 02/01/2019
All rights reserved. Unless otherwise specified, no part of this report may be reproduced or utilized in any part, form or by any means, electronic or mechanical, including photocopying and microfilm, without permission in writing from PCTEST Engineering Laboratory, Inc. If you have any questions about this international copyright or have an enquiry about obtaining additional rights to this report or assembly of contents thereof, please contact INFO@PCTEST.COM.

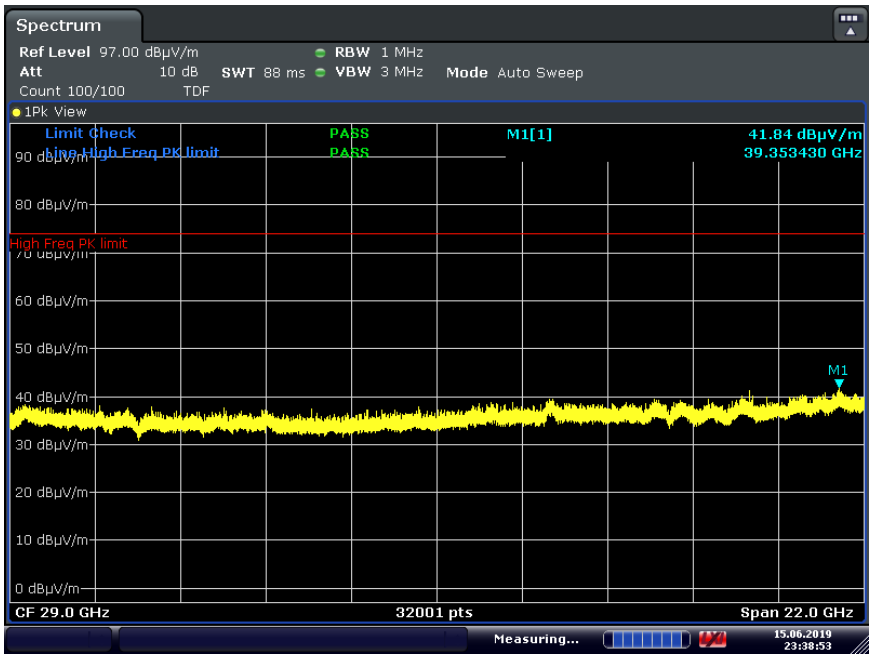


**Plot 7-210. Radiated Spurious Plot 18GHz – 40GHz (2.4GHz – 5GHz) Pol. H**

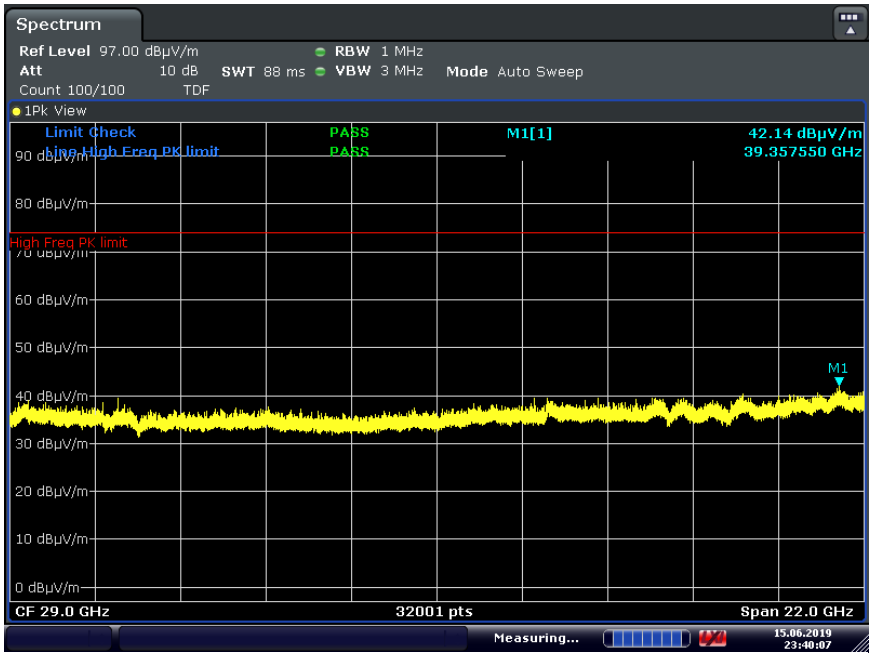


**Plot 7-211. Radiated Spurious Plot above 40GHz (2.4GHz – 5GHz) Pol V**



© 2019 PCTEST Engineering Laboratory, Inc.
All rights reserved. Unless otherwise specified, no part of this report may be reproduced or utilized in any part, form or by any means, electronic or mechanical, including photocopying and microfilm, without permission in writing from PCTEST Engineering Laboratory, Inc. If you have any questions about this international copyright or have an enquiry about obtaining additional rights to this report or assembly of contents thereof, please contact INFO@PCTEST.COM.

| Frequency [MHz] | Detector | Ant. Pol. [H/V] | Antenna Height [cm] | Turntable Azimuth [degree] | Analyzer Level [dBm] | AFCL [dB/m] | Field Strength [dBµV/m] | Limit [dBµV/m] | Margin [dB] |
|---|---|---|---|---|---|---|---|---|---|
| 4960.00 | Avg | H | - | - | -78.33 | 15.73 | 44.40 | 53.98 | -9.58 |
| 4960.00 | Peak | H | - | - | -67.34 | 15.73 | 55.39 | 73.98 | -18.59 |
| 7440.00 | Avg | H | - | - | -79.64 | 8.83 | 36.19 | 53.98 | -17.79 |
| 7440.00 | Peak | H | - | - | -67.85 | 8.83 | 47.98 | 73.98 | -26.00 |
| 12400.00 | Avg | H | - | - | -82.91 | 15.73 | 39.82 | 53.98 | -14.16 |
| 12400.00 | Peak | H | - | - | -71.44 | 15.73 | 51.29 | 73.98 | -22.69 |
| 10360.00 | Avg | V | 113.00 | 109.00 | -80.07 | 13.02 | 39.95 | 53.98 | -14.03 |
| 10360.00 | Peak | V | 113.00 | 109.00 | -69.61 | 13.02 | 50.41 | 73.98 | -23.57 |
| 15540.00 | Avg | H | - | - | -83.41 | 18.55 | 42.14 | 53.98 | -11.84 |
| 15540.00 | Peak | H | - | - | -72.11 | 18.55 | 53.44 | 73.98 | -20.54 |

**Table 7-73. Radiated Measurements (2.4GHz – 5GHz)**




© 2019 PCTEST Engineering Laboratory, Inc. V 9.0 02/01/2019

All rights reserved. Unless otherwise specified, no part of this report may be reproduced or utilized in any part, form or by any means, electronic or mechanical, including photocopying and microfilm, without permission in writing from PCTEST Engineering Laboratory, Inc. If you have any questions about this international copyright or have an enquiry about obtaining additional rights to this report or assembly of contents thereof, please contact INFO@PCTEST.COM.

## 7.6.5 SISO CORE-0 Radiated Band Edge Measurements (20MHz BW)

**§15.407(b.1)(b.2) §15.205 §15.209; RSS-Gen [8.9]; RSS-Gen [8.9]**

| | |
|---|---|
| Worst Case Mode: | 802.11n |
| Worst Case Transfer Rate: | MCS0 |
| Distance of Measurements: | 3 Meters |
| Operating Frequency: | 5180MHz |
| Channel: | 36 |

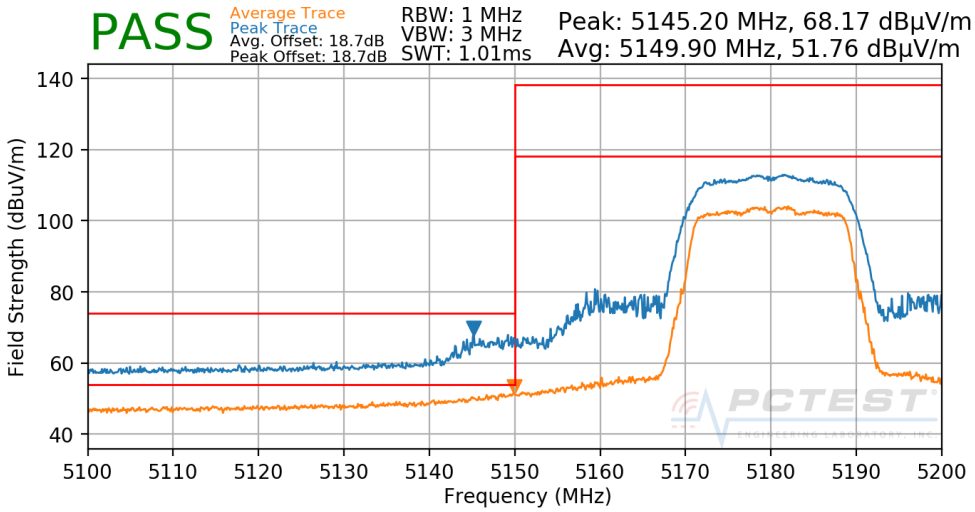


**Plot 7-212. Radiated Lower Band Edge Plot SISO CORE 0 (UNII Band 1)**

| | |
|---|---|
| Worst Case Mode: | 802.11n |
| Worst Case Transfer Rate: | MCS0 |
| Distance of Measurements: | 3 Meters |
| Operating Frequency: | 5200MHz |
| Channel: | 40 |

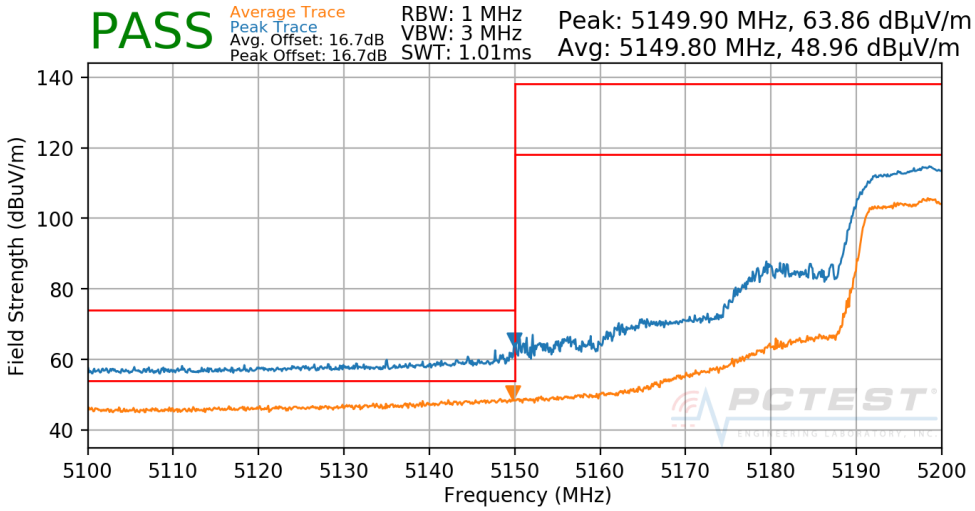


**Plot 7-213. Radiated Lower Band Edge Plot SISO CORE 0 (UNII Band 1)**


© 2019 PCTEST Engineering Laboratory, Inc.
All rights reserved. Unless otherwise specified, no part of this report may be reproduced or utilized in any part, form or by any means, electronic or mechanical, including photocopying and microfilm, without permission in writing from PCTEST Engineering Laboratory, Inc. If you have any questions about this international copyright or have an enquiry about obtaining additional rights to this report or assembly of contents thereof, please contact INFO@PCTEST.COM.

| | |
|---|---|
| Worst Case Mode: | 802.11n |
| Worst Case Transfer Rate: | MCS0 |
| Distance of Measurements: | 3 Meters |
| Operating Frequency: | 5300MHz |
| Channel: | 60 |

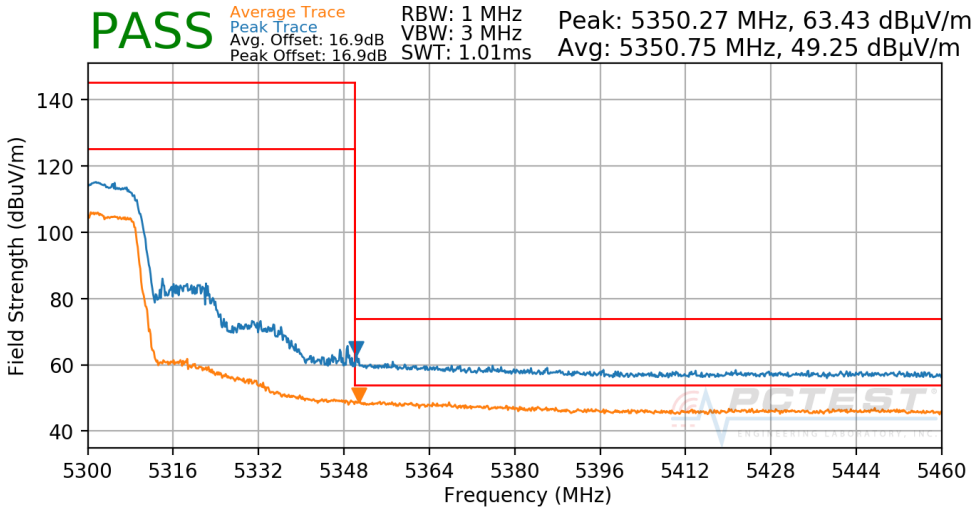


**Plot 7-214. Radiated Upper Band Edge Plot SISO CORE 0 (UNII Band 2A)**

| | |
|---|---|
| Worst Case Mode: | 802.11n |
| Worst Case Transfer Rate: | MCS0 |
| Distance of Measurements: | 3 Meters |
| Operating Frequency: | 5320MHz |
| Channel: | 64 |

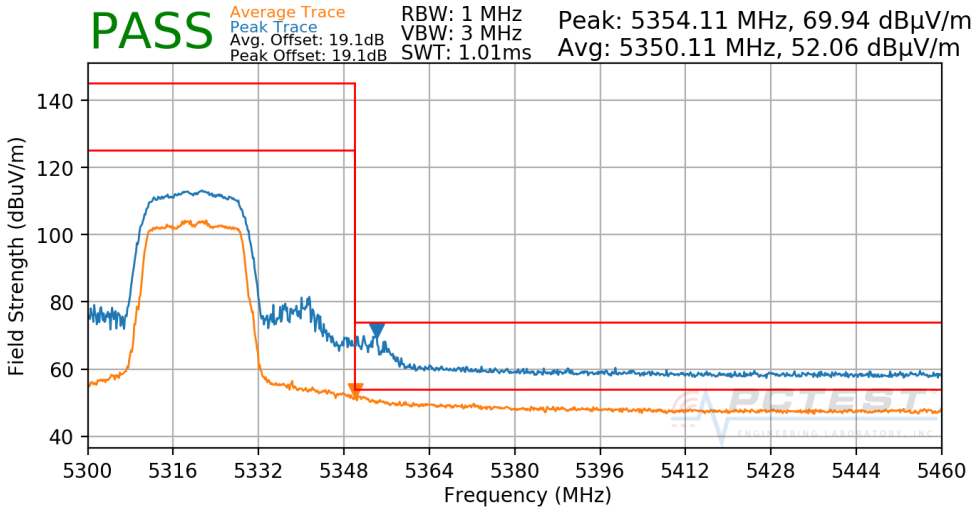


**Plot 7-215. Radiated Upper Band Edge Plot SISO CORE 0 (UNII Band 2A)**



© 2019 PCTEST Engineering Laboratory, Inc.
All rights reserved. Unless otherwise specified, no part of this report may be reproduced or utilized in any part, form or by any means, electronic or mechanical, including photocopying and microfilm, without permission in writing from PCTEST Engineering Laboratory, Inc. If you have any questions about this international copyright or have an enquiry about obtaining additional rights to this report or assembly of contents thereof, please contact INFO@PCTEST.COM.

| | |
|---|---|
| Worst Case Mode: | 802.11n |
| Worst Case Transfer Rate: | MCS0 |
| Distance of Measurements: | 3 Meters |
| Operating Frequency: | 5500MHz |
| Channel: | 100 |

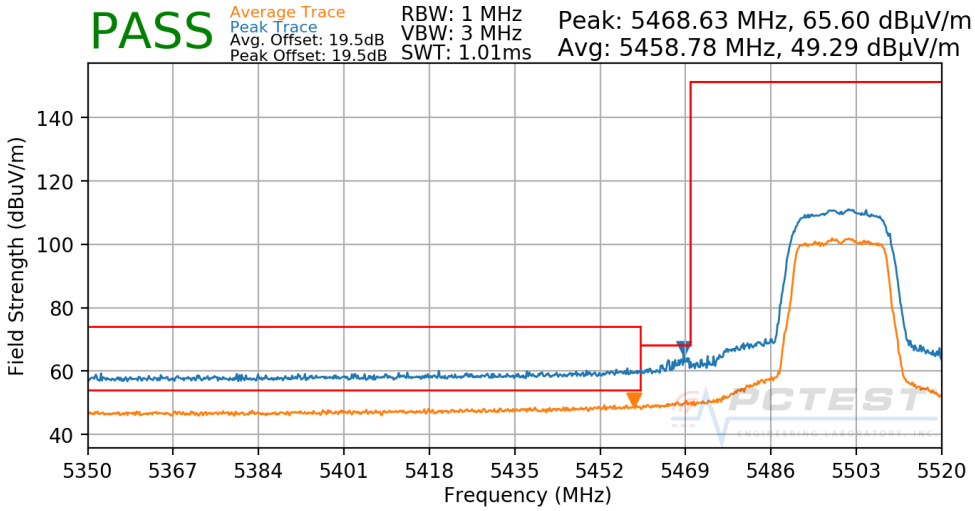


**Plot 7-216. Radiated Lower Band Edge Plot SISO CORE 0 (UNII Band 2C)**

| | |
|---|---|
| Worst Case Mode: | 802.11n |
| Worst Case Transfer Rate: | MCS0 |
| Distance of Measurements: | 3 Meters |
| Operating Frequency: | 5520MHz |
| Channel: | 104 |

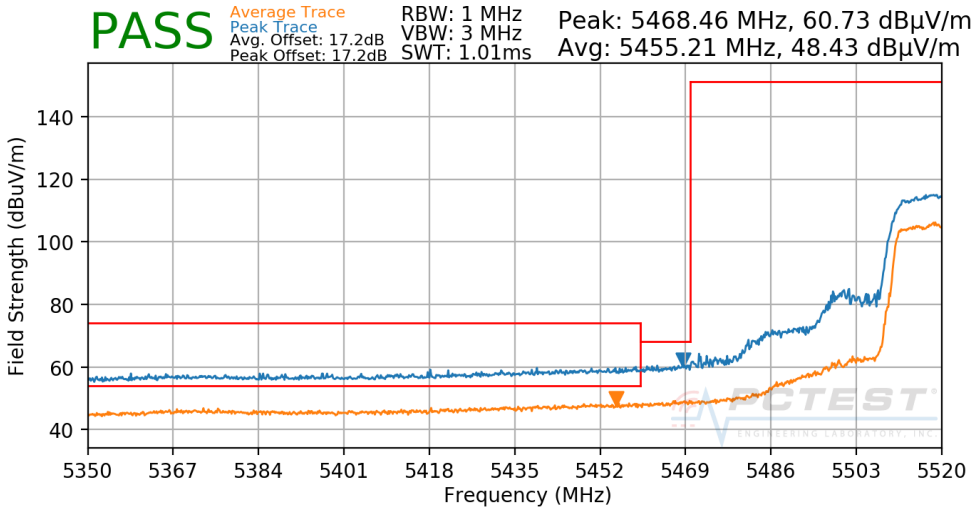


**Plot 7-217. Radiated Lower Band Edge Plot SISO CORE 0 (UNII Band 2C)**




© 2019 PCTEST Engineering Laboratory, Inc. V 9.0 02/01/2019
All rights reserved. Unless otherwise specified, no part of this report may be reproduced or utilized in any part, form or by any means, electronic or mechanical, including photocopying and microfilm, without permission in writing from PCTEST Engineering Laboratory, Inc. If you have any questions about this international copyright or have an enquiry about obtaining additional rights to this report or assembly of contents thereof, please contact INFO@PCTEST.COM.

| | |
|---|---|
| Worst Case Mode: | 802.11n |
| Worst Case Transfer Rate: | MCS0 |
| Distance of Measurements: | 3 Meters |
| Operating Frequency: | 5680MHz |
| Channel: | 136 |

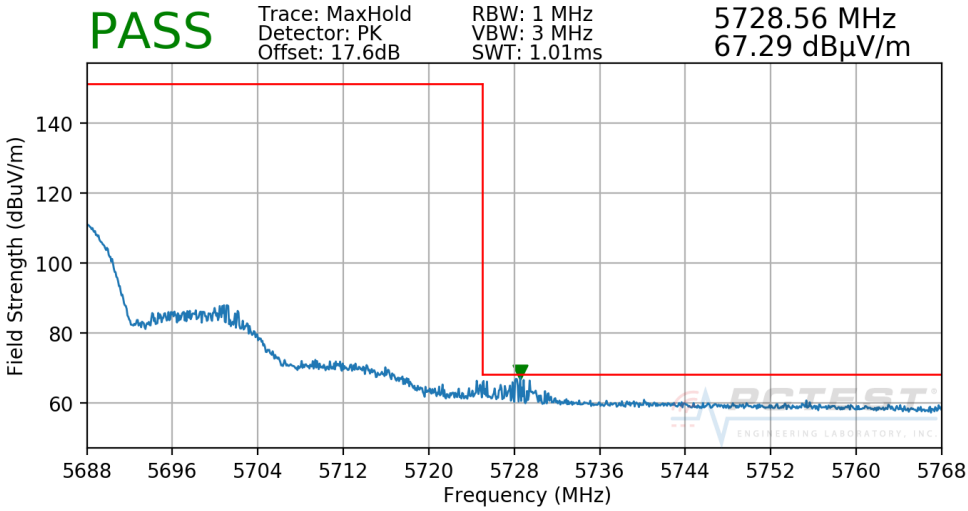


**Plot 7-218. Radiated Lower Band Edge Plot SISO CORE 0 (UNII Band 2C)**

| | |
|---|---|
| Worst Case Mode: | 802.11n |
| Worst Case Transfer Rate: | MCS0 |
| Distance of Measurements: | 3 Meters |
| Operating Frequency: | 5700MHz |
| Channel: | 140 |

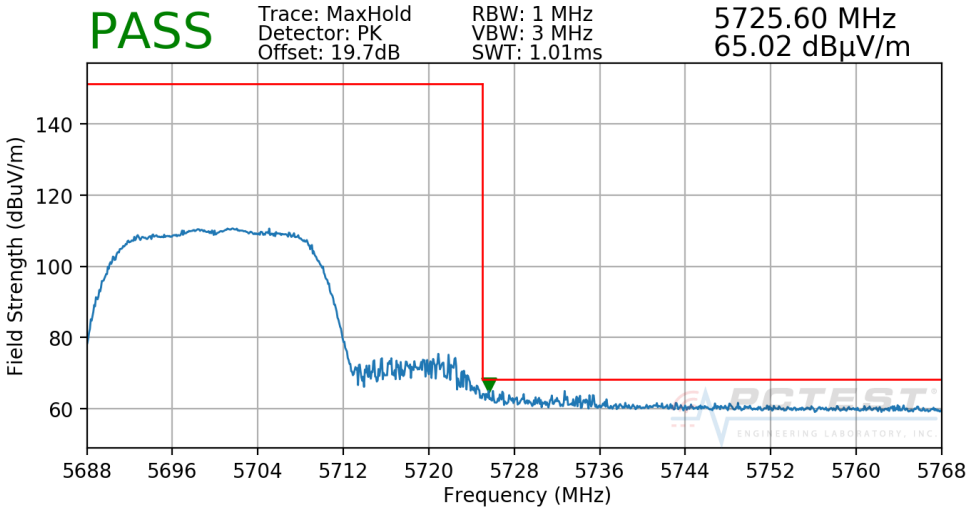


**Plot 7-219. Radiated Upper Band Edge Plot SISO CORE 0 (Peak – UNII Band 2C)**




© 2019 PCTEST Engineering Laboratory, Inc. V 9.0 02/01/2019
All rights reserved. Unless otherwise specified, no part of this report may be reproduced or utilized in any part, form or by any means, electronic or mechanical, including photocopying and microfilm, without permission in writing from PCTEST Engineering Laboratory, Inc. If you have any questions about this international copyright or have an enquiry about obtaining additional rights to this report or assembly of contents thereof, please contact INFO@PCTEST.COM.

| | |
|---|---|
| Worst Case Mode: | 802.11n |
| Worst Case Transfer Rate: | MCS0 |
| Distance of Measurements: | 3 Meters |
| Operating Frequency: | 5745MHz |
| Channel: | 149 |

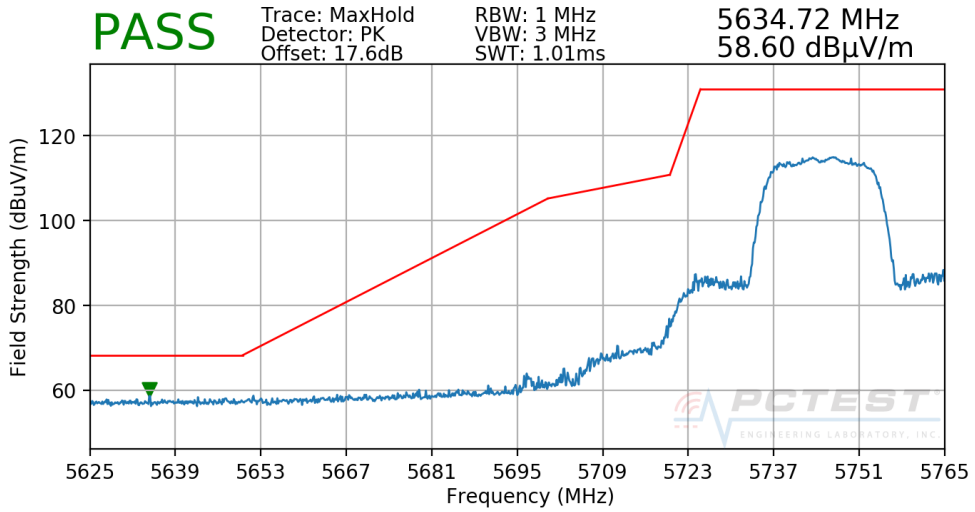


**Plot 7-220. Radiated Lower Band Edge Plot SISO CORE 0 (Peak – UNII Band 3)**

| | |
|---|---|
| Worst Case Mode: | 802.11n |
| Worst Case Transfer Rate: | MCS0 |
| Distance of Measurements: | 3 Meters |
| Operating Frequency: | 5825MHz |
| Channel: | 165 |

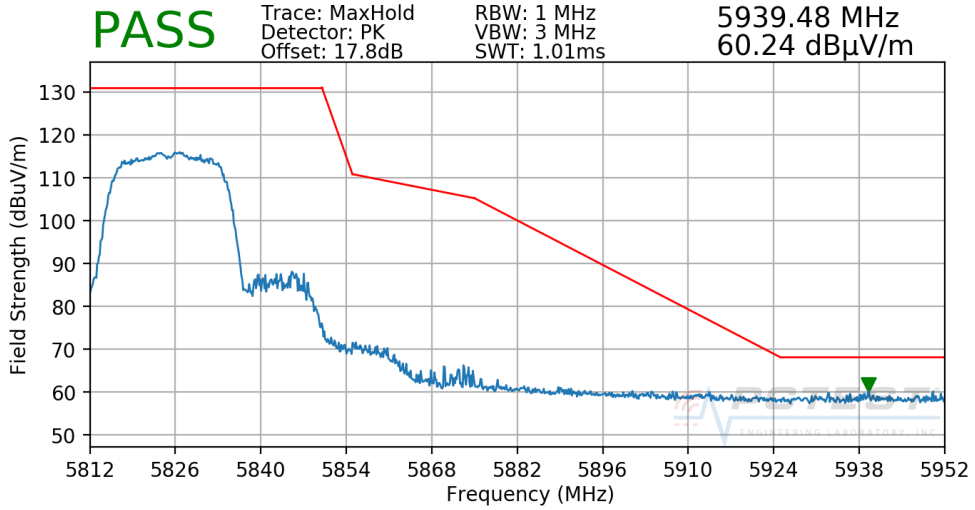


**Plot 7-221. Radiated Upper Band Edge Plot SISO CORE 0 (Peak – UNII Band 3)**




© 2019 PCTEST Engineering Laboratory, Inc. V 9.0 02/01/2019
All rights reserved. Unless otherwise specified, no part of this report may be reproduced or utilized in any part, form or by any means, electronic or mechanical, including photocopying and microfilm, without permission in writing from PCTEST Engineering Laboratory, Inc. If you have any questions about this international copyright or have an enquiry about obtaining additional rights to this report or assembly of contents thereof, please contact INFO@PCTEST.COM.

## 7.6.6 SISO CORE-0 Radiated Band Edge Measurements (40MHz BW)

**§15.407(b.1)(b.2) §15.205 §15.209; RSS-Gen [8.9]**

| | |
|---|---|
| Worst Case Mode: | 802.11n |
| Worst Case Transfer Rate: | MCS0 |
| Distance of Measurements: | 3 Meters |
| Operating Frequency: | 5190MHz |
| Channel: | 38 |

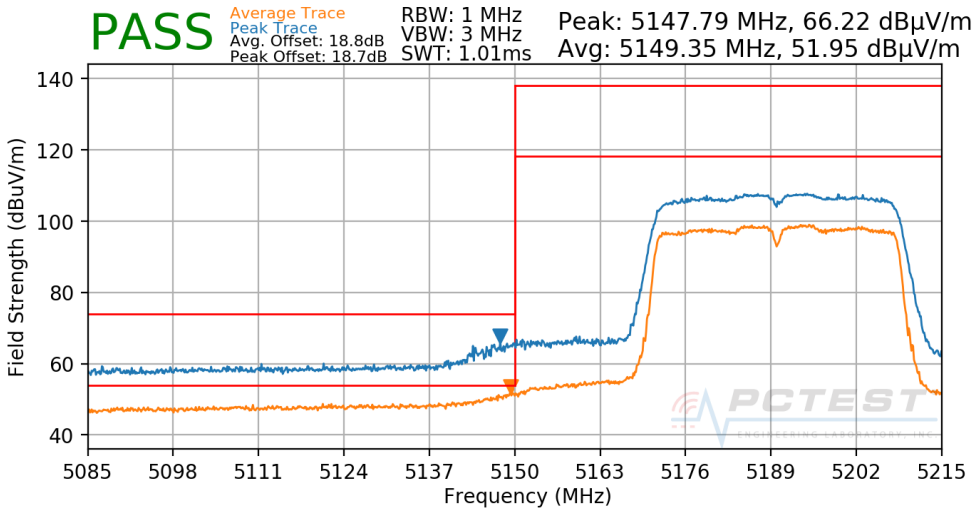


**Plot 7-222. Radiated Lower Band Edge Plot SISO CORE 0 (UNII Band 1)**

| | |
|---|---|
| Worst Case Mode: | 802.11n |
| Worst Case Transfer Rate: | MCS0 |
| Distance of Measurements: | 3 Meters |
| Operating Frequency: | 5230MHz |
| Channel: | 46 |

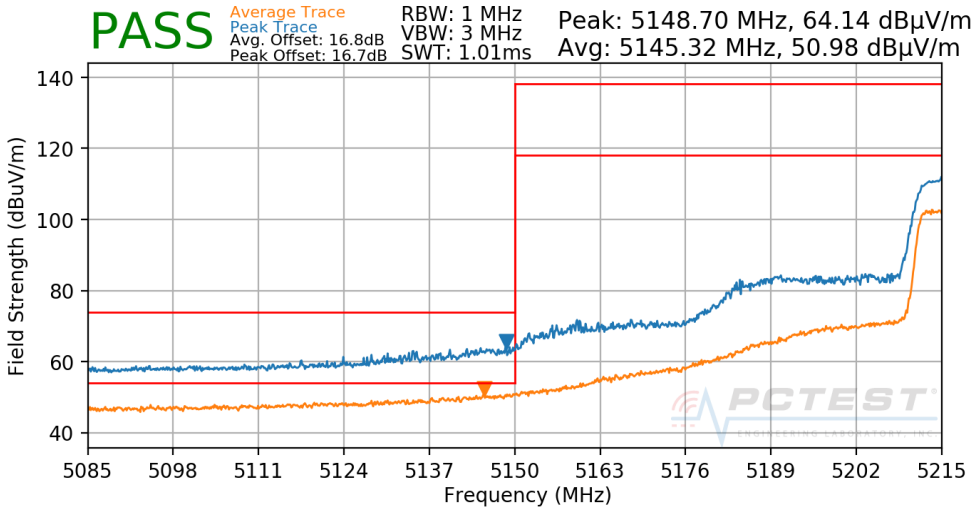


**Plot 7-223. Radiated Lower Band Edge Plot SISO CORE 0 (UNII Band 1)**




© 2019 PCTEST Engineering Laboratory, Inc. V 9.0 02/01/2019

All rights reserved. Unless otherwise specified, no part of this report may be reproduced or utilized in any part, form or by any means, electronic or mechanical, including photocopying and microfilm, without permission in writing from PCTEST Engineering Laboratory, Inc. If you have any questions about this international copyright or have an enquiry about obtaining additional rights to this report or assembly of contents thereof, please contact INFO@PCTEST.COM.

| | |
|---|---|
| Worst Case Mode: | 802.11n |
| Worst Case Transfer Rate: | MCS0 |
| Distance of Measurements: | 3 Meters |
| Operating Frequency: | 5270MHz |
| Channel: | 54 |

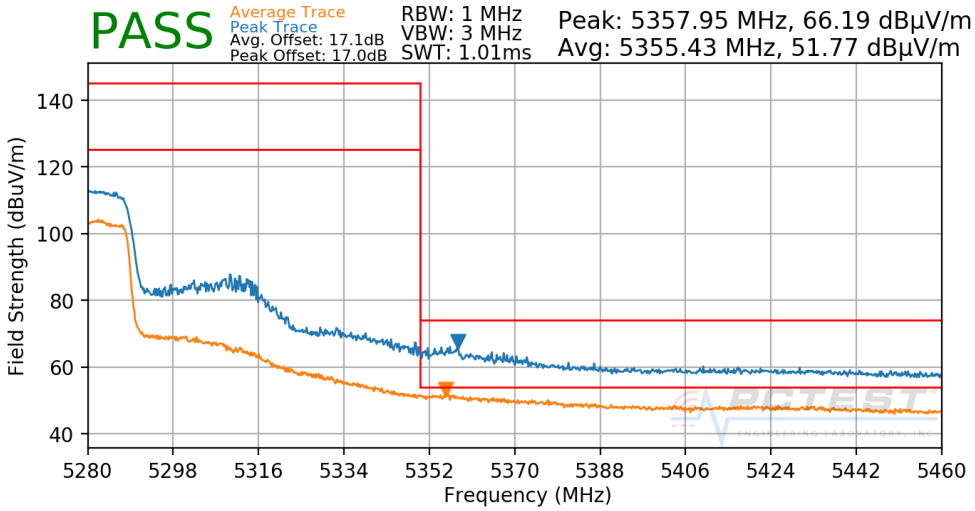


**Plot 7-224. Radiated Upper Band Edge Plot SISO CORE 0 (UNII Band 2A)**

| | |
|---|---|
| Worst Case Mode: | 802.11n |
| Worst Case Transfer Rate: | MCS0 |
| Distance of Measurements: | 3 Meters |
| Operating Frequency: | 5310MHz |
| Channel: | 62 |

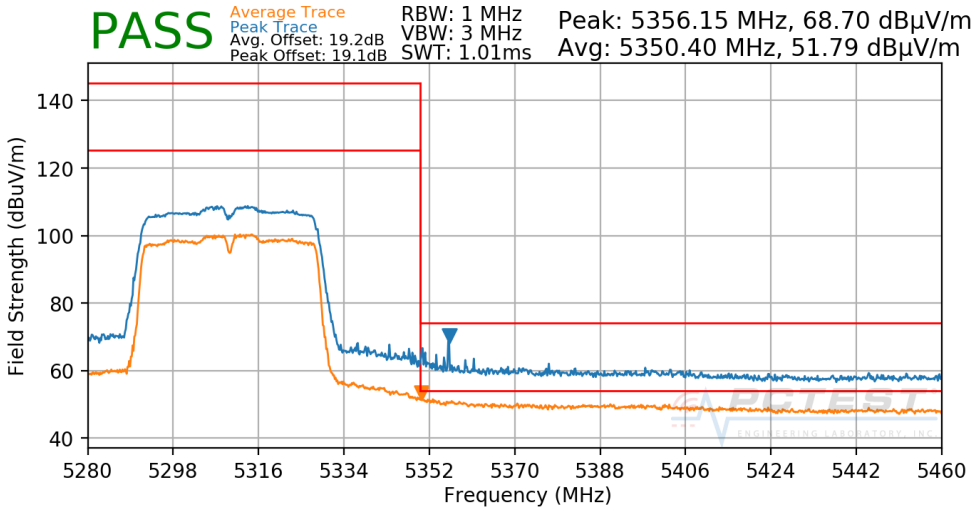


**Plot 7-225. Radiated Upper Band Edge Plot SISO CORE 0 (UNII Band 2A)**




© 2019 PCTEST Engineering Laboratory, Inc. V 9.0 02/01/2019
All rights reserved. Unless otherwise specified, no part of this report may be reproduced or utilized in any part, form or by any means, electronic or mechanical, including photocopying and microfilm, without permission in writing from PCTEST Engineering Laboratory, Inc. If you have any questions about this international copyright or have an enquiry about obtaining additional rights to this report or assembly of contents thereof, please contact INFO@PCTEST.COM.

| | |
|---|---|
| Worst Case Mode: | 802.11n |
| Worst Case Transfer Rate: | MCS0 |
| Distance of Measurements: | 3 Meters |
| Operating Frequency: | 5510MHz |
| Channel: | 102 |

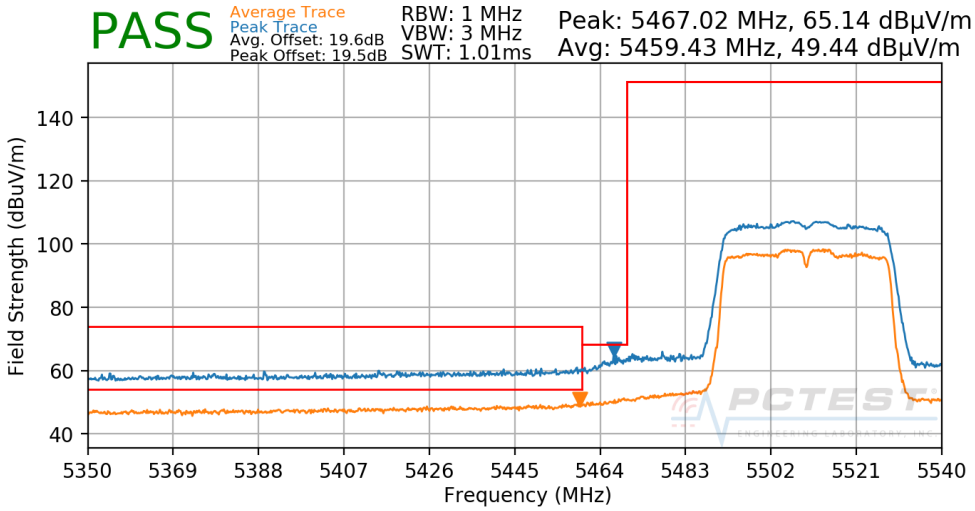


**Plot 7-226. Radiated Lower Band Edge Plot SISO CORE 0 (UNII Band 2C)**

| | |
|---|---|
| Worst Case Mode: | 802.11n |
| Worst Case Transfer Rate: | MCS0 |
| Distance of Measurements: | 3 Meters |
| Operating Frequency: | 5550MHz |
| Channel: | 110 |

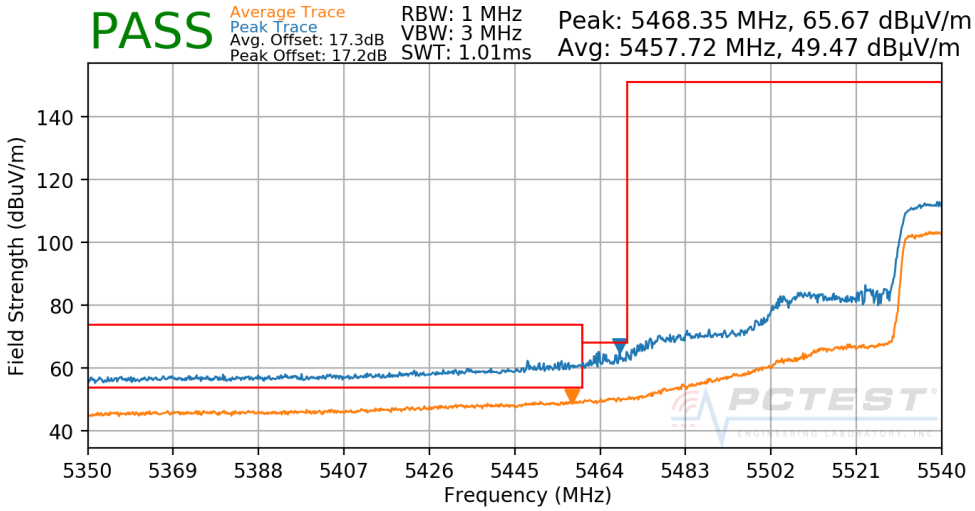


**Plot 7-227. Radiated Lower Band Edge Plot SISO CORE 0 (UNII Band 2C)**



© 2019 PCTEST Engineering Laboratory, Inc.
All rights reserved. Unless otherwise specified, no part of this report may be reproduced or utilized in any part, form or by any means, electronic or mechanical, including photocopying and microfilm, without permission in writing from PCTEST Engineering Laboratory, Inc. If you have any questions about this international copyright or have an enquiry about obtaining additional rights to this report or assembly of contents thereof, please contact INFO@PCTEST.COM.

| | |
|---|---|
| Worst Case Mode: | 802.11n |
| Worst Case Transfer Rate: | MCS0 |
| Distance of Measurements: | 3 Meters |
| Operating Frequency: | 5670 MHz |
| Channel: | 134 |

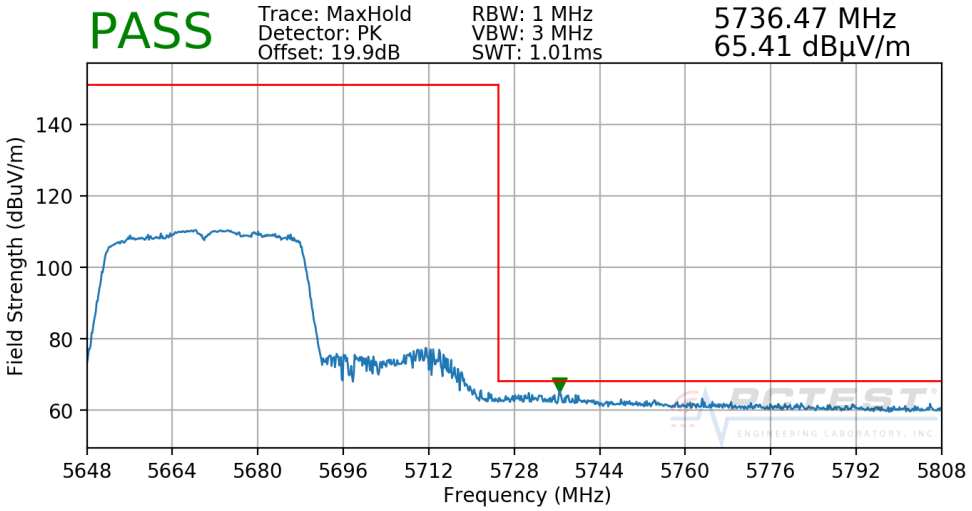


**Plot 7-228. Radiated Upper Band Edge Plot SISO CORE 0 (Peak - UNII Band 2C)**

| | |
|---|---|
| Worst Case Mode: | 802.11n |
| Worst Case Transfer Rate: | MCS0 |
| Distance of Measurements: | 3 Meters |
| Operating Frequency: | 5755MHz |
| Channel: | 151 |

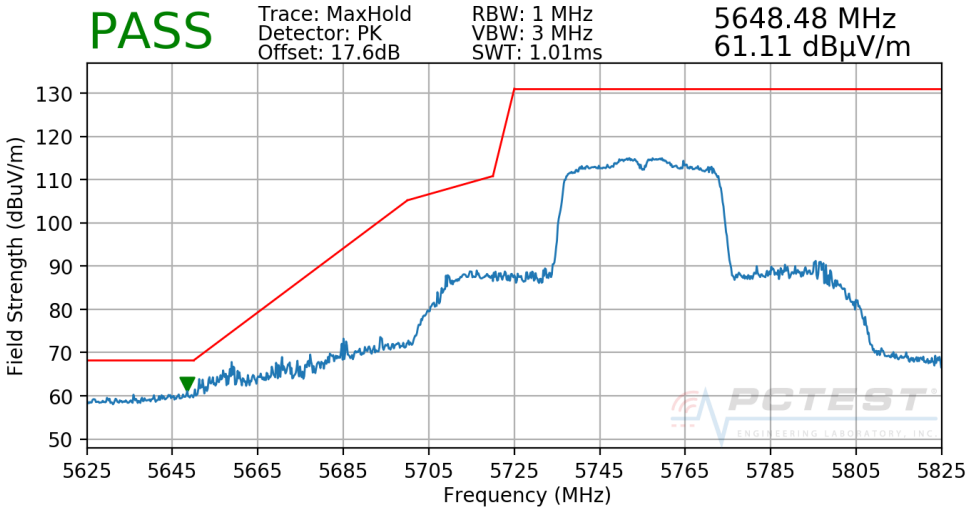


**Plot 7-229. Radiated Lower Band Edge Plot SISO CORE 0 (Peak – UNII Band 3)**




© 2019 PCTEST Engineering Laboratory, Inc. V 9.0 02/01/2019
All rights reserved. Unless otherwise specified, no part of this report may be reproduced or utilized in any part, form or by any means, electronic or mechanical, including photocopying and microfilm, without permission in writing from PCTEST Engineering Laboratory, Inc. If you have any questions about this international copyright or have an enquiry about obtaining additional rights to this report or assembly of contents thereof, please contact INFO@PCTEST.COM.

| | |
|---|---|
| Worst Case Mode: | 802.11n |
| Worst Case Transfer Rate: | MCS0 |
| Distance of Measurements: | 3 Meters |
| Operating Frequency: | 5795MHz |
| Channel: | 159 |

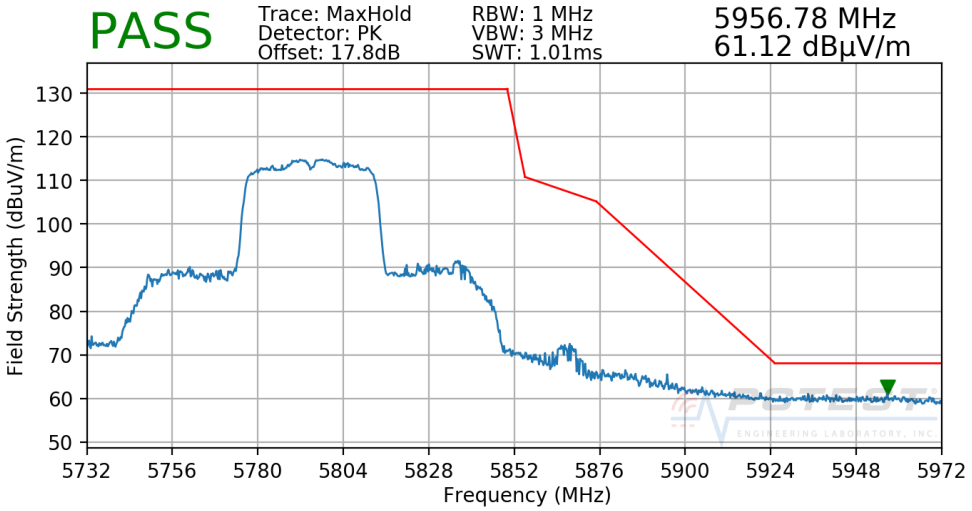


**Plot 7-230. Radiated Upper Band Edge Plot SISO CORE 0 (Peak – UNII Band 3)**




© 2019 PCTEST Engineering Laboratory, Inc. V 9.0 02/01/2019
All rights reserved. Unless otherwise specified, no part of this report may be reproduced or utilized in any part, form or by any means, electronic or mechanical, including photocopying and microfilm, without permission in writing from PCTEST Engineering Laboratory, Inc. If you have any questions about this international copyright or have an enquiry about obtaining additional rights to this report or assembly of contents thereof, please contact INFO@PCTEST.COM.

## 7.6.7 SISO CORE-0 Radiated Band Edge Measurements (80MHz BW)

**§15.407(b.1)(b.2) §15.205 §15.209; RSS-Gen [8.9]**

| | |
|---|---|
| Worst Case Mode: | 802.11ac |
| Worst Case Transfer Rate: | MCS0 |
| Distance of Measurements: | 3 Meters |
| Operating Frequency: | 5210MHz |
| Channel: | 42 |

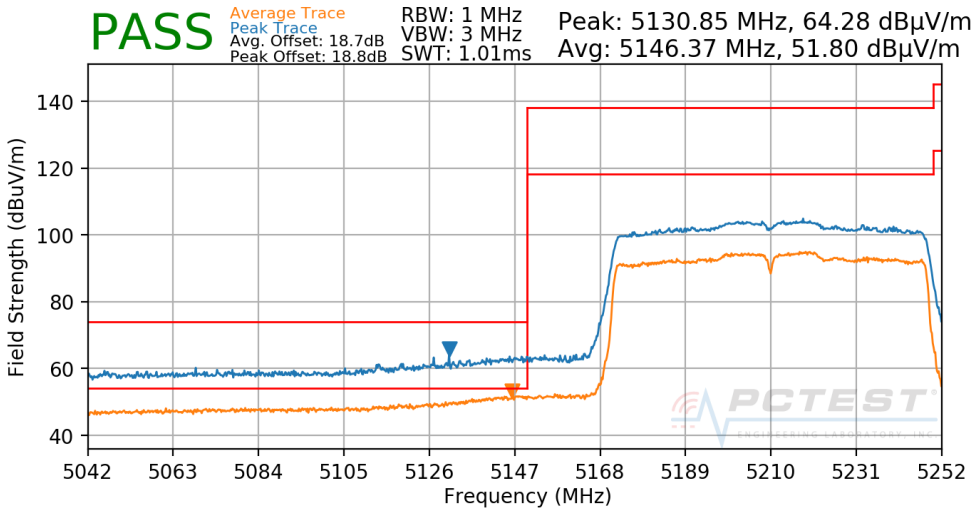


**Plot 7-231. Radiated Lower Band Edge Plot SISO CORE 0 (UNII Band 1)**

| | |
|---|---|
| Worst Case Mode: | 802.11ac |
| Worst Case Transfer Rate: | MCS0 |
| Distance of Measurements: | 3 Meters |
| Operating Frequency: | 5290MHz |
| Channel: | 58 |

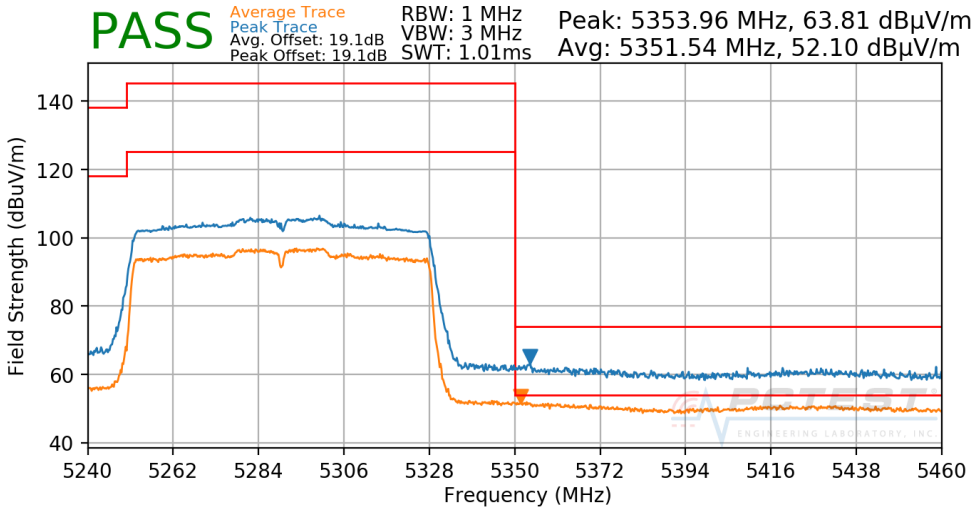


**Plot 7-232. Radiated Upper Band Edge Plot SISO CORE 0 (UNII Band 2A)**


© 2019 PCTEST Engineering Laboratory, Inc.
All rights reserved. Unless otherwise specified, no part of this report may be reproduced or utilized in any part, form or by any means, electronic or mechanical, including photocopying and microfilm, without permission in writing from PCTEST Engineering Laboratory, Inc. If you have any questions about this international copyright or have an enquiry about obtaining additional rights to this report or assembly of contents thereof, please contact INFO@PCTEST.COM.

| | |
|---|---|
| Worst Case Mode: | 802.11ac |
| Worst Case Transfer Rate: | MCS0 |
| Distance of Measurements: | 3 Meters |
| Operating Frequency: | 5530MHz |
| Channel: | 106 |

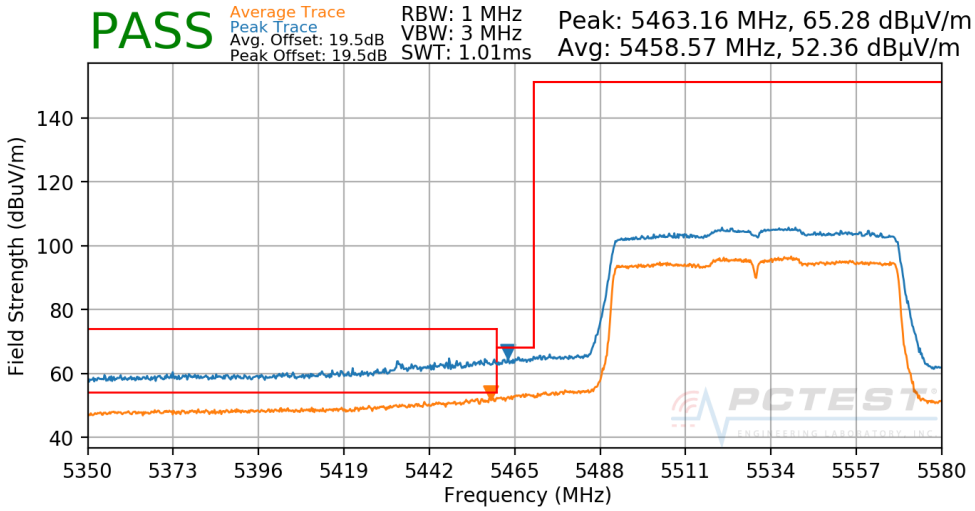


**Plot 7-233. Radiated Lower Band Edge Plot SISO CORE 0 (UNII Band 2C)**

| | |
|---|---|
| Worst Case Mode: | 802.11ac |
| Worst Case Transfer Rate: | MCS0 |
| Distance of Measurements: | 3 Meters |
| Operating Frequency: | 5775MHz |
| Channel: | 155 |

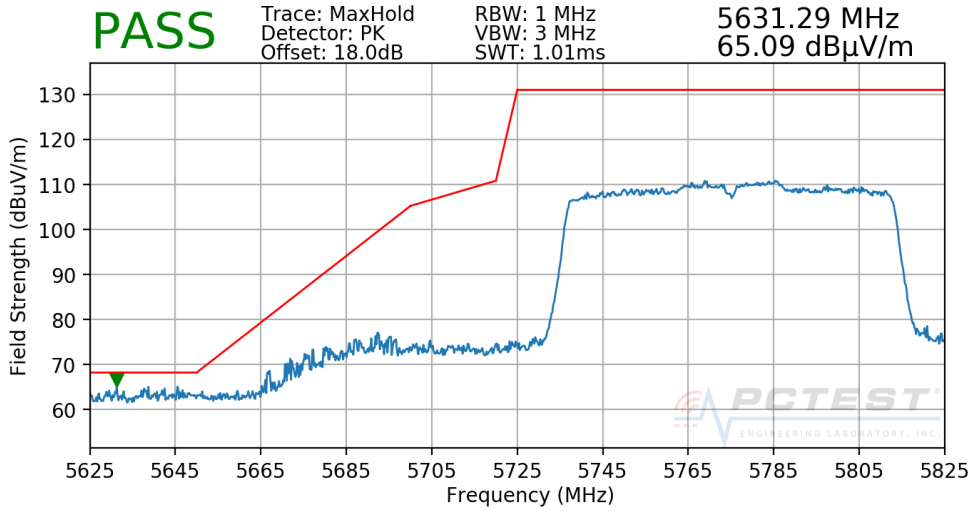


**Plot 7-234. Radiated Lower Band Edge Plot SISO CORE 0 (Peak – UNII Band 3)**




© 2019 PCTEST Engineering Laboratory, Inc. V 9.0 02/01/2019
All rights reserved. Unless otherwise specified, no part of this report may be reproduced or utilized in any part, form or by any means, electronic or mechanical, including photocopying and microfilm, without permission in writing from PCTEST Engineering Laboratory, Inc. If you have any questions about this international copyright or have an enquiry about obtaining additional rights to this report or assembly of contents thereof, please contact INFO@PCTEST.COM.

| | |
|---|---|
| Worst Case Mode: | 802.11ac |
| Worst Case Transfer Rate: | MCS0 |
| Distance of Measurements: | 3 Meters |
| Operating Frequency: | 5775MHz |
| Channel: | 155 |

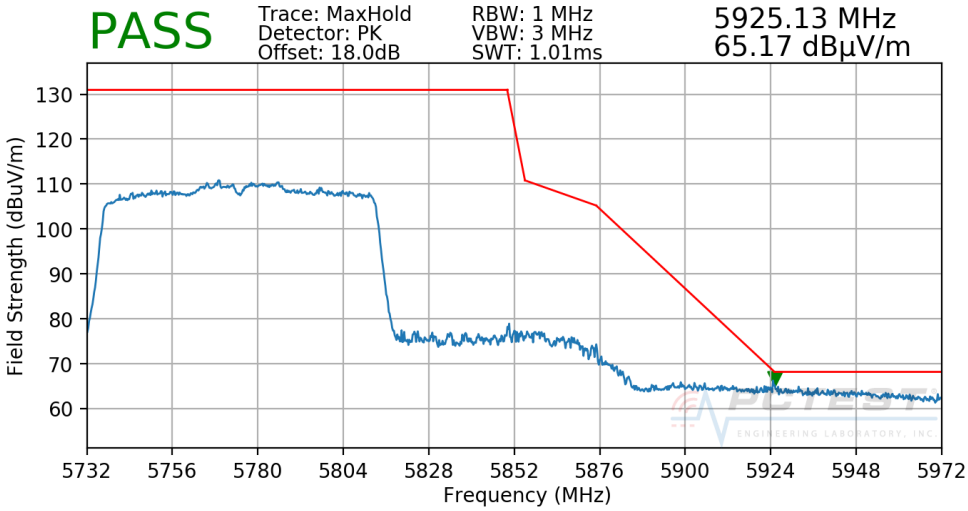


**Plot 7-235. Radiated Upper Band Edge Plot SISO CORE 0 (Peak – UNII Band 3)**




© 2019 PCTEST Engineering Laboratory, Inc. V 9.0 02/01/2019
All rights reserved. Unless otherwise specified, no part of this report may be reproduced or utilized in any part, form or by any means, electronic or mechanical, including photocopying and microfilm, without permission in writing from PCTEST Engineering Laboratory, Inc. If you have any questions about this international copyright or have an enquiry about obtaining additional rights to this report or assembly of contents thereof, please contact INFO@PCTEST.COM.

## 7.6.8 SISO CORE-1 Radiated Band Edge Measurements (20MHz BW)

**§15.407(b.1)(b.2) §15.205 §15.209; RSS-Gen [8.9]**

| | |
|---|---|
| Worst Case Mode: | 802.11n |
| Worst Case Transfer Rate: | MCS0 |
| Distance of Measurements: | 3 Meters |
| Operating Frequency: | 5180MHz |
| Channel: | 36 |

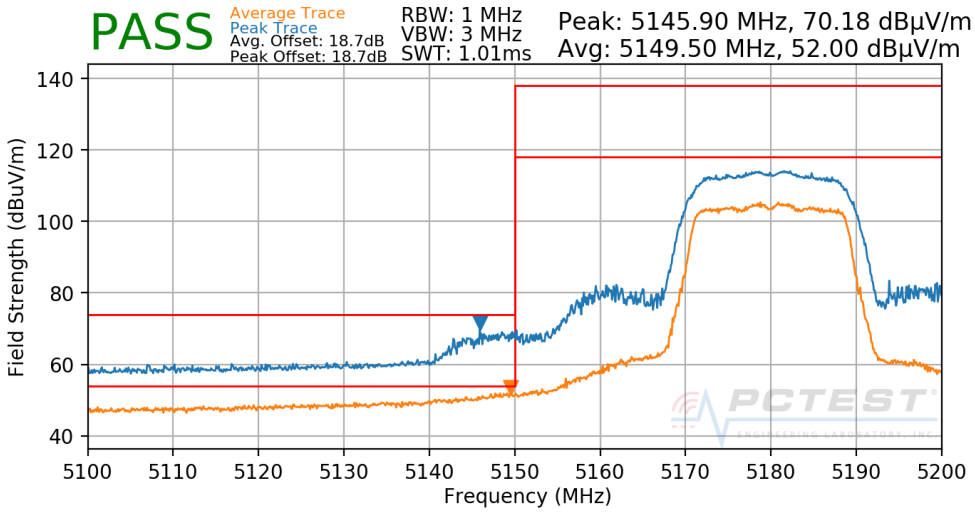


**Plot 7-236. Radiated Lower Band Edge Plot SISO CORE 1 (UNII Band 1)**

| | |
|---|---|
| Worst Case Mode: | 802.11n |
| Worst Case Transfer Rate: | MCS0 |
| Distance of Measurements: | 3 Meters |
| Operating Frequency: | 5200MHz |
| Channel: | 40 |

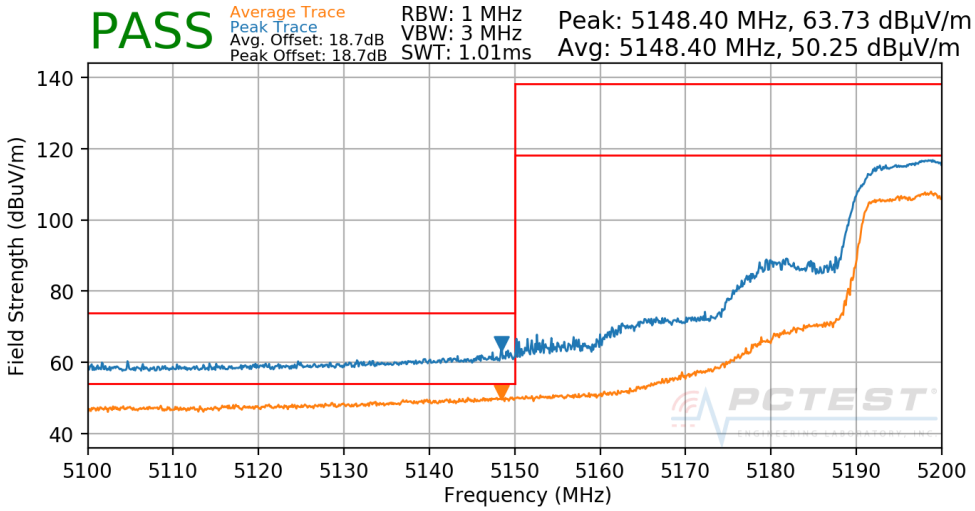


**Plot 7-237. Radiated Lower Band Edge Plot SISO CORE 1 (UNII Band 1)**


© 2019 PCTEST Engineering Laboratory, Inc.
All rights reserved. Unless otherwise specified, no part of this report may be reproduced or utilized in any part, form or by any means, electronic or mechanical, including photocopying and microfilm, without permission in writing from PCTEST Engineering Laboratory, Inc. If you have any questions about this international copyright or have an enquiry about obtaining additional rights to this report or assembly of contents thereof, please contact INFO@PCTEST.COM.

| | |
|---|---|
| Worst Case Mode: | 802.11n |
| Worst Case Transfer Rate: | MCS0 |
| Distance of Measurements: | 3 Meters |
| Operating Frequency: | 5300MHz |
| Channel: | 60 |

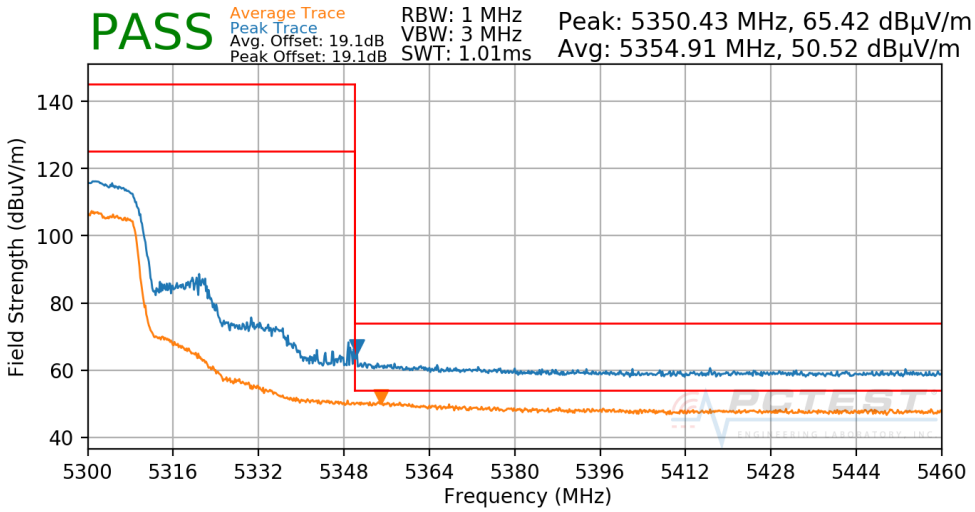


**Plot 7-238. Radiated Upper Band Edge Plot SISO CORE 1 (UNII Band 2A)**

| | |
|---|---|
| Worst Case Mode: | 802.11n |
| Worst Case Transfer Rate: | MCS0 |
| Distance of Measurements: | 3 Meters |
| Operating Frequency: | 5320MHz |
| Channel: | 64 |

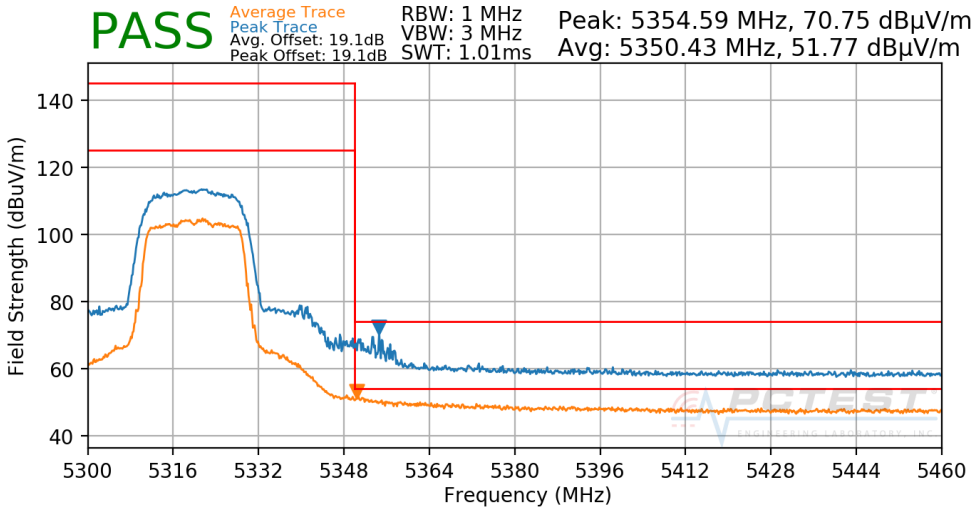


**Plot 7-239. Radiated Upper Band Edge Plot SISO CORE 1 (UNII Band 2A)**




© 2019 PCTEST Engineering Laboratory, Inc. V 9.0 02/01/2019
All rights reserved. Unless otherwise specified, no part of this report may be reproduced or utilized in any part, form or by any means, electronic or mechanical, including photocopying and microfilm, without permission in writing from PCTEST Engineering Laboratory, Inc. If you have any questions about this international copyright or have an enquiry about obtaining additional rights to this report or assembly of contents thereof, please contact INFO@PCTEST.COM.

| | |
|---|---|
| Worst Case Mode: | 802.11n |
| Worst Case Transfer Rate: | MCS0 |
| Distance of Measurements: | 3 Meters |
| Operating Frequency: | 5500MHz |
| Channel: | 100 |

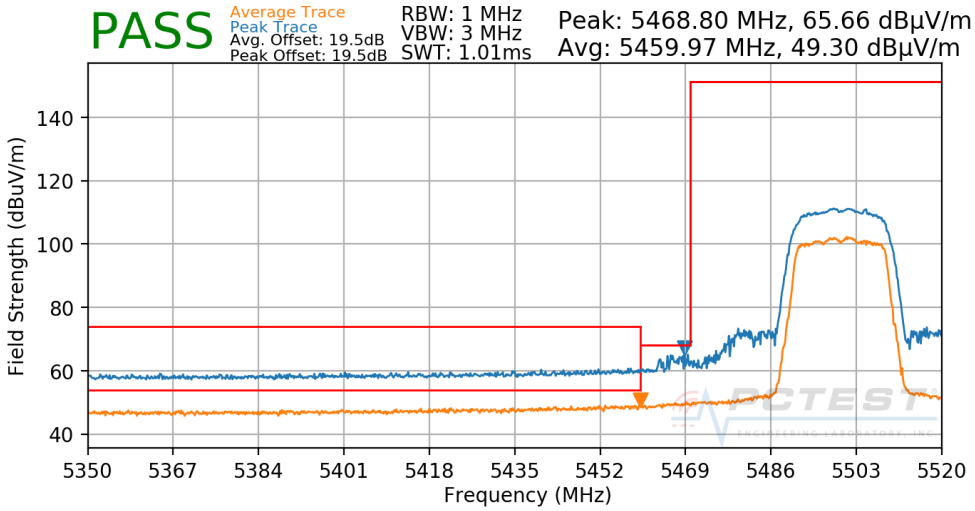


**Plot 7-240. Radiated Lower Band Edge Plot SISO CORE 1 (UNII Band 2C)**

| | |
|---|---|
| Worst Case Mode: | 802.11n |
| Worst Case Transfer Rate: | MCS0 |
| Distance of Measurements: | 3 Meters |
| Operating Frequency: | 5520MHz |
| Channel: | 104 |

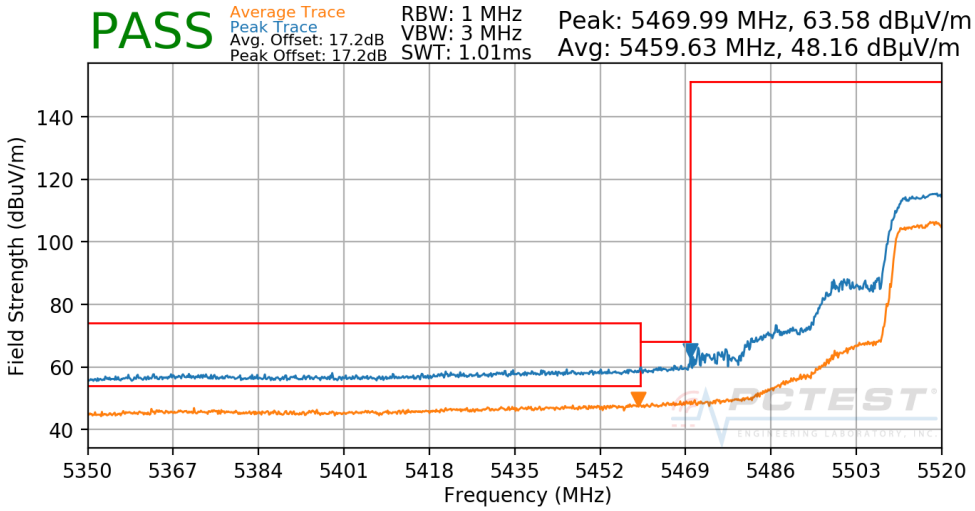


**Plot 7-241. Radiated Lower Band Edge Plot SISO CORE 1 (UNII Band 2C)**



© 2019 PCTEST Engineering Laboratory, Inc.
All rights reserved. Unless otherwise specified, no part of this report may be reproduced or utilized in any part, form or by any means, electronic or mechanical, including photocopying and microfilm, without permission in writing from PCTEST Engineering Laboratory, Inc. If you have any questions about this international copyright or have an enquiry about obtaining additional rights to this report or assembly of contents thereof, please contact INFO@PCTEST.COM.

| | |
|---|---|
| Worst Case Mode: | 802.11n |
| Worst Case Transfer Rate: | MCS0 |
| Distance of Measurements: | 3 Meters |
| Operating Frequency: | 5680MHz |
| Channel: | 136 |

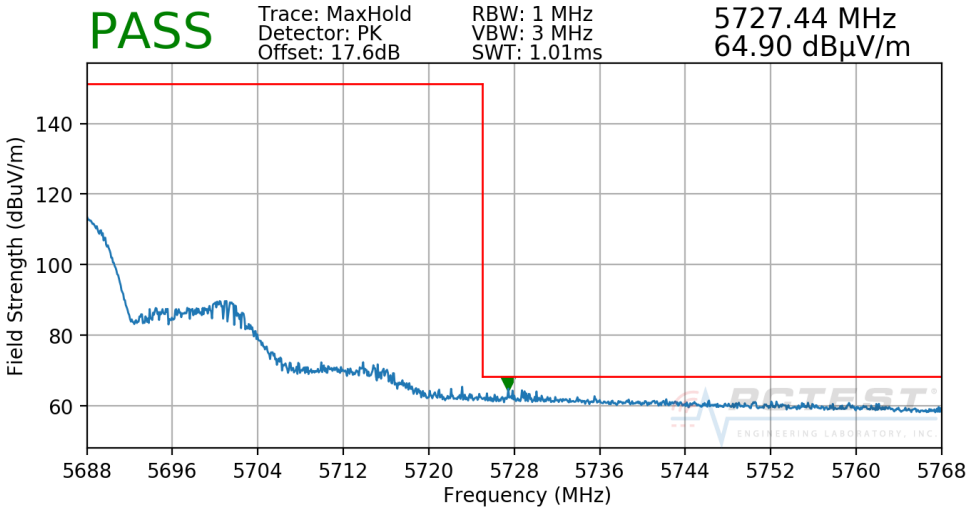


**Plot 7-242. Radiated Lower Band Edge Plot SISO CORE 1 (UNII Band 2C)**

| | |
|---|---|
| Worst Case Mode: | 802.11n |
| Worst Case Transfer Rate: | MCS0 |
| Distance of Measurements: | 3 Meters |
| Operating Frequency: | 5700MHz |
| Channel: | 140 |

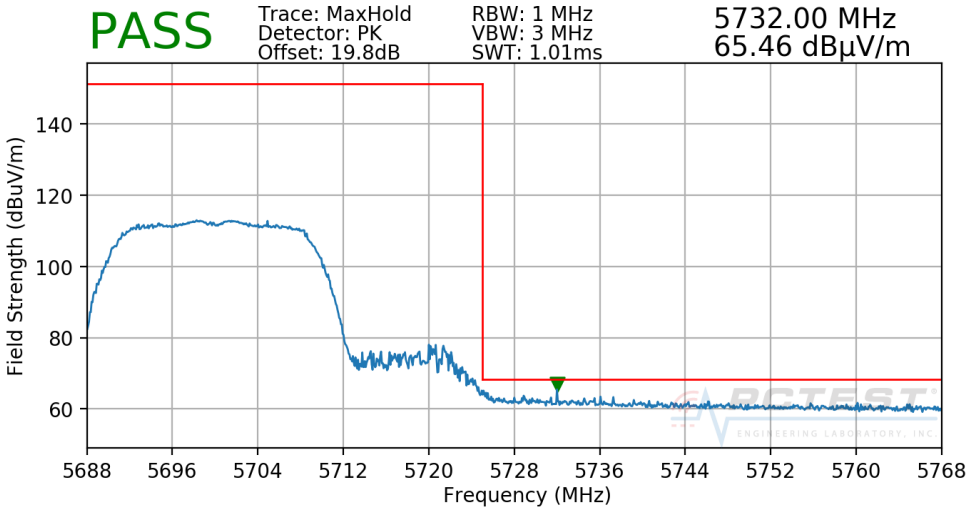


**Plot 7-243. Radiated Upper Band Edge Plot SISO CORE 1 (Peak – UNII Band 2C)**




© 2019 PCTEST Engineering Laboratory, Inc. V 9.0 02/01/2019
All rights reserved. Unless otherwise specified, no part of this report may be reproduced or utilized in any part, form or by any means, electronic or mechanical, including photocopying and microfilm, without permission in writing from PCTEST Engineering Laboratory, Inc. If you have any questions about this international copyright or have an enquiry about obtaining additional rights to this report or assembly of contents thereof, please contact INFO@PCTEST.COM.