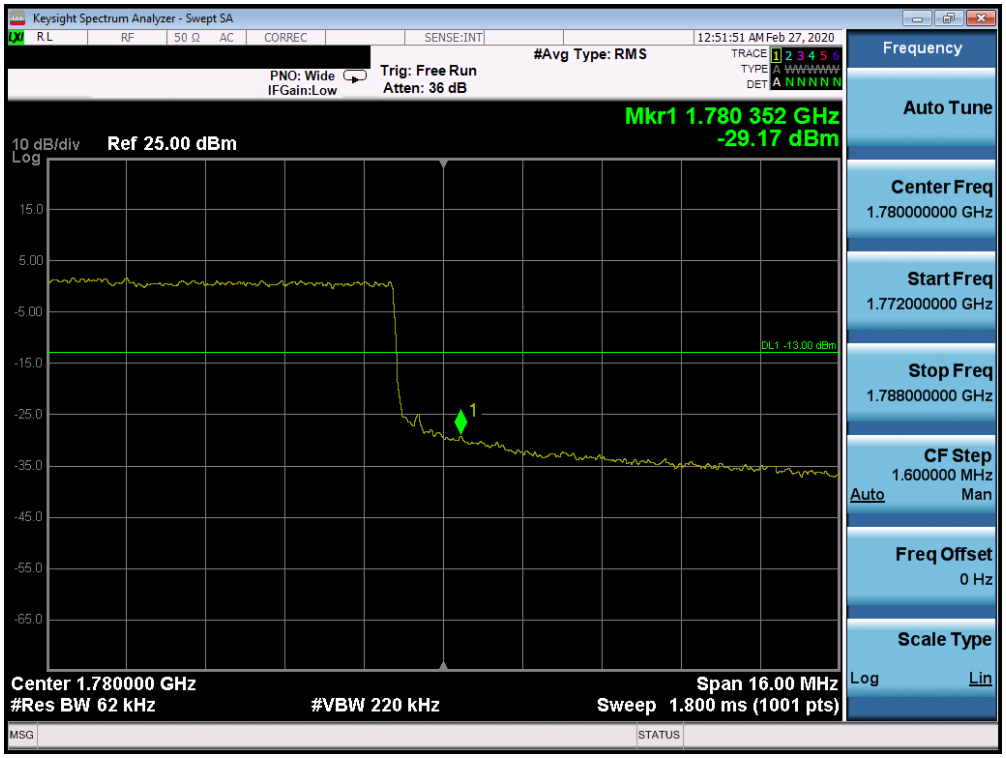

Plot 7-251. Upper Band Edge Plot (Band 66 – 20.0MHz QPSK – RB Size 100)

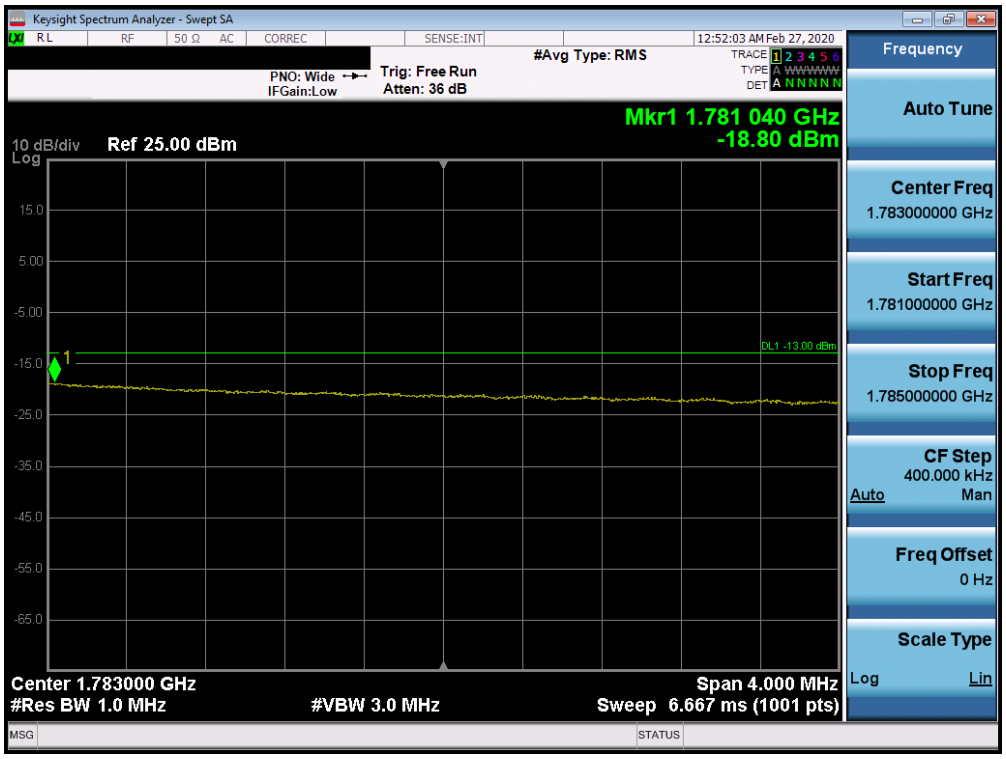

Plot 7-252. Upper Extended Band Edge Plot (Band 66 – 20.0MHz QPSK – RB Size 100)

© 2020 PCTEST
All rights reserved. Unless otherwise specified, no part of this report may be reproduced or utilized in any part, form or by any means, electronic or mechanical, including photocopying and microfilm, without permission in writing from PCTEST If you have any questions about this international copyright or have an enquiry about obtaining additional rights to this report or assembly of contents thereof, please contact INFO@PCTEST.COM.

Band 2

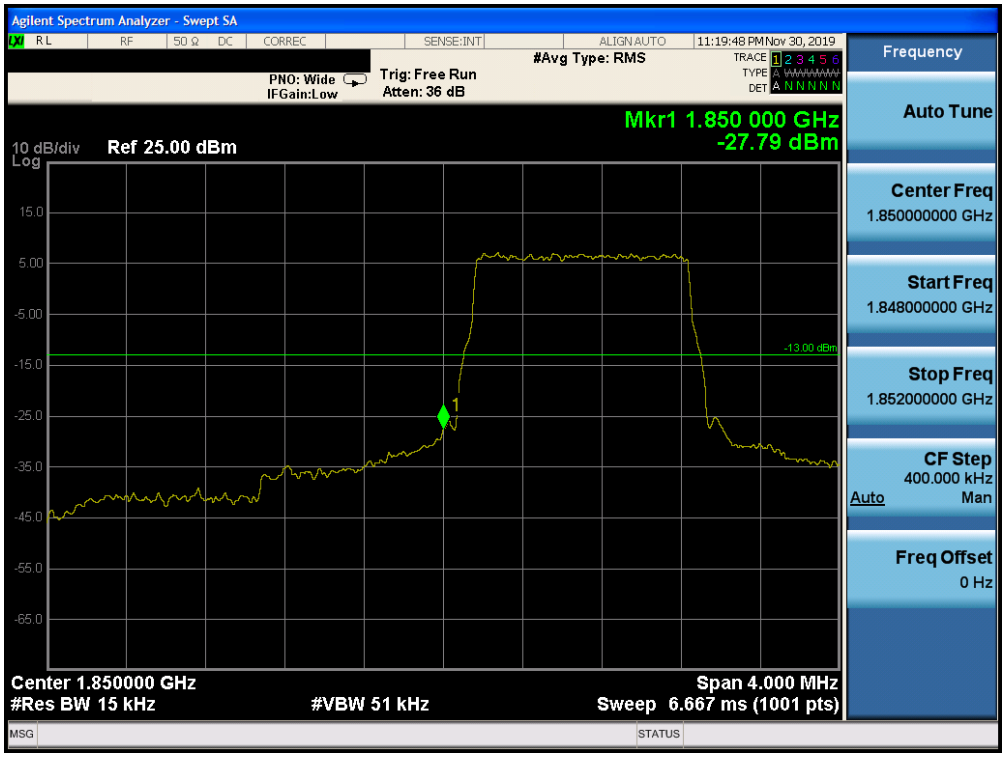

Plot 7-253. Lower Band Edge Plot (Band 2 – 1.4MHz QPSK – RB Size 6)

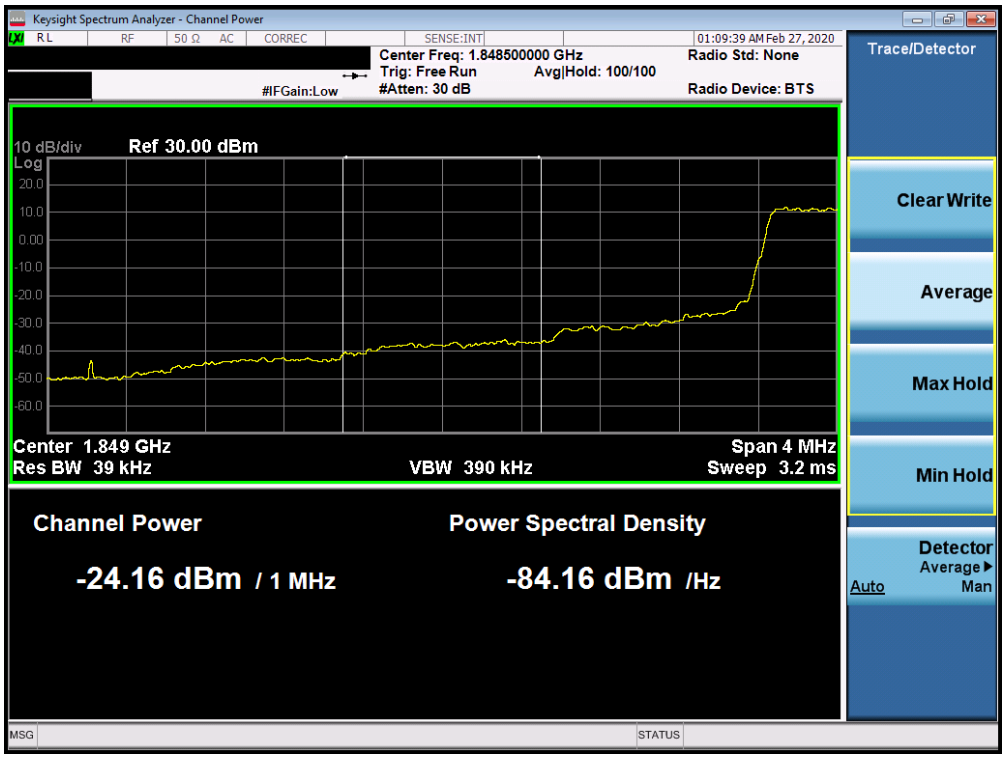

Plot 7-254. Lower Extended Band Edge Plot (Band 2 – 1.4MHz QPSK – RB Size 6)

© 2020 PCTEST
All rights reserved. Unless otherwise specified, no part of this report may be reproduced or utilized in any part, form or by any means, electronic or mechanical, including photocopying and microfilm, without permission in writing from PCTEST If you have any questions about this international copyright or have an enquiry about obtaining additional rights to this report or assembly of contents thereof, please contact INFO@PCTEST.COM.

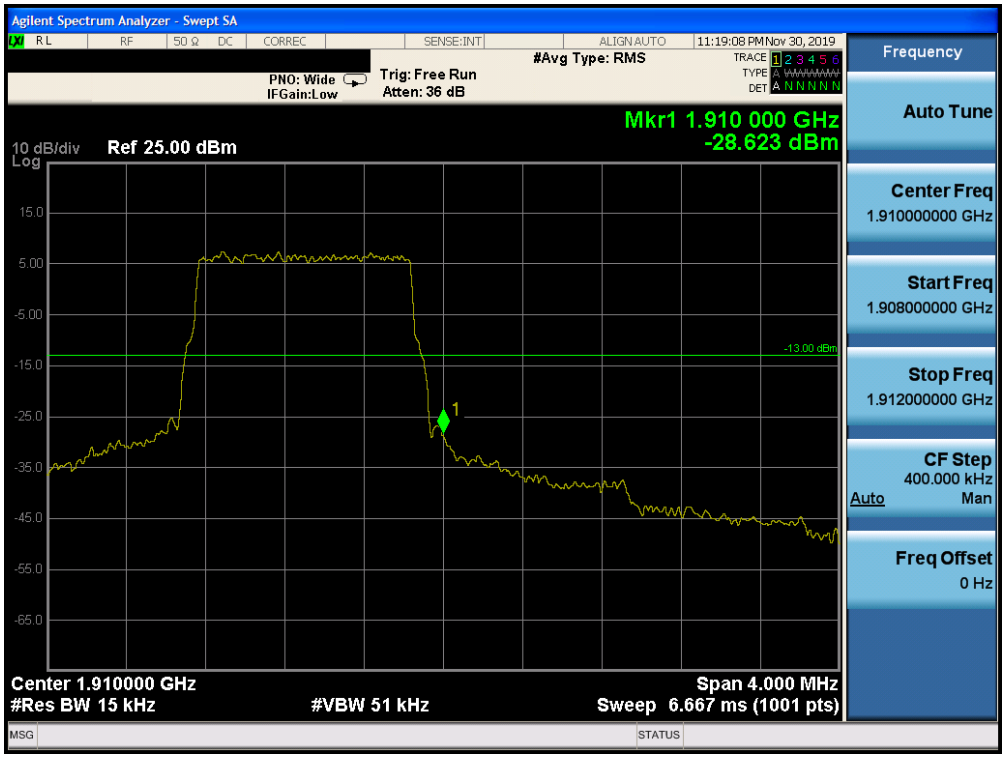

Plot 7-255. Upper Band Edge Plot (Band 2 – 1.4MHz QPSK – RB Size 6)

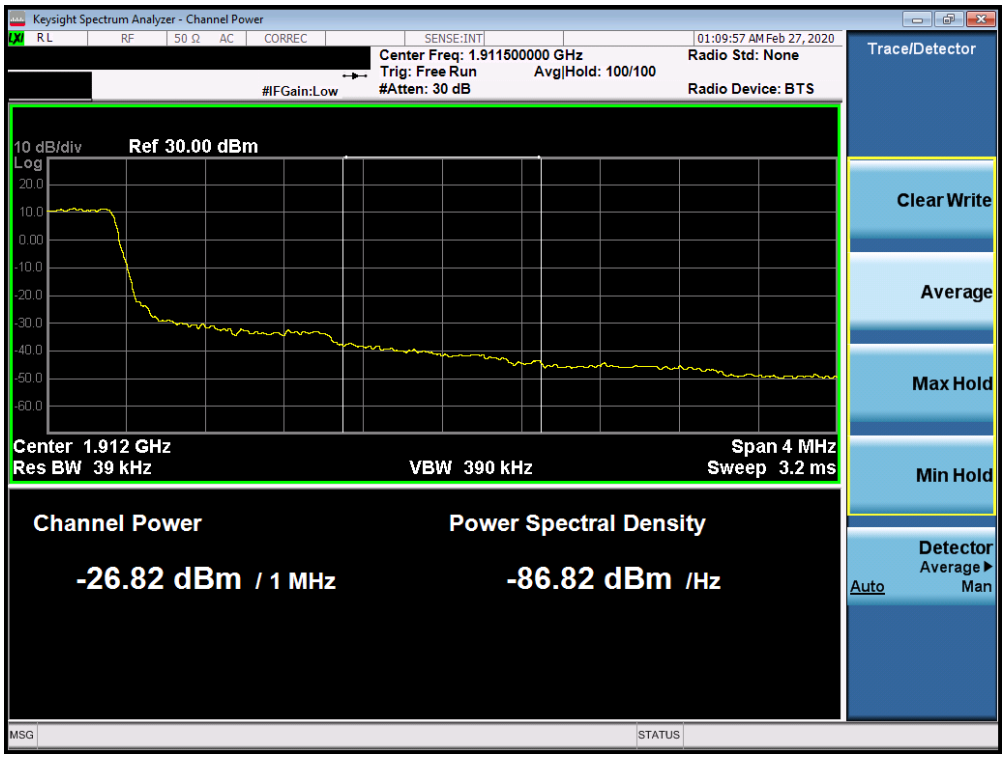

Plot 7-256. Upper Extended Band Edge Plot (Band 2 – 1.4MHz QPSK – RB Size 6)

© 2020 PCTEST
All rights reserved. Unless otherwise specified, no part of this report may be reproduced or utilized in any part, form or by any means, electronic or mechanical, including photocopying and microfilm, without permission in writing from PCTEST If you have any questions about this international copyright or have an enquiry about obtaining additional rights to this report or assembly of contents thereof, please contact INFO@PCTEST.COM.

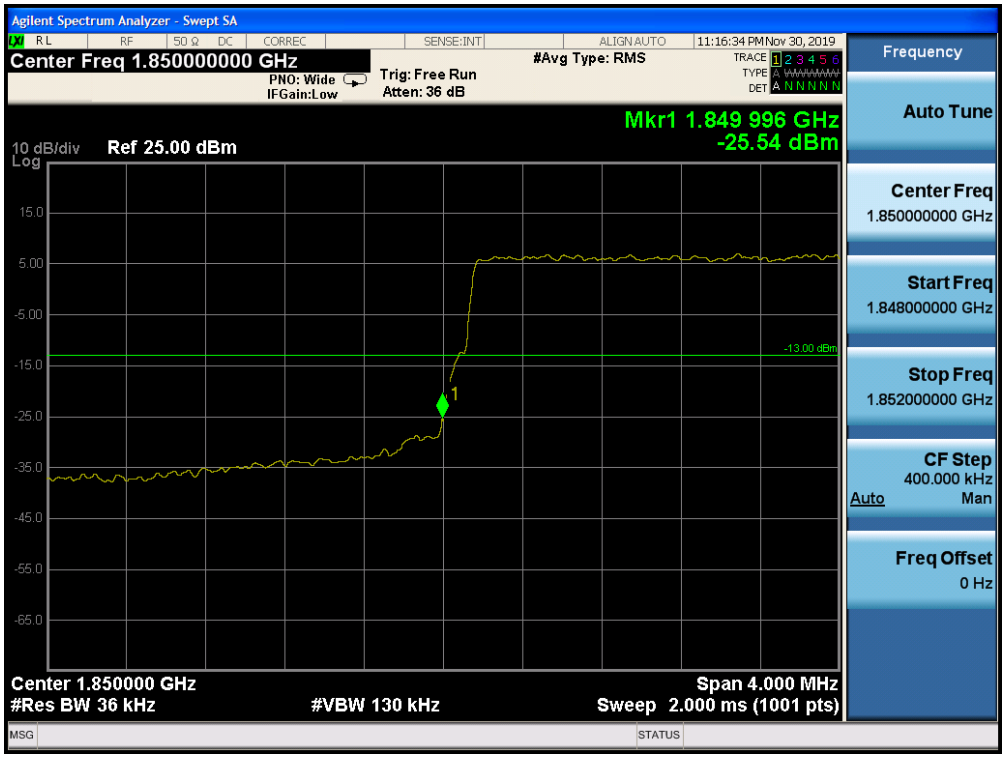

Plot 7-257. Lower Band Edge Plot (Band 2 – 3.0MHz QPSK – RB Size 15)

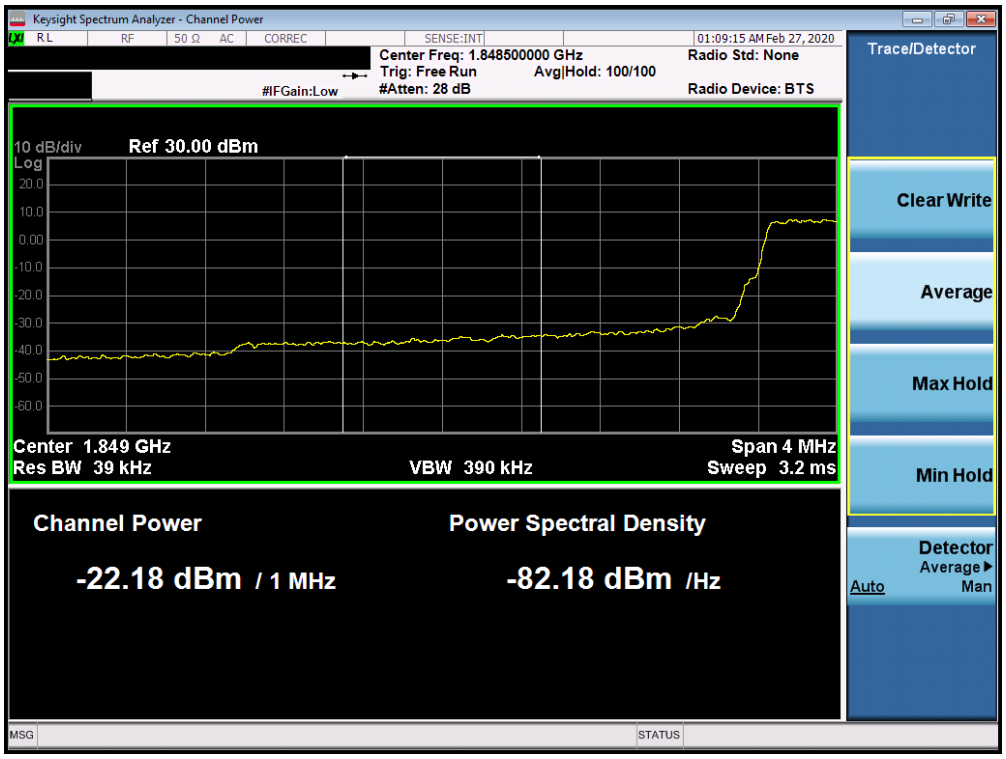

Plot 7-258. Lower Extended Band Edge Plot (Band 2 – 3.0MHz QPSK – RB Size 15)

© 2020 PCTEST
All rights reserved. Unless otherwise specified, no part of this report may be reproduced or utilized in any part, form or by any means, electronic or mechanical, including photocopying and microfilm, without permission in writing from PCTEST If you have any questions about this international copyright or have an enquiry about obtaining additional rights to this report or assembly of contents thereof, please contact INFO@PCTEST.COM.

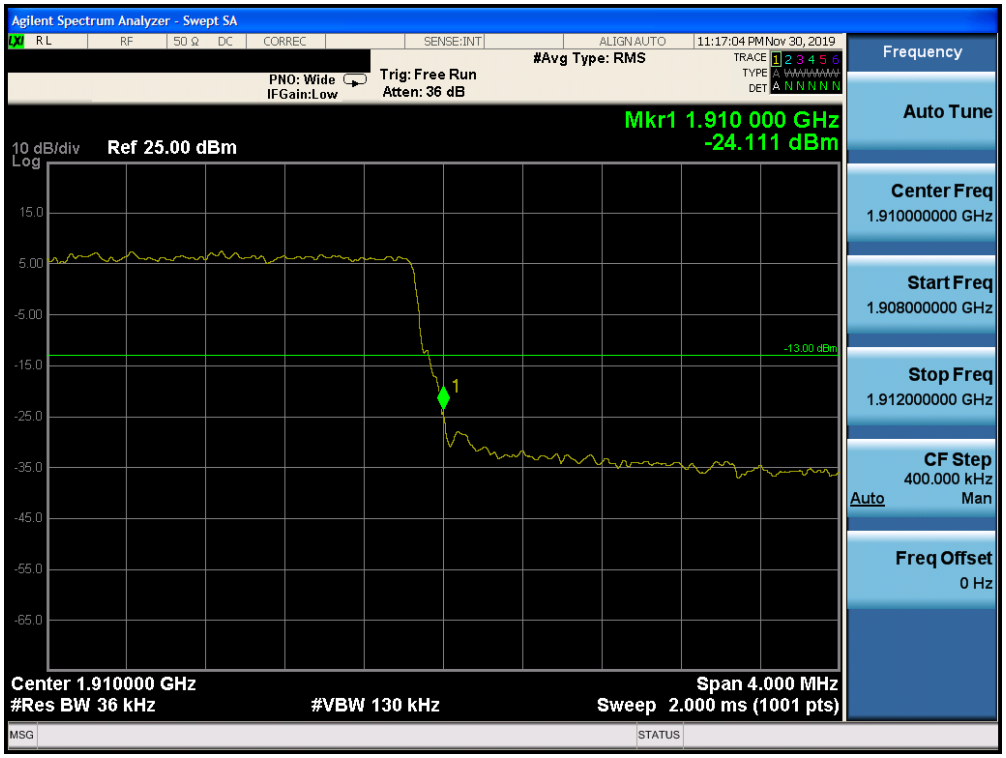

Plot 7-259. Upper Band Edge Plot (Band 2 – 3.0MHz QPSK – RB Size 15)

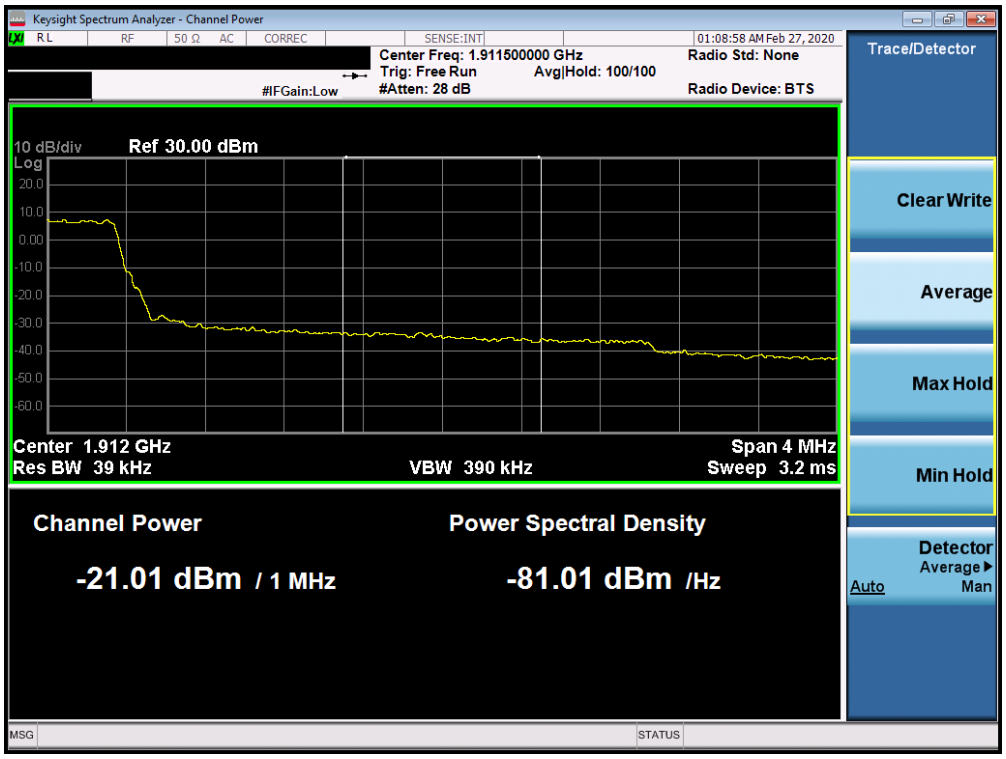

Plot 7-260. Upper Extended Band Edge Plot (Band 2 – 3.0MHz QPSK – RB Size 15)

© 2020 PCTEST
All rights reserved. Unless otherwise specified, no part of this report may be reproduced or utilized in any part, form or by any means, electronic or mechanical, including photocopying and microfilm, without permission in writing from PCTEST If you have any questions about this international copyright or have an enquiry about obtaining additional rights to this report or assembly of contents thereof, please contact INFO@PCTEST.COM.

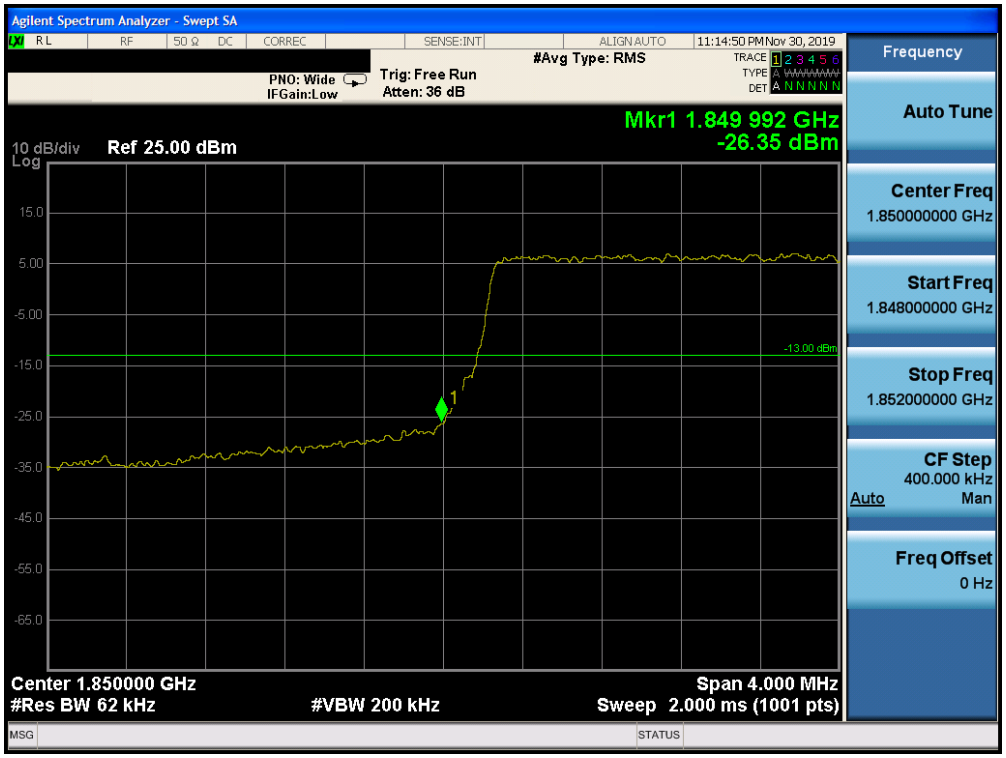

Plot 7-261. Lower Band Edge Plot (Band 2 – 5.0MHz QPSK – RB Size 25)

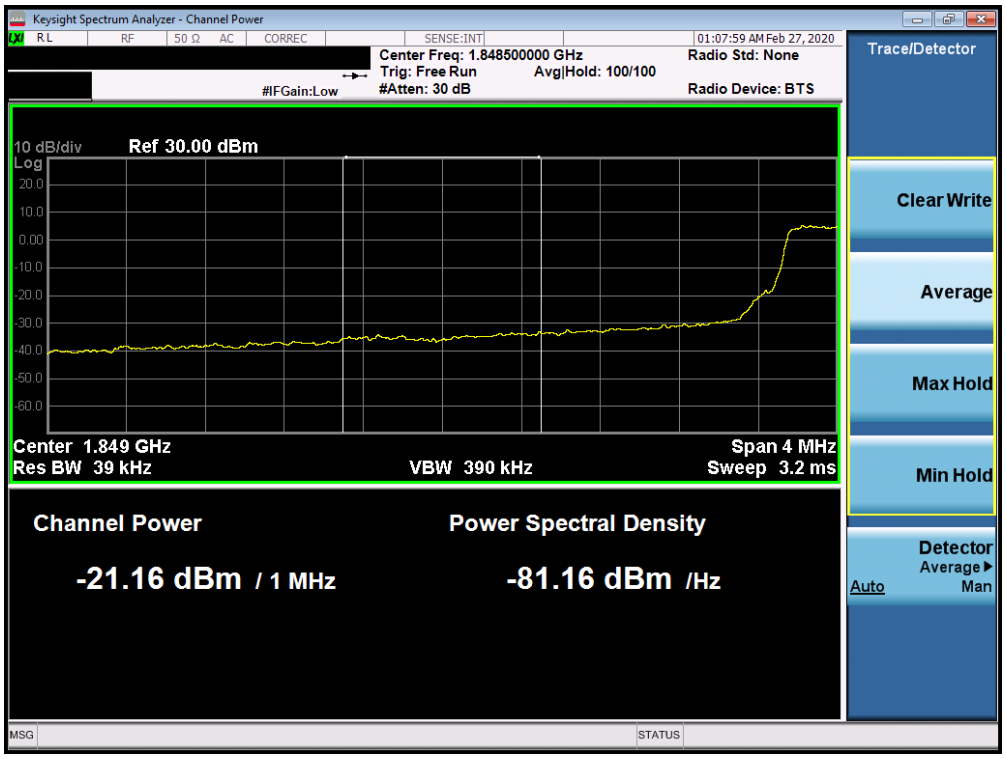

Plot 7-262. Lower Extended Band Edge Plot (Band 2 – 5.0MHz QPSK – RB Size 25)

© 2020 PCTEST
All rights reserved. Unless otherwise specified, no part of this report may be reproduced or utilized in any part, form or by any means, electronic or mechanical, including photocopying and microfilm, without permission in writing from PCTEST If you have any questions about this international copyright or have an enquiry about obtaining additional rights to this report or assembly of contents thereof, please contact INFO@PCTEST.COM.

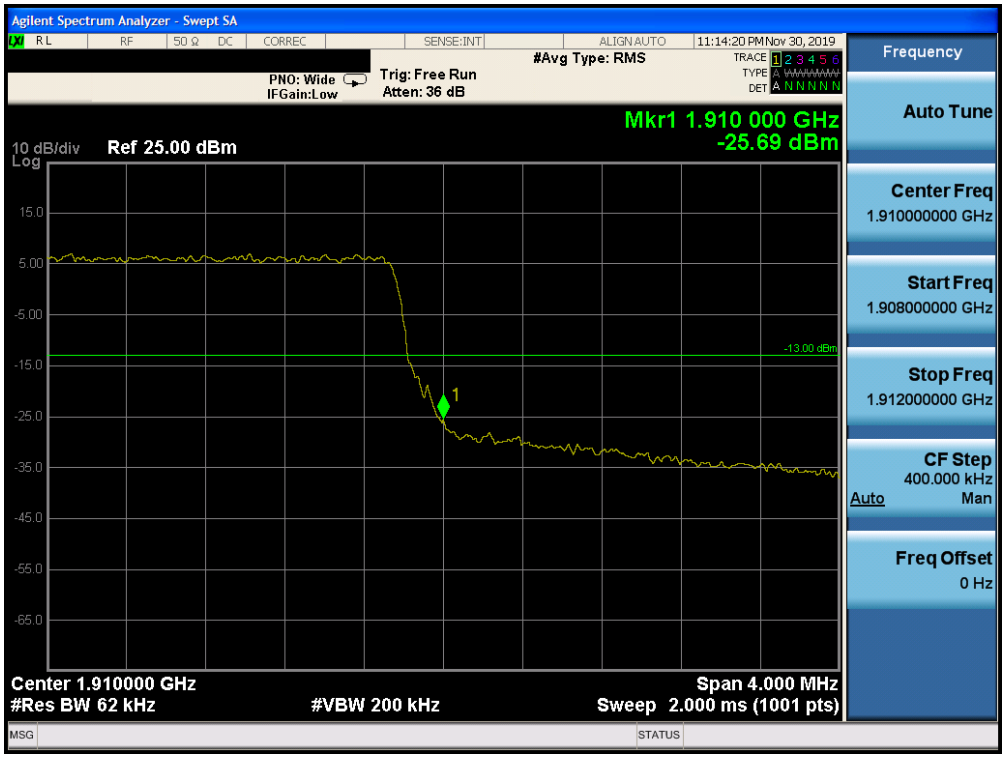

Plot 7-263. Upper Band Edge Plot (Band 2 – 5.0MHz QPSK – RB Size 25)

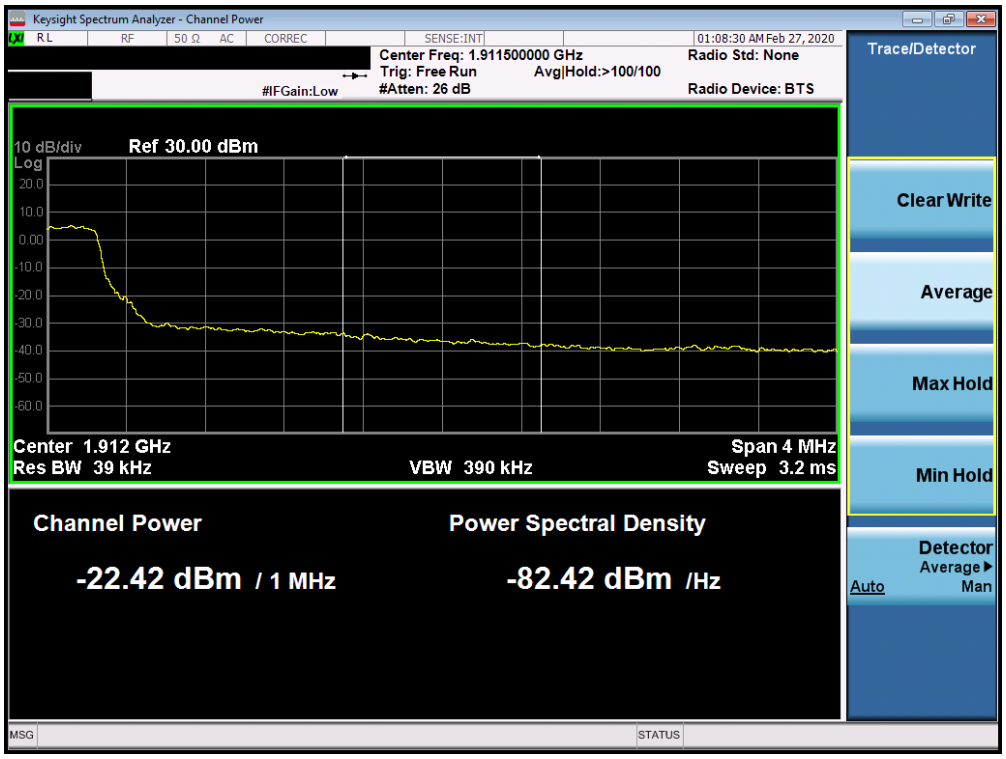

Plot 7-264. Upper Extended Band Edge Plot (Band 2 – 5.0MHz QPSK – RB Size 25)

© 2020 PCTEST
All rights reserved. Unless otherwise specified, no part of this report may be reproduced or utilized in any part, form or by any means, electronic or mechanical, including photocopying and microfilm, without permission in writing from PCTEST If you have any questions about this international copyright or have an enquiry about obtaining additional rights to this report or assembly of contents thereof, please contact INFO@PCTEST.COM.

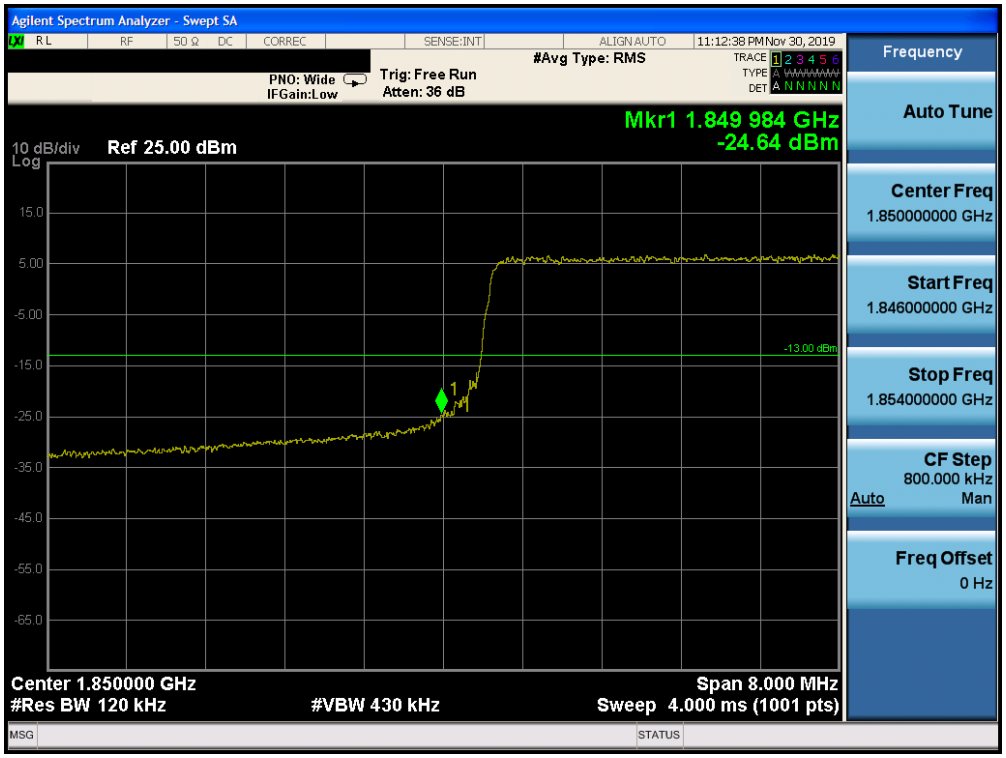

Plot 7-265. Lower Band Edge Plot (Band 2 – 10.0MHz QPSK – RB Size 50)

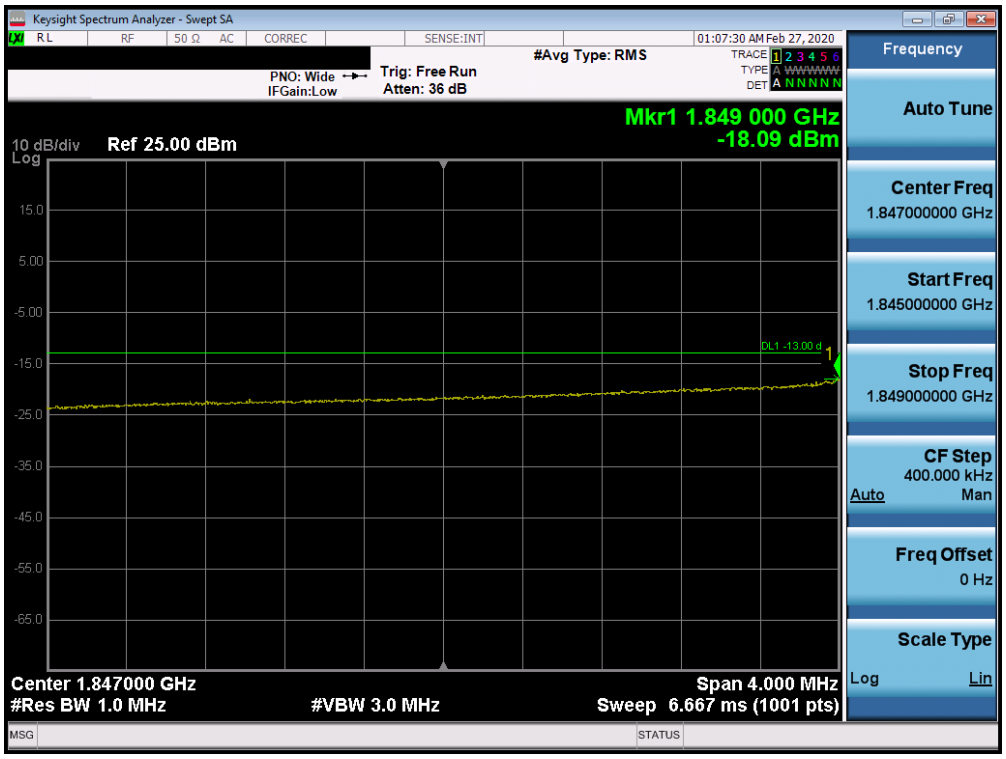

Plot 7-266. Lower Extended Band Edge Plot (Band 2 – 10.0MHz QPSK – RB Size 50)

© 2020 PCTEST
All rights reserved. Unless otherwise specified, no part of this report may be reproduced or utilized in any part, form or by any means, electronic or mechanical, including photocopying and microfilm, without permission in writing from PCTEST If you have any questions about this international copyright or have an enquiry about obtaining additional rights to this report or assembly of contents thereof, please contact INFO@PCTEST.COM.

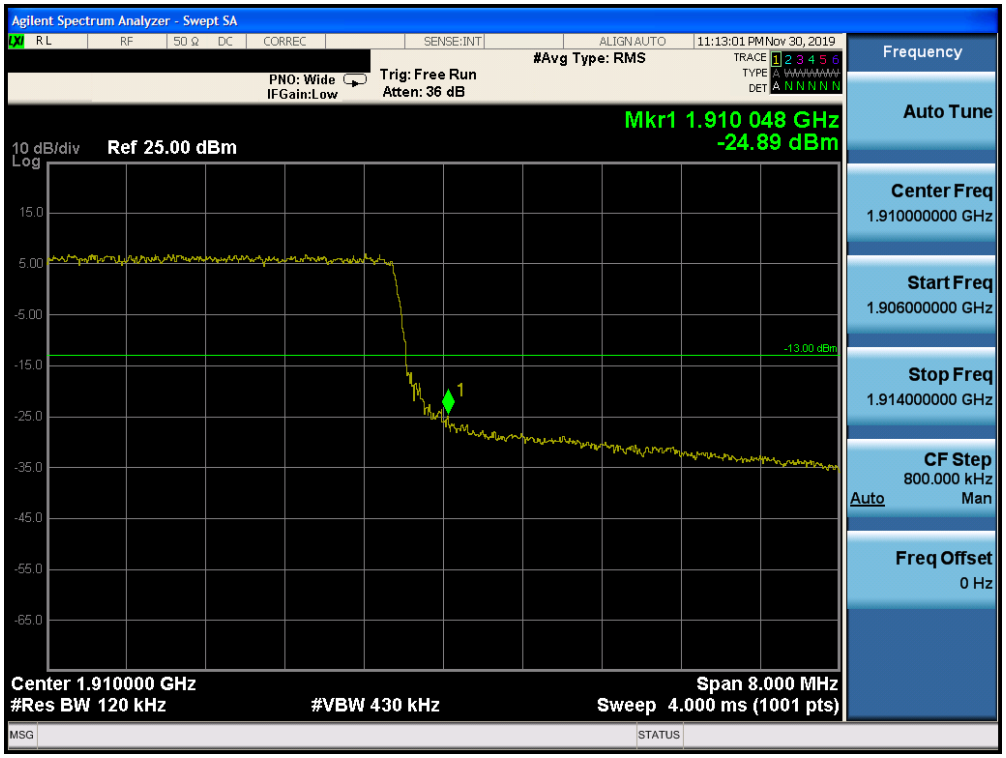

Plot 7-267. Upper Band Edge Plot (Band 2 – 10.0MHz QPSK – RB Size 50)

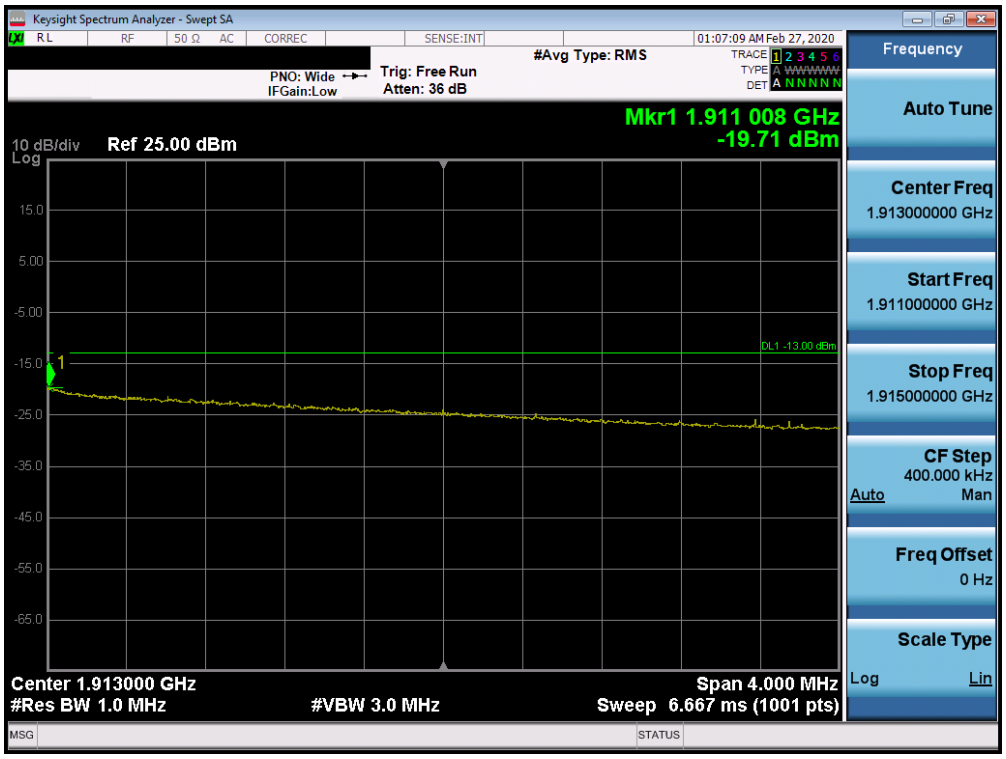

Plot 7-268. Upper Extended Band Edge Plot (Band 2 – 10.0MHz QPSK – RB Size 50)

© 2020 PCTEST
All rights reserved. Unless otherwise specified, no part of this report may be reproduced or utilized in any part, form or by any means, electronic or mechanical, including photocopying and microfilm, without permission in writing from PCTEST If you have any questions about this international copyright or have an enquiry about obtaining additional rights to this report or assembly of contents thereof, please contact INFO@PCTEST.COM.

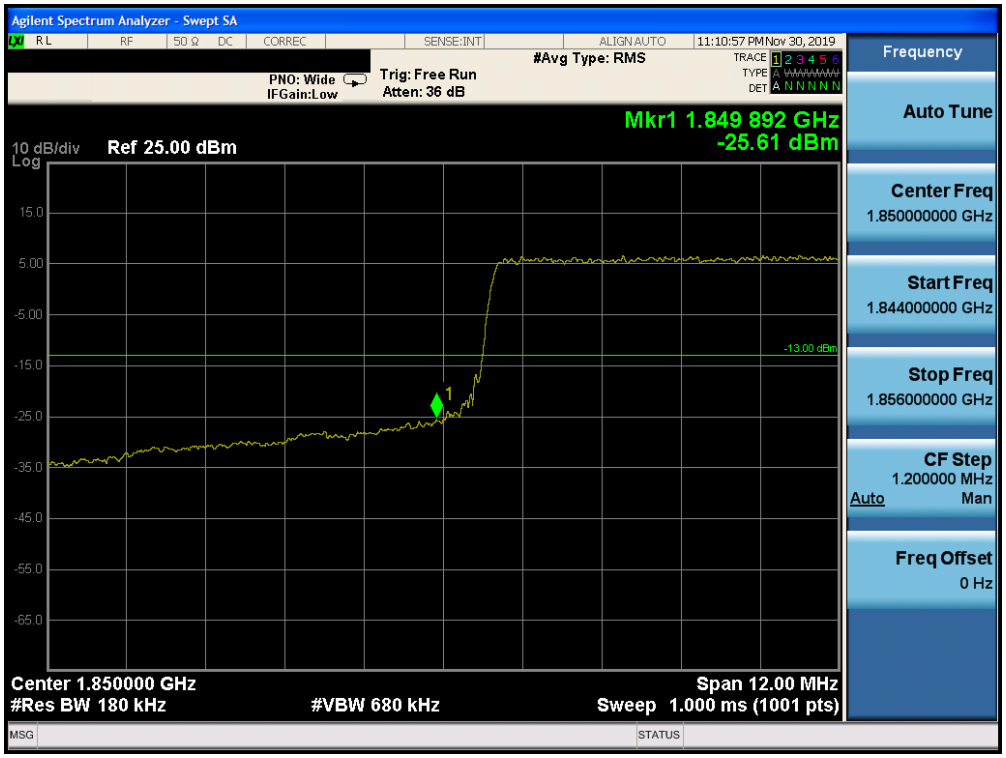

Plot 7-269. Lower Band Edge Plot (Band 2 – 15.0MHz QPSK – RB Size 75)

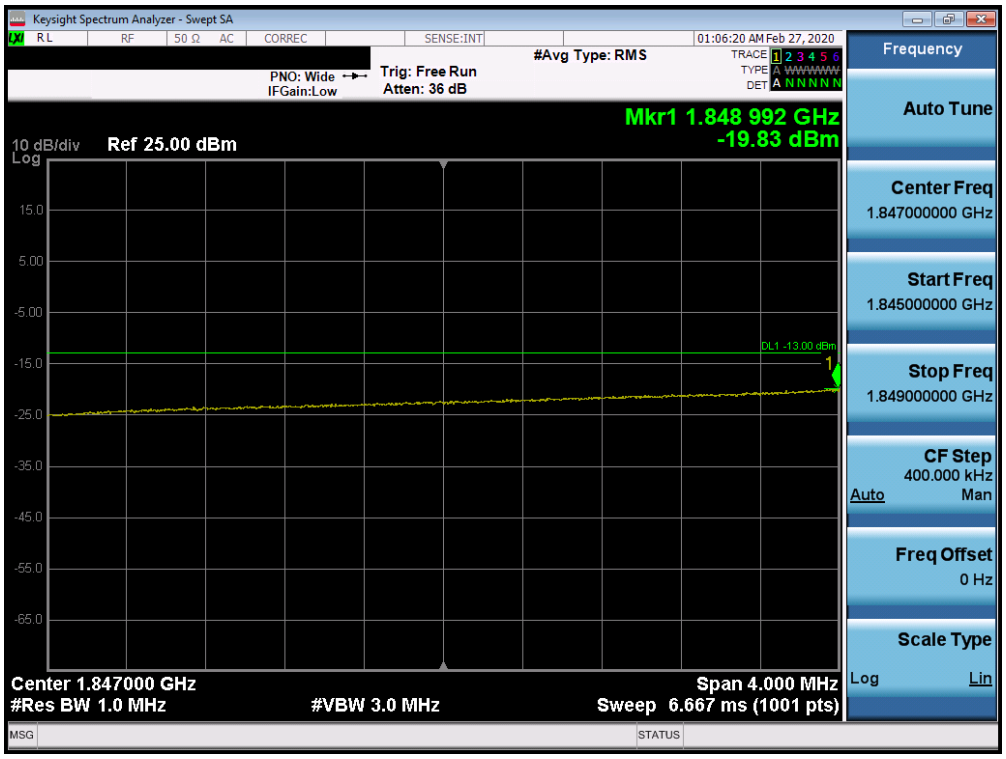

Plot 7-270. Lower Extended Band Edge Plot (Band 2 – 15.0MHz QPSK – RB Size 75)

© 2020 PCTEST
All rights reserved. Unless otherwise specified, no part of this report may be reproduced or utilized in any part, form or by any means, electronic or mechanical, including photocopying and microfilm, without permission in writing from PCTEST If you have any questions about this international copyright or have an enquiry about obtaining additional rights to this report or assembly of contents thereof, please contact INFO@PCTEST.COM.

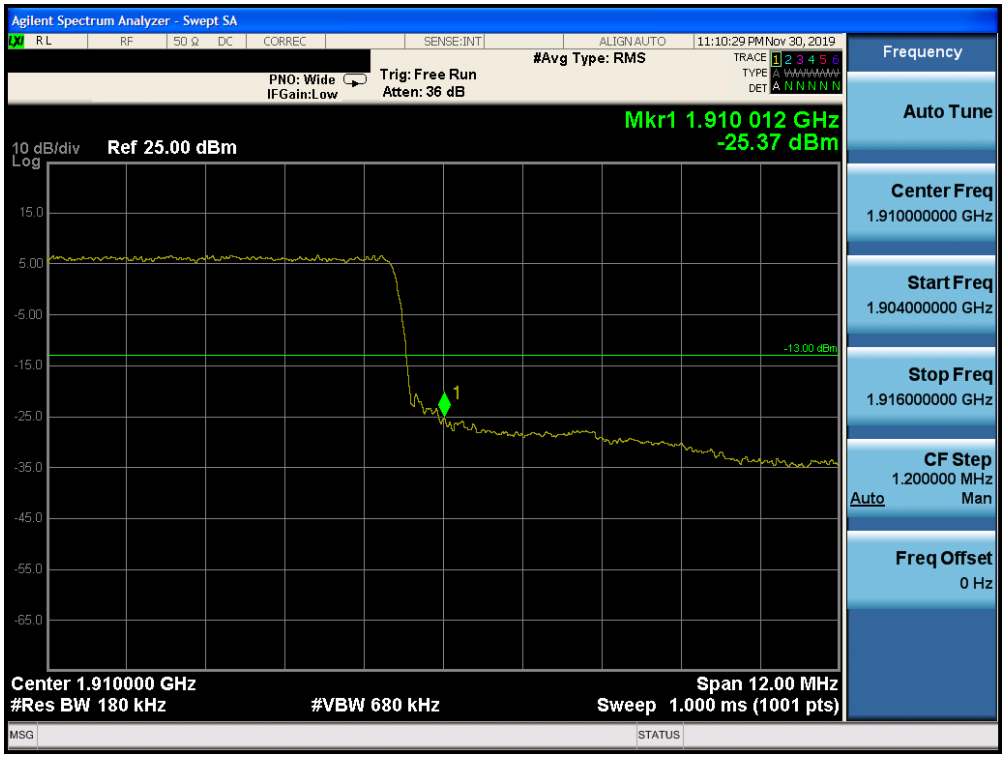

Plot 7-271. Upper Band Edge Plot (Band 2 – 15.0MHz QPSK – RB Size 75)

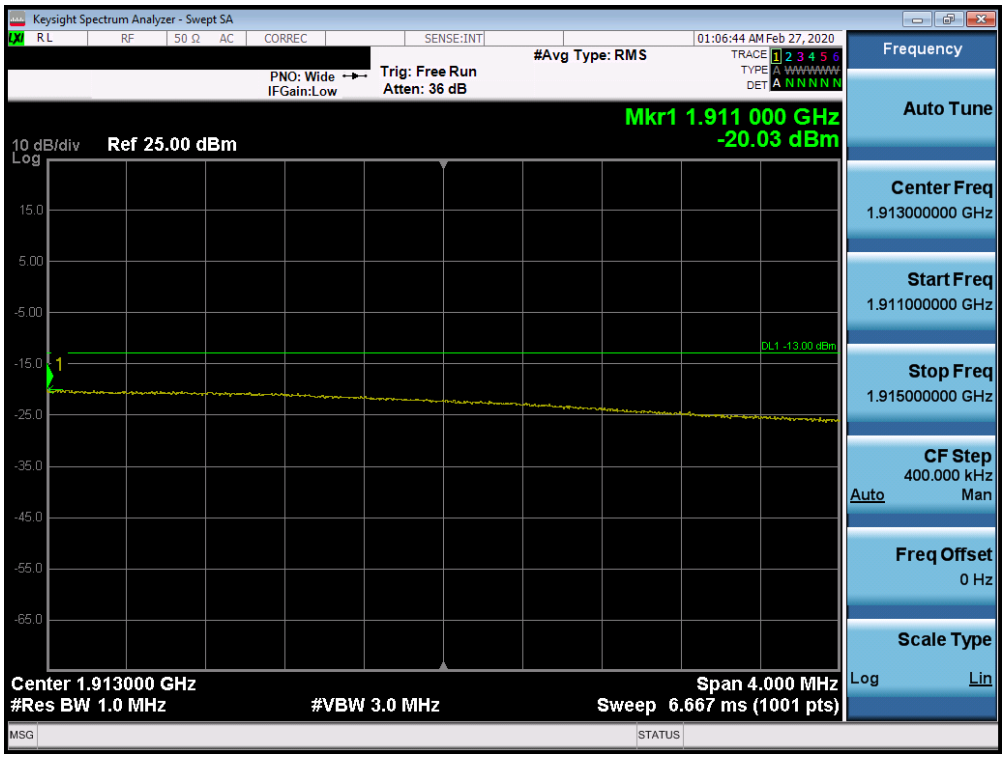

Plot 7-272. Upper Extended Band Edge Plot (Band 2 – 15.0MHz QPSK – RB Size 75)

© 2020 PCTEST V 9.0 02/01/2019

All rights reserved. Unless otherwise specified, no part of this report may be reproduced or utilized in any part, form or by any means, electronic or mechanical, including photocopying and microfilm, without permission in writing from PCTEST If you have any questions about this international copyright or have an enquiry about obtaining additional rights to this report or assembly of contents thereof, please contact INFO@PCTEST.COM.

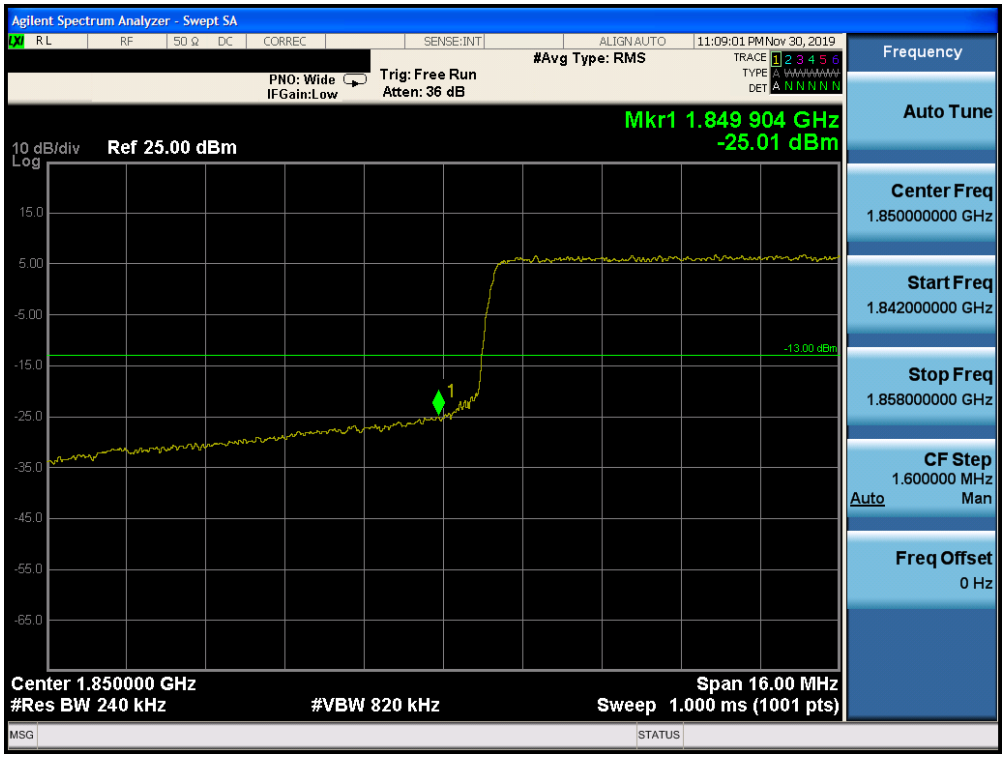

Plot 7-273. Lower Band Edge Plot (Band 2 – 20.0MHz QPSK – RB Size 100)

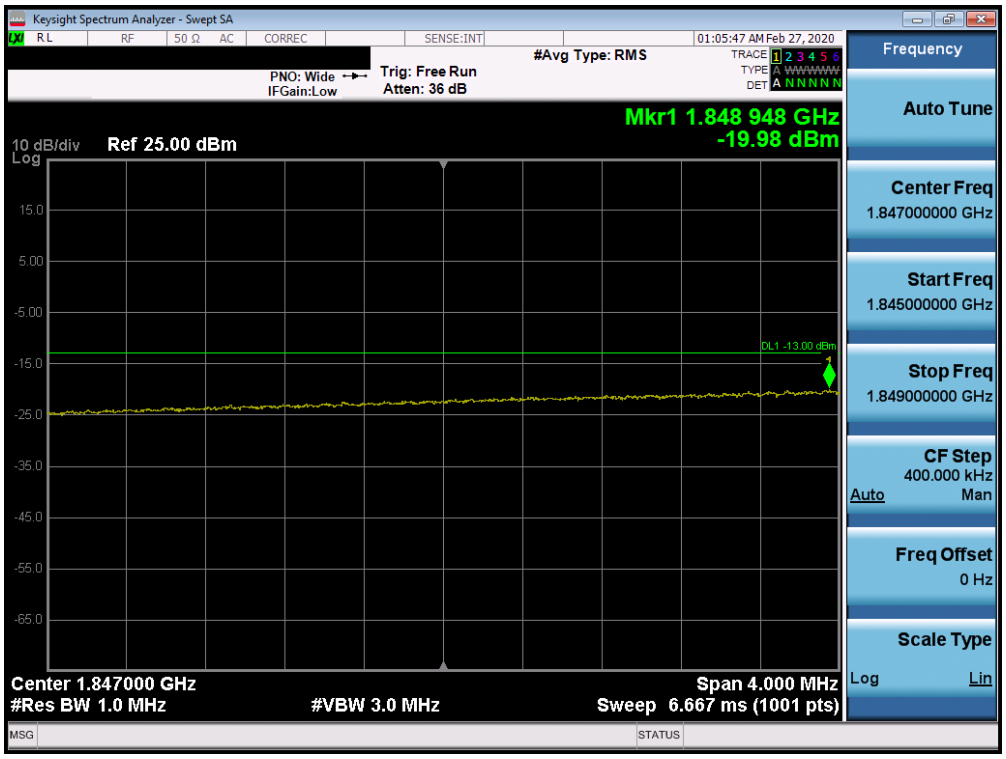

Plot 7-274. Lower Extended Band Edge Plot (Band 2 – 20.0MHz QPSK – RB Size 100)

© 2020 PCTEST
All rights reserved. Unless otherwise specified, no part of this report may be reproduced or utilized in any part, form or by any means, electronic or mechanical, including photocopying and microfilm, without permission in writing from PCTEST If you have any questions about this international copyright or have an enquiry about obtaining additional rights to this report or assembly of contents thereof, please contact INFO@PCTEST.COM.

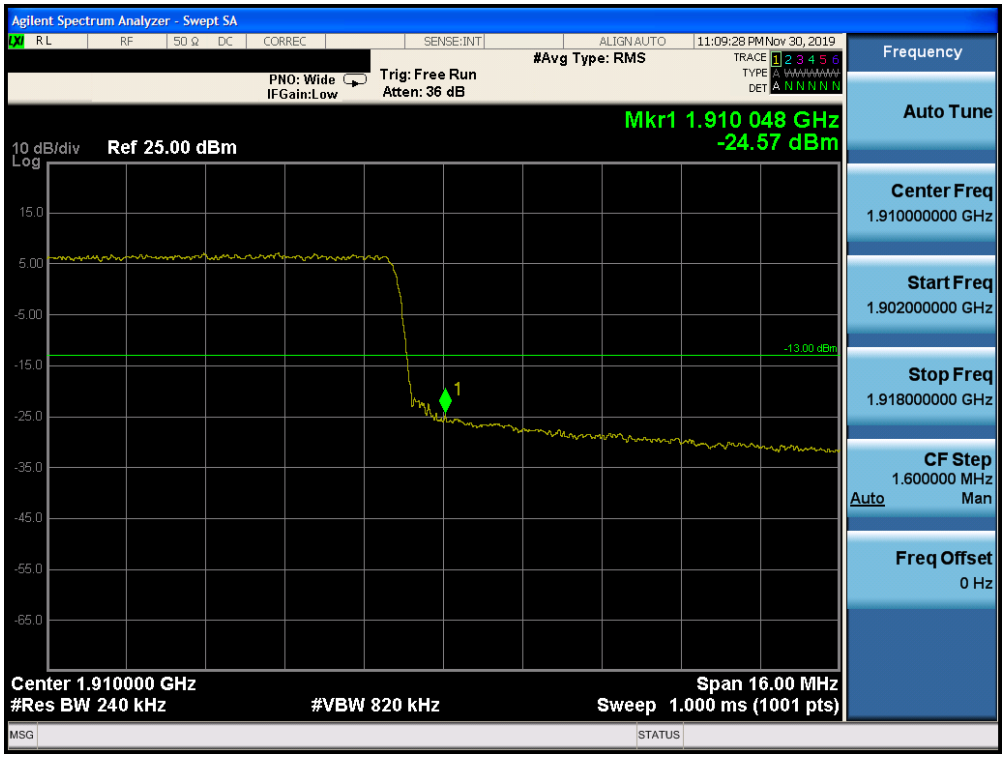

Plot 7-275. Upper Band Edge Plot (Band 2 – 20.0MHz QPSK – RB Size 100)

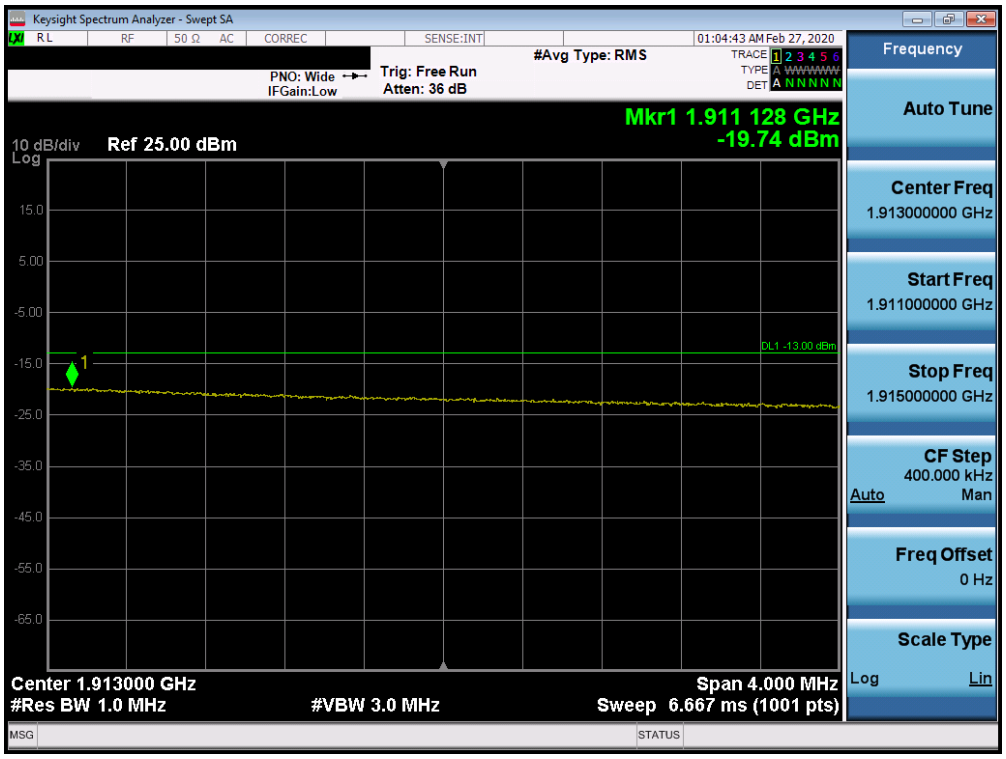

Plot 7-276. Upper Extended Band Edge Plot (Band 2 – 20.0MHz QPSK – RB Size 100)

© 2020 PCTEST
All rights reserved. Unless otherwise specified, no part of this report may be reproduced or utilized in any part, form or by any means, electronic or mechanical, including photocopying and microfilm, without permission in writing from PCTEST If you have any questions about this international copyright or have an enquiry about obtaining additional rights to this report or assembly of contents thereof, please contact INFO@PCTEST.COM.

Band 25

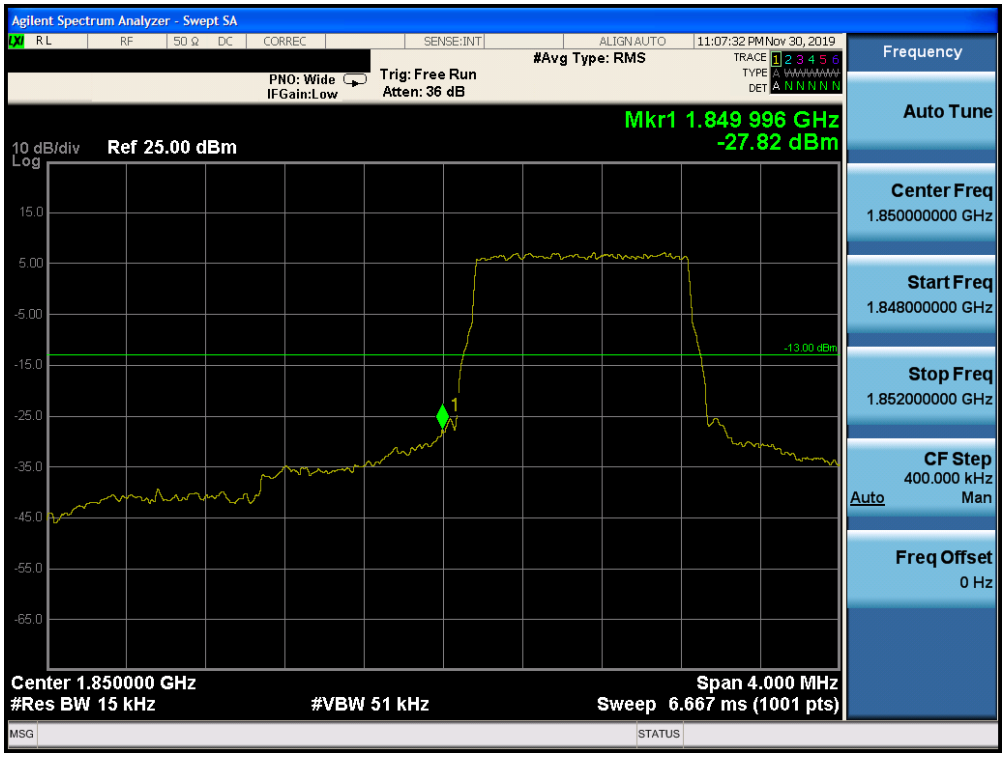

Plot 7-277. Lower Band Edge Plot (Band 25 – 1.4MHz QPSK – RB Size 6)

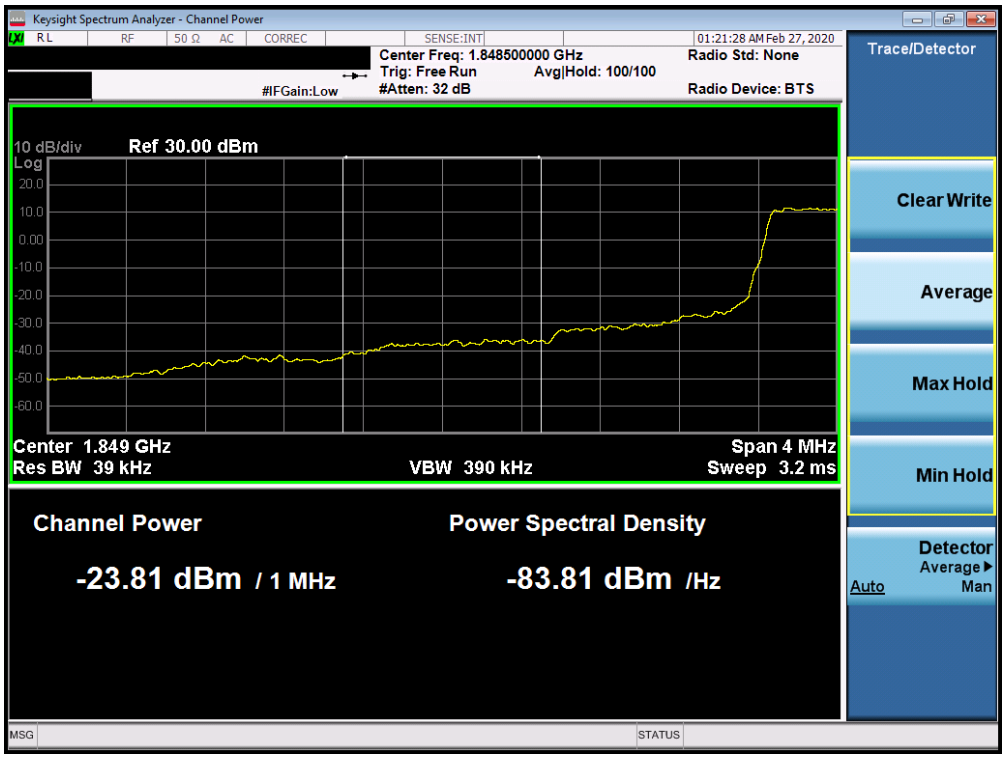

Plot 7-278. Lower Extended Band Edge Plot (Band 25 – 1.4MHz QPSK – RB Size 6)

© 2020 PCTEST
All rights reserved. Unless otherwise specified, no part of this report may be reproduced or utilized in any part, form or by any means, electronic or mechanical, including photocopying and microfilm, without permission in writing from PCTEST If you have any questions about this international copyright or have an enquiry about obtaining additional rights to this report or assembly of contents thereof, please contact INFO@PCTEST.COM.

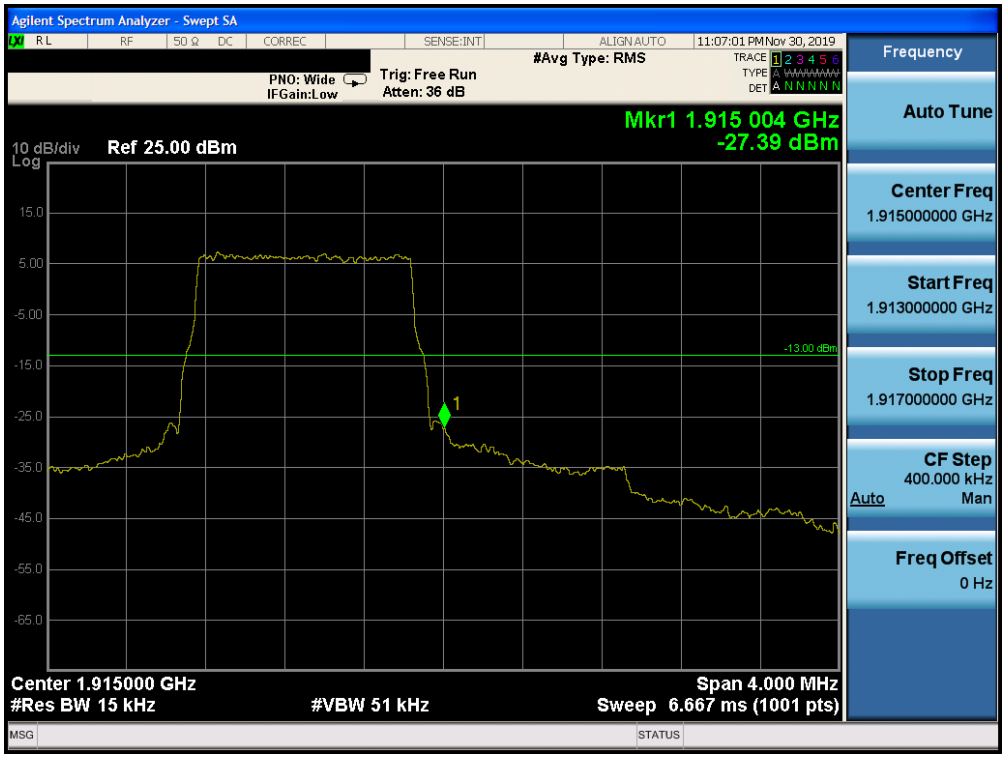

Plot 7-279. Upper Band Edge Plot (Band 25 – 1.4MHz QPSK – RB Size 6)

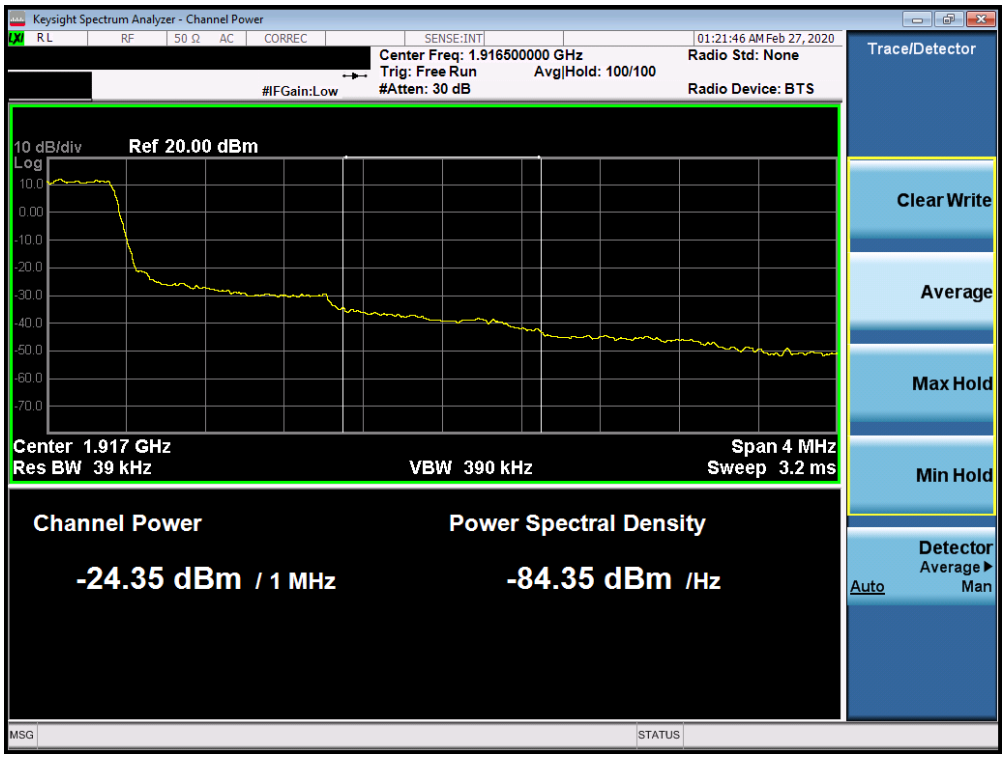

Plot 7-280. Upper Extended Band Edge Plot (Band 25 – 1.4MHz QPSK – RB Size 6)

© 2020 PCTEST
All rights reserved. Unless otherwise specified, no part of this report may be reproduced or utilized in any part, form or by any means, electronic or mechanical, including photocopying and microfilm, without permission in writing from PCTEST If you have any questions about this international copyright or have an enquiry about obtaining additional rights to this report or assembly of contents thereof, please contact INFO@PCTEST.COM.

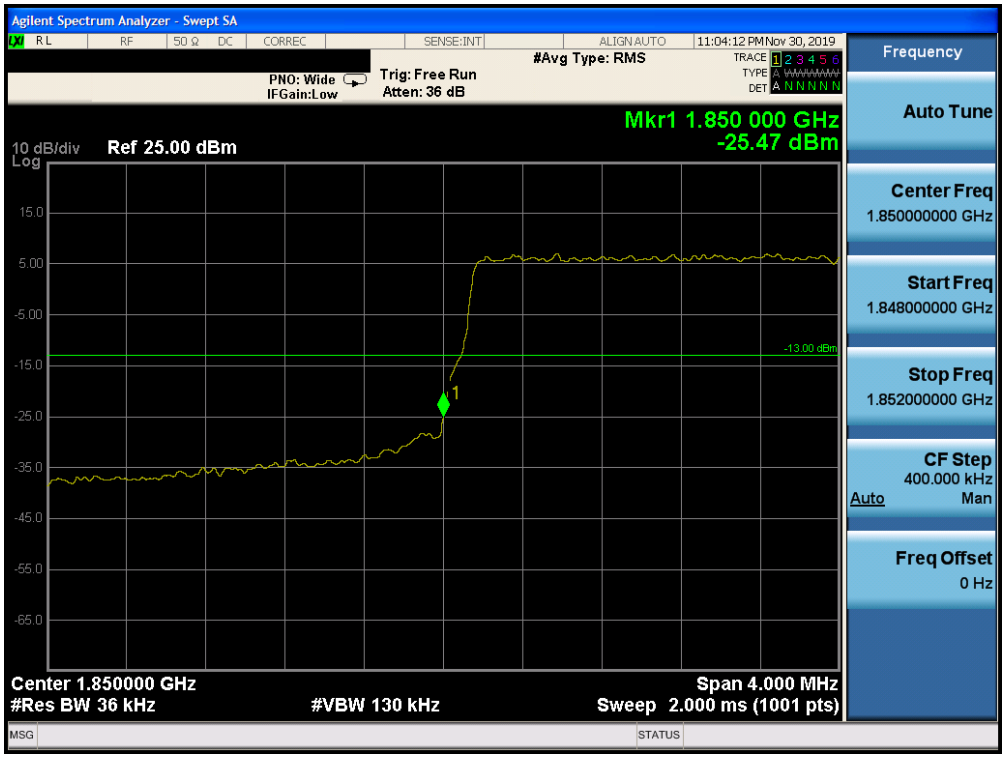

Plot 7-281. Lower Band Edge Plot (Band 25 – 3.0MHz QPSK – RB Size 15)

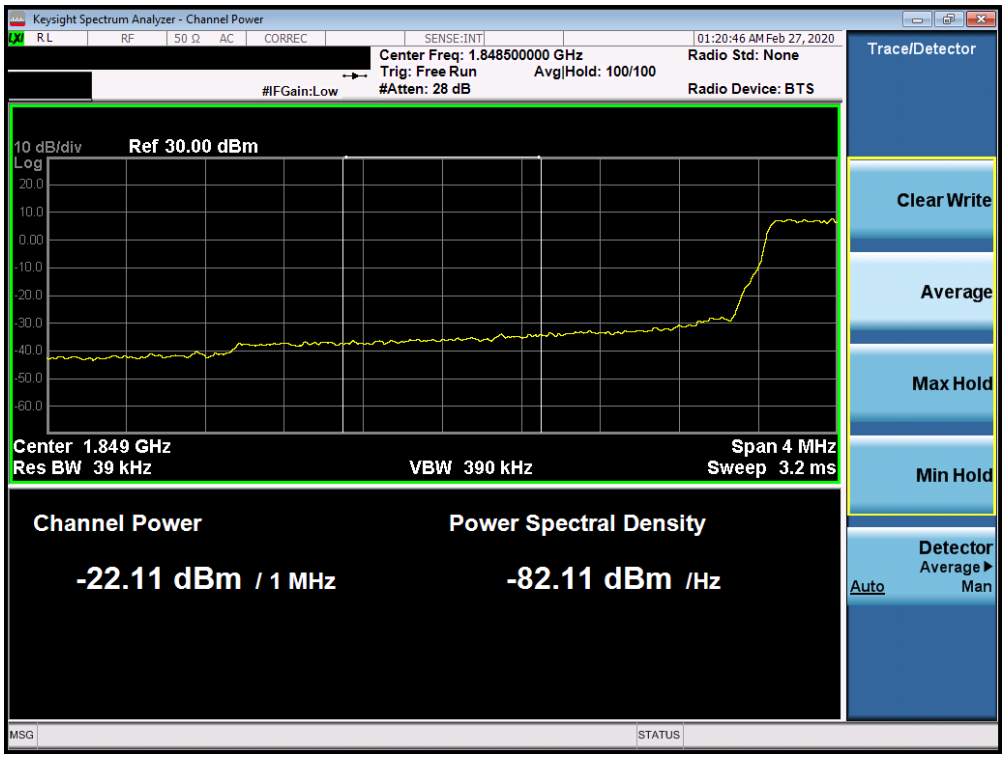

Plot 7-282. Lower Extended Band Edge Plot (Band 25 – 3.0MHz QPSK – RB Size 15)

© 2020 PCTEST
All rights reserved. Unless otherwise specified, no part of this report may be reproduced or utilized in any part, form or by any means, electronic or mechanical, including photocopying and microfilm, without permission in writing from PCTEST If you have any questions about this international copyright or have an enquiry about obtaining additional rights to this report or assembly of contents thereof, please contact INFO@PCTEST.COM.

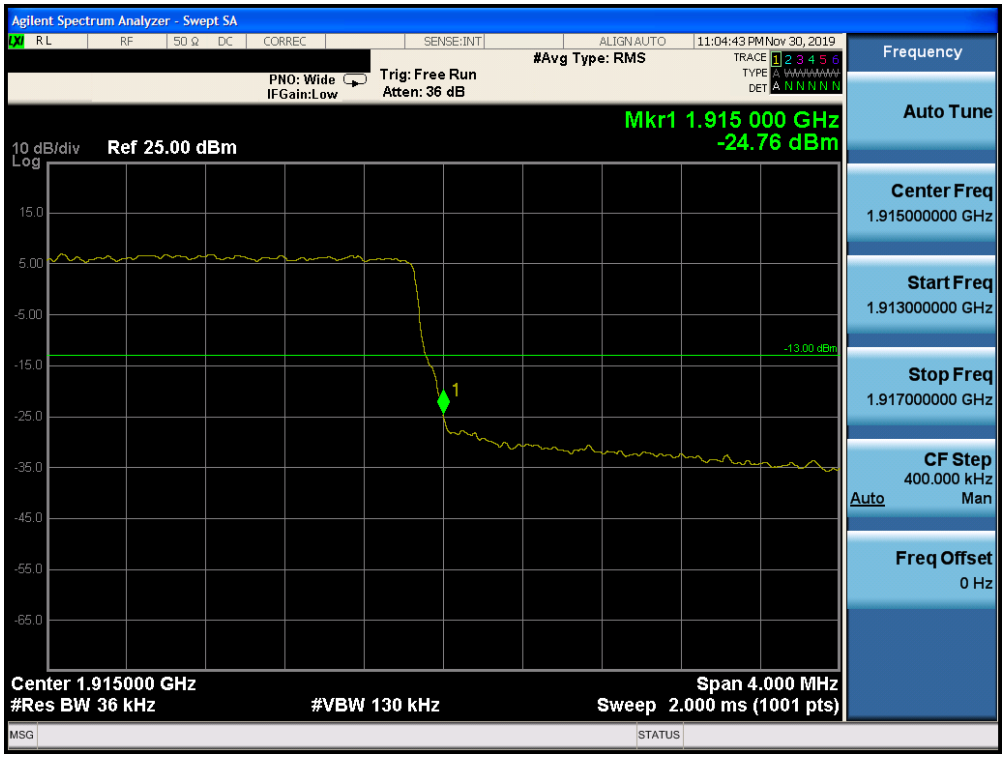

Plot 7-283. Upper Band Edge Plot (Band 25 – 3.0MHz QPSK – RB Size 15)

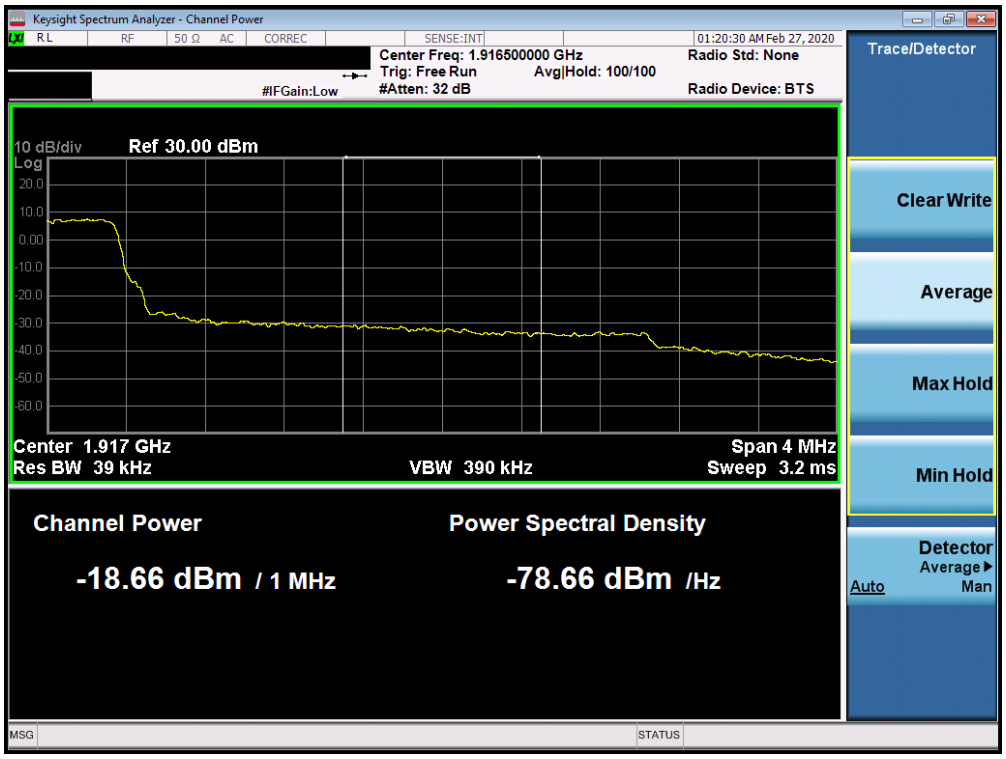

Plot 7-284. Upper Extended Band Edge Plot (Band 25 – 3.0MHz QPSK – RB Size 15)

© 2020 PCTEST
All rights reserved. Unless otherwise specified, no part of this report may be reproduced or utilized in any part, form or by any means, electronic or mechanical, including photocopying and microfilm, without permission in writing from PCTEST If you have any questions about this international copyright or have an enquiry about obtaining additional rights to this report or assembly of contents thereof, please contact INFO@PCTEST.COM.

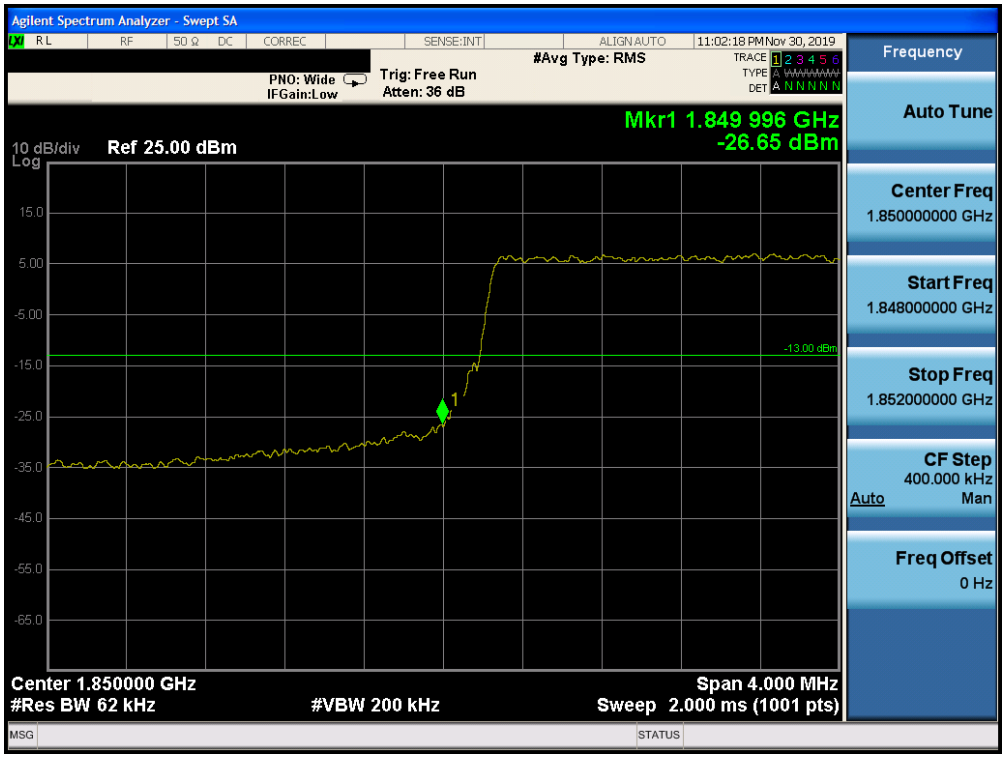

Plot 7-285. Lower Band Edge Plot (Band 25 – 5.0MHz QPSK – RB Size 25)

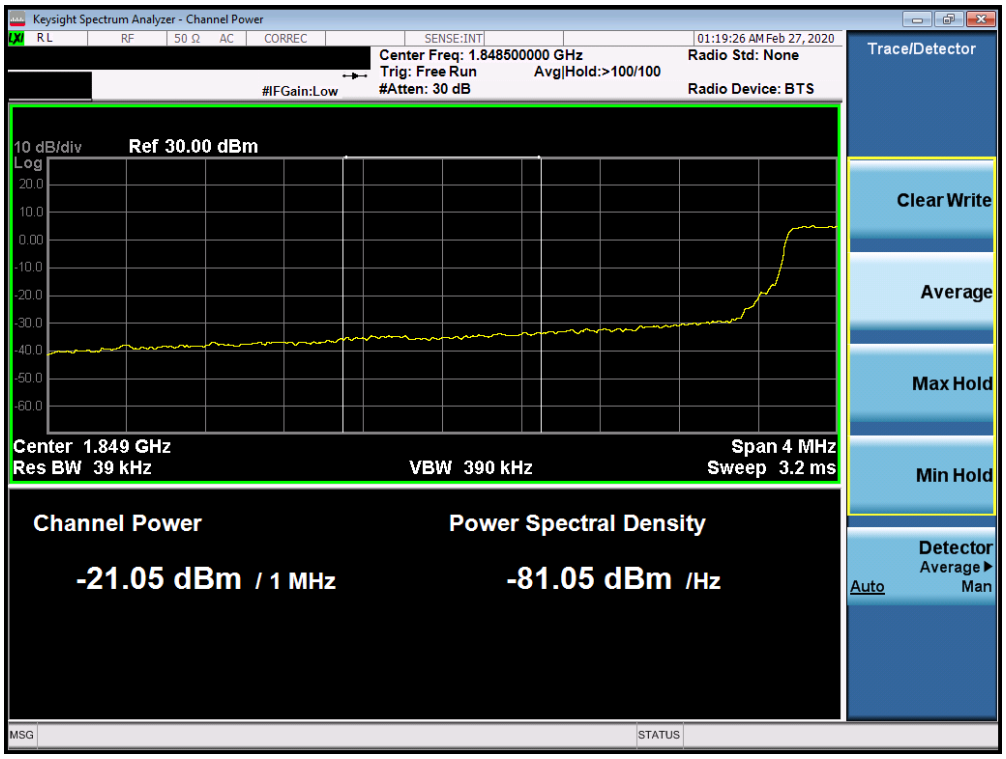

Plot 7-286. Lower Extended Band Edge Plot (Band 25 – 5.0MHz QPSK – RB Size 25)

© 2020 PCTEST
All rights reserved. Unless otherwise specified, no part of this report may be reproduced or utilized in any part, form or by any means, electronic or mechanical, including photocopying and microfilm, without permission in writing from PCTEST If you have any questions about this international copyright or have an enquiry about obtaining additional rights to this report or assembly of contents thereof, please contact INFO@PCTEST.COM.

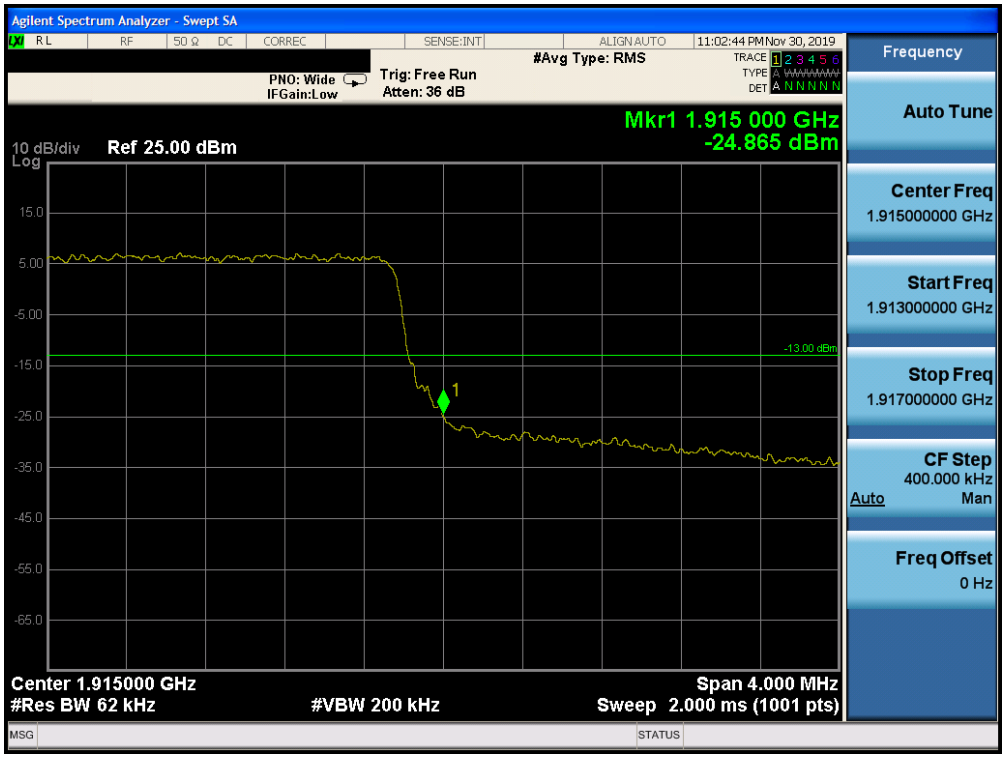

Plot 7-287. Upper Band Edge Plot (Band 25 – 5.0MHz QPSK – RB Size 25)

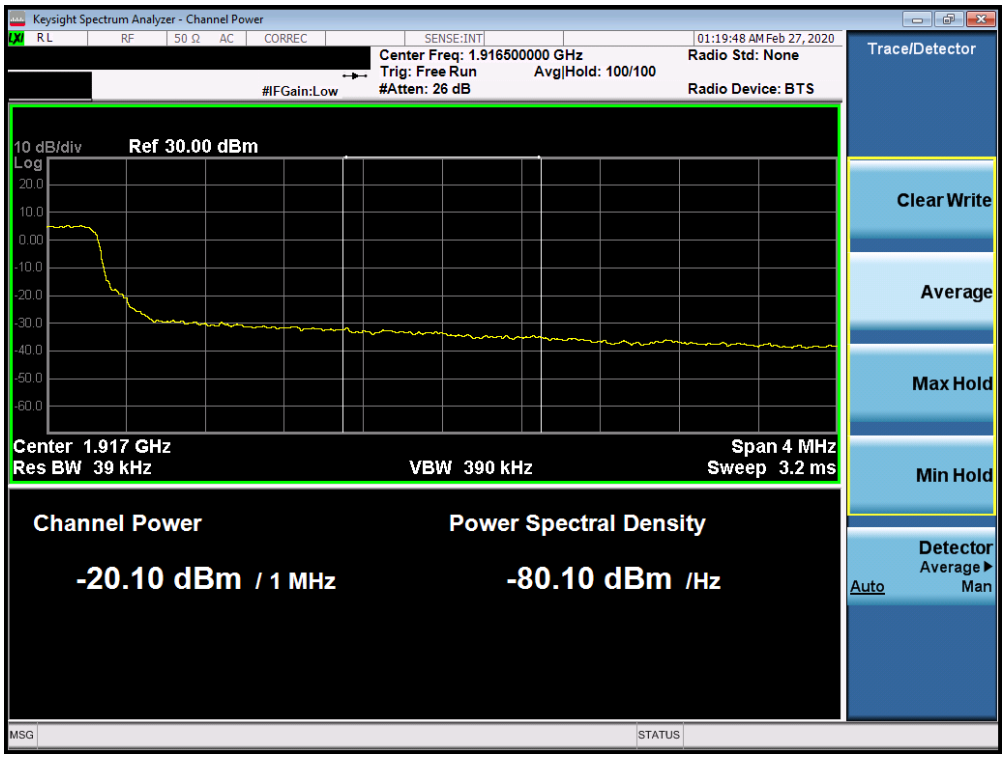

Plot 7-288. Upper Extended Band Edge Plot (Band 25 – 5.0MHz QPSK – RB Size 25)

© 2020 PCTEST
All rights reserved. Unless otherwise specified, no part of this report may be reproduced or utilized in any part, form or by any means, electronic or mechanical, including photocopying and microfilm, without permission in writing from PCTEST If you have any questions about this international copyright or have an enquiry about obtaining additional rights to this report or assembly of contents thereof, please contact INFO@PCTEST.COM.

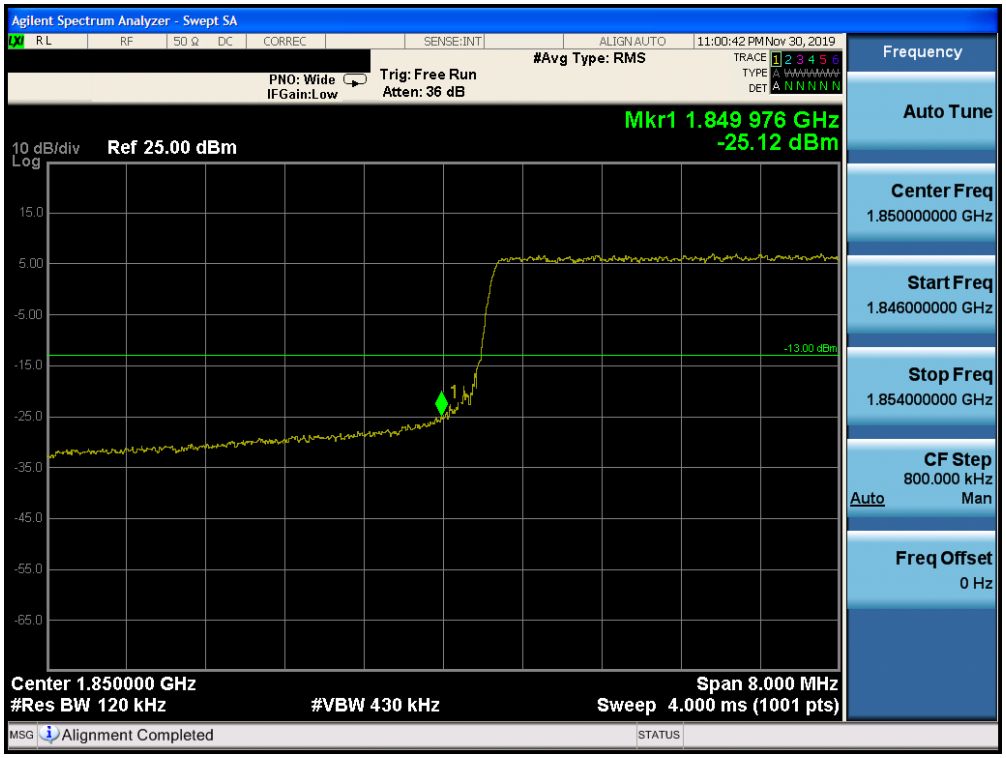

Plot 7-289. Lower Band Edge Plot (Band 25 – 10.0MHz QPSK – RB Size 50)

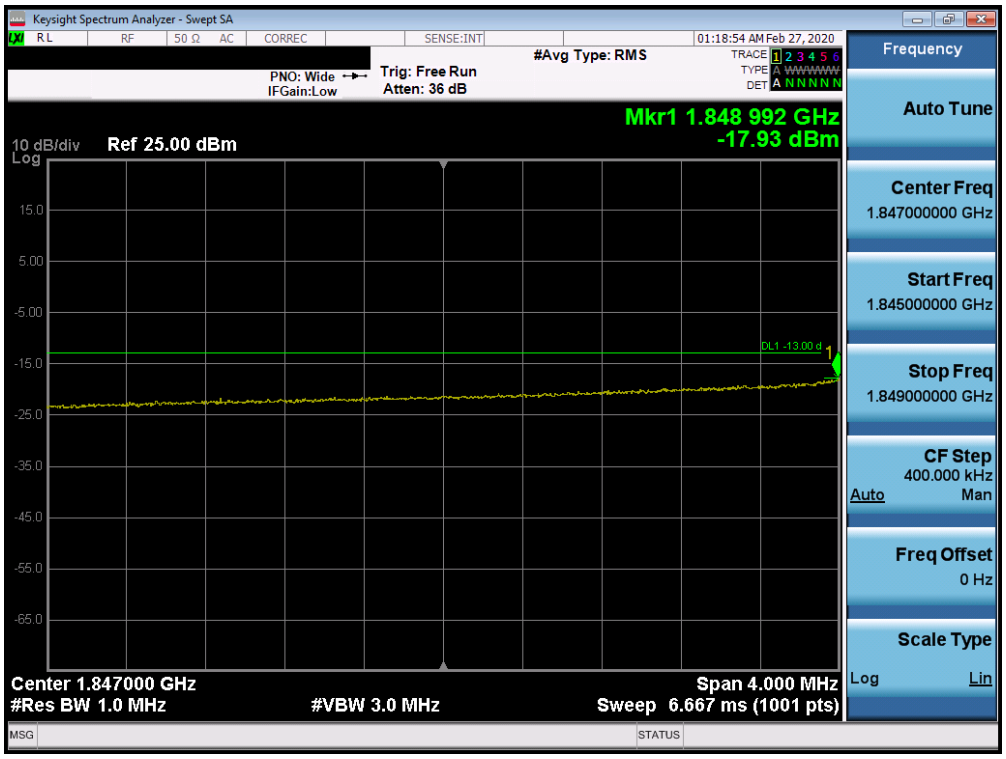

Plot 7-290. Lower Extended Band Edge Plot (Band 25 – 10.0MHz QPSK – RB Size 50)

© 2020 PCTEST V 9.0 02/01/2019
All rights reserved. Unless otherwise specified, no part of this report may be reproduced or utilized in any part, form or by any means, electronic or mechanical, including photocopying and microfilm, without permission in writing from PCTEST If you have any questions about this international copyright or have an enquiry about obtaining additional rights to this report or assembly of contents thereof, please contact INFO@PCTEST.COM.

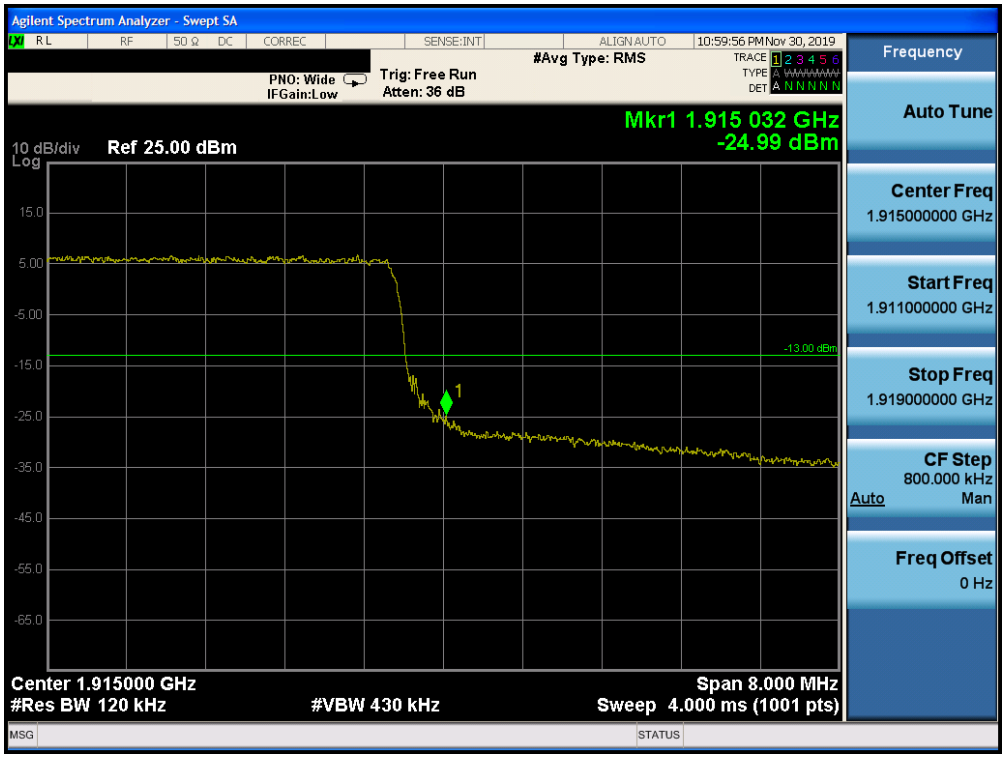

Plot 7-291. Upper Band Edge Plot (Band 25 – 10.0MHz QPSK – RB Size 50)

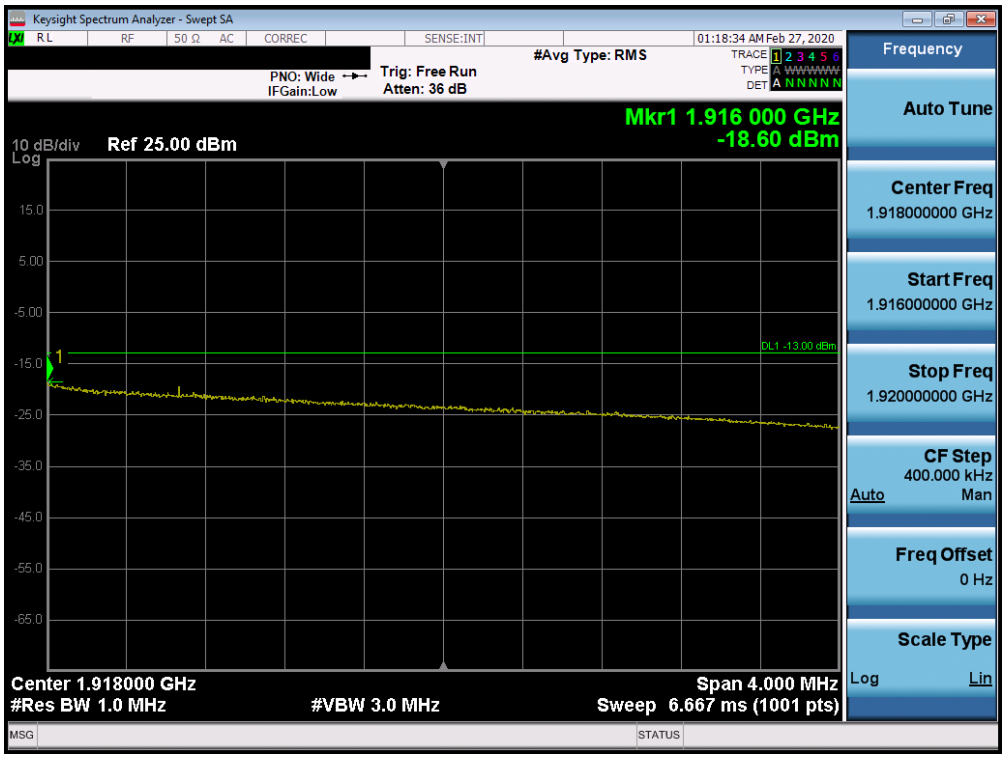

Plot 7-292. Upper Extended Band Edge Plot (Band 25 – 10.0MHz QPSK – RB Size 50)

© 2020 PCTEST
All rights reserved. Unless otherwise specified, no part of this report may be reproduced or utilized in any part, form or by any means, electronic or mechanical, including photocopying and microfilm, without permission in writing from PCTEST If you have any questions about this international copyright or have an enquiry about obtaining additional rights to this report or assembly of contents thereof, please contact INFO@PCTEST.COM.

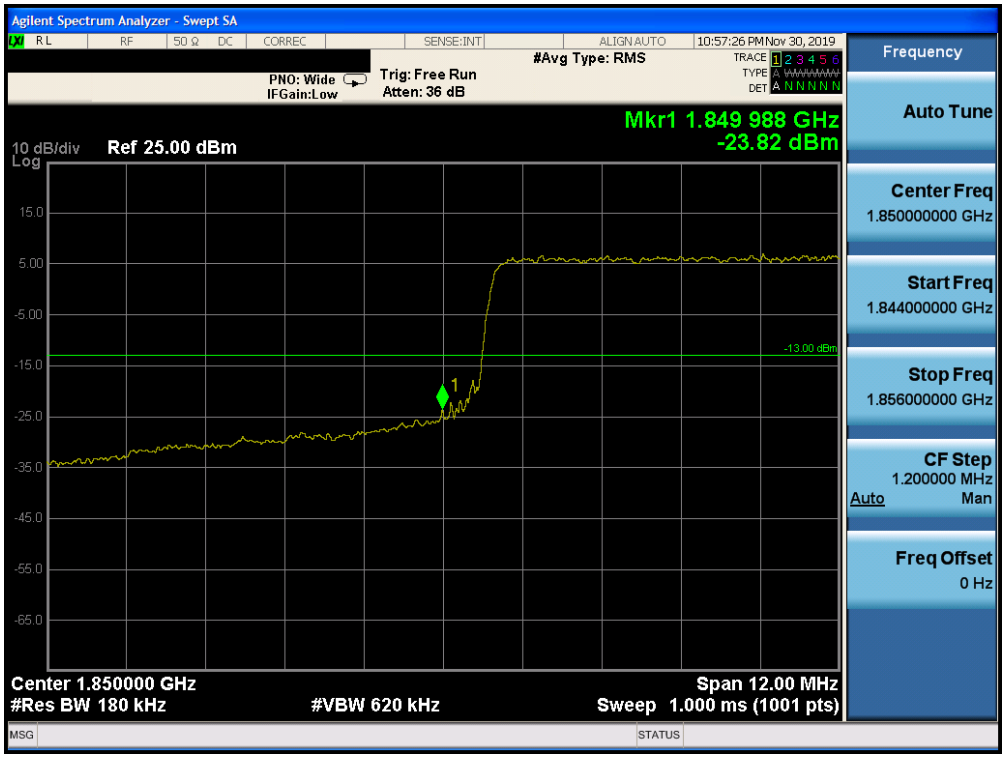

Plot 7-293. Lower Band Edge Plot (Band 25 – 15.0MHz QPSK – RB Size 75)

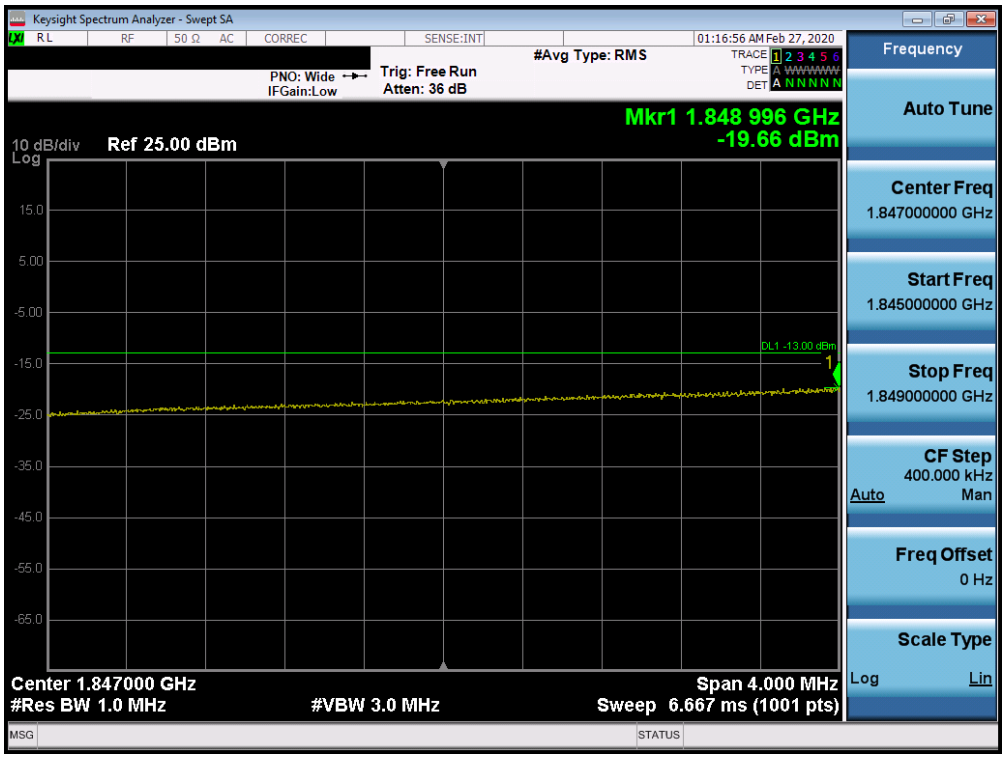

Plot 7-294. Lower Extended Band Edge Plot (Band 25 – 15.0MHz QPSK – RB Size 75)

© 2020 PCTEST
All rights reserved. Unless otherwise specified, no part of this report may be reproduced or utilized in any part, form or by any means, electronic or mechanical, including photocopying and microfilm, without permission in writing from PCTEST If you have any questions about this international copyright or have an enquiry about obtaining additional rights to this report or assembly of contents thereof, please contact INFO@PCTEST.COM.

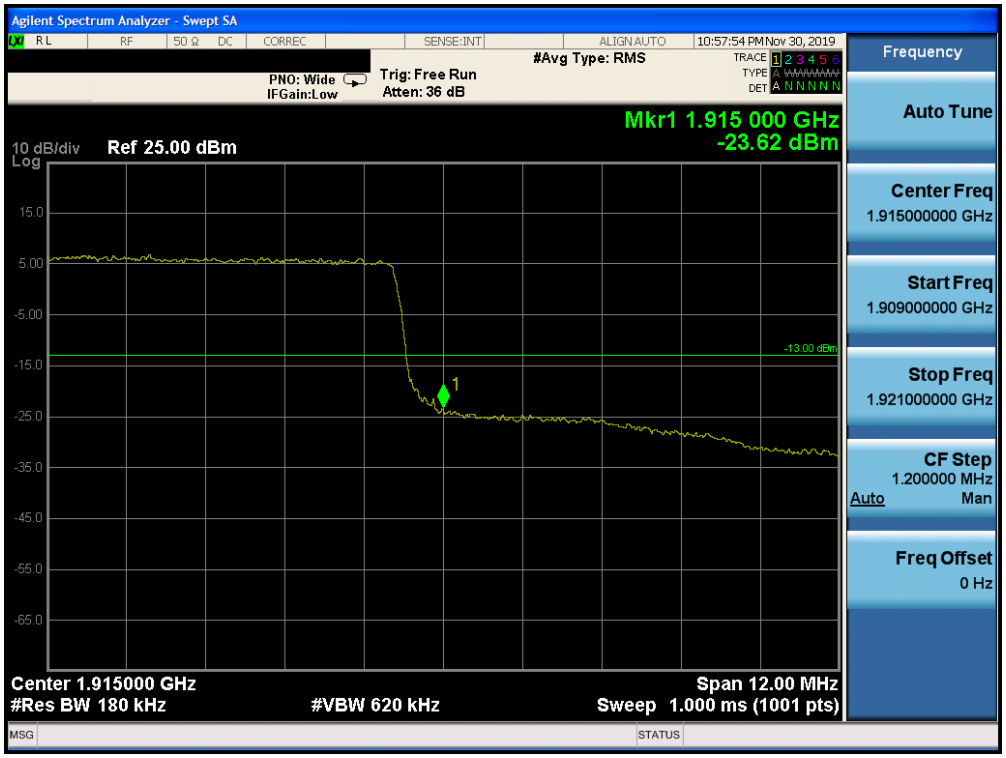

Plot 7-295. Upper Band Edge Plot (Band 25 – 15.0MHz QPSK – RB Size 75)

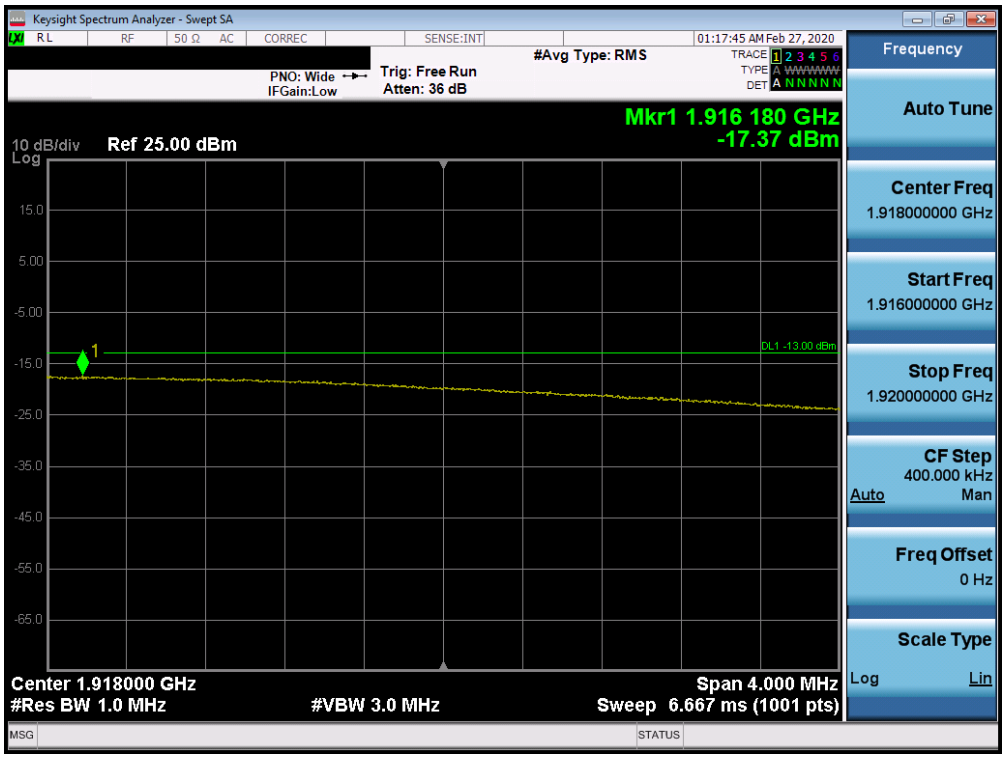

Plot 7-296. Upper Extended Band Edge Plot (Band 25 – 15.0MHz QPSK – RB Size 75)

© 2020 PCTEST
All rights reserved. Unless otherwise specified, no part of this report may be reproduced or utilized in any part, form or by any means, electronic or mechanical, including photocopying and microfilm, without permission in writing from PCTEST If you have any questions about this international copyright or have an enquiry about obtaining additional rights to this report or assembly of contents thereof, please contact INFO@PCTEST.COM.

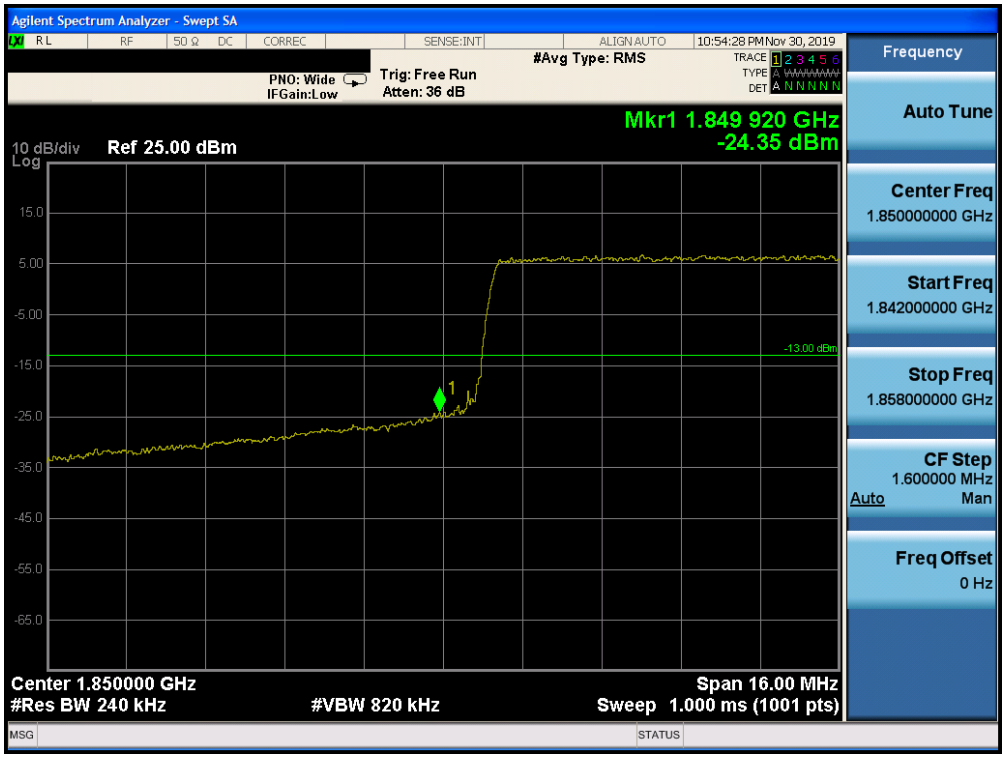

Plot 7-297. Lower Band Edge Plot (Band 25 – 20.0MHz QPSK – RB Size 100)

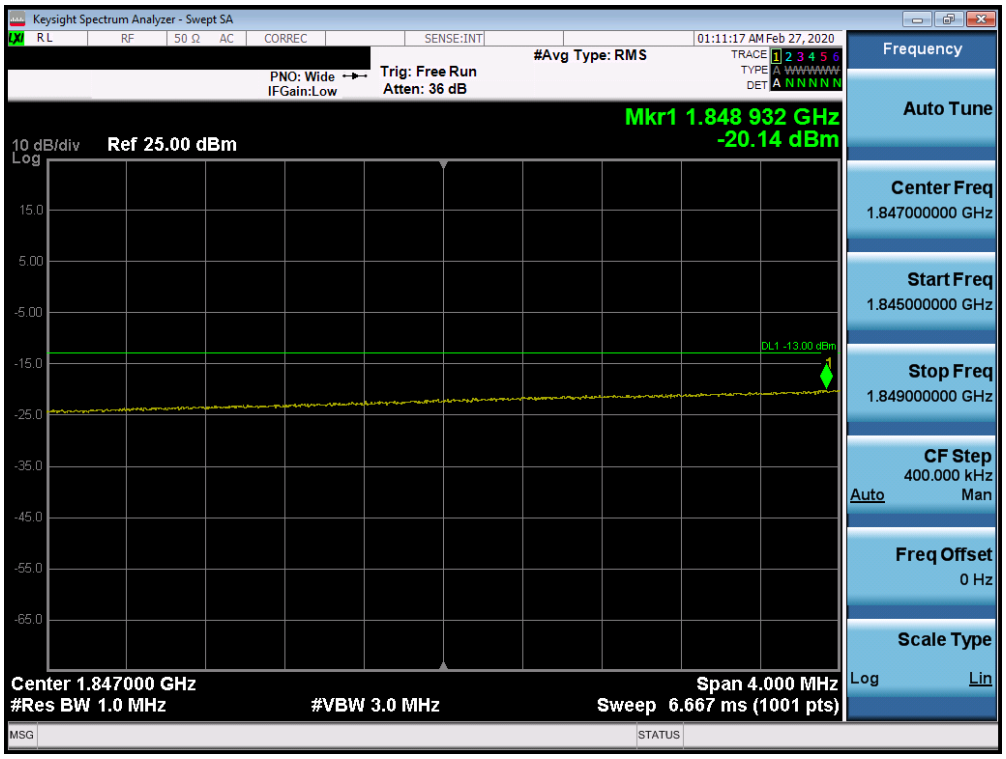

Plot 7-298. Lower Extended Band Edge Plot (Band 25 – 20.0MHz QPSK – RB Size 100)

© 2020 PCTEST V 9.0 02/01/2019

All rights reserved. Unless otherwise specified, no part of this report may be reproduced or utilized in any part, form or by any means, electronic or mechanical, including photocopying and microfilm, without permission in writing from PCTEST If you have any questions about this international copyright or have an enquiry about obtaining additional rights to this report or assembly of contents thereof, please contact INFO@PCTEST.COM.

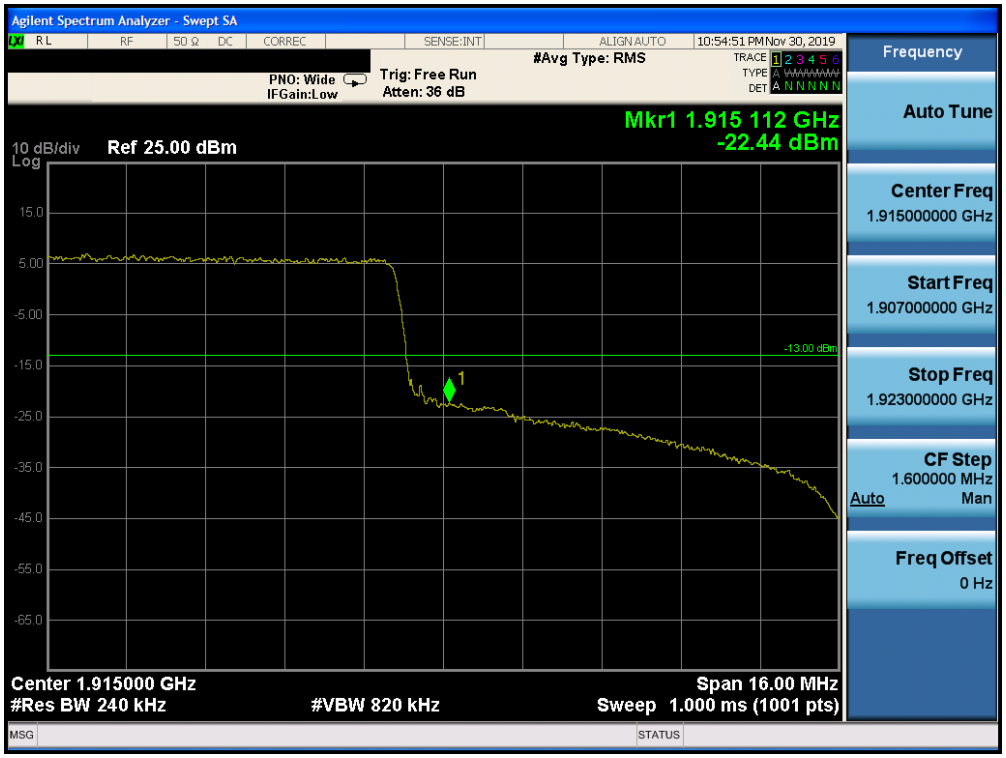

Plot 7-299. Upper Band Edge Plot (Band 25 – 20.0MHz QPSK – RB Size 100)

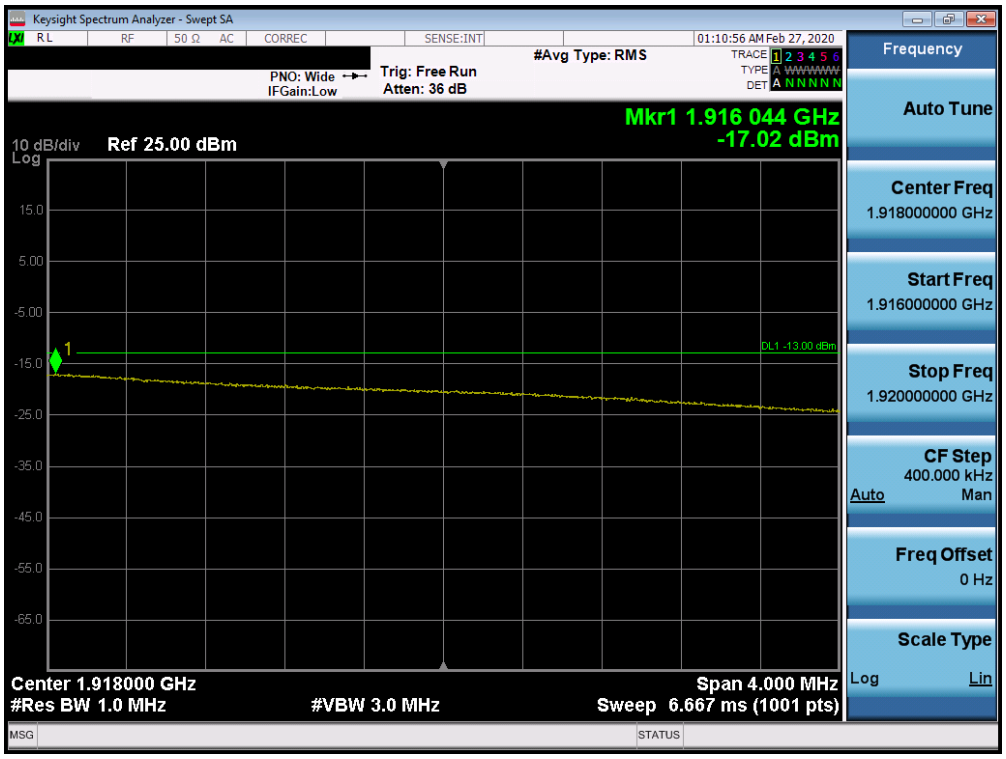

Plot 7-300. Upper Extended Band Edge Plot (Band 25 – 20.0MHz QPSK – RB Size 100)

© 2020 PCTEST
All rights reserved. Unless otherwise specified, no part of this report may be reproduced or utilized in any part, form or by any means, electronic or mechanical, including photocopying and microfilm, without permission in writing from PCTEST If you have any questions about this international copyright or have an enquiry about obtaining additional rights to this report or assembly of contents thereof, please contact INFO@PCTEST.COM.

Band 30

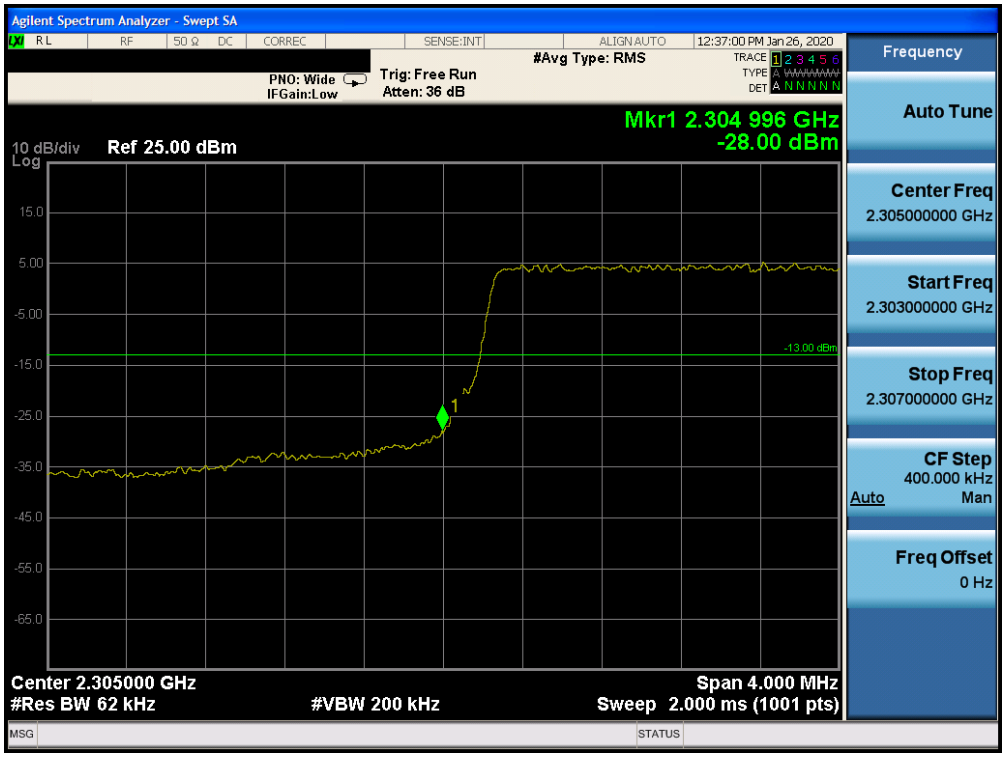

Plot 7-301. Lower Band Edge Plot (Band 30 – 5.0MHz QPSK – RB Size 25)

Plot 7-302. Lower Extended Band Edge Plot (Band 30 – 5.0MHz QPSK – RB Size 25)

© 2020 PCTEST
All rights reserved. Unless otherwise specified, no part of this report may be reproduced or utilized in any part, form or by any means, electronic or mechanical, including photocopying and microfilm, without permission in writing from PCTEST If you have any questions about this international copyright or have an enquiry about obtaining additional rights to this report or assembly of contents thereof, please contact INFO@PCTEST.COM.

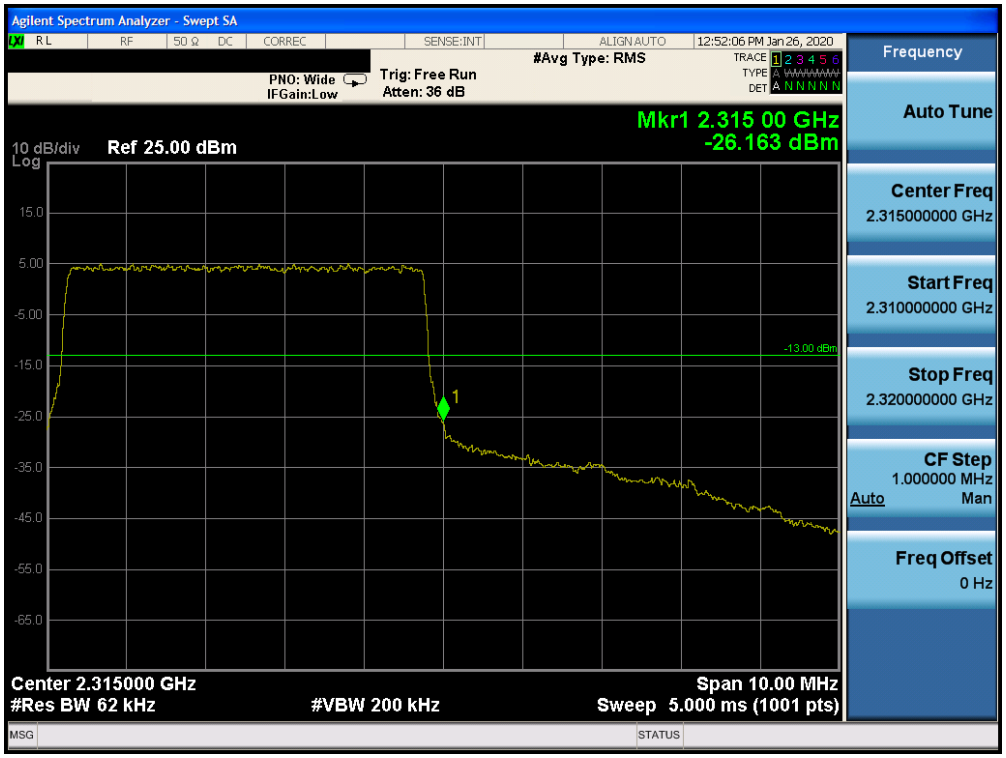

Plot 7-303. Upper Band Edge Plot (Band 30 – 5.0MHz QPSK – RB Size 25)

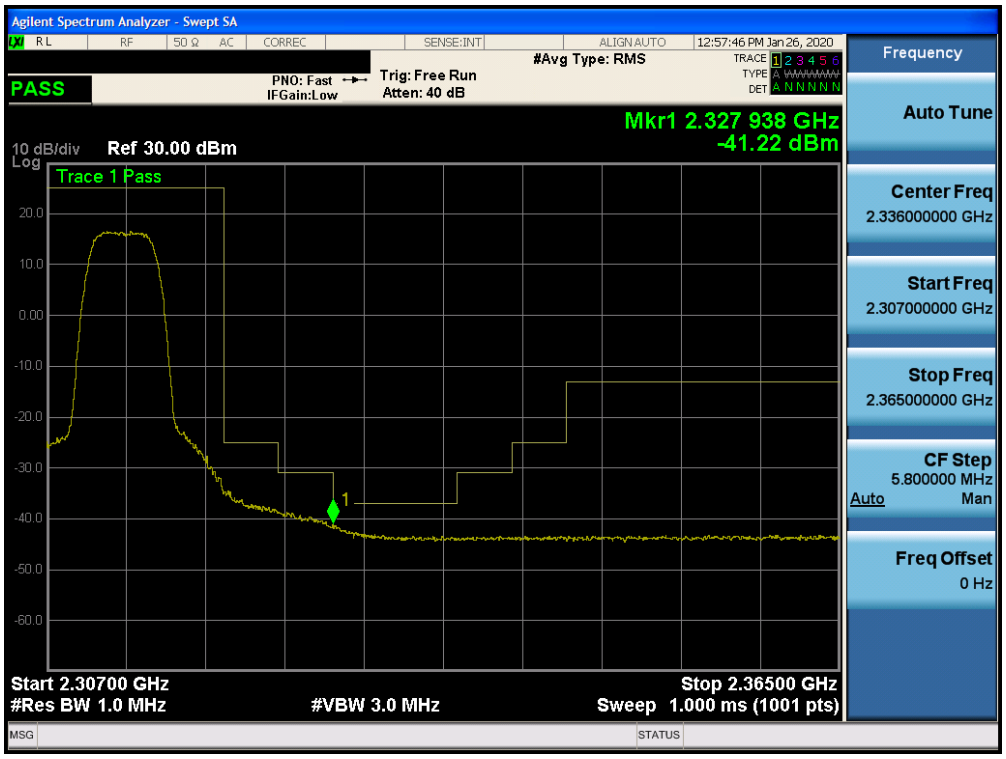

Plot 7-304. Upper Extended Band Edge Plot (Band 30 – 5.0MHz QPSK – RB Size 25)

© 2020 PCTEST
All rights reserved. Unless otherwise specified, no part of this report may be reproduced or utilized in any part, form or by any means, electronic or mechanical, including photocopying and microfilm, without permission in writing from PCTEST If you have any questions about this international copyright or have an enquiry about obtaining additional rights to this report or assembly of contents thereof, please contact INFO@PCTEST.COM.

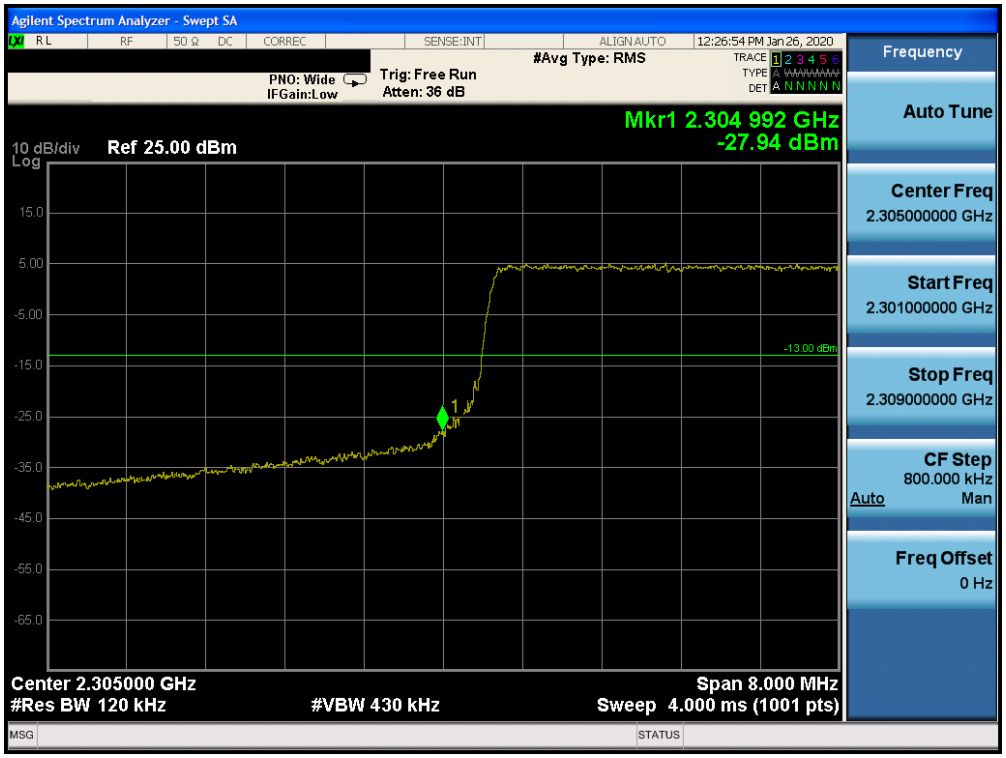

Plot 7-305. Lower Band Edge Plot (Band 30 – 10.0MHz QPSK – RB Size 50)

Plot 7-306. Lower Extended Band Edge Plot (Band 30 – 10.0MHz QPSK – RB Size 50)

© 2020 PCTEST
All rights reserved. Unless otherwise specified, no part of this report may be reproduced or utilized in any part, form or by any means, electronic or mechanical, including photocopying and microfilm, without permission in writing from PCTEST If you have any questions about this international copyright or have an enquiry about obtaining additional rights to this report or assembly of contents thereof, please contact INFO@PCTEST.COM.

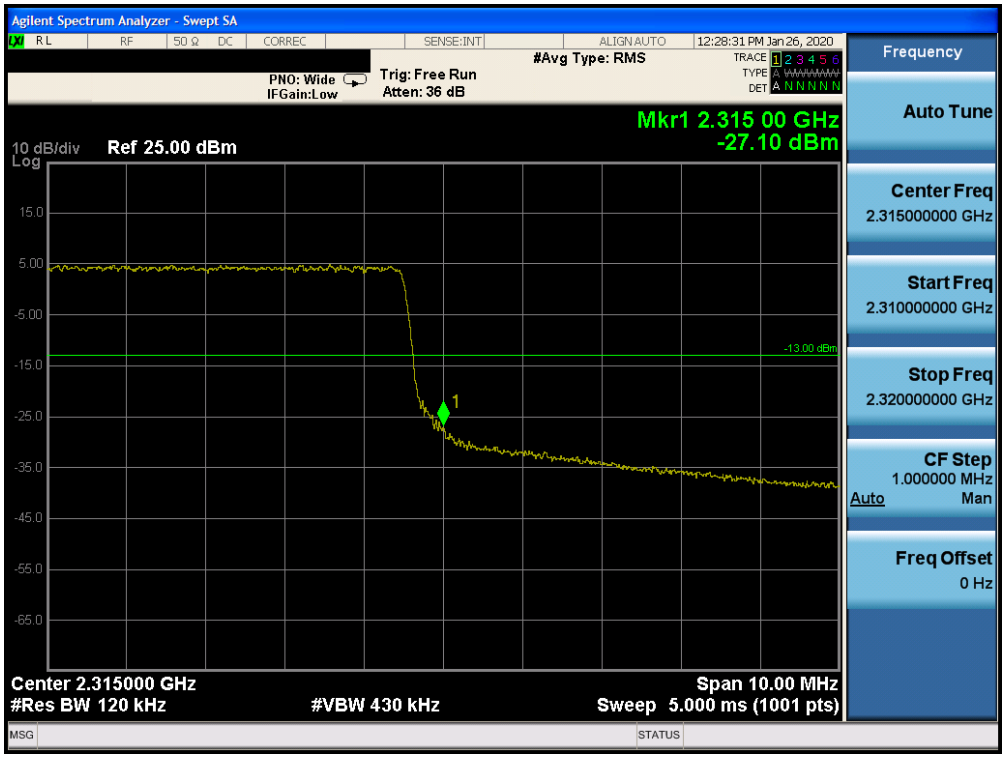

Plot 7-307. Upper Band Edge Plot (Band 30 – 10.0MHz QPSK – RB Size 50)

Plot 7-308. Upper Extended Band Edge Plot (Band 30 – 10.0MHz QPSK – RB Size 50)

© 2020 PCTEST
All rights reserved. Unless otherwise specified, no part of this report may be reproduced or utilized in any part, form or by any means, electronic or mechanical, including photocopying and microfilm, without permission in writing from PCTEST If you have any questions about this international copyright or have an enquiry about obtaining additional rights to this report or assembly of contents thereof, please contact INFO@PCTEST.COM.

Band 7

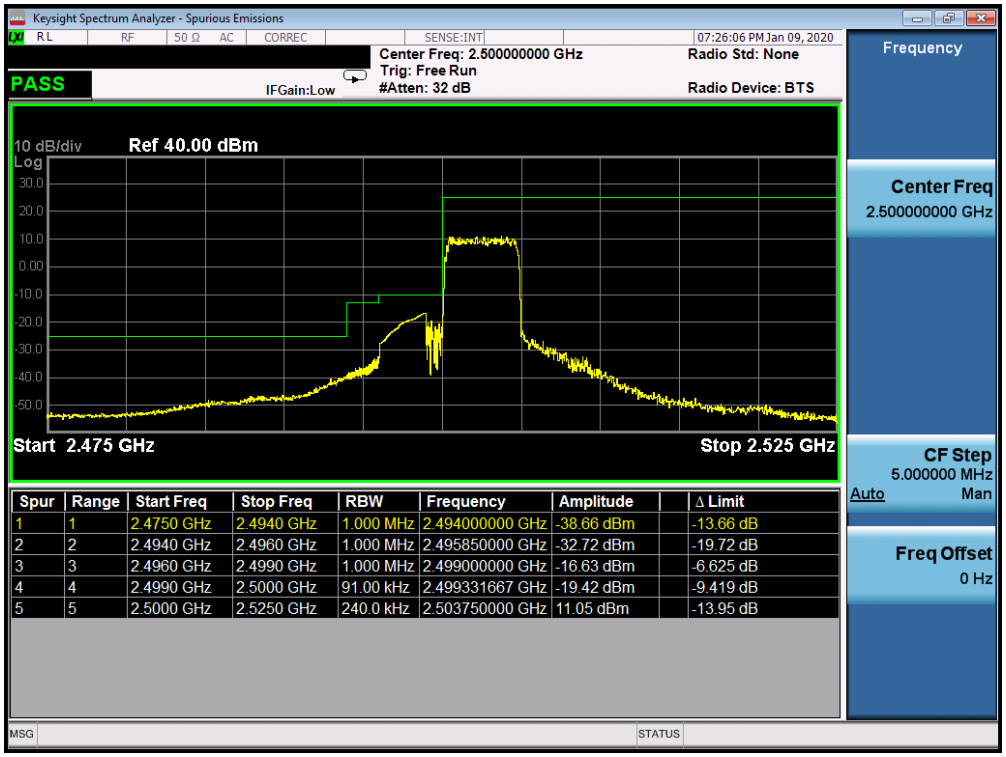

Spur	Range	Start Freq	Stop Freq	RBW	Frequency	Amplitude	Δ Limit
1	1	2.4750 GHz	2.4940 GHz	1.000 MHz	2.494000000 GHz	-38.66 dBm	-13.66 dB
2	2	2.4940 GHz	2.4960 GHz	1.000 MHz	2.495850000 GHz	-32.72 dBm	-19.72 dB
3	3	2.4960 GHz	2.4990 GHz	1.000 MHz	2.499000000 GHz	-16.63 dBm	-6.625 dB
4	4	2.4990 GHz	2.5000 GHz	91.00 kHz	2.499331667 GHz	-19.42 dBm	-9.419 dB
5	5	2.5000 GHz	2.5250 GHz	240.0 kHz	2.503750000 GHz	11.05 dBm	-13.95 dB

Plot 7-309. Lower ACP Plot (Band 7 – 5.0MHz QPSK – RB Size 25)

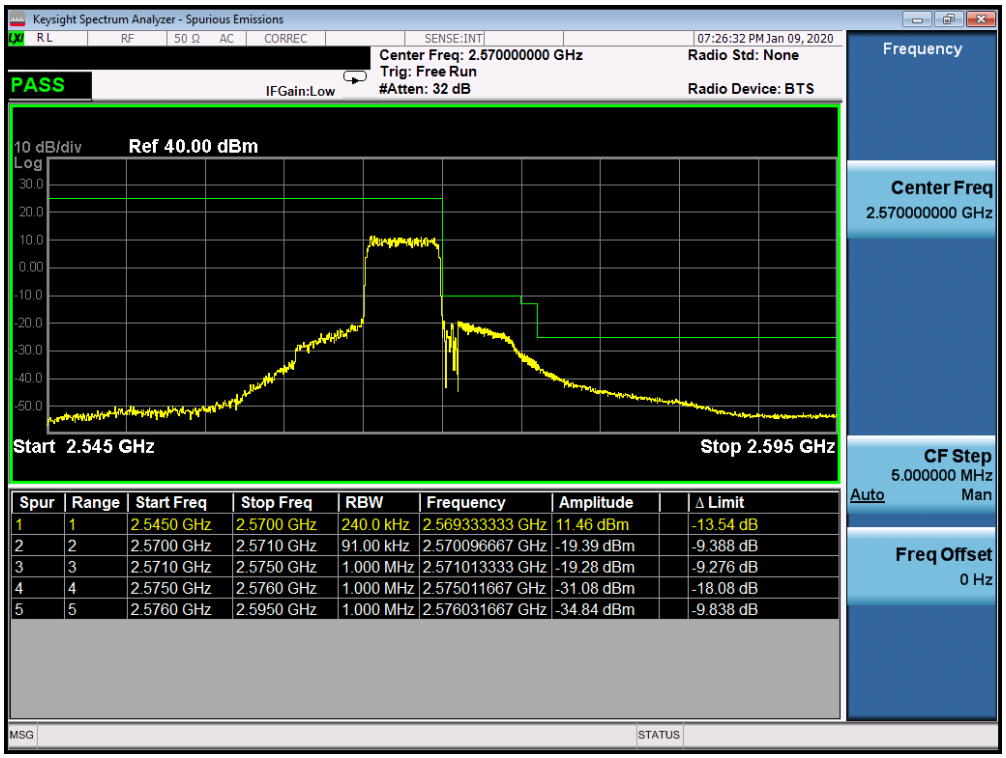

Spur	Range	Start Freq	Stop Freq	RBW	Frequency	Amplitude	Δ Limit
1	1	2.5450 GHz	2.5700 GHz	240.0 kHz	2.569333333 GHz	11.46 dBm	-13.54 dB
2	2	2.5700 GHz	2.5710 GHz	91.00 kHz	2.570096667 GHz	-19.39 dBm	-9.388 dB
3	3	2.5710 GHz	2.5750 GHz	1.000 MHz	2.571013333 GHz	-19.28 dBm	-9.276 dB
4	4	2.5750 GHz	2.5760 GHz	1.000 MHz	2.575011667 GHz	-31.08 dBm	-18.08 dB
5	5	2.5760 GHz	2.5950 GHz	1.000 MHz	2.576031667 GHz	-34.84 dBm	-9.838 dB

Plot 7-310. Upper ACP Plot (Band 7 – 5.0MHz QPSK – RB Size 25)

© 2020 PCTEST
All rights reserved. Unless otherwise specified, no part of this report may be reproduced or utilized in any part, form or by any means, electronic or mechanical, including photocopying and microfilm, without permission in writing from PCTEST If you have any questions about this international copyright or have an enquiry about obtaining additional rights to this report or assembly of contents thereof, please contact INFO@PCTEST.COM.

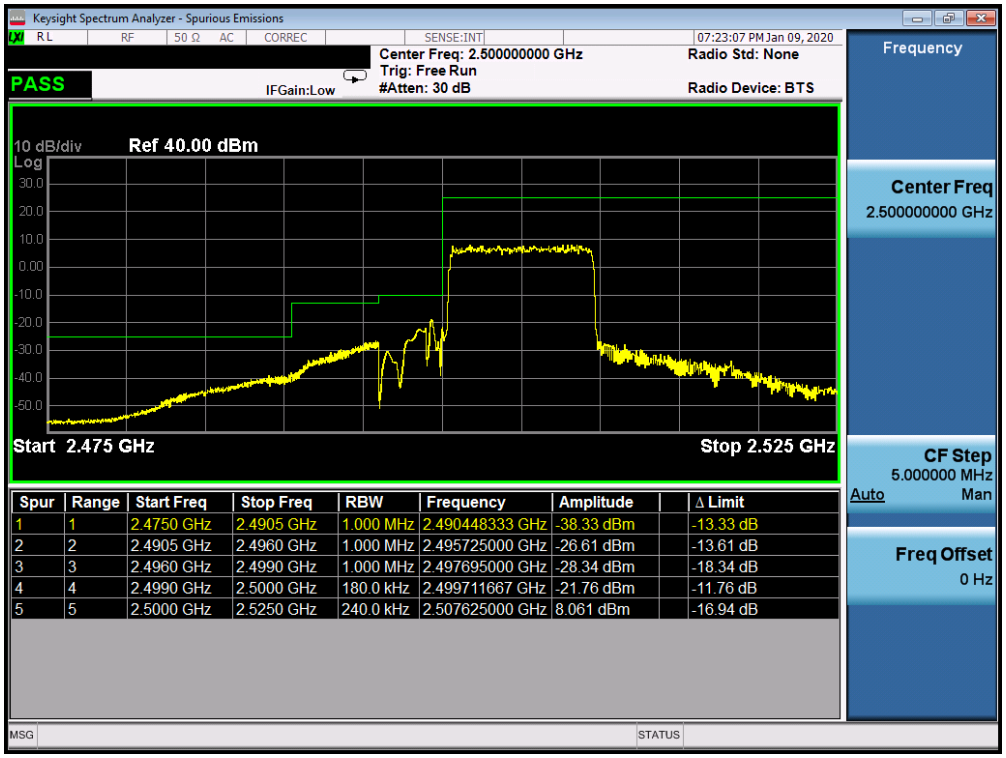

Plot 7-311. Lower ACP Plot (Band 7 – 10.0MHz QPSK – RB Size 50)

Plot 7-312. Upper ACP Plot (Band 7 – 10.0MHz QPSK – RB Size 50)

© 2020 PCTEST
All rights reserved. Unless otherwise specified, no part of this report may be reproduced or utilized in any part, form or by any means, electronic or mechanical, including photocopying and microfilm, without permission in writing from PCTEST If you have any questions about this international copyright or have an enquiry about obtaining additional rights to this report or assembly of contents thereof, please contact INFO@PCTEST.COM.

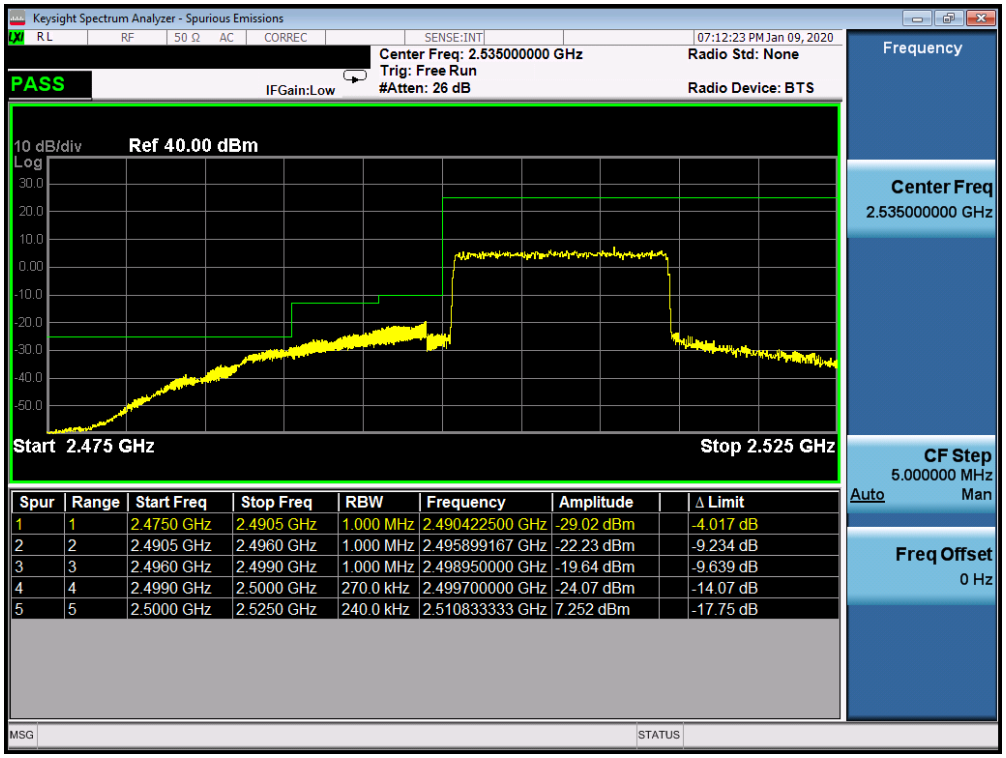

Spur	Range	Start Freq	Stop Freq	RBW	Frequency	Amplitude	Δ Limit
1	1	2.4750 GHz	2.4905 GHz	1.000 MHz	2.490422500 GHz	-29.02 dBm	-4.017 dB
2	2	2.4905 GHz	2.4960 GHz	1.000 MHz	2.495899167 GHz	-22.23 dBm	-9.234 dB
3	3	2.4960 GHz	2.4990 GHz	1.000 MHz	2.498950000 GHz	-19.64 dBm	-9.639 dB
4	4	2.4990 GHz	2.5000 GHz	270.0 kHz	2.499700000 GHz	-24.07 dBm	-14.07 dB
5	5	2.5000 GHz	2.5250 GHz	240.0 kHz	2.510833333 GHz	7.252 dBm	-17.75 dB

Plot 7-313. Lower ACP Plot (Band 7 – 15.0MHz QPSK – RB Size 75)

Spur	Range	Start Freq	Stop Freq	RBW	Frequency	Amplitude	Δ Limit
1	1	2.5450 GHz	2.5700 GHz	240.0 kHz	2.563125000 GHz	5.951 dBm	-19.05 dB
2	2	2.5700 GHz	2.5710 GHz	270.0 kHz	2.570083333 GHz	-23.63 dBm	-13.63 dB
3	3	2.5710 GHz	2.5750 GHz	1.000 MHz	2.571006667 GHz	-21.60 dBm	-11.60 dB
4	4	2.5750 GHz	2.5836 GHz	1.000 MHz	2.575559910 GHz	-23.26 dBm	-10.26 dB
5	5	2.5836 GHz	2.5950 GHz	1.000 MHz	2.583632977 GHz	-35.26 dBm	-10.26 dB

Plot 7-314. Upper ACP Plot (Band 7 – 15.0MHz QPSK – RB Size 75)

© 2020 PCTEST
All rights reserved. Unless otherwise specified, no part of this report may be reproduced or utilized in any part, form or by any means, electronic or mechanical, including photocopying and microfilm, without permission in writing from PCTEST If you have any questions about this international copyright or have an enquiry about obtaining additional rights to this report or assembly of contents thereof, please contact INFO@PCTEST.COM.

Spur	Range	Start Freq	Stop Freq	RBW	Frequency	Amplitude	Δ Limit
1	1	2.4750 GHz	2.4905 GHz	1.000 MHz	2.489725000 GHz	-29.97 dBm	-4.967 dB
2	2	2.4905 GHz	2.4960 GHz	1.000 MHz	2.495578333 GHz	-26.61 dBm	-13.61 dB
3	3	2.4960 GHz	2.4990 GHz	1.000 MHz	2.498840000 GHz	-26.87 dBm	-16.87 dB
4	4	2.4990 GHz	2.5000 GHz	360.0 kHz	2.499770000 GHz	-20.65 dBm	-10.65 dB
5	5	2.5000 GHz	2.5250 GHz	240.0 kHz	2.509833333 GHz	5.245 dBm	-19.75 dB

Plot 7-315. Lower ACP Plot (Band 7 – 20.0MHz QPSK – RB Size 100)

Spur	Range	Start Freq	Stop Freq	RBW	Frequency	Amplitude	Δ Limit
1	1	2.5450 GHz	2.5700 GHz	240.0 kHz	2.551250000 GHz	5.050 dBm	-19.95 dB
2	2	2.5700 GHz	2.5710 GHz	360.0 kHz	2.570361667 GHz	-24.82 dBm	-14.82 dB
3	3	2.5710 GHz	2.5750 GHz	1.000 MHz	2.571066667 GHz	-24.85 dBm	-14.85 dB
4	4	2.5750 GHz	2.5881 GHz	1.000 MHz	2.575000000 GHz	-27.92 dBm	-14.92 dB
5	5	2.5881 GHz	2.5950 GHz	1.000 MHz	2.588228928 GHz	-47.57 dBm	-22.57 dB

Plot 7-316. Upper ACP Plot (Band 7 – 20.0MHz QPSK – RB Size 100)

© 2020 PCTEST
All rights reserved. Unless otherwise specified, no part of this report may be reproduced or utilized in any part, form or by any means, electronic or mechanical, including photocopying and microfilm, without permission in writing from PCTEST If you have any questions about this international copyright or have an enquiry about obtaining additional rights to this report or assembly of contents thereof, please contact INFO@PCTEST.COM.

Band 41

Spur	Range	Start Freq	Stop Freq	RBW	Frequency	Amplitude	Δ Limit
1	1	2.4750 GHz	2.4905 GHz	1.000 MHz	2.490500000 GHz	-33.45 dBm	-8.449 dB
2	2	2.4905 GHz	2.4950 GHz	1.000 MHz	2.494970000 GHz	-19.02 dBm	-6.018 dB
3	3	2.4950 GHz	2.4960 GHz	100.0 kHz	2.495716667 GHz	-17.80 dBm	-4.796 dB
4	4	2.4960 GHz	2.5170 GHz	100.0 kHz	2.497855000 GHz	10.37 dBm	-14.63 dB

Plot 7-317. Lower ACP Plot (Band 41 – 5.0MHz QPSK – RB Size 25)

Spur	Range	Start Freq	Stop Freq	RBW	Frequency	Amplitude	Δ Limit
1	1	2.6650 GHz	2.6900 GHz	100.0 kHz	2.686708333 GHz	11.00 dBm	-14.00 dB
2	2	2.6900 GHz	2.6910 GHz	100.0 kHz	2.690368333 GHz	-20.82 dBm	-10.82 dB
3	3	2.6910 GHz	2.6950 GHz	1.000 MHz	2.691006667 GHz	-20.86 dBm	-10.86 dB
4	4	2.6950 GHz	2.6960 GHz	1.000 MHz	2.695236667 GHz	-32.01 dBm	-19.01 dB
5	5	2.6960 GHz	2.7150 GHz	1.000 MHz	2.696000000 GHz	-35.49 dBm	-10.49 dB

Plot 7-318. Upper ACP Plot (Band 41 – 5.0MHz QPSK – RB Size 25)

© 2020 PCTEST
All rights reserved. Unless otherwise specified, no part of this report may be reproduced or utilized in any part, form or by any means, electronic or mechanical, including photocopying and microfilm, without permission in writing from PCTEST If you have any questions about this international copyright or have an enquiry about obtaining additional rights to this report or assembly of contents thereof, please contact INFO@PCTEST.COM.

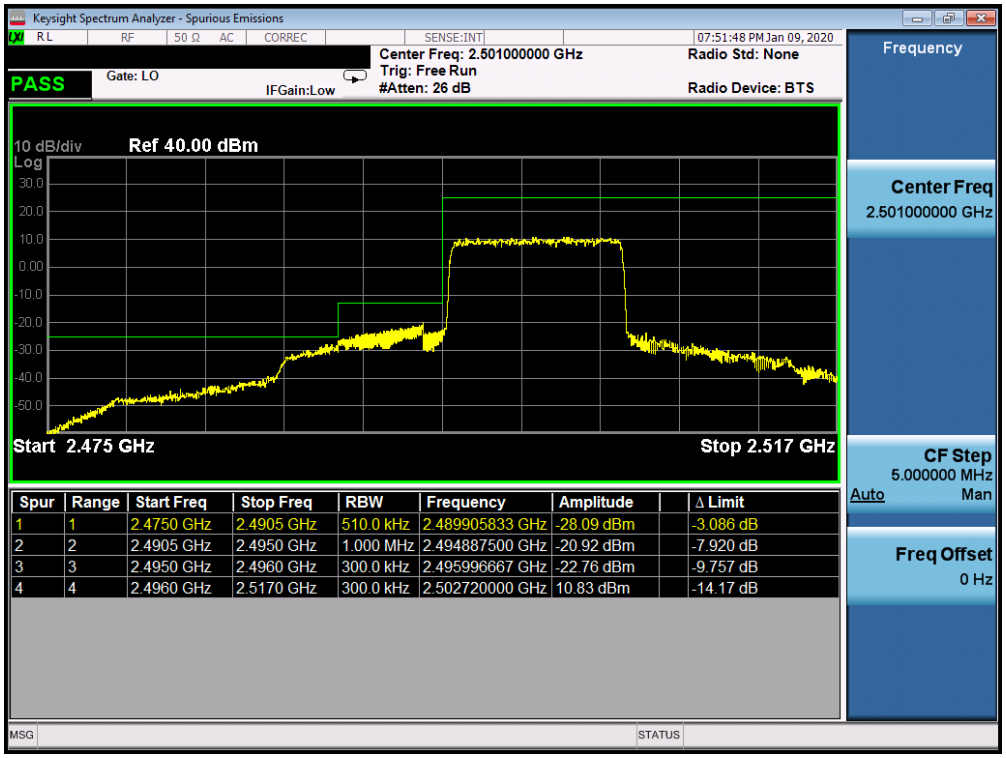

Spur	Range	Start Freq	Stop Freq	RBW	Frequency	Amplitude	Δ Limit
1	1	2.4750 GHz	2.4905 GHz	510.0 kHz	2.489905833 GHz	-28.09 dBm	-3.086 dB
2	2	2.4905 GHz	2.4950 GHz	1.000 MHz	2.494887500 GHz	-20.92 dBm	-7.920 dB
3	3	2.4950 GHz	2.4960 GHz	300.0 kHz	2.495996667 GHz	-22.76 dBm	-9.757 dB
4	4	2.4960 GHz	2.5170 GHz	300.0 kHz	2.502720000 GHz	10.83 dBm	-14.17 dB

Plot 7-319. Lower ACP Plot (Band 41 – 10.0MHz QPSK – RB Size 50)

Spur	Range	Start Freq	Stop Freq	RBW	Frequency	Amplitude	Δ Limit
1	1	2.6650 GHz	2.6900 GHz	300.0 kHz	2.687500000 GHz	11.66 dBm	-13.34 dB
2	2	2.6900 GHz	2.6910 GHz	300.0 kHz	2.690131667 GHz	-20.84 dBm	-10.84 dB
3	3	2.6910 GHz	2.6950 GHz	1.000 MHz	2.691053333 GHz	-20.32 dBm	-10.32 dB
4	4	2.6950 GHz	2.7054 GHz	1.000 MHz	2.697886187 GHz	-24.03 dBm	-11.03 dB
5	5	2.7054 GHz	2.7150 GHz	1.000 MHz	2.706356907 GHz	-37.24 dBm	-12.24 dB

Plot 7-320. Upper ACP Plot (Band 41 – 10.0MHz QPSK – RB Size 50)

© 2020 PCTEST
All rights reserved. Unless otherwise specified, no part of this report may be reproduced or utilized in any part, form or by any means, electronic or mechanical, including photocopying and microfilm, without permission in writing from PCTEST If you have any questions about this international copyright or have an enquiry about obtaining additional rights to this report or assembly of contents thereof, please contact INFO@PCTEST.COM.

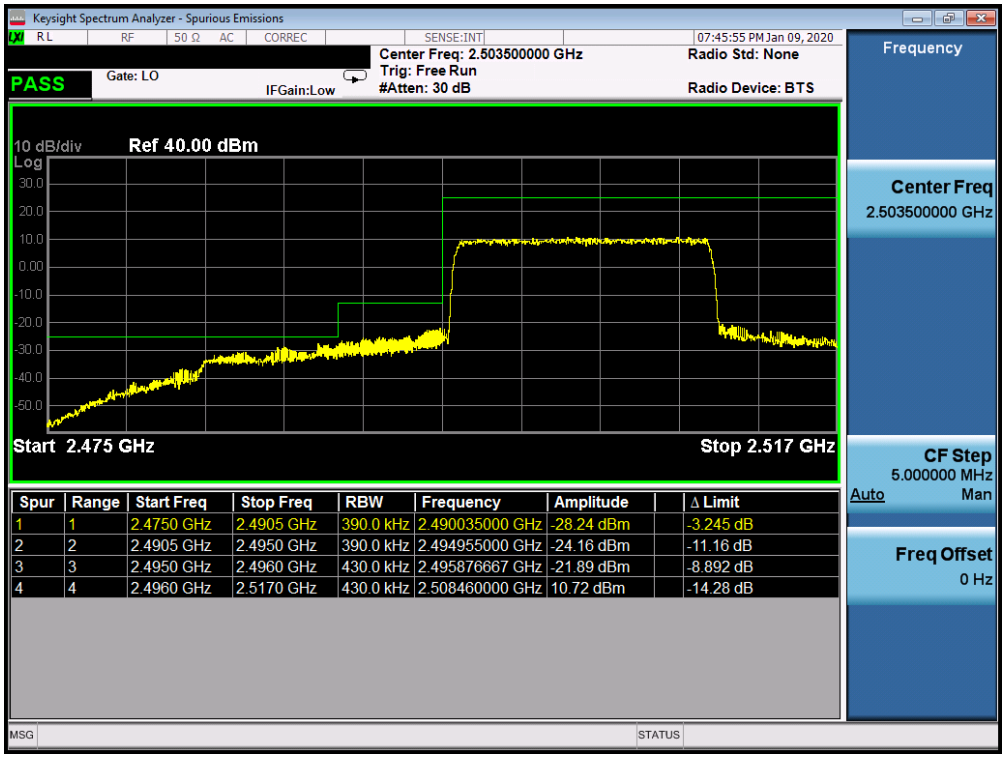

Spur	Range	Start Freq	Stop Freq	RBW	Frequency	Amplitude	Δ Limit
1	1	2.4750 GHz	2.4905 GHz	390.0 kHz	2.490035000 GHz	-28.24 dBm	-3.245 dB
2	2	2.4905 GHz	2.4950 GHz	390.0 kHz	2.494955000 GHz	-24.16 dBm	-11.16 dB
3	3	2.4950 GHz	2.4960 GHz	430.0 kHz	2.495876667 GHz	-21.89 dBm	-8.892 dB
4	4	2.4960 GHz	2.5170 GHz	430.0 kHz	2.508460000 GHz	10.72 dBm	-14.28 dB

Plot 7-321. Lower ACP Plot (Band 41 – 15.0MHz QPSK – RB Size 75)

Spur	Range	Start Freq	Stop Freq	RBW	Frequency	Amplitude	Δ Limit
1	1	2.6650 GHz	2.6900 GHz	430.0 kHz	2.682208333 GHz	11.49 dBm	-13.51 dB
2	2	2.6900 GHz	2.6910 GHz	430.0 kHz	2.690055000 GHz	-22.52 dBm	-12.52 dB
3	3	2.6910 GHz	2.6950 GHz	1.000 MHz	2.692013333 GHz	-21.38 dBm	-11.38 dB
4	4	2.6950 GHz	2.7106 GHz	1.000 MHz	2.695311100 GHz	-23.82 dBm	-10.82 dB
5	5	2.7106 GHz	2.7150 GHz	1.000 MHz	2.713184958 GHz	-37.30 dBm	-12.30 dB

Plot 7-322. Upper ACP Plot (Band 41 – 15.0MHz QPSK – RB Size 75)

© 2020 PCTEST
All rights reserved. Unless otherwise specified, no part of this report may be reproduced or utilized in any part, form or by any means, electronic or mechanical, including photocopying and microfilm, without permission in writing from PCTEST If you have any questions about this international copyright or have an enquiry about obtaining additional rights to this report or assembly of contents thereof, please contact INFO@PCTEST.COM.

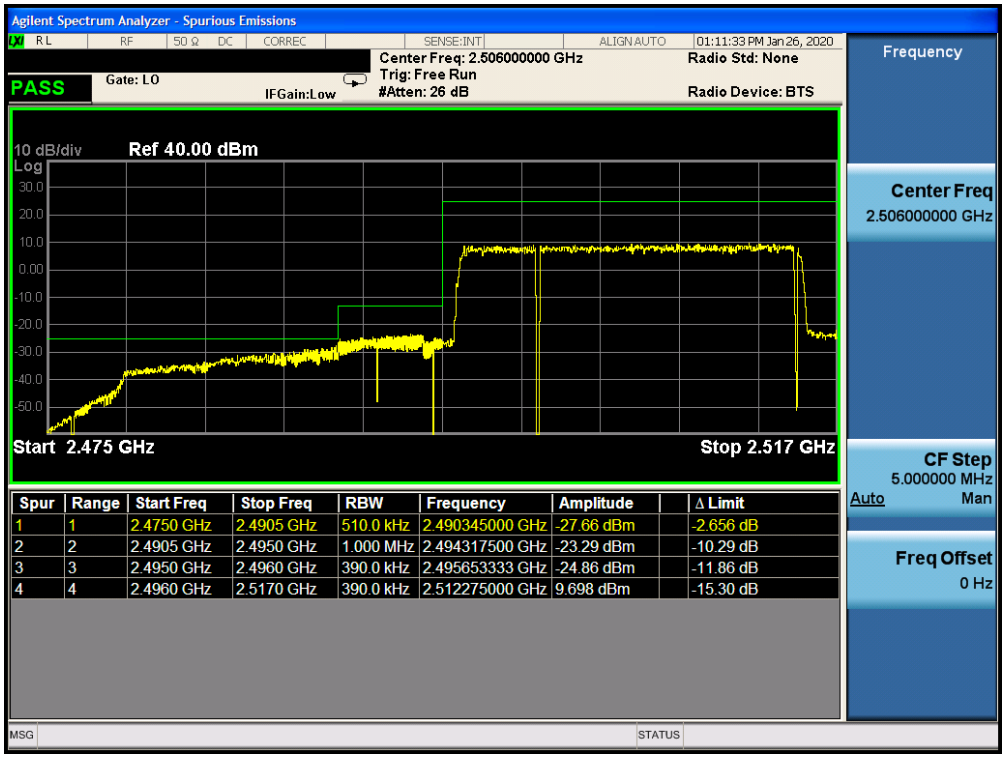

Plot 7-323. Lower ACP Plot (Band 41 – 20.0MHz QPSK – RB Size 100)

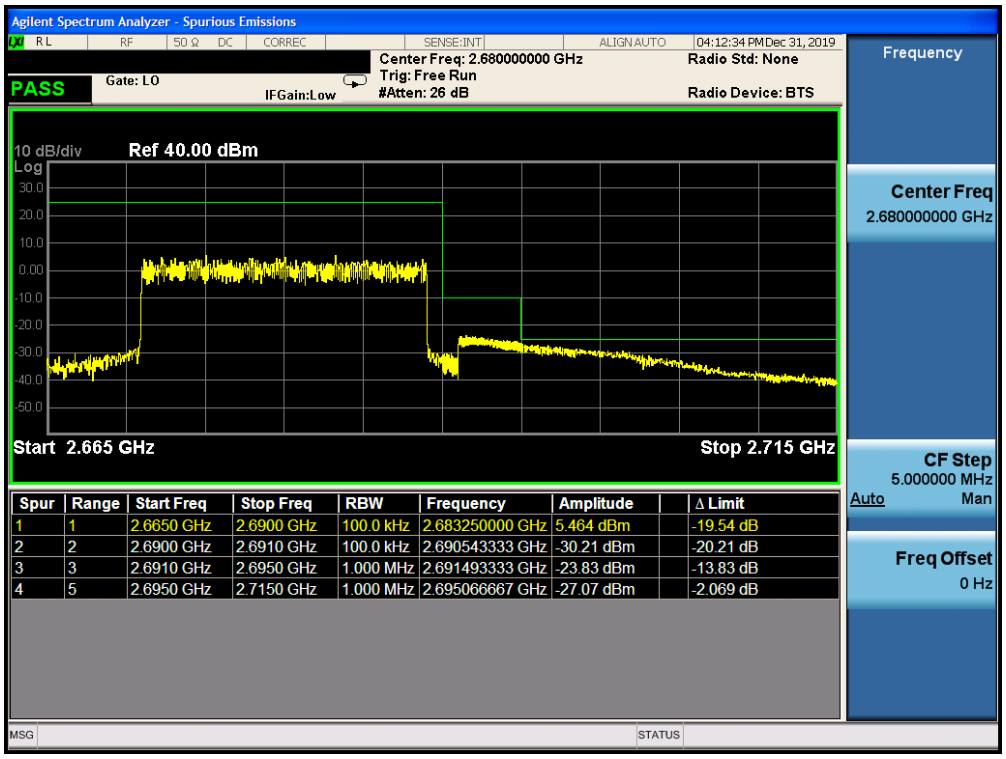

Plot 7-324. Upper ACP Plot (Band 41 – 20.0MHz QPSK – RB Size 100)

© 2020 PCTEST
All rights reserved. Unless otherwise specified, no part of this report may be reproduced or utilized in any part, form or by any means, electronic or mechanical, including photocopying and microfilm, without permission in writing from PCTEST If you have any questions about this international copyright or have an enquiry about obtaining additional rights to this report or assembly of contents thereof, please contact INFO@PCTEST.COM.

7.5 Peak-Average Ratio

Test Overview

A peak to average ratio measurement is performed at the conducted port of the EUT. The spectrum analyzers Complementary Cumulative Distribution Function (CCDF) measurement profile is used to determine the largest deviation between the average and the peak power of the EUT in a given bandwidth. The CCDF curve shows how much time the peak waveform spends at or above a given average power level. The percent of time the signal spends at or above the level defines the probability for that particular power level.

Test Procedure Used

KDB 971168 D01 v03r01 – Section 5.7.1

Test Settings

1. The signal analyzer's CCDF measurement profile is enabled
2. Frequency = carrier center frequency
3. Measurement BW ≥ OBW or specified reference bandwidth
4. The signal analyzer was set to collect one million samples to generate the CCDF curve
5. The measurement interval was set depending on the type of signal analyzed. For continuous signals (>98% duty cycle), the measurement interval was set to 1ms. For burst transmissions, the spectrum analyzer is set to use an internal "RF Burst" trigger that is synced with an incoming pulse and the measurement interval is set to less than the duration of the "on time" of one burst to ensure that energy is only captured during a time in which the transmitter is operating at maximum power

Test Setup

The EUT and measurement equipment were set up as shown in the diagram below.



Figure 7-4. Test Instrument & Measurement Setup

Test Notes

1. All ports were tested and only the worst case data were reported.
2. Refer to Table 2-1 Section 2.3 of this test report for correlation between Antennas and Ports.

© 2020 PCTEST V 9.0 02/01/2019

All rights reserved. Unless otherwise specified, no part of this report may be reproduced or utilized in any part, form or by any means, electronic or mechanical, including photocopying and microfilm, without permission in writing from PCTEST If you have any questions about this international copyright or have an enquiry about obtaining additional rights to this report or assembly of contents thereof, please contact INFO@PCTEST.COM.

Mode	BW (MHz)	Modulation	Average Power [dBm]	PAR at 0.1% [dB]	Limit [dB]	Margin [dB]
LTE Band 4	1.4	QPSK	24.52	5.36	13	-7.64
LTE Band 4	1.4	16QAM	23.55	6.12	13	-6.88
LTE Band 4	1.4	64QAM	22.60	6.49	13	-6.51
LTE Band 4	3	QPSK	24.57	5.45	13	-7.55
LTE Band 4	3	16QAM	23.66	6.17	13	-6.83
LTE Band 4	3	64QAM	22.64	6.53	13	-6.47
LTE Band 4	5	QPSK	24.58	5.45	13	-7.55
LTE Band 4	5	16QAM	23.57	6.19	13	-6.81
LTE Band 4	5	64QAM	22.61	6.53	13	-6.47
LTE Band 4	10	QPSK	24.55	5.43	13	-7.57
LTE Band 4	10	16QAM	23.55	6.20	13	-6.8
LTE Band 4	10	64QAM	22.59	6.5	13	-6.5
LTE Band 4	15	QPSK	24.57	5.52	13	-7.48
LTE Band 4	15	16QAM	23.62	6.11	13	-6.89
LTE Band 4	15	64QAM	22.61	6.45	13	-6.55
LTE Band 4	20	QPSK	24.57	5.29	13	-7.71
LTE Band 4	20	16QAM	23.59	6.10	13	-6.9
LTE Band 4	20	64QAM	22.61	6.40	13	-6.6
LTE Band 66	1.4	QPSK	25.10	4.83	13	-8.17
LTE Band 66	1.4	16QAM	24.22	5.56	13	-7.44
LTE Band 66	1.4	64QAM	23.26	6.13	13	-6.87
LTE Band 66	3	QPSK	25.21	5.10	13	-7.9
LTE Band 66	3	16QAM	24.27	5.85	13	-7.15
LTE Band 66	3	64QAM	23.25	6.32	13	-6.68
LTE Band 66	5	QPSK	25.11	5.12	13	-7.88
LTE Band 66	5	16QAM	24.22	5.82	13	-7.18
LTE Band 66	5	64QAM	23.22	6.25	13	-6.75
LTE Band 66	10	QPSK	25.13	5.10	13	-7.9
LTE Band 66	10	16QAM	24.20	5.82	13	-7.18
LTE Band 66	10	64QAM	23.17	6.29	13	-6.71
LTE Band 66	15	QPSK	25.05	5.06	13	-7.94
LTE Band 66	15	16QAM	24.11	5.74	13	-7.26
LTE Band 66	15	64QAM	23.26	6.14	13	-6.86
LTE Band 66	20	QPSK	25.20	4.88	13	-8.12
LTE Band 66	20	16QAM	24.23	5.70	13	-7.3
LTE Band 66	20	64QAM	23.22	6.21	13	-6.79
LTE Band 2	1.4	QPSK	24.56	5.68	13	-7.32
LTE Band 2	1.4	16QAM	23.69	6.26	13	-6.74
LTE Band 2	1.4	64QAM	22.64	6.49	13	-6.51
LTE Band 2	3	QPSK	24.79	5.49	13	-7.51
LTE Band 2	3	16QAM	23.85	6.22	13	-6.78
LTE Band 2	3	64QAM	22.85	6.49	13	-6.51
LTE Band 2	5	QPSK	24.68	5.73	13	-7.27
LTE Band 2	5	16QAM	23.79	6.29	13	-6.71
LTE Band 2	5	64QAM	22.78	6.47	13	-6.53
LTE Band 2	10	QPSK	24.72	5.55	13	-7.45
LTE Band 2	10	16QAM	23.76	6.29	13	-6.71
LTE Band 2	10	64QAM	22.76	6.48	13	-6.52
LTE Band 2	15	QPSK	24.74	5.64	13	-7.36
LTE Band 2	15	16QAM	23.80	6.19	13	-6.81
LTE Band 2	15	64QAM	22.81	6.37	13	-6.63
LTE Band 2	20	QPSK	24.62	5.52	13	-7.48
LTE Band 2	20	16QAM	23.63	6.24	13	-6.76
LTE Band 2	20	64QAM	22.23	6.42	13	-6.58
LTE Band 25	1.4	QPSK	24.61	5.57	13	-7.43
LTE Band 25	1.4	16QAM	23.33	6.26	13	-6.74
LTE Band 25	1.4	64QAM	22.46	6.49	13	-6.51
LTE Band 25	3	QPSK	24.56	5.54	13	-7.46
LTE Band 25	3	16QAM	23.62	6.28	13	-6.72
LTE Band 25	3	64QAM	22.64	6.50	13	-6.5
LTE Band 25	5	QPSK	24.60	5.58	13	-7.42
LTE Band 25	5	16QAM	23.70	6.31	13	-6.69
LTE Band 25	5	64QAM	22.69	6.43	13	-6.57
LTE Band 25	10	QPSK	24.67	5.54	13	-7.46
LTE Band 25	10	16QAM	23.72	6.28	13	-6.72
LTE Band 25	10	64QAM	22.74	6.46	13	-6.54
LTE Band 25	15	QPSK	24.65	5.63	13	-7.37
LTE Band 25	15	16QAM	23.70	6.19	13	-6.81
LTE Band 25	15	64QAM	22.71	6.42	13	-6.58
LTE Band 25	20	QPSK	24.63	5.43	13	-7.57
LTE Band 25	20	16QAM	23.65	6.19	13	-6.81
LTE Band 25	20	64QAM	22.67	6.42	13	-6.58

Table 7-6. PAR Results

© 2020 PCTEST V 9.0 02/01/2019

All rights reserved. Unless otherwise specified, no part of this report may be reproduced or utilized in any part, form or by any means, electronic or mechanical, including photocopying and microfilm, without permission in writing from PCTEST If you have any questions about this international copyright or have an enquiry about obtaining additional rights to this report or assembly of contents thereof, please contact INFO@PCTEST.COM.

Band 4

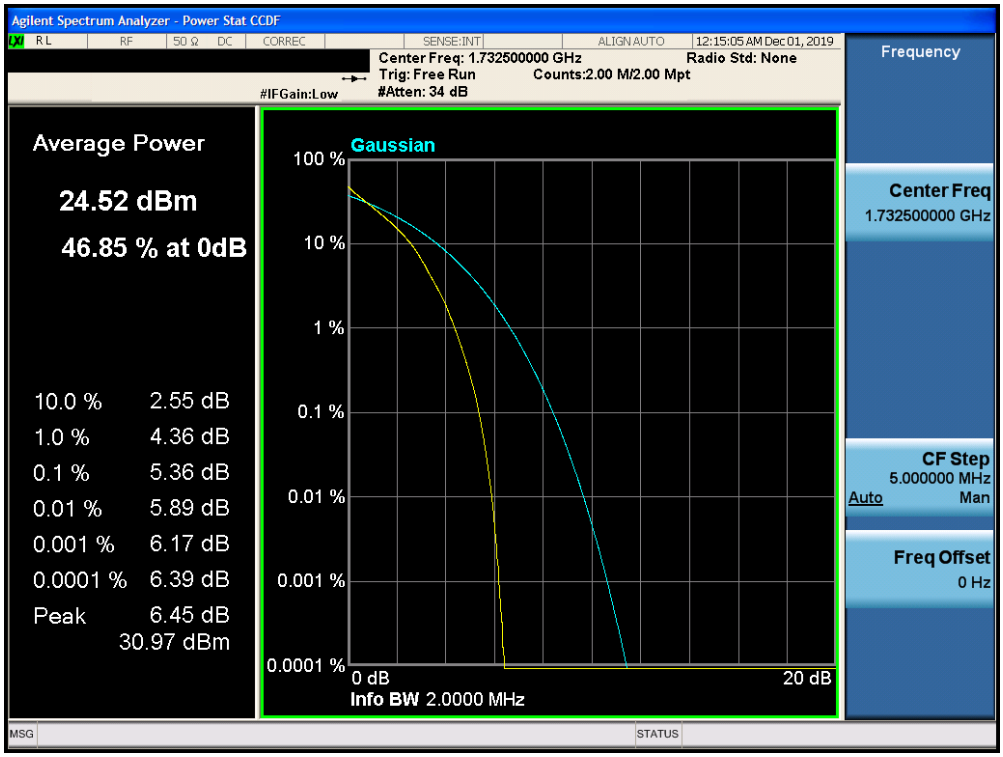

Plot 7-325. PAR Plot (Band 4 – 1.4MHz QPSK – RB Size 6)

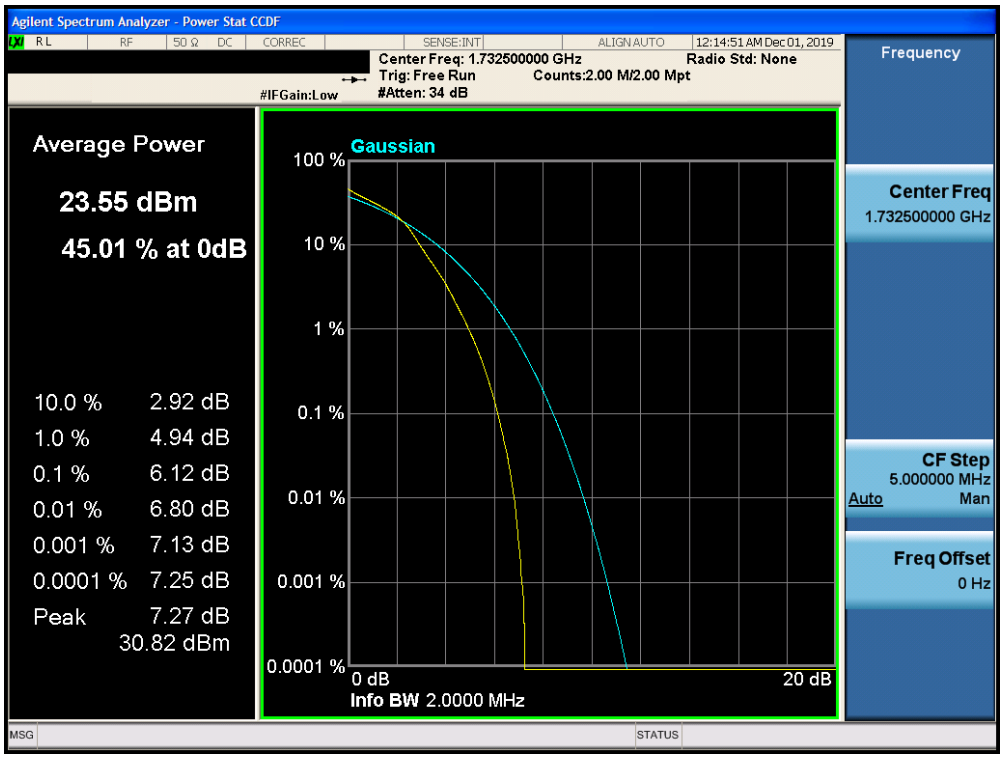

Plot 7-326. PAR Plot (Band 4 – 1.4MHz 16-QAM – RB Size 6)

© 2020 PCTEST
All rights reserved. Unless otherwise specified, no part of this report may be reproduced or utilized in any part, form or by any means, electronic or mechanical, including photocopying and microfilm, without permission in writing from PCTEST If you have any questions about this international copyright or have an enquiry about obtaining additional rights to this report or assembly of contents thereof, please contact INFO@PCTEST.COM.

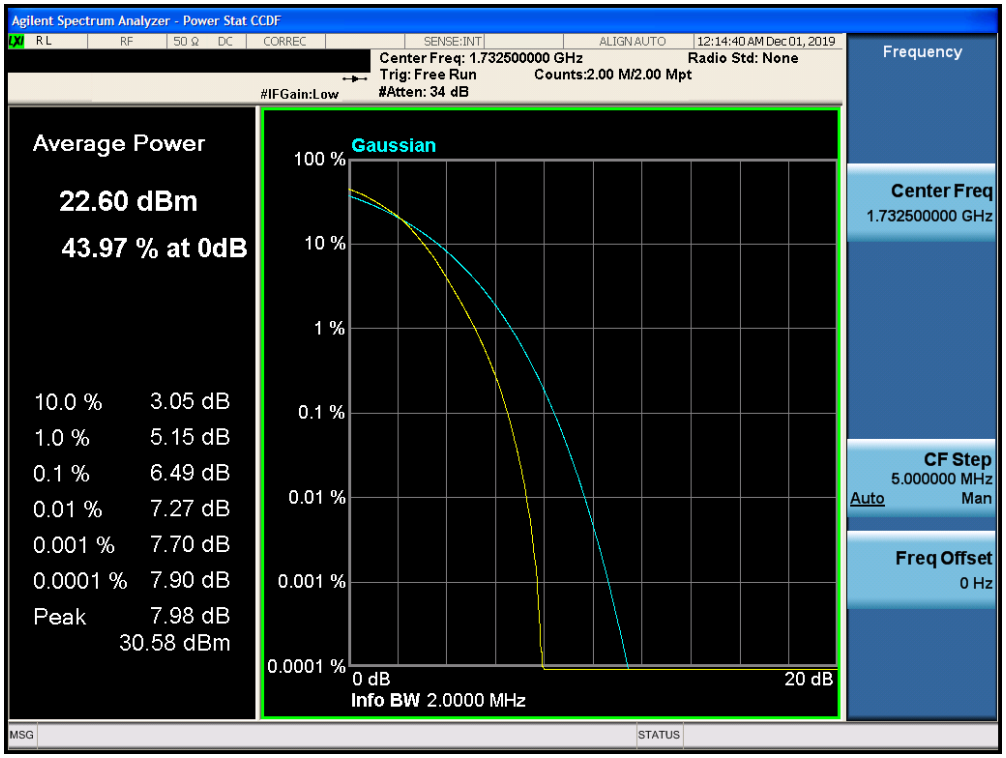

Plot 7-327. PAR Plot (Band 4 – 1.4MHz 64-QAM – RB Size 6)

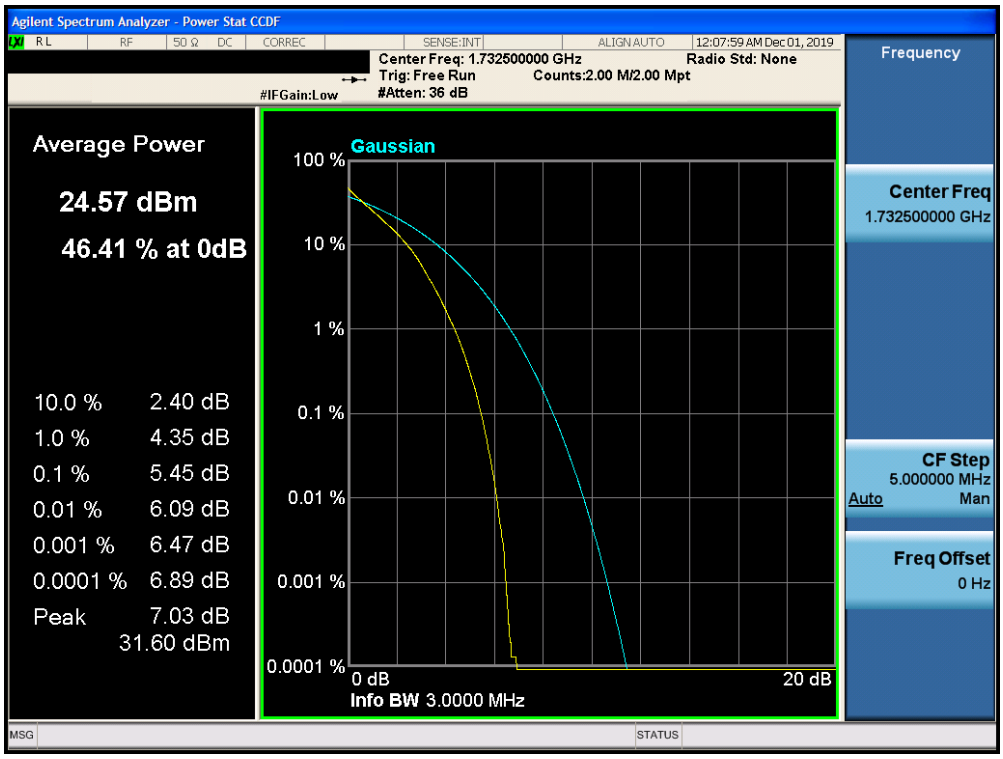

Plot 7-328. PAR Plot (Band 4 – 3.0MHz QPSK – RB Size 15)

© 2020 PCTEST
All rights reserved. Unless otherwise specified, no part of this report may be reproduced or utilized in any part, form or by any means, electronic or mechanical, including photocopying and microfilm, without permission in writing from PCTEST If you have any questions about this international copyright or have an enquiry about obtaining additional rights to this report or assembly of contents thereof, please contact INFO@PCTEST.COM.

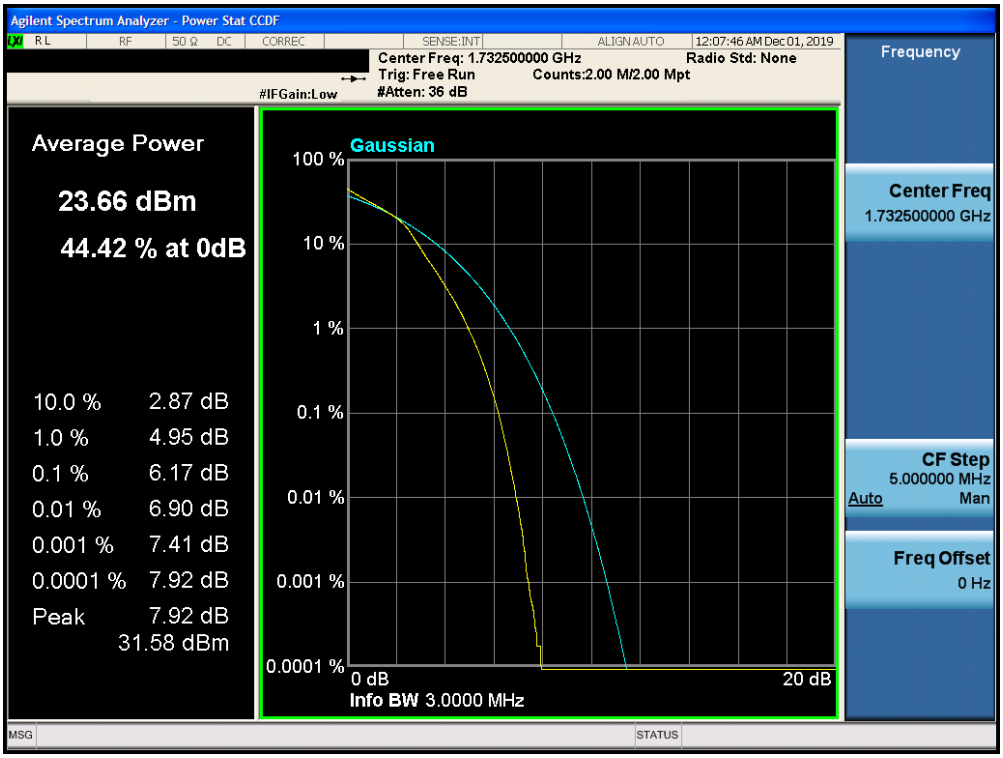

Plot 7-329. PAR Plot (Band 4 – 3.0MHz 16-QAM – RB Size 15)

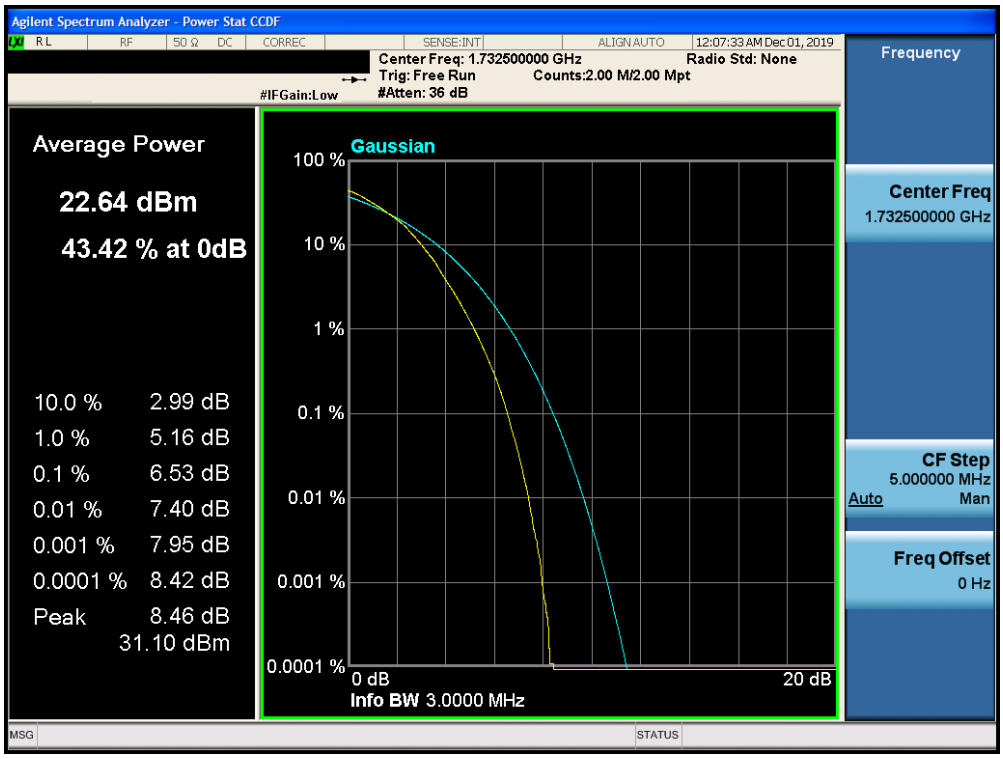

Plot 7-330. PAR Plot (Band 4 – 3.0MHz 64-QAM – RB Size 15)

© 2020 PCTEST
All rights reserved. Unless otherwise specified, no part of this report may be reproduced or utilized in any part, form or by any means, electronic or mechanical, including photocopying and microfilm, without permission in writing from PCTEST If you have any questions about this international copyright or have an enquiry about obtaining additional rights to this report or assembly of contents thereof, please contact INFO@PCTEST.COM.

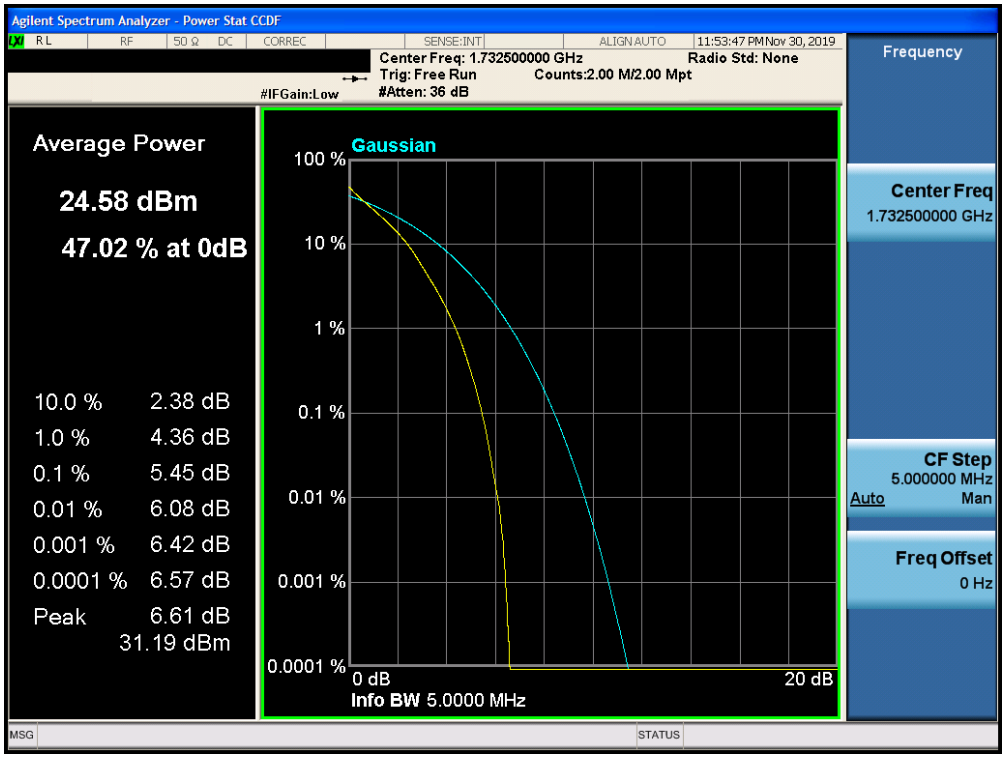

Plot 7-331. PAR Plot (Band 4 – 5.0MHz QPSK – RB Size 25)

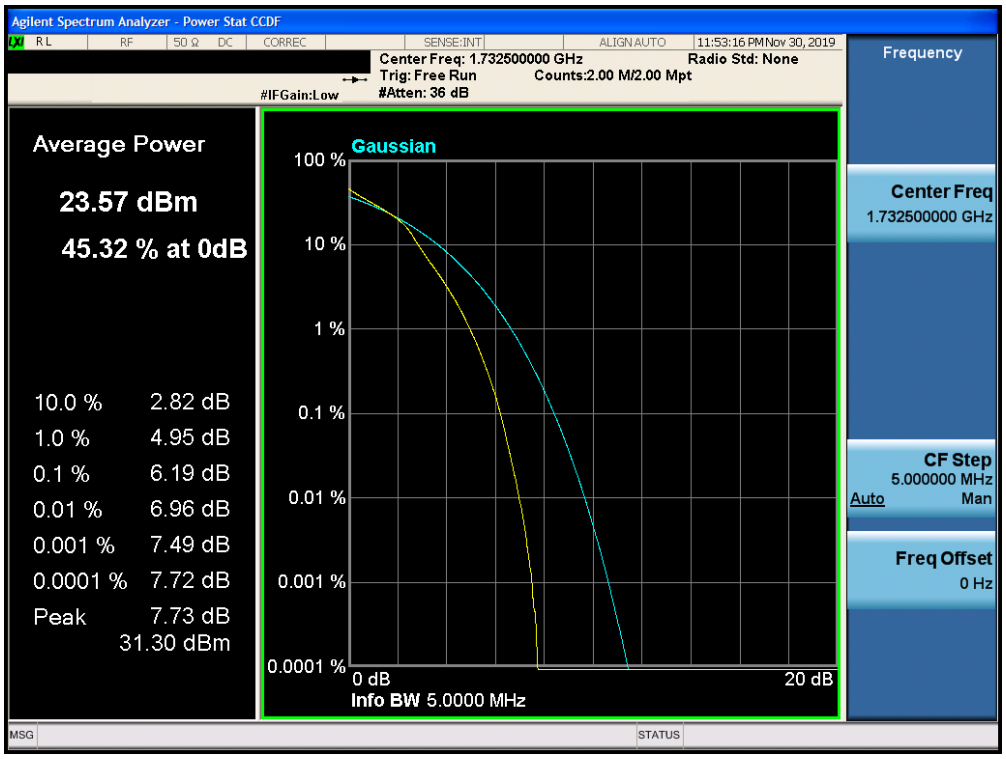

Plot 7-332. PAR Plot (Band 4 – 5.0MHz 16-QAM – RB Size 25)

© 2020 PCTEST
All rights reserved. Unless otherwise specified, no part of this report may be reproduced or utilized in any part, form or by any means, electronic or mechanical, including photocopying and microfilm, without permission in writing from PCTEST If you have any questions about this international copyright or have an enquiry about obtaining additional rights to this report or assembly of contents thereof, please contact INFO@PCTEST.COM.

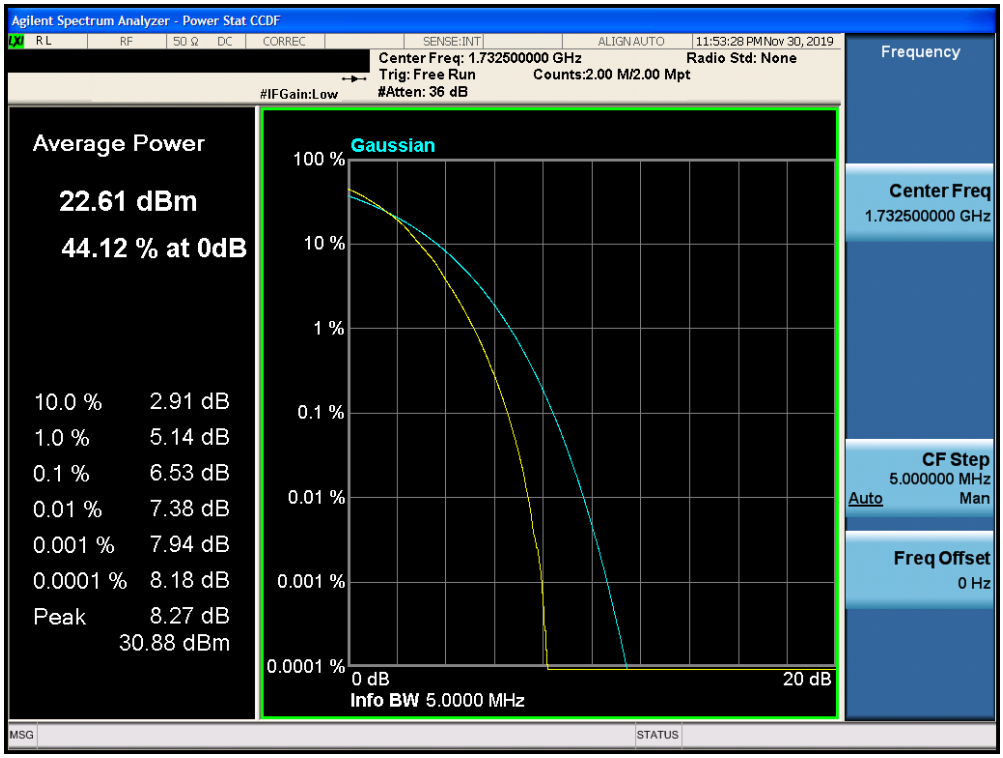

Plot 7-333. PAR Plot (Band 4 – 5.0MHz 64-QAM – RB Size 25)

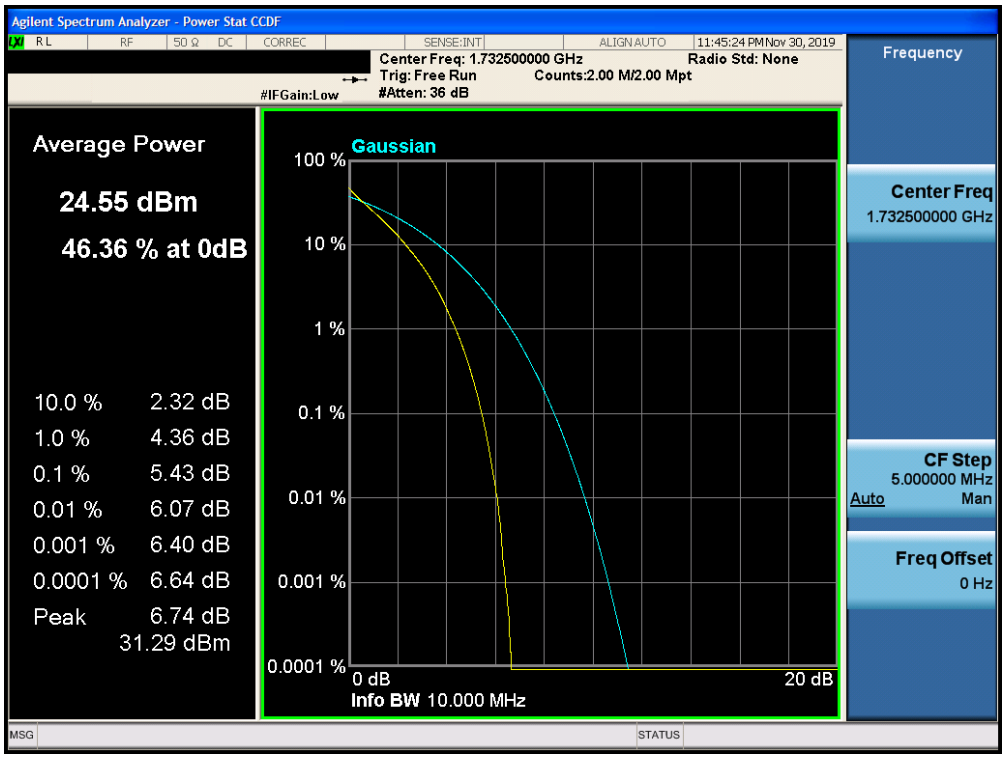

Plot 7-334. PAR Plot (Band 4 – 10.0MHz QPSK – RB Size 50)

© 2020 PCTEST
All rights reserved. Unless otherwise specified, no part of this report may be reproduced or utilized in any part, form or by any means, electronic or mechanical, including photocopying and microfilm, without permission in writing from PCTEST If you have any questions about this international copyright or have an enquiry about obtaining additional rights to this report or assembly of contents thereof, please contact INFO@PCTEST.COM.

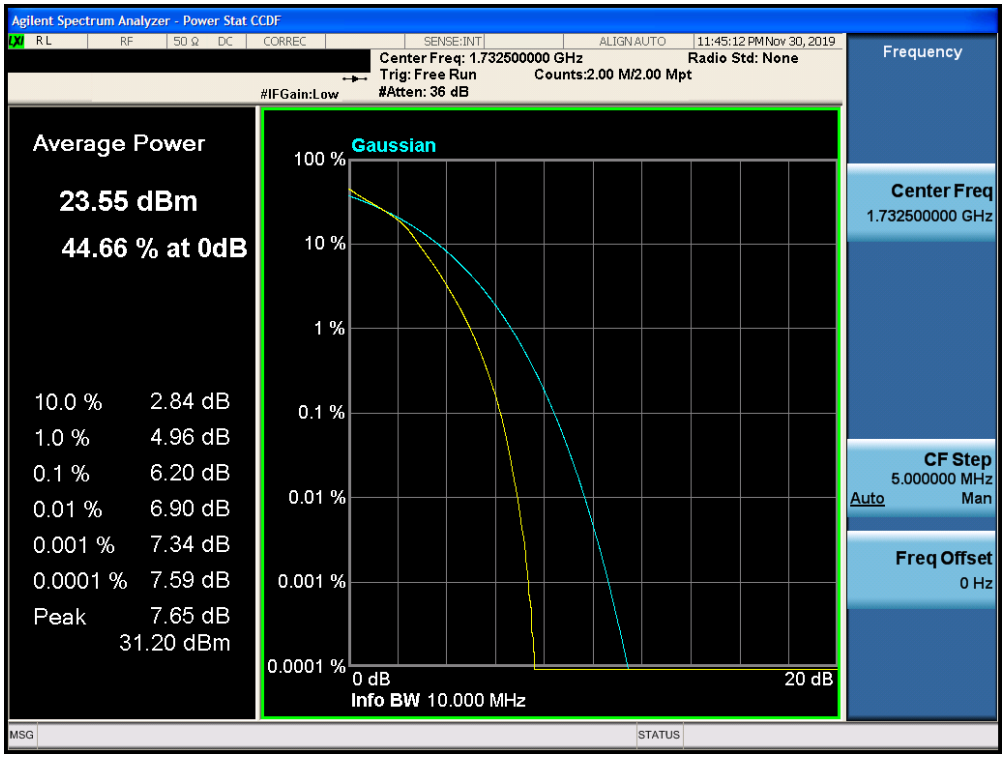

Plot 7-335. PAR Plot (Band 4 – 10.0MHz 16-QAM – RB Size 50)

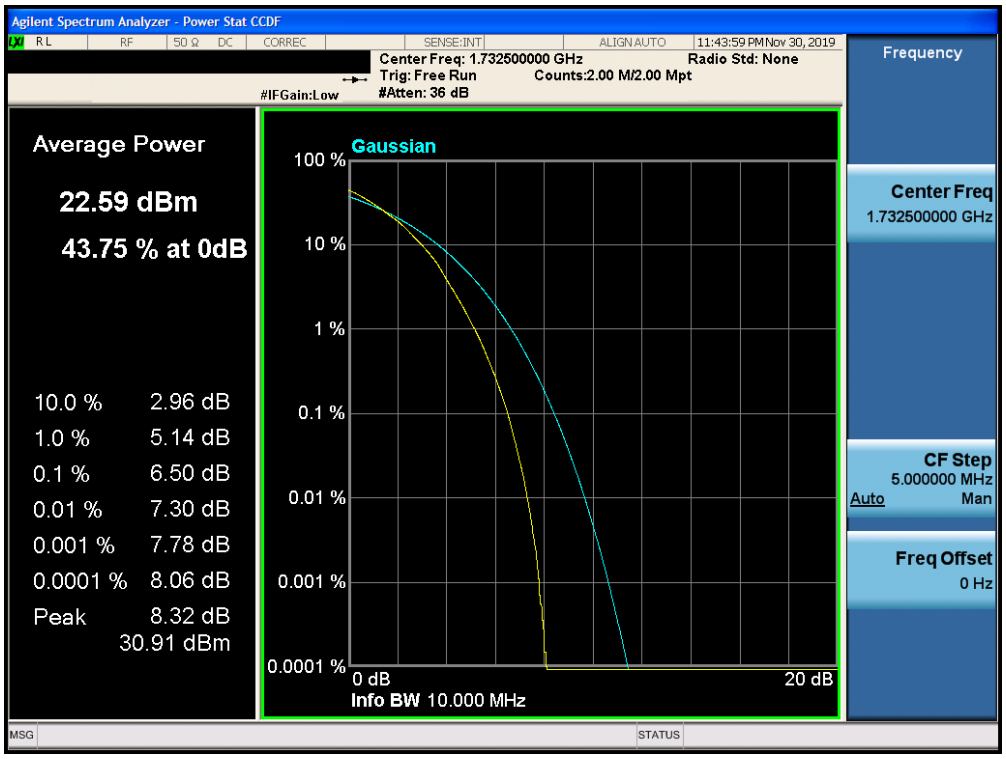

Plot 7-336. PAR Plot (Band 4 – 10.0MHz 64-QAM – RB Size 50)

© 2020 PCTEST
All rights reserved. Unless otherwise specified, no part of this report may be reproduced or utilized in any part, form or by any means, electronic or mechanical, including photocopying and microfilm, without permission in writing from PCTEST If you have any questions about this international copyright or have an enquiry about obtaining additional rights to this report or assembly of contents thereof, please contact INFO@PCTEST.COM.

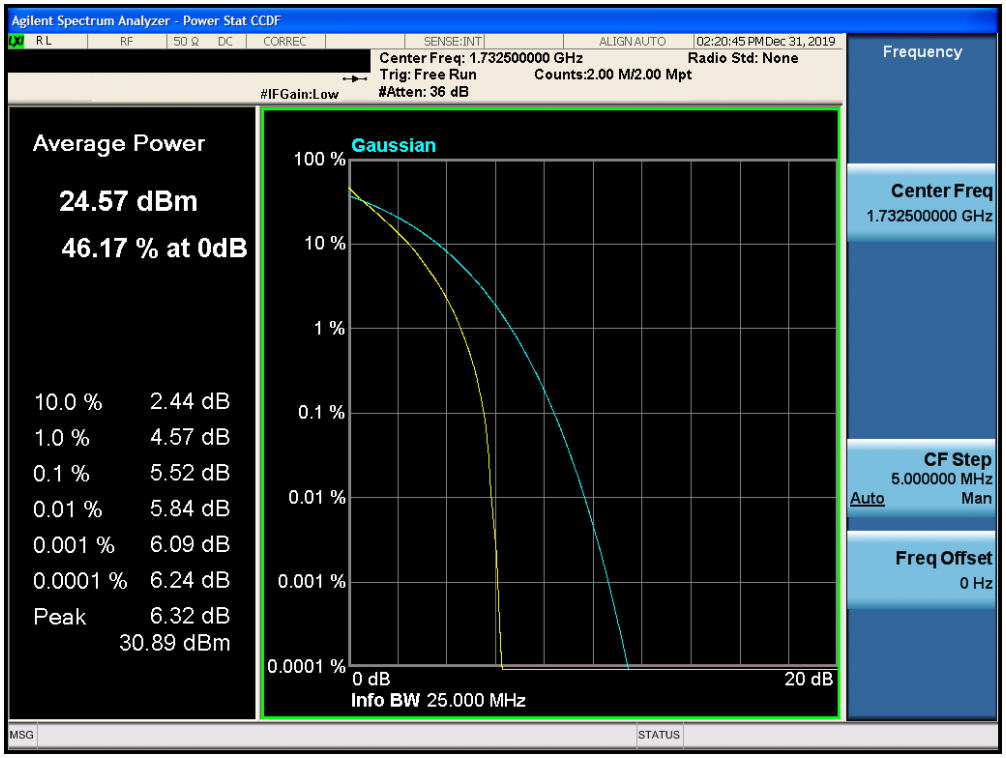

Plot 7-337. PAR Plot (Band 4 – 15.0MHz QPSK – RB Size 75)

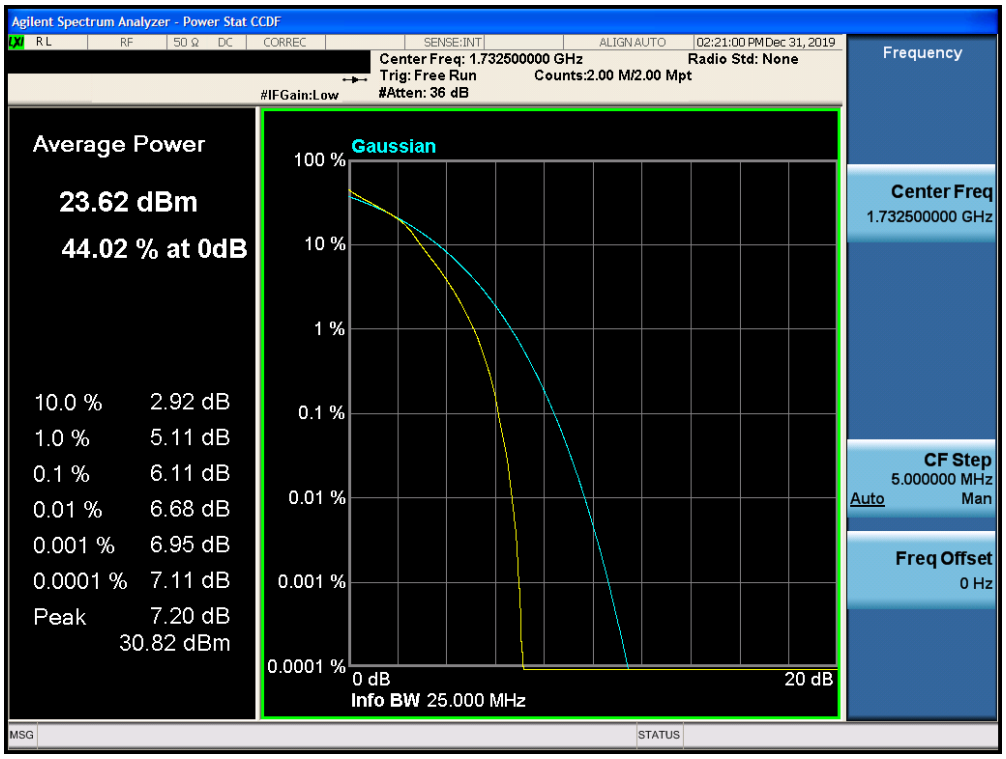

Plot 7-338. PAR Plot (Band 4 – 15.0MHz 16-QAM – RB Size 75)

© 2020 PCTEST
All rights reserved. Unless otherwise specified, no part of this report may be reproduced or utilized in any part, form or by any means, electronic or mechanical, including photocopying and microfilm, without permission in writing from PCTEST If you have any questions about this international copyright or have an enquiry about obtaining additional rights to this report or assembly of contents thereof, please contact INFO@PCTEST.COM.

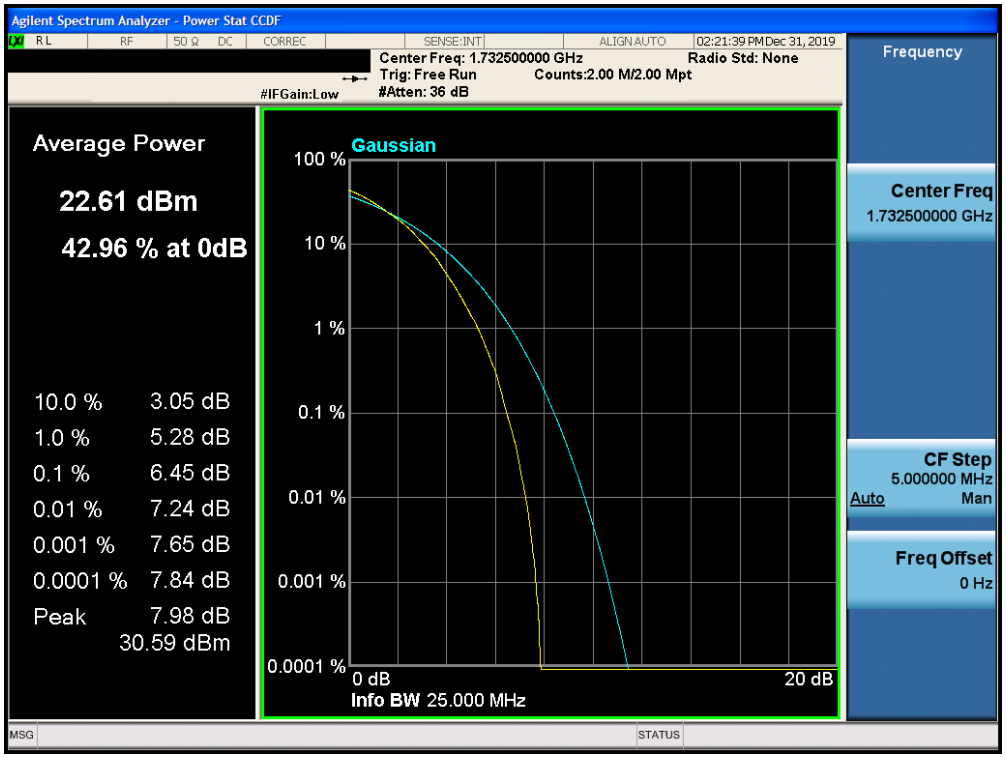

Plot 7-339. PAR Plot (Band 4 – 15.0MHz 64-QAM – RB Size 75)

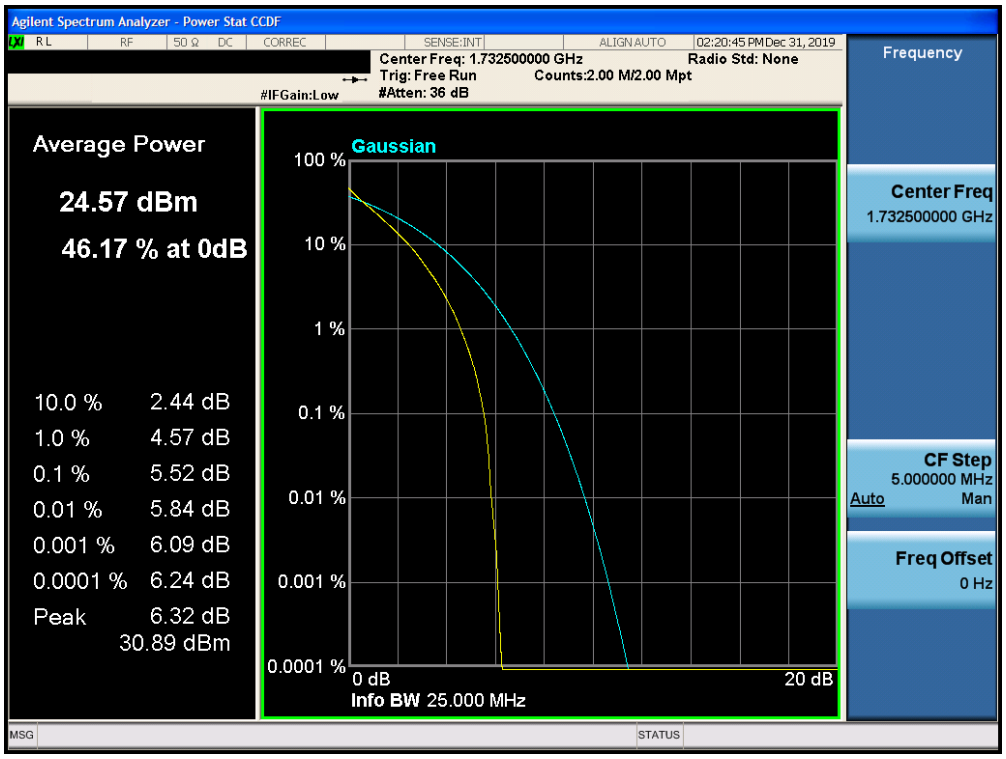

Plot 7-340. PAR Plot (Band 4 – 20.0MHz QPSK – RB Size 100)

© 2020 PCTEST
All rights reserved. Unless otherwise specified, no part of this report may be reproduced or utilized in any part, form or by any means, electronic or mechanical, including photocopying and microfilm, without permission in writing from PCTEST If you have any questions about this international copyright or have an enquiry about obtaining additional rights to this report or assembly of contents thereof, please contact INFO@PCTEST.COM.

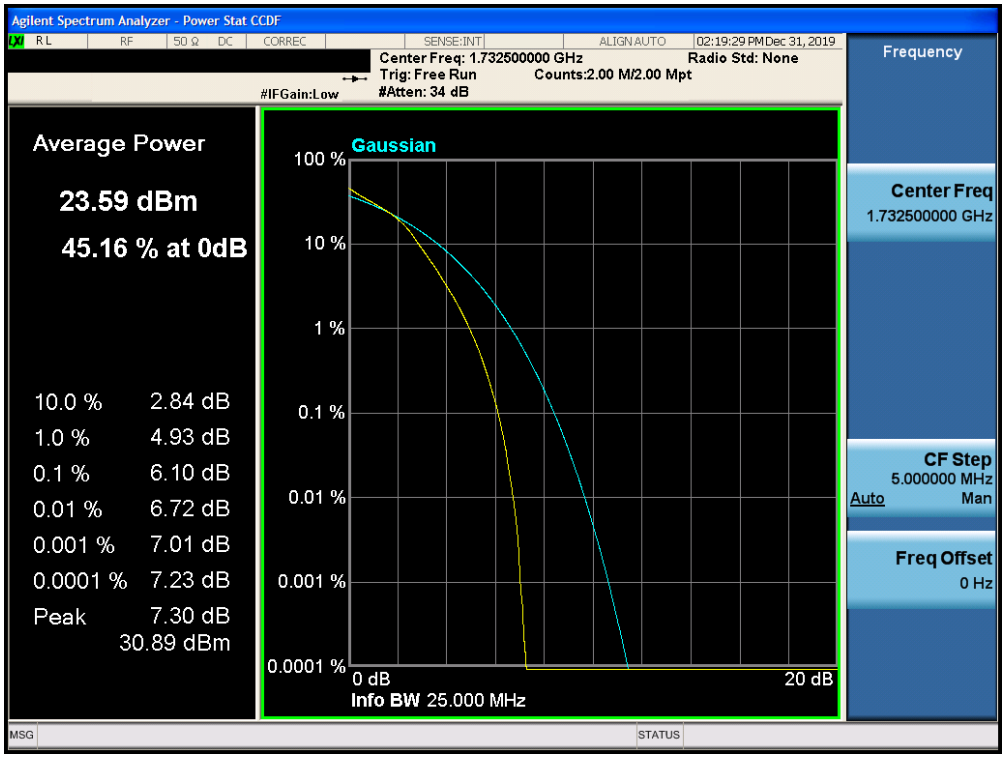

Plot 7-341. PAR Plot (Band 4 – 20.0MHz 16QAM – RB Size 100)

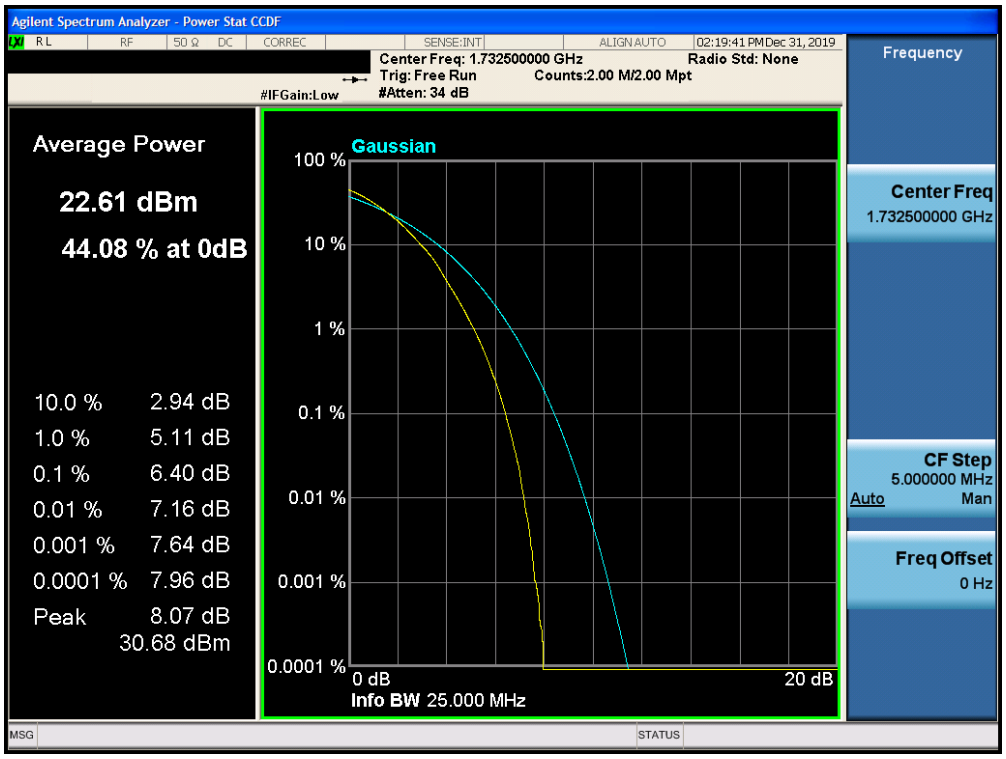

Plot 7-342. PAR Plot (Band 4 – 20.0MHz 64QAM – RB Size 100)

© 2020 PCTEST
All rights reserved. Unless otherwise specified, no part of this report may be reproduced or utilized in any part, form or by any means, electronic or mechanical, including photocopying and microfilm, without permission in writing from PCTEST If you have any questions about this international copyright or have an enquiry about obtaining additional rights to this report or assembly of contents thereof, please contact INFO@PCTEST.COM.

Band 66

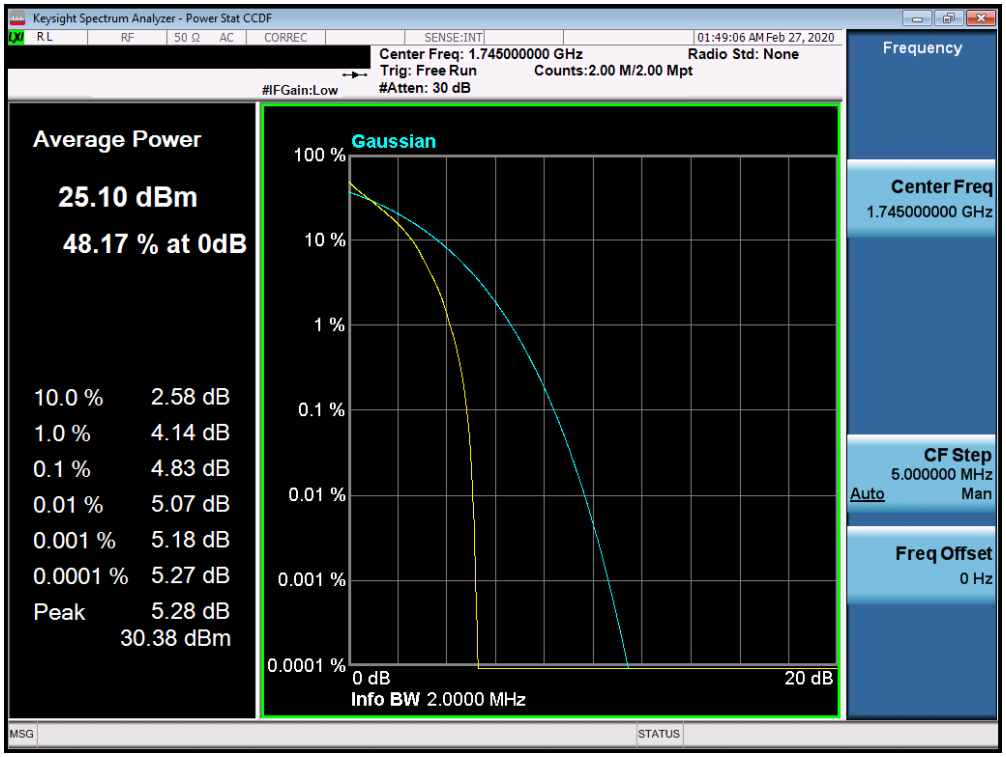

Plot 7-343. PAR Plot (Band 66 – 1.4MHz QPSK – RB Size 6)

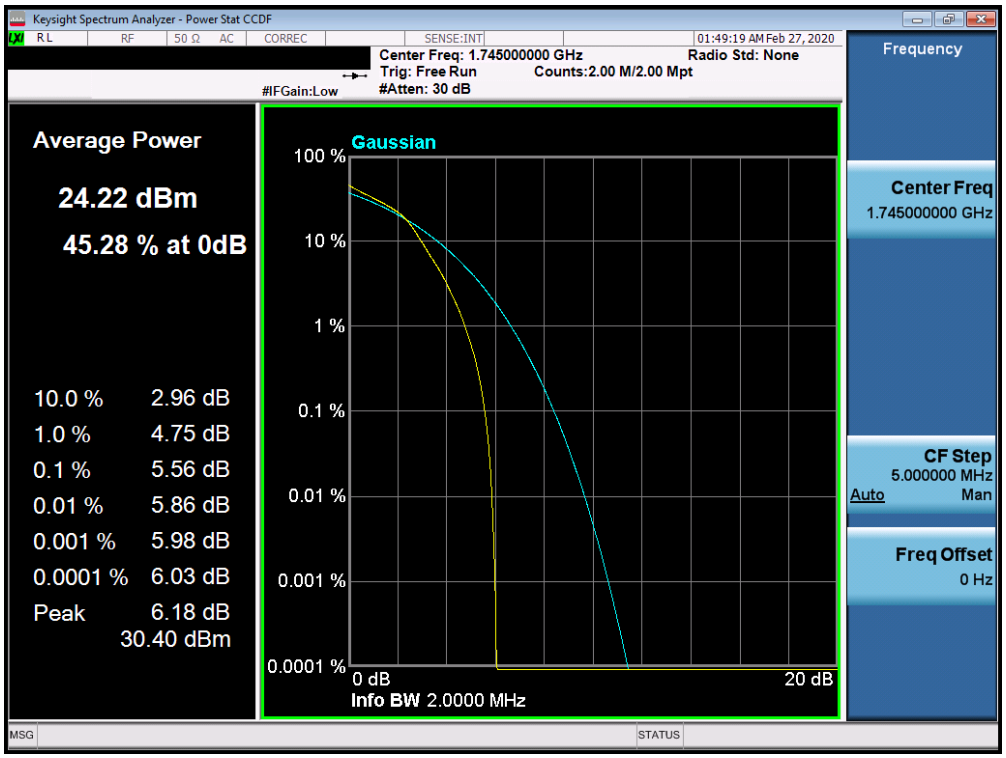

Plot 7-344. PAR Plot (Band 66 – 1.4MHz 16-QAM – RB Size 6)

© 2020 PCTEST
All rights reserved. Unless otherwise specified, no part of this report may be reproduced or utilized in any part, form or by any means, electronic or mechanical, including photocopying and microfilm, without permission in writing from PCTEST If you have any questions about this international copyright or have an enquiry about obtaining additional rights to this report or assembly of contents thereof, please contact INFO@PCTEST.COM.

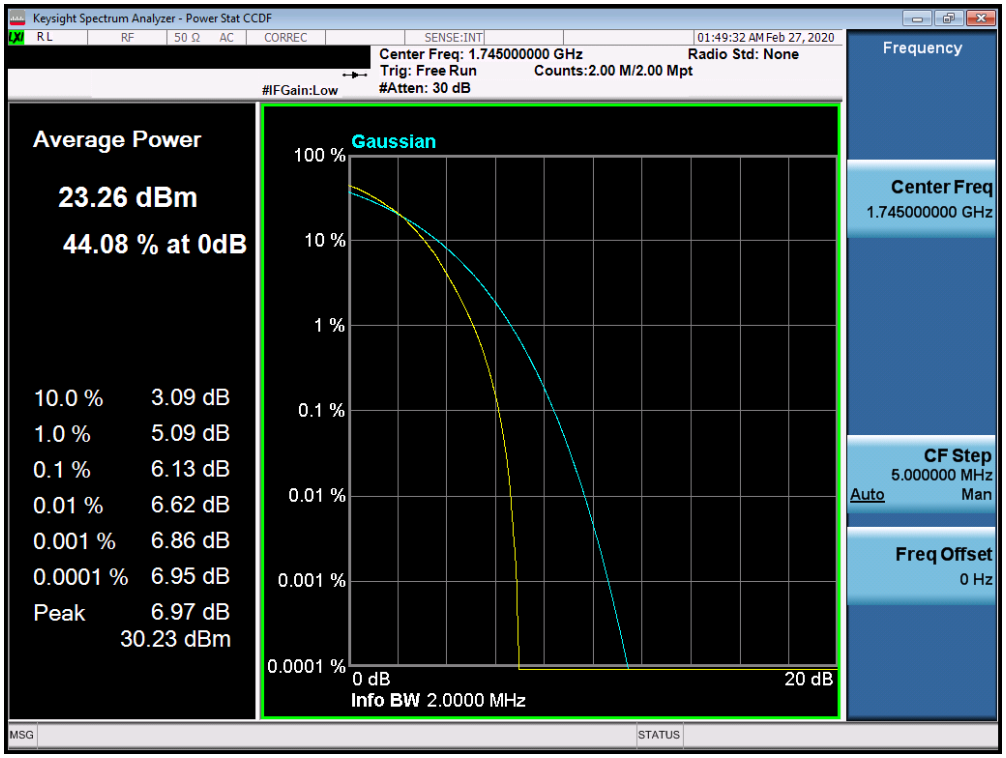

Plot 7-345. PAR Plot (Band 66 – 1.4MHz 64-QAM – RB Size 6)

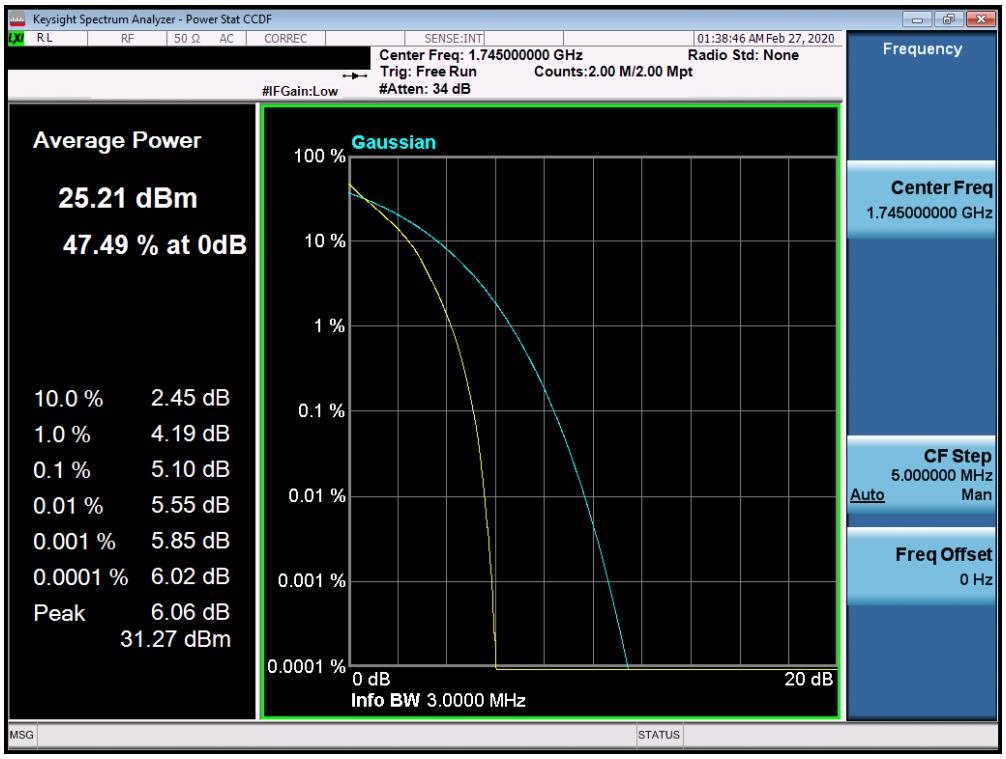

Plot 7-346. PAR Plot (Band 66 – 3.0MHz QPSK – RB Size 15)

© 2020 PCTEST
All rights reserved. Unless otherwise specified, no part of this report may be reproduced or utilized in any part, form or by any means, electronic or mechanical, including photocopying and microfilm, without permission in writing from PCTEST If you have any questions about this international copyright or have an enquiry about obtaining additional rights to this report or assembly of contents thereof, please contact INFO@PCTEST.COM.

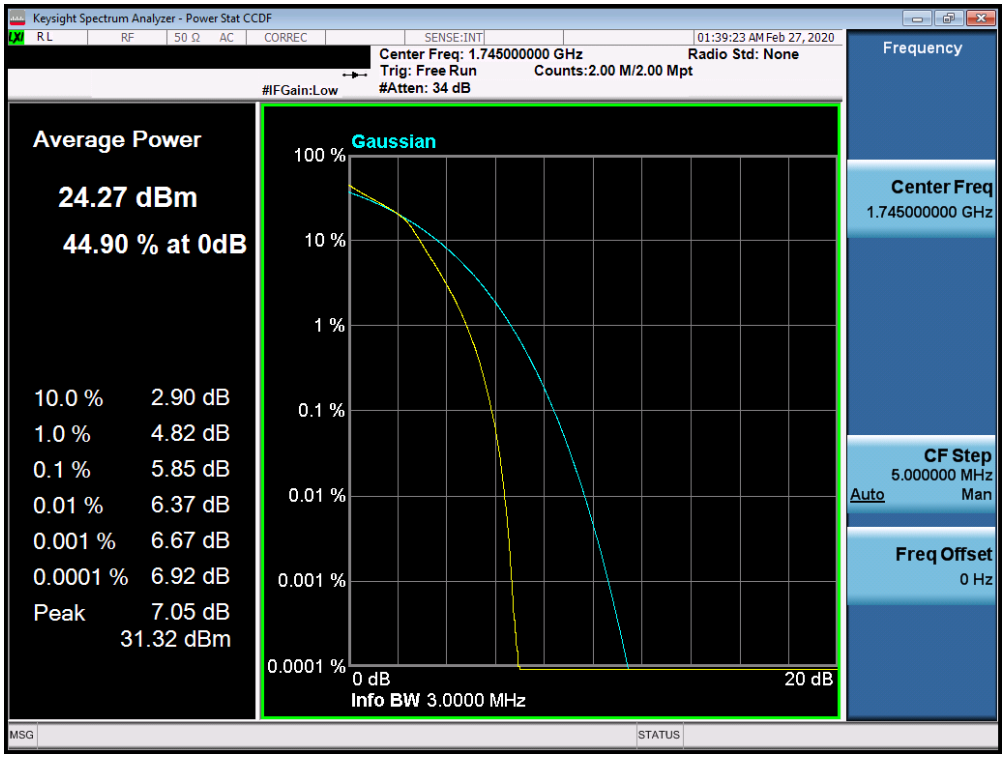

Plot 7-347. PAR Plot (Band 66 – 3.0MHz 16-QAM – RB Size 15)

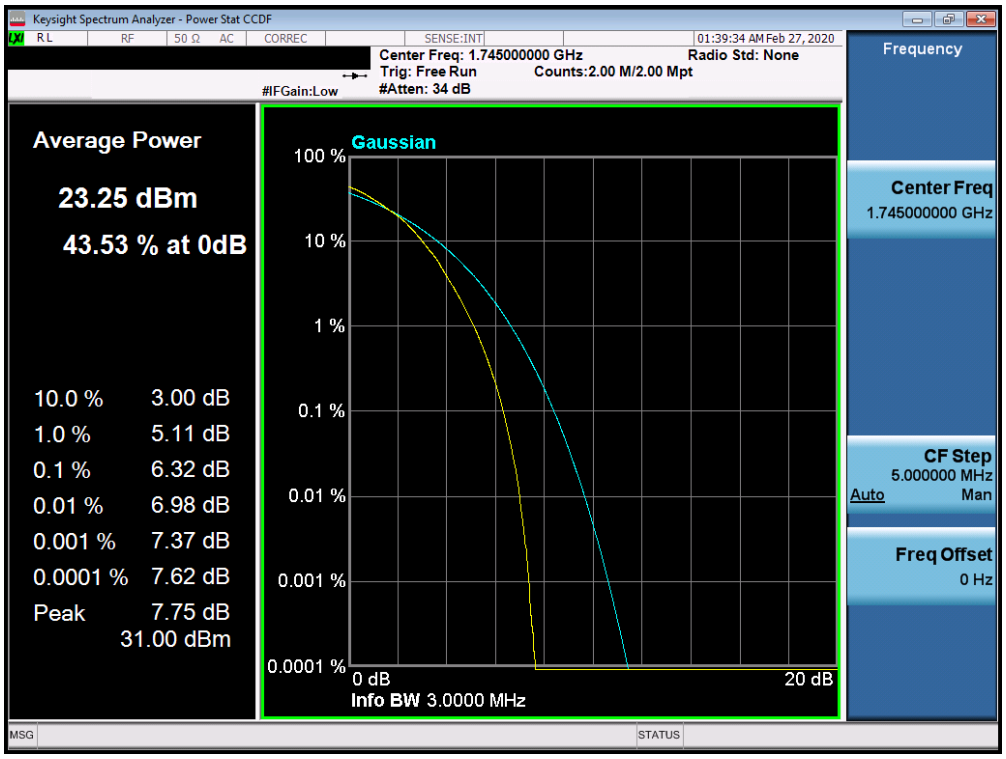

Plot 7-348. PAR Plot (Band 66 – 3.0MHz 64-QAM – RB Size 15)

© 2020 PCTEST
All rights reserved. Unless otherwise specified, no part of this report may be reproduced or utilized in any part, form or by any means, electronic or mechanical, including photocopying and microfilm, without permission in writing from PCTEST If you have any questions about this international copyright or have an enquiry about obtaining additional rights to this report or assembly of contents thereof, please contact INFO@PCTEST.COM.

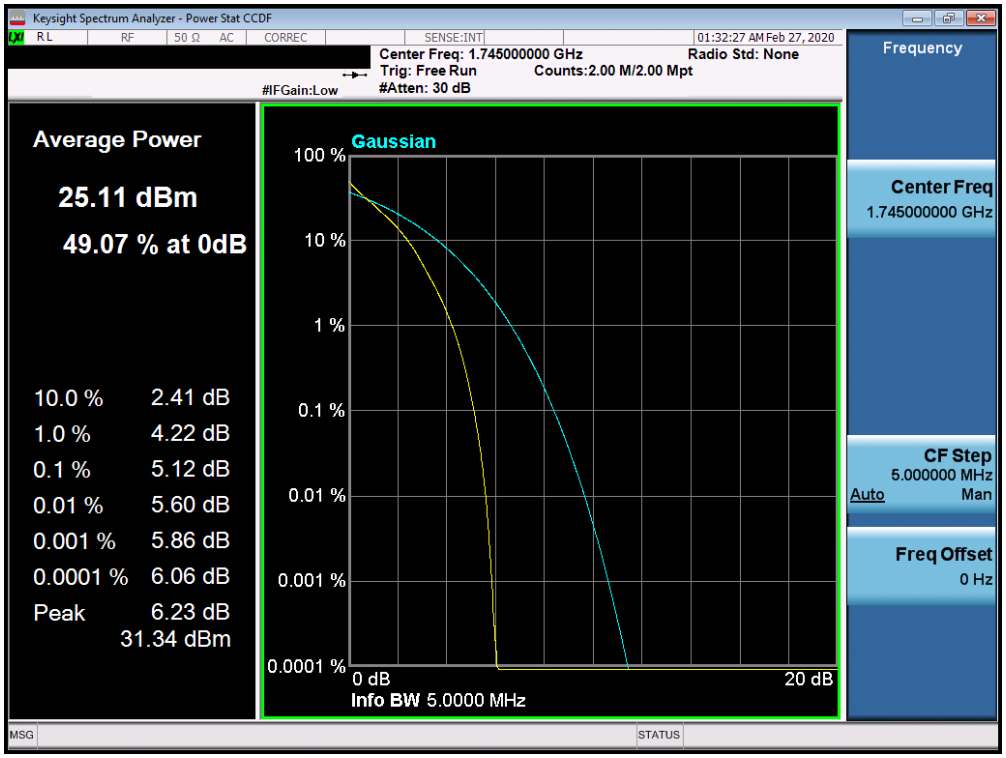

Plot 7-349. PAR Plot (Band 66 – 5.0MHz QPSK – RB Size 25)

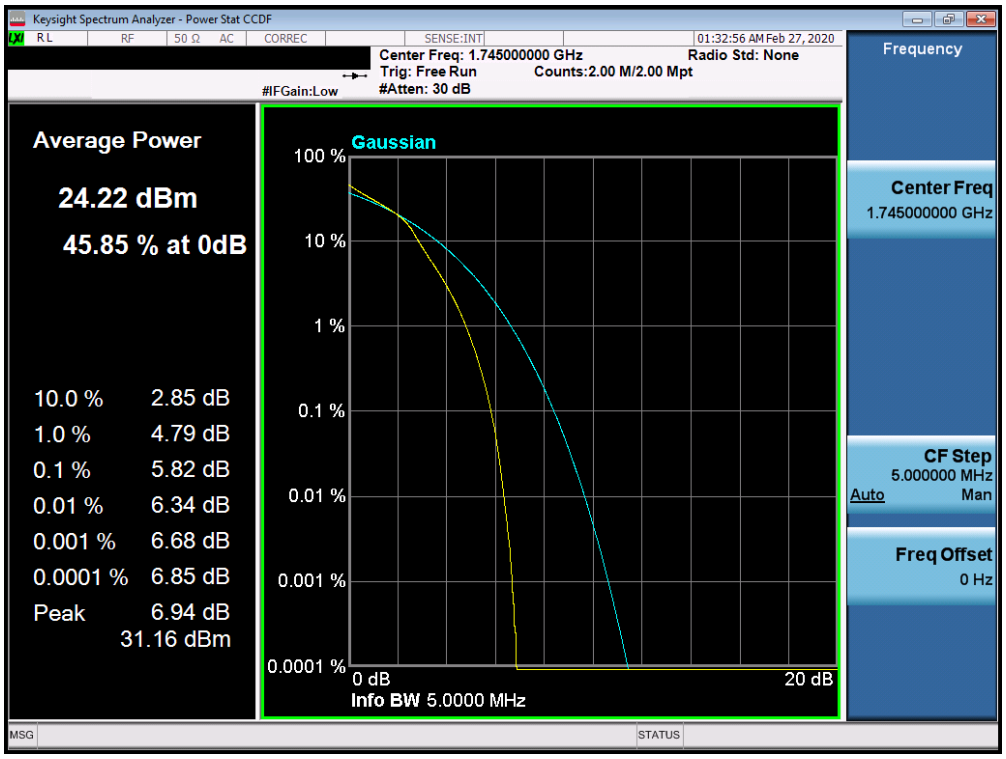

Plot 7-350. PAR Plot (Band 66 – 5.0MHz 16-QAM – RB Size 25)

© 2020 PCTEST
All rights reserved. Unless otherwise specified, no part of this report may be reproduced or utilized in any part, form or by any means, electronic or mechanical, including photocopying and microfilm, without permission in writing from PCTEST If you have any questions about this international copyright or have an enquiry about obtaining additional rights to this report or assembly of contents thereof, please contact INFO@PCTEST.COM.

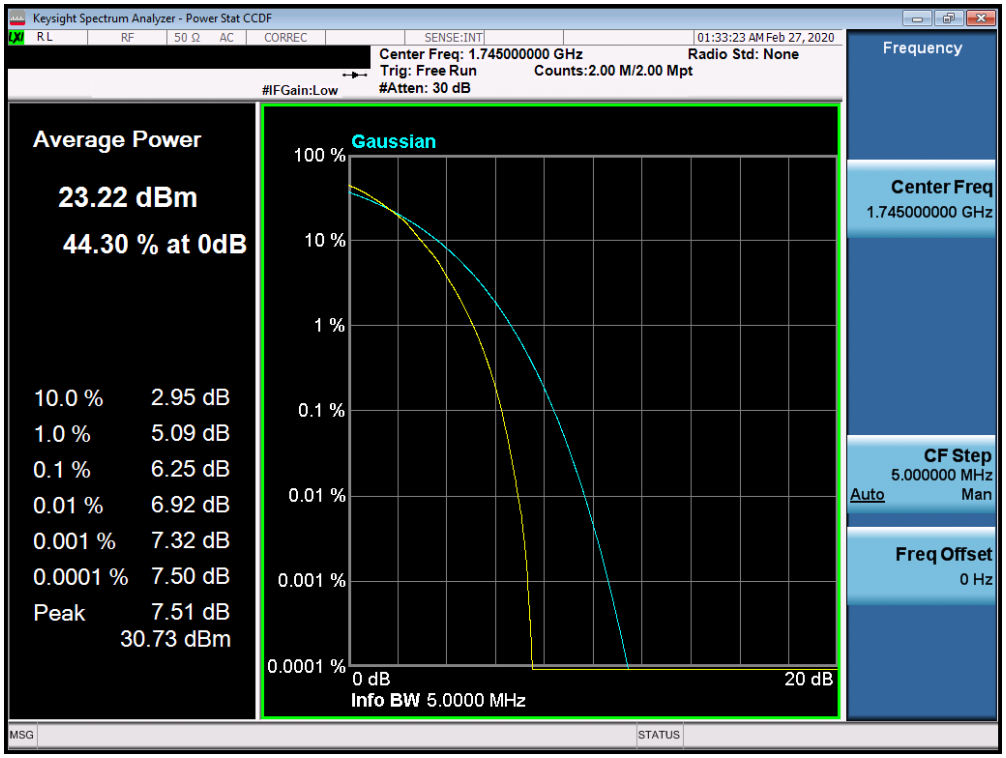

Plot 7-351. PAR Plot (Band 66 – 5.0MHz 64-QAM – RB Size 25)

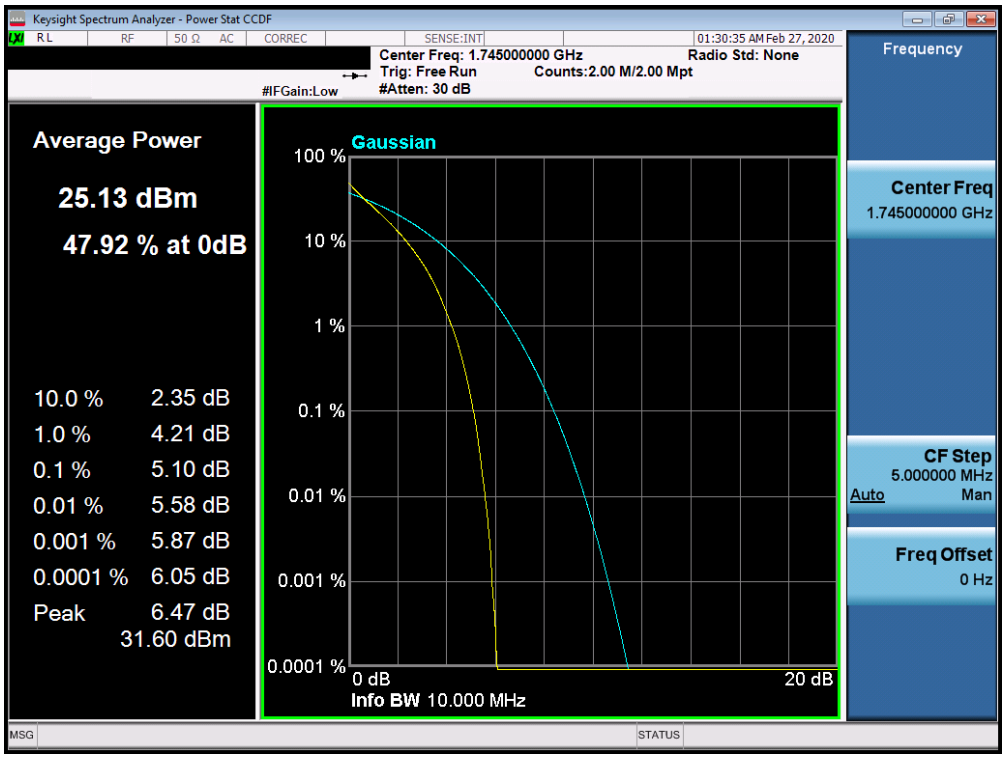

Plot 7-352. PAR Plot (Band 66 – 10.0MHz QPSK – RB Size 50)

© 2020 PCTEST
All rights reserved. Unless otherwise specified, no part of this report may be reproduced or utilized in any part, form or by any means, electronic or mechanical, including photocopying and microfilm, without permission in writing from PCTEST If you have any questions about this international copyright or have an enquiry about obtaining additional rights to this report or assembly of contents thereof, please contact INFO@PCTEST.COM.

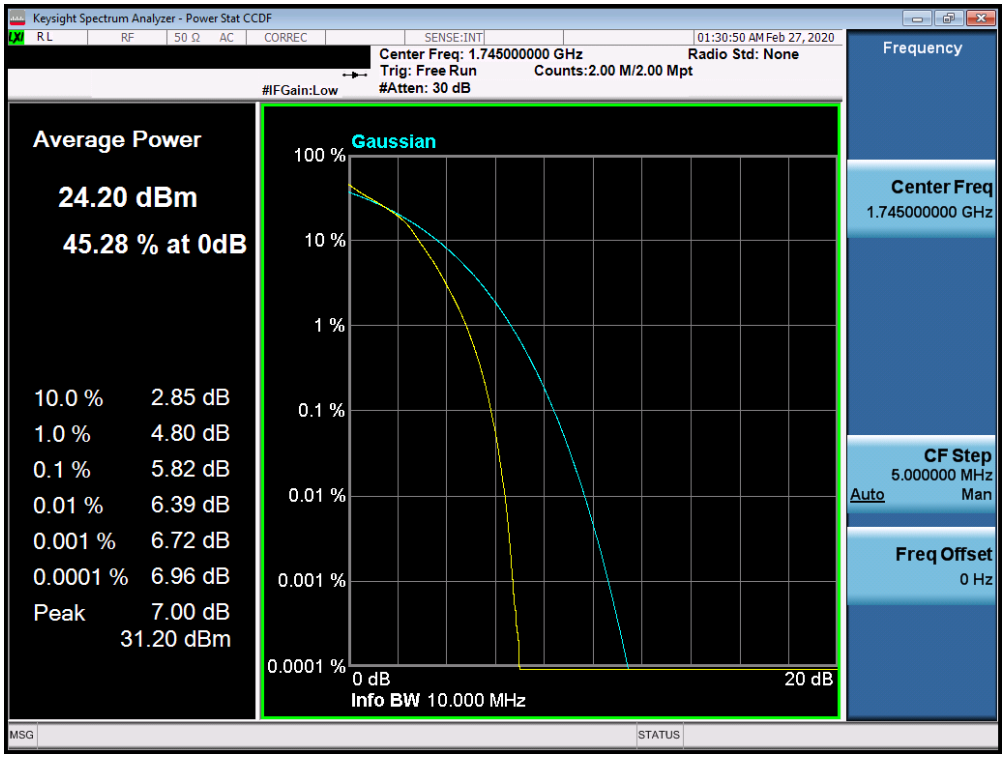

Plot 7-353. PAR Plot (Band 66 – 10.0MHz 16-QAM – RB Size 50)

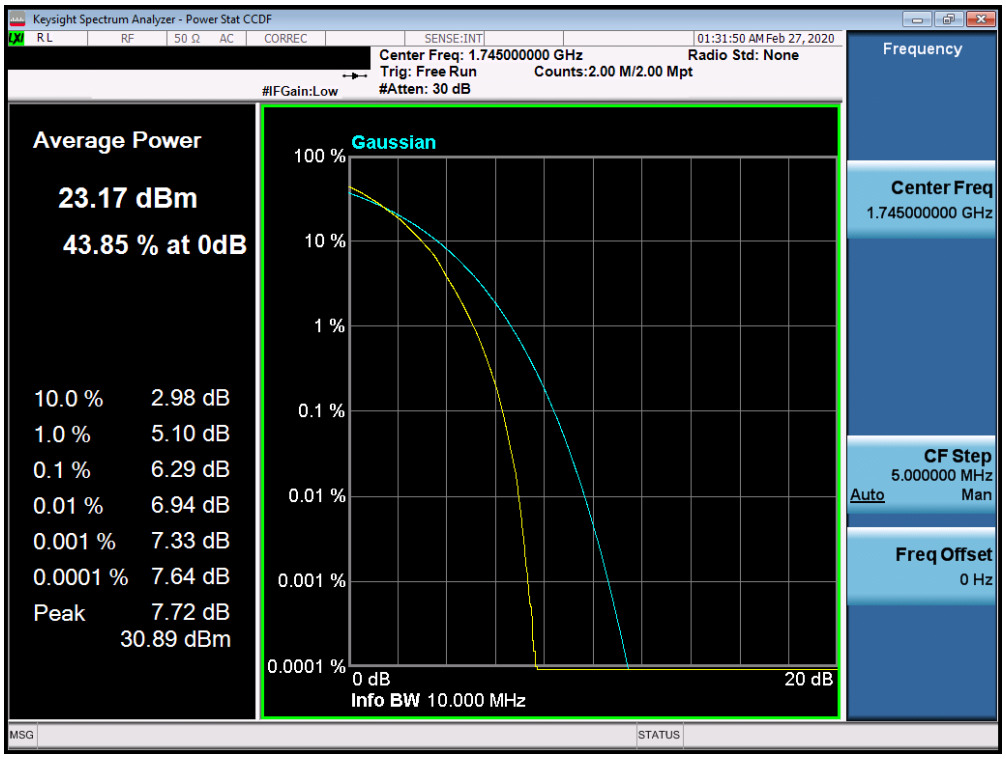

Plot 7-354. PAR Plot (Band 66 – 10.0MHz 64-QAM – RB Size 50)

© 2020 PCTEST
All rights reserved. Unless otherwise specified, no part of this report may be reproduced or utilized in any part, form or by any means, electronic or mechanical, including photocopying and microfilm, without permission in writing from PCTEST If you have any questions about this international copyright or have an enquiry about obtaining additional rights to this report or assembly of contents thereof, please contact INFO@PCTEST.COM.

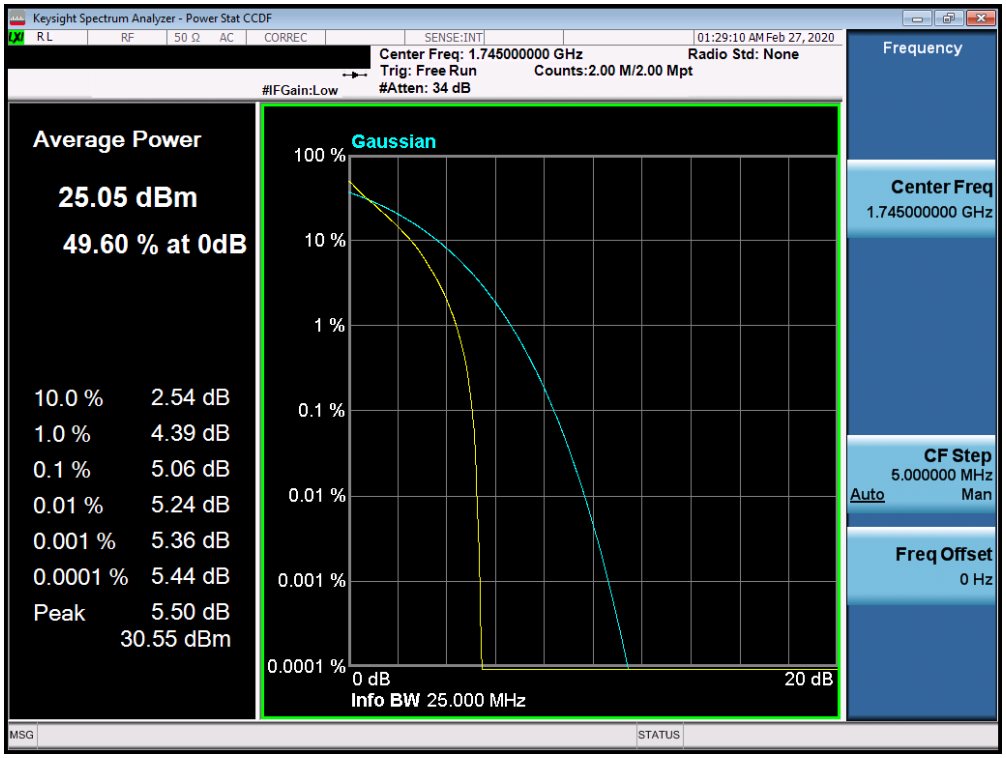

Plot 7-355. PAR Plot (Band 66 – 15.0MHz QPSK – RB Size 75)

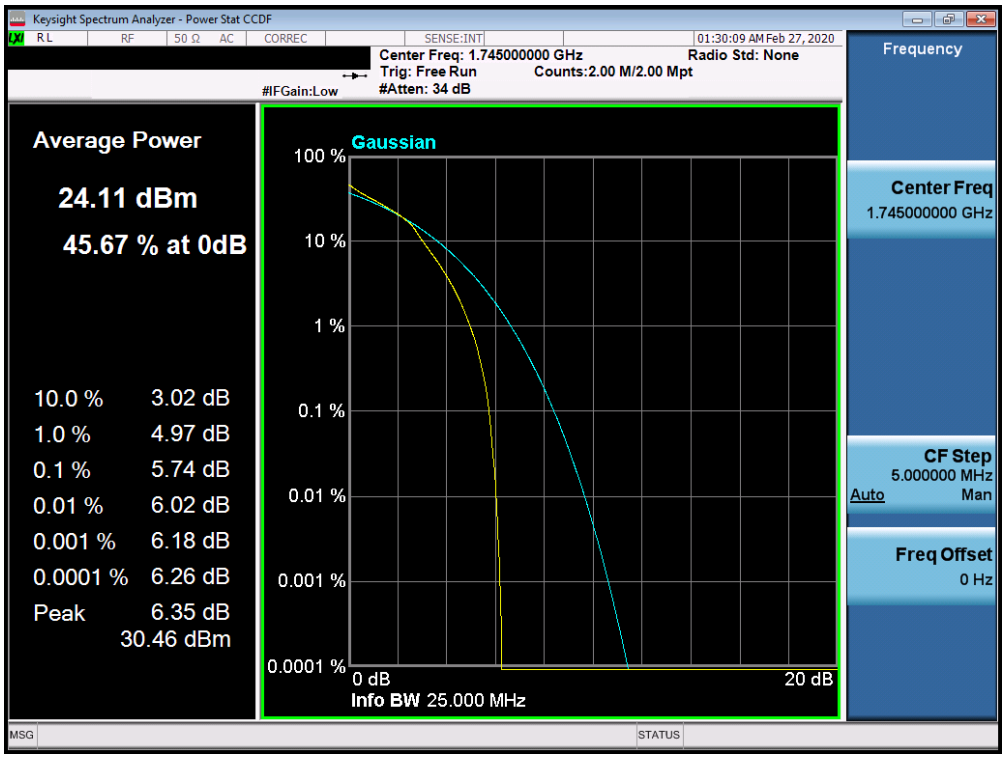

Plot 7-356. PAR Plot (Band 66 – 15.0MHz 16-QAM – RB Size 75)

© 2020 PCTEST
All rights reserved. Unless otherwise specified, no part of this report may be reproduced or utilized in any part, form or by any means, electronic or mechanical, including photocopying and microfilm, without permission in writing from PCTEST If you have any questions about this international copyright or have an enquiry about obtaining additional rights to this report or assembly of contents thereof, please contact INFO@PCTEST.COM.

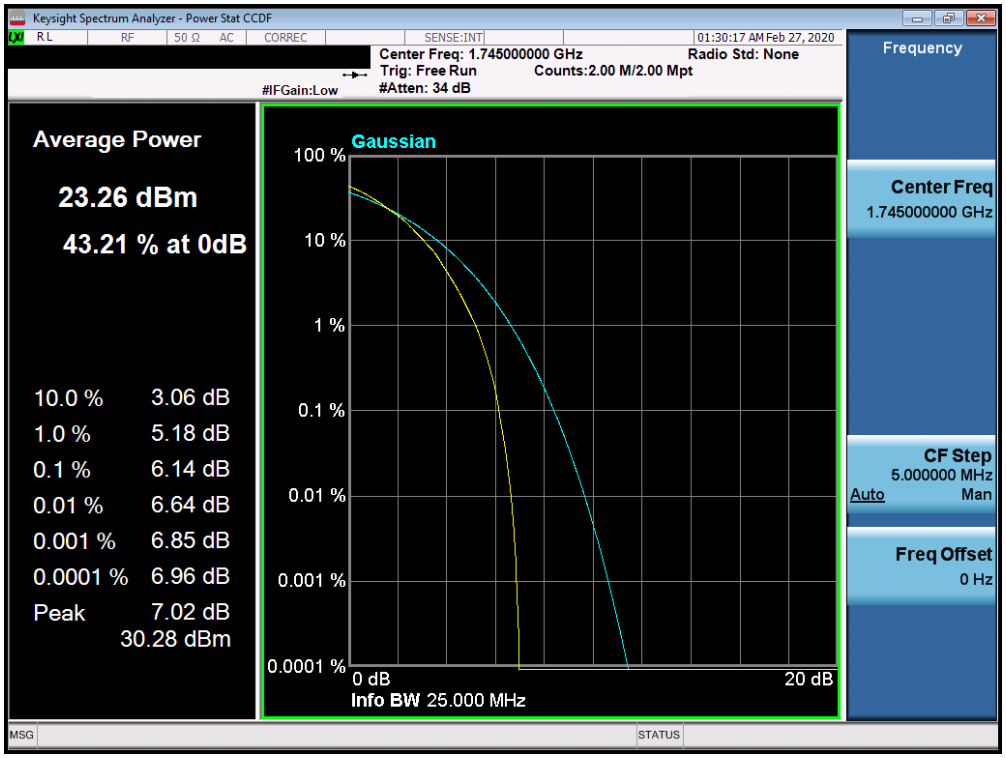

Plot 7-357. PAR Plot (Band 66 – 15.0MHz 64-QAM – RB Size 75)

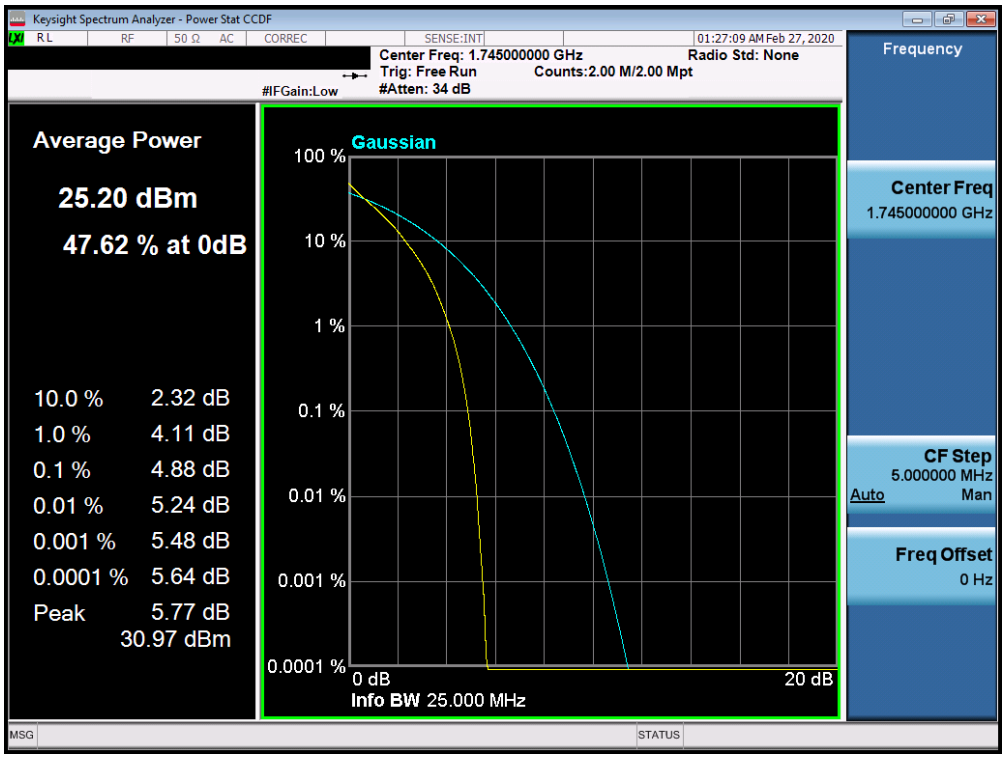

Plot 7-358. PAR Plot (Band 66 – 20.0MHz QPSK – RB Size 100)

© 2020 PCTEST
All rights reserved. Unless otherwise specified, no part of this report may be reproduced or utilized in any part, form or by any means, electronic or mechanical, including photocopying and microfilm, without permission in writing from PCTEST If you have any questions about this international copyright or have an enquiry about obtaining additional rights to this report or assembly of contents thereof, please contact INFO@PCTEST.COM.

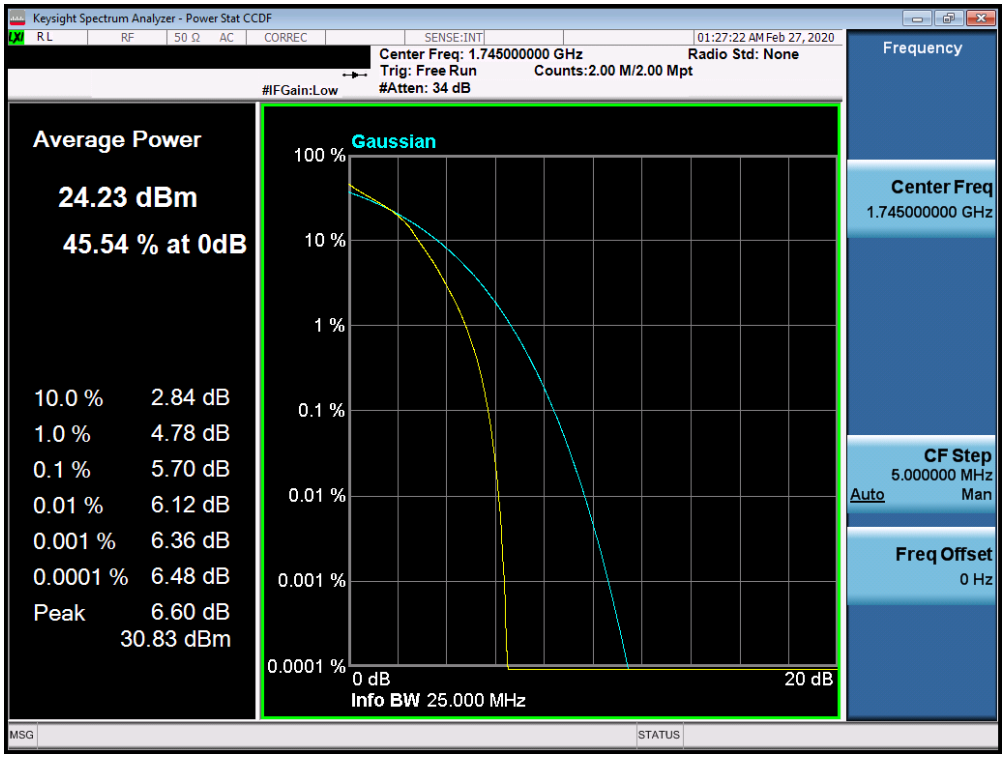

Plot 7-359. PAR Plot (Band 66 – 20.0MHz 16-QAM – RB Size 75)

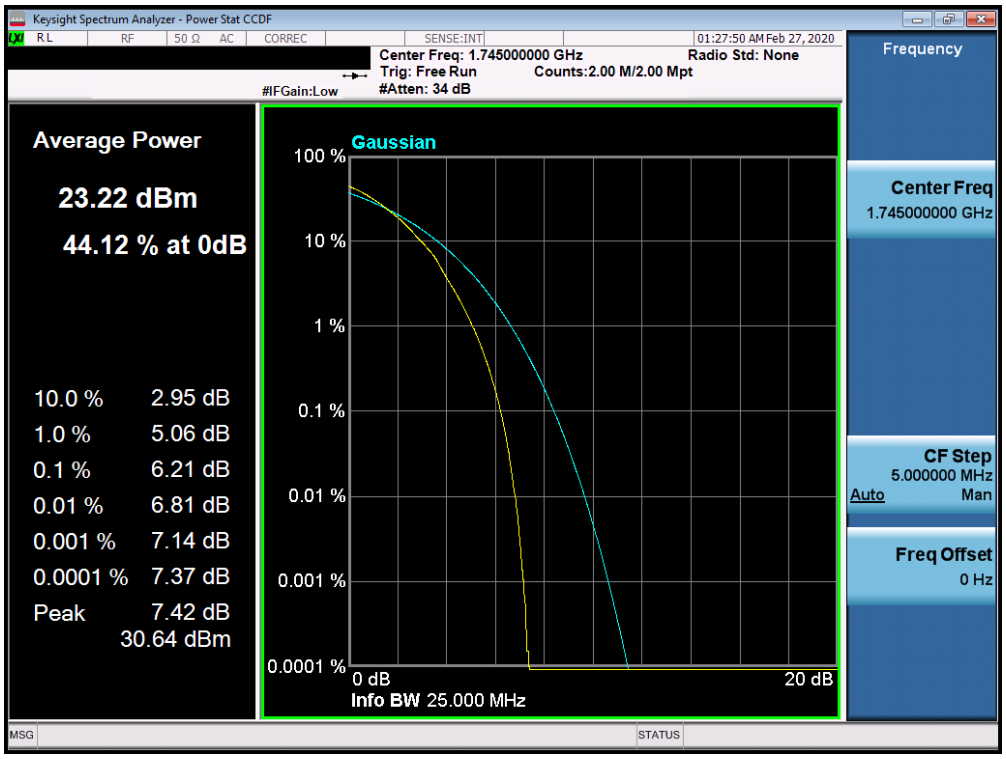

Plot 7-360. PAR Plot (Band 66 – 20.0MHz 64-QAM – RB Size 75)

© 2020 PCTEST
All rights reserved. Unless otherwise specified, no part of this report may be reproduced or utilized in any part, form or by any means, electronic or mechanical, including photocopying and microfilm, without permission in writing from PCTEST If you have any questions about this international copyright or have an enquiry about obtaining additional rights to this report or assembly of contents thereof, please contact INFO@PCTEST.COM.

Band 2

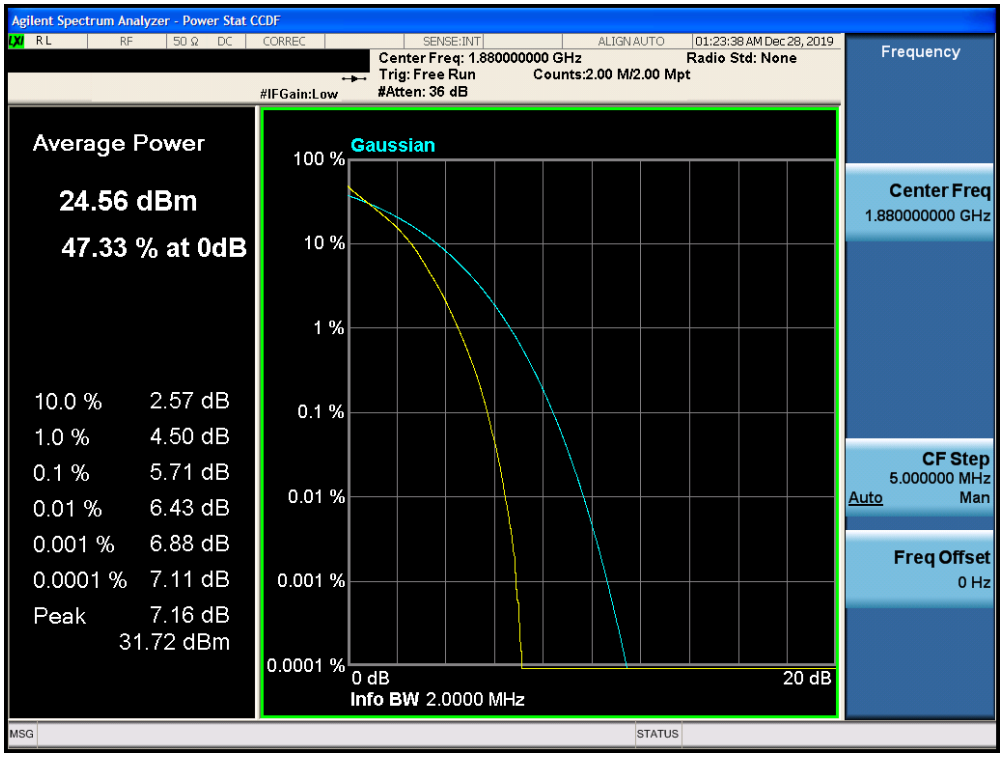

Plot 7-361. PAR Plot (Band 2 – 1.4MHz QPSK – RB Size 6)

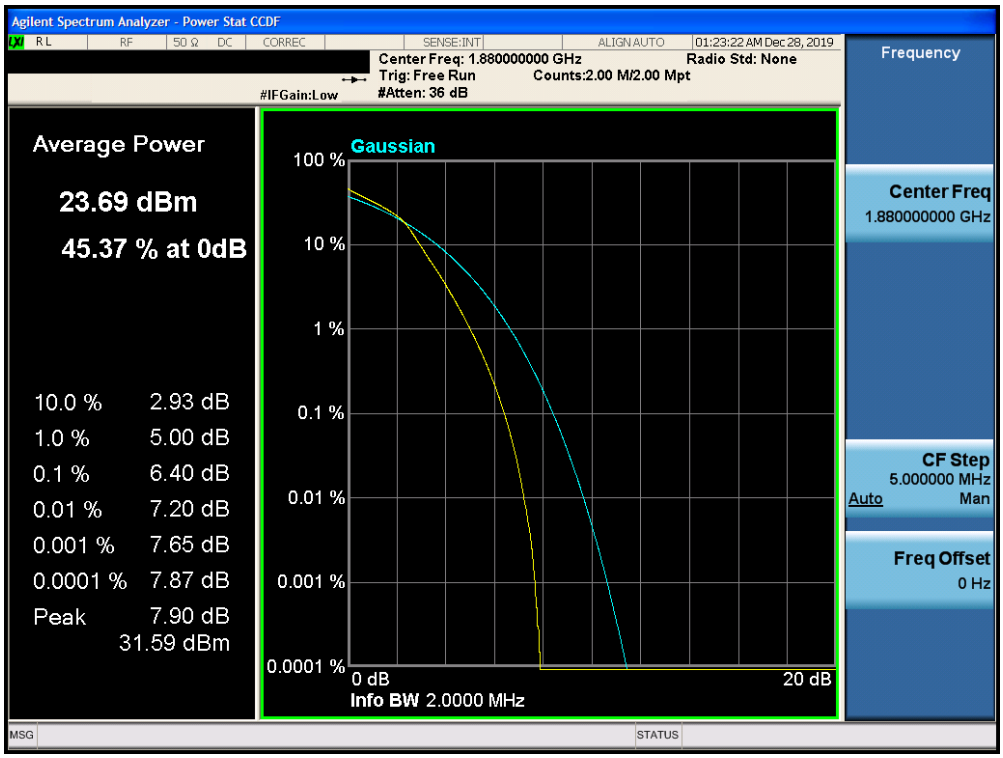

Plot 7-362. PAR Plot (Band 2 – 1.4MHz 16-QAM – RB Size 6)

© 2020 PCTEST
All rights reserved. Unless otherwise specified, no part of this report may be reproduced or utilized in any part, form or by any means, electronic or mechanical, including photocopying and microfilm, without permission in writing from PCTEST If you have any questions about this international copyright or have an enquiry about obtaining additional rights to this report or assembly of contents thereof, please contact INFO@PCTEST.COM.

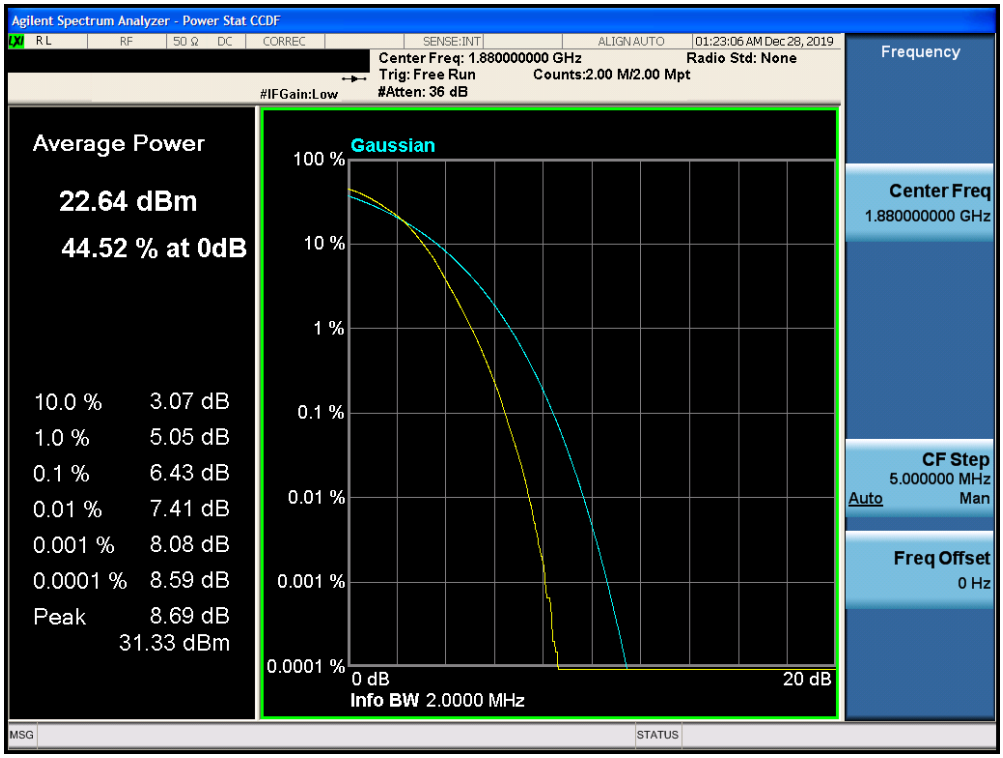

Plot 7-363. PAR Plot (Band 2 – 1.4MHz 64-QAM – RB Size 6)

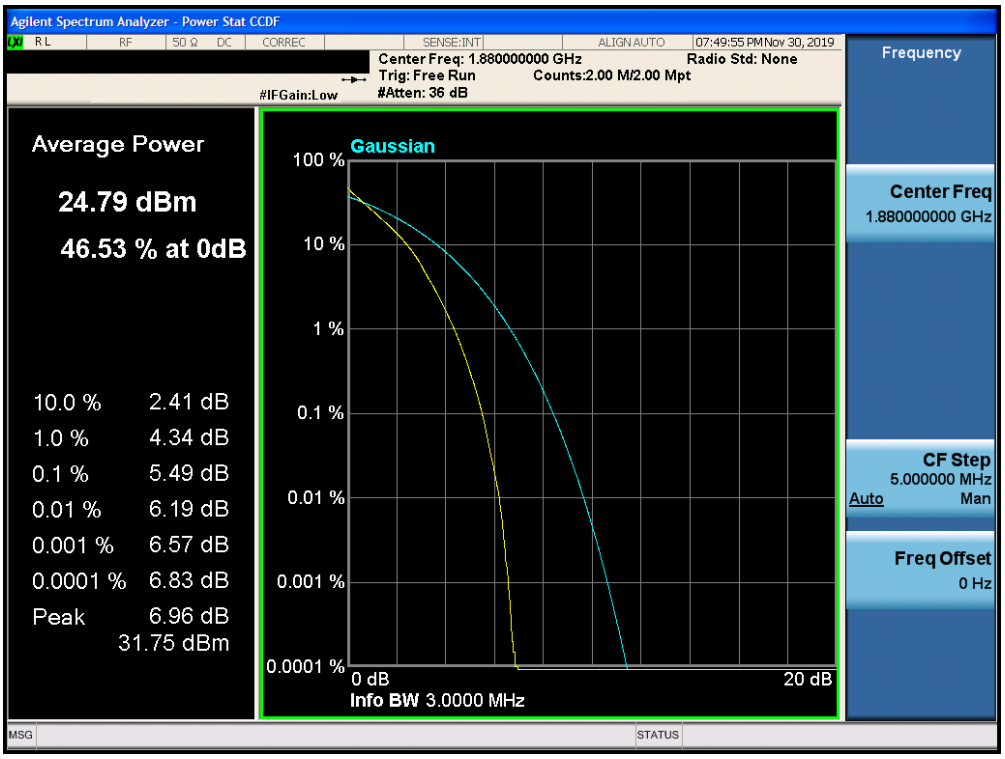

Plot 7-364. PAR Plot (Band 2 – 3.0MHz QPSK – RB Size 15)

© 2020 PCTEST
All rights reserved. Unless otherwise specified, no part of this report may be reproduced or utilized in any part, form or by any means, electronic or mechanical, including photocopying and microfilm, without permission in writing from PCTEST If you have any questions about this international copyright or have an enquiry about obtaining additional rights to this report or assembly of contents thereof, please contact INFO@PCTEST.COM.

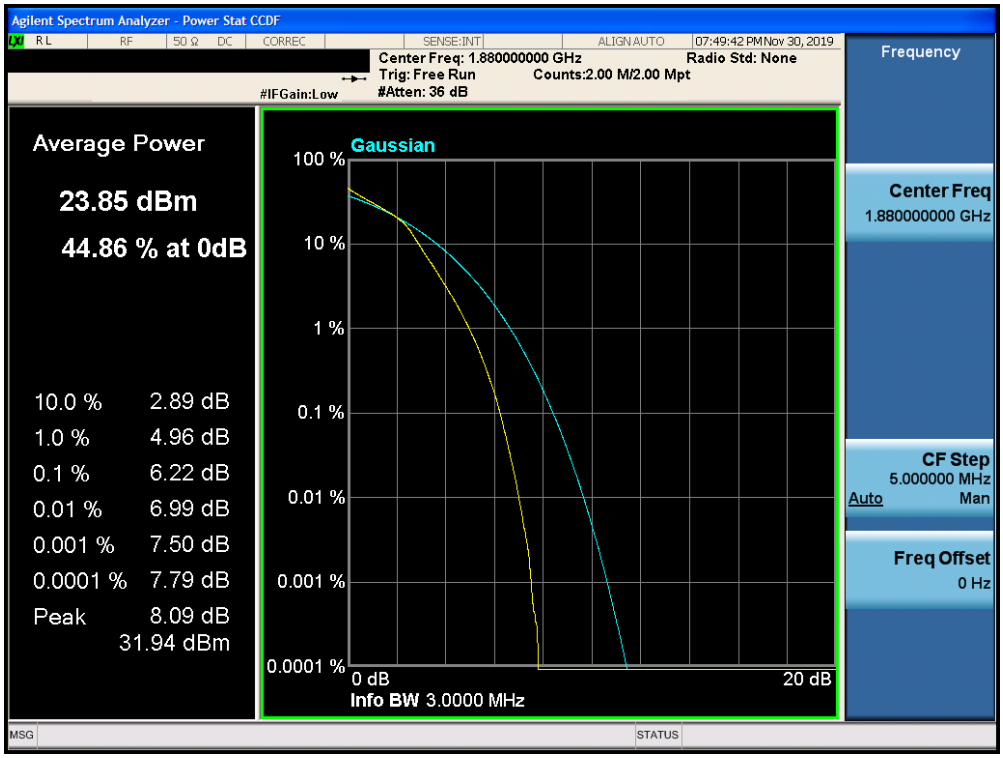

Plot 7-365. PAR Plot (Band 2 – 3.0MHz 16-QAM – RB Size 15)

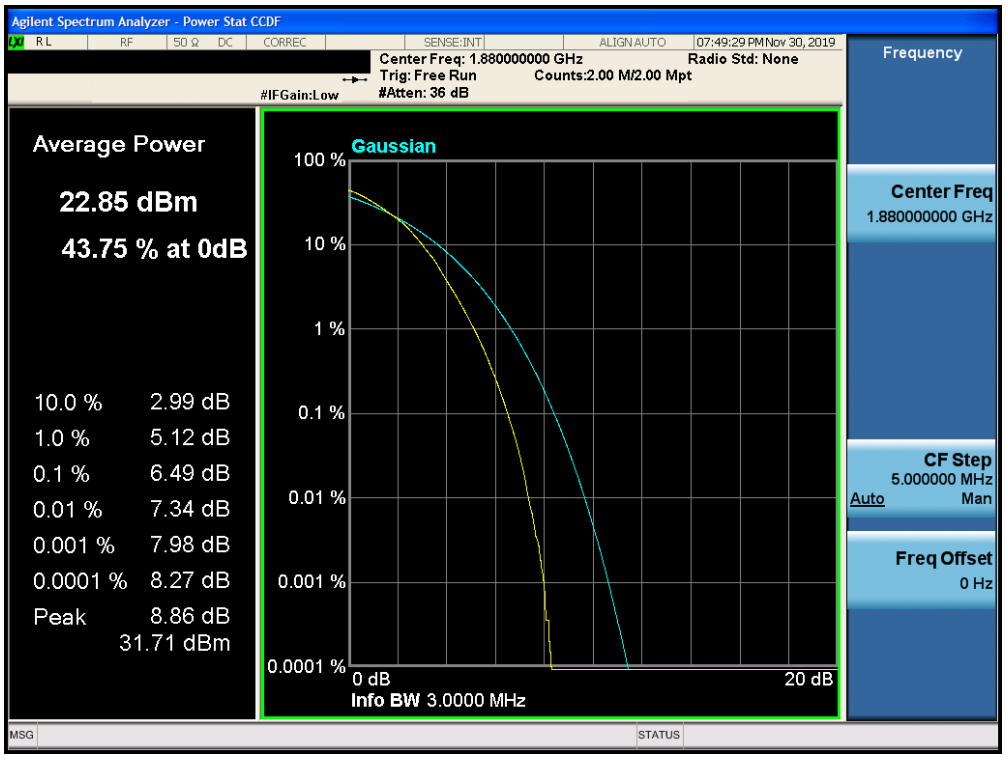

Plot 7-366. PAR Plot (Band 2 – 3.0MHz 64-QAM – RB Size 15)

© 2020 PCTEST
All rights reserved. Unless otherwise specified, no part of this report may be reproduced or utilized in any part, form or by any means, electronic or mechanical, including photocopying and microfilm, without permission in writing from PCTEST If you have any questions about this international copyright or have an enquiry about obtaining additional rights to this report or assembly of contents thereof, please contact INFO@PCTEST.COM.

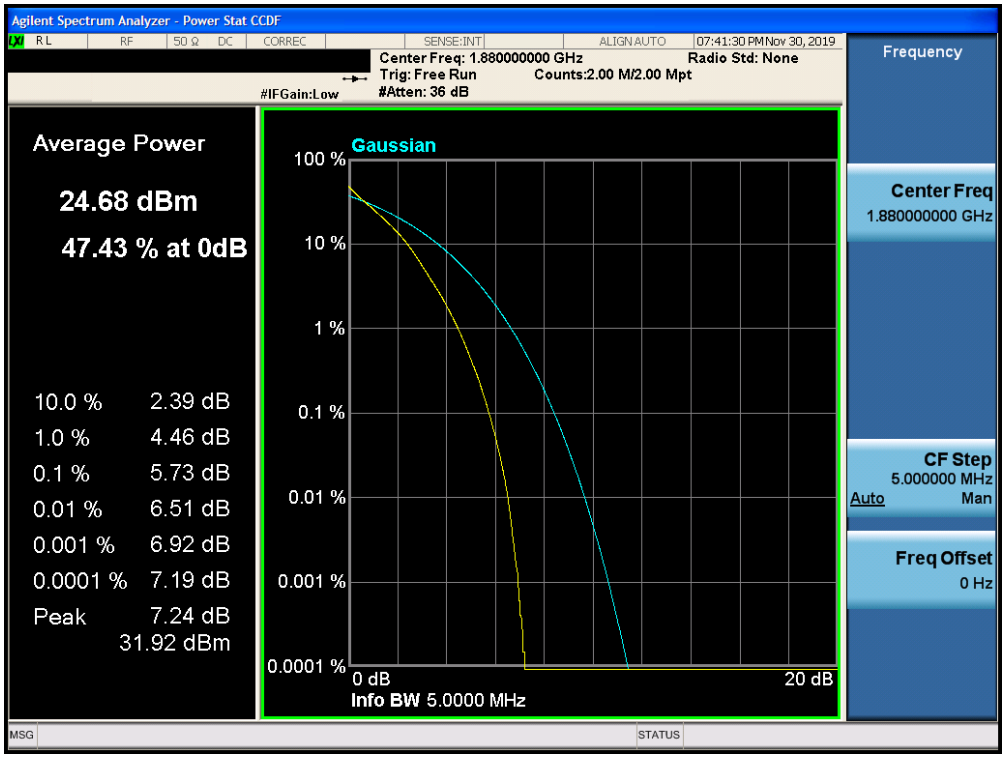

Plot 7-367. PAR Plot (Band 2 – 5.0MHz QPSK – RB Size 25)

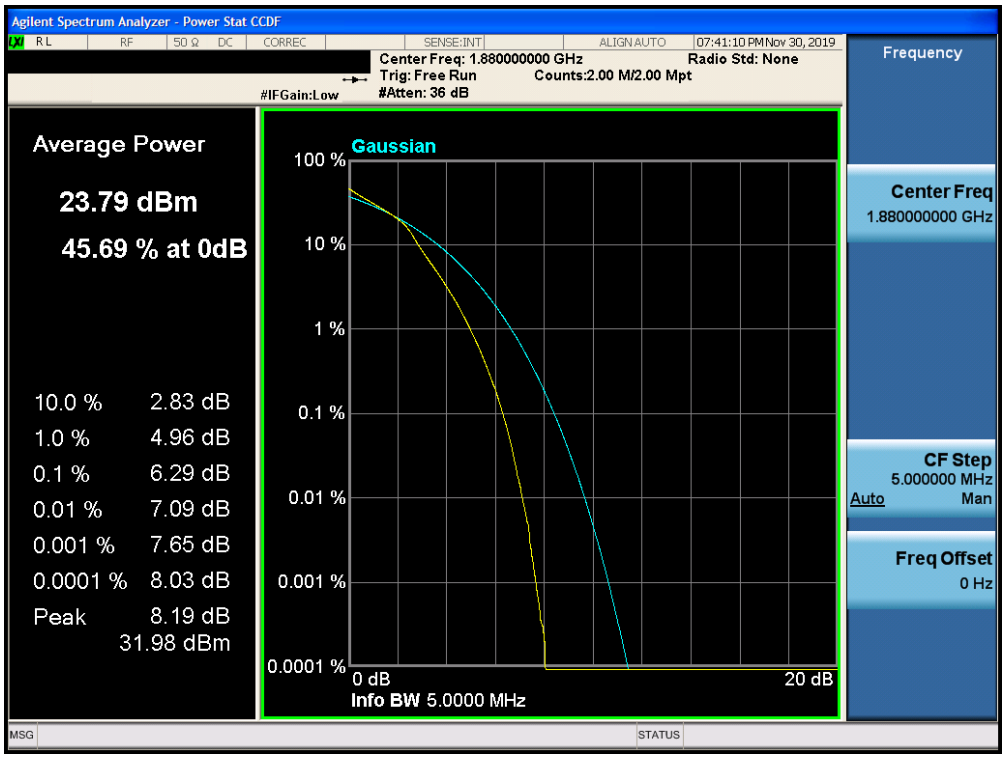

Plot 7-368. PAR Plot (Band 2 – 5.0MHz 16-QAM – RB Size 25)

© 2020 PCTEST
All rights reserved. Unless otherwise specified, no part of this report may be reproduced or utilized in any part, form or by any means, electronic or mechanical, including photocopying and microfilm, without permission in writing from PCTEST If you have any questions about this international copyright or have an enquiry about obtaining additional rights to this report or assembly of contents thereof, please contact INFO@PCTEST.COM.

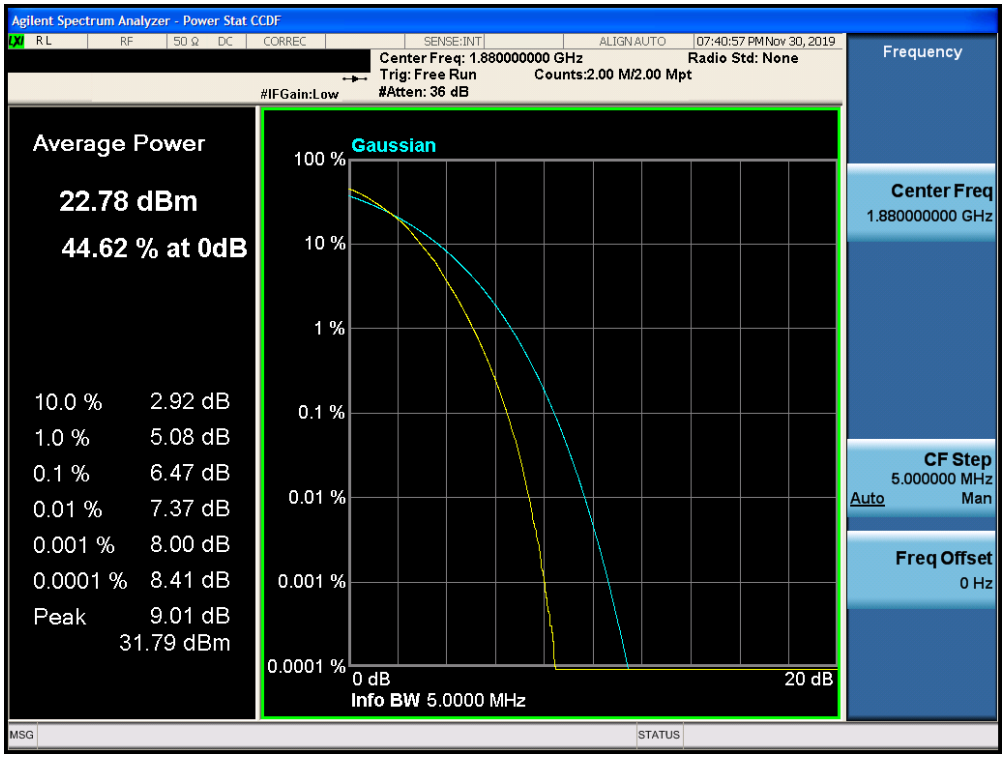

Plot 7-369. PAR Plot (Band 2 – 5.0MHz 64-QAM – RB Size 25)

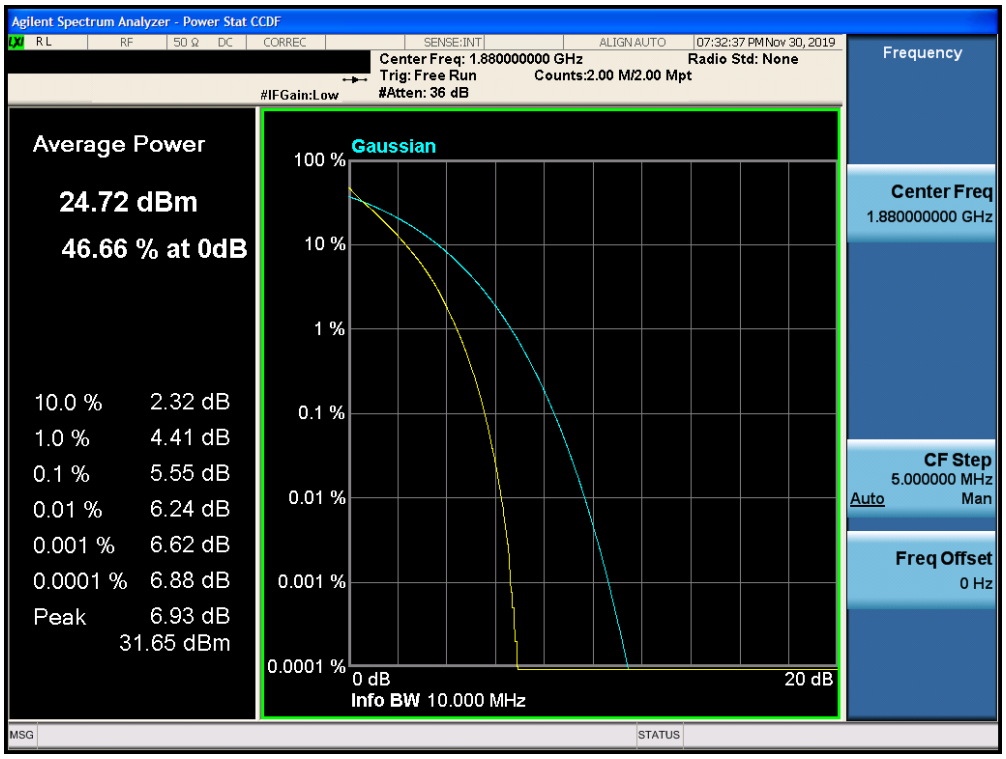

Plot 7-370. PAR Plot (Band 2 – 10.0MHz QPSK – RB Size 50)

© 2020 PCTEST
All rights reserved. Unless otherwise specified, no part of this report may be reproduced or utilized in any part, form or by any means, electronic or mechanical, including photocopying and microfilm, without permission in writing from PCTEST If you have any questions about this international copyright or have an enquiry about obtaining additional rights to this report or assembly of contents thereof, please contact INFO@PCTEST.COM.

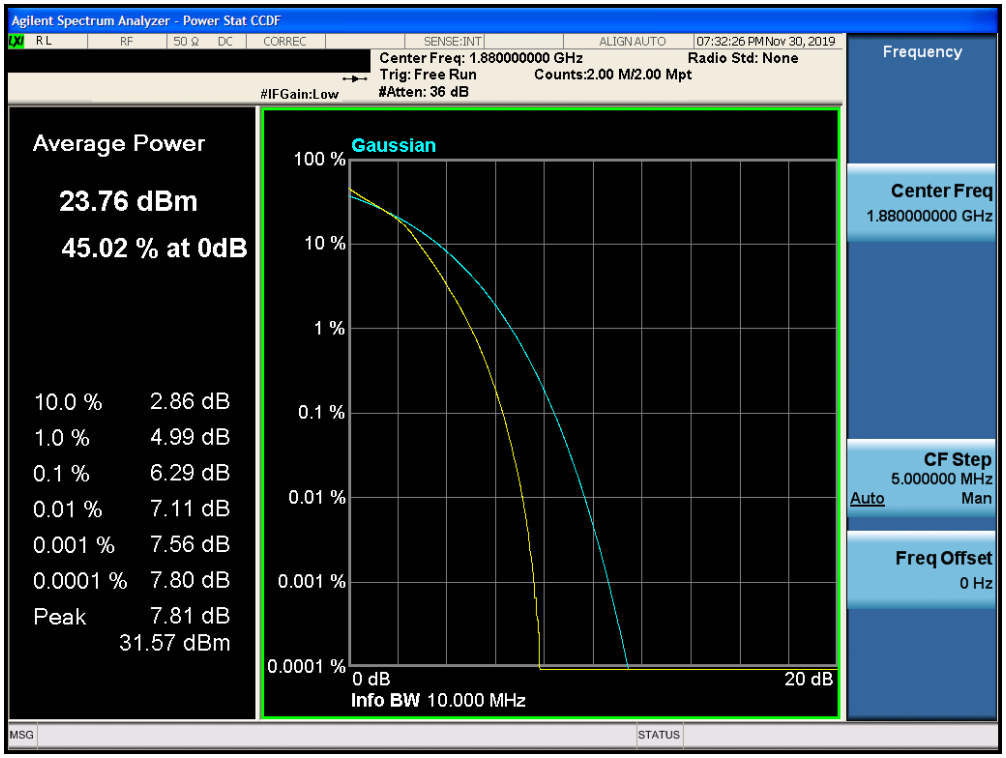

Plot 7-371. PAR Plot (Band 2 – 10.0MHz 16-QAM – RB Size 50)

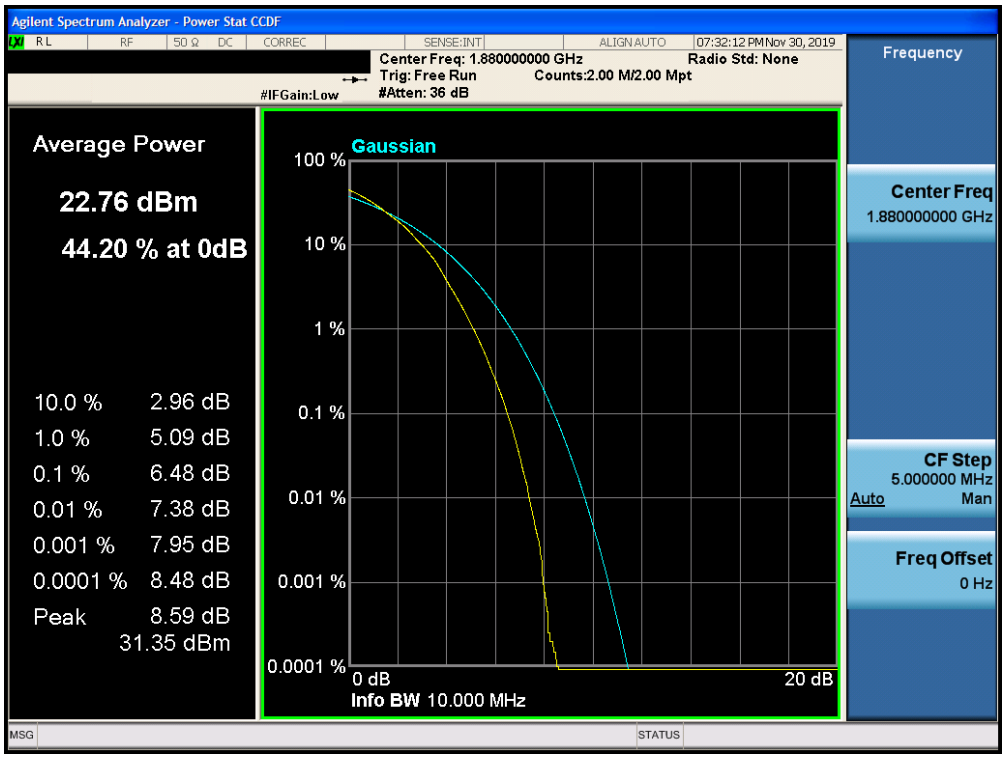

Plot 7-372. PAR Plot (Band 2 – 10.0MHz 64-QAM – RB Size 50)

© 2020 PCTEST
All rights reserved. Unless otherwise specified, no part of this report may be reproduced or utilized in any part, form or by any means, electronic or mechanical, including photocopying and microfilm, without permission in writing from PCTEST If you have any questions about this international copyright or have an enquiry about obtaining additional rights to this report or assembly of contents thereof, please contact INFO@PCTEST.COM.

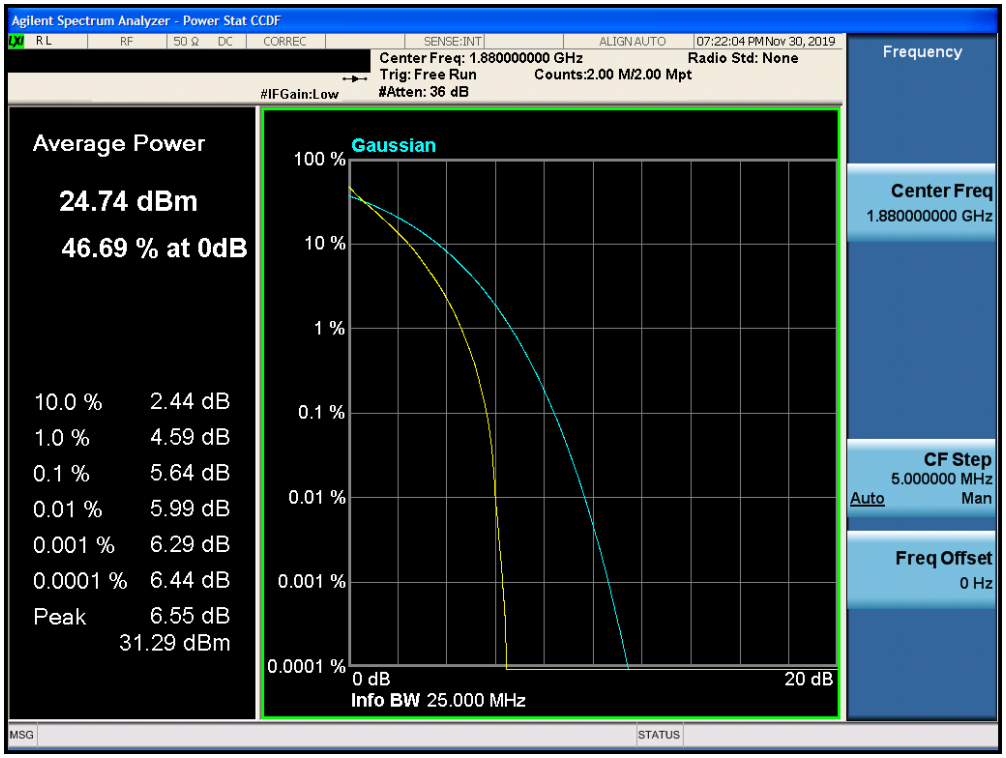

Plot 7-373. PAR Plot (Band 2 – 15.0MHz QPSK – RB Size 75)

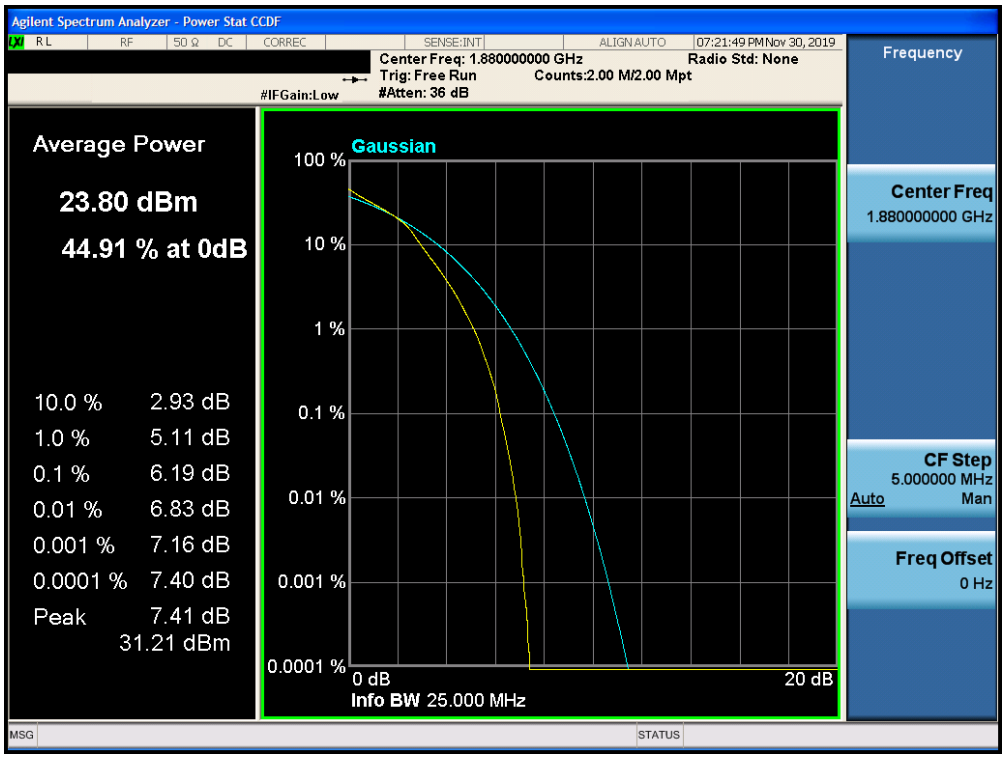

Plot 7-374. PAR Plot (Band 2 – 15.0MHz 16-QAM – RB Size 75)

© 2020 PCTEST
All rights reserved. Unless otherwise specified, no part of this report may be reproduced or utilized in any part, form or by any means, electronic or mechanical, including photocopying and microfilm, without permission in writing from PCTEST If you have any questions about this international copyright or have an enquiry about obtaining additional rights to this report or assembly of contents thereof, please contact INFO@PCTEST.COM.

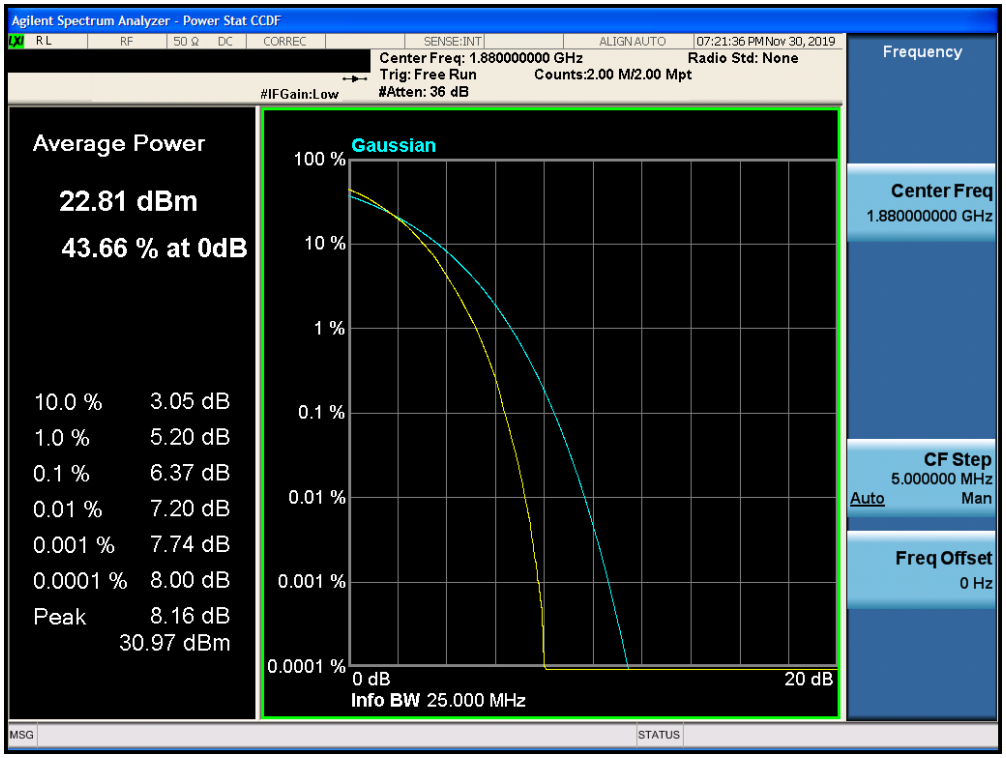

Plot 7-375. PAR Plot (Band 2 – 15.0MHz 64-QAM – RB Size 75)

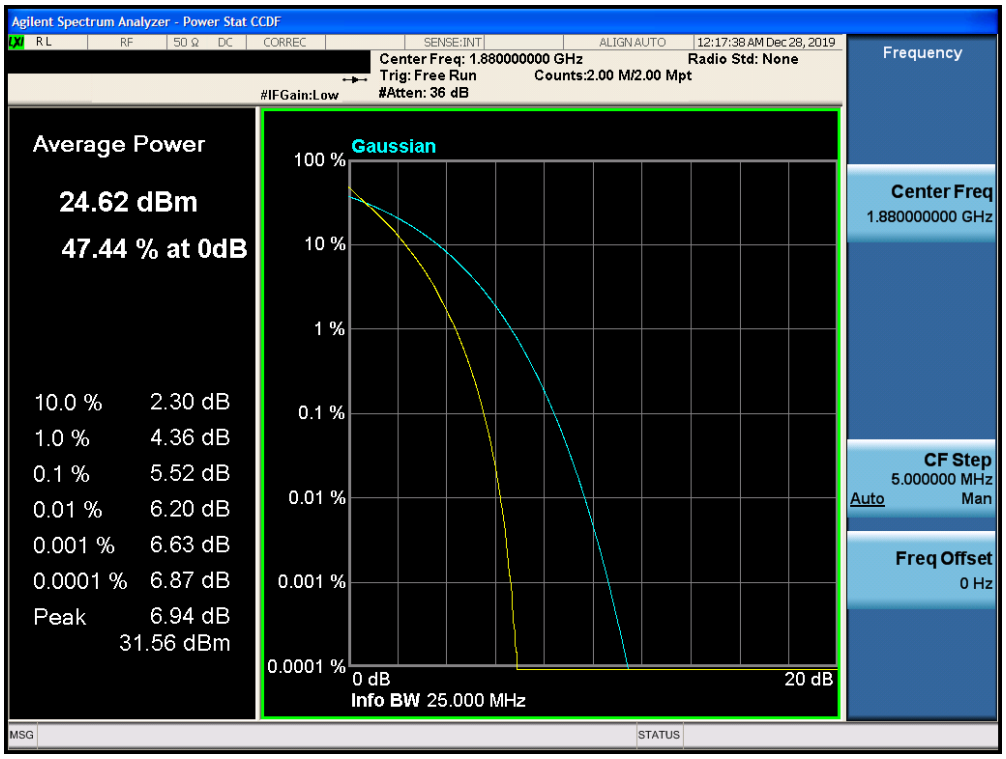

Plot 7-376. PAR Plot (Band 2 – 20.0MHz QPSK – RB Size 100)

© 2020 PCTEST
All rights reserved. Unless otherwise specified, no part of this report may be reproduced or utilized in any part, form or by any means, electronic or mechanical, including photocopying and microfilm, without permission in writing from PCTEST If you have any questions about this international copyright or have an enquiry about obtaining additional rights to this report or assembly of contents thereof, please contact INFO@PCTEST.COM.

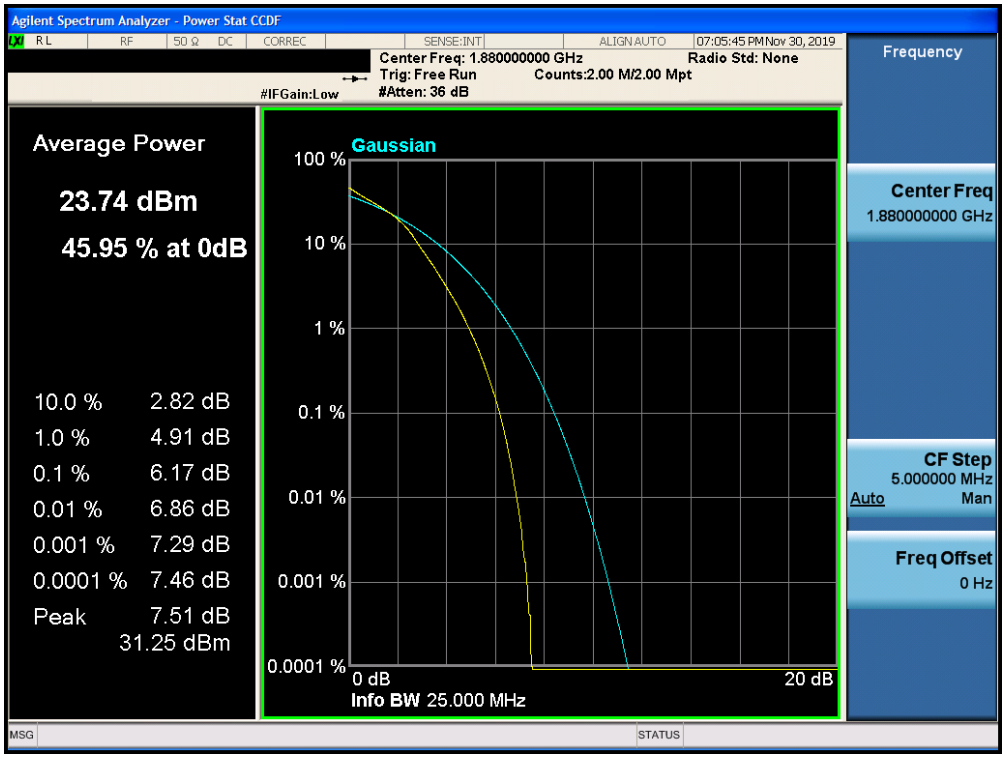

Plot 7-377. PAR Plot (Band 2 – 20.0MHz 16-QAM – RB Size 100)

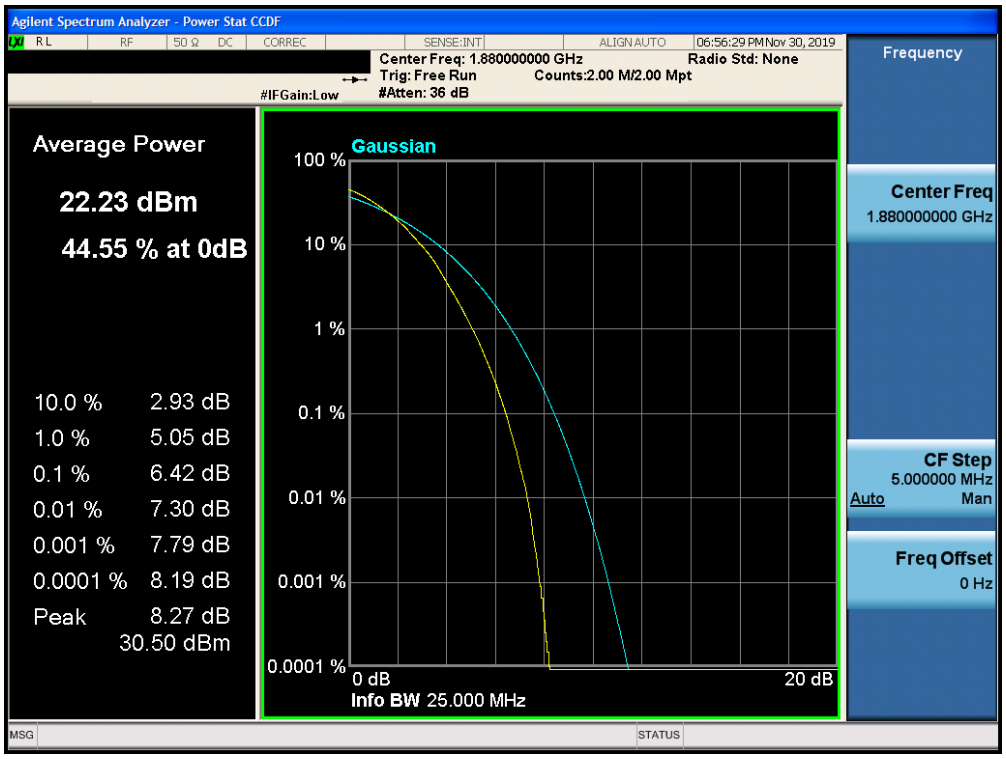

Plot 7-378. PAR Plot (Band 2 – 20.0MHz 64-QAM – RB Size 100)

© 2020 PCTEST
All rights reserved. Unless otherwise specified, no part of this report may be reproduced or utilized in any part, form or by any means, electronic or mechanical, including photocopying and microfilm, without permission in writing from PCTEST If you have any questions about this international copyright or have an enquiry about obtaining additional rights to this report or assembly of contents thereof, please contact INFO@PCTEST.COM.