Test Notes

1. All emissions that lie in the restricted bands (denoted by a * next to the frequency) specified in §15.205 and Section 8.10 of RSS-Gen are below the limit shown in Table 7-82.
2. All spurious emissions lying in restricted bands specified in §15.205 and Section 8.10 of RSS-Gen are below the limit shown in Table 7-82. All spurious emissions that do not lie in a restricted band are subject to a peak limit of -27dBm/MHz. At a distance of 3 meters, the field strength limit in dBμV/m can be determined by adding a "conversion" factor of 95.2dB to the EIRP limit of -27dBm/MHz to obtain the limit for out of band spurious emissions of 68.2dBμV/m.
3. The antenna is manipulated through typical positions, polarity and length during the tests. The EUT is manipulated through three orthogonal planes.
4. This unit was tested with its standard battery.
5. The spectrum is measured from 9kHz to the 10th harmonic of the fundamental frequency of the transmitter using CISPR quasi peak detector below 1GHz. Above 1 GHz, average and peak measurements were taken using linearly polarized horn antennas. The worst-case emissions are reported however emissions whose levels were not within 20dB of the respective limits were not reported.
6. Emissions below 18GHz were measured at a 3 meter test distance while emissions above 18GHz were measured at a 1 meter test distance with the application of a distance correction factor.
7. The wide spectrum spurious emissions plots shown on the following pages are used only for the purpose of emission identification. Any emissions found to be within 20dB of the limit are fully investigated and the results are shown in this section.
8. The "-" shown in the following RSE tables are used to denote a noise floor measurement.
9. For radiated measurements, emissions were investigated for the fully-loaded RU configuration and for all of the partially-loaded RU configurations. Among all of the available partially-loaded RU configurations, only the configuration with the worst case emissions is reported.

Sample Calculations

Determining Spurious Emissions Levels

- Field Strength Level $_{[dB\mu V/m]}$ = Analyzer Level $_{[dBm]}$ + 107 + AFCL $_{[dB/m]}$
- AFCL $_{[dB/m]}$ = Antenna Factor $_{[dB/m]}$ + Cable Loss $_{[dB]}$
- Margin $_{[dB]}$ = Field Strength Level $_{[dB\mu V/m]}$ – Limit $_{[dB\mu V/m]}$

Radiated Band Edge Measurement Offset

- The amplitude offset shown in the radiated restricted band edge plots in Section 7.6 was calculated using the formula:

  Offset (dB) = (Antenna Factor + Cable Loss + Attenuator) – Preamplifier Gain

7.6.1 SISO Core 0 Radiated Spurious Emission Measurements

© 2020 PCTEST V 9.0 02/01/2019
All rights reserved. Unless otherwise specified, no part of this report may be reproduced or utilized in any part, form or by any means, electronic or mechanical, including photocopying and microfilm, without permission in writing from PCTEST. If you have any questions about this international copyright or have an enquiry about obtaining additional rights to this report or assembly of contents thereof, please contact INFO@PCTEST.COM.

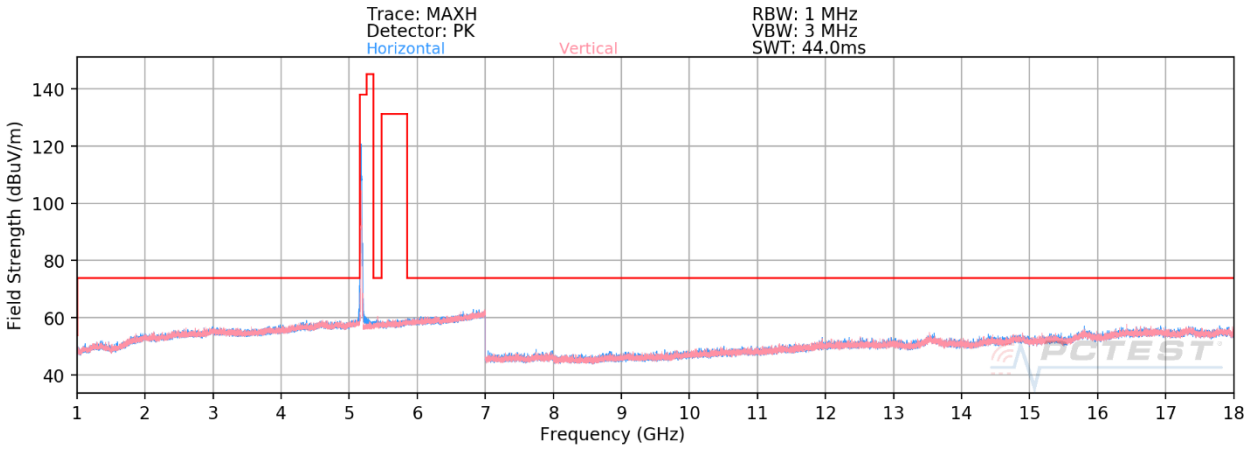

Plot 7-721. Radiated Spurious Plot above 1GHz SISO CORE 0 (802.11ax – U1 Ch. 36 – RU26)

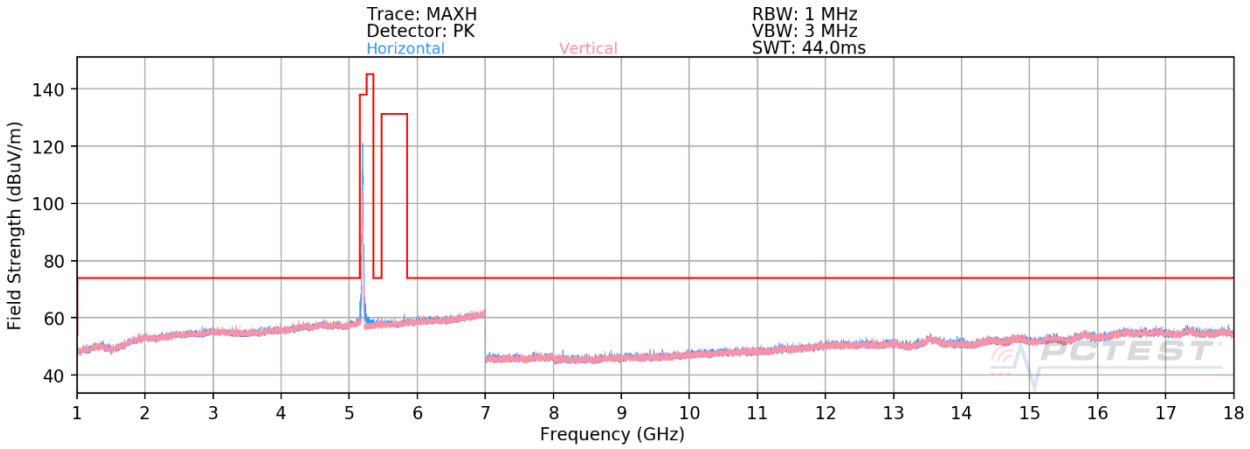

Plot 7-722. Radiated Spurious Plot above 1GHz SISO CORE 0 (802.11ax – U1 Ch. 40 – RU26)

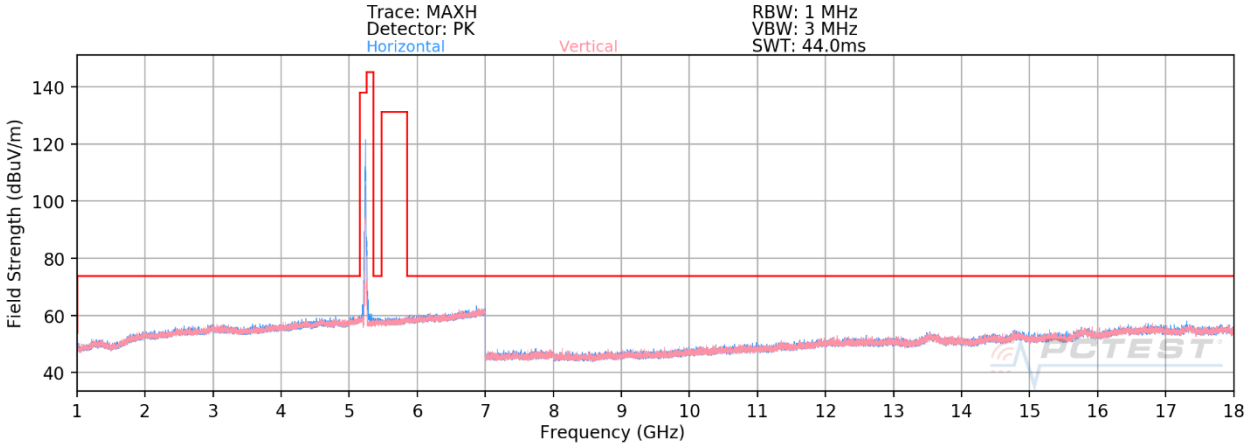

Plot 7-723. Radiated Spurious Plot above 1GHz SISO CORE 0 (802.11ax – U1 Ch. 48 – RU26)

© 2020 PCTEST V 9.0 02/01/2019
All rights reserved. Unless otherwise specified, no part of this report may be reproduced or utilized in any part, form or by any means, electronic or mechanical, including photocopying and microfilm, without permission in writing from PCTEST. If you have any questions about this international copyright or have an enquiry about obtaining additional rights to this report or assembly of contents thereof, please contact INFO@PCTEST.COM.

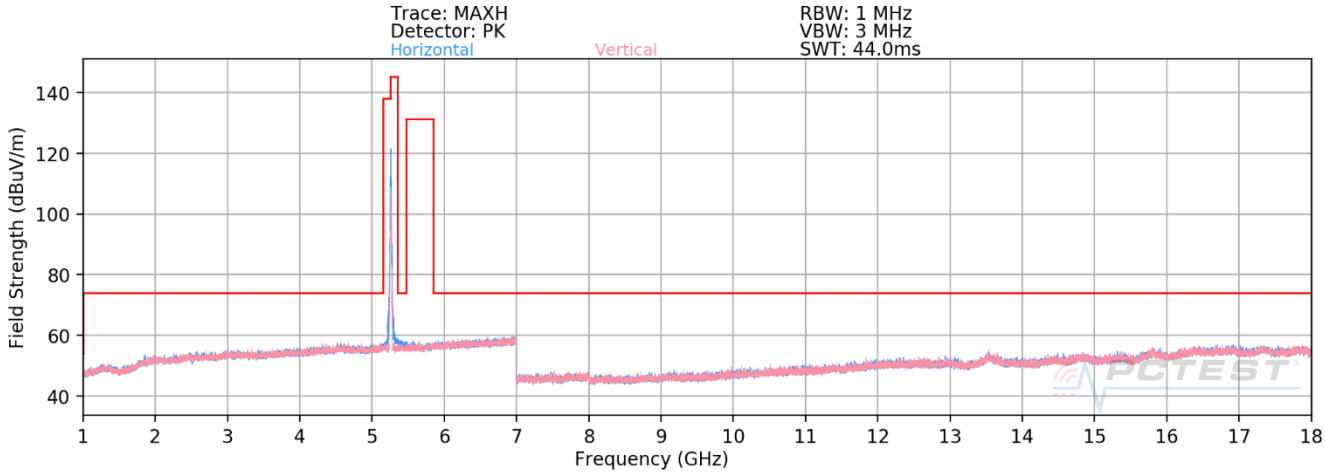

Plot 7-724. Radiated Spurious Plot above 1GHz SISO CORE 0 (802.11ax – U2A Ch. 52 – RU26)

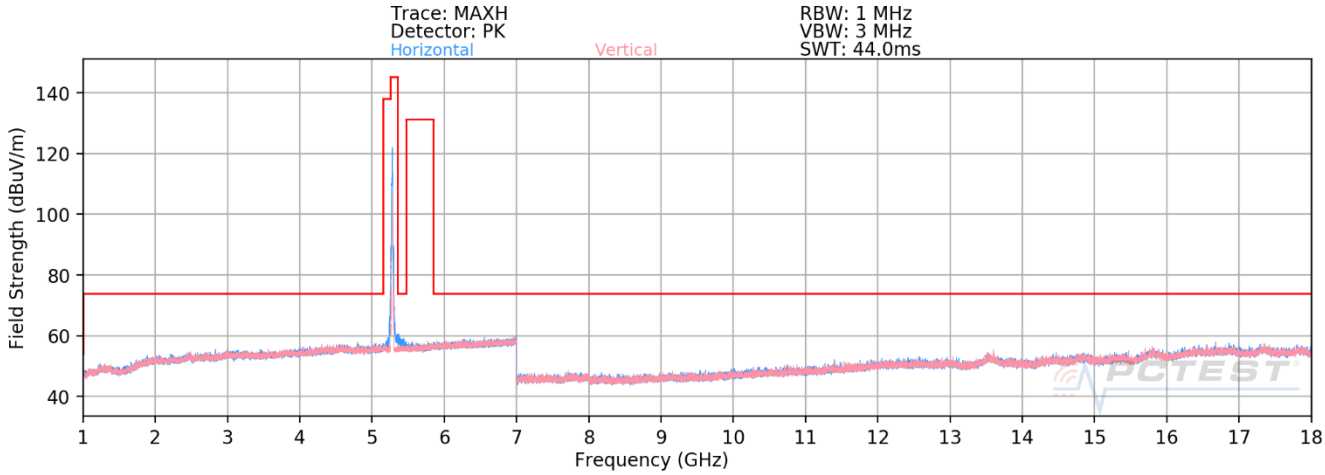

Plot 7-725. Radiated Spurious Plot above 1GHz SISO CORE 0 (802.11ax – U2A Ch. 60 – RU26)

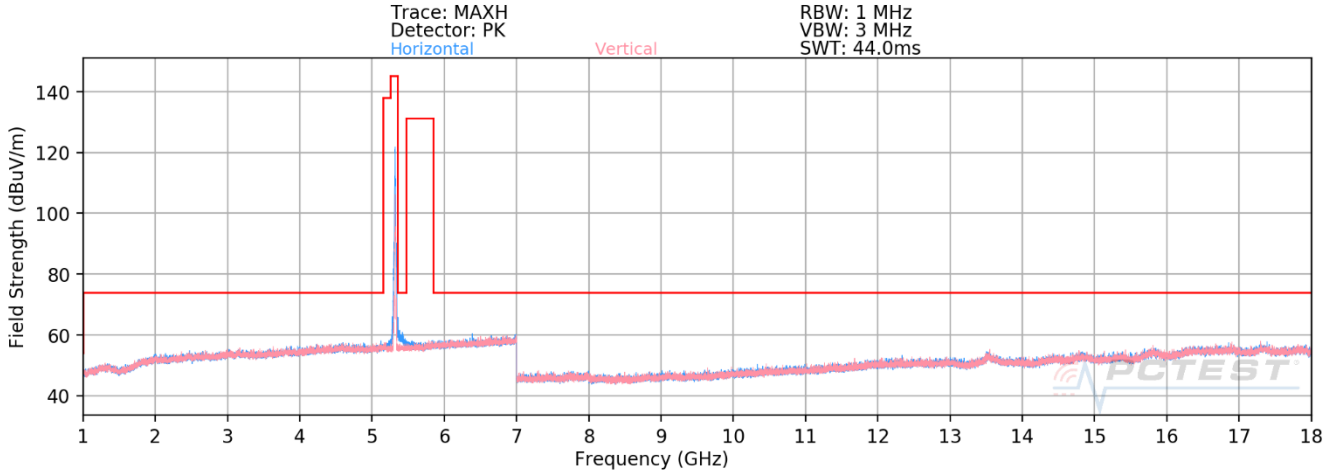

Plot 7-726. Radiated Spurious Plot above 1GHz SISO CORE 0 (802.11ax – U2A Ch. 64 – RU26)

© 2020 PCTEST V 9.0 02/01/2019
All rights reserved. Unless otherwise specified, no part of this report may be reproduced or utilized in any part, form or by any means, electronic or mechanical, including photocopying and microfilm, without permission in writing from PCTEST. If you have any questions about this international copyright or have an enquiry about obtaining additional rights to this report or assembly of contents thereof, please contact INFO@PCTEST.COM.

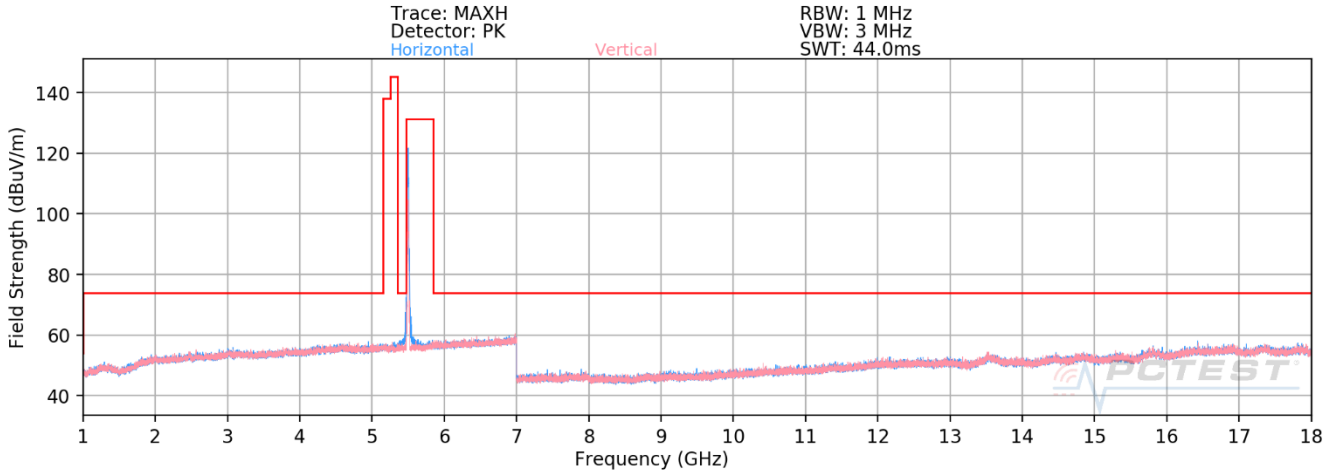

Plot 7-727. Radiated Spurious Plot above 1GHz SISO CORE 0 (802.11ax – U2C Ch. 100 – RU26)

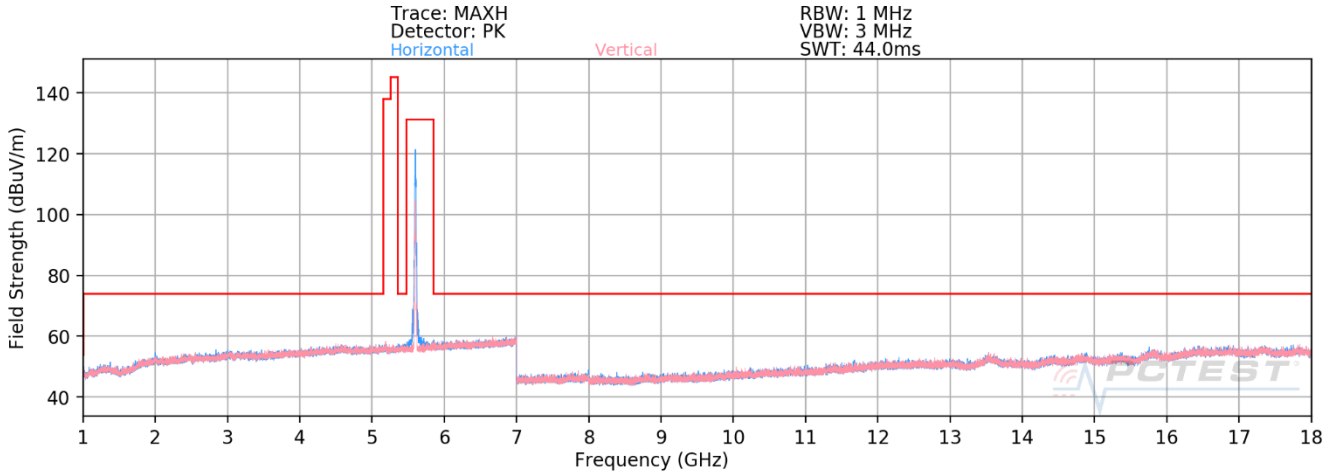

Plot 7-728. Radiated Spurious Plot above 1GHz SISO CORE 0 (802.11ax – U2C Ch. 116 – RU26)

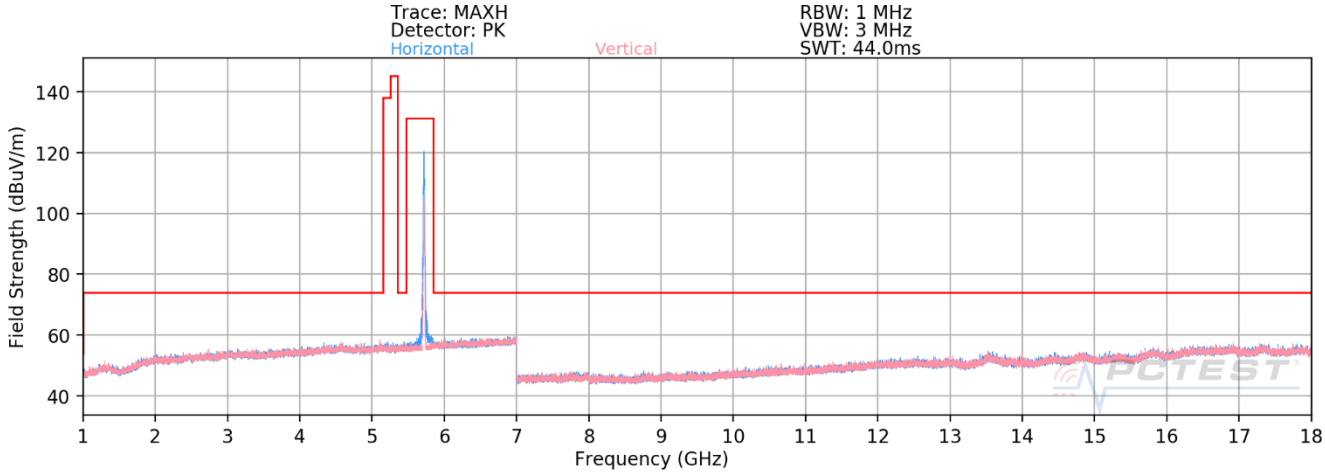

Plot 7-729. Radiated Spurious Plot above 1GHz SISO CORE 0 (802.11ax – U2C Ch. 144 – RU26)

© 2020 PCTEST V 9.0 02/01/2019
All rights reserved. Unless otherwise specified, no part of this report may be reproduced or utilized in any part, form or by any means, electronic or mechanical, including photocopying and microfilm, without permission in writing from PCTEST. If you have any questions about this international copyright or have an enquiry about obtaining additional rights to this report or assembly of contents thereof, please contact INFO@PCTEST.COM.

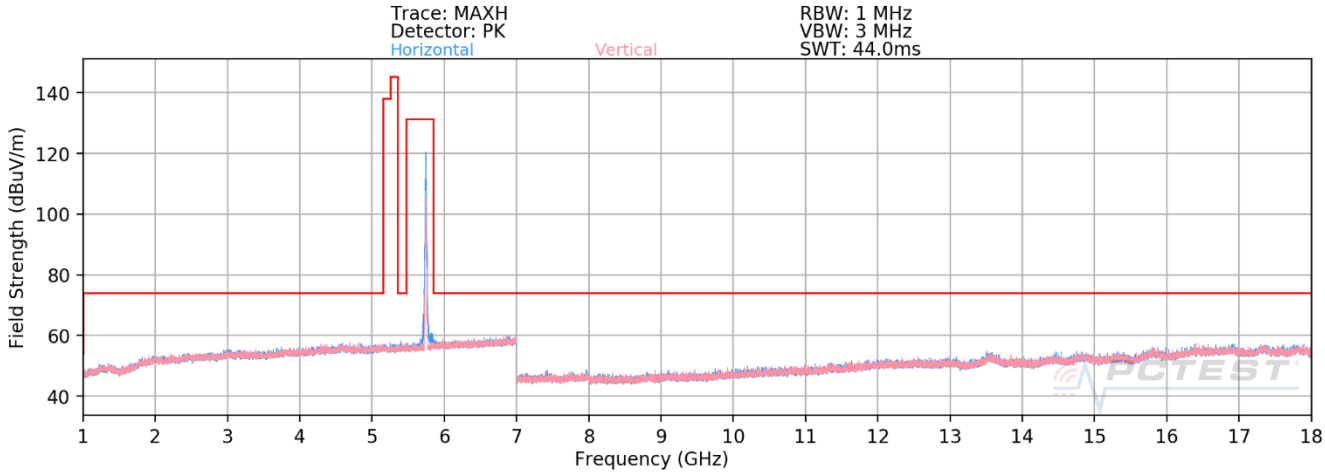

Plot 7-730. Radiated Spurious Plot above 1GHz SISO CORE 0 (802.11ax – U3 Ch. 149 – RU26)

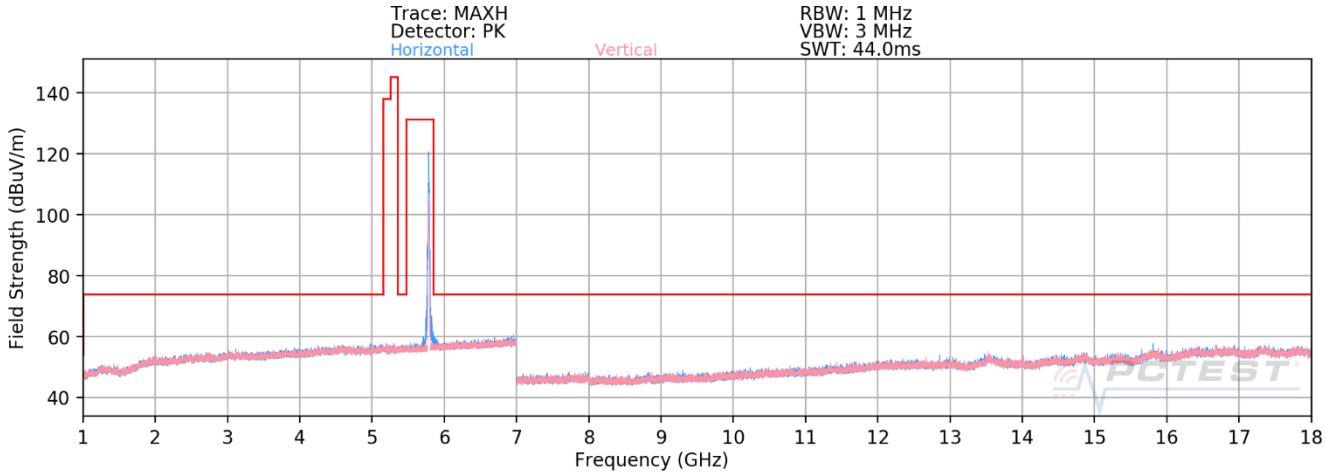

Plot 7-731. Radiated Spurious Plot above 1GHz SISO CORE 0 (802.11ax – U3 Ch. 157 – RU26)

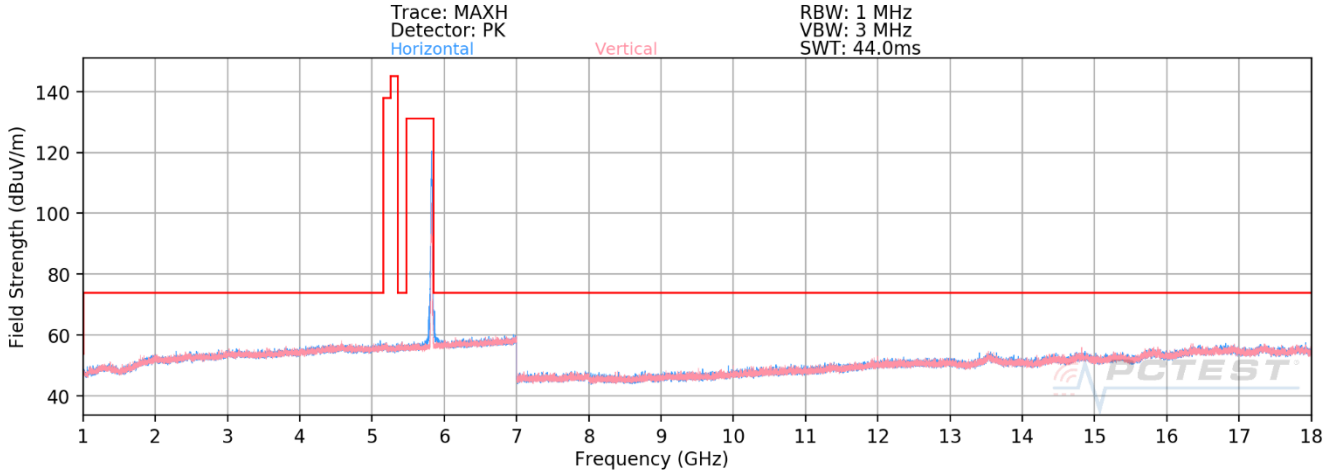

Plot 7-732. Radiated Spurious Plot above 1GHz SISO CORE 0 (802.11ax – U3 Ch. 165 – RU26)

© 2020 PCTEST V 9.0 02/01/2019
All rights reserved. Unless otherwise specified, no part of this report may be reproduced or utilized in any part, form or by any means, electronic or mechanical, including photocopying and microfilm, without permission in writing from PCTEST. If you have any questions about this international copyright or have an enquiry about obtaining additional rights to this report or assembly of contents thereof, please contact INFO@PCTEST.COM.

SISO Core 0 Radiated Spurious Emission Measurements (RU26)

§15.407(b) §15.205 & §15.209; RSS-Gen [8.9]

Worst Case Mode: 802.11ax (20MHz BW)
Worst Case Transfer Rate: MCS0
RU Index: 4
Distance of Measurements: 3 Meters
Operating Frequency: 5180MHz
Channel: 36

Frequency [MHz]	Detector	Ant. Pol. [H/V]	Antenna Height [cm]	Turntable Azimuth [degree]	Analyzer Level [dBm]	AFCL [dB/m]	Field Strength [dBµV/m]	Limit [dBµV/m]	Margin [dB]
10360.00	Peak	H	-	-	-73.09	18.62	52.53	68.20	-15.67
15540.00	Average	H	-	-	-85.67	25.60	46.93	53.98	-7.05
15540.00	Peak	H	-	-	-74.19	25.60	58.41	73.98	-15.57

Table 7-83. Radiated Measurements SISO CORE 0 (RU26)

Worst Case Mode: 802.11ax (20MHz BW)
Worst Case Transfer Rate: MCS0
RU Index: 4
Distance of Measurements: 3 Meters
Operating Frequency: 5200MHz
Channel: 40

Frequency [MHz]	Detector	Ant. Pol. [H/V]	Antenna Height [cm]	Turntable Azimuth [degree]	Analyzer Level [dBm]	AFCL [dB/m]	Field Strength [dBµV/m]	Limit [dBµV/m]	Margin [dB]
10400.00	Peak	H	-	-	-73.38	18.72	52.34	68.20	-15.86
15600.00	Average	H	-	-	-85.64	25.91	47.27	53.98	-6.71
15600.00	Peak	H	-	-	-74.27	25.91	58.64	73.98	-15.34

Table 7-84. Radiated Measurements SISO CORE 0 (RU26)

Worst Case Mode: 802.11ax (20MHz BW)
Worst Case Transfer Rate: MCS0
RU Index: 4
Distance of Measurements: 3 Meters
Operating Frequency: 5240MHz
Channel: 48

Frequency [MHz]	Detector	Ant. Pol. [H/V]	Antenna Height [cm]	Turntable Azimuth [degree]	Analyzer Level [dBm]	AFCL [dB/m]	Field Strength [dBµV/m]	Limit [dBµV/m]	Margin [dB]
10480.00	Peak	H	-	-	-73.32	19.81	53.49	68.20	-14.71
15720.00	Average	H	-	-	-85.77	25.55	46.78	53.98	-7.20
15720.00	Peak	H	-	-	-74.43	25.55	58.12	73.98	-15.86

Table 7-85. Radiated Measurements SISO CORE 0 (RU26)

© 2020 PCTEST V 9.0 02/01/2019
All rights reserved. Unless otherwise specified, no part of this report may be reproduced or utilized in any part, form or by any means, electronic or mechanical, including photocopying and microfilm, without permission in writing from PCTEST. If you have any questions about this international copyright or have an enquiry about obtaining additional rights to this report or assembly of contents thereof, please contact INFO@PCTEST.COM.

Worst Case Mode: 802.11ax (20MHz BW)
Worst Case Transfer Rate: MCS0
RU Index: 4
Distance of Measurements: 3 Meters
Operating Frequency: 5260MHz
Channel: 52

Frequency [MHz]	Detector	Ant. Pol. [H/V]	Antenna Height [cm]	Turntable Azimuth [degree]	Analyzer Level [dBm]	AFCL [dB/m]	Field Strength [dBµV/m]	Limit [dBµV/m]	Margin [dB]
10520.00	Peak	H	-	-	-73.91	19.96	53.05	68.20	-15.15
15780.00	Average	H	-	-	-85.95	25.70	46.75	53.98	-7.23
15780.00	Peak	H	-	-	-74.64	25.70	58.06	73.98	-15.92

Table 7-86. Radiated Measurements SISO CORE 0 (RU26)

Worst Case Mode: 802.11ax (20MHz BW)
Worst Case Transfer Rate: MCS0
RU Index: 4
Distance of Measurements: 3 Meters
Operating Frequency: 5300MHz
Channel: 60

Frequency [MHz]	Detector	Ant. Pol. [H/V]	Antenna Height [cm]	Turntable Azimuth [degree]	Analyzer Level [dBm]	AFCL [dB/m]	Field Strength [dBµV/m]	Limit [dBµV/m]	Margin [dB]
10600.00	Peak	H	-	-	-73.61	19.70	53.09	68.20	-15.11
15900.00	Average	H	-	-	-86.03	25.59	46.56	53.98	-7.42
15900.00	Peak	H	-	-	-74.65	25.59	57.94	73.98	-16.04

Table 7-87. Radiated Measurements SISO CORE 0 (RU26)

Worst Case Mode: 802.11ax (20MHz BW)
Worst Case Transfer Rate: MCS0
RU Index: 4
Distance of Measurements: 3 Meters
Operating Frequency: 5320MHz
Channel: 64

Frequency [MHz]	Detector	Ant. Pol. [H/V]	Antenna Height [cm]	Turntable Azimuth [degree]	Analyzer Level [dBm]	AFCL [dB/m]	Field Strength [dBµV/m]	Limit [dBµV/m]	Margin [dB]
10640.00	Average	H	-	-	-84.75	19.69	41.94	53.98	-12.04
10640.00	Peak	H	-	-	-73.34	19.69	53.35	73.98	-20.63
15960.00	Average	H	-	-	-85.77	26.01	47.24	53.98	-6.74
15960.00	Peak	H	-	-	-74.11	26.01	58.90	73.98	-15.08

Table 7-88. Radiated Measurements SISO CORE 0 (RU26)

© 2020 PCTEST V 9.0 02/01/2019
All rights reserved. Unless otherwise specified, no part of this report may be reproduced or utilized in any part, form or by any means, electronic or mechanical, including photocopying and microfilm, without permission in writing from PCTEST. If you have any questions about this international copyright or have an enquiry about obtaining additional rights to this report or assembly of contents thereof, please contact INFO@PCTEST.COM.

Worst Case Mode: 802.11ax (20MHz BW)
Worst Case Transfer Rate: MCS0
RU Index: 4
Distance of Measurements: 3 Meters
Operating Frequency: 5500MHz
Channel: 100

Frequency [MHz]	Detector	Ant. Pol. [H/V]	Antenna Height [cm]	Turntable Azimuth [degree]	Analyzer Level [dBm]	AFCL [dB/m]	Field Strength [dBµV/m]	Limit [dBµV/m]	Margin [dB]
11000.00	Average	H	-	-	-84.92	19.67	41.75	53.98	-12.23
11000.00	Peak	H	-	-	-73.37	19.67	53.30	73.98	-20.68
16500.00	Peak	H	-	-	-73.98	26.61	59.63	68.20	-8.57

Table 7-89. Radiated Measurements SISO CORE 0 (RU26)

Worst Case Mode: 802.11ax (20MHz BW)
Worst Case Transfer Rate: MCS0
RU Index: 4
Distance of Measurements: 3 Meters
Operating Frequency: 5580MHz
Channel: 116

Frequency [MHz]	Detector	Ant. Pol. [H/V]	Antenna Height [cm]	Turntable Azimuth [degree]	Analyzer Level [dBm]	AFCL [dB/m]	Field Strength [dBµV/m]	Limit [dBµV/m]	Margin [dB]
11160.00	Average	H	-	-	-84.88	19.90	42.02	53.98	-11.96
11160.00	Peak	H	-	-	-73.92	19.90	52.98	73.98	-21.00
16740.00	Peak	H	-	-	-74.39	27.52	60.13	68.20	-8.07

Table 7-90. Radiated Measurements SISO CORE 0 (RU26)

Worst Case Mode: 802.11ax (20MHz BW)
Worst Case Transfer Rate: MCS0
RU Index: 4
Distance of Measurements: 3 Meters
Operating Frequency: 5720MHz
Channel: 144

Frequency [MHz]	Detector	Ant. Pol. [H/V]	Antenna Height [cm]	Turntable Azimuth [degree]	Analyzer Level [dBm]	AFCL [dB/m]	Field Strength [dBµV/m]	Limit [dBµV/m]	Margin [dB]
11440.00	Average	H	-	-	-85.83	20.25	41.42	53.98	-12.56
11440.00	Peak	H	-	-	-74.02	20.25	53.23	73.98	-20.75
17160.00	Peak	H	-	-	-74.60	27.51	59.91	68.20	-8.29

Table 7-91. Radiated Measurements SISO CORE 0 (RU26)

© 2020 PCTEST V 9.0 02/01/2019
All rights reserved. Unless otherwise specified, no part of this report may be reproduced or utilized in any part, form or by any means, electronic or mechanical, including photocopying and microfilm, without permission in writing from PCTEST. If you have any questions about this international copyright or have an enquiry about obtaining additional rights to this report or assembly of contents thereof, please contact INFO@PCTEST.COM.

Worst Case Mode: 802.11ax (20MHz BW)
Worst Case Transfer Rate: MCS0
RU Index: 4
Distance of Measurements: 3 Meters
Operating Frequency: 5745MHz
Channel: 149

Frequency [MHz]	Detector	Ant. Pol. [H/V]	Antenna Height [cm]	Turntable Azimuth [degree]	Analyzer Level [dBm]	AFCL [dB/m]	Field Strength [dBµV/m]	Limit [dBµV/m]	Margin [dB]
11490.00	Average	H	-	-	-85.73	20.15	41.42	53.98	-12.56
11490.00	Peak	H	-	-	-73.98	20.15	53.17	73.98	-20.81
17235.00	Peak	H	-	-	-74.15	28.21	61.06	68.20	-7.14

Table 7-92. Radiated Measurements SISO CORE 0 (RU26)

Worst Case Mode: 802.11ax (20MHz BW)
Worst Case Transfer Rate: MCS0
RU Index: 4
Distance of Measurements: 3 Meters
Operating Frequency: 5785MHz
Channel: 157

Frequency [MHz]	Detector	Ant. Pol. [H/V]	Antenna Height [cm]	Turntable Azimuth [degree]	Analyzer Level [dBm]	AFCL [dB/m]	Field Strength [dBµV/m]	Limit [dBµV/m]	Margin [dB]
11570.00	Average	H	-	-	-85.50	20.30	41.80	53.98	-12.17
11570.00	Peak	H	-	-	-73.92	20.30	53.38	73.98	-20.59
17355.00	Peak	H	-	-	-74.42	27.92	60.50	68.20	-7.70

Table 7-93. Radiated Measurements SISO CORE 0 (RU26)

Worst Case Mode: 802.11ax (20MHz BW)
Worst Case Transfer Rate: MCS0
RU Index: 4
Distance of Measurements: 3 Meters
Operating Frequency: 5825MHz
Channel: 165

Frequency [MHz]	Detector	Ant. Pol. [H/V]	Antenna Height [cm]	Turntable Azimuth [degree]	Analyzer Level [dBm]	AFCL [dB/m]	Field Strength [dBµV/m]	Limit [dBµV/m]	Margin [dB]
11650.00	Average	H	-	-	-85.42	21.29	42.87	53.98	-11.11
11650.00	Peak	H	-	-	-73.79	21.29	54.50	73.98	-19.48
17475.00	Peak	H	-	-	-74.02	28.14	61.12	68.20	-7.08

Table 7-94. Radiated Measurements SISO CORE 0 (RU26)

© 2020 PCTEST V 9.0 02/01/2019
All rights reserved. Unless otherwise specified, no part of this report may be reproduced or utilized in any part, form or by any means, electronic or mechanical, including photocopying and microfilm, without permission in writing from PCTEST. If you have any questions about this international copyright or have an enquiry about obtaining additional rights to this report or assembly of contents thereof, please contact INFO@PCTEST.COM.

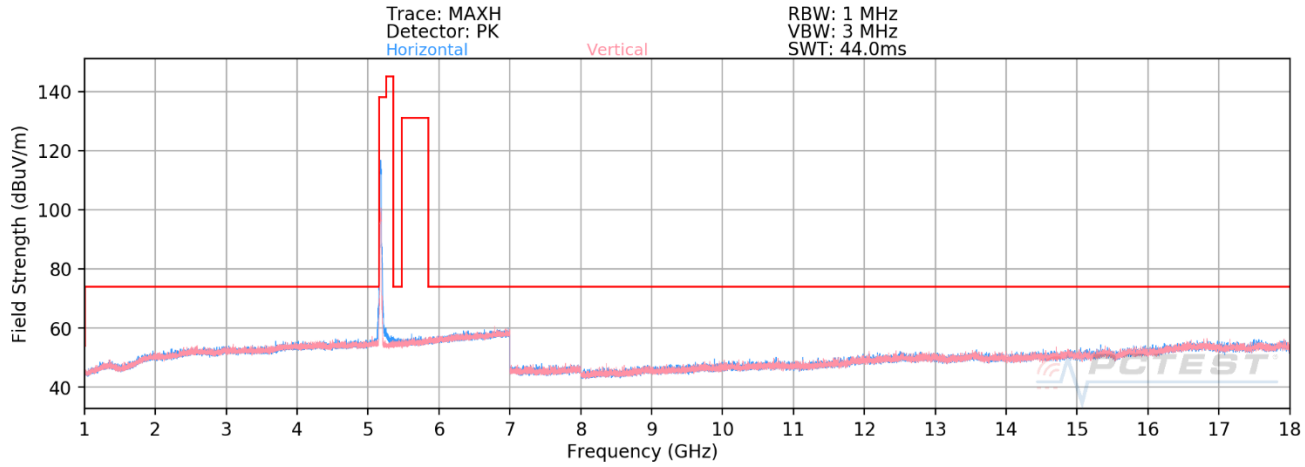

Plot 7-733. Radiated Spurious Plot above 1GHz SISO CORE 0 (802.11ax – U1 Ch. 36 – RU242)

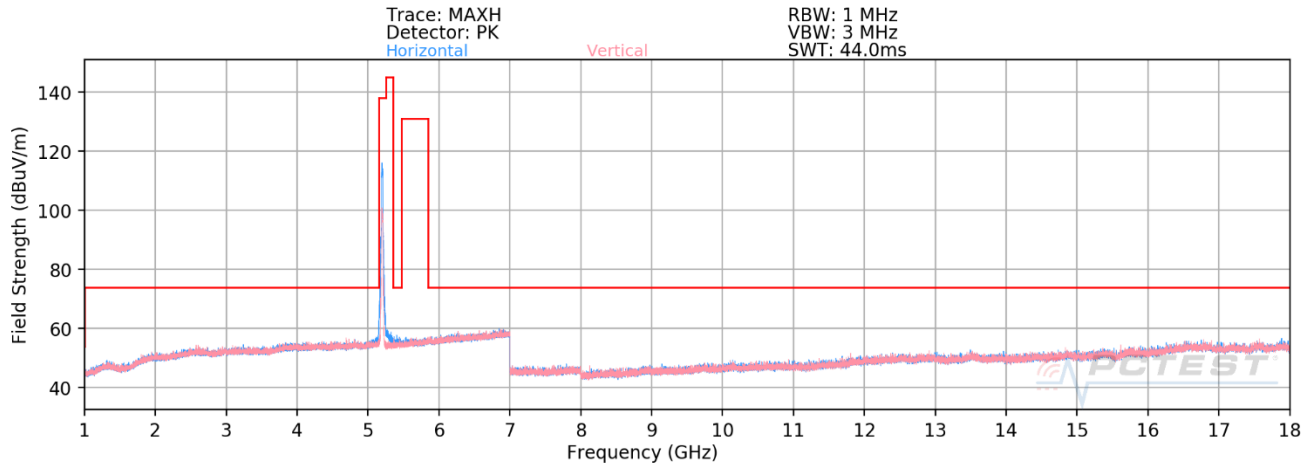

Plot 7-734. Radiated Spurious Plot above 1GHz SISO CORE 0 (802.11ax – U1 Ch. 40 – RU242)

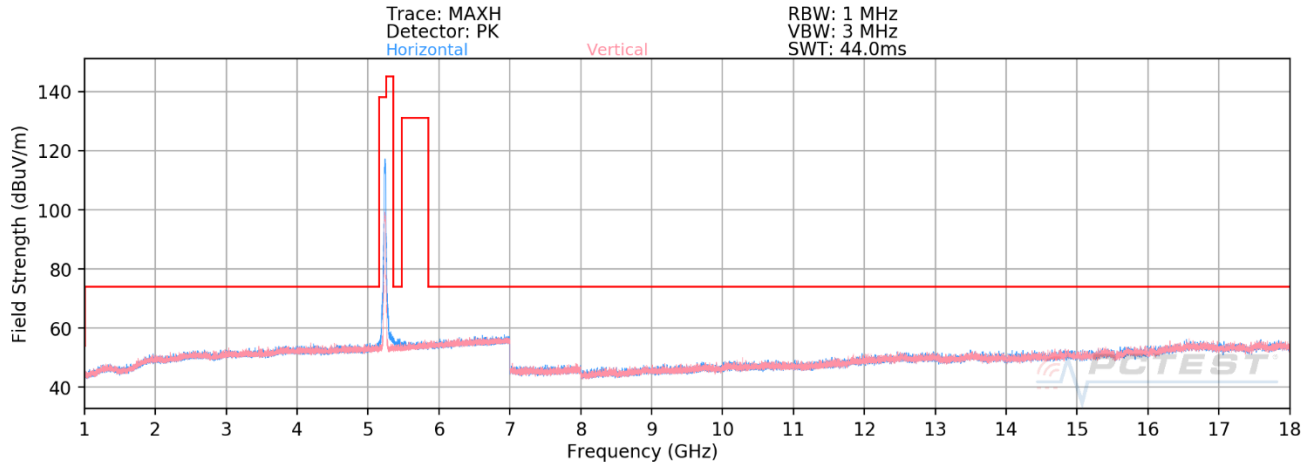

Plot 7-735. Radiated Spurious Plot above 1GHz SISO CORE 0 (802.11ax – U1 Ch. 48 – RU242)

© 2020 PCTEST V 9.0 02/01/2019
All rights reserved. Unless otherwise specified, no part of this report may be reproduced or utilized in any part, form or by any means, electronic or mechanical, including photocopying and microfilm, without permission in writing from PCTEST. If you have any questions about this international copyright or have an enquiry about obtaining additional rights to this report or assembly of contents thereof, please contact INFO@PCTEST.COM.

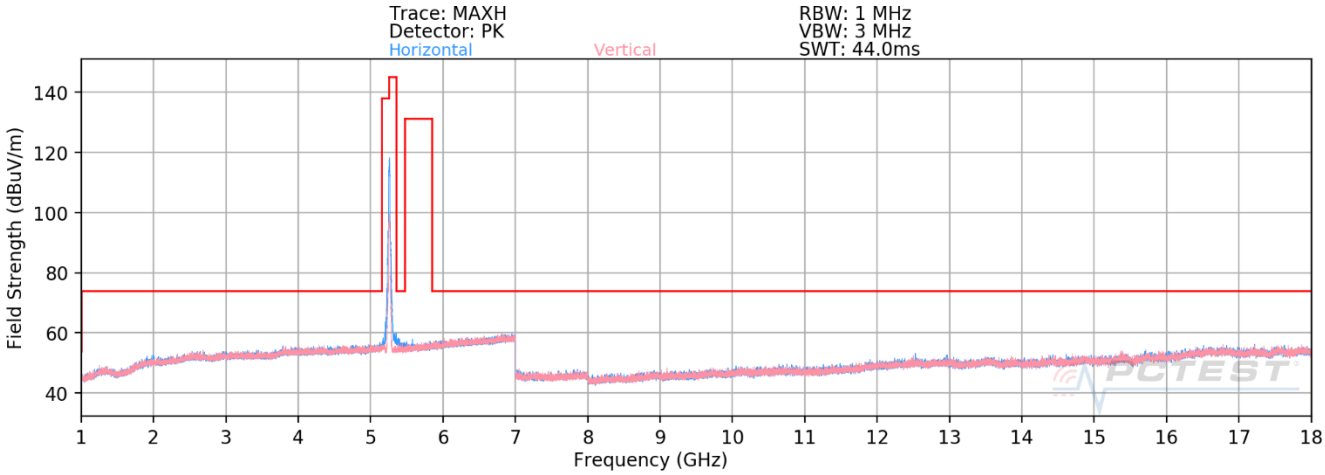

Plot 7-736. Radiated Spurious Plot above 1GHz SISO CORE 0 (802.11ax – U2A Ch. 52 – RU242)

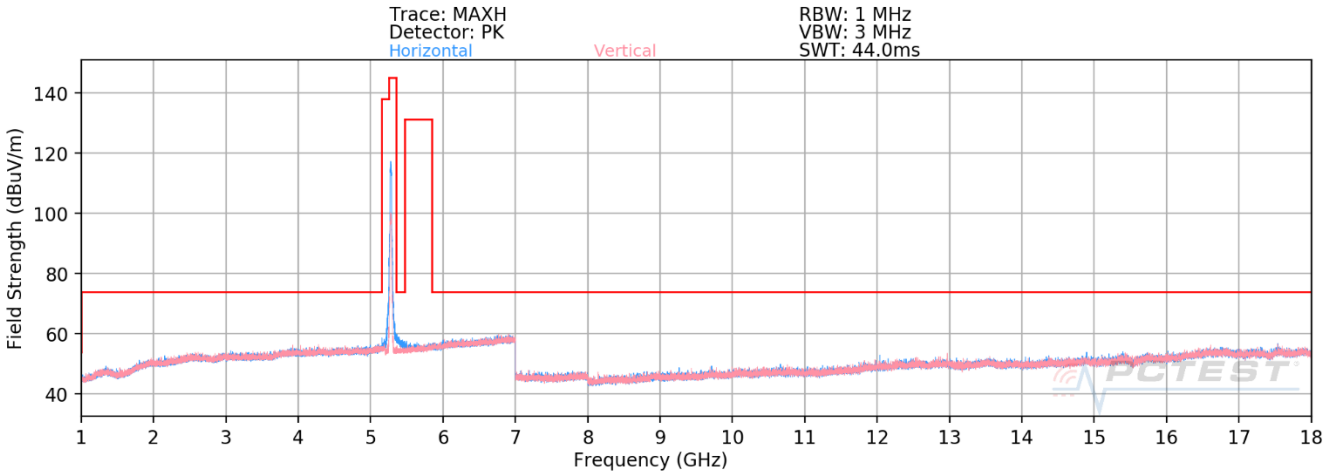

Plot 7-737. Radiated Spurious Plot above 1GHz SISO CORE 0 (802.11ax – U2A Ch. 60 – RU242)

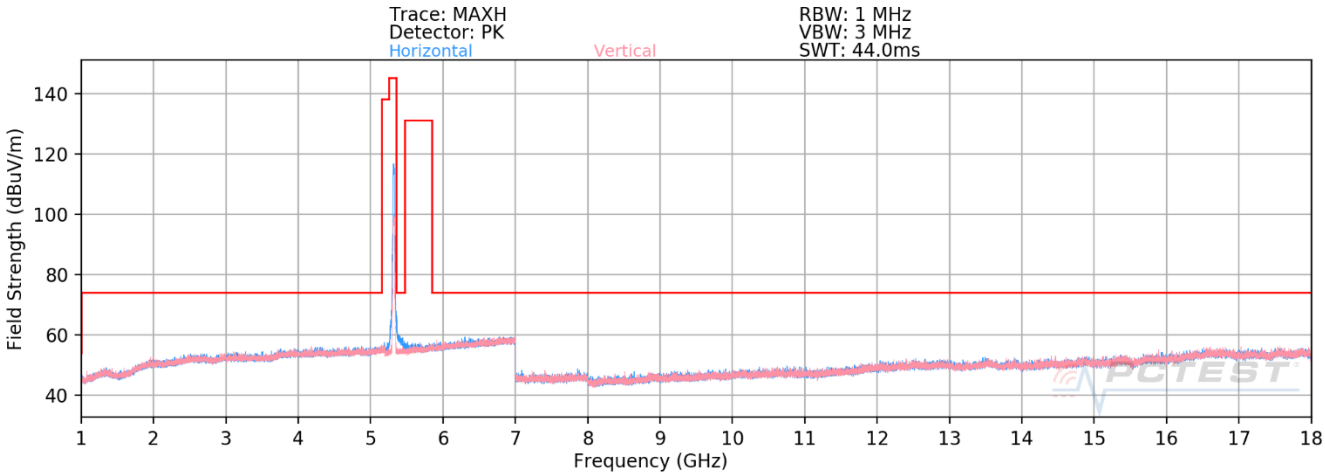

Plot 7-738. Radiated Spurious Plot above 1GHz SISO CORE 0 (802.11ax – U2A Ch. 64 – RU242)

© 2020 PCTEST V 9.0 02/01/2019
All rights reserved. Unless otherwise specified, no part of this report may be reproduced or utilized in any part, form or by any means, electronic or mechanical, including photocopying and microfilm, without permission in writing from PCTEST. If you have any questions about this international copyright or have an enquiry about obtaining additional rights to this report or assembly of contents thereof, please contact INFO@PCTEST.COM.

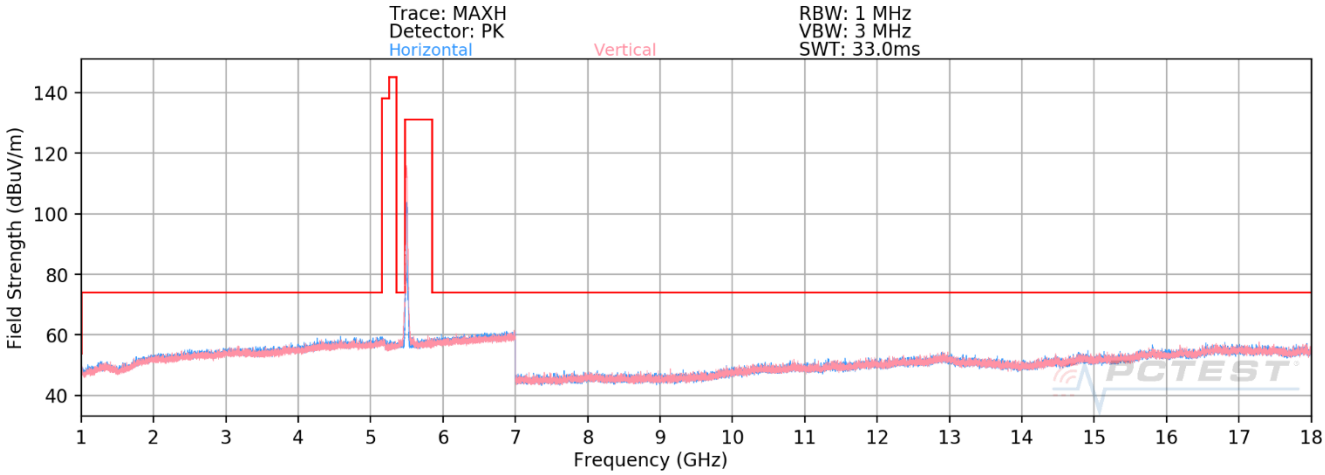

Plot 7-739. Radiated Spurious Plot above 1GHz SISO CORE 0 (802.11ax – U2C Ch. 100 – RU242)

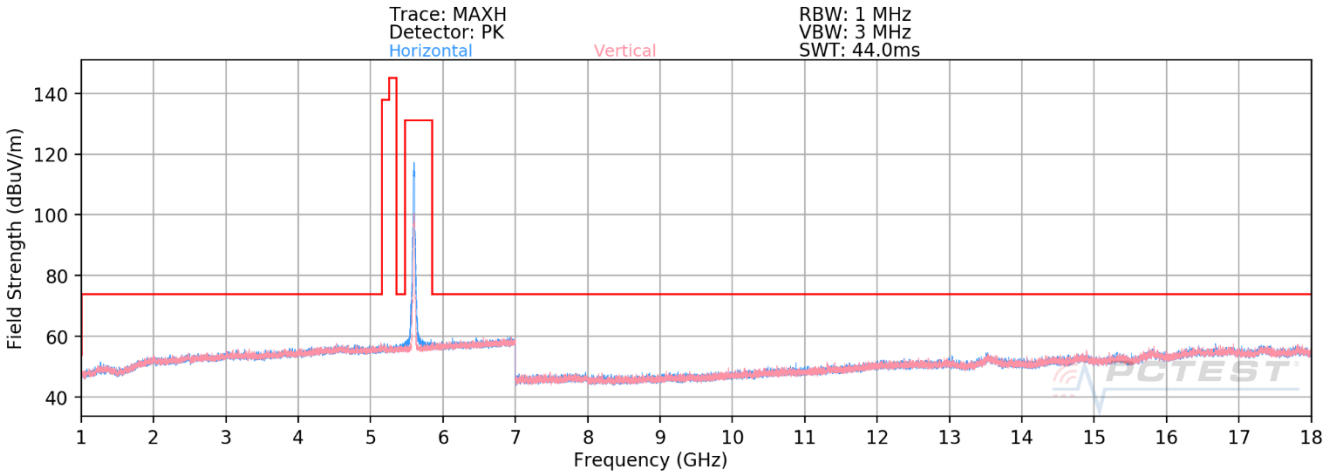

Plot 7-740. Radiated Spurious Plot above 1GHz SISO CORE 0 (802.11ax – U2C Ch. 116 – RU242)

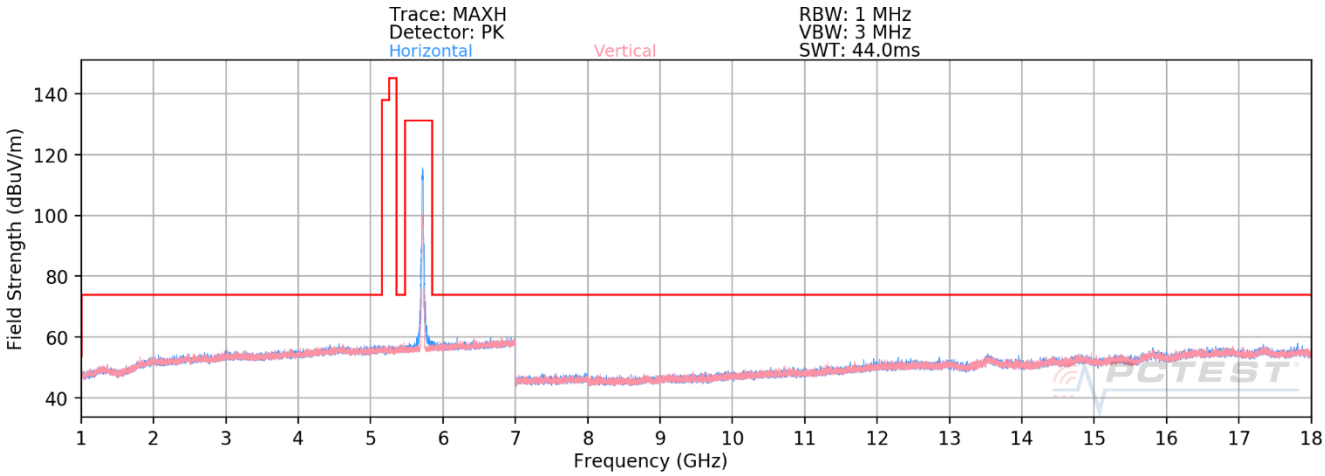

Plot 7-741. Radiated Spurious Plot above 1GHz SISO CORE 0 (802.11ax – U2C Ch. 144 – RU242)

© 2020 PCTEST V 9.0 02/01/2019
All rights reserved. Unless otherwise specified, no part of this report may be reproduced or utilized in any part, form or by any means, electronic or mechanical, including photocopying and microfilm, without permission in writing from PCTEST. If you have any questions about this international copyright or have an enquiry about obtaining additional rights to this report or assembly of contents thereof, please contact INFO@PCTEST.COM.

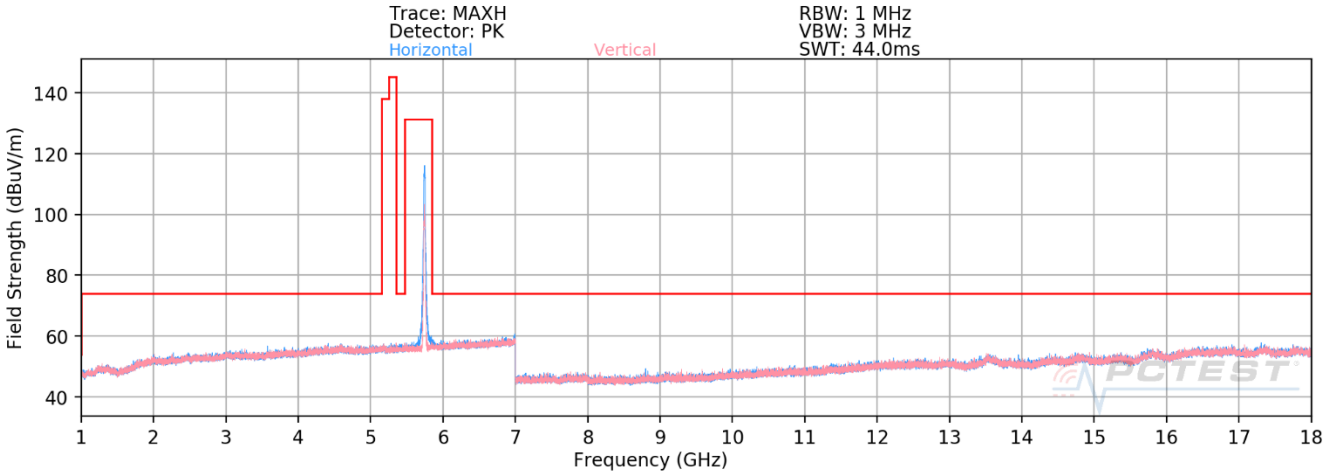

Plot 7-742. Radiated Spurious Plot above 1GHz SISO CORE 0 (802.11ax – U3 Ch. 149 – RU242)

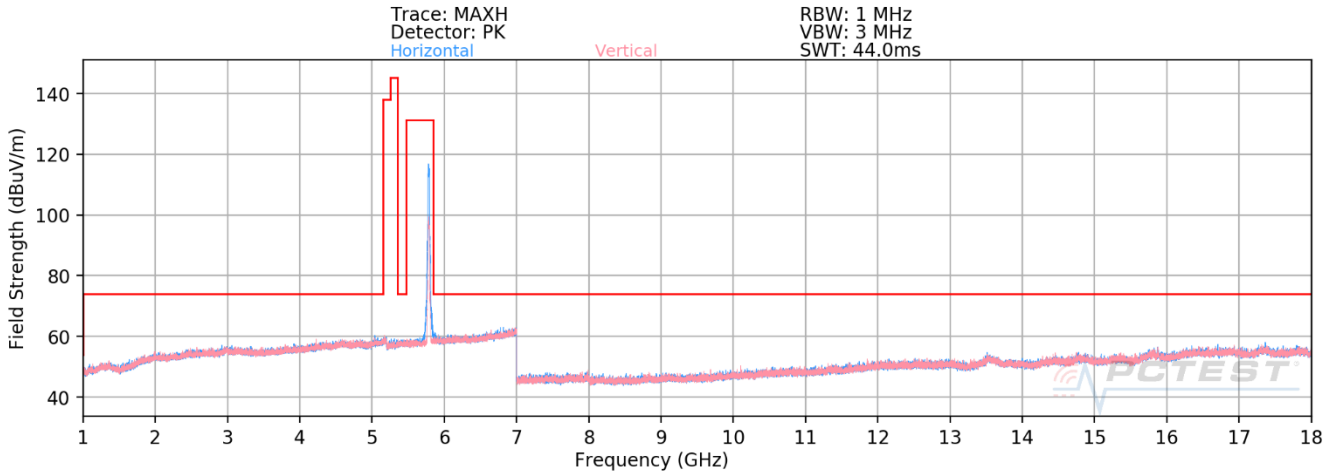

Plot 7-743. Radiated Spurious Plot above 1GHz SISO CORE 0 (802.11ax – U3 Ch. 157 – RU242)

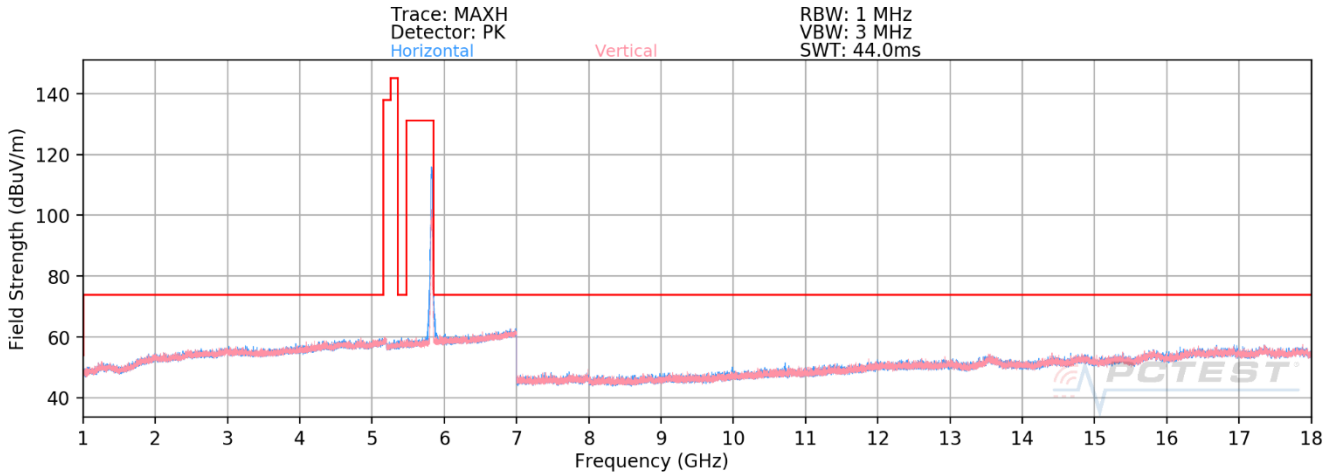

Plot 7-744. Radiated Spurious Plot above 1GHz SISO CORE 0 (802.11ax – U3 Ch. 165 – RU242)

© 2020 PCTEST
All rights reserved. Unless otherwise specified, no part of this report may be reproduced or utilized in any part, form or by any means, electronic or mechanical, including photocopying and microfilm, without permission in writing from PCTEST. If you have any questions about this international copyright or have an enquiry about obtaining additional rights to this report or assembly of contents thereof, please contact INFO@PCTEST.COM.

SISO Core 0 Radiated Spurious Emission Measurements (RU242)

§15.407(b) §15.205 & §15.209; RSS-Gen [8.9]

Worst Case Mode: 802.11ax (20MHz BW)
Worst Case Transfer Rate: MCS0
RU Index: 61
Distance of Measurements: 3 Meters
Operating Frequency: 5180MHz
Channel: 36

Frequency [MHz]	Detector	Ant. Pol. [H/V]	Antenna Height [cm]	Turntable Azimuth [degree]	Analyzer Level [dBm]	AFCL [dB/m]	Field Strength [dBµV/m]	Limit [dBµV/m]	Margin [dB]
10360.00	Peak	H	-	-	-71.82	14.34	49.52	68.20	-18.68
15540.00	Average	H	-	-	-85.06	20.37	42.31	53.98	-11.67
15540.00	Peak	H	-	-	-74.16	20.37	53.21	73.98	-20.77

Table 7-95. Radiated Measurements SISO CORE 0 (RU242)

Worst Case Mode: 802.11ax (20MHz BW)
Worst Case Transfer Rate: MCS0
RU Index: 61
Distance of Measurements: 3 Meters
Operating Frequency: 5200MHz
Channel: 40

Frequency [MHz]	Detector	Ant. Pol. [H/V]	Antenna Height [cm]	Turntable Azimuth [degree]	Analyzer Level [dBm]	AFCL [dB/m]	Field Strength [dBµV/m]	Limit [dBµV/m]	Margin [dB]
10400.00	Peak	H	-	-	-72.07	14.43	49.36	68.20	-18.84
15600.00	Average	H	-	-	-84.54	20.56	43.02	53.98	-10.96
15600.00	Peak	H	-	-	-74.11	20.56	53.45	73.98	-20.53

Table 7-96. Radiated Measurements SISO CORE 0 (RU242)

Worst Case Mode: 802.11ax (20MHz BW)
Worst Case Transfer Rate: MCS0
RU Index: 61
Distance of Measurements: 3 Meters
Operating Frequency: 5240MHz
Channel: 48

Frequency [MHz]	Detector	Ant. Pol. [H/V]	Antenna Height [cm]	Turntable Azimuth [degree]	Analyzer Level [dBm]	AFCL [dB/m]	Field Strength [dBµV/m]	Limit [dBµV/m]	Margin [dB]
10480.00	Peak	H	-	-	-71.30	14.63	50.33	68.20	-17.87
15720.00	Average	H	-	-	-84.93	21.60	43.67	53.98	-10.31
15720.00	Peak	H	-	-	-73.81	21.60	54.79	73.98	-19.19

Table 7-97. Radiated Measurements SISO CORE 0 (RU242)

© 2020 PCTEST
All rights reserved. Unless otherwise specified, no part of this report may be reproduced or utilized in any part, form or by any means, electronic or mechanical, including photocopying and microfilm, without permission in writing from PCTEST. If you have any questions about this international copyright or have an enquiry about obtaining additional rights to this report or assembly of contents thereof, please contact INFO@PCTEST.COM.

Worst Case Mode: 802.11ax (20MHz BW)
Worst Case Transfer Rate: MCS0
RU Index: 61
Distance of Measurements: 3 Meters
Operating Frequency: 5260MHz
Channel: 52

Frequency [MHz]	Detector	Ant. Pol. [H/V]	Antenna Height [cm]	Turntable Azimuth [degree]	Analyzer Level [dBm]	AFCL [dB/m]	Field Strength [dBµV/m]	Limit [dBµV/m]	Margin [dB]
10520.00	Peak	H	-	-	-71.72	14.85	50.13	68.20	-18.07
15780.00	Average	H	-	-	-85.48	21.89	43.41	53.98	-10.57
15780.00	Peak	H	-	-	-73.97	21.89	54.92	73.98	-19.06

Table 7-98. Radiated Measurements SISO CORE 0 (RU242)

Worst Case Mode: 802.11ax (20MHz BW)
Worst Case Transfer Rate: MCS0
RU Index: 61
Distance of Measurements: 3 Meters
Operating Frequency: 5300MHz
Channel: 60

Frequency [MHz]	Detector	Ant. Pol. [H/V]	Antenna Height [cm]	Turntable Azimuth [degree]	Analyzer Level [dBm]	AFCL [dB/m]	Field Strength [dBµV/m]	Limit [dBµV/m]	Margin [dB]
10600.00	Peak	H	-	-	-71.60	14.37	49.77	68.20	-18.43
15900.00	Average	H	-	-	-85.27	21.77	43.50	53.98	-10.48
15900.00	Peak	H	-	-	-74.22	21.77	54.55	73.98	-19.43

Table 7-99. Radiated Measurements SISO CORE 0 (RU242)

Worst Case Mode: 802.11ax (20MHz BW)
Worst Case Transfer Rate: MCS0
RU Index: 61
Distance of Measurements: 3 Meters
Operating Frequency: 5320MHz
Channel: 64

Frequency [MHz]	Detector	Ant. Pol. [H/V]	Antenna Height [cm]	Turntable Azimuth [degree]	Analyzer Level [dBm]	AFCL [dB/m]	Field Strength [dBµV/m]	Limit [dBµV/m]	Margin [dB]
10640.00	Average	H	-	-	-82.91	14.85	38.94	53.98	-15.04
10640.00	Peak	H	-	-	-71.83	14.85	50.02	73.98	-23.96
15960.00	Average	H	-	-	-84.90	21.74	43.84	53.98	-10.14

Table 7-100. Radiated Measurements SISO CORE 0 (RU242)

© 2020 PCTEST V 9.0 02/01/2019
All rights reserved. Unless otherwise specified, no part of this report may be reproduced or utilized in any part, form or by any means, electronic or mechanical, including photocopying and microfilm, without permission in writing from PCTEST. If you have any questions about this international copyright or have an enquiry about obtaining additional rights to this report or assembly of contents thereof, please contact INFO@PCTEST.COM.

Worst Case Mode: 802.11ax (20MHz BW)
Worst Case Transfer Rate: MCS0
RU Index: 61
Distance of Measurements: 3 Meters
Operating Frequency: 5500MHz
Channel: 100

Frequency [MHz]	Detector	Ant. Pol. [H/V]	Antenna Height [cm]	Turntable Azimuth [degree]	Analyzer Level [dBm]	AFCL [dB/m]	Field Strength [dBµV/m]	Limit [dBµV/m]	Margin [dB]
11000.00	Average	H	-	-	-83.22	15.88	39.66	53.98	-14.32
11000.00	Peak	H	-	-	-71.79	15.88	51.09	73.98	-22.89
16500.00	Peak	H	-	-	-73.30	21.60	55.30	68.20	-12.90

Table 7-101. Radiated Measurements SISO CORE 0 (RU242)

Worst Case Mode: 802.11ax (20MHz BW)
Worst Case Transfer Rate: MCS0
RU Index: 61
Distance of Measurements: 3 Meters
Operating Frequency: 5580MHz
Channel: 116

Frequency [MHz]	Detector	Ant. Pol. [H/V]	Antenna Height [cm]	Turntable Azimuth [degree]	Analyzer Level [dBm]	AFCL [dB/m]	Field Strength [dBµV/m]	Limit [dBµV/m]	Margin [dB]
11160.00	Average	H	-	-	-83.91	15.76	38.85	53.98	-15.13
11160.00	Peak	H	-	-	-72.36	15.76	50.40	73.98	-23.58
16740.00	Peak	H	-	-	-72.84	22.79	56.95	68.20	-11.25

Table 7-102. Radiated Measurements SISO CORE 0 (RU242)

Worst Case Mode: 802.11ax (20MHz BW)
Worst Case Transfer Rate: MCS0
RU Index: 61
Distance of Measurements: 3 Meters
Operating Frequency: 5720MHz
Channel: 144

Frequency [MHz]	Detector	Ant. Pol. [H/V]	Antenna Height [cm]	Turntable Azimuth [degree]	Analyzer Level [dBm]	AFCL [dB/m]	Field Strength [dBµV/m]	Limit [dBµV/m]	Margin [dB]
11440.00	Average	H	-	-	-83.56	16.74	40.18	53.98	-13.80
11440.00	Peak	H	-	-	-73.12	16.74	50.62	73.98	-23.36
17160.00	Peak	H	-	-	-72.88	21.60	55.72	68.20	-12.48

Table 7-103. Radiated Measurements SISO CORE 0 (RU242)

Worst Case Mode: 802.11ax (20MHz BW)

© 2020 PCTEST V 9.0 02/01/2019
All rights reserved. Unless otherwise specified, no part of this report may be reproduced or utilized in any part, form or by any means, electronic or mechanical, including photocopying and microfilm, without permission in writing from PCTEST. If you have any questions about this international copyright or have an enquiry about obtaining additional rights to this report or assembly of contents thereof, please contact INFO@PCTEST.COM.

Worst Case Transfer Rate: MCS0
RU Index: 61
Distance of Measurements: 3 Meters
Operating Frequency: 5745MHz
Channel: 149

Frequency [MHz]	Detector	Ant. Pol. [H/V]	Antenna Height [cm]	Turntable Azimuth [degree]	Analyzer Level [dBm]	AFCL [dB/m]	Field Strength [dBµV/m]	Limit [dBµV/m]	Margin [dB]
11490.00	Average	H	-	-	-83.65	16.37	39.72	53.98	-14.26
11490.00	Peak	H	-	-	-71.89	16.37	51.48	73.98	-22.50
17235.00	Peak	H	-	-	-73.16	22.25	56.09	68.20	-12.11

Table 7-104. Radiated Measurements SISO CORE 0 (RU242)

Worst Case Mode: 802.11ax (20MHz BW)
Worst Case Transfer Rate: MCS0
RU Index: 61
Distance of Measurements: 3 Meters
Operating Frequency: 5785MHz
Channel: 157

Frequency [MHz]	Detector	Ant. Pol. [H/V]	Antenna Height [cm]	Turntable Azimuth [degree]	Analyzer Level [dBm]	AFCL [dB/m]	Field Strength [dBµV/m]	Limit [dBµV/m]	Margin [dB]
11570.00	Average	H	-	-	-84.01	17.01	40.00	53.98	-13.98
11570.00	Peak	H	-	-	-73.11	17.01	50.90	73.98	-23.08
17355.00	Peak	H	-	-	-73.56	22.61	56.05	68.20	-12.15

Table 7-105. Radiated Measurements SISO CORE 0 (RU242)

Worst Case Mode: 802.11ax (20MHz BW)
Worst Case Transfer Rate: MCS0
RU Index: 61
Distance of Measurements: 3 Meters
Operating Frequency: 5825MHz
Channel: 165

Frequency [MHz]	Detector	Ant. Pol. [H/V]	Antenna Height [cm]	Turntable Azimuth [degree]	Analyzer Level [dBm]	AFCL [dB/m]	Field Strength [dBµV/m]	Limit [dBµV/m]	Margin [dB]
11650.00	Average	H	-	-	-84.19	16.45	39.26	53.98	-14.72
11650.00	Peak	H	-	-	-73.36	16.45	50.09	73.98	-23.89
17475.00	Peak	H	-	-	-73.64	21.94	55.30	68.20	-12.90

Table 7-106. Radiated Measurements SISO CORE 0 (RU242)

© 2020 PCTEST V 9.0 02/01/2019
All rights reserved. Unless otherwise specified, no part of this report may be reproduced or utilized in any part, form or by any means, electronic or mechanical, including photocopying and microfilm, without permission in writing from PCTEST. If you have any questions about this international copyright or have an enquiry about obtaining additional rights to this report or assembly of contents thereof, please contact INFO@PCTEST.COM.

7.6.2 SISO Core 1 Radiated Spurious Emission Measurements

RU26

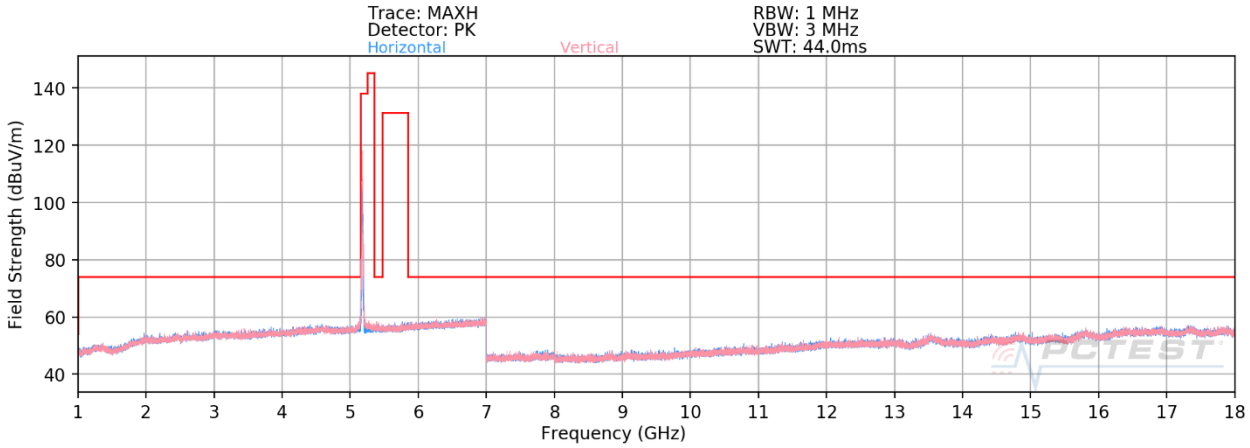

Plot 7-745. Radiated Spurious Plot above 1GHz SISO CORE 1 (802.11ax – U1 Ch. 36 – RU26)

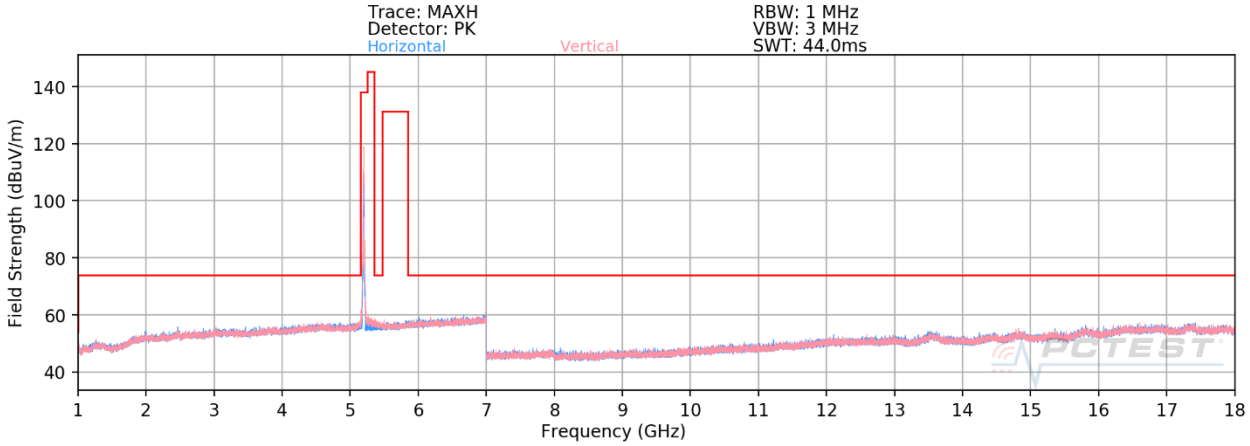

Plot 7-746. Radiated Spurious Plot above 1GHz SISO CORE 1 (802.11ax – U1 Ch. 40 – RU26)

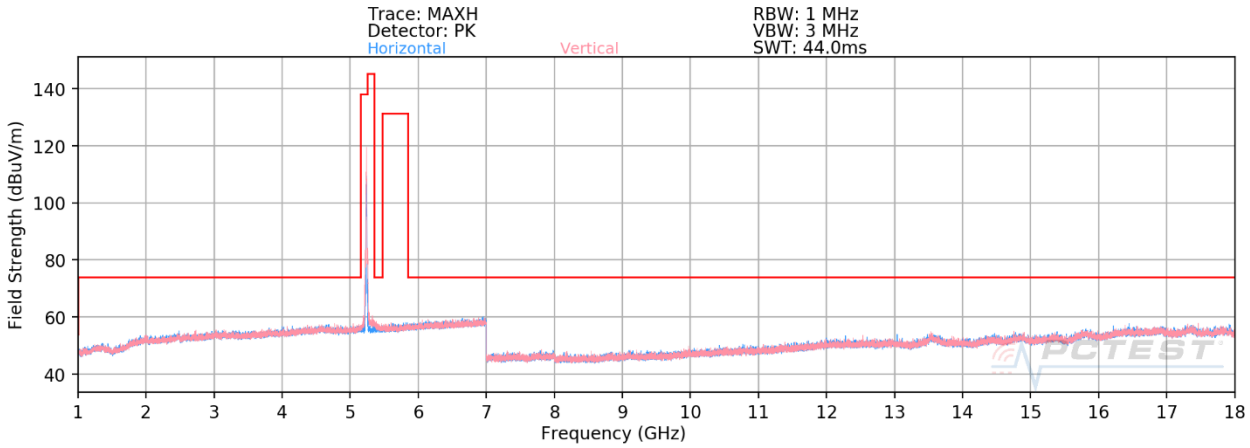

Plot 7-747. Radiated Spurious Plot above 1GHz SISO CORE 1 (802.11ax – U1 Ch. 48 – RU26)

© 2020 PCTEST V 9.0 02/01/2019
All rights reserved. Unless otherwise specified, no part of this report may be reproduced or utilized in any part, form or by any means, electronic or mechanical, including photocopying and microfilm, without permission in writing from PCTEST. If you have any questions about this international copyright or have an enquiry about obtaining additional rights to this report or assembly of contents thereof, please contact INFO@PCTEST.COM.

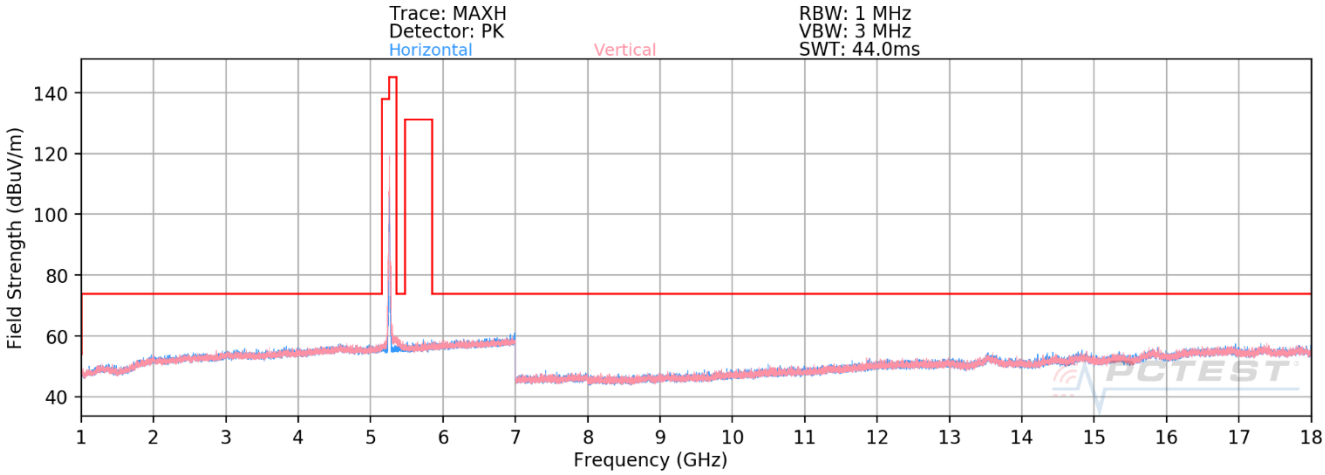

Plot 7-748. Radiated Spurious Plot above 1GHz SISO CORE 1 (802.11ax – U2A Ch. 52 – RU26)

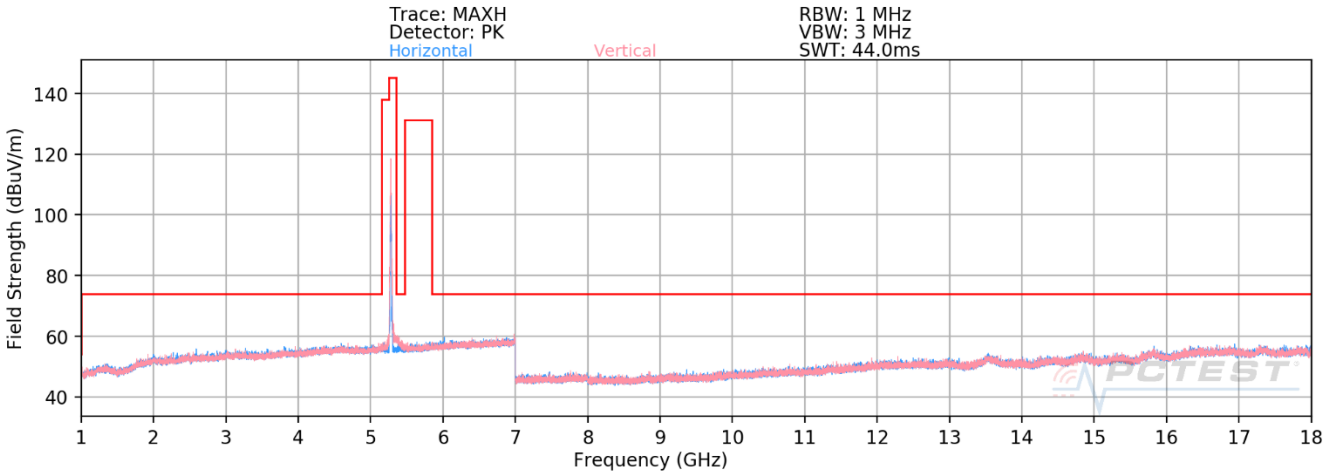

Plot 7-749. Radiated Spurious Plot above 1GHz SISO CORE 1 (802.11ax – U2A Ch. 60 – RU26)

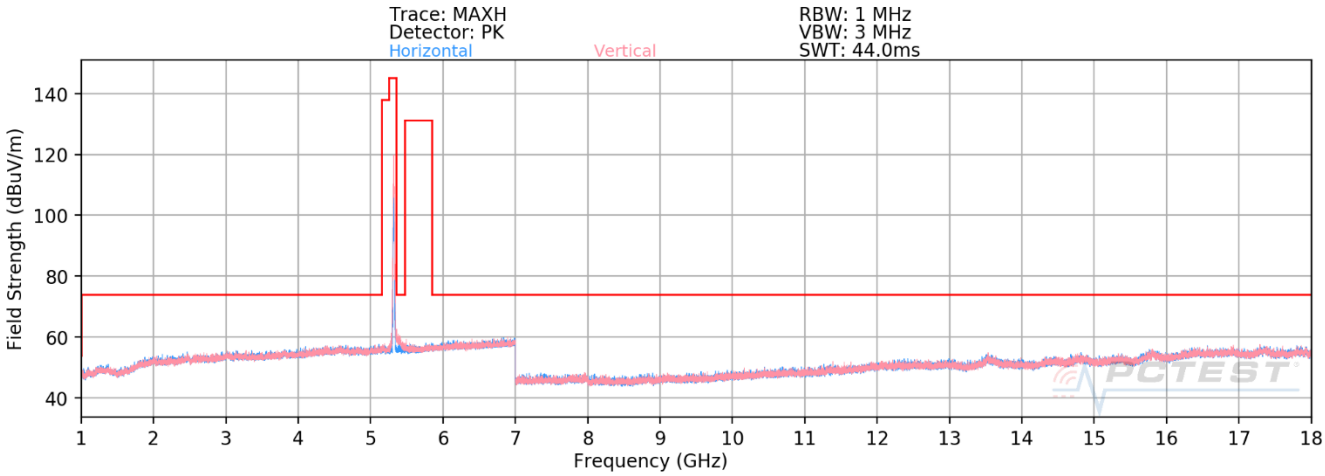

Plot 7-750. Radiated Spurious Plot above 1GHz SISO CORE 1 (802.11ax – U2A Ch. 64 – RU26)

© 2020 PCTEST
All rights reserved. Unless otherwise specified, no part of this report may be reproduced or utilized in any part, form or by any means, electronic or mechanical, including photocopying and microfilm, without permission in writing from PCTEST. If you have any questions about this international copyright or have an enquiry about obtaining additional rights to this report or assembly of contents thereof, please contact INFO@PCTEST.COM.

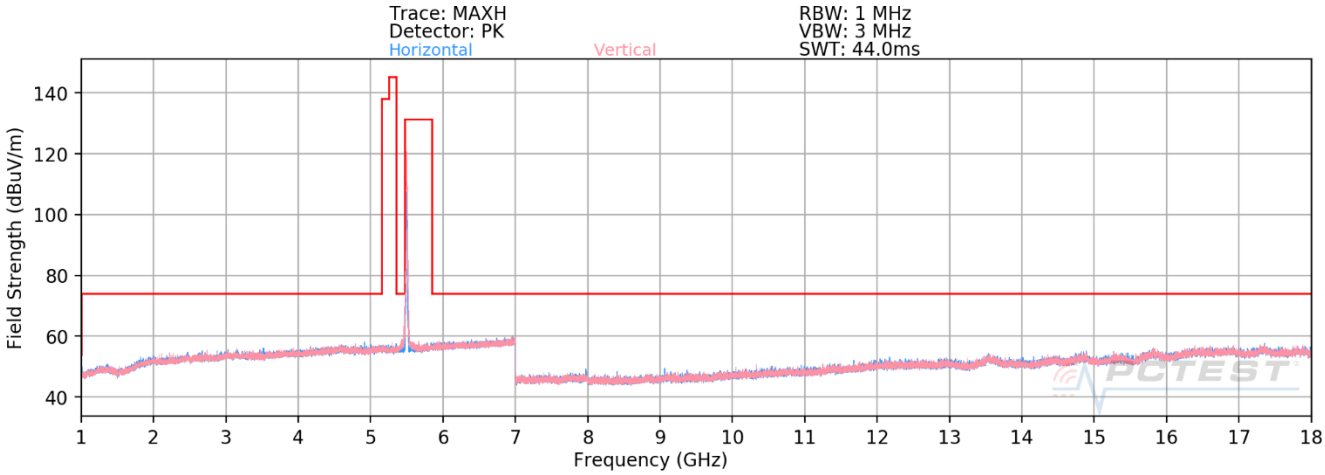

Plot 7-751. Radiated Spurious Plot above 1GHz SISO CORE 1 (802.11ax – U2C Ch. 100 – RU26)

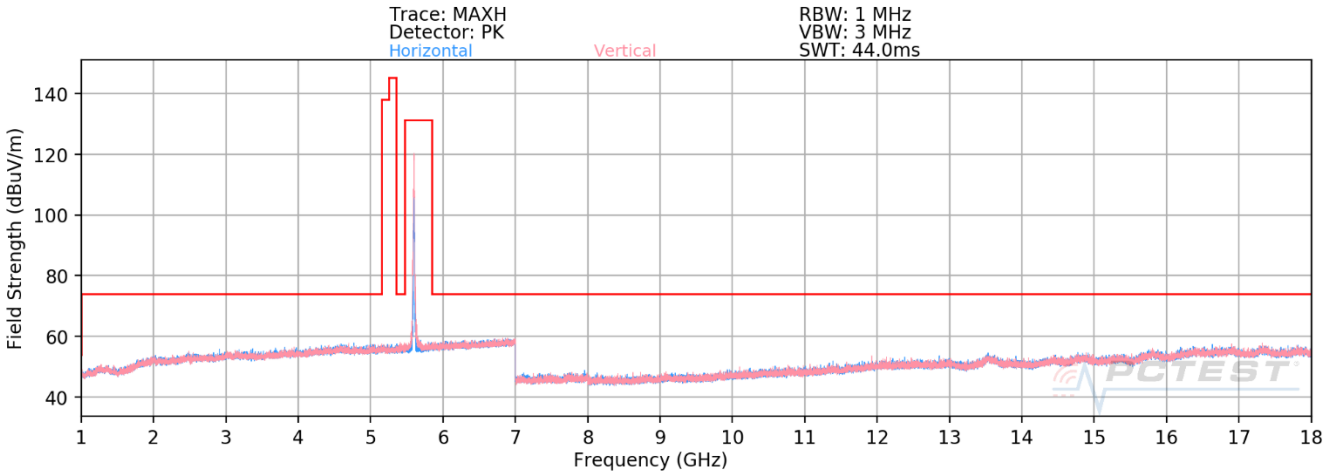

Plot 7-752. Radiated Spurious Plot above 1GHz SISO CORE 1 (802.11ax – U2C Ch. 116 – RU26)

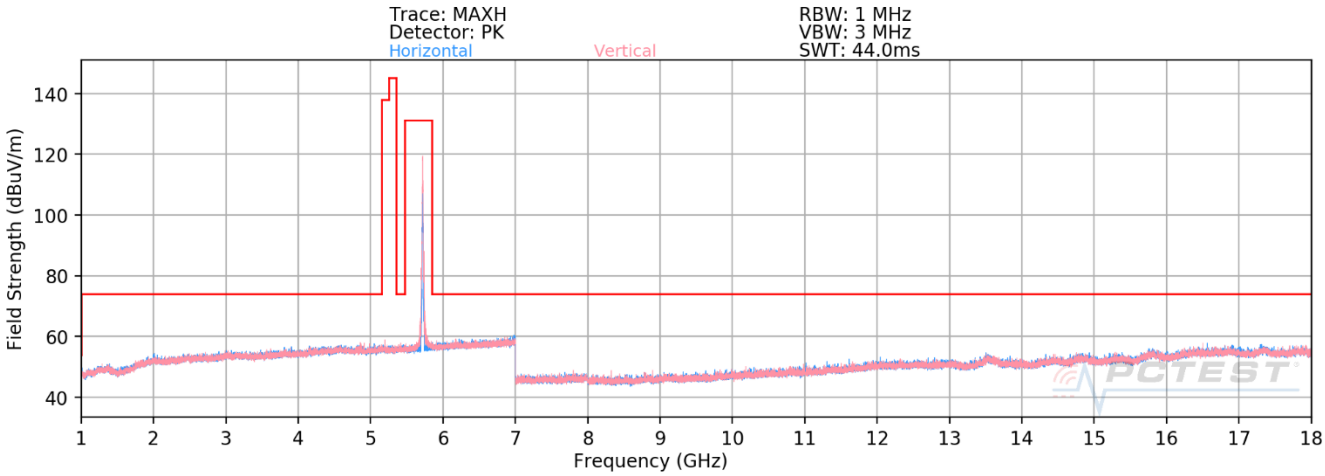

Plot 7-753. Radiated Spurious Plot above 1GHz SISO CORE 1 (802.11ax – U2C Ch. 144 – RU26)

© 2020 PCTEST V 9.0 02/01/2019
All rights reserved. Unless otherwise specified, no part of this report may be reproduced or utilized in any part, form or by any means, electronic or mechanical, including photocopying and microfilm, without permission in writing from PCTEST. If you have any questions about this international copyright or have an enquiry about obtaining additional rights to this report or assembly of contents thereof, please contact INFO@PCTEST.COM.

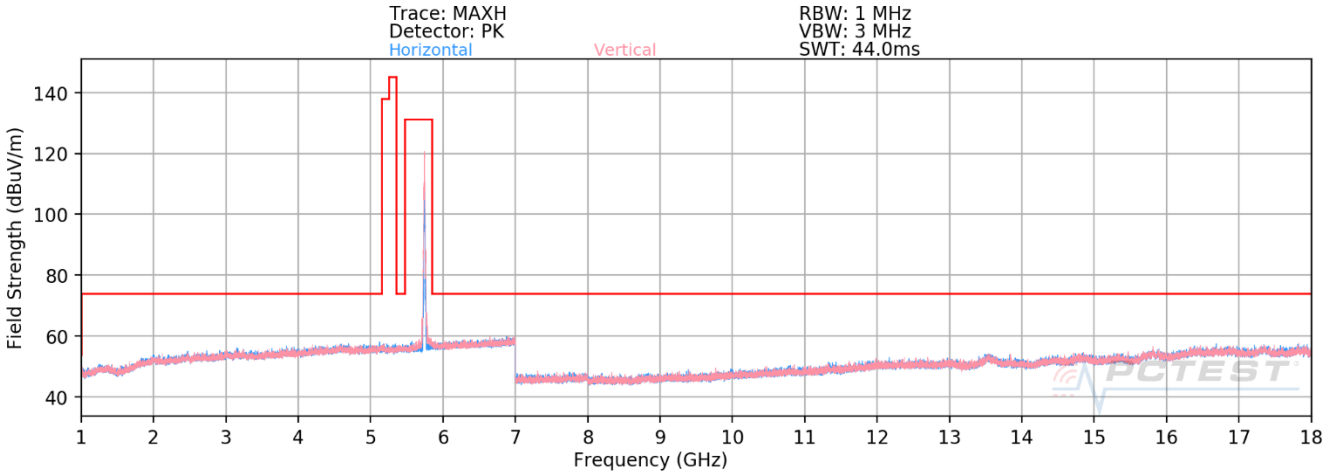

Plot 7-754. Radiated Spurious Plot above 1GHz SISO CORE 1 (802.11ax – U3 Ch. 149 – RU26)

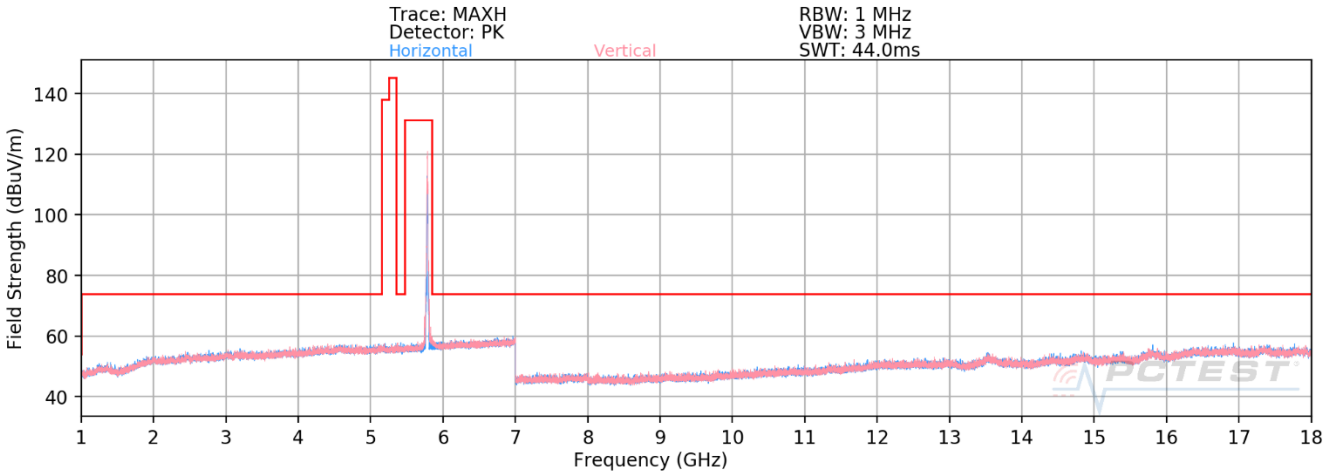

Plot 7-755. Radiated Spurious Plot above 1GHz SISO CORE 1 (802.11ax – U3 Ch. 157 – RU26)

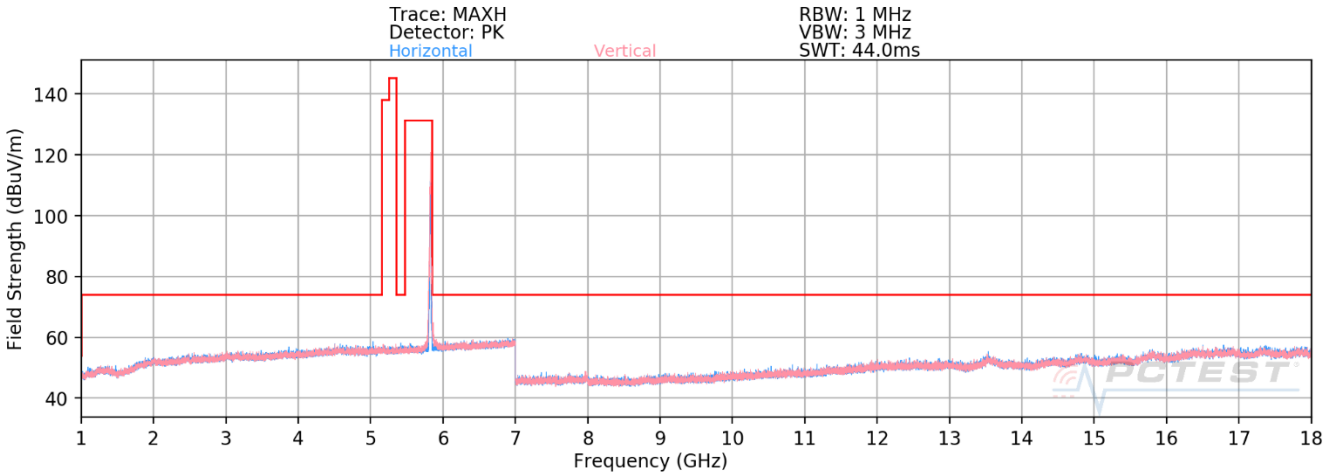

Plot 7-756. Radiated Spurious Plot above 1GHz SISO CORE 1 (802.11ax – U3 Ch. 165 – RU26)

© 2020 PCTEST
All rights reserved. Unless otherwise specified, no part of this report may be reproduced or utilized in any part, form or by any means, electronic or mechanical, including photocopying and microfilm, without permission in writing from PCTEST. If you have any questions about this international copyright or have an enquiry about obtaining additional rights to this report or assembly of contents thereof, please contact INFO@PCTEST.COM.

SISO CORE 1 Radiated Spurious Emission Measurements (RU26)

§15.407(b) §15.205 & §15.209; RSS-Gen [8.9]

Worst Case Mode: 802.11ax (20MHz BW)
Worst Case Transfer Rate: MCS0
RU Index: 4
Distance of Measurements: 3 Meters
Operating Frequency: 5180MHz
Channel: 36

Frequency [MHz]	Detector	Ant. Pol. [H/V]	Antenna Height [cm]	Turntable Azimuth [degree]	Analyzer Level [dBm]	AFCL [dB/m]	Field Strength [dBµV/m]	Limit [dBµV/m]	Margin [dB]
10360.00	Peak	H	-	-	-73.37	18.62	52.25	68.20	-15.95
15540.00	Average	H	-	-	-85.86	25.60	46.74	53.98	-7.24
15540.00	Peak	H	-	-	-74.43	25.60	58.17	73.98	-15.81

Table 7-107. Radiated Measurements SISO CORE 1 (RU26)

Worst Case Mode: 802.11ax (20MHz BW)
Worst Case Transfer Rate: MCS0
RU Index: 4
Distance of Measurements: 3 Meters
Operating Frequency: 5200MHz
Channel: 40

Frequency [MHz]	Detector	Ant. Pol. [H/V]	Antenna Height [cm]	Turntable Azimuth [degree]	Analyzer Level [dBm]	AFCL [dB/m]	Field Strength [dBµV/m]	Limit [dBµV/m]	Margin [dB]
10400.00	Peak	H	-	-	-73.25	18.72	52.47	68.20	-15.73
15600.00	Average	H	-	-	-85.66	25.91	47.25	53.98	-6.73
15600.00	Peak	H	-	-	-74.65	25.91	58.26	73.98	-15.72

Table 7-108. Radiated Measurements SISO CORE 1 (RU26)

Worst Case Mode: 802.11ax (20MHz BW)
Worst Case Transfer Rate: MCS0
RU Index: 4
Distance of Measurements: 3 Meters
Operating Frequency: 5240MHz
Channel: 48

Frequency [MHz]	Detector	Ant. Pol. [H/V]	Antenna Height [cm]	Turntable Azimuth [degree]	Analyzer Level [dBm]	AFCL [dB/m]	Field Strength [dBµV/m]	Limit [dBµV/m]	Margin [dB]
10480.00	Peak	H	-	-	-73.69	19.81	53.12	68.20	-15.08
15720.00	Average	H	-	-	-85.84	25.55	46.71	53.98	-7.27
15720.00	Peak	H	-	-	-74.62	25.55	57.93	73.98	-16.05

Table 7-109. Radiated Measurements SISO CORE 1 (RU26)

© 2020 PCTEST V 9.0 02/01/2019
All rights reserved. Unless otherwise specified, no part of this report may be reproduced or utilized in any part, form or by any means, electronic or mechanical, including photocopying and microfilm, without permission in writing from PCTEST. If you have any questions about this international copyright or have an enquiry about obtaining additional rights to this report or assembly of contents thereof, please contact INFO@PCTEST.COM.

Worst Case Mode: 802.11ax (20MHz BW)
Worst Case Transfer Rate: MCS0
RU Index: 4
Distance of Measurements: 3 Meters
Operating Frequency: 5260MHz
Channel: 52

Frequency [MHz]	Detector	Ant. Pol. [H/V]	Antenna Height [cm]	Turntable Azimuth [degree]	Analyzer Level [dBm]	AFCL [dB/m]	Field Strength [dBµV/m]	Limit [dBµV/m]	Margin [dB]
10520.00	Peak	H	-	-	-74.04	19.96	52.92	68.20	-15.28
15780.00	Average	H	-	-	-85.97	25.70	46.73	53.98	-7.25
15780.00	Peak	H	-	-	-74.78	25.70	57.92	73.98	-16.06

Table 7-110. Radiated Measurements SISO CORE 1 (RU26)

Worst Case Mode: 802.11ax (20MHz BW)
Worst Case Transfer Rate: MCS0
RU Index: 4
Distance of Measurements: 3 Meters
Operating Frequency: 5300MHz
Channel: 60

Frequency [MHz]	Detector	Ant. Pol. [H/V]	Antenna Height [cm]	Turntable Azimuth [degree]	Analyzer Level [dBm]	AFCL [dB/m]	Field Strength [dBµV/m]	Limit [dBµV/m]	Margin [dB]
10600.00	Peak	H	-	-	-73.90	19.70	52.80	68.20	-15.40
15900.00	Average	H	-	-	-85.87	25.59	46.72	53.98	-7.26
15900.00	Peak	H	-	-	-74.35	25.59	58.24	73.98	-15.74

Table 7-111. Radiated Measurements SISO CORE 1 (RU26)

Worst Case Mode: 802.11ax (20MHz BW)
Worst Case Transfer Rate: MCS0
RU Index: 4
Distance of Measurements: 3 Meters
Operating Frequency: 5320MHz
Channel: 64

Frequency [MHz]	Detector	Ant. Pol. [H/V]	Antenna Height [cm]	Turntable Azimuth [degree]	Analyzer Level [dBm]	AFCL [dB/m]	Field Strength [dBµV/m]	Limit [dBµV/m]	Margin [dB]
10640.00	Average	H	-	-	-84.82	19.69	41.87	53.98	-12.11
10640.00	Peak	H	-	-	-73.79	19.69	52.90	73.98	-21.08
15960.00	Average	H	-	-	-85.55	26.01	47.46	53.98	-6.52
15960.00	Peak	H	-	-	-74.63	26.01	58.38	73.98	-15.60

Table 7-112. Radiated Measurements SISO CORE 1 (RU26)

© 2020 PCTEST
All rights reserved. Unless otherwise specified, no part of this report may be reproduced or utilized in any part, form or by any means, electronic or mechanical, including photocopying and microfilm, without permission in writing from PCTEST. If you have any questions about this international copyright or have an enquiry about obtaining additional rights to this report or assembly of contents thereof, please contact INFO@PCTEST.COM.

Worst Case Mode: 802.11ax (20MHz BW)
Worst Case Transfer Rate: MCS0
RU Index: 4
Distance of Measurements: 3 Meters
Operating Frequency: 5500MHz
Channel: 100

Frequency [MHz]	Detector	Ant. Pol. [H/V]	Antenna Height [cm]	Turntable Azimuth [degree]	Analyzer Level [dBm]	AFCL [dB/m]	Field Strength [dBµV/m]	Limit [dBµV/m]	Margin [dB]
11000.00	Average	H	-	-	-85.07	19.67	41.60	53.98	-12.38
11000.00	Peak	H	-	-	-73.75	19.67	52.92	73.98	-21.06
16500.00	Peak	H	-	-	-74.23	26.61	59.38	68.20	-8.82

Table 7-113. Radiated Measurements SISO CORE 1 (RU26)

Worst Case Mode: 802.11ax (20MHz BW)
Worst Case Transfer Rate: MCS0
RU Index: 4
Distance of Measurements: 3 Meters
Operating Frequency: 5580MHz
Channel: 116

Frequency [MHz]	Detector	Ant. Pol. [H/V]	Antenna Height [cm]	Turntable Azimuth [degree]	Analyzer Level [dBm]	AFCL [dB/m]	Field Strength [dBµV/m]	Limit [dBµV/m]	Margin [dB]
11160.00	Average	H	-	-	-85.24	19.90	41.66	53.98	-12.32
11160.00	Peak	H	-	-	-73.81	19.90	53.09	73.98	-20.89
16740.00	Peak	H	-	-	-74.02	27.52	60.50	68.20	-7.70

Table 7-114. Radiated Measurements SISO CORE 1 (RU26)

Worst Case Mode: 802.11ax (20MHz BW)
Worst Case Transfer Rate: MCS0
RU Index: 4
Distance of Measurements: 3 Meters
Operating Frequency: 5720MHz
Channel: 144

Frequency [MHz]	Detector	Ant. Pol. [H/V]	Antenna Height [cm]	Turntable Azimuth [degree]	Analyzer Level [dBm]	AFCL [dB/m]	Field Strength [dBµV/m]	Limit [dBµV/m]	Margin [dB]
11440.00	Average	H	-	-	-85.60	20.25	41.65	53.98	-12.33
11440.00	Peak	H	-	-	-74.40	20.25	52.85	73.98	-21.13
17160.00	Peak	H	-	-	-74.86	27.51	59.65	68.20	-8.55

Table 7-115. Radiated Measurements SISO CORE 1 (RU26)

© 2020 PCTEST
All rights reserved. Unless otherwise specified, no part of this report may be reproduced or utilized in any part, form or by any means, electronic or mechanical, including photocopying and microfilm, without permission in writing from PCTEST. If you have any questions about this international copyright or have an enquiry about obtaining additional rights to this report or assembly of contents thereof, please contact INFO@PCTEST.COM.

Worst Case Mode: 802.11ax (20MHz BW)
Worst Case Transfer Rate: MCS0
RU Index: 4
Distance of Measurements: 3 Meters
Operating Frequency: 5745MHz
Channel: 149

Frequency [MHz]	Detector	Ant. Pol. [H/V]	Antenna Height [cm]	Turntable Azimuth [degree]	Analyzer Level [dBm]	AFCL [dB/m]	Field Strength [dBµV/m]	Limit [dBµV/m]	Margin [dB]
11490.00	Average	H	-	-	-85.85	20.15	41.30	53.98	-12.68
11490.00	Peak	H	-	-	-74.33	20.15	52.82	73.98	-21.16
17235.00	Peak	H	-	-	-74.77	28.21	60.44	68.20	-7.76

Table 7-116. Radiated Measurements SISO CORE 1 (RU26)

Worst Case Mode: 802.11ax (20MHz BW)
Worst Case Transfer Rate: MCS0
RU Index: 4
Distance of Measurements: 3 Meters
Operating Frequency: 5785MHz
Channel: 157

Frequency [MHz]	Detector	Ant. Pol. [H/V]	Antenna Height [cm]	Turntable Azimuth [degree]	Analyzer Level [dBm]	AFCL [dB/m]	Field Strength [dBµV/m]	Limit [dBµV/m]	Margin [dB]
11570.00	Average	H	-	-	-85.44	20.30	41.86	53.98	-12.11
11570.00	Peak	H	-	-	-74.41	20.30	52.89	73.98	-21.08
17355.00	Peak	H	-	-	-74.57	27.92	60.35	68.20	-7.85

Table 7-117. Radiated Measurements SISO CORE 1 (RU26)

Worst Case Mode: 802.11ax (20MHz BW)
Worst Case Transfer Rate: MCS0
RU Index: 4
Distance of Measurements: 3 Meters
Operating Frequency: 5825MHz
Channel: 165

Frequency [MHz]	Detector	Ant. Pol. [H/V]	Antenna Height [cm]	Turntable Azimuth [degree]	Analyzer Level [dBm]	AFCL [dB/m]	Field Strength [dBµV/m]	Limit [dBµV/m]	Margin [dB]
11650.00	Average	H	-	-	-85.49	21.29	42.80	53.98	-11.18
11650.00	Peak	H	-	-	-74.22	21.29	54.07	73.98	-19.91
17475.00	Peak	H	-	-	-74.38	28.14	60.76	68.20	-7.44

Table 7-118. Radiated Measurements SISO CORE 1 (RU26)

© 2020 PCTEST V 9.0 02/01/2019
All rights reserved. Unless otherwise specified, no part of this report may be reproduced or utilized in any part, form or by any means, electronic or mechanical, including photocopying and microfilm, without permission in writing from PCTEST. If you have any questions about this international copyright or have an enquiry about obtaining additional rights to this report or assembly of contents thereof, please contact INFO@PCTEST.COM.

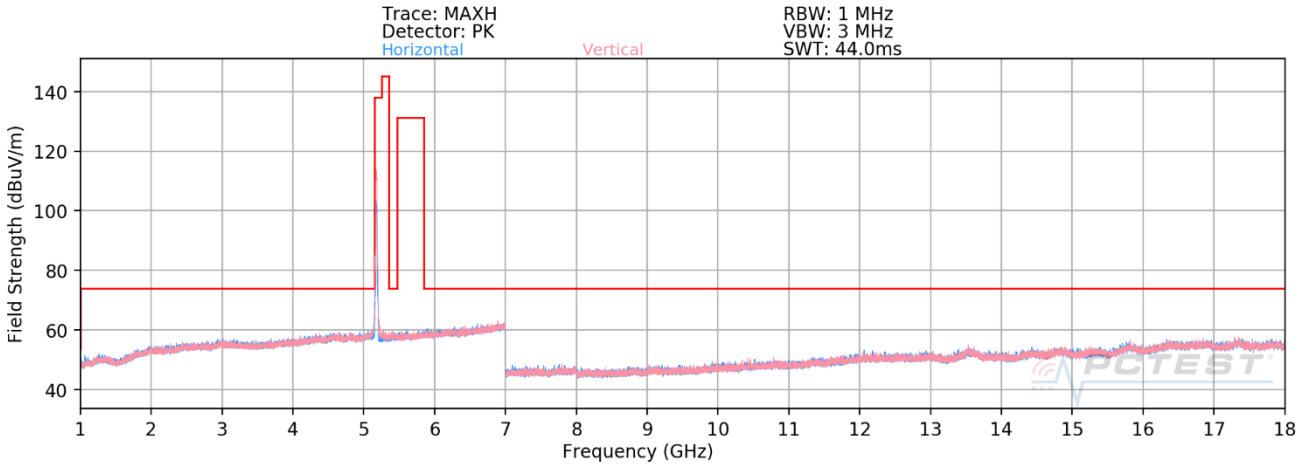

Plot 7-757. Radiated Spurious Plot above 1GHz SISO CORE 1 (802.11ax – U1 Ch. 36 – RU242)

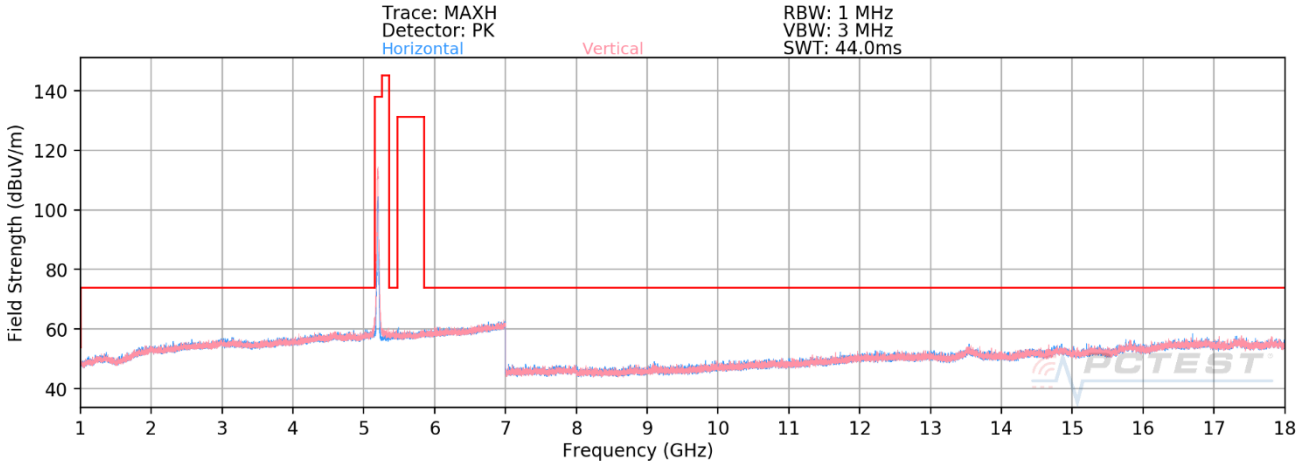

Plot 7-758. Radiated Spurious Plot above 1GHz SISO CORE 1 (802.11ax – U1 Ch. 40 – RU242)

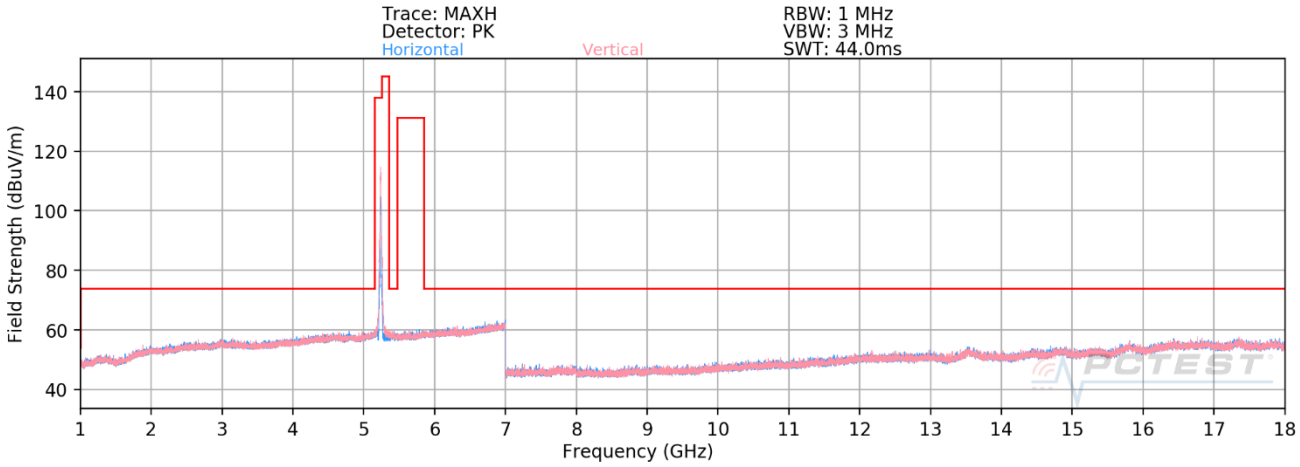

Plot 7-759. Radiated Spurious Plot above 1GHz SISO CORE 1 (802.11ax – U1 Ch. 48 – RU242)

© 2020 PCTEST
All rights reserved. Unless otherwise specified, no part of this report may be reproduced or utilized in any part, form or by any means, electronic or mechanical, including photocopying and microfilm, without permission in writing from PCTEST. If you have any questions about this international copyright or have an enquiry about obtaining additional rights to this report or assembly of contents thereof, please contact INFO@PCTEST.COM.

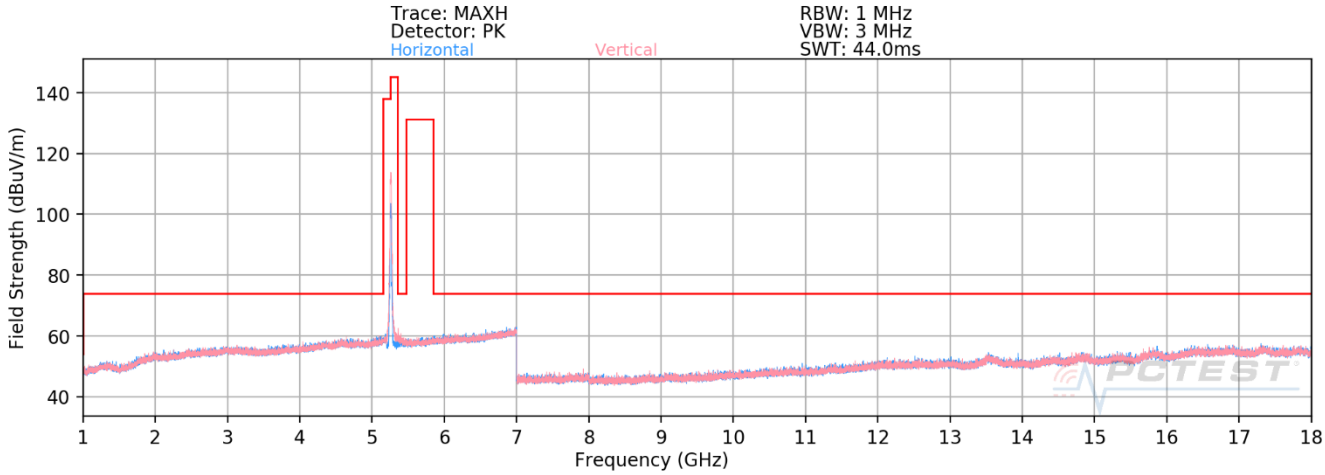

Plot 7-760. Radiated Spurious Plot above 1GHz SISO CORE 1 (802.11ax – U2A Ch. 52 – RU242)

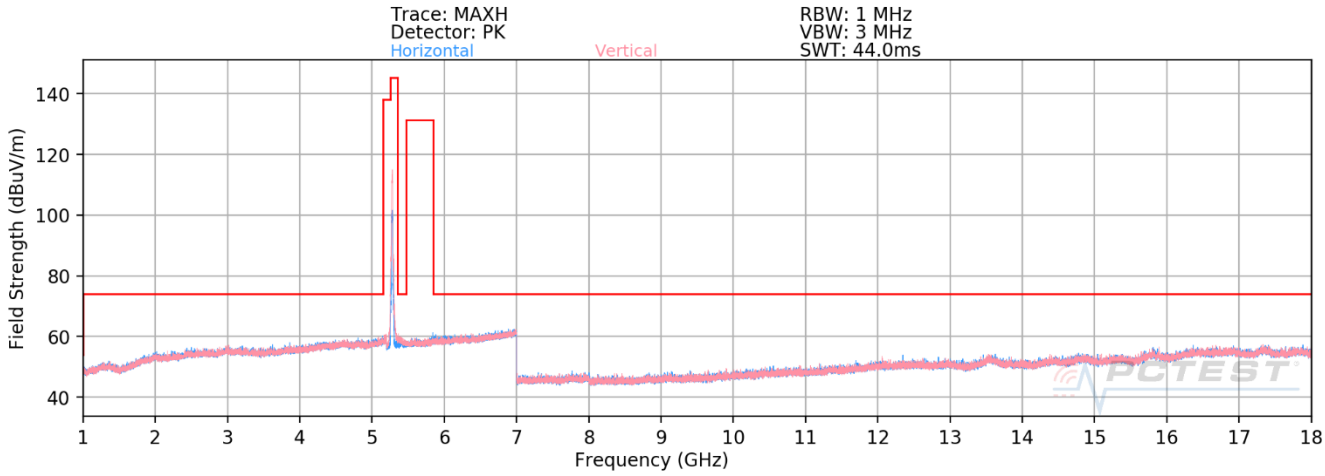

Plot 7-761. Radiated Spurious Plot above 1GHz SISO CORE 1 (802.11ax – U2A Ch. 60 – RU242)

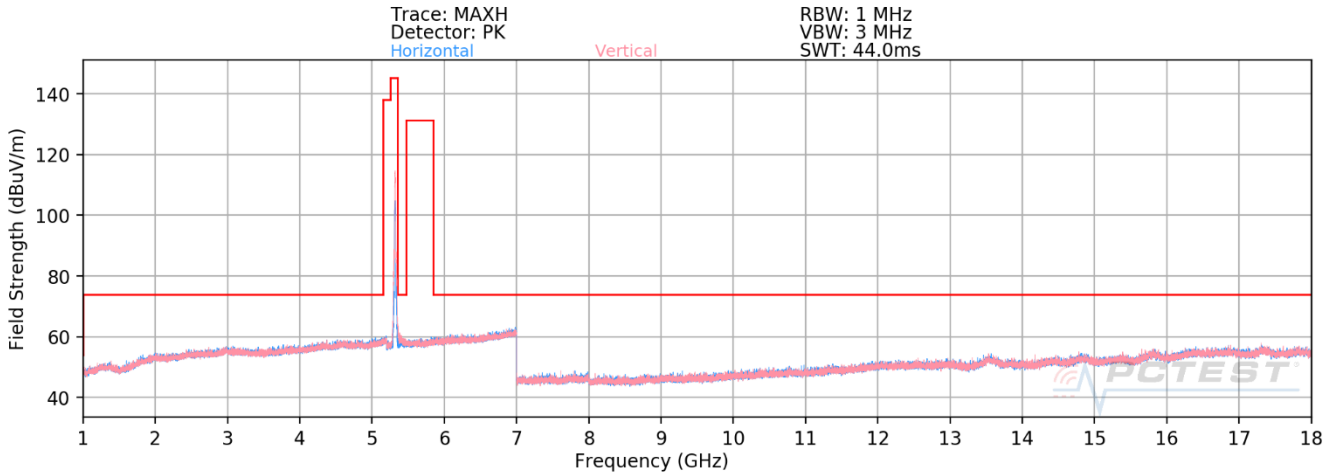

Plot 7-762. Radiated Spurious Plot above 1GHz SISO CORE 1 (802.11ax – U2A Ch. 64 – RU242)

© 2020 PCTEST
All rights reserved. Unless otherwise specified, no part of this report may be reproduced or utilized in any part, form or by any means, electronic or mechanical, including photocopying and microfilm, without permission in writing from PCTEST. If you have any questions about this international copyright or have an enquiry about obtaining additional rights to this report or assembly of contents thereof, please contact INFO@PCTEST.COM.

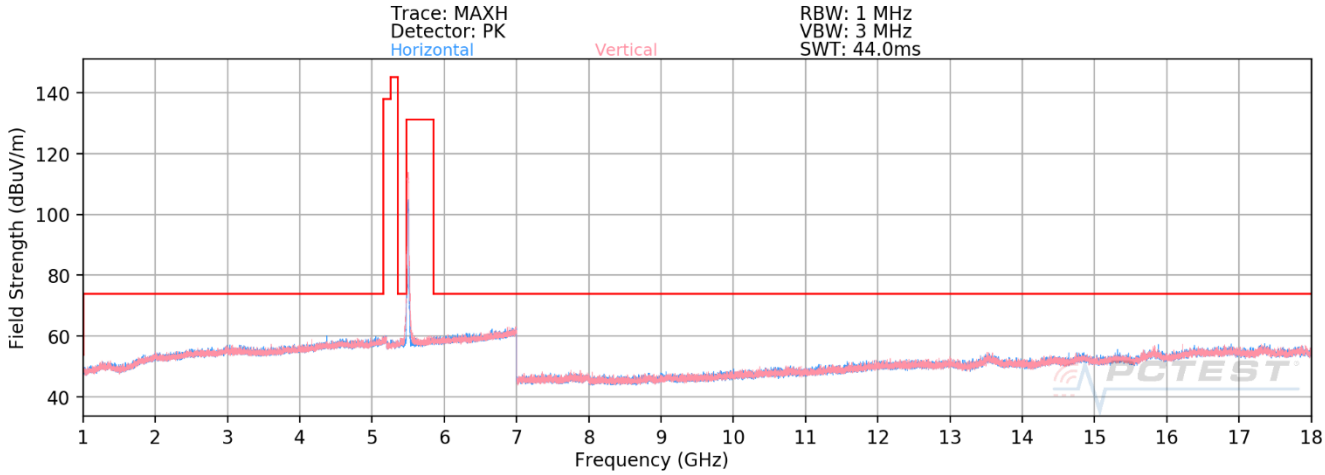

Plot 7-763. Radiated Spurious Plot above 1GHz SISO CORE 1 (802.11ax – U2C Ch. 100 – RU242)

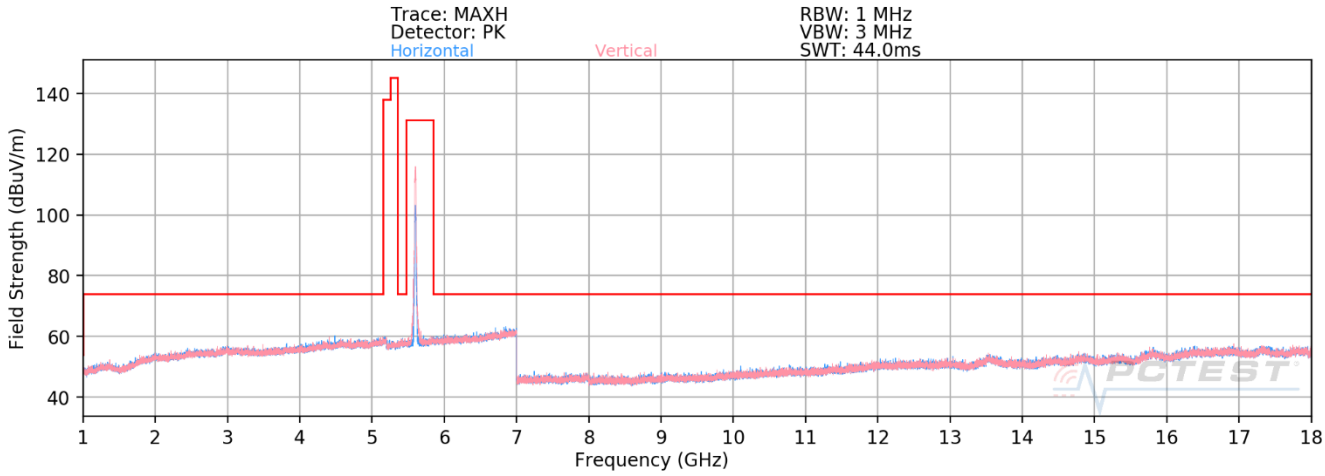

Plot 7-764. Radiated Spurious Plot above 1GHz SISO CORE 1 (802.11ax – U2C Ch. 116 – RU242)

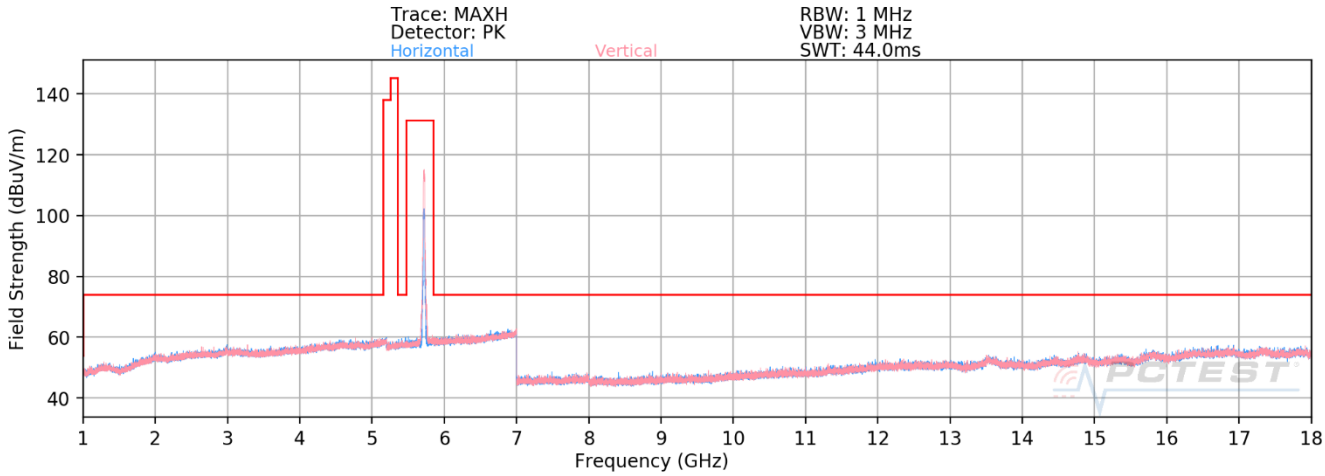

Plot 7-765. Radiated Spurious Plot above 1GHz SISO CORE 1 (802.11ax – U2C Ch. 144 – RU242)

© 2020 PCTEST V 9.0 02/01/2019
All rights reserved. Unless otherwise specified, no part of this report may be reproduced or utilized in any part, form or by any means, electronic or mechanical, including photocopying and microfilm, without permission in writing from PCTEST. If you have any questions about this international copyright or have an enquiry about obtaining additional rights to this report or assembly of contents thereof, please contact INFO@PCTEST.COM.

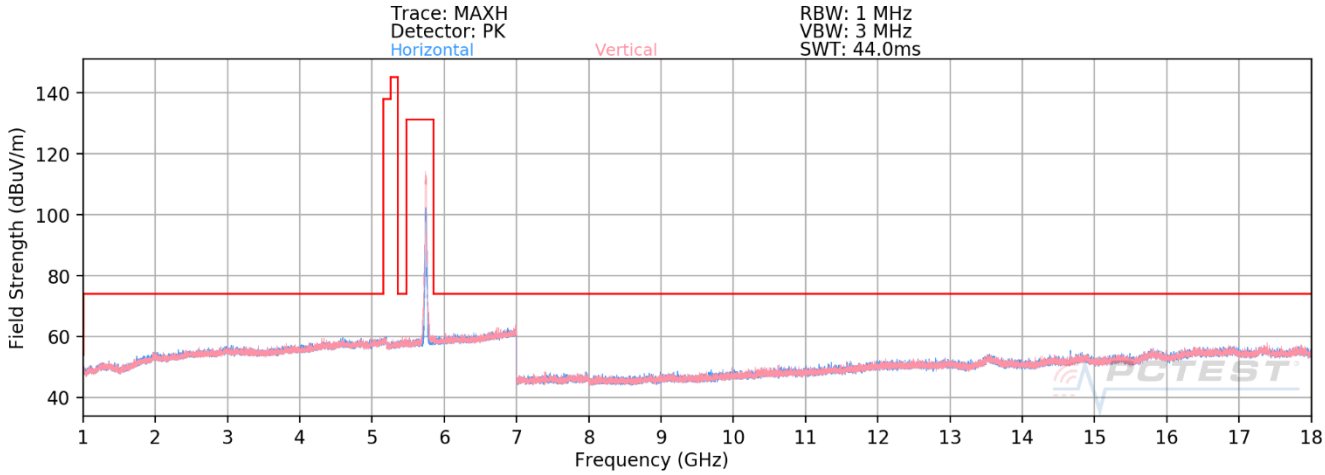

Plot 7-766. Radiated Spurious Plot above 1GHz SISO CORE 1 (802.11ax – U3 Ch. 149 – RU242)

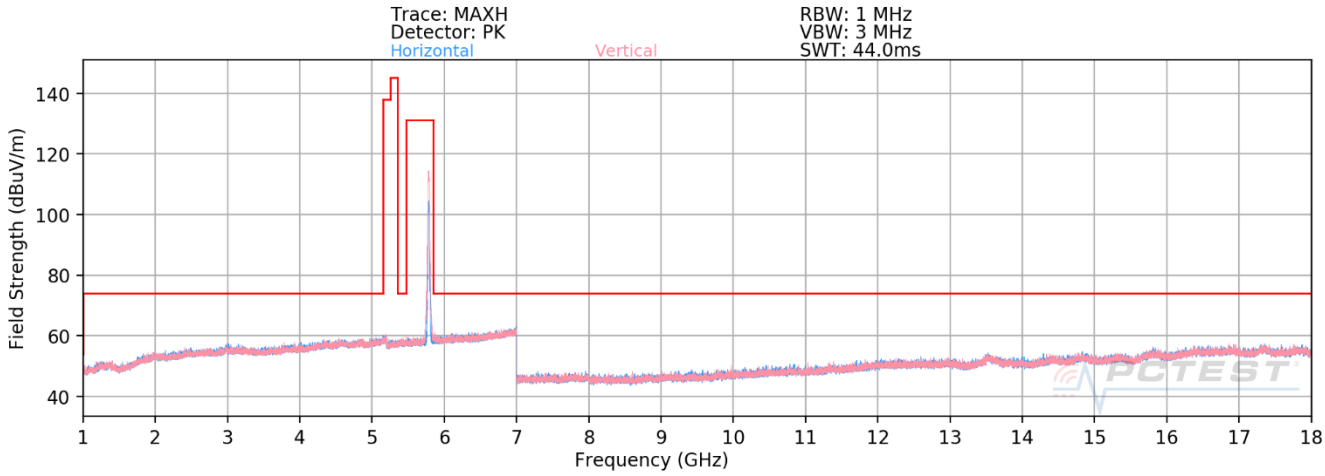

Plot 7-767. Radiated Spurious Plot above 1GHz SISO CORE 1 (802.11ax – U3 Ch. 157 – RU242)

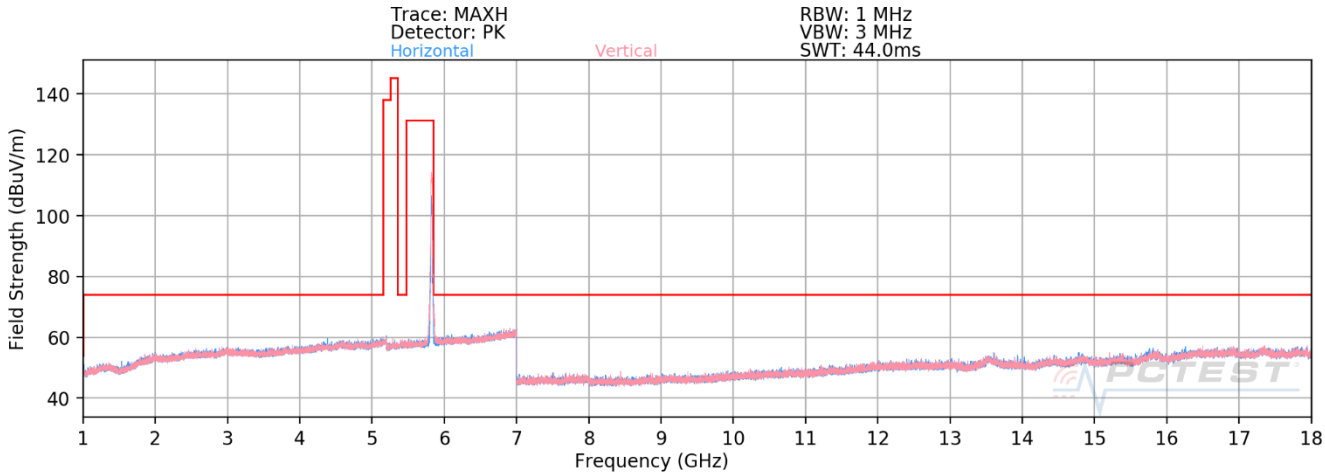

Plot 7-768. Radiated Spurious Plot above 1GHz SISO CORE 1 (802.11ax – U3 Ch. 165 – RU242)

© 2020 PCTEST
All rights reserved. Unless otherwise specified, no part of this report may be reproduced or utilized in any part, form or by any means, electronic or mechanical, including photocopying and microfilm, without permission in writing from PCTEST. If you have any questions about this international copyright or have an enquiry about obtaining additional rights to this report or assembly of contents thereof, please contact INFO@PCTEST.COM.

SISO CORE 1 Radiated Spurious Emission Measurements (RU242)

§15.407(b) §15.205 & §15.209; RSS-Gen [8.9]

Worst Case Mode: 802.11ax (20MHz BW)
Worst Case Transfer Rate: MCS0
RU Index: 61
Distance of Measurements: 3 Meters
Operating Frequency: 5180MHz
Channel: 36

Frequency [MHz]	Detector	Ant. Pol. [H/V]	Antenna Height [cm]	Turntable Azimuth [degree]	Analyzer Level [dBm]	AFCL [dB/m]	Field Strength [dBµV/m]	Limit [dBµV/m]	Margin [dB]
10360.00	Peak	H	-	-	-72.32	14.34	49.02	68.20	-19.18
15540.00	Average	H	-	-	-84.85	20.37	42.52	53.98	-11.46
15540.00	Peak	H	-	-	-74.10	20.37	53.27	73.98	-20.71

Table 7-119. Radiated Measurements SISO CORE 1 (RU242)

Worst Case Mode: 802.11ax (20MHz BW)
Worst Case Transfer Rate: MCS0
RU Index: 61
Distance of Measurements: 3 Meters
Operating Frequency: 5200MHz
Channel: 40

Frequency [MHz]	Detector	Ant. Pol. [H/V]	Antenna Height [cm]	Turntable Azimuth [degree]	Analyzer Level [dBm]	AFCL [dB/m]	Field Strength [dBµV/m]	Limit [dBµV/m]	Margin [dB]
10400.00	Peak	H	-	-	-71.79	14.43	49.64	68.20	-18.56
15600.00	Average	H	-	-	-84.70	20.56	42.86	53.98	-11.12
15600.00	Peak	H	-	-	-73.24	20.56	54.32	73.98	-19.66

Table 7-120. Radiated Measurements SISO CORE 1 (RU242)

Worst Case Mode: 802.11ax (20MHz BW)
Worst Case Transfer Rate: MCS0
RU Index: 61
Distance of Measurements: 3 Meters
Operating Frequency: 5240MHz
Channel: 48

Frequency [MHz]	Detector	Ant. Pol. [H/V]	Antenna Height [cm]	Turntable Azimuth [degree]	Analyzer Level [dBm]	AFCL [dB/m]	Field Strength [dBµV/m]	Limit [dBµV/m]	Margin [dB]
10480.00	Peak	H	-	-	-71.77	14.63	49.86	68.20	-18.34
15720.00	Average	H	-	-	-84.80	21.60	43.80	53.98	-10.18
15720.00	Peak	H	-	-	-73.87	21.60	54.73	73.98	-19.25

Table 7-121. Radiated Measurements SISO CORE 1 (RU242)

© 2020 PCTEST V 9.0 02/01/2019
All rights reserved. Unless otherwise specified, no part of this report may be reproduced or utilized in any part, form or by any means, electronic or mechanical, including photocopying and microfilm, without permission in writing from PCTEST. If you have any questions about this international copyright or have an enquiry about obtaining additional rights to this report or assembly of contents thereof, please contact INFO@PCTEST.COM.

Worst Case Mode: 802.11ax (20MHz BW)
Worst Case Transfer Rate: MCS0
RU Index: 61
Distance of Measurements: 3 Meters
Operating Frequency: 5260MHz
Channel: 52

Frequency [MHz]	Detector	Ant. Pol. [H/V]	Antenna Height [cm]	Turntable Azimuth [degree]	Analyzer Level [dBm]	AFCL [dB/m]	Field Strength [dBµV/m]	Limit [dBµV/m]	Margin [dB]
10520.00	Peak	H	-	-	-71.37	14.85	50.48	68.20	-17.72
15780.00	Average	H	-	-	-85.23	21.89	43.66	53.98	-10.32
15780.00	Peak	H	-	-	-74.03	21.89	54.86	73.98	-19.12

Table 7-122. Radiated Measurements SISO CORE 1 (RU242)

Worst Case Mode: 802.11ax (20MHz BW)
Worst Case Transfer Rate: MCS0
RU Index: 61
Distance of Measurements: 3 Meters
Operating Frequency: 5300MHz
Channel: 60

Frequency [MHz]	Detector	Ant. Pol. [H/V]	Antenna Height [cm]	Turntable Azimuth [degree]	Analyzer Level [dBm]	AFCL [dB/m]	Field Strength [dBµV/m]	Limit [dBµV/m]	Margin [dB]
10600.00	Peak	H	-	-	-71.81	14.37	49.56	68.20	-18.64
15900.00	Average	H	-	-	-85.07	21.77	43.70	53.98	-10.28
15900.00	Peak	H	-	-	-74.04	21.77	54.73	73.98	-19.25

Table 7-123. Radiated Measurements SISO CORE 1 (RU242)

Worst Case Mode: 802.11ax (20MHz BW)
Worst Case Transfer Rate: MCS0
RU Index: 61
Distance of Measurements: 3 Meters
Operating Frequency: 5320MHz
Channel: 64

Frequency [MHz]	Detector	Ant. Pol. [H/V]	Antenna Height [cm]	Turntable Azimuth [degree]	Analyzer Level [dBm]	AFCL [dB/m]	Field Strength [dBµV/m]	Limit [dBµV/m]	Margin [dB]
10640.00	Average	H	-	-	-82.91	14.85	38.94	53.98	-15.04
10640.00	Peak	H	-	-	-71.46	14.85	50.39	73.98	-23.59
15960.00	Average	H	-	-	-84.76	21.74	43.98	53.98	-10.00
15960.00	Peak	H	-	-	-74.14	21.74	54.60	73.98	-19.38

Table 7-124. Radiated Measurements SISO CORE 1 (RU242)

© 2020 PCTEST V 9.0 02/01/2019
All rights reserved. Unless otherwise specified, no part of this report may be reproduced or utilized in any part, form or by any means, electronic or mechanical, including photocopying and microfilm, without permission in writing from PCTEST. If you have any questions about this international copyright or have an enquiry about obtaining additional rights to this report or assembly of contents thereof, please contact INFO@PCTEST.COM.

Worst Case Mode: 802.11ax (20MHz BW)
Worst Case Transfer Rate: MCS0
RU Index: 61
Distance of Measurements: 3 Meters
Operating Frequency: 5500MHz
Channel: 100

Frequency [MHz]	Detector	Ant. Pol. [H/V]	Antenna Height [cm]	Turntable Azimuth [degree]	Analyzer Level [dBm]	AFCL [dB/m]	Field Strength [dBµV/m]	Limit [dBµV/m]	Margin [dB]
11000.00	Average	H	-	-	-83.21	15.88	39.67	53.98	-14.31
11000.00	Peak	H	-	-	-72.23	15.88	50.65	73.98	-23.33
16500.00	Peak	H	-	-	-72.65	21.60	55.95	68.20	-12.25

Table 7-125. Radiated Measurements SISO CORE 1 (RU242)

Worst Case Mode: 802.11ax (20MHz BW)
Worst Case Transfer Rate: MCS0
RU Index: 61
Distance of Measurements: 3 Meters
Operating Frequency: 5580MHz
Channel: 116

Frequency [MHz]	Detector	Ant. Pol. [H/V]	Antenna Height [cm]	Turntable Azimuth [degree]	Analyzer Level [dBm]	AFCL [dB/m]	Field Strength [dBµV/m]	Limit [dBµV/m]	Margin [dB]
11160.00	Average	H	-	-	-84.66	16.51	38.85	53.98	-15.13
11160.00	Peak	H	-	-	-73.77	16.51	49.74	73.98	-24.24
16740.00	Peak	H	-	-	-73.24	22.16	55.92	68.20	-12.28

Table 7-126. Radiated Measurements SISO CORE 1 (RU242)

Worst Case Mode: 802.11ax (20MHz BW)
Worst Case Transfer Rate: MCS0
RU Index: 61
Distance of Measurements: 3 Meters
Operating Frequency: 5720MHz
Channel: 144

Frequency [MHz]	Detector	Ant. Pol. [H/V]	Antenna Height [cm]	Turntable Azimuth [degree]	Analyzer Level [dBm]	AFCL [dB/m]	Field Strength [dBµV/m]	Limit [dBµV/m]	Margin [dB]
11440.00	Average	H	-	-	-84.37	16.74	39.37	53.98	-14.61
11440.00	Peak	H	-	-	-72.87	16.74	50.87	73.98	-23.11
17160.00	Peak	H	-	-	-73.43	21.60	55.17	68.20	-13.03

Table 7-127. Radiated Measurements SISO CORE 1 (RU242)

© 2020 PCTEST V 9.0 02/01/2019
All rights reserved. Unless otherwise specified, no part of this report may be reproduced or utilized in any part, form or by any means, electronic or mechanical, including photocopying and microfilm, without permission in writing from PCTEST. If you have any questions about this international copyright or have an enquiry about obtaining additional rights to this report or assembly of contents thereof, please contact INFO@PCTEST.COM.

Worst Case Mode: 802.11ax (20MHz BW)
Worst Case Transfer Rate: MCS0
RU Index: 61
Distance of Measurements: 3 Meters
Operating Frequency: 5745MHz
Channel: 149

Frequency [MHz]	Detector	Ant. Pol. [H/V]	Antenna Height [cm]	Turntable Azimuth [degree]	Analyzer Level [dBm]	AFCL [dB/m]	Field Strength [dBµV/m]	Limit [dBµV/m]	Margin [dB]
11490.00	Average	H	-	-	-86.86	20.15	40.29	53.98	-13.69
11490.00	Peak	H	-	-	-74.06	20.15	53.09	73.98	-20.89
17235.00	Peak	H	-	-	-75.14	28.21	60.07	68.20	-8.13

Table 7-128. Radiated Measurements SISO CORE 1 (RU242)

Worst Case Mode: 802.11ax (20MHz BW)
Worst Case Transfer Rate: MCS0
RU Index: 61
Distance of Measurements: 3 Meters
Operating Frequency: 5785MHz
Channel: 157

Frequency [MHz]	Detector	Ant. Pol. [H/V]	Antenna Height [cm]	Turntable Azimuth [degree]	Analyzer Level [dBm]	AFCL [dB/m]	Field Strength [dBµV/m]	Limit [dBµV/m]	Margin [dB]
11570.00	Average	H	-	-	-85.95	20.30	41.35	53.98	-12.62
11570.00	Peak	H	-	-	-73.61	20.30	53.69	73.98	-20.28
17355.00	Peak	H	-	-	-74.39	27.92	60.53	68.20	-7.67

Table 7-129. Radiated Measurements SISO CORE 1 (RU242)

Worst Case Mode: 802.11ax (20MHz BW)
Worst Case Transfer Rate: MCS0
RU Index: 61
Distance of Measurements: 3 Meters
Operating Frequency: 5825MHz
Channel: 165

Frequency [MHz]	Detector	Ant. Pol. [H/V]	Antenna Height [cm]	Turntable Azimuth [degree]	Analyzer Level [dBm]	AFCL [dB/m]	Field Strength [dBµV/m]	Limit [dBµV/m]	Margin [dB]
11650.00	Average	H	-	-	-84.34	16.45	39.11	53.98	-14.87
11650.00	Peak	H	-	-	-72.38	16.45	51.07	73.98	-22.91
17475.00	Peak	H	-	-	-73.10	21.94	55.84	68.20	-12.36

Table 7-130. Radiated Measurements SISO CORE 1 (RU242)

© 2020 PCTEST V 9.0 02/01/2019
All rights reserved. Unless otherwise specified, no part of this report may be reproduced or utilized in any part, form or by any means, electronic or mechanical, including photocopying and microfilm, without permission in writing from PCTEST. If you have any questions about this international copyright or have an enquiry about obtaining additional rights to this report or assembly of contents thereof, please contact INFO@PCTEST.COM.

7.6.3 CDD/SDM Radiated Spurious Emission Measurements

RU26

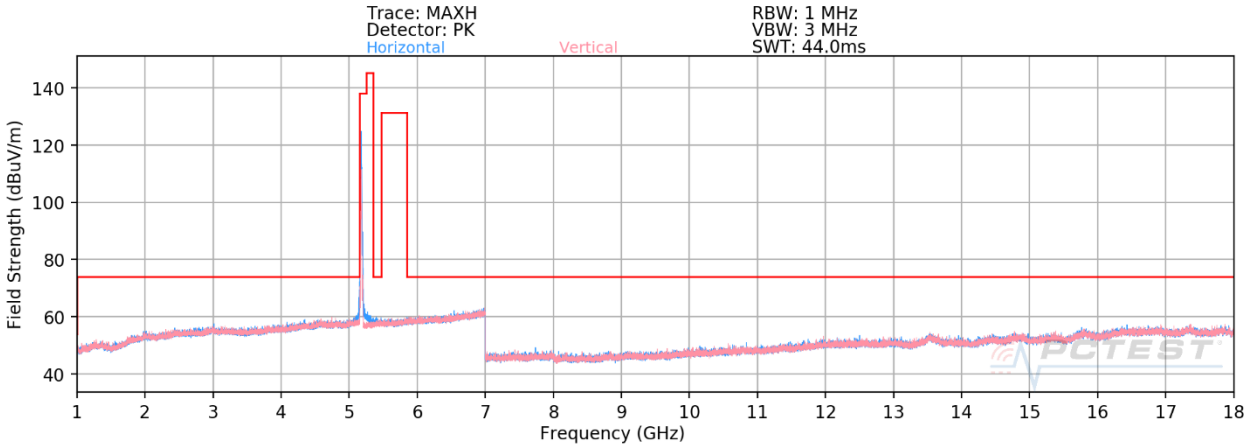

Plot 7-769. Radiated Spurious Plot above 1GHz CDD (802.11ax – U1 Ch. 36 – RU26)

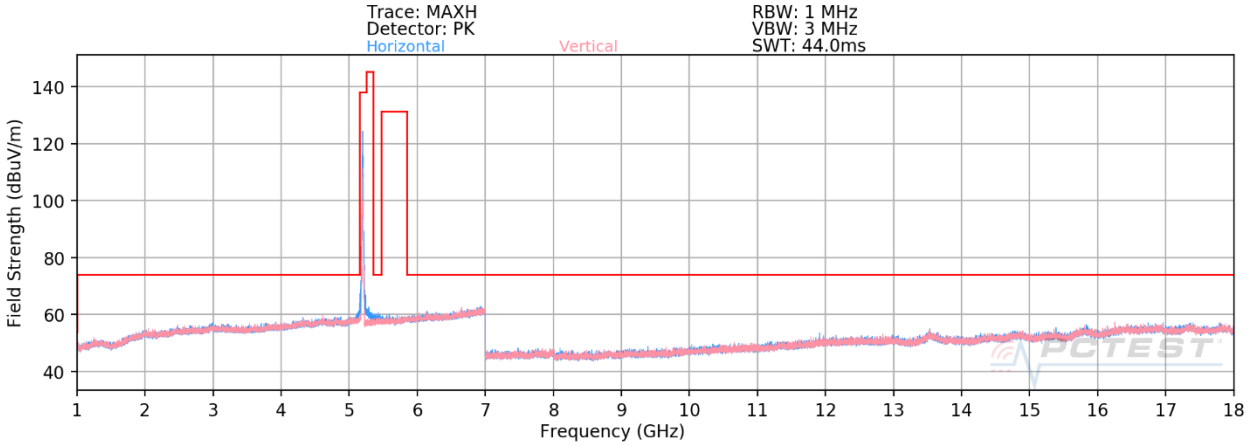

Plot 7-770. Radiated Spurious Plot above 1GHz CDD (802.11ax – U1 Ch. 40 – RU26)

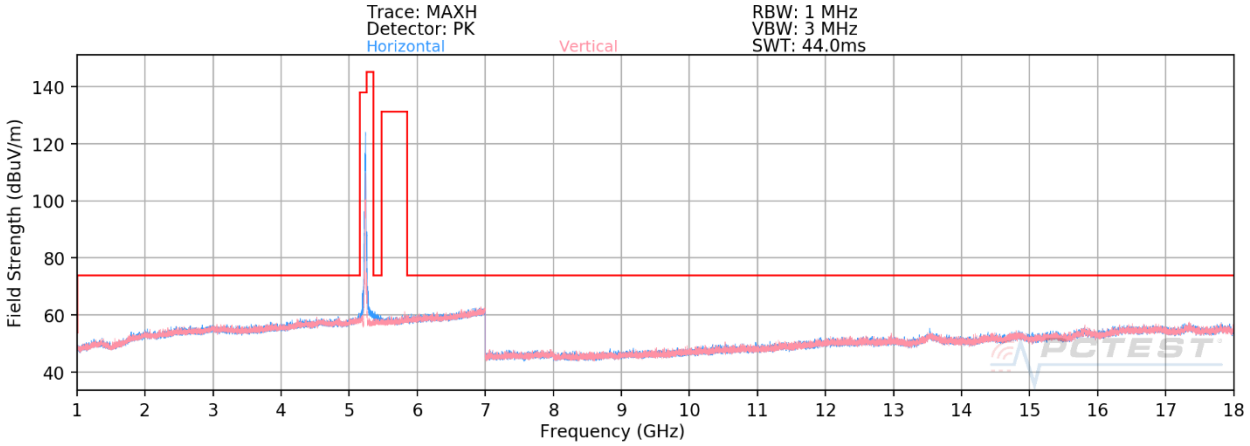

Plot 7-771. Radiated Spurious Plot above 1GHz CDD (802.11ax – U1 Ch. 48 – RU26)

© 2020 PCTEST V 9.0 02/01/2019
All rights reserved. Unless otherwise specified, no part of this report may be reproduced or utilized in any part, form or by any means, electronic or mechanical, including photocopying and microfilm, without permission in writing from PCTEST. If you have any questions about this international copyright or have an enquiry about obtaining additional rights to this report or assembly of contents thereof, please contact INFO@PCTEST.COM.

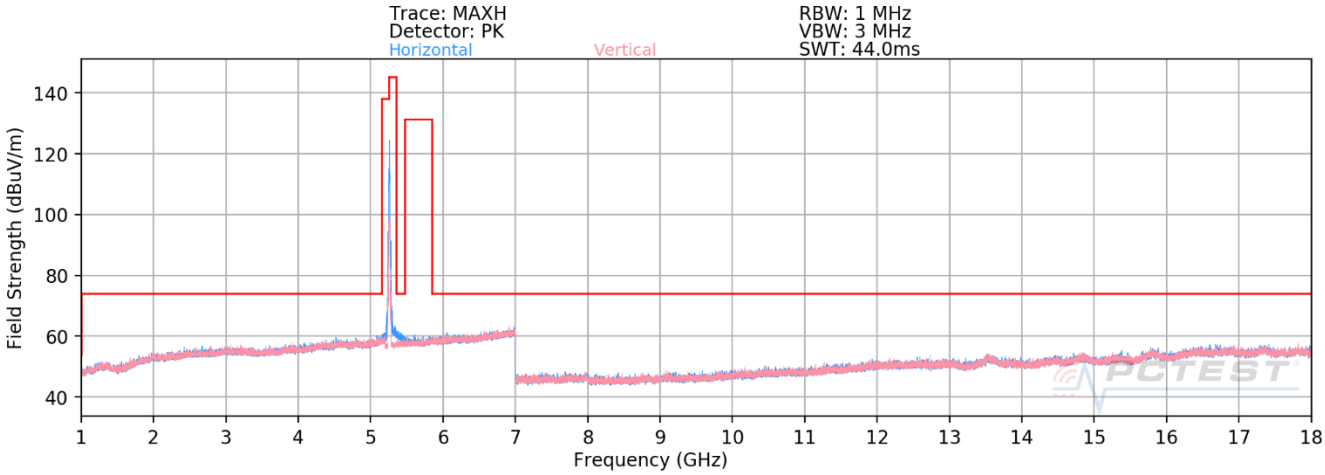

Plot 7-772. Radiated Spurious Plot above 1GHz CDD (802.11ax – U2A Ch. 52 – RU26)

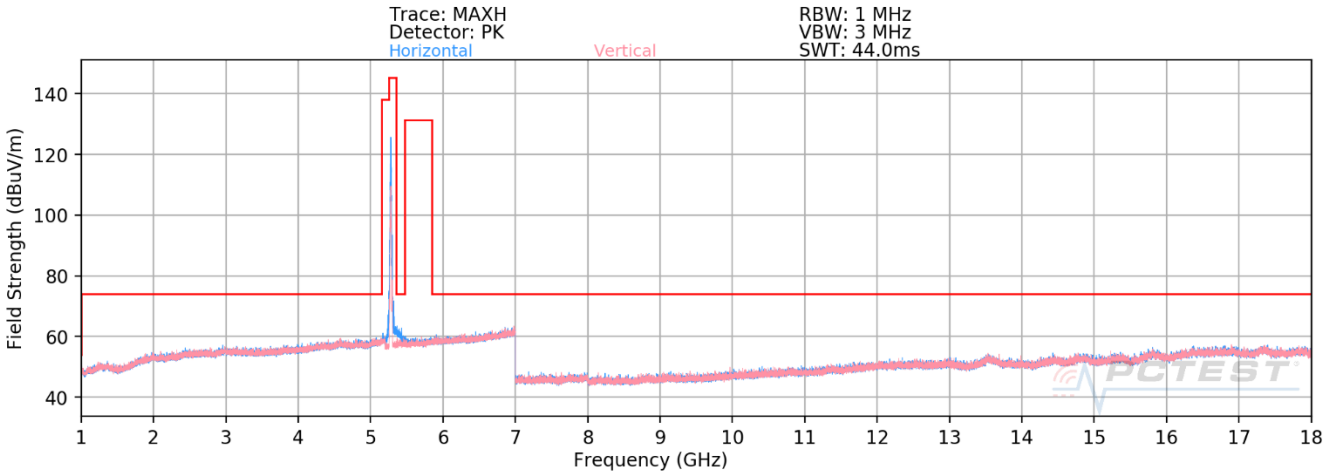

Plot 7-773. Radiated Spurious Plot above 1GHz CDD (802.11ax – U2A Ch. 60 – RU26)

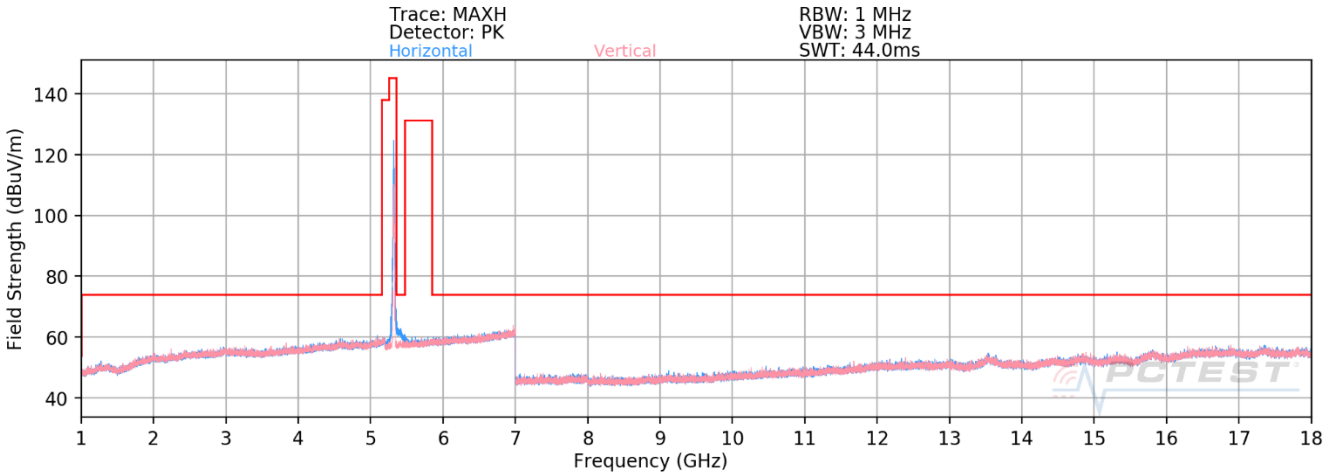

Plot 7-774. Radiated Spurious Plot above 1GHz CDD (802.11ax – U2A Ch. 64 – RU26)

© 2020 PCTEST V 9.0 02/01/2019
All rights reserved. Unless otherwise specified, no part of this report may be reproduced or utilized in any part, form or by any means, electronic or mechanical, including photocopying and microfilm, without permission in writing from PCTEST. If you have any questions about this international copyright or have an enquiry about obtaining additional rights to this report or assembly of contents thereof, please contact INFO@PCTEST.COM.

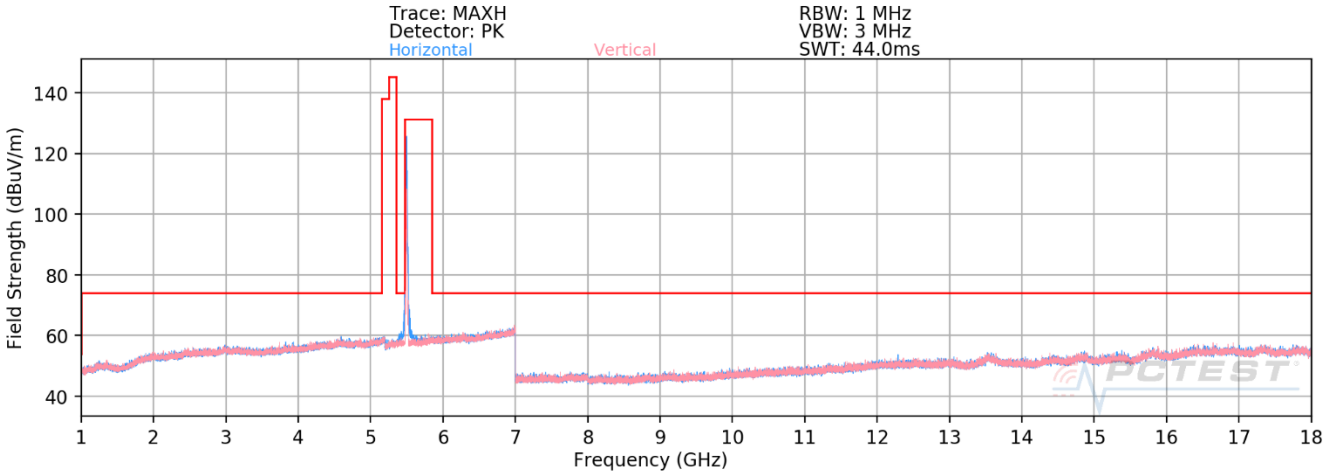

Plot 7-775. Radiated Spurious Plot above 1GHz SDM (802.11ax – U2C Ch. 100 – RU26)

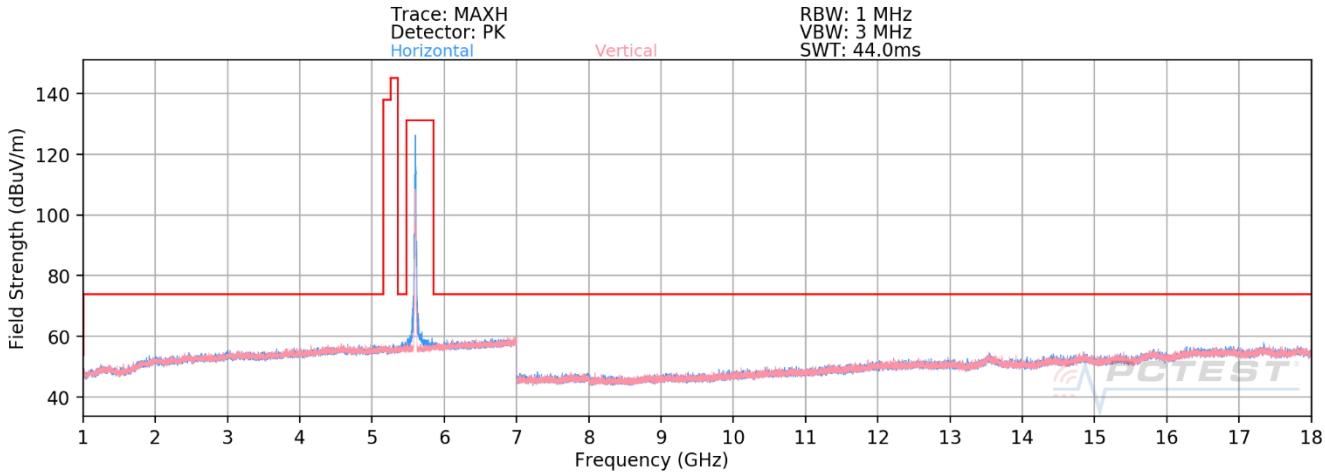

Plot 7-776. Radiated Spurious Plot above 1GHz SDM (802.11ax – U2C Ch. 116 – RU26)

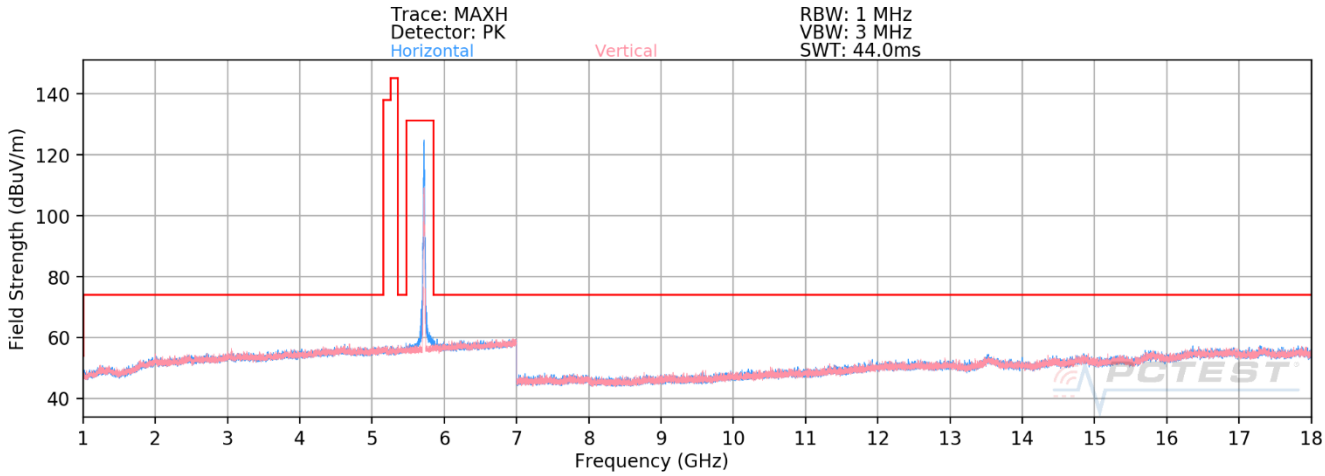

Plot 7-777. Radiated Spurious Plot above 1GHz SDM (802.11ax – U2C Ch. 144 – RU26)

© 2020 PCTEST
All rights reserved. Unless otherwise specified, no part of this report may be reproduced or utilized in any part, form or by any means, electronic or mechanical, including photocopying and microfilm, without permission in writing from PCTEST. If you have any questions about this international copyright or have an enquiry about obtaining additional rights to this report or assembly of contents thereof, please contact INFO@PCTEST.COM.

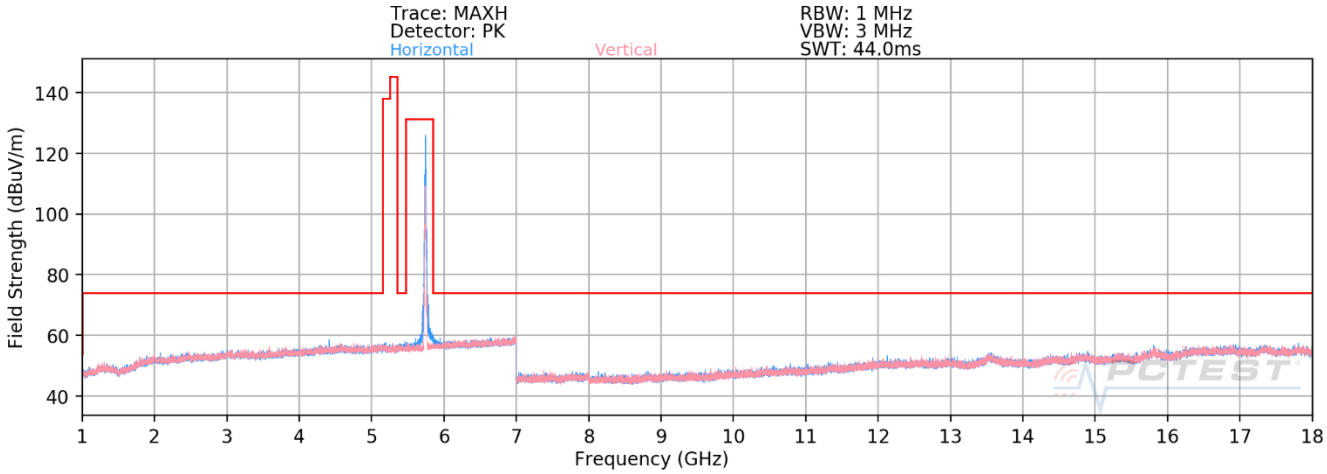

Plot 7-778. Radiated Spurious Plot above 1GHz CDD (802.11ax – U3 Ch. 149 – RU26)

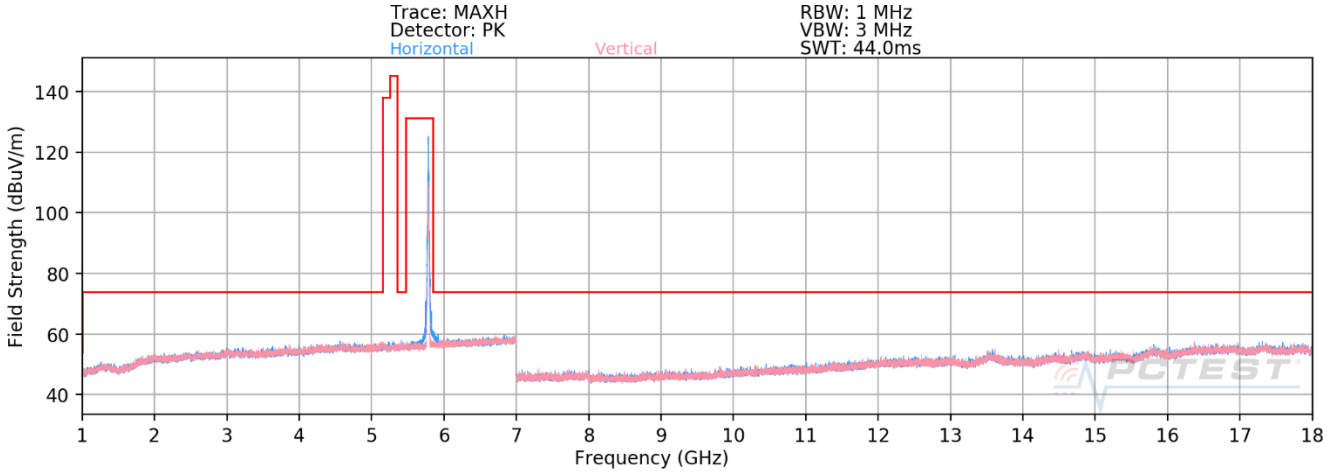

Plot 7-779. Radiated Spurious Plot above 1GHz CDD (802.11ax – U3 Ch. 157 – RU26)

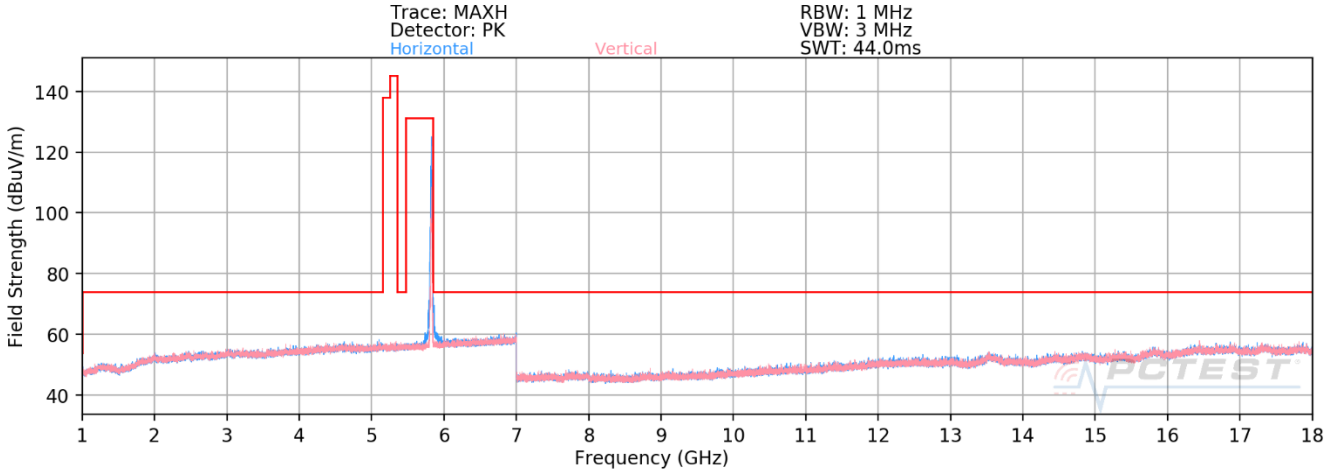

Plot 7-780. Radiated Spurious Plot above 1GHz CDD (802.11ax – U3 Ch. 165 – RU26)

© 2020 PCTEST V 9.0 02/01/2019

All rights reserved. Unless otherwise specified, no part of this report may be reproduced or utilized in any part, form or by any means, electronic or mechanical, including photocopying and microfilm, without permission in writing from PCTEST. If you have any questions about this international copyright or have an enquiry about obtaining additional rights to this report or assembly of contents thereof, please contact INFO@PCTEST.COM.

CDD/SDM Radiated Spurious Emission Measurements (RU26)

§15.407(b) §15.205 & §15.209; RSS-Gen [8.9]

Worst Case Mode: 802.11ax (20MHz BW)
Worst Case Transfer Rate: MCS0
RU Index: 4
Distance of Measurements: 3 Meters
Operating Frequency: 5180MHz
Channel: 36

Frequency [MHz]	Detector	Ant. Pol. [H/V]	Antenna Height [cm]	Turntable Azimuth [degree]	Analyzer Level [dBm]	AFCL [dB/m]	Field Strength [dBµV/m]	Limit [dBµV/m]	Margin [dB]
10360.00	Peak	H	-	-	-72.53	14.34	48.81	68.20	-19.39
15540.00	Average	H	-	-	-85.14	20.37	42.23	53.98	-11.75
15540.00	Peak	H	-	-	-73.77	20.37	53.60	73.98	-20.38

Table 7-131. Radiated Measurements CDD (RU26)

Worst Case Mode: 802.11ax (20MHz BW)
Worst Case Transfer Rate: MCS0
RU Index: 4
Distance of Measurements: 3 Meters
Operating Frequency: 5200MHz
Channel: 40

Frequency [MHz]	Detector	Ant. Pol. [H/V]	Antenna Height [cm]	Turntable Azimuth [degree]	Analyzer Level [dBm]	AFCL [dB/m]	Field Strength [dBµV/m]	Limit [dBµV/m]	Margin [dB]
10400.00	Peak	H	-	-	-72.15	14.43	49.28	68.20	-18.92
15600.00	Average	H	-	-	-84.13	20.56	43.43	53.98	-10.55
15600.00	Peak	H	-	-	-73.66	20.56	53.90	73.98	-20.08

Table 7-132. Radiated Measurements CDD (RU26)

Worst Case Mode: 802.11ax (20MHz BW)
Worst Case Transfer Rate: MCS0
RU Index: 4
Distance of Measurements: 3 Meters
Operating Frequency: 5240MHz
Channel: 48

Frequency [MHz]	Detector	Ant. Pol. [H/V]	Antenna Height [cm]	Turntable Azimuth [degree]	Analyzer Level [dBm]	AFCL [dB/m]	Field Strength [dBµV/m]	Limit [dBµV/m]	Margin [dB]
10480.00	Peak	H	-	-	-72.36	14.63	49.27	68.20	-18.93
15720.00	Average	H	-	-	-85.79	21.60	42.81	53.98	-11.17
15720.00	Peak	H	-	-	-73.84	21.60	54.76	73.98	-19.22

Table 7-133. Radiated Measurements CDD (RU26)

© 2020 PCTEST V 9.0 02/01/2019
All rights reserved. Unless otherwise specified, no part of this report may be reproduced or utilized in any part, form or by any means, electronic or mechanical, including photocopying and microfilm, without permission in writing from PCTEST. If you have any questions about this international copyright or have an enquiry about obtaining additional rights to this report or assembly of contents thereof, please contact INFO@PCTEST.COM.

Worst Case Mode: 802.11ax (20MHz BW)
Worst Case Transfer Rate: MCS0
RU Index: 4
Distance of Measurements: 3 Meters
Operating Frequency: 5260MHz
Channel: 52

Frequency [MHz]	Detector	Ant. Pol. [H/V]	Antenna Height [cm]	Turntable Azimuth [degree]	Analyzer Level [dBm]	AFCL [dB/m]	Field Strength [dBµV/m]	Limit [dBµV/m]	Margin [dB]
10520.00	Peak	H	-	-	-71.46	14.85	50.39	68.20	-17.81
15780.00	Average	H	-	-	-85.95	21.89	42.94	53.98	-11.04
15780.00	Peak	H	-	-	-74.26	21.89	54.63	73.98	-19.35

Table 7-134. Radiated Measurements CDD (RU26)

Worst Case Mode: 802.11ax (20MHz BW)
Worst Case Transfer Rate: MCS0
RU Index: 4
Distance of Measurements: 3 Meters
Operating Frequency: 5300MHz
Channel: 60

Frequency [MHz]	Detector	Ant. Pol. [H/V]	Antenna Height [cm]	Turntable Azimuth [degree]	Analyzer Level [dBm]	AFCL [dB/m]	Field Strength [dBµV/m]	Limit [dBµV/m]	Margin [dB]
10600.00	Peak	H	-	-	-71.96	14.37	49.41	68.20	-18.79
15900.00	Average	H	-	-	-86.20	21.77	42.57	53.98	-11.41
15900.00	Peak	H	-	-	-74.82	21.77	53.95	73.98	-20.03

Table 7-135. Radiated Measurements CDD (RU26)

Worst Case Mode: 802.11ax (20MHz BW)
Worst Case Transfer Rate: MCS0
RU Index: 4
Distance of Measurements: 3 Meters
Operating Frequency: 5320MHz
Channel: 64

Frequency [MHz]	Detector	Ant. Pol. [H/V]	Antenna Height [cm]	Turntable Azimuth [degree]	Analyzer Level [dBm]	AFCL [dB/m]	Field Strength [dBµV/m]	Limit [dBµV/m]	Margin [dB]
10640.00	Average	H	-	-	-83.69	14.85	38.16	53.98	-15.82
10640.00	Peak	H	-	-	-72.02	14.85	49.83	73.98	-24.15
15960.00	Average	H	-	-	-85.48	21.74	43.26	53.98	-10.72
15960.00	Peak	H	-	-	-73.75	21.74	54.99	73.98	-18.99

Table 7-136. Radiated Measurements CDD (RU26)

© 2020 PCTEST
All rights reserved. Unless otherwise specified, no part of this report may be reproduced or utilized in any part, form or by any means, electronic or mechanical, including photocopying and microfilm, without permission in writing from PCTEST. If you have any questions about this international copyright or have an enquiry about obtaining additional rights to this report or assembly of contents thereof, please contact INFO@PCTEST.COM.

Worst Case Mode: 802.11ax (20MHz BW)
Worst Case Transfer Rate: MCS8
RU Index: 4
Distance of Measurements: 3 Meters
Operating Frequency: 5500MHz
Channel: 100

Frequency [MHz]	Detector	Ant. Pol. [H/V]	Antenna Height [cm]	Turntable Azimuth [degree]	Analyzer Level [dBm]	AFCL [dB/m]	Field Strength [dBµV/m]	Limit [dBµV/m]	Margin [dB]
11000.00	Average	H	-	-	-84.21	15.88	38.67	53.98	-15.31
11000.00	Peak	H	-	-	-72.92	15.88	49.96	73.98	-24.02
16500.00	Peak	H	-	-	-73.53	21.60	55.07	68.20	-13.13

Table 7-137. Radiated Measurements SDM (RU26)

Worst Case Mode: 802.11ax (20MHz BW)
Worst Case Transfer Rate: MCS8
RU Index: 4
Distance of Measurements: 3 Meters
Operating Frequency: 5580MHz
Channel: 116

Frequency [MHz]	Detector	Ant. Pol. [H/V]	Antenna Height [cm]	Turntable Azimuth [degree]	Analyzer Level [dBm]	AFCL [dB/m]	Field Strength [dBµV/m]	Limit [dBµV/m]	Margin [dB]
11160.00	Average	H	-	-	-84.38	16.51	39.13	53.98	-14.85
11160.00	Peak	H	-	-	-72.70	16.51	50.81	73.98	-23.17
16740.00	Peak	H	-	-	-73.82	22.16	55.34	68.20	-12.86

Table 7-138. Radiated Measurements SDM (RU26)

Worst Case Mode: 802.11ax (20MHz BW)
Worst Case Transfer Rate: MCS8
RU Index: 4
Distance of Measurements: 3 Meters
Operating Frequency: 5720MHz
Channel: 144

Frequency [MHz]	Detector	Ant. Pol. [H/V]	Antenna Height [cm]	Turntable Azimuth [degree]	Analyzer Level [dBm]	AFCL [dB/m]	Field Strength [dBµV/m]	Limit [dBµV/m]	Margin [dB]
11440.00	Average	H	-	-	-84.66	16.74	39.08	53.98	-14.90
11440.00	Peak	H	-	-	-72.73	16.74	51.01	73.98	-22.97
17160.00	Peak	H	-	-	-73.28	21.60	55.32	68.20	-12.88

Table 7-139. Radiated Measurements SDM (RU26)

© 2020 PCTEST
All rights reserved. Unless otherwise specified, no part of this report may be reproduced or utilized in any part, form or by any means, electronic or mechanical, including photocopying and microfilm, without permission in writing from PCTEST. If you have any questions about this international copyright or have an enquiry about obtaining additional rights to this report or assembly of contents thereof, please contact INFO@PCTEST.COM.

Worst Case Mode: 802.11ax (20MHz BW)
Worst Case Transfer Rate: MCS0
RU Index: 4
Distance of Measurements: 3 Meters
Operating Frequency: 5745MHz
Channel: 149

Frequency [MHz]	Detector	Ant. Pol. [H/V]	Antenna Height [cm]	Turntable Azimuth [degree]	Analyzer Level [dBm]	AFCL [dB/m]	Field Strength [dBµV/m]	Limit [dBµV/m]	Margin [dB]
11490.00	Average	H	-	-	-84.40	16.37	38.97	53.98	-15.01
11490.00	Peak	H	-	-	-73.08	16.37	50.29	73.98	-23.69
17235.00	Peak	H	-	-	-73.92	22.25	55.33	68.20	-12.87

Table 7-140. Radiated Measurements CDD (RU26)

Worst Case Mode: 802.11ax (20MHz BW)
Worst Case Transfer Rate: MCS0
RU Index: 4
Distance of Measurements: 3 Meters
Operating Frequency: 5785MHz
Channel: 157

Frequency [MHz]	Detector	Ant. Pol. [H/V]	Antenna Height [cm]	Turntable Azimuth [degree]	Analyzer Level [dBm]	AFCL [dB/m]	Field Strength [dBµV/m]	Limit [dBµV/m]	Margin [dB]
11570.00	Average	H	-	-	-84.23	17.01	39.78	53.98	-14.20
11570.00	Peak	H	-	-	-73.01	17.01	51.00	73.98	-22.98
17355.00	Peak	H	-	-	-73.24	22.61	56.37	68.20	-11.83

Table 7-141. Radiated Measurements CDD (RU26)

Worst Case Mode: 802.11ax (20MHz BW)
Worst Case Transfer Rate: MCS0
RU Index: 4
Distance of Measurements: 3 Meters
Operating Frequency: 5825MHz
Channel: 165

Frequency [MHz]	Detector	Ant. Pol. [H/V]	Antenna Height [cm]	Turntable Azimuth [degree]	Analyzer Level [dBm]	AFCL [dB/m]	Field Strength [dBµV/m]	Limit [dBµV/m]	Margin [dB]
11650.00	Average	H	-	-	-84.35	16.45	39.10	53.98	-14.88
11650.00	Peak	H	-	-	-72.78	16.45	50.67	73.98	-23.31
17475.00	Peak	H	-	-	-72.60	21.94	56.34	68.20	-11.86

Table 7-142. Radiated Measurements CDD (RU26)

© 2020 PCTEST
All rights reserved. Unless otherwise specified, no part of this report may be reproduced or utilized in any part, form or by any means, electronic or mechanical, including photocopying and microfilm, without permission in writing from PCTEST. If you have any questions about this international copyright or have an enquiry about obtaining additional rights to this report or assembly of contents thereof, please contact INFO@PCTEST.COM.