TEST SETUP PHOTOS

Report Number: 13371066-EP1V1

1. SCOPE

The purpose of this document is to show test setup diagrams and photos for the following reports

Reports
13371066-E1 FCC_IC WPT Report
13371066-E2 FCC WPT RF Exposure Report

A2384

2. WPT TECHNOLOGY

2.1. AC LINE CONDUCTED SETUP

2.1.1 EUT with IPhone

AC LINE CONDUCTED (FRONT)

AC LINE CONDUCTED (BACK)

2.1.2 EUT with AirPods

AC LINE CONDUCTED (FRONT)

AC LINE CONDUCTED (BACK)

2.2. WPT RADIATED RF MEASUREMENT SETUP

2.2.1 EUT with iPhone



BELOW 30 MHz (FRONT)



BELOW 30 MHz (BACK)



BELOW 1GHz (FRONT)

BELOW 1GHz (BACK)

2.2.2 EUT with AirPods



BELOW 30 MHz (FRONT)



BELOW 30 MHz (BACK)



BELOW 1GHz (FRONT)



BELOW 1GHz (BACK)

3. RF EXPOSRE SETUP PHOTO

Gap Accessories





GAP

3.1. FCC Standby Mode (Internal Battery) (Top=20cm, S1/S2/S3/S4/ Bottom=15cm from the EUT)

Internal Battery

S1



S2



S3



S4



Top



Bottom

3.2. FCC Standby Mode with AC Adapter (Top=20cm, S1/S2/S3/S4/ Bottom=15cm from the EUT)

AC Adapter



S1



S2



S3



S4



Top



Bottom

3.3. FCC Charging Mode with AirPods Charging Case for Mobile Position (Top=20cm, S1/S2/S3/S4/ Bottom=15cm from the EUT)

Internal Battery No Gap



S1

S2



S3



S4



Top

Bottom

3.4. FCC Charging Mode with AirPods Charging Case for Mobile Position (Top=20cm, S1/S2/S3/S4/ Bottom=15cm from the EUT)

AC Adapter No Gap



S1



S2



S3



S4



Top

Bottom