Band 30

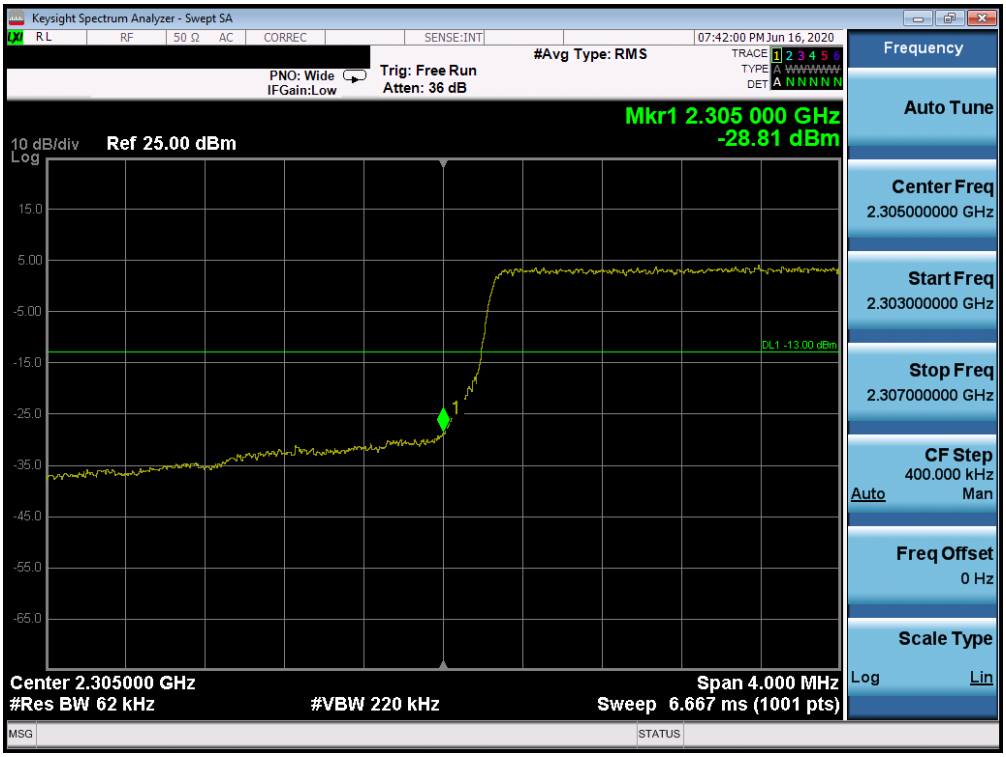

Plot 7-301. Lower Band Edge Plot (Band 30 - 5.0MHz QPSK - Full RB Configuration)

Plot 7-302. Lower Extended Band Edge Plot (Band 30 - 5.0MHz QPSK - Full RB Configuration)

© 2020 PCTEST
All rights reserved. Unless otherwise specified, no part of this report may be reproduced or utilized in any part, form or by any means, electronic or mechanical, including photocopying and microfilm, without permission in writing from PCTEST. If you have any questions about this international copyright or have an enquiry about obtaining additional rights to this report or assembly of contents thereof, please contact INFO@PCTEST.COM.

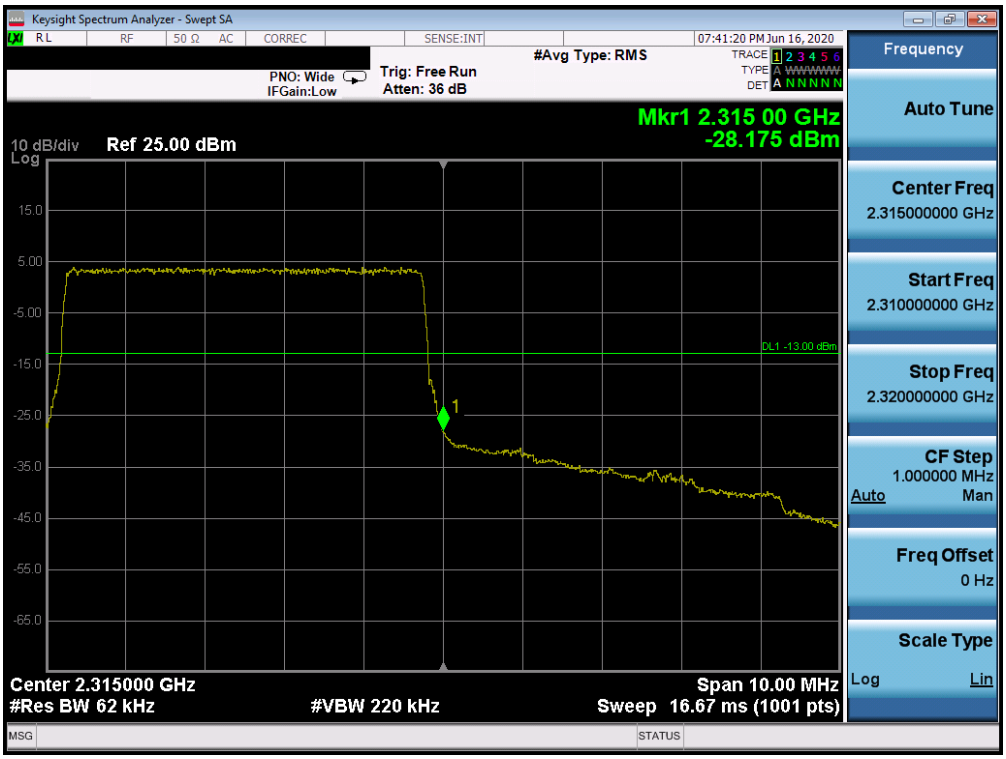

Plot 7-303. Upper Band Edge Plot (Band 30 - 5.0MHz QPSK - Full RB Configuration)

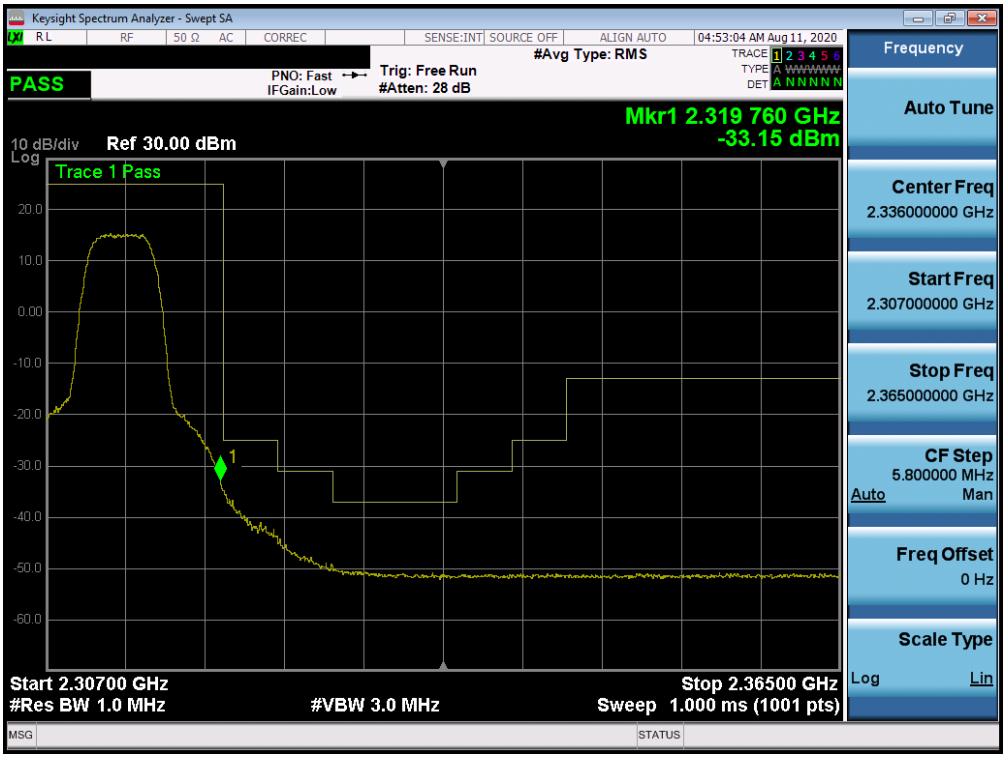

Plot 7-304. Upper Extended Band Edge Plot (Band 30 - 5.0MHz QPSK - Full RB Configuration)

© 2020 PCTEST
All rights reserved. Unless otherwise specified, no part of this report may be reproduced or utilized in any part, form or by any means, electronic or mechanical, including photocopying and microfilm, without permission in writing from PCTEST. If you have any questions about this international copyright or have an enquiry about obtaining additional rights to this report or assembly of contents thereof, please contact INFO@PCTEST.COM.

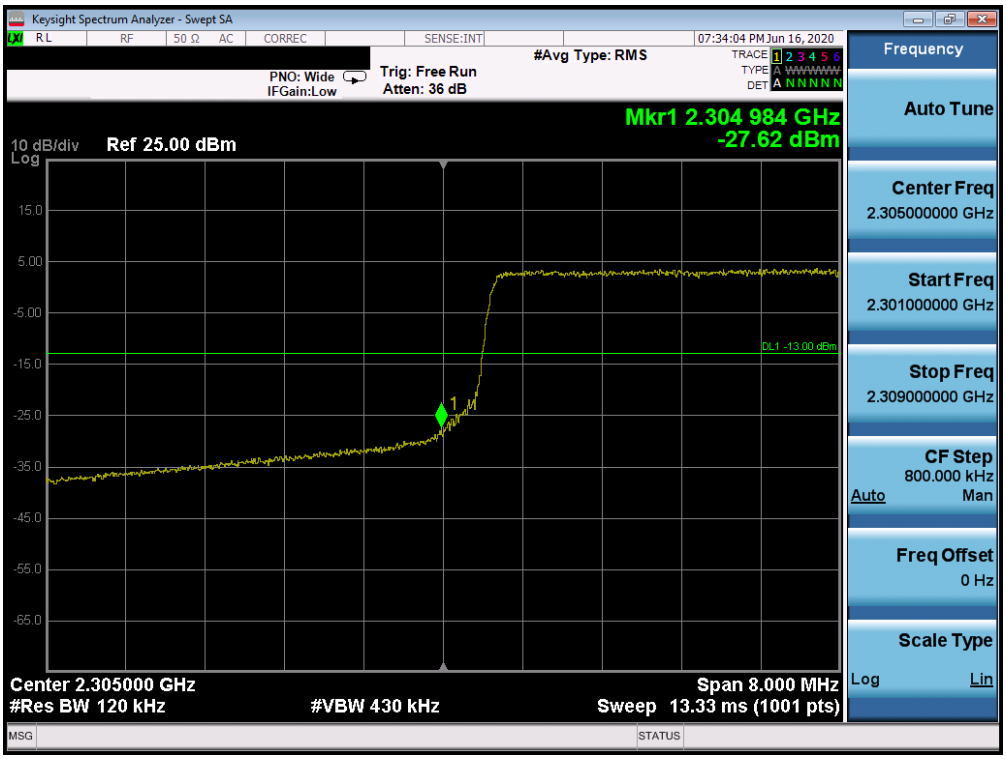

Plot 7-305. Lower Band Edge Plot (Band 30 - 10.0MHz QPSK - Full RB Configuration)

Plot 7-306. Lower Extended Band Edge Plot (Band 30 - 10.0MHz QPSK - Full RB Configuration)

© 2020 PCTEST
All rights reserved. Unless otherwise specified, no part of this report may be reproduced or utilized in any part, form or by any means, electronic or mechanical, including photocopying and microfilm, without permission in writing from PCTEST. If you have any questions about this international copyright or have an enquiry about obtaining additional rights to this report or assembly of contents thereof, please contact INFO@PCTEST.COM.

Plot 7-307. Upper Band Edge Plot (Band 30 - 10.0MHz QPSK - Full RB Configuration)

Plot 7-308. Upper Extended Band Edge Plot (Band 30 - 10.0MHz QPSK - Full RB Configuration)

© 2020 PCTEST
All rights reserved. Unless otherwise specified, no part of this report may be reproduced or utilized in any part, form or by any means, electronic or mechanical, including photocopying and microfilm, without permission in writing from PCTEST. If you have any questions about this international copyright or have an enquiry about obtaining additional rights to this report or assembly of contents thereof, please contact INFO@PCTEST.COM.

Band 7

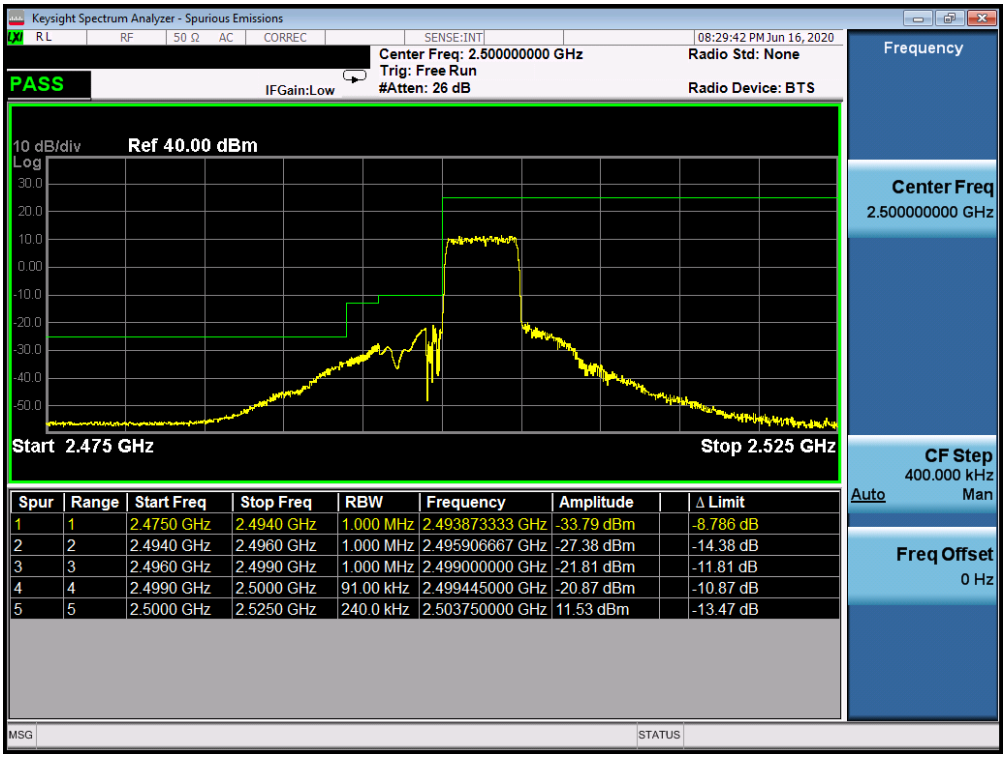

Spur	Range	Start Freq	Stop Freq	RBW	Frequency	Amplitude	Δ Limit
1	1	2.4750 GHz	2.4940 GHz	1.000 MHz	2.493873333 GHz	-33.79 dBm	-8.786 dB
2	2	2.4940 GHz	2.4960 GHz	1.000 MHz	2.495906667 GHz	-27.38 dBm	-14.38 dB
3	3	2.4960 GHz	2.4990 GHz	1.000 MHz	2.499000000 GHz	-21.81 dBm	-11.81 dB
4	4	2.4990 GHz	2.5000 GHz	91.00 kHz	2.499445000 GHz	-20.87 dBm	-10.87 dB
5	5	2.5000 GHz	2.5250 GHz	240.0 kHz	2.503750000 GHz	11.53 dBm	-13.47 dB

Plot 7-309. Lower ACP Plot (Band 7 - 5.0MHz QPSK - Full RB Configuration)

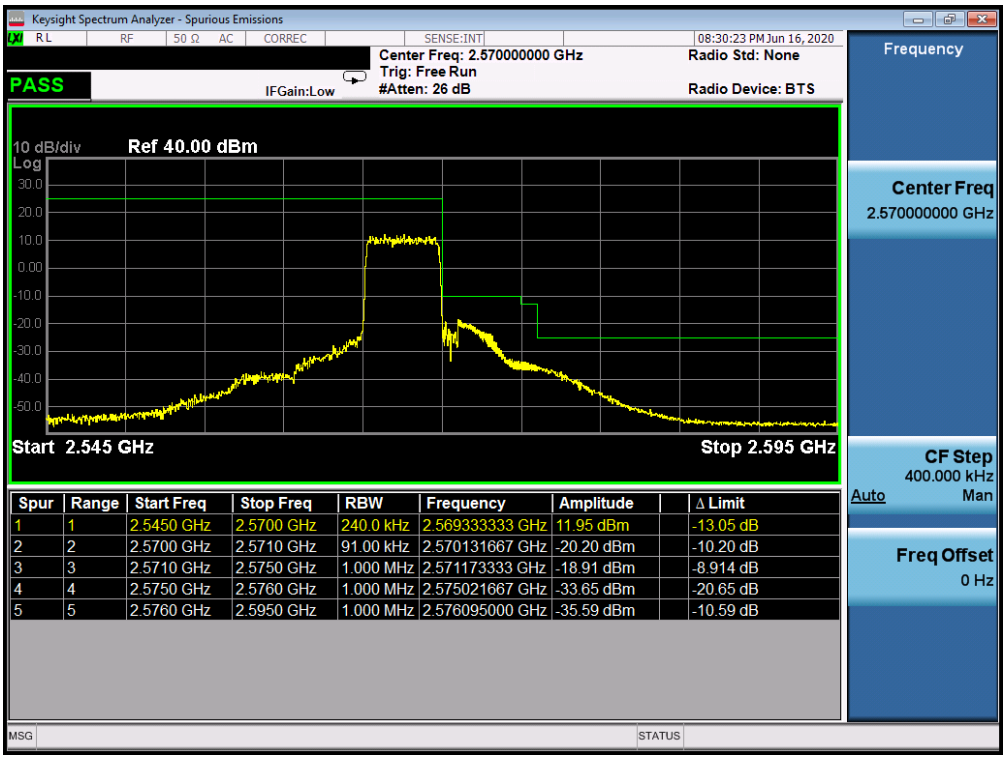

Spur	Range	Start Freq	Stop Freq	RBW	Frequency	Amplitude	Δ Limit
1	1	2.5450 GHz	2.5700 GHz	240.0 kHz	2.569333333 GHz	11.95 dBm	-13.05 dB
2	2	2.5700 GHz	2.5710 GHz	91.00 kHz	2.570131667 GHz	-20.20 dBm	-10.20 dB
3	3	2.5710 GHz	2.5750 GHz	1.000 MHz	2.571173333 GHz	-18.91 dBm	-8.914 dB
4	4	2.5750 GHz	2.5760 GHz	1.000 MHz	2.575021667 GHz	-33.65 dBm	-20.65 dB
5	5	2.5760 GHz	2.5950 GHz	1.000 MHz	2.576095000 GHz	-35.59 dBm	-10.59 dB

Plot 7-310. Upper ACP Plot (Band 7 - 5.0MHz QPSK - Full RB Configuration)

© 2020 PCTEST V 10.1 02/01/2020
All rights reserved. Unless otherwise specified, no part of this report may be reproduced or utilized in any part, form or by any means, electronic or mechanical, including photocopying and microfilm, without permission in writing from PCTEST. If you have any questions about this international copyright or have an enquiry about obtaining additional rights to this report or assembly of contents thereof, please contact INFO@PCTEST.COM.

Spur	Range	Start Freq	Stop Freq	RBW	Frequency	Amplitude	Δ Limit
1	1	2.4750 GHz	2.4905 GHz	1.000 MHz	2.490500000 GHz	-38.69 dBm	-13.69 dB
2	2	2.4905 GHz	2.4960 GHz	1.000 MHz	2.495935833 GHz	-27.66 dBm	-14.66 dB
3	3	2.4960 GHz	2.4990 GHz	1.000 MHz	2.498930000 GHz	-21.04 dBm	-11.04 dB
4	4	2.4990 GHz	2.5000 GHz	180.0 kHz	2.499523333 GHz	-22.35 dBm	-12.35 dB
5	5	2.5000 GHz	2.5250 GHz	240.0 kHz	2.509041667 GHz	10.01 dBm	-14.99 dB

Plot 7-311. Lower ACP Plot (Band 7 - 10.0MHz QPSK - Full RB Configuration)

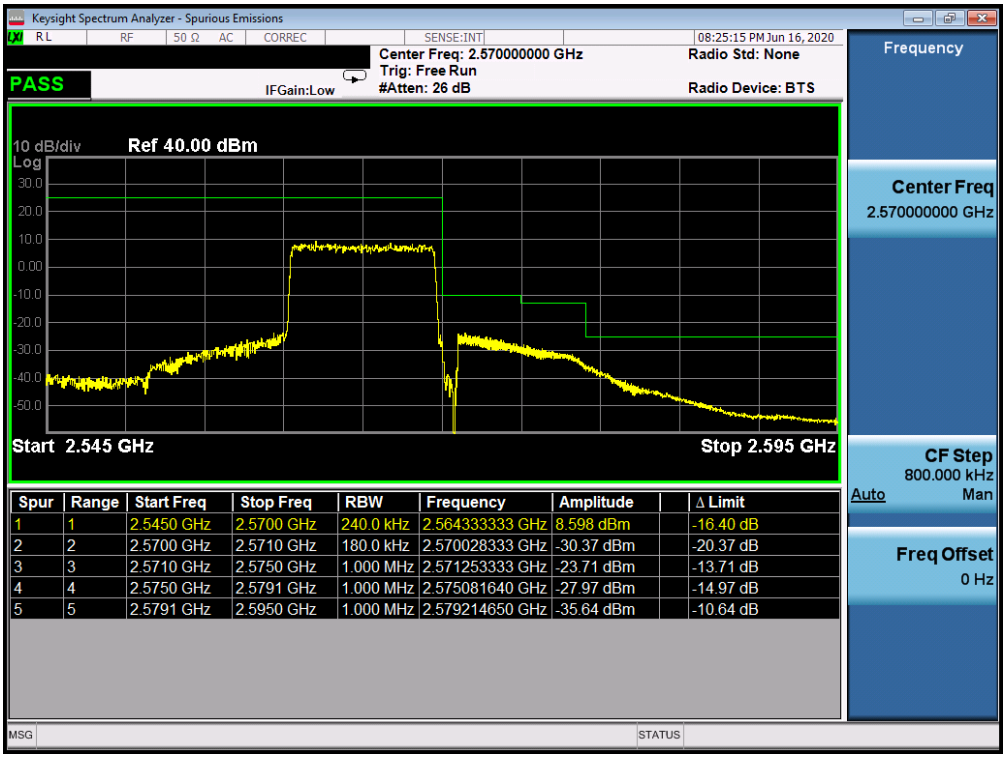

Spur	Range	Start Freq	Stop Freq	RBW	Frequency	Amplitude	Δ Limit
1	1	2.5450 GHz	2.5700 GHz	240.0 kHz	2.564333333 GHz	8.598 dBm	-16.40 dB
2	2	2.5700 GHz	2.5710 GHz	180.0 kHz	2.570028333 GHz	-30.37 dBm	-20.37 dB
3	3	2.5710 GHz	2.5750 GHz	1.000 MHz	2.571253333 GHz	-23.71 dBm	-13.71 dB
4	4	2.5750 GHz	2.5791 GHz	1.000 MHz	2.575081640 GHz	-27.97 dBm	-14.97 dB
5	5	2.5791 GHz	2.5950 GHz	1.000 MHz	2.579214650 GHz	-35.64 dBm	-10.64 dB

Plot 7-312. Upper ACP Plot (Band 7 - 10.0MHz QPSK - Full RB Configuration)

© 2020 PCTEST
All rights reserved. Unless otherwise specified, no part of this report may be reproduced or utilized in any part, form or by any means, electronic or mechanical, including photocopying and microfilm, without permission in writing from PCTEST. If you have any questions about this international copyright or have an enquiry about obtaining additional rights to this report or assembly of contents thereof, please contact INFO@PCTEST.COM.

Spur	Range	Start Freq	Stop Freq	RBW	Frequency	Amplitude	Δ Limit
1	1	2.4750 GHz	2.4905 GHz	1.000 MHz	2.490448333 GHz	-34.82 dBm	-9.821 dB
2	2	2.4905 GHz	2.4960 GHz	1.000 MHz	2.495954167 GHz	-28.91 dBm	-15.91 dB
3	3	2.4960 GHz	2.4990 GHz	1.000 MHz	2.497530000 GHz	-14.64 dBm	-4.642 dB
4	4	2.4990 GHz	2.5000 GHz	270.0 kHz	2.499183333 GHz	-21.49 dBm	-11.49 dB
5	5	2.5000 GHz	2.5250 GHz	240.0 kHz	2.513750000 GHz	7.255 dBm	-17.75 dB

Plot 7-313. Lower ACP Plot (Band 7 - 15.0MHz QPSK - Full RB Configuration)

Spur	Range	Start Freq	Stop Freq	RBW	Frequency	Amplitude	Δ Limit
1	1	2.5450 GHz	2.5700 GHz	240.0 kHz	2.559208333 GHz	7.191 dBm	-17.81 dB
2	2	2.5700 GHz	2.5710 GHz	270.0 kHz	2.570373333 GHz	-25.16 dBm	-15.16 dB
3	3	2.5710 GHz	2.5750 GHz	1.000 MHz	2.571073333 GHz	-25.02 dBm	-15.02 dB
4	4	2.5750 GHz	2.5836 GHz	1.000 MHz	2.577791337 GHz	-30.35 dBm	-17.35 dB
5	5	2.5836 GHz	2.5950 GHz	1.000 MHz	2.583803505 GHz	-38.92 dBm	-13.92 dB

Plot 7-314. Upper ACP Plot (Band 7 - 15.0MHz QPSK - Full RB Configuration)

© 2020 PCTEST
All rights reserved. Unless otherwise specified, no part of this report may be reproduced or utilized in any part, form or by any means, electronic or mechanical, including photocopying and microfilm, without permission in writing from PCTEST. If you have any questions about this international copyright or have an enquiry about obtaining additional rights to this report or assembly of contents thereof, please contact INFO@PCTEST.COM.

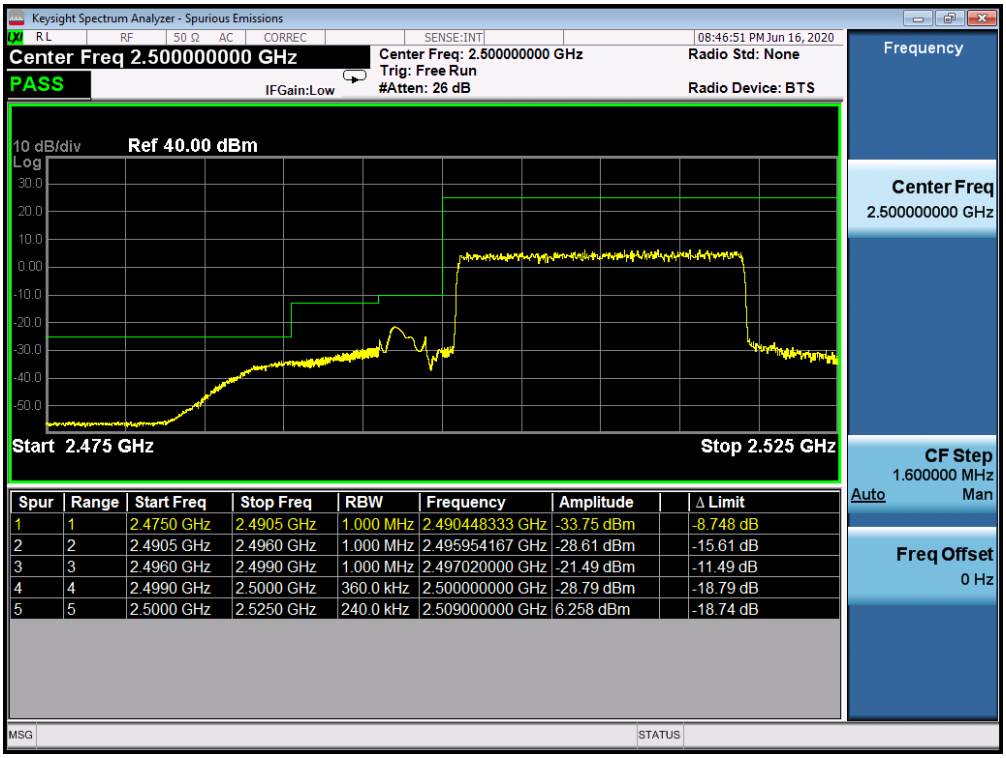

Spur	Range	Start Freq	Stop Freq	RBW	Frequency	Amplitude	Δ Limit
1	1	2.4750 GHz	2.4905 GHz	1.000 MHz	2.490448333 GHz	-33.75 dBm	-8.748 dB
2	2	2.4905 GHz	2.4960 GHz	1.000 MHz	2.495954167 GHz	-28.61 dBm	-15.61 dB
3	3	2.4960 GHz	2.4990 GHz	1.000 MHz	2.497020000 GHz	-21.49 dBm	-11.49 dB
4	4	2.4990 GHz	2.5000 GHz	360.0 kHz	2.500000000 GHz	-28.79 dBm	-18.79 dB
5	5	2.5000 GHz	2.5250 GHz	240.0 kHz	2.509000000 GHz	6.258 dBm	-18.74 dB

Plot 7-315. Lower ACP Plot (Band 7 - 20.0MHz QPSK - Full RB Configuration)

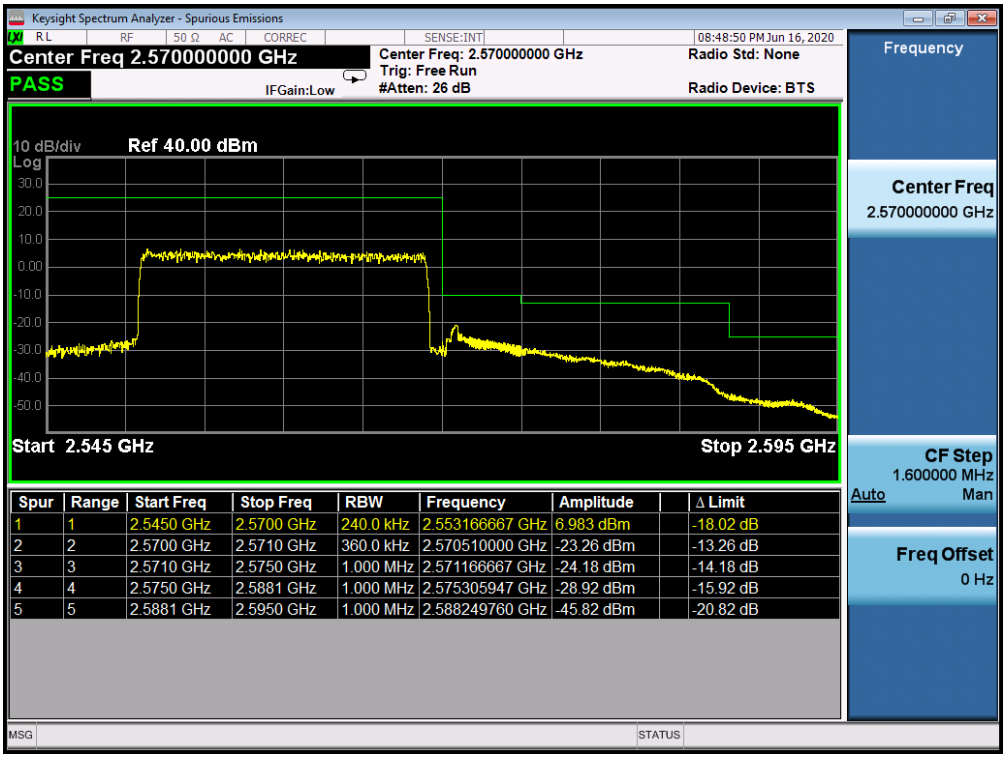

Spur	Range	Start Freq	Stop Freq	RBW	Frequency	Amplitude	Δ Limit
1	1	2.5450 GHz	2.5700 GHz	240.0 kHz	2.553166667 GHz	6.983 dBm	-18.02 dB
2	2	2.5700 GHz	2.5710 GHz	360.0 kHz	2.570510000 GHz	-23.26 dBm	-13.26 dB
3	3	2.5710 GHz	2.5750 GHz	1.000 MHz	2.571166667 GHz	-24.18 dBm	-14.18 dB
4	4	2.5750 GHz	2.5881 GHz	1.000 MHz	2.575305947 GHz	-28.92 dBm	-15.92 dB
5	5	2.5881 GHz	2.5950 GHz	1.000 MHz	2.588249760 GHz	-45.82 dBm	-20.82 dB

Plot 7-316. Upper ACP Plot (Band 7 - 20.0MHz QPSK - Full RB Configuration)

© 2020 PCTEST
All rights reserved. Unless otherwise specified, no part of this report may be reproduced or utilized in any part, form or by any means, electronic or mechanical, including photocopying and microfilm, without permission in writing from PCTEST. If you have any questions about this international copyright or have an enquiry about obtaining additional rights to this report or assembly of contents thereof, please contact INFO@PCTEST.COM.

Band 41

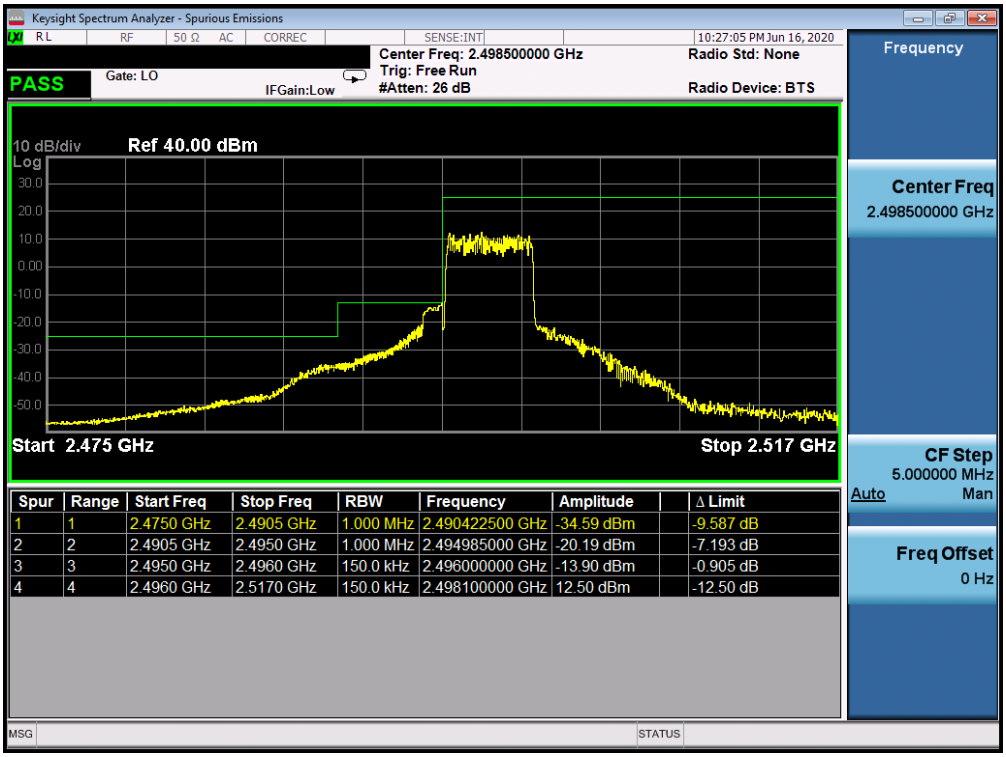

Spur	Range	Start Freq	Stop Freq	RBW	Frequency	Amplitude	Δ Limit
1	1	2.4750 GHz	2.4905 GHz	1.000 MHz	2.490422500 GHz	-34.59 dBm	-9.587 dB
2	2	2.4905 GHz	2.4950 GHz	1.000 MHz	2.494985000 GHz	-20.19 dBm	-7.193 dB
3	3	2.4950 GHz	2.4960 GHz	150.0 kHz	2.496000000 GHz	-13.90 dBm	-0.905 dB
4	4	2.4960 GHz	2.5170 GHz	150.0 kHz	2.498100000 GHz	12.50 dBm	-12.50 dB

Plot 7-346. Lower ACP Plot (Band 41 - 5.0MHz QPSK - Full RB Configuration)

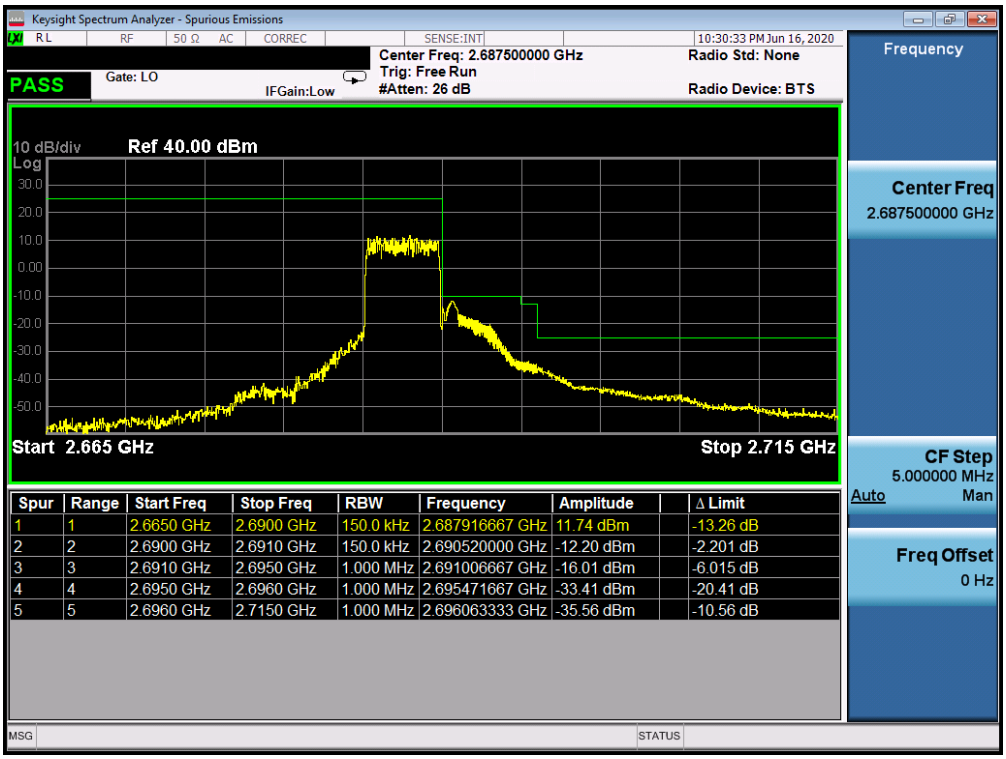

Spur	Range	Start Freq	Stop Freq	RBW	Frequency	Amplitude	Δ Limit
1	1	2.6650 GHz	2.6900 GHz	150.0 kHz	2.687916667 GHz	11.74 dBm	-13.26 dB
2	2	2.6900 GHz	2.6910 GHz	150.0 kHz	2.690520000 GHz	-12.20 dBm	-2.201 dB
3	3	2.6910 GHz	2.6950 GHz	1.000 MHz	2.691006667 GHz	-16.01 dBm	-6.015 dB
4	4	2.6950 GHz	2.6960 GHz	1.000 MHz	2.695471667 GHz	-33.41 dBm	-20.41 dB
5	5	2.6960 GHz	2.7150 GHz	1.000 MHz	2.696063333 GHz	-35.56 dBm	-10.56 dB

Plot 7-347. Upper ACP Plot (Band 41 - 5.0MHz QPSK - Full RB Configuration)

© 2020 PCTEST V 10.1 02/01/2020
All rights reserved. Unless otherwise specified, no part of this report may be reproduced or utilized in any part, form or by any means, electronic or mechanical, including photocopying and microfilm, without permission in writing from PCTEST. If you have any questions about this international copyright or have an enquiry about obtaining additional rights to this report or assembly of contents thereof, please contact INFO@PCTEST.COM.

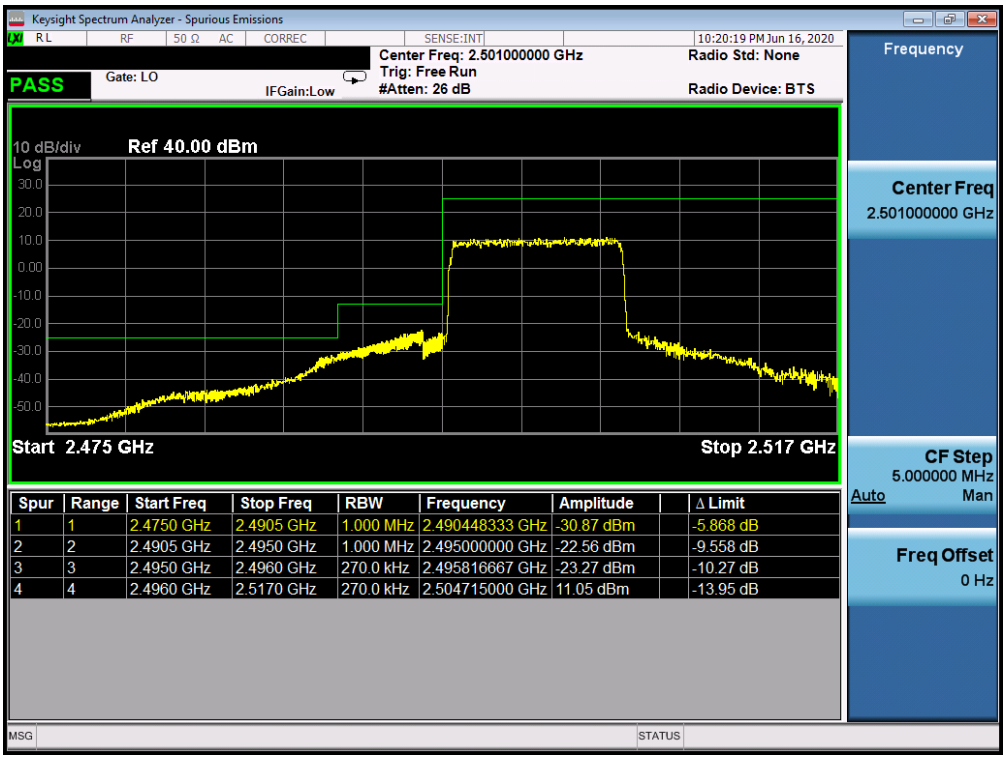

Spur	Range	Start Freq	Stop Freq	RBW	Frequency	Amplitude	Δ Limit
1	1	2.4750 GHz	2.4905 GHz	1.000 MHz	2.490448333 GHz	-30.87 dBm	-5.868 dB
2	2	2.4905 GHz	2.4950 GHz	1.000 MHz	2.495000000 GHz	-22.56 dBm	-9.558 dB
3	3	2.4950 GHz	2.4960 GHz	270.0 kHz	2.495816667 GHz	-23.27 dBm	-10.27 dB
4	4	2.4960 GHz	2.5170 GHz	270.0 kHz	2.504715000 GHz	11.05 dBm	-13.95 dB

Plot 7-348. Lower ACP Plot (Band 41 - 10.0MHz QPSK - Full RB Configuration)

Spur	Range	Start Freq	Stop Freq	RBW	Frequency	Amplitude	Δ Limit
1	1	2.6650 GHz	2.6900 GHz	270.0 kHz	2.684708333 GHz	10.88 dBm	-14.12 dB
2	2	2.6900 GHz	2.6910 GHz	270.0 kHz	2.690156667 GHz	-22.01 dBm	-12.01 dB
3	3	2.6910 GHz	2.6950 GHz	1.000 MHz	2.691053333 GHz	-19.26 dBm	-9.255 dB
4	4	2.6950 GHz	2.7042 GHz	1.000 MHz	2.695827280 GHz	-26.75 dBm	-13.75 dB
5	5	2.7042 GHz	2.7150 GHz	1.000 MHz	2.705326840 GHz	-38.28 dBm	-13.28 dB

Plot 7-349. Upper ACP Plot (Band 41 - 10.0MHz QPSK - Full RB Configuration)

© 2020 PCTEST
All rights reserved. Unless otherwise specified, no part of this report may be reproduced or utilized in any part, form or by any means, electronic or mechanical, including photocopying and microfilm, without permission in writing from PCTEST. If you have any questions about this international copyright or have an enquiry about obtaining additional rights to this report or assembly of contents thereof, please contact INFO@PCTEST.COM.

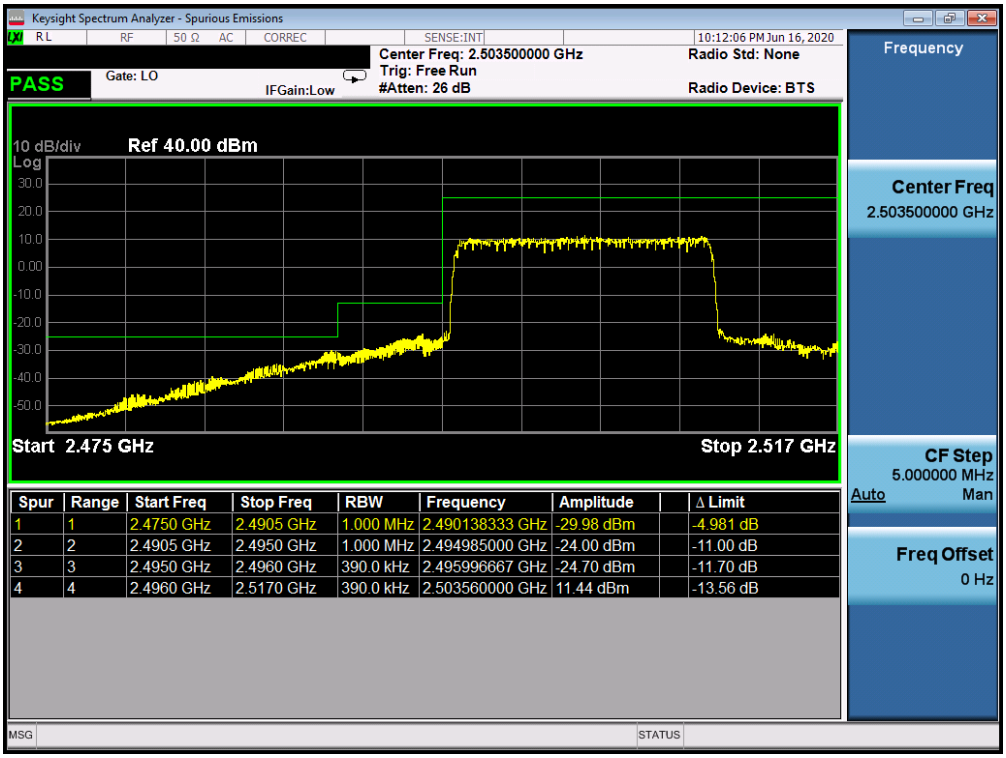

Spur	Range	Start Freq	Stop Freq	RBW	Frequency	Amplitude	Δ Limit
1	1	2.4750 GHz	2.4905 GHz	1.000 MHz	2.490138333 GHz	-29.98 dBm	-4.981 dB
2	2	2.4905 GHz	2.4950 GHz	1.000 MHz	2.494985000 GHz	-24.00 dBm	-11.00 dB
3	3	2.4950 GHz	2.4960 GHz	390.0 kHz	2.495996667 GHz	-24.70 dBm	-11.70 dB
4	4	2.4960 GHz	2.5170 GHz	390.0 kHz	2.503560000 GHz	11.44 dBm	-13.56 dB

Plot 7-350. Lower ACP Plot (Band 41 - 15.0MHz QPSK - Full RB Configuration)

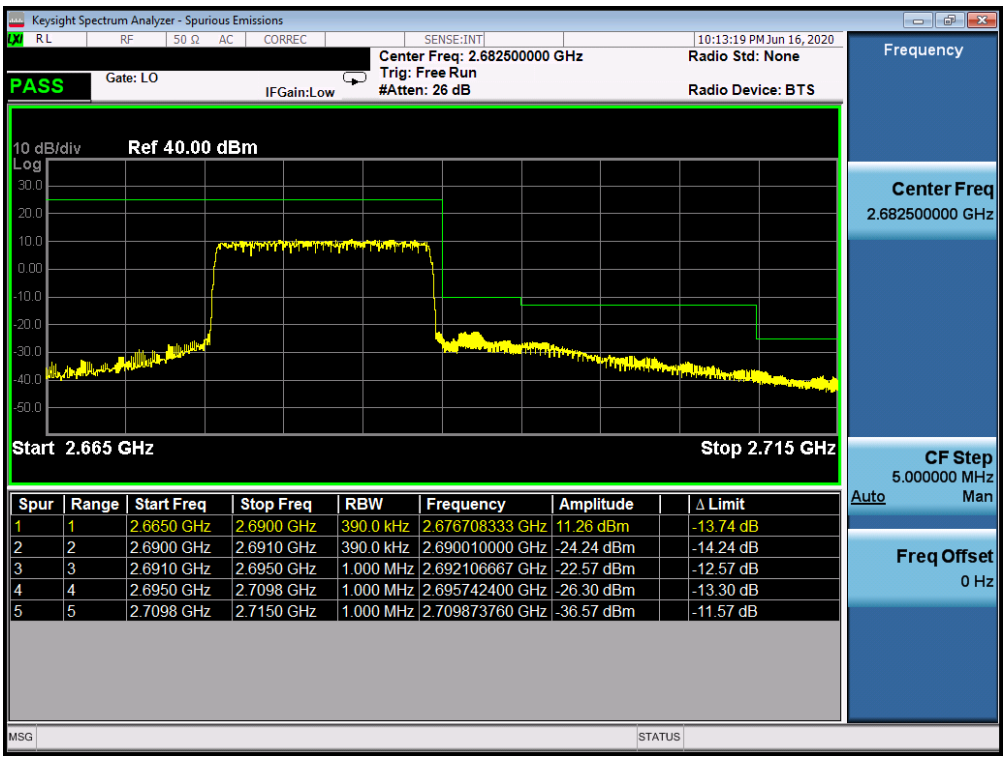

Spur	Range	Start Freq	Stop Freq	RBW	Frequency	Amplitude	Δ Limit
1	1	2.6650 GHz	2.6900 GHz	390.0 kHz	2.676708333 GHz	11.26 dBm	-13.74 dB
2	2	2.6900 GHz	2.6910 GHz	390.0 kHz	2.690010000 GHz	-24.24 dBm	-14.24 dB
3	3	2.6910 GHz	2.6950 GHz	1.000 MHz	2.692106667 GHz	-22.57 dBm	-12.57 dB
4	4	2.6950 GHz	2.7098 GHz	1.000 MHz	2.695742400 GHz	-26.30 dBm	-13.30 dB
5	5	2.7098 GHz	2.7150 GHz	1.000 MHz	2.709873760 GHz	-36.57 dBm	-11.57 dB

Plot 7-351. Upper ACP Plot (Band 41 - 15.0MHz QPSK - Full RB Configuration)

© 2020 PCTEST
All rights reserved. Unless otherwise specified, no part of this report may be reproduced or utilized in any part, form or by any means, electronic or mechanical, including photocopying and microfilm, without permission in writing from PCTEST. If you have any questions about this international copyright or have an enquiry about obtaining additional rights to this report or assembly of contents thereof, please contact INFO@PCTEST.COM.

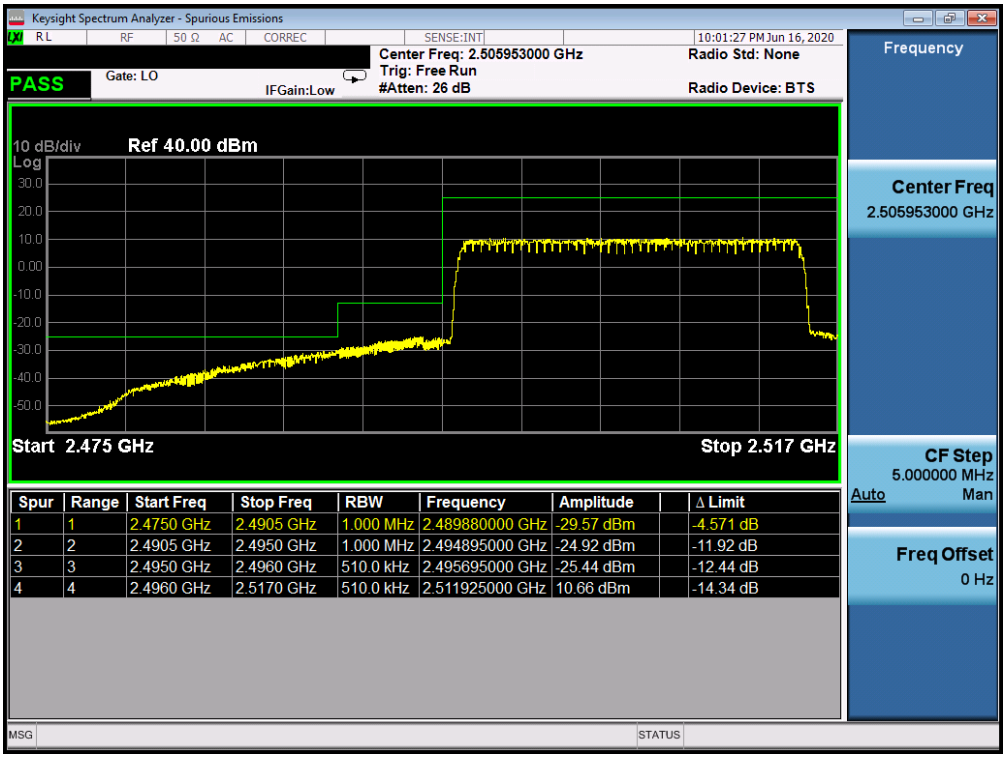

Spur	Range	Start Freq	Stop Freq	RBW	Frequency	Amplitude	Δ Limit
1	1	2.4750 GHz	2.4905 GHz	1.000 MHz	2.489880000 GHz	-29.57 dBm	-4.571 dB
2	2	2.4905 GHz	2.4950 GHz	1.000 MHz	2.494895000 GHz	-24.92 dBm	-11.92 dB
3	3	2.4950 GHz	2.4960 GHz	510.0 kHz	2.495695000 GHz	-25.44 dBm	-12.44 dB
4	4	2.4960 GHz	2.5170 GHz	510.0 kHz	2.511925000 GHz	10.66 dBm	-14.34 dB

Plot 7-352. Lower ACP Plot (Band 41 - 20.0MHz QPSK - Full RB Configuration)

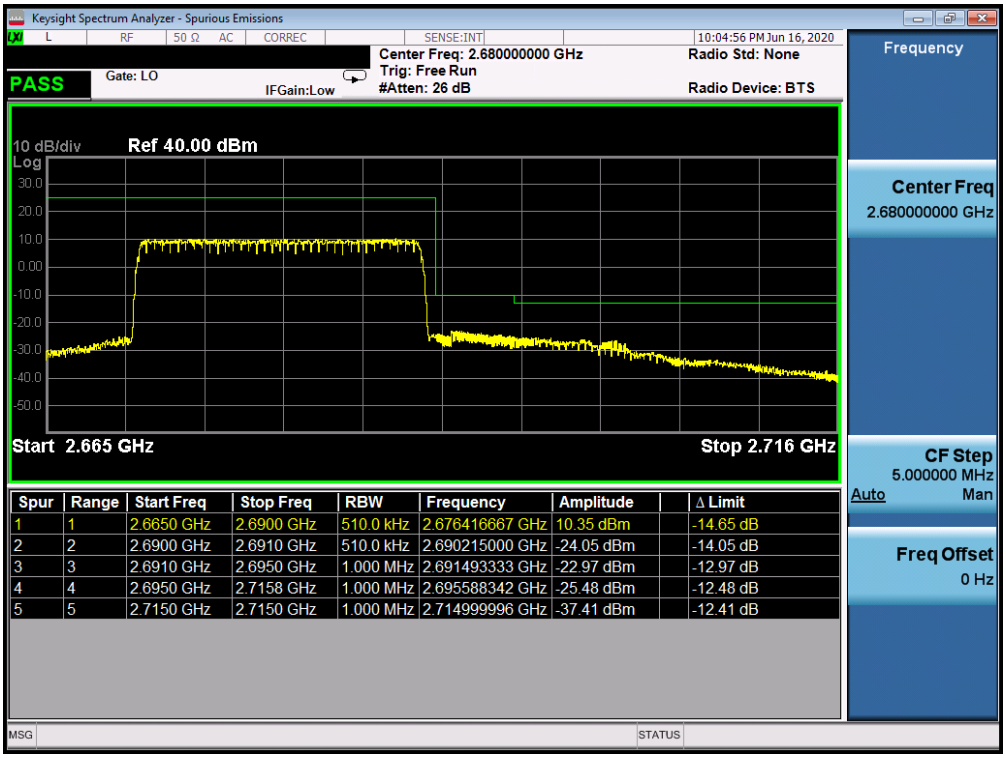

Spur	Range	Start Freq	Stop Freq	RBW	Frequency	Amplitude	Δ Limit
1	1	2.6650 GHz	2.6900 GHz	510.0 kHz	2.676416667 GHz	10.35 dBm	-14.65 dB
2	2	2.6900 GHz	2.6910 GHz	510.0 kHz	2.690215000 GHz	-24.05 dBm	-14.05 dB
3	3	2.6910 GHz	2.6950 GHz	1.000 MHz	2.691493333 GHz	-22.97 dBm	-12.97 dB
4	4	2.6950 GHz	2.7158 GHz	1.000 MHz	2.695588342 GHz	-25.48 dBm	-12.48 dB
5	5	2.7150 GHz	2.7150 GHz	1.000 MHz	2.714999996 GHz	-37.41 dBm	-12.41 dB

Plot 7-353. Upper ACP Plot (Band 41 - 20.0MHz QPSK - Full RB Configuration)

© 2020 PCTEST V 10.1 02/01/2020
All rights reserved. Unless otherwise specified, no part of this report may be reproduced or utilized in any part, form or by any means, electronic or mechanical, including photocopying and microfilm, without permission in writing from PCTEST. If you have any questions about this international copyright or have an enquiry about obtaining additional rights to this report or assembly of contents thereof, please contact INFO@PCTEST.COM.

7.5 Peak-Average Ratio

Test Overview

A peak to average ratio measurement is performed at the conducted port of the EUT. The spectrum analyzers Complementary Cumulative Distribution Function (CCDF) measurement profile is used to determine the largest deviation between the average and the peak power of the EUT in a given bandwidth. The CCDF curve shows how much time the peak waveform spends at or above a given average power level. The percent of time the signal spends at or above the level defines the probability for that particular power level.

Test Procedure Used

KDB 971168 D01 v03r01 – Section 5.7.1

Test Settings

1. The signal analyzer's CCDF measurement profile is enabled
2. Frequency = carrier center frequency
3. Measurement BW ≥ OBW or specified reference bandwidth
4. The signal analyzer was set to collect one million samples to generate the CCDF curve
5. The measurement interval was set depending on the type of signal analyzed. For continuous signals (>98% duty cycle), the measurement interval was set to 1ms. For burst transmissions, the spectrum analyzer is set to use an internal "RF Burst" trigger that is synced with an incoming pulse and the measurement interval is set to less than the duration of the "on time" of one burst to ensure that energy is only captured during a time in which the transmitter is operating at maximum power

Test Setup

The EUT and measurement equipment were set up as shown in the diagram below.



Figure 7-4. Test Instrument & Measurement Setup

Test Notes

All ports were tested and only the worst case data were reported.

© 2020 PCTEST V 10.1 02/01/2020

All rights reserved. Unless otherwise specified, no part of this report may be reproduced or utilized in any part, form or by any means, electronic or mechanical, including photocopying and microfilm, without permission in writing from PCTEST. If you have any questions about this international copyright or have an enquiry about obtaining additional rights to this report or assembly of contents thereof, please contact INFO@PCTEST.COM.

LTE	BW (MHz)	Modulation	Average Power [dBm]	PAR at 0.1% [dB]	Limit [dB]	Margin [dB]
Band 4	1.4	QPSK	25.41	5.73	13	-7.27
Band 4	1.4	16QAM	24.47	6.52	13	-6.48
Band 4	1.4	64QAM	23.43	6.59	13	-6.41
Band 4	3	QPSK	25.45	5.68	13	-7.32
Band 4	3	16QAM	24.47	6.48	13	-6.52
Band 4	3	64QAM	23.42	6.56	13	-6.44
Band 4	5	QPSK	25.44	5.73	13	-7.27
Band 4	5	16QAM	24.43	6.43	13	-6.57
Band 4	5	64QAM	23.39	6.53	13	-6.47
Band 4	10	QPSK	25.44	5.78	13	-7.22
Band 4	10	16QAM	24.43	6.41	13	-6.59
Band 4	10	64QAM	23.46	6.54	13	-6.46
Band 4	15	QPSK	25.45	6.00	13	-7
Band 4	15	16QAM	24.46	6.41	13	-6.59
Band 4	15	64QAM	23.48	6.50	13	-6.5
Band 4	20	QPSK	25.45	5.64	13	-7.36
Band 4	20	16QAM	24.52	6.31	13	-6.69
Band 4	20	64QAM	23.6	6.49	13	-6.51
Band 66	1.4	QPSK	24.92	6	13	-7
Band 66	1.4	16QAM	24.23	6.81	13	-6.19
Band 66	1.4	64QAM	23.18	6.93	13	-6.07
Band 66	3	QPSK	24.91	5.91	13	-7.09
Band 66	3	16QAM	24.17	6.74	13	-6.26
Band 66	3	64QAM	23.15	6.81	13	-6.19
Band 66	5	QPSK	24.90	5.92	13	-7.08
Band 66	5	16QAM	24.14	6.65	13	-6.35
Band 66	5	64QAM	23.14	6.76	13	-6.24
Band 66	10	QPSK	24.85	5.88	13	-7.12
Band 66	10	16QAM	24.08	6.57	13	-6.43
Band 66	10	64QAM	23.06	6.73	13	-6.27
Band 66	15	QPSK	24.87	6.24	13	-6.76
Band 66	15	16QAM	24.08	6.57	13	-6.43
Band 66	15	64QAM	23.61	6.73	13	-6.27
Band 66	20	QPSK	24.91	5.79	13	-7.21
Band 66	20	16QAM	24.12	6.49	13	-6.51
Band 66	20	64QAM	23.11	6.64	13	-6.36
Band 2	1.4	QPSK	24.93	5.2	13	-7.8
Band 2	1.4	16QAM	24.19	5.93	13	-7.07
Band 2	1.4	64QAM	23.31	6.49	13	-6.51
Band 2	3	QPSK	25.2	5.5	13	-7.5
Band 2	3	16QAM	24.26	6.25	13	-6.75
Band 2	3	64QAM	23.25	6.59	13	-6.41
Band 2	5	QPSK	25.2	5.48	13	-7.52
Band 2	5	16QAM	24.27	6.21	13	-6.79
Band 2	5	64QAM	23.24	6.55	13	-6.45
Band 2	10	QPSK	25.23	5.53	13	-7.47
Band 2	10	16QAM	24.29	6.26	13	-6.74
Band 2	10	64QAM	23.32	6.60	13	-6.4
Band 2	15	QPSK	25.26	5.51	13	-7.49
Band 2	15	16QAM	24.31	6.26	13	-6.74
Band 2	15	64QAM	23.28	6.61	13	-6.39
Band 2	20	QPSK	25.33	5.49	13	-7.51
Band 2	20	16QAM	24.36	6.29	13	-6.71
Band 2	20	64QAM	23.35	6.63	13	-6.37
Band 25	1.4	QPSK	24.59	5.51	13	-7.49
Band 25	1.4	16QAM	23.80	6.30	13	-6.7
Band 25	1.4	64QAM	22.74	6.62	13	-6.38
Band 25	3	QPSK	24.55	5.53	13	-7.47
Band 25	3	16QAM	23.73	6.37	13	-6.63
Band 25	3	64QAM	22.71	6.61	13	-6.39
Band 25	5	QPSK	24.55	5.58	13	-7.42
Band 25	5	16QAM	23.72	6.30	13	-6.7
Band 25	5	64QAM	22.69	6.56	13	-6.44
Band 25	10	QPSK	24.51	5.69	13	-7.31
Band 25	10	16QAM	23.73	6.35	13	-6.65
Band 25	10	64QAM	22.71	6.63	13	-6.37
Band 25	15	QPSK	24.68	5.71	13	-7.29
Band 25	15	16QAM	23.71	6.39	13	-6.61
Band 25	15	64QAM	22.73	6.65	13	-6.35
Band 25	20	QPSK	24.76	5.60	13	-7.4
Band 25	20	16QAM	23.80	6.37	13	-6.63
Band 25	20	64QAM	22.78	6.63	13	-6.37

Table 7-6. PAR Table

© 2020 PCTEST V 10.1 02/01/2020

All rights reserved. Unless otherwise specified, no part of this report may be reproduced or utilized in any part, form or by any means, electronic or mechanical, including photocopying and microfilm, without permission in writing from PCTEST. If you have any questions about this international copyright or have an enquiry about obtaining additional rights to this report or assembly of contents thereof, please contact INFO@PCTEST.COM.

Band 4

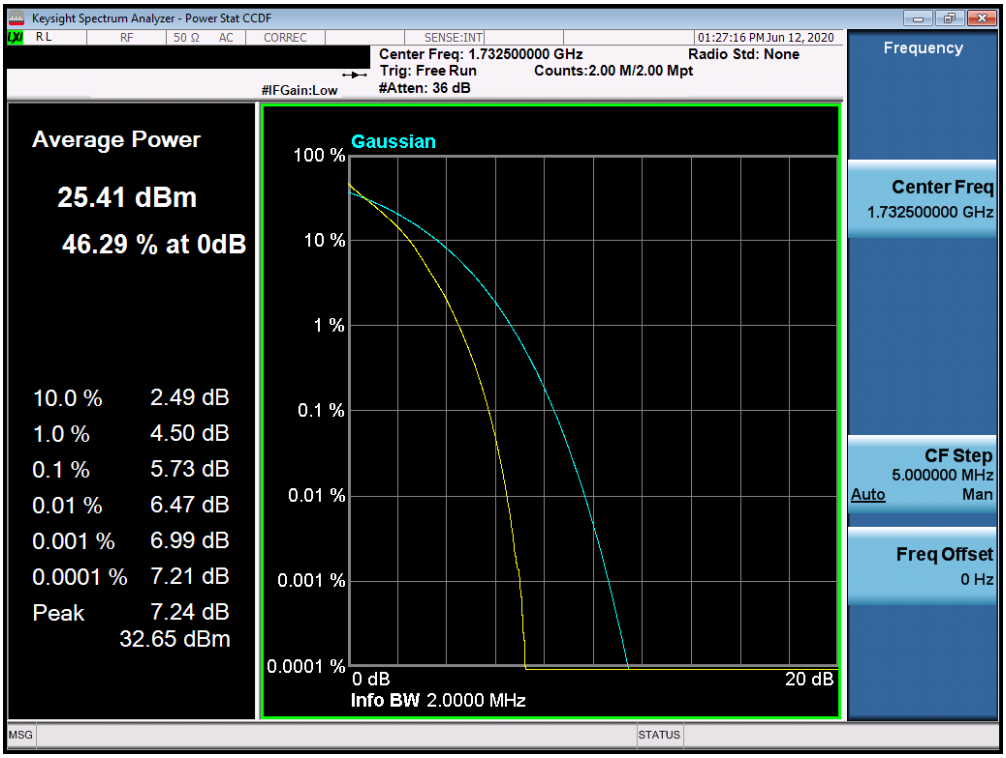

Plot 7-317. PAR Plot (Band 4 - 1.4MHz QPSK - Full RB Configuration)

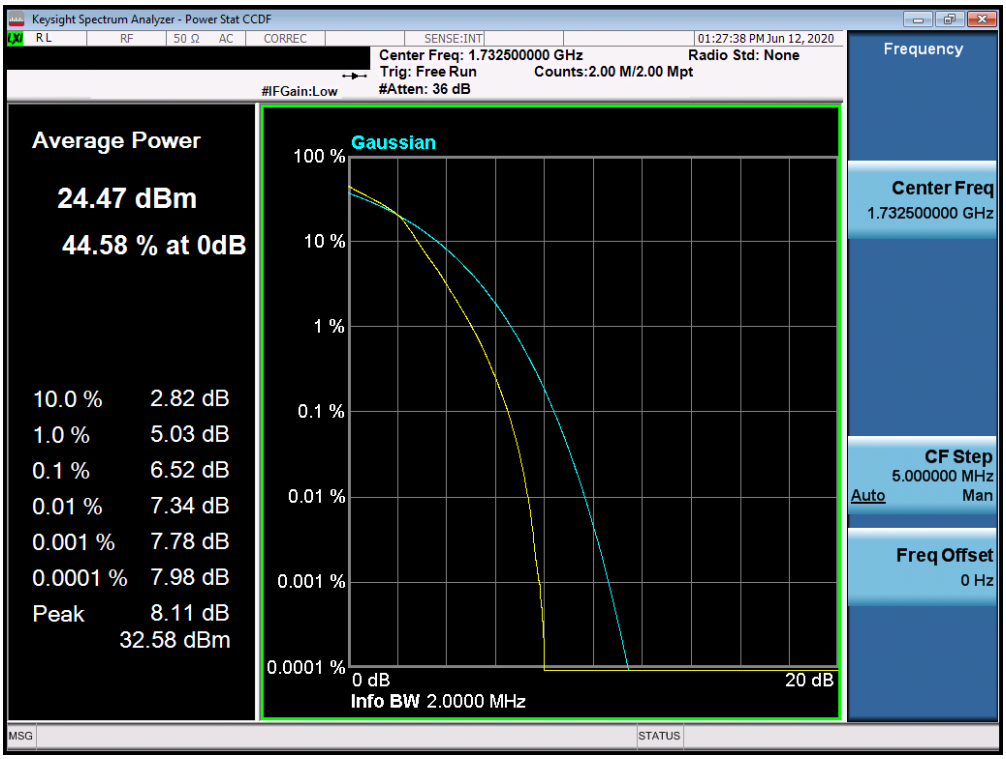

Plot 7-318. PAR Plot (Band 4 - 1.4MHz 16-QAM - Full RB Configuration)

© 2020 PCTEST
All rights reserved. Unless otherwise specified, no part of this report may be reproduced or utilized in any part, form or by any means, electronic or mechanical, including photocopying and microfilm, without permission in writing from PCTEST. If you have any questions about this international copyright or have an enquiry about obtaining additional rights to this report or assembly of contents thereof, please contact INFO@PCTEST.COM.

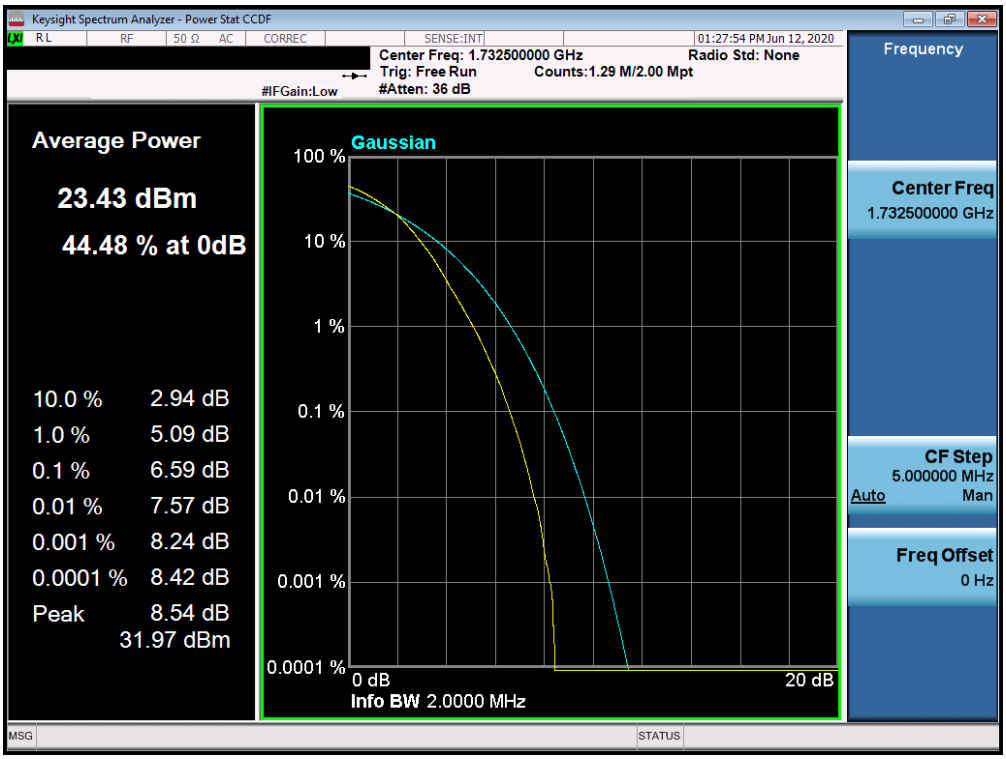

Plot 7-319. PAR Plot (Band 4 - 1.4MHz 64-QAM - Full RB Configuration)

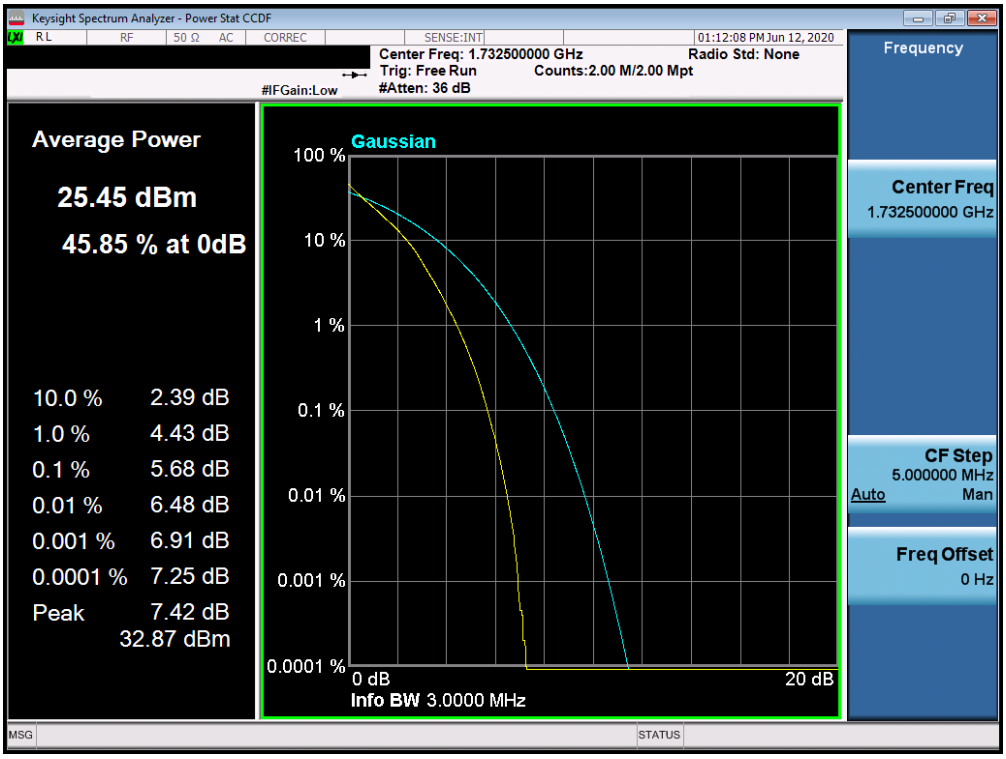

Plot 7-320. PAR Plot (Band 4 - 3.0MHz QPSK - Full RB Configuration)

© 2020 PCTEST
All rights reserved. Unless otherwise specified, no part of this report may be reproduced or utilized in any part, form or by any means, electronic or mechanical, including photocopying and microfilm, without permission in writing from PCTEST. If you have any questions about this international copyright or have an enquiry about obtaining additional rights to this report or assembly of contents thereof, please contact INFO@PCTEST.COM.

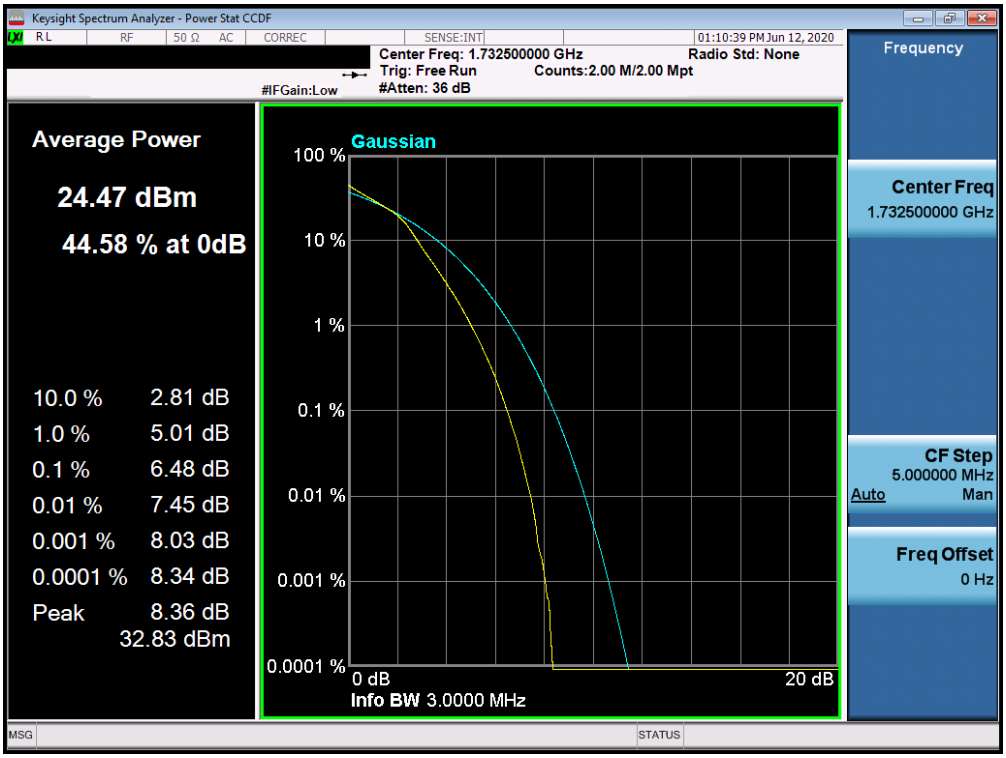

Plot 7-321. PAR Plot (Band 4 - 3.0MHz 16-QAM - Full RB Configuration)

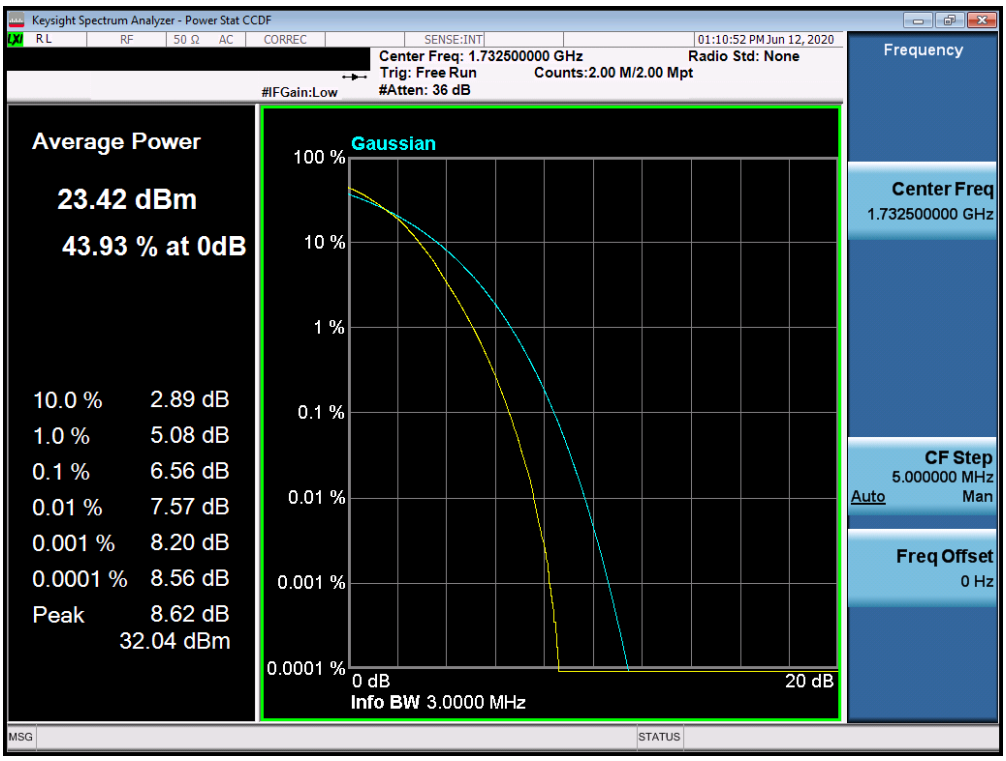

Plot 7-322. PAR Plot (Band 4 - 3.0MHz 64-QAM - Full RB Configuration)

© 2020 PCTEST
All rights reserved. Unless otherwise specified, no part of this report may be reproduced or utilized in any part, form or by any means, electronic or mechanical, including photocopying and microfilm, without permission in writing from PCTEST. If you have any questions about this international copyright or have an enquiry about obtaining additional rights to this report or assembly of contents thereof, please contact INFO@PCTEST.COM.

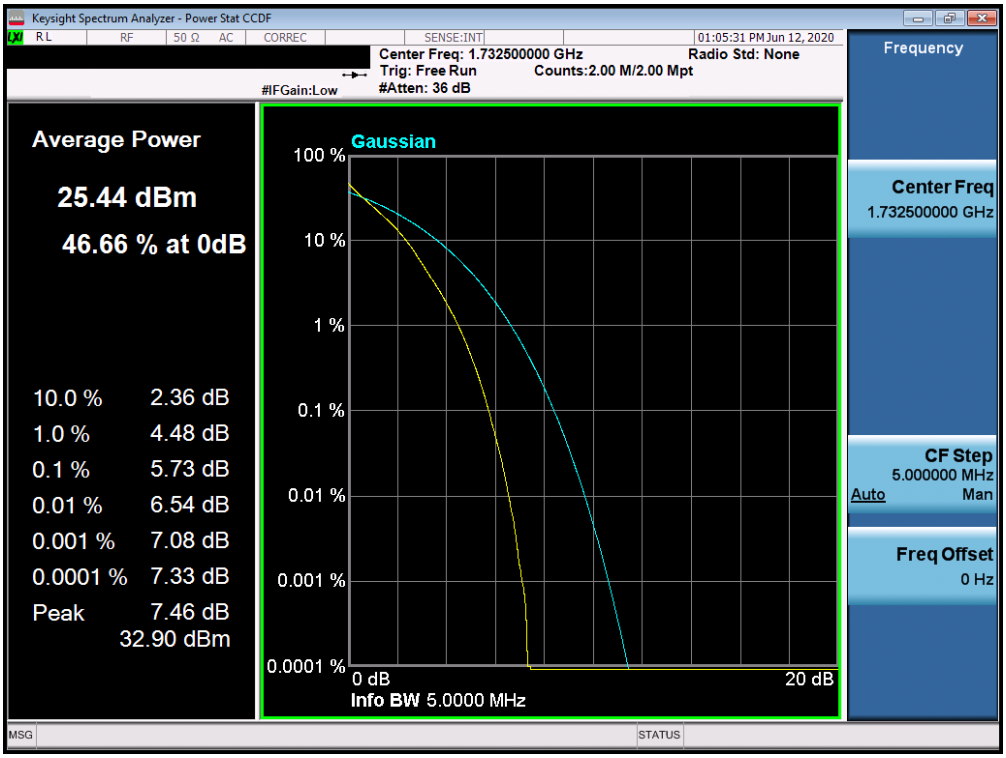

Plot 7-323. PAR Plot (Band 4 - 5.0MHz QPSK - Full RB Configuration)

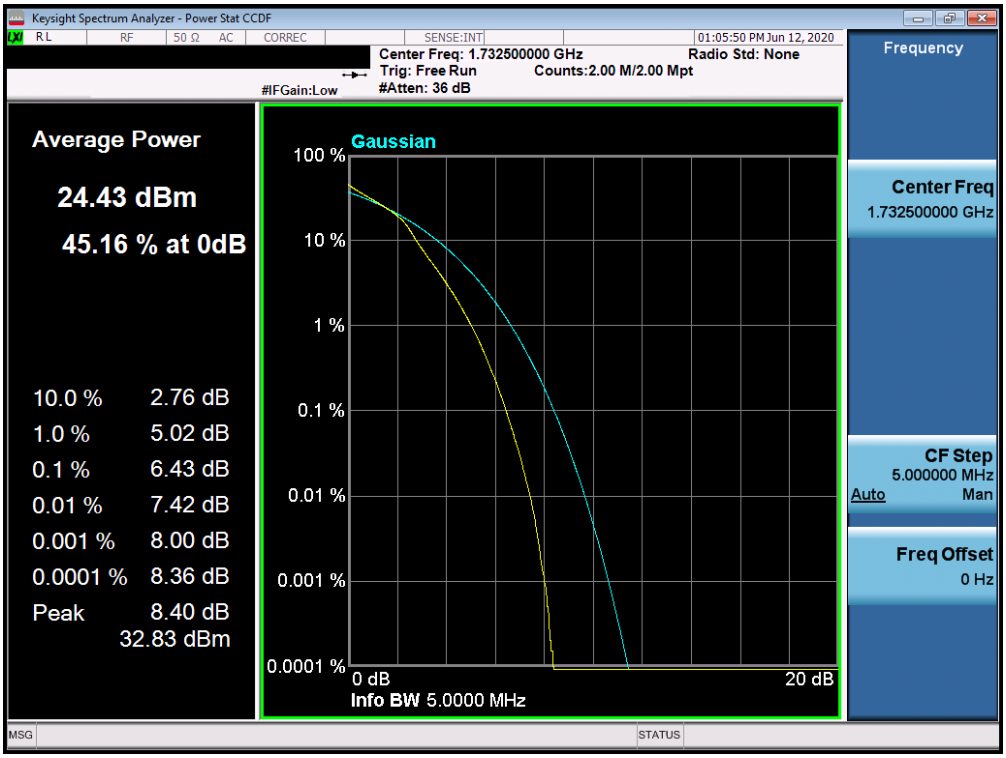

Plot 7-324. PAR Plot (Band 4 - 5.0MHz 16-QAM - Full RB Configuration)

© 2020 PCTEST
All rights reserved. Unless otherwise specified, no part of this report may be reproduced or utilized in any part, form or by any means, electronic or mechanical, including photocopying and microfilm, without permission in writing from PCTEST. If you have any questions about this international copyright or have an enquiry about obtaining additional rights to this report or assembly of contents thereof, please contact INFO@PCTEST.COM.

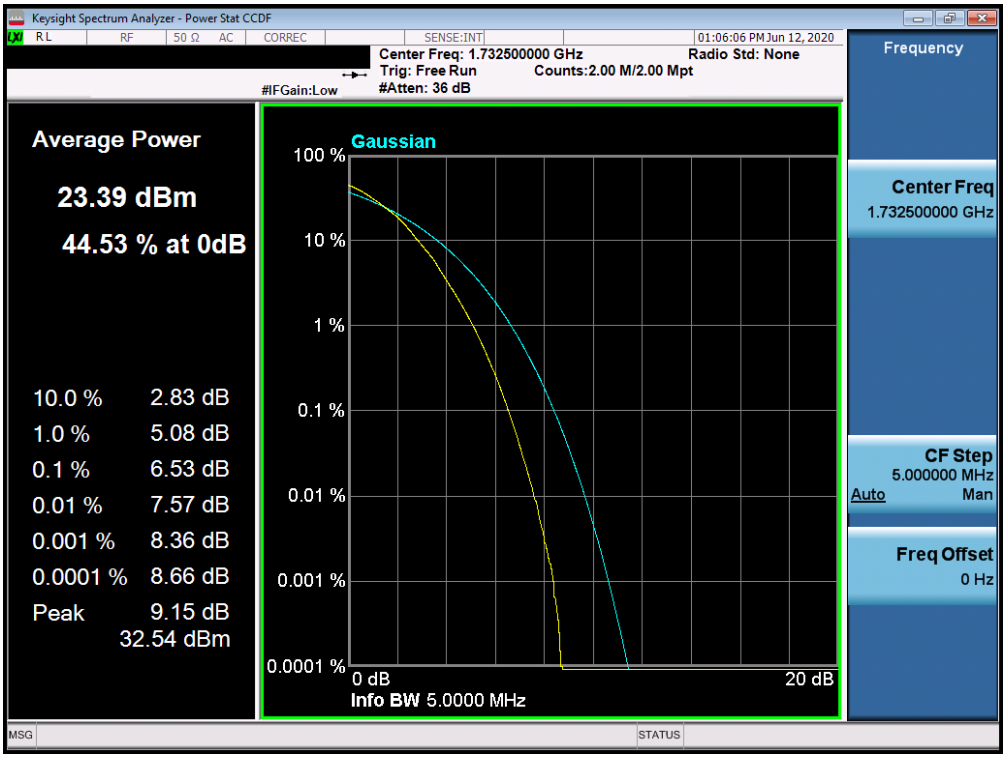

Plot 7-325. PAR Plot (Band 4 - 5.0MHz 64-QAM - Full RB Configuration)

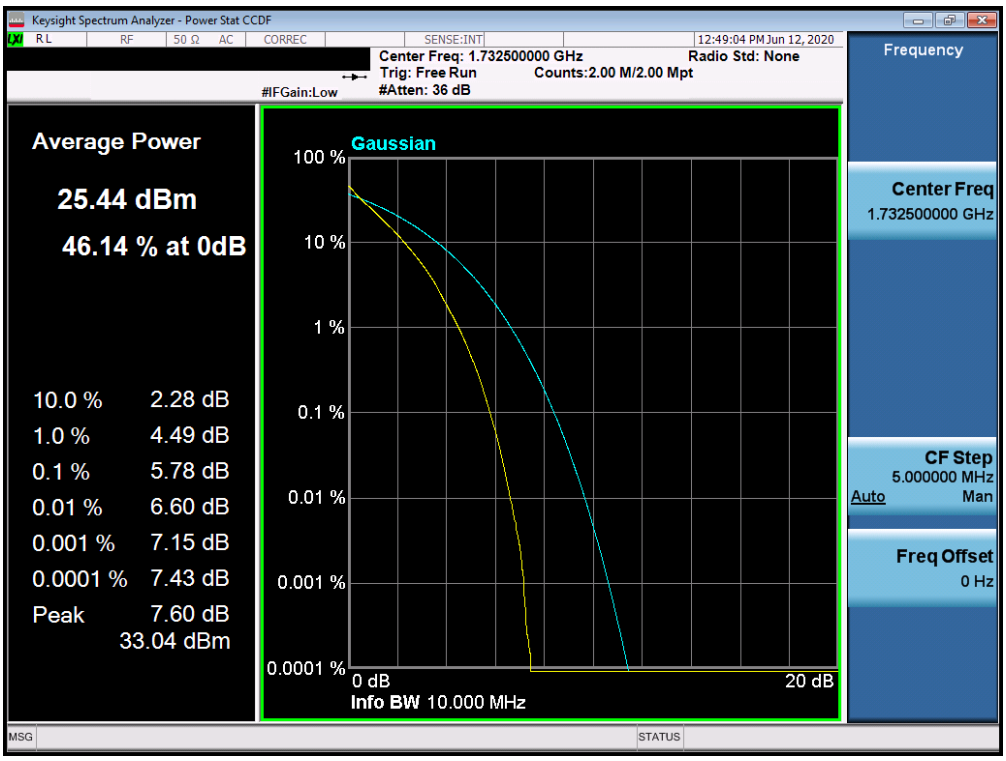

Plot 7-326. PAR Plot (Band 4 - 10.0MHz QPSK - Full RB Configuration)

© 2020 PCTEST
All rights reserved. Unless otherwise specified, no part of this report may be reproduced or utilized in any part, form or by any means, electronic or mechanical, including photocopying and microfilm, without permission in writing from PCTEST. If you have any questions about this international copyright or have an enquiry about obtaining additional rights to this report or assembly of contents thereof, please contact INFO@PCTEST.COM.

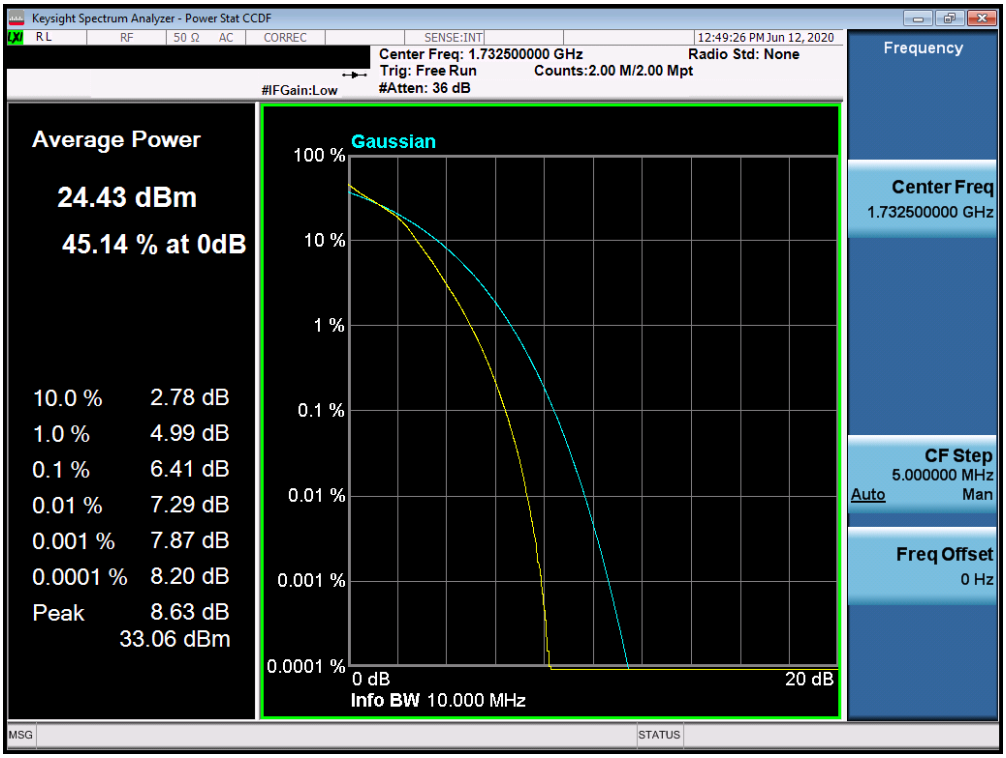

Plot 7-327. PAR Plot (Band 4 - 10.0MHz 16-QAM - Full RB Configuration)

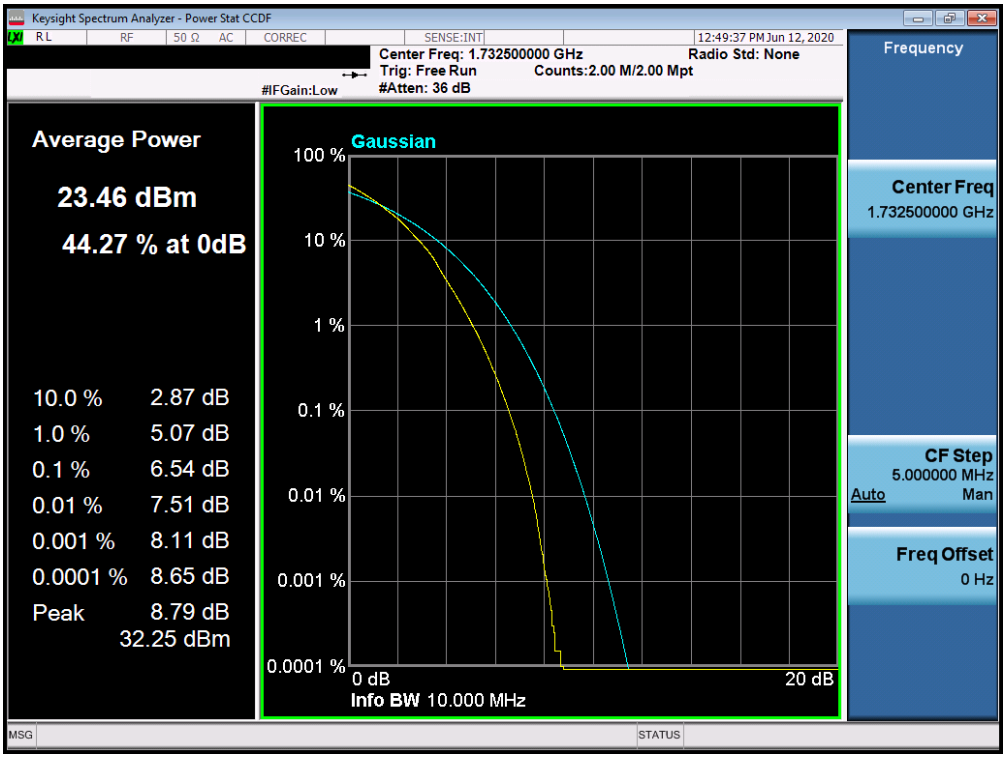

Plot 7-328. PAR Plot (Band 4 - 10.0MHz 64-QAM - Full RB Configuration)

© 2020 PCTEST V 10.1 02/01/2020
All rights reserved. Unless otherwise specified, no part of this report may be reproduced or utilized in any part, form or by any means, electronic or mechanical, including photocopying and microfilm, without permission in writing from PCTEST. If you have any questions about this international copyright or have an enquiry about obtaining additional rights to this report or assembly of contents thereof, please contact INFO@PCTEST.COM.

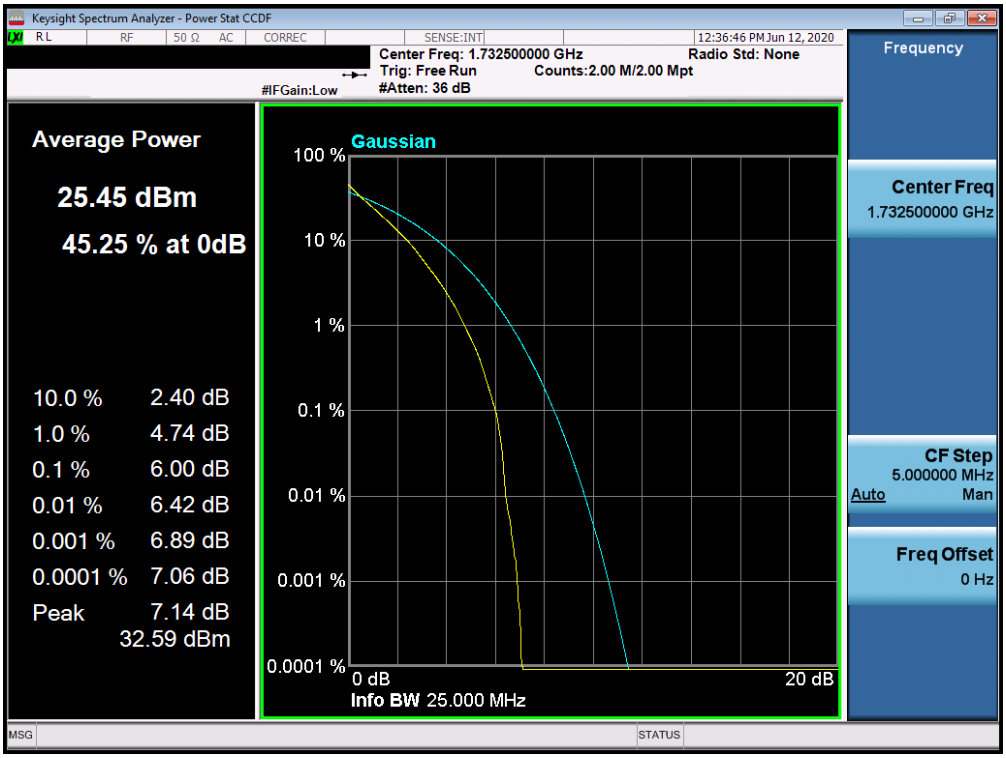

Plot 7-329. PAR Plot (Band 4 - 15.0MHz QPSK - Full RB Configuration)

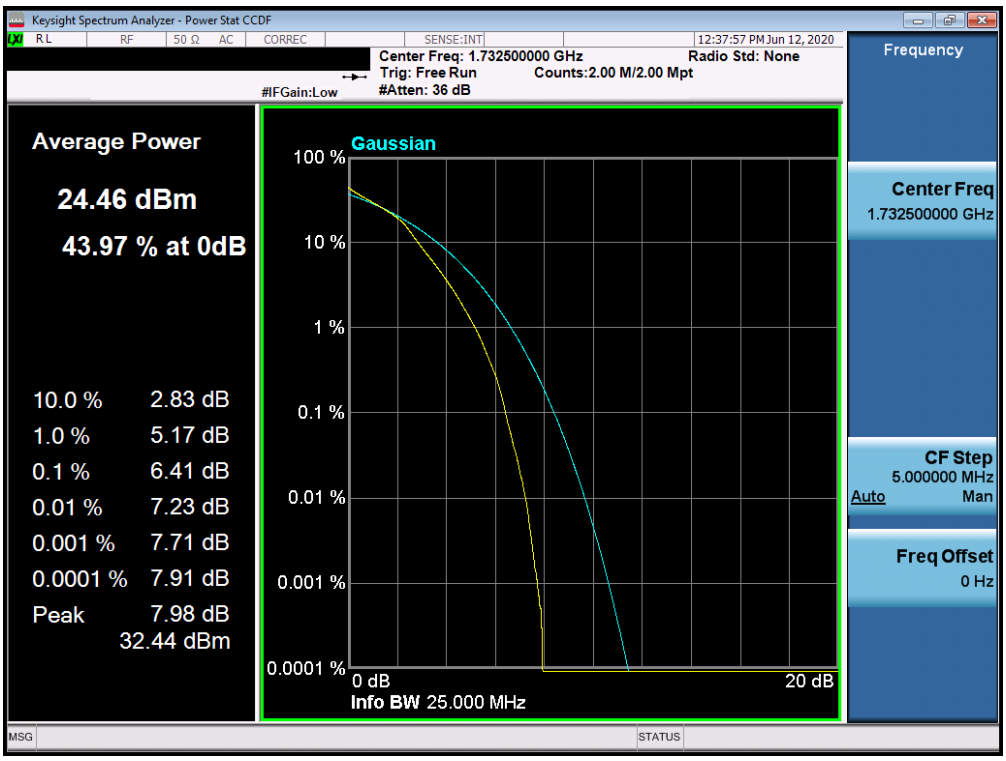

Plot 7-330. PAR Plot (Band 4 - 15.0MHz 16-QAM - Full RB Configuration)

© 2020 PCTEST
All rights reserved. Unless otherwise specified, no part of this report may be reproduced or utilized in any part, form or by any means, electronic or mechanical, including photocopying and microfilm, without permission in writing from PCTEST. If you have any questions about this international copyright or have an enquiry about obtaining additional rights to this report or assembly of contents thereof, please contact INFO@PCTEST.COM.

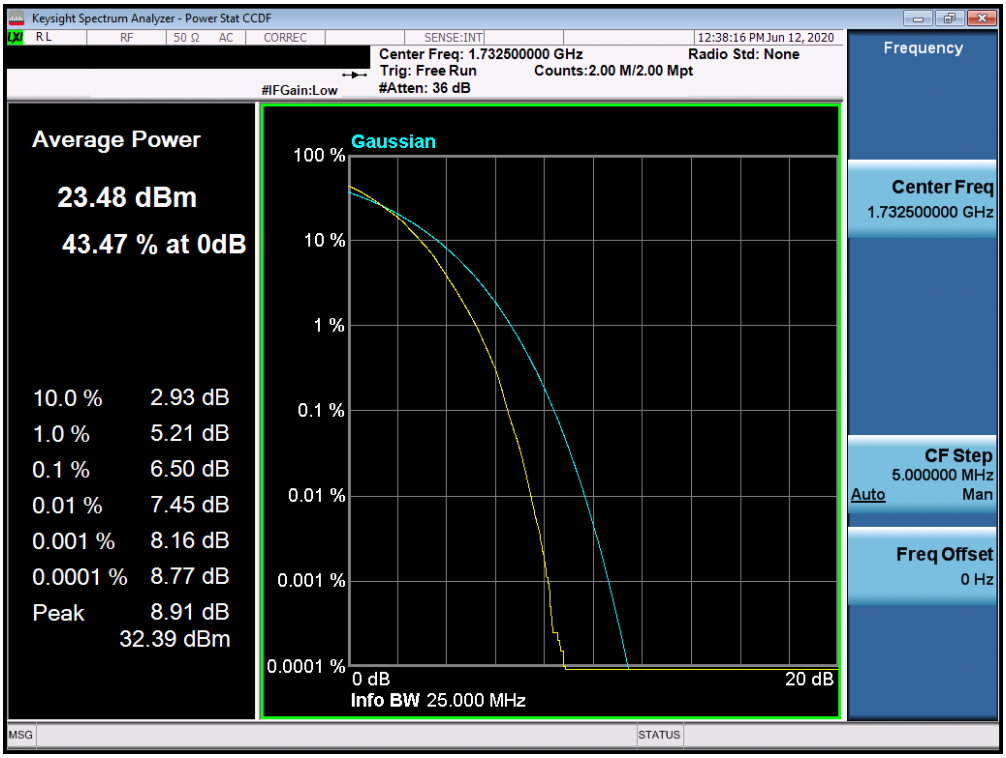

Plot 7-331. PAR Plot (Band 4 - 15.0MHz 64-QAM - Full RB Configuration)

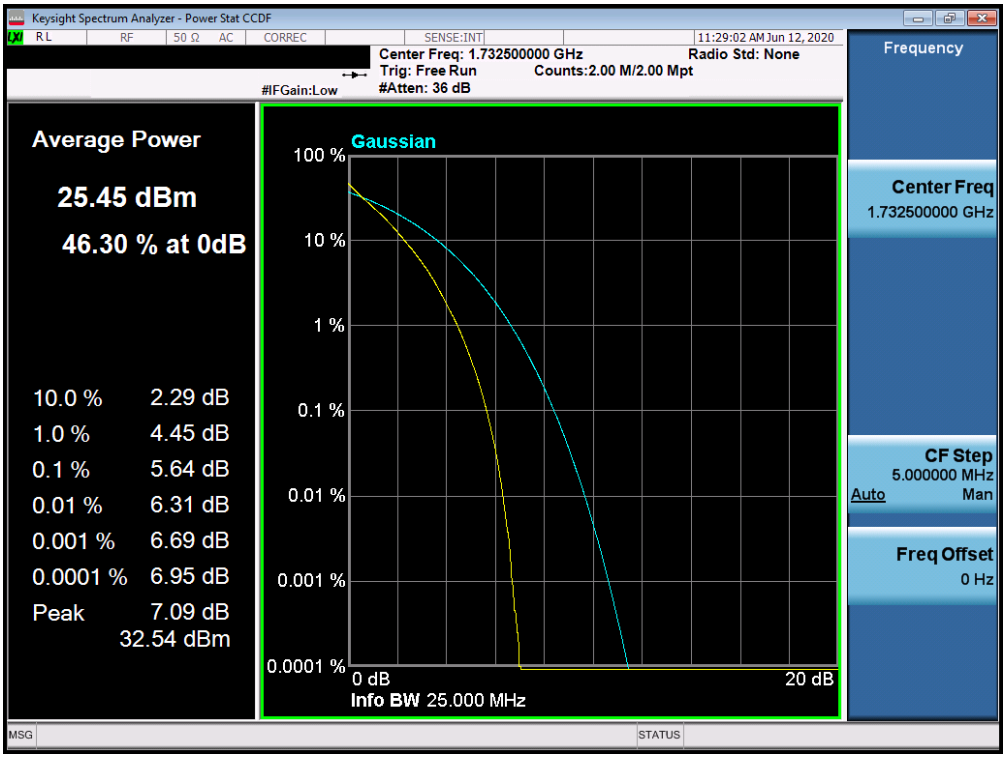

Plot 7-332. PAR Plot (Band 4 - 20.0MHz QPSK - Full RB Configuration)

© 2020 PCTEST
All rights reserved. Unless otherwise specified, no part of this report may be reproduced or utilized in any part, form or by any means, electronic or mechanical, including photocopying and microfilm, without permission in writing from PCTEST. If you have any questions about this international copyright or have an enquiry about obtaining additional rights to this report or assembly of contents thereof, please contact INFO@PCTEST.COM.

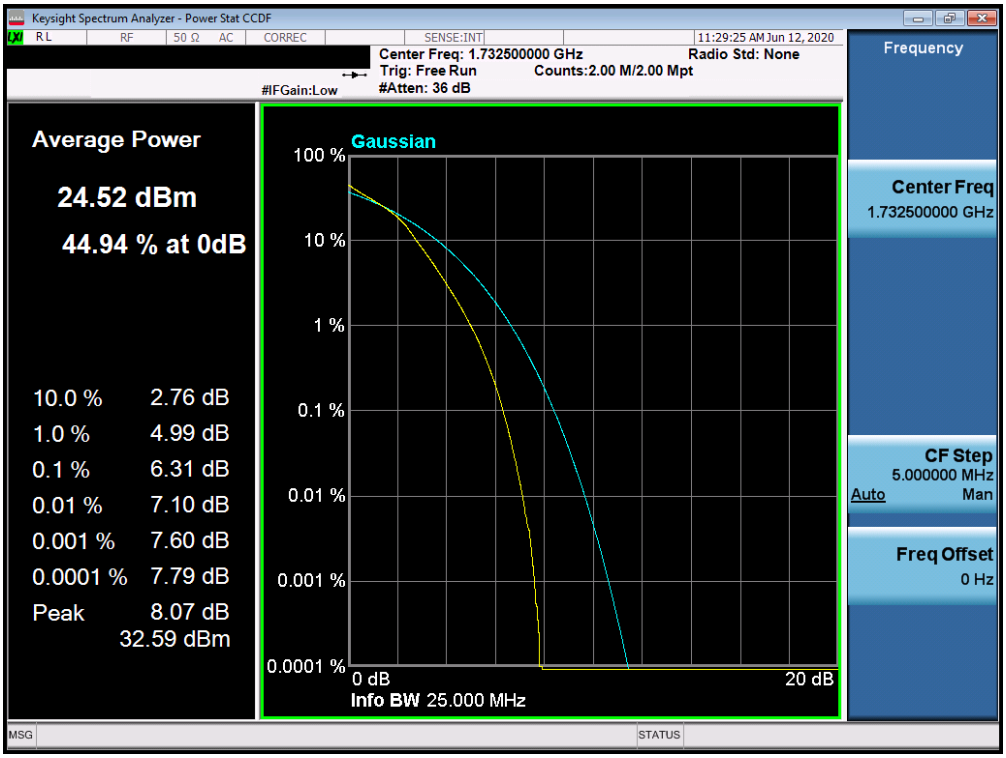

Plot 7-333. PAR Plot (Band 4 - 20.0MHz 16-QAM - Full RB Configuration)

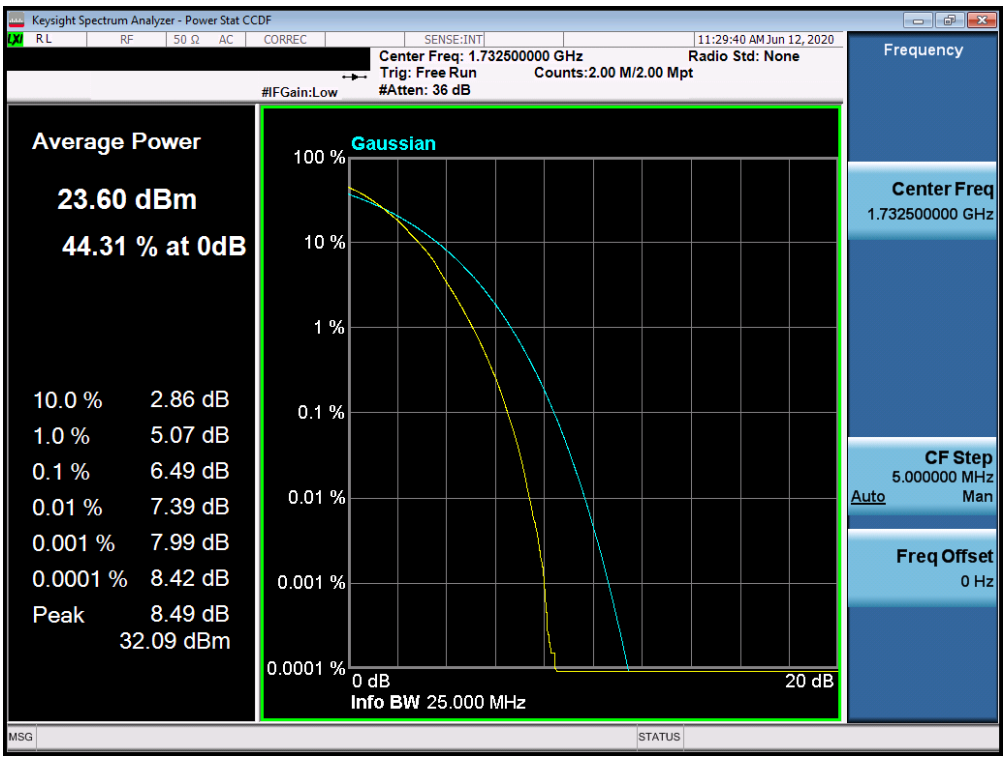

Plot 7-334. PAR Plot (Band 4 - 20.0MHz 64-QAM - Full RB Configuration)

© 2020 PCTEST
All rights reserved. Unless otherwise specified, no part of this report may be reproduced or utilized in any part, form or by any means, electronic or mechanical, including photocopying and microfilm, without permission in writing from PCTEST. If you have any questions about this international copyright or have an enquiry about obtaining additional rights to this report or assembly of contents thereof, please contact INFO@PCTEST.COM.

Band 66

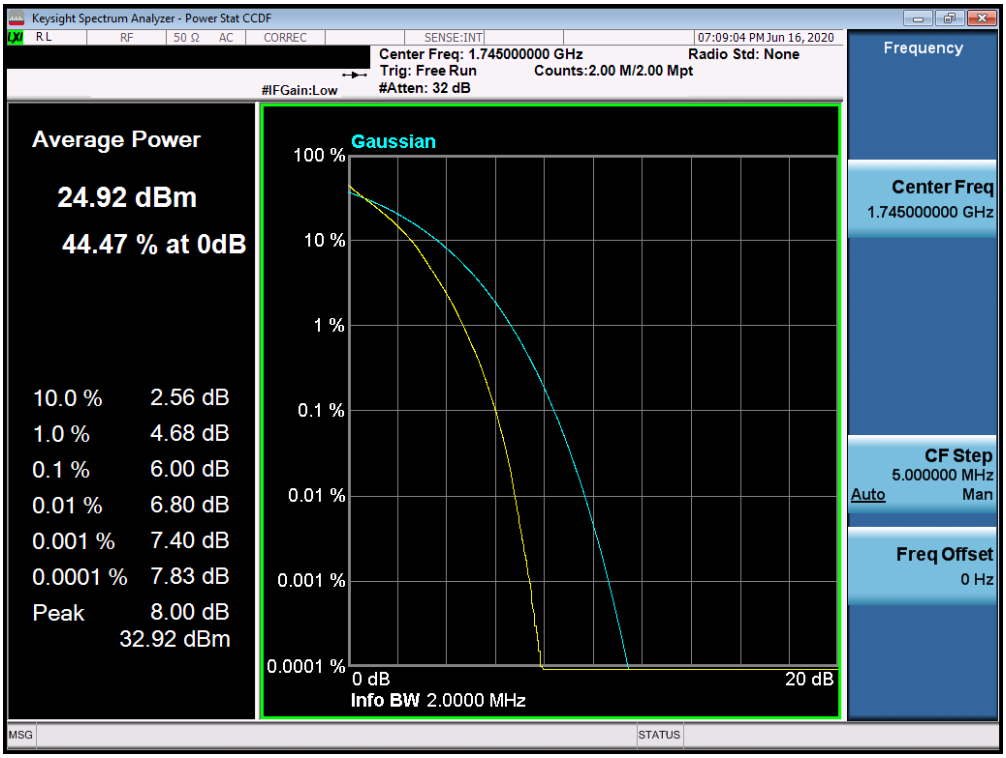

Plot 7-335. PAR Plot (Band 66 - 1.4MHz QPSK - Full RB Configuration)

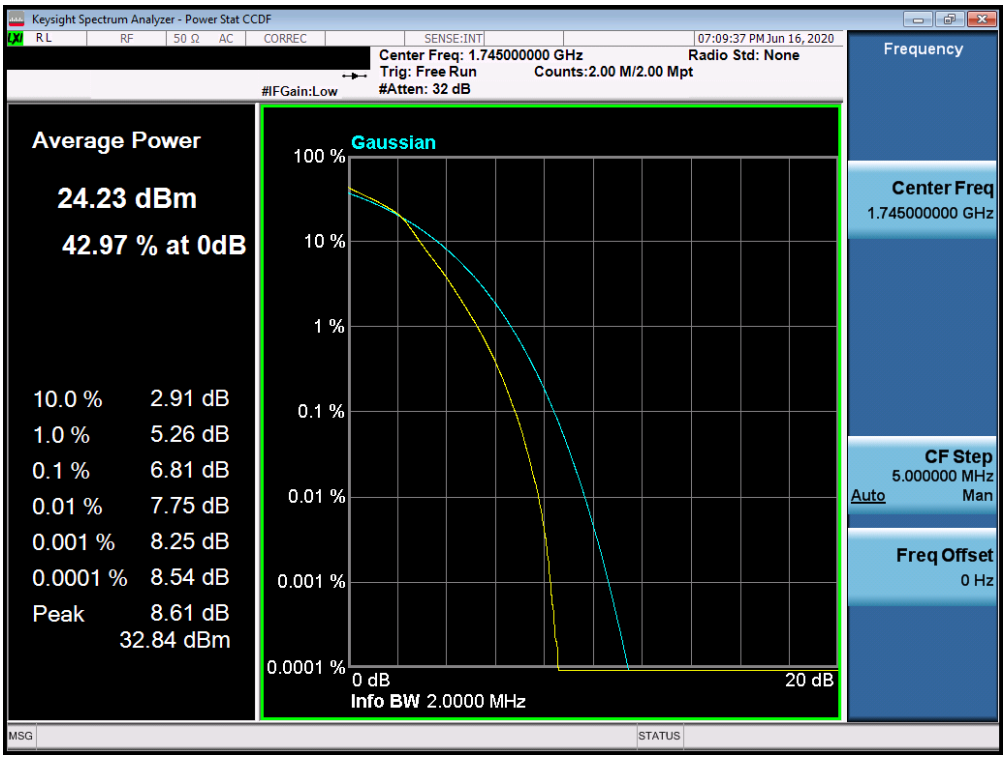

Plot 7-336. PAR Plot (Band 66 - 1.4MHz 16-QAM - Full RB Configuration)

© 2020 PCTEST V 10.1 02/01/2020
All rights reserved. Unless otherwise specified, no part of this report may be reproduced or utilized in any part, form or by any means, electronic or mechanical, including photocopying and microfilm, without permission in writing from PCTEST. If you have any questions about this international copyright or have an enquiry about obtaining additional rights to this report or assembly of contents thereof, please contact INFO@PCTEST.COM.

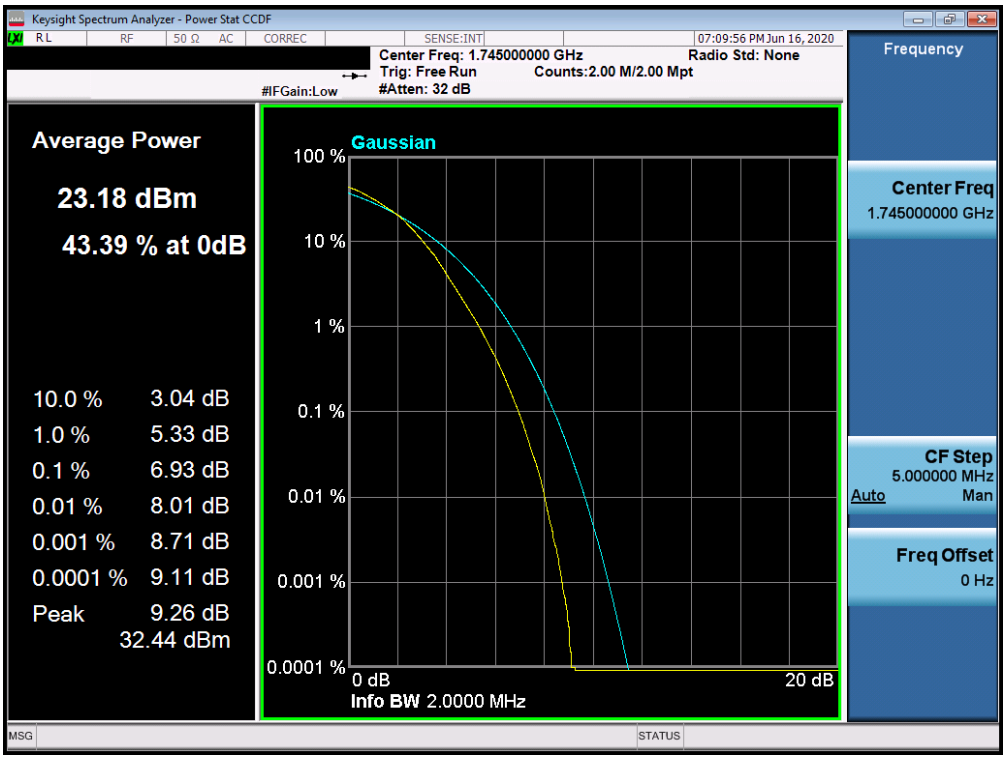

Plot 7-337. PAR Plot (Band 66 - 1.4MHz 64-QAM - Full RB Configuration)

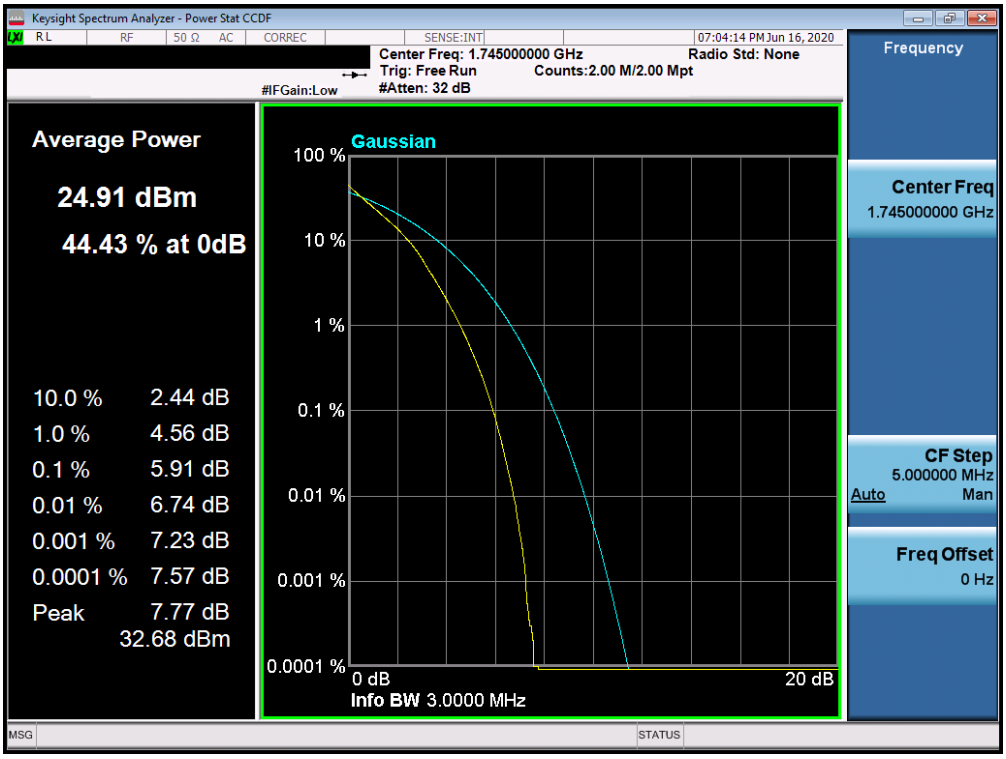

Plot 7-338. PAR Plot (Band 66 - 3.0MHz QPSK - Full RB Configuration)

© 2020 PCTEST V 10.1 02/01/2020
All rights reserved. Unless otherwise specified, no part of this report may be reproduced or utilized in any part, form or by any means, electronic or mechanical, including photocopying and microfilm, without permission in writing from PCTEST. If you have any questions about this international copyright or have an enquiry about obtaining additional rights to this report or assembly of contents thereof, please contact INFO@PCTEST.COM.

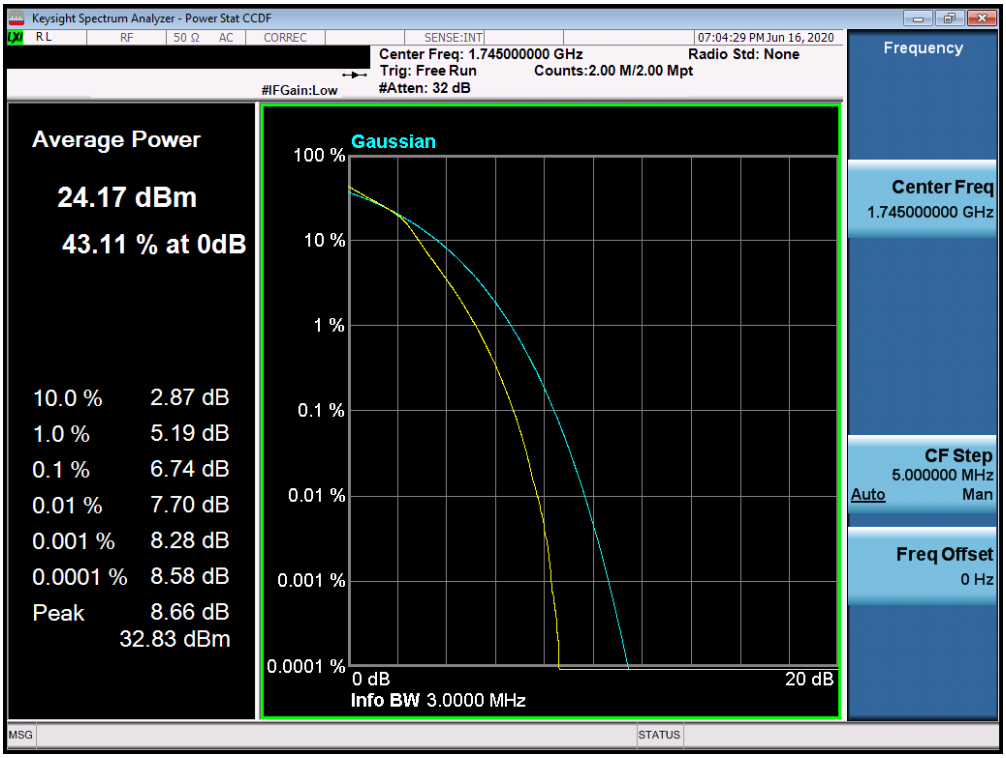

Plot 7-339. PAR Plot (Band 66 - 3.0MHz 16-QAM - Full RB Configuration)

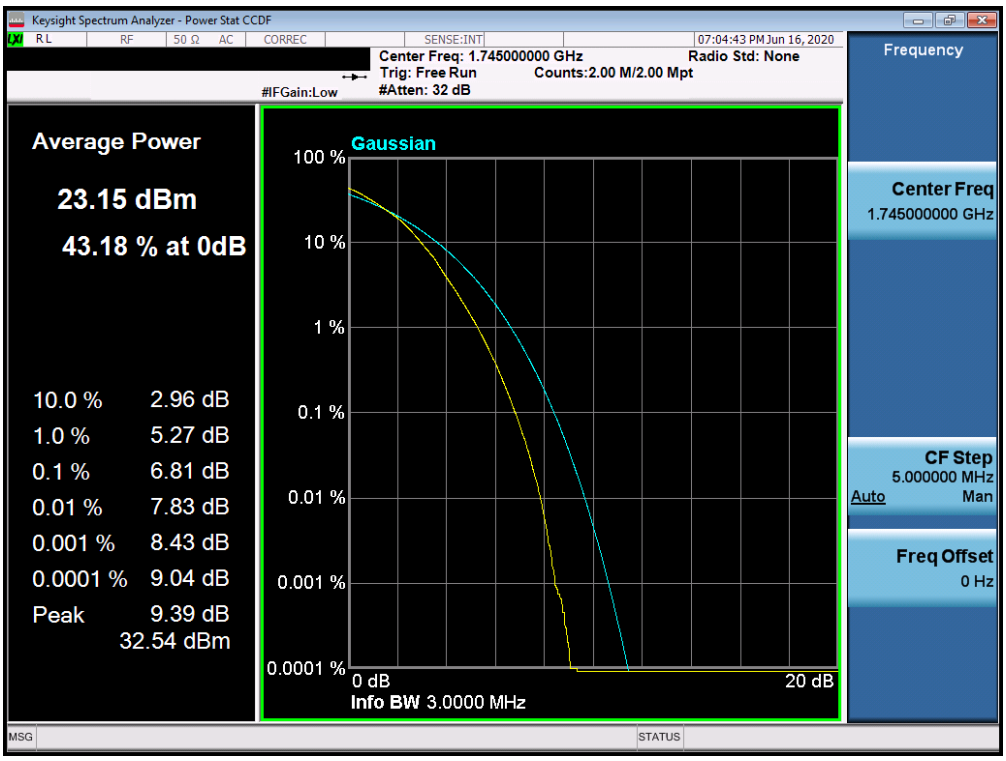

Plot 7-340. PAR Plot (Band 66 - 3.0MHz 64-QAM - Full RB Configuration)

© 2020 PCTEST V 10.1 02/01/2020
All rights reserved. Unless otherwise specified, no part of this report may be reproduced or utilized in any part, form or by any means, electronic or mechanical, including photocopying and microfilm, without permission in writing from PCTEST. If you have any questions about this international copyright or have an enquiry about obtaining additional rights to this report or assembly of contents thereof, please contact INFO@PCTEST.COM.

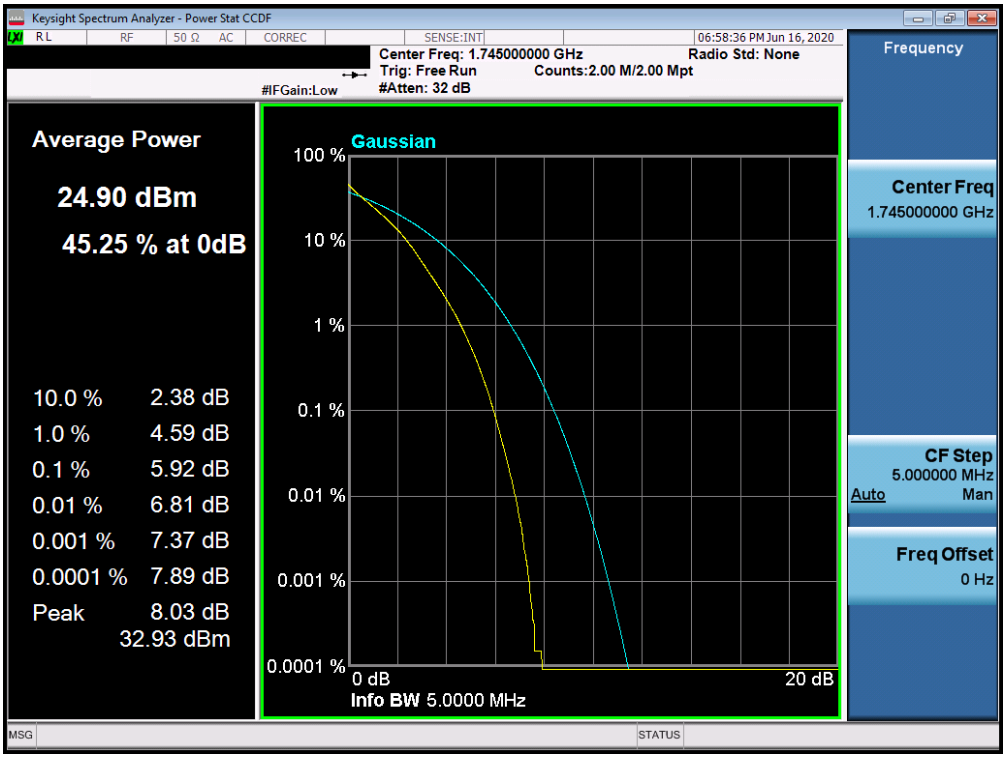

Plot 7-341. PAR Plot (Band 66 - 5.0MHz QPSK - Full RB Configuration)

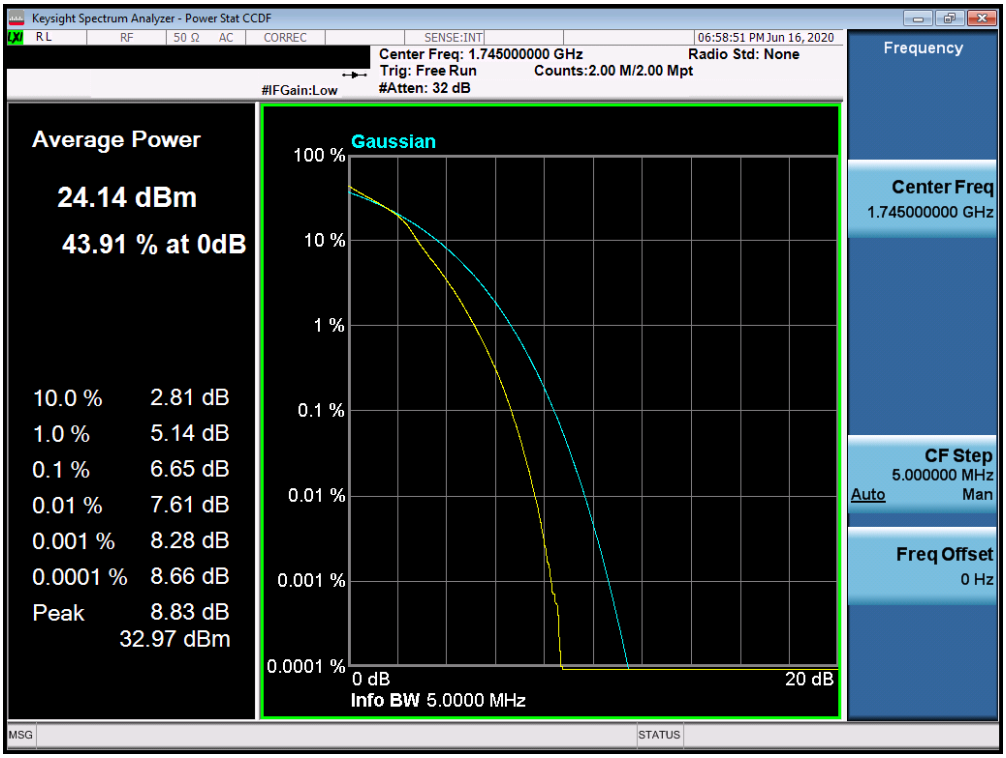

Plot 7-342. PAR Plot (Band 66 - 5.0MHz 16-QAM - Full RB Configuration)

© 2020 PCTEST
All rights reserved. Unless otherwise specified, no part of this report may be reproduced or utilized in any part, form or by any means, electronic or mechanical, including photocopying and microfilm, without permission in writing from PCTEST. If you have any questions about this international copyright or have an enquiry about obtaining additional rights to this report or assembly of contents thereof, please contact INFO@PCTEST.COM.

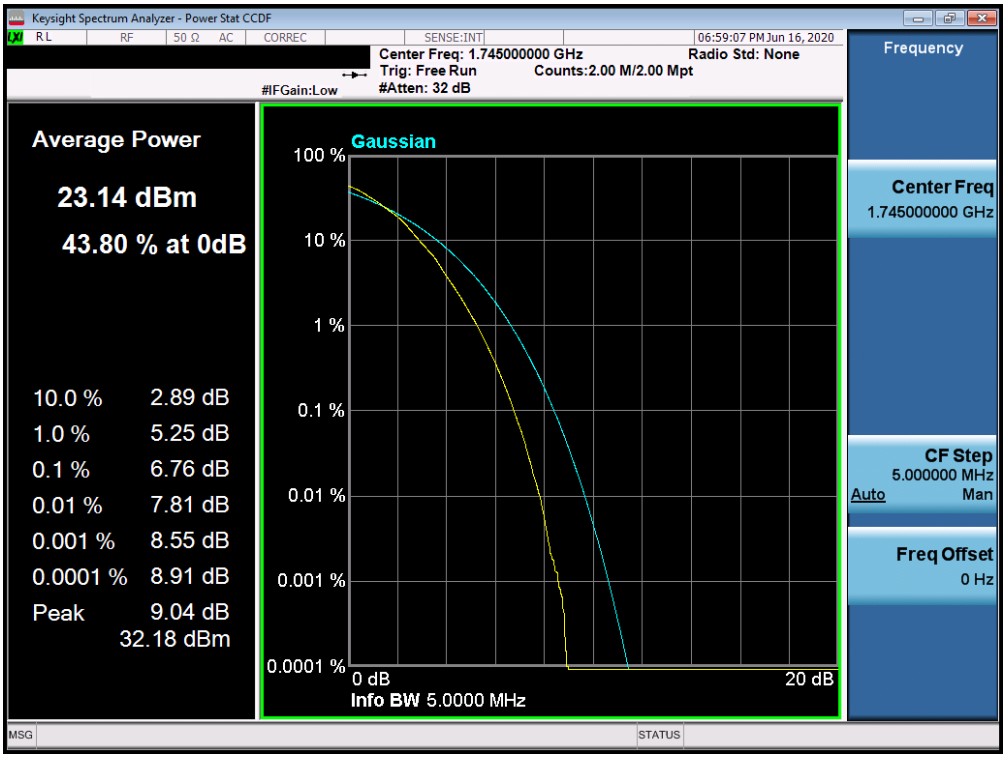

Plot 7-343. PAR Plot (Band 66 - 5.0MHz 64-QAM - Full RB Configuration)

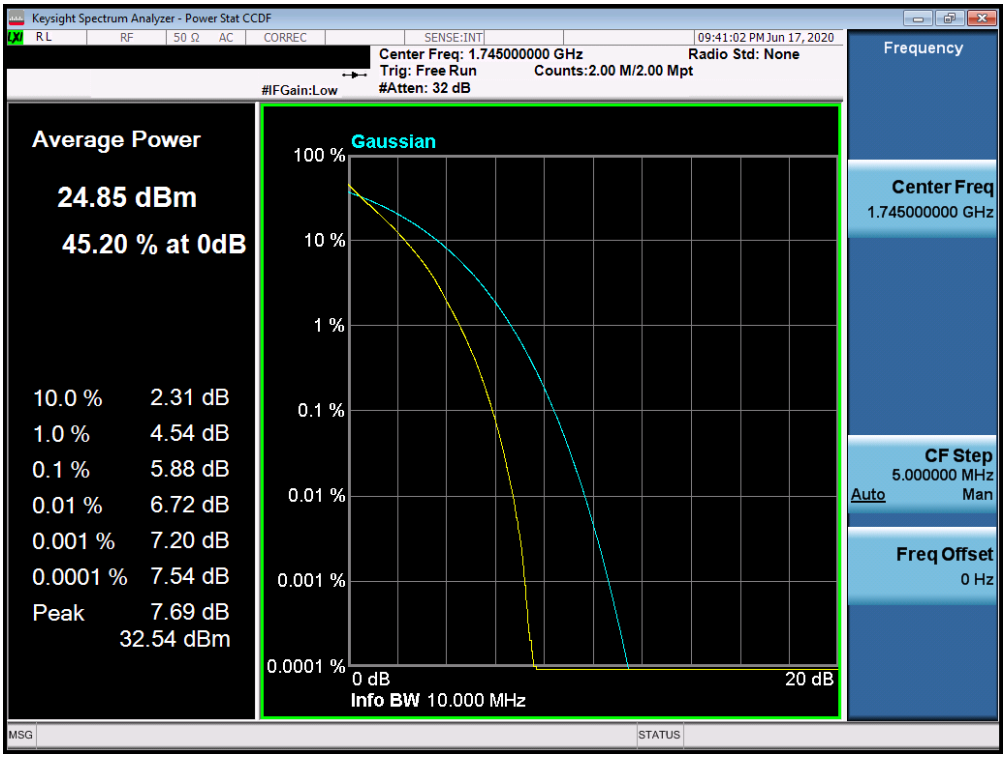

Plot 7-344. PAR Plot (Band 66 - 10.0MHz QPSK - Full RB Configuration)

© 2020 PCTEST
All rights reserved. Unless otherwise specified, no part of this report may be reproduced or utilized in any part, form or by any means, electronic or mechanical, including photocopying and microfilm, without permission in writing from PCTEST. If you have any questions about this international copyright or have an enquiry about obtaining additional rights to this report or assembly of contents thereof, please contact INFO@PCTEST.COM.

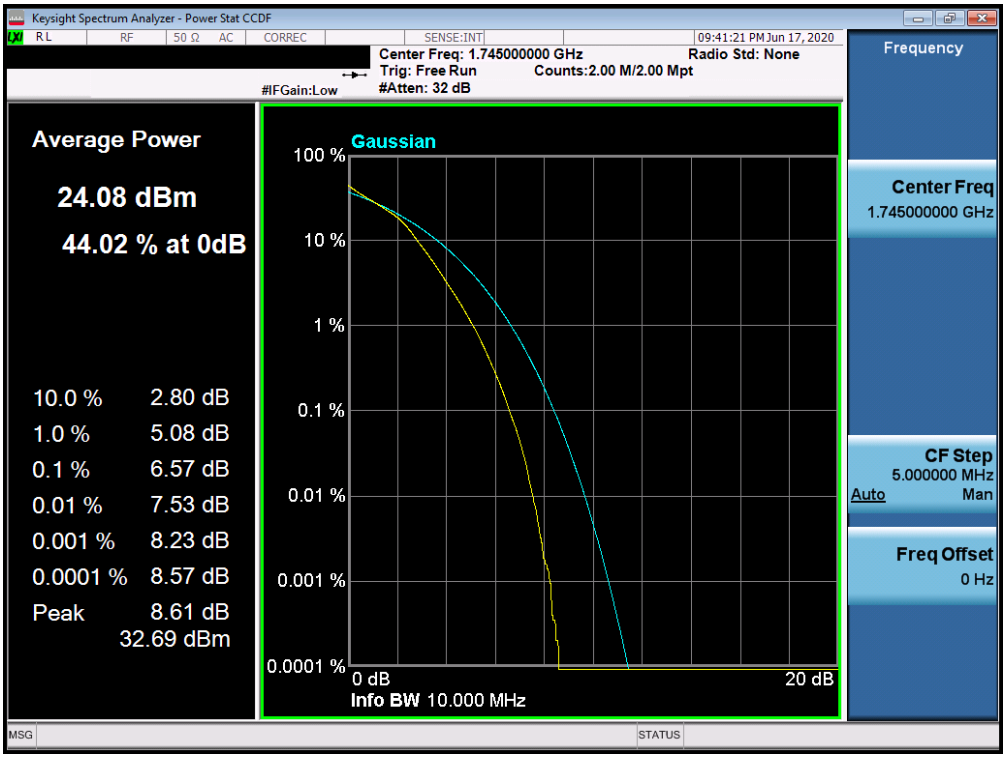

Plot 7-345. PAR Plot (Band 66 - 10.0MHz 16-QAM - Full RB Configuration)

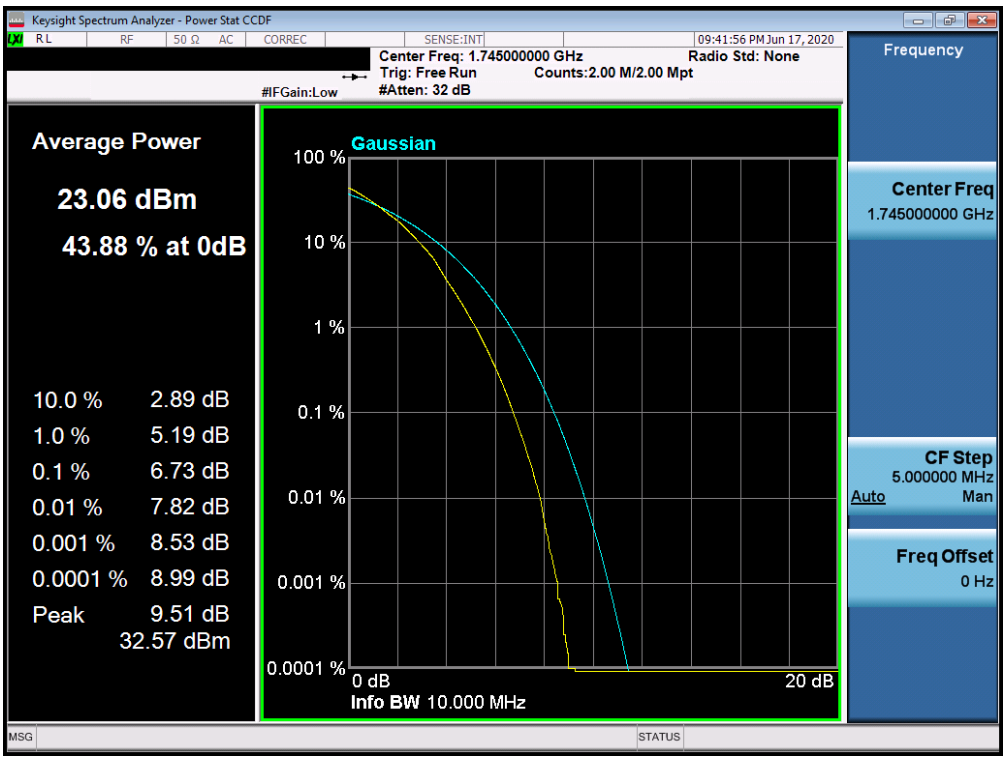

Plot 7-346. PAR Plot (Band 66 - 10.0MHz 64-QAM - Full RB Configuration)

© 2020 PCTEST
All rights reserved. Unless otherwise specified, no part of this report may be reproduced or utilized in any part, form or by any means, electronic or mechanical, including photocopying and microfilm, without permission in writing from PCTEST. If you have any questions about this international copyright or have an enquiry about obtaining additional rights to this report or assembly of contents thereof, please contact INFO@PCTEST.COM.

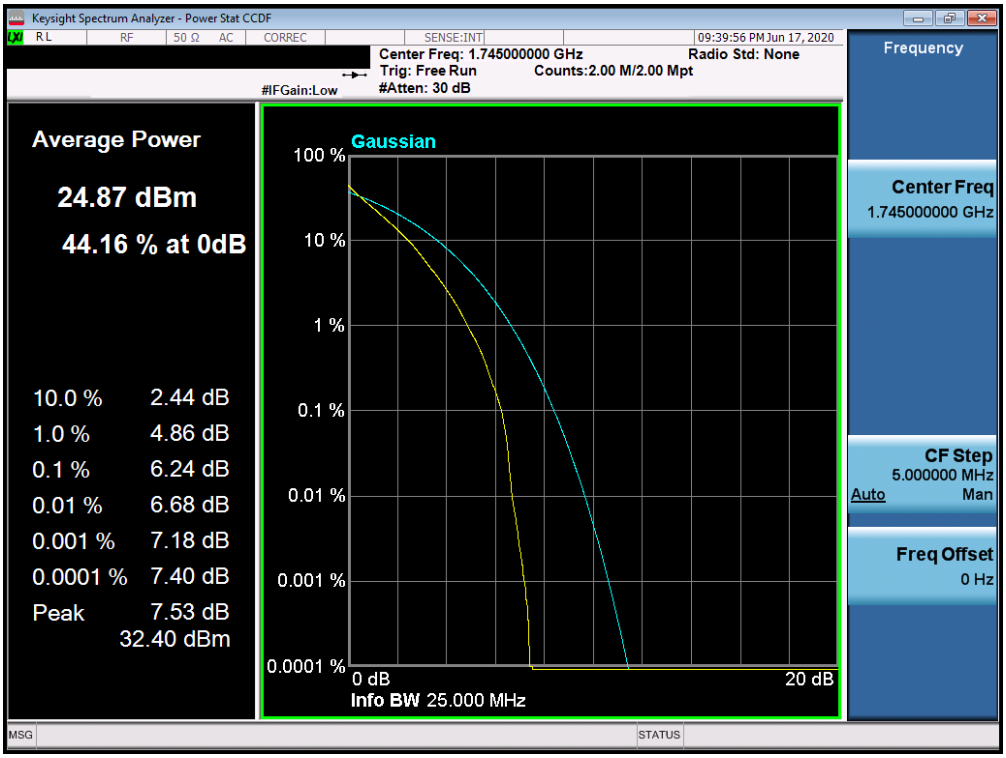

Plot 7-347. PAR Plot (Band 66 - 15.0MHz QPSK - Full RB Configuration)

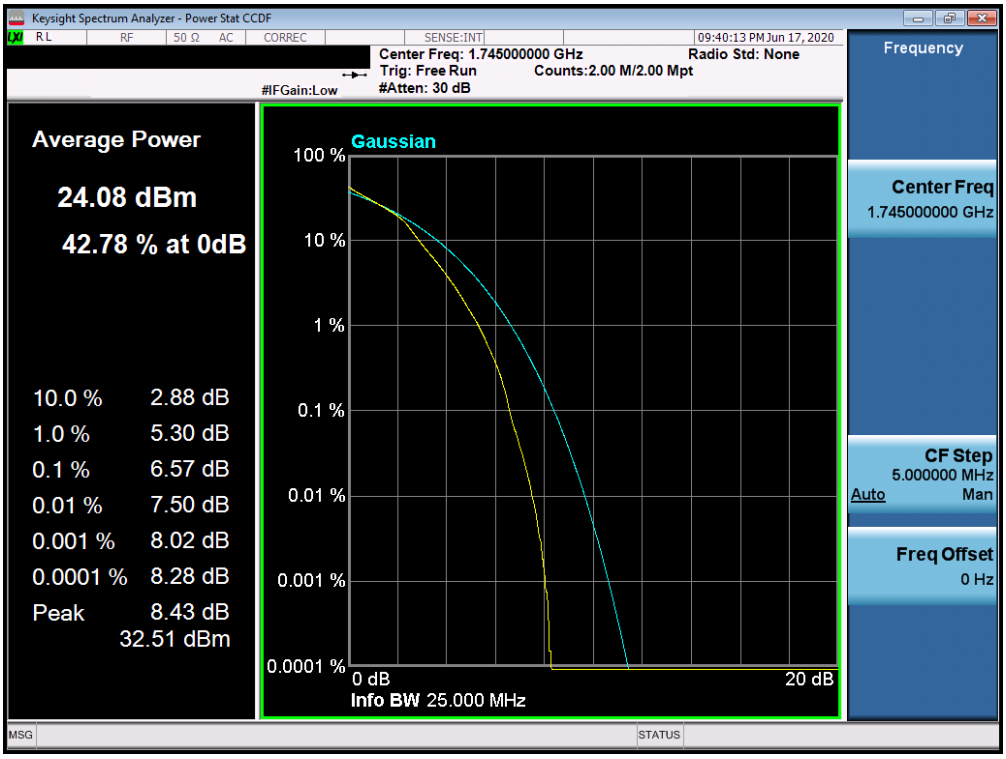

Plot 7-348. PAR Plot (Band 66 - 15.0MHz 16-QAM - Full RB Configuration)

© 2020 PCTEST
All rights reserved. Unless otherwise specified, no part of this report may be reproduced or utilized in any part, form or by any means, electronic or mechanical, including photocopying and microfilm, without permission in writing from PCTEST. If you have any questions about this international copyright or have an enquiry about obtaining additional rights to this report or assembly of contents thereof, please contact INFO@PCTEST.COM.

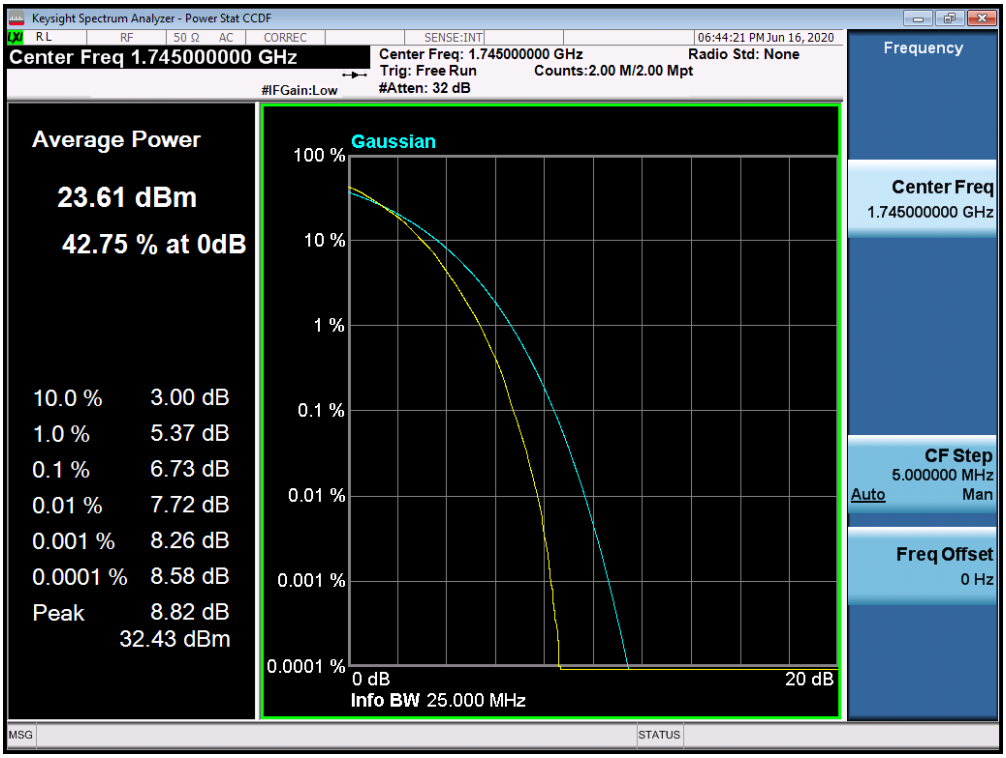

Plot 7-349. PAR Plot (Band 66 - 15.0MHz 64-QAM - Full RB Configuration)

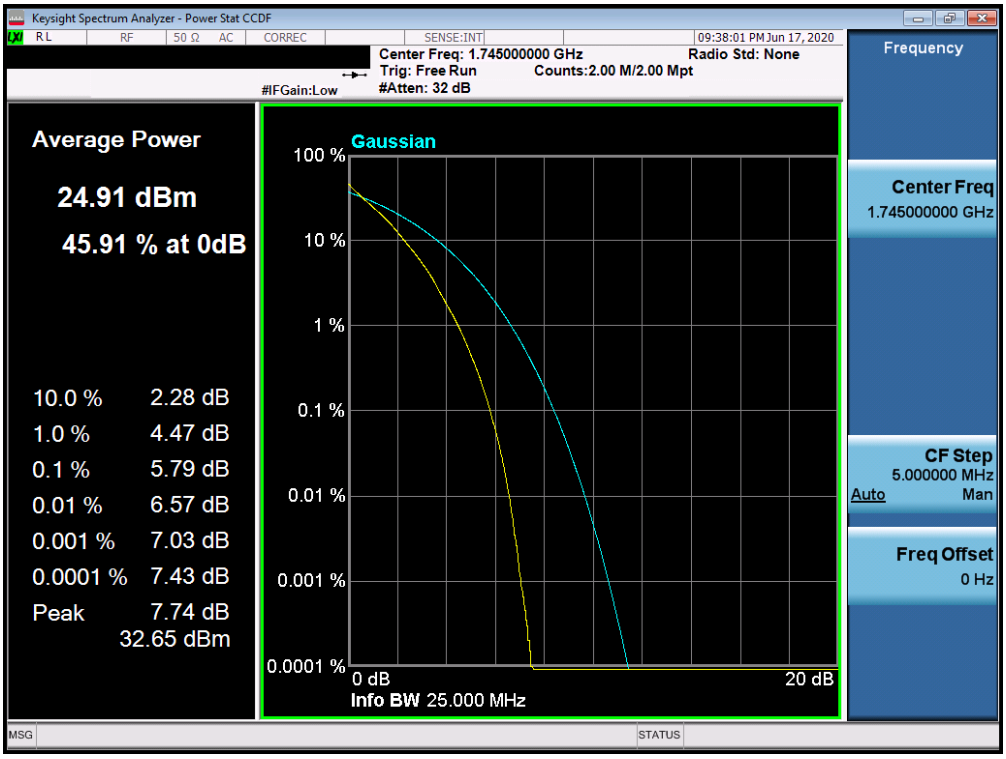

Plot 7-350. PAR Plot (Band 66 - 20.0MHz QPSK - Full RB Configuration)

© 2020 PCTEST
All rights reserved. Unless otherwise specified, no part of this report may be reproduced or utilized in any part, form or by any means, electronic or mechanical, including photocopying and microfilm, without permission in writing from PCTEST. If you have any questions about this international copyright or have an enquiry about obtaining additional rights to this report or assembly of contents thereof, please contact INFO@PCTEST.COM.

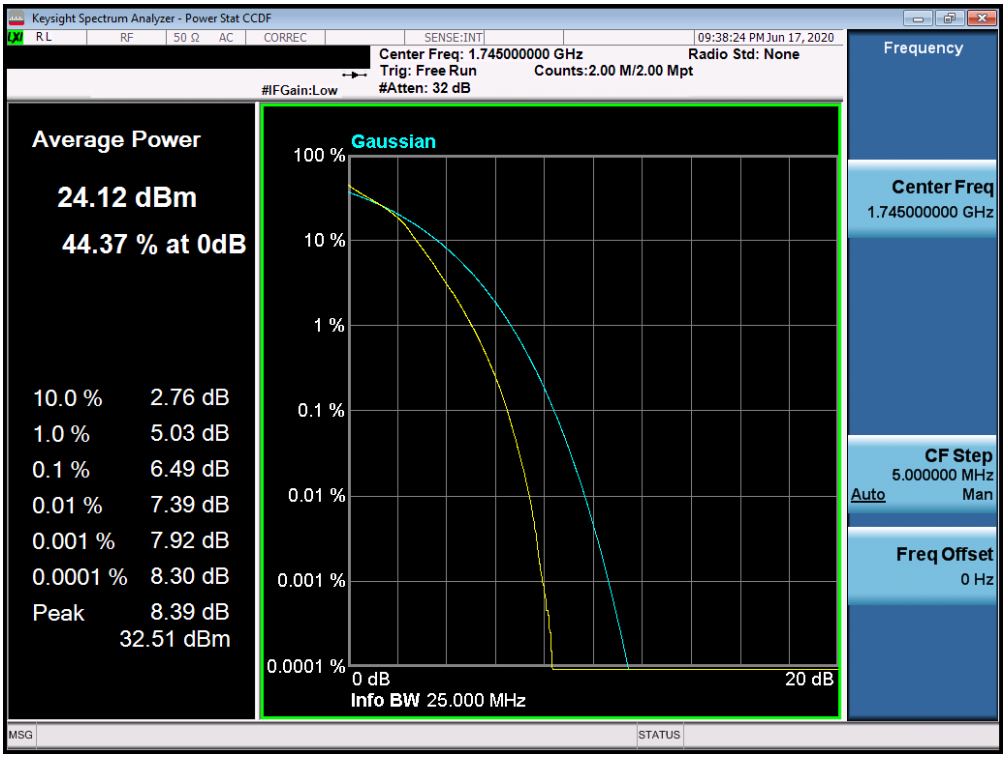

Plot 7-351. PAR Plot (Band 66 - 20.0MHz 16-QAM - Full RB Configuration)

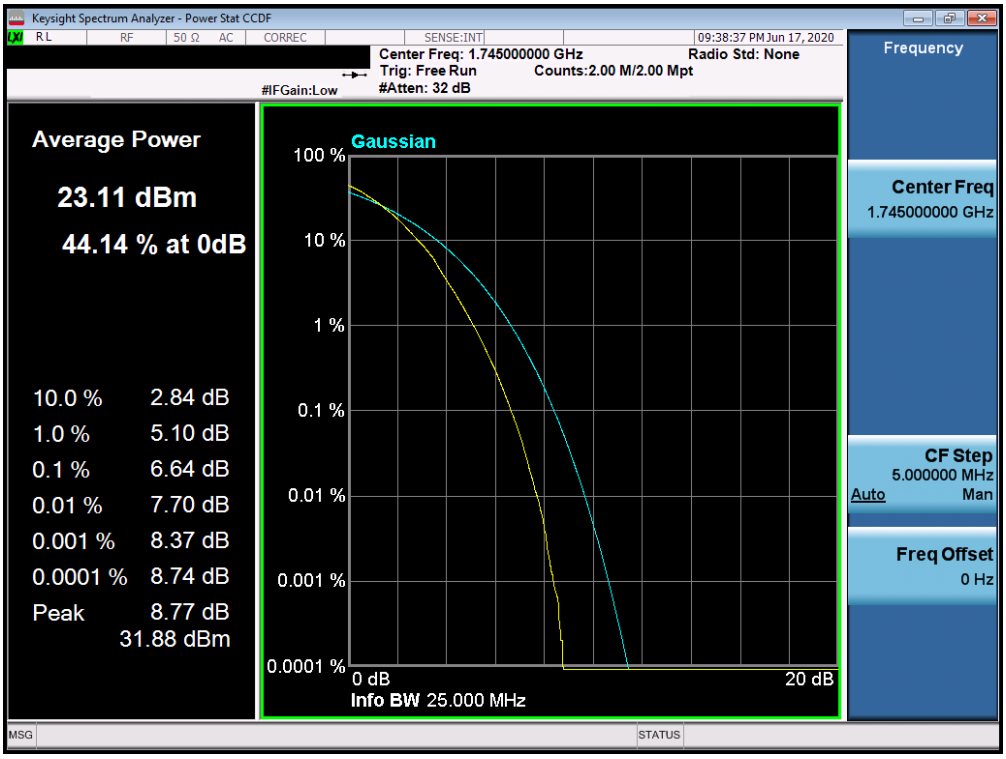

Plot 7-352. PAR Plot (Band 66 - 20.0MHz 64-QAM - Full RB Configuration)

© 2020 PCTEST
All rights reserved. Unless otherwise specified, no part of this report may be reproduced or utilized in any part, form or by any means, electronic or mechanical, including photocopying and microfilm, without permission in writing from PCTEST. If you have any questions about this international copyright or have an enquiry about obtaining additional rights to this report or assembly of contents thereof, please contact INFO@PCTEST.COM.

Band 2

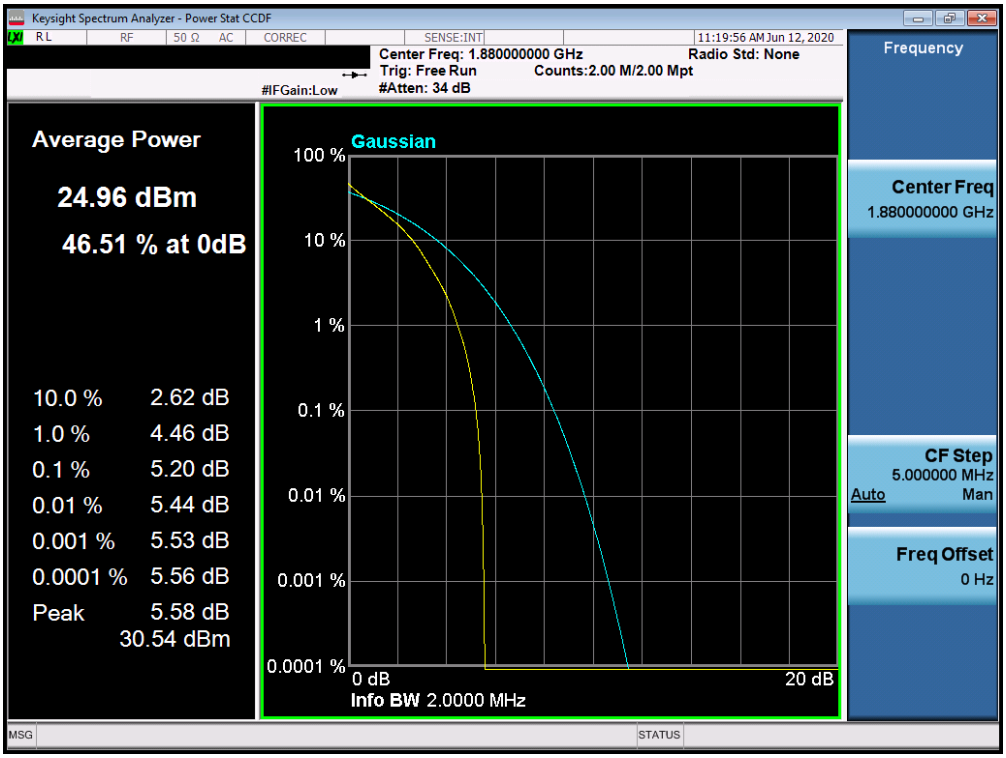

Plot 7-353. PAR Plot (Band 2 - 1.4MHz QPSK - Full RB Configuration)

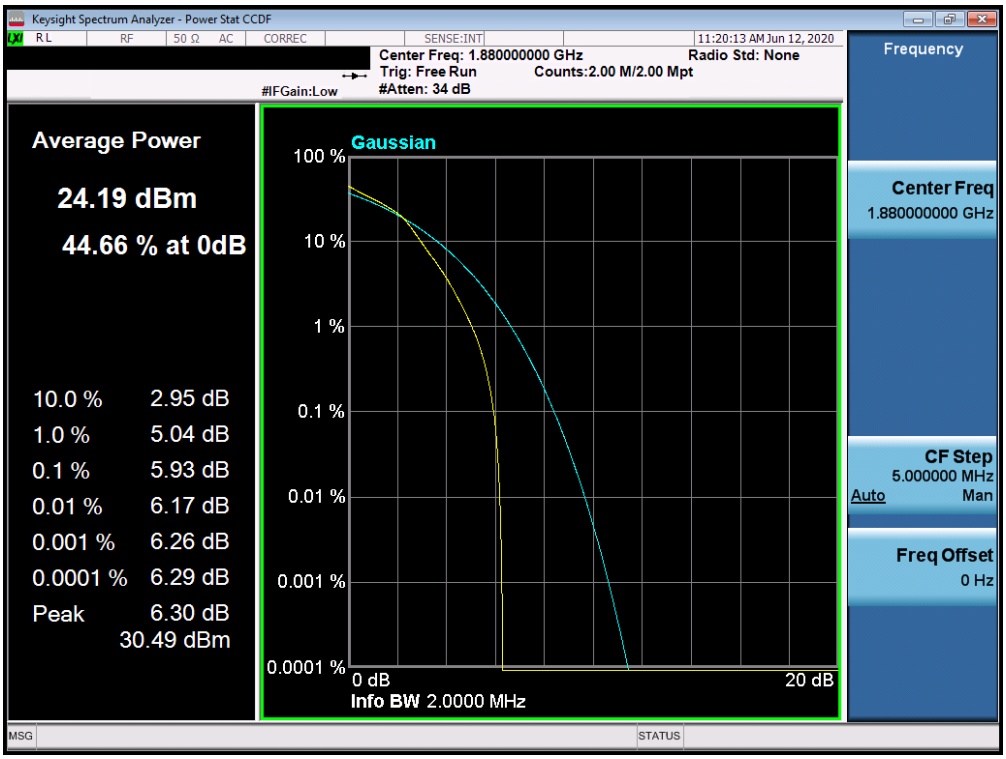

Plot 7-354. PAR Plot (Band 2 - 1.4MHz 16-QAM - Full RB Configuration)

© 2020 PCTEST
All rights reserved. Unless otherwise specified, no part of this report may be reproduced or utilized in any part, form or by any means, electronic or mechanical, including photocopying and microfilm, without permission in writing from PCTEST. If you have any questions about this international copyright or have an enquiry about obtaining additional rights to this report or assembly of contents thereof, please contact INFO@PCTEST.COM.

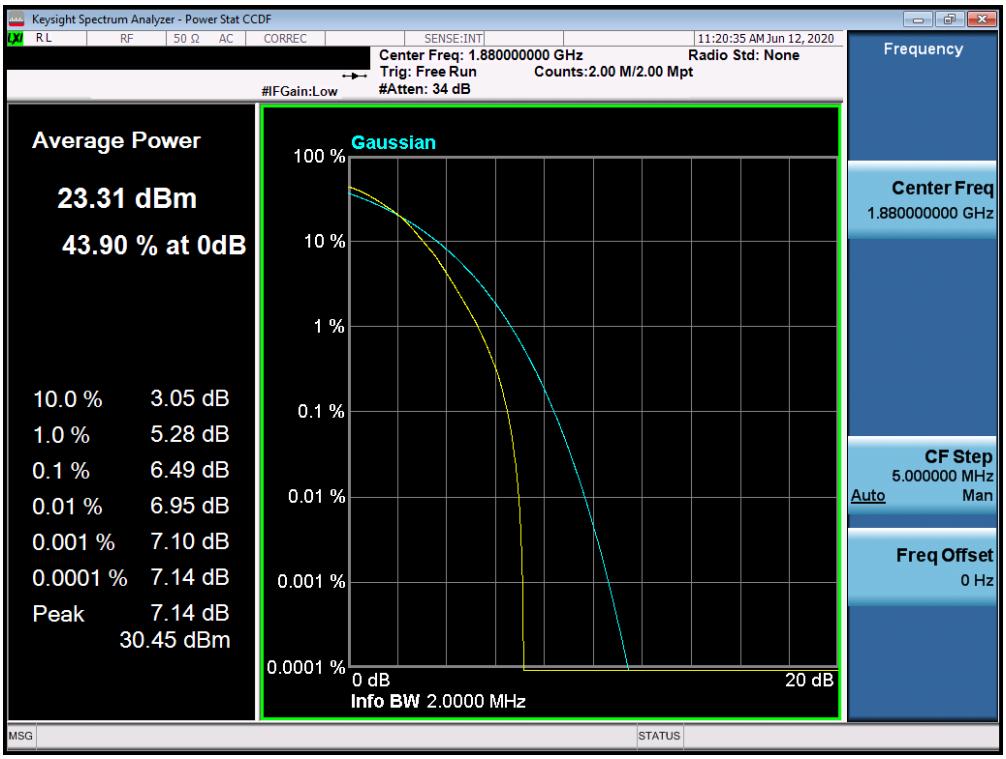

Plot 7-355. PAR Plot (Band 2 - 1.4MHz 64-QAM - Full RB Configuration)

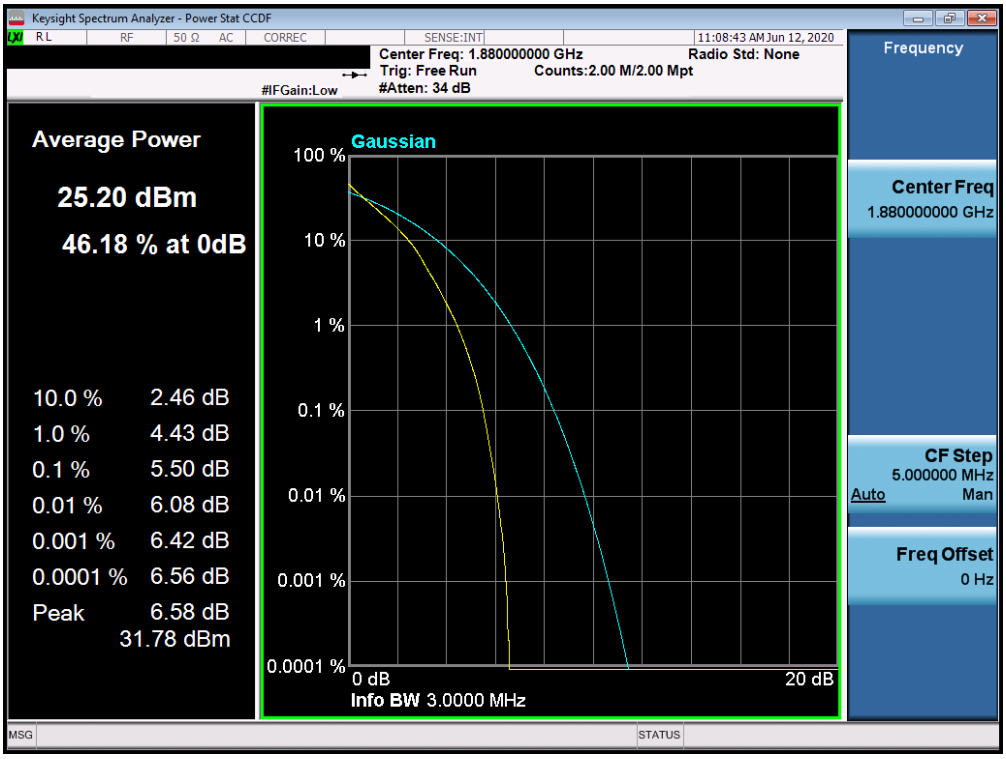

Plot 7-356. PAR Plot (Band 2 - 3.0MHz QPSK - Full RB Configuration)

© 2020 PCTEST
All rights reserved. Unless otherwise specified, no part of this report may be reproduced or utilized in any part, form or by any means, electronic or mechanical, including photocopying and microfilm, without permission in writing from PCTEST. If you have any questions about this international copyright or have an enquiry about obtaining additional rights to this report or assembly of contents thereof, please contact INFO@PCTEST.COM.

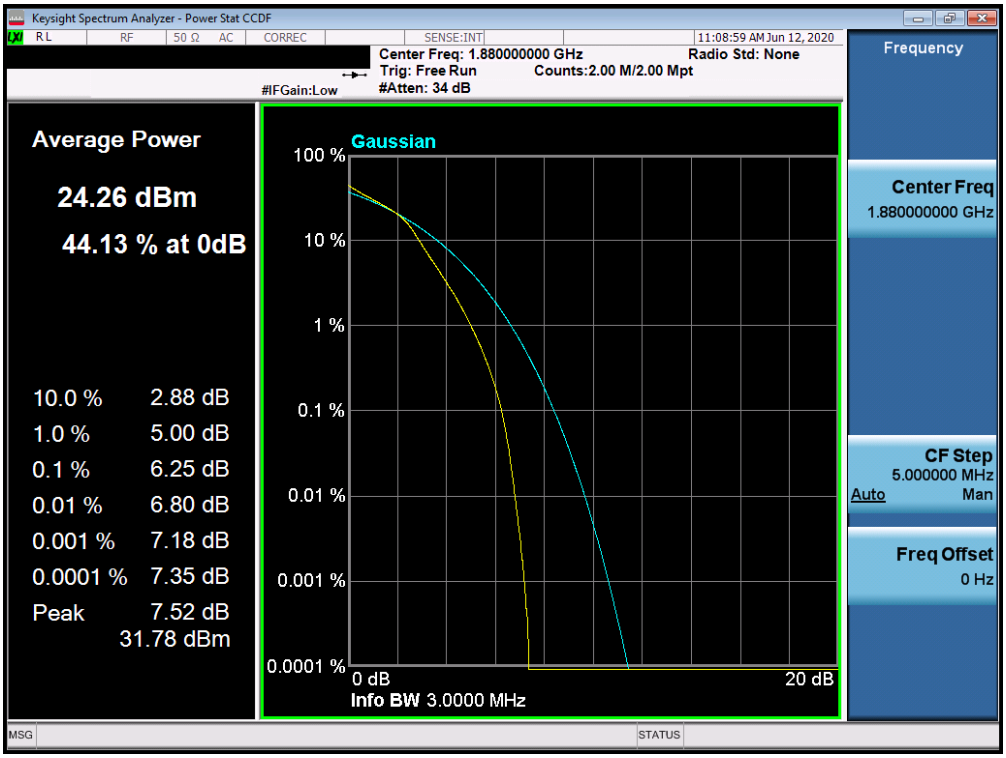

Plot 7-357. PAR Plot (Band 2 - 3.0MHz 16-QAM - Full RB Configuration)

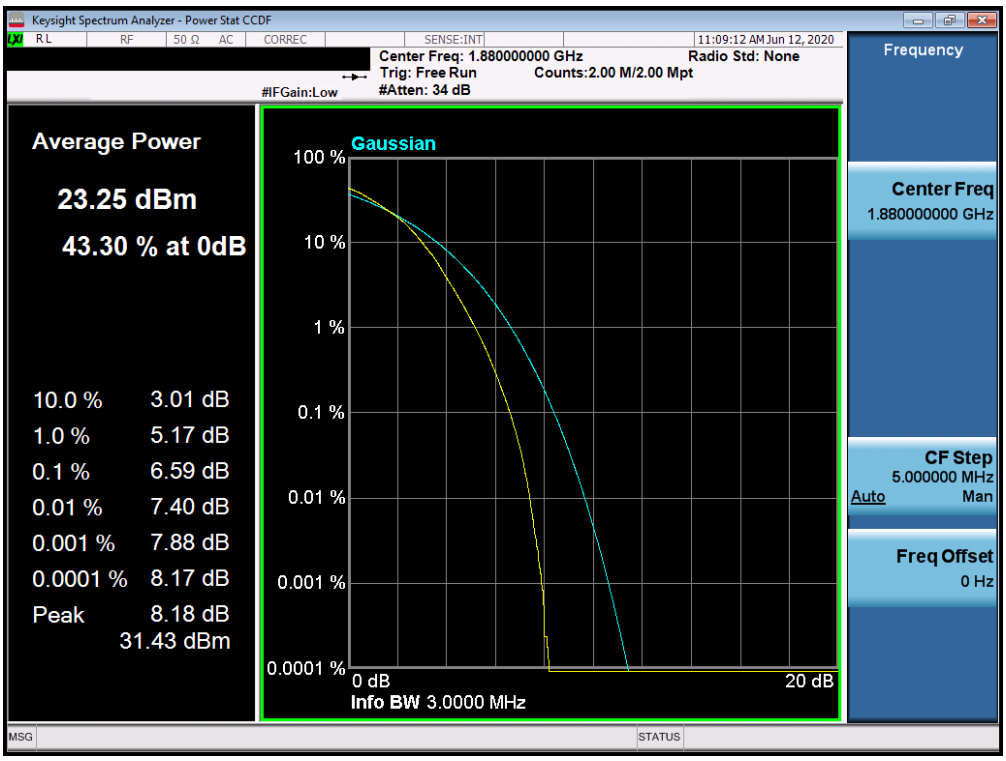

Plot 7-358. PAR Plot (Band 2 - 3.0MHz 64-QAM - Full RB Configuration)

© 2020 PCTEST
All rights reserved. Unless otherwise specified, no part of this report may be reproduced or utilized in any part, form or by any means, electronic or mechanical, including photocopying and microfilm, without permission in writing from PCTEST. If you have any questions about this international copyright or have an enquiry about obtaining additional rights to this report or assembly of contents thereof, please contact INFO@PCTEST.COM.

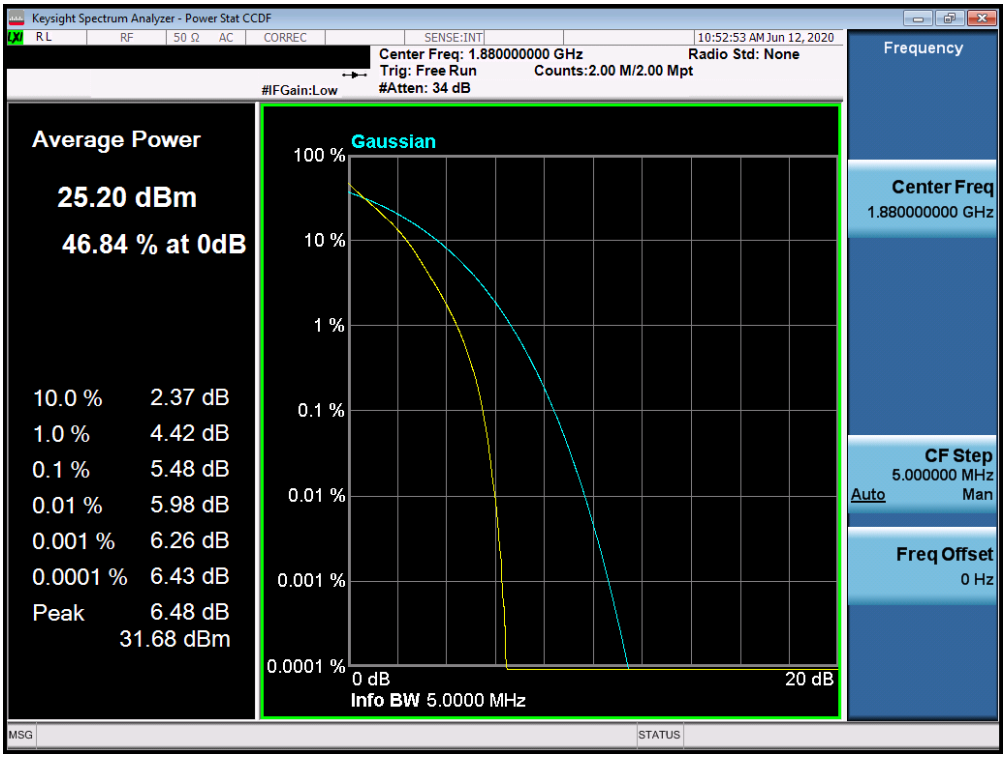

Plot 7-359. PAR Plot (Band 2 - 5.0MHz QPSK - Full RB Configuration)

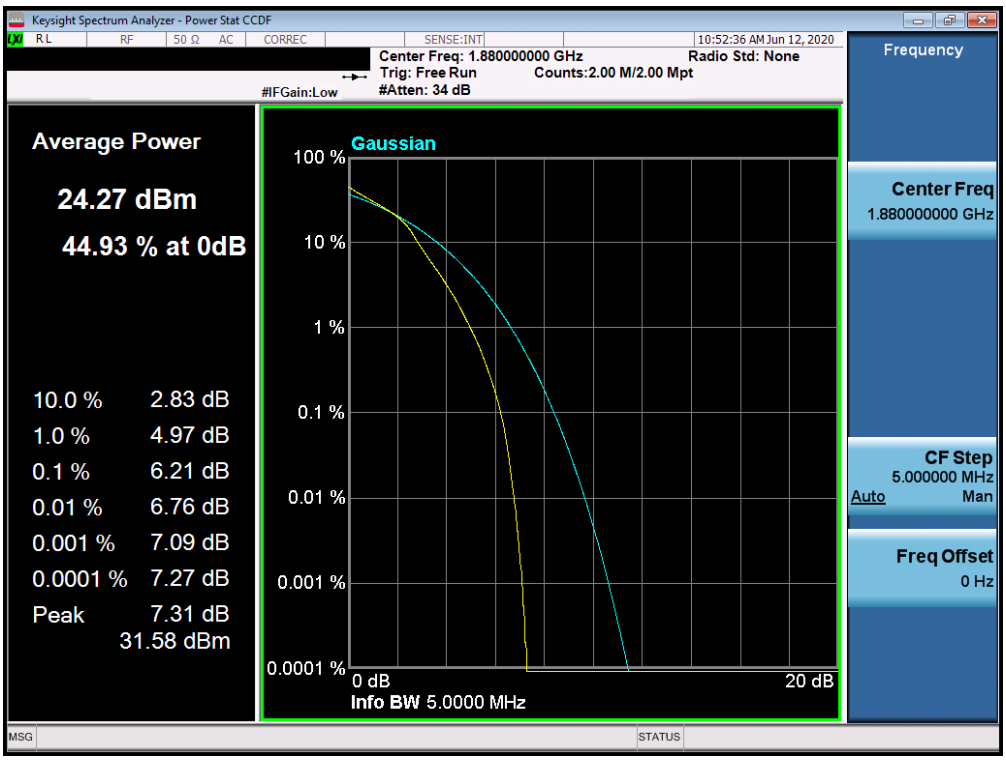

Plot 7-360. PAR Plot (Band 2 - 5.0MHz 16-QAM - Full RB Configuration)

© 2020 PCTEST V 10.1 02/01/2020
All rights reserved. Unless otherwise specified, no part of this report may be reproduced or utilized in any part, form or by any means, electronic or mechanical, including photocopying and microfilm, without permission in writing from PCTEST. If you have any questions about this international copyright or have an enquiry about obtaining additional rights to this report or assembly of contents thereof, please contact INFO@PCTEST.COM.

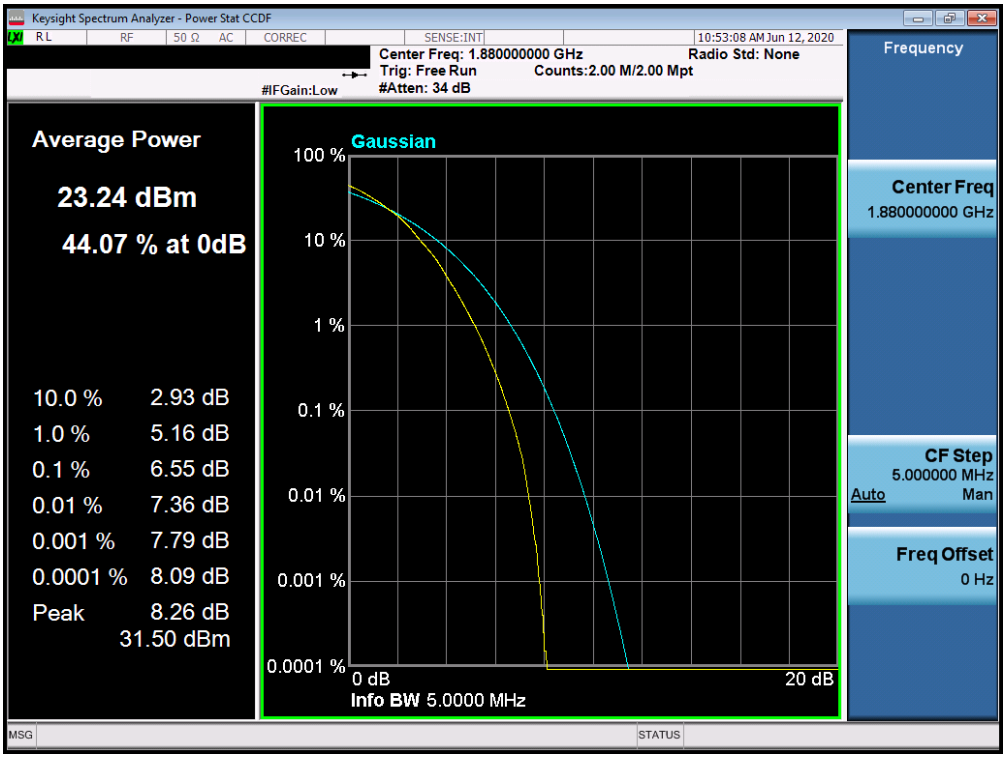

Plot 7-361. PAR Plot (Band 2 - 5.0MHz 64-QAM - Full RB Configuration)

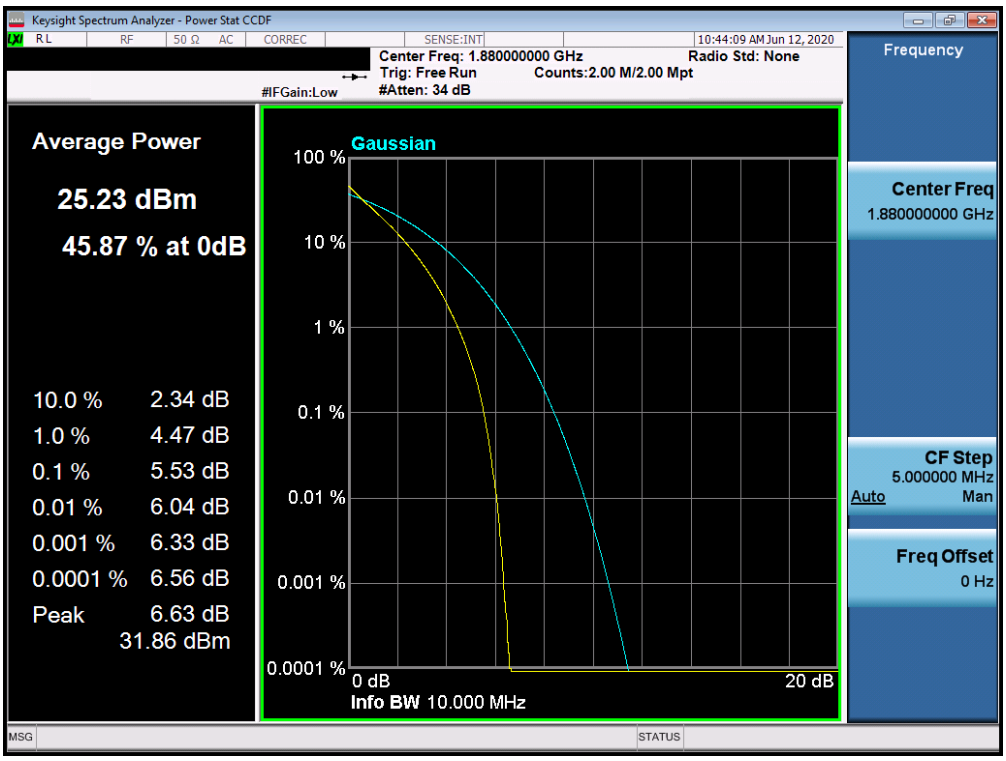

Plot 7-362. PAR Plot (Band 2 - 10.0MHz QPSK - Full RB Configuration)

© 2020 PCTEST
All rights reserved. Unless otherwise specified, no part of this report may be reproduced or utilized in any part, form or by any means, electronic or mechanical, including photocopying and microfilm, without permission in writing from PCTEST. If you have any questions about this international copyright or have an enquiry about obtaining additional rights to this report or assembly of contents thereof, please contact INFO@PCTEST.COM.

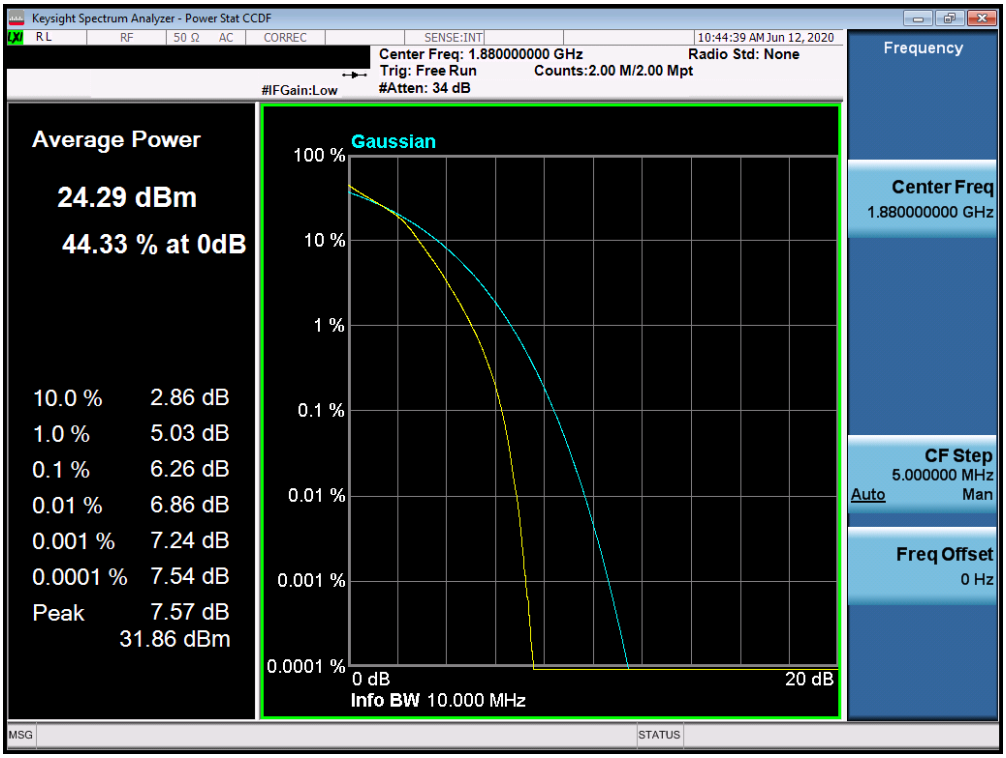

Plot 7-363. PAR Plot (Band 2 - 10.0MHz 16-QAM - Full RB Configuration)

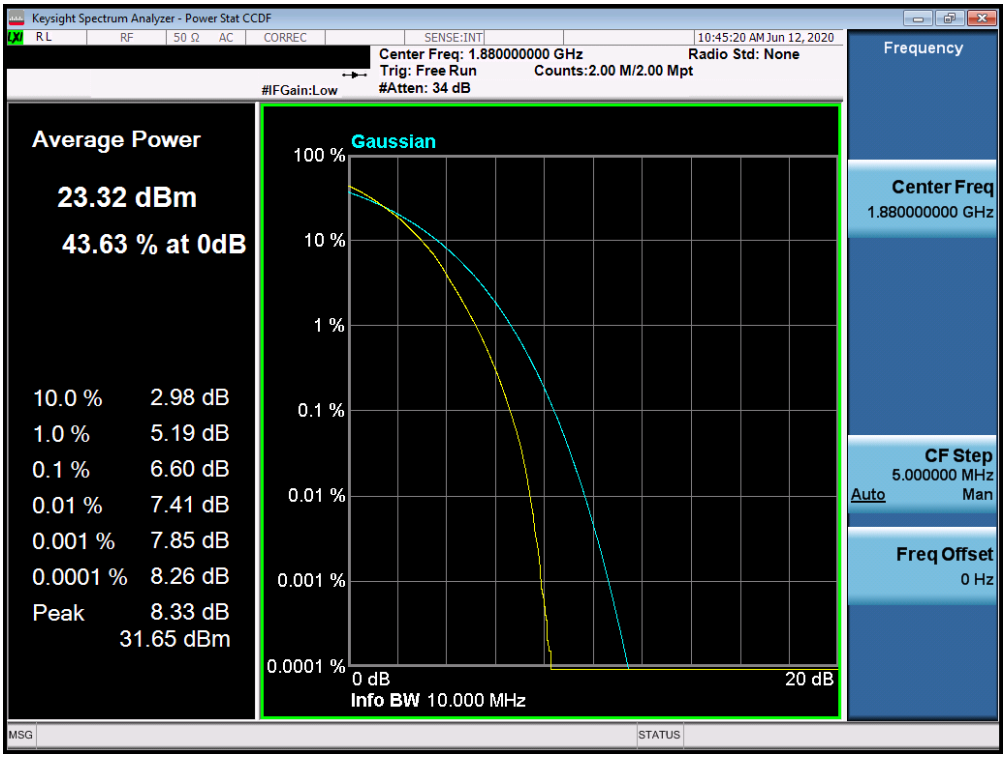

Plot 7-364. PAR Plot (Band 2 - 10.0MHz 64-QAM - Full RB Configuration)

© 2020 PCTEST V 10.1 02/01/2020
All rights reserved. Unless otherwise specified, no part of this report may be reproduced or utilized in any part, form or by any means, electronic or mechanical, including photocopying and microfilm, without permission in writing from PCTEST. If you have any questions about this international copyright or have an enquiry about obtaining additional rights to this report or assembly of contents thereof, please contact INFO@PCTEST.COM.

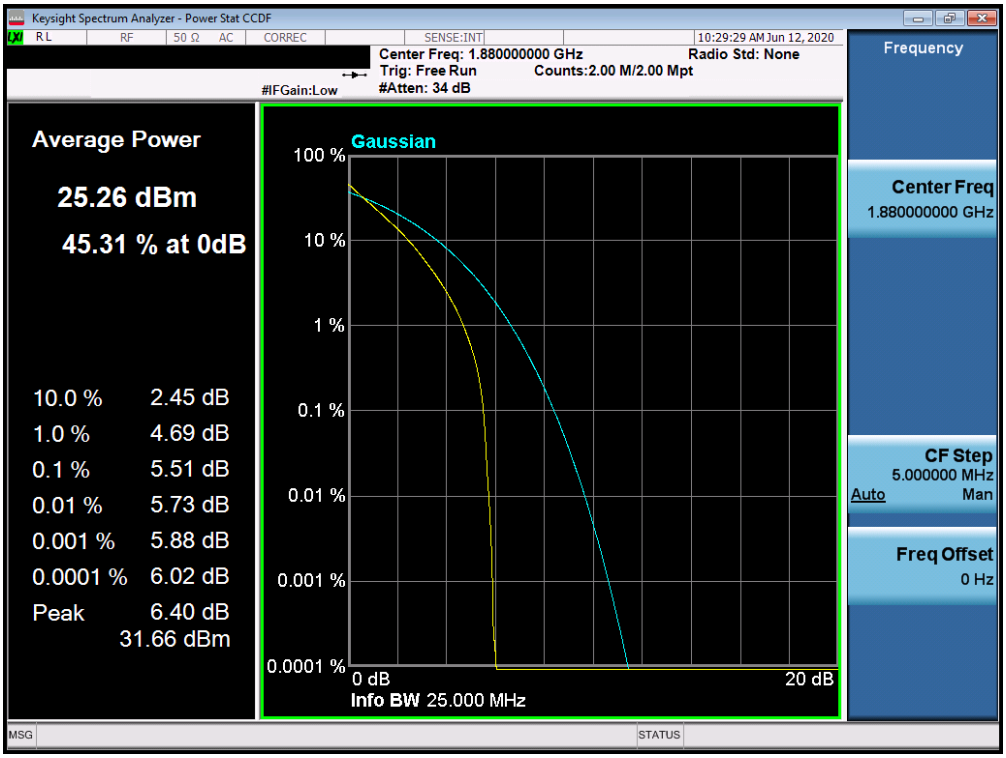

Plot 7-365. PAR Plot (Band 2 - 15.0MHz QPSK - Full RB Configuration)

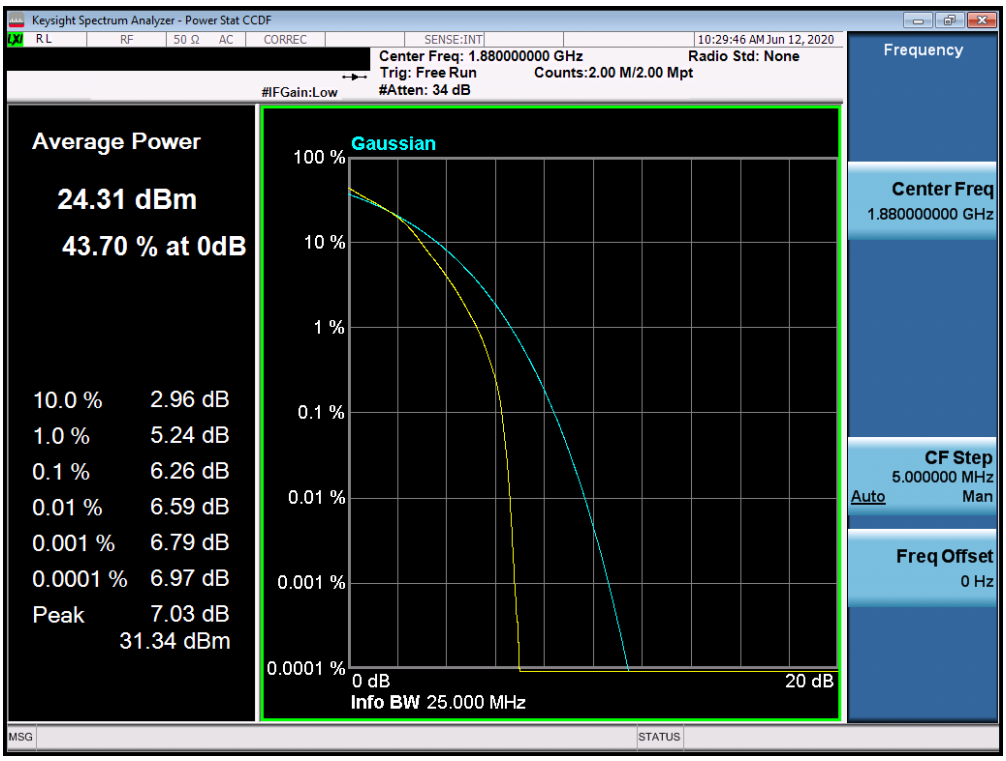

Plot 7-366. PAR Plot (Band 2 - 15.0MHz 16-QAM - Full RB Configuration)

© 2020 PCTEST V 10.1 02/01/2020
All rights reserved. Unless otherwise specified, no part of this report may be reproduced or utilized in any part, form or by any means, electronic or mechanical, including photocopying and microfilm, without permission in writing from PCTEST. If you have any questions about this international copyright or have an enquiry about obtaining additional rights to this report or assembly of contents thereof, please contact INFO@PCTEST.COM.

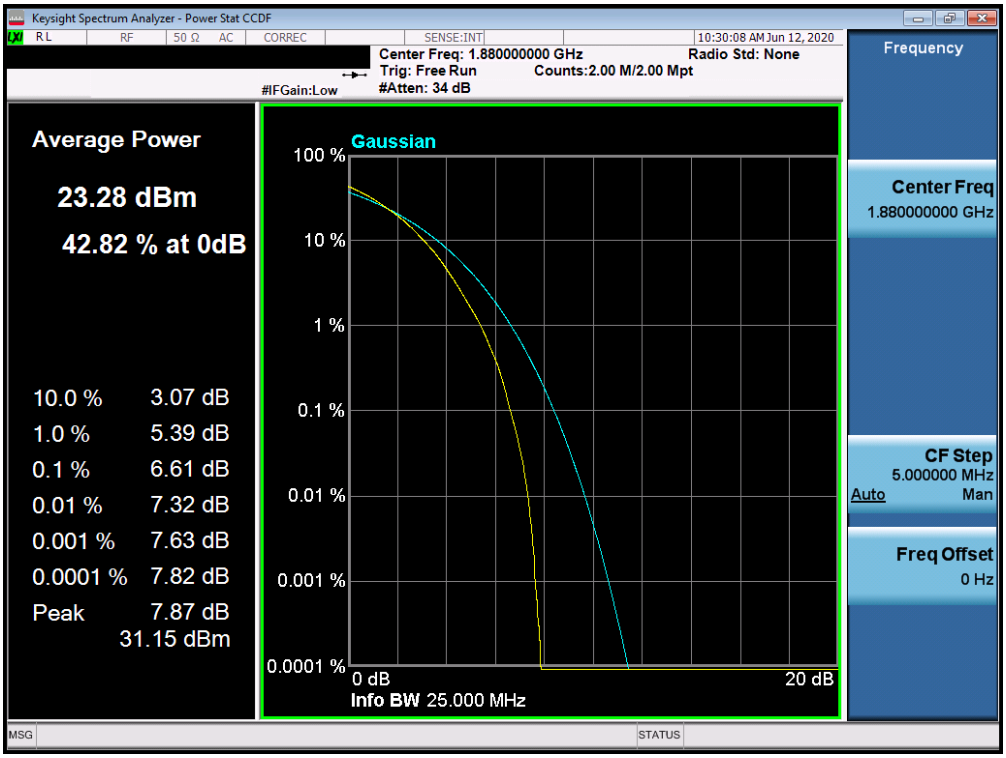

Plot 7-367. PAR Plot (Band 2 - 15.0MHz 64-QAM - Full RB Configuration)

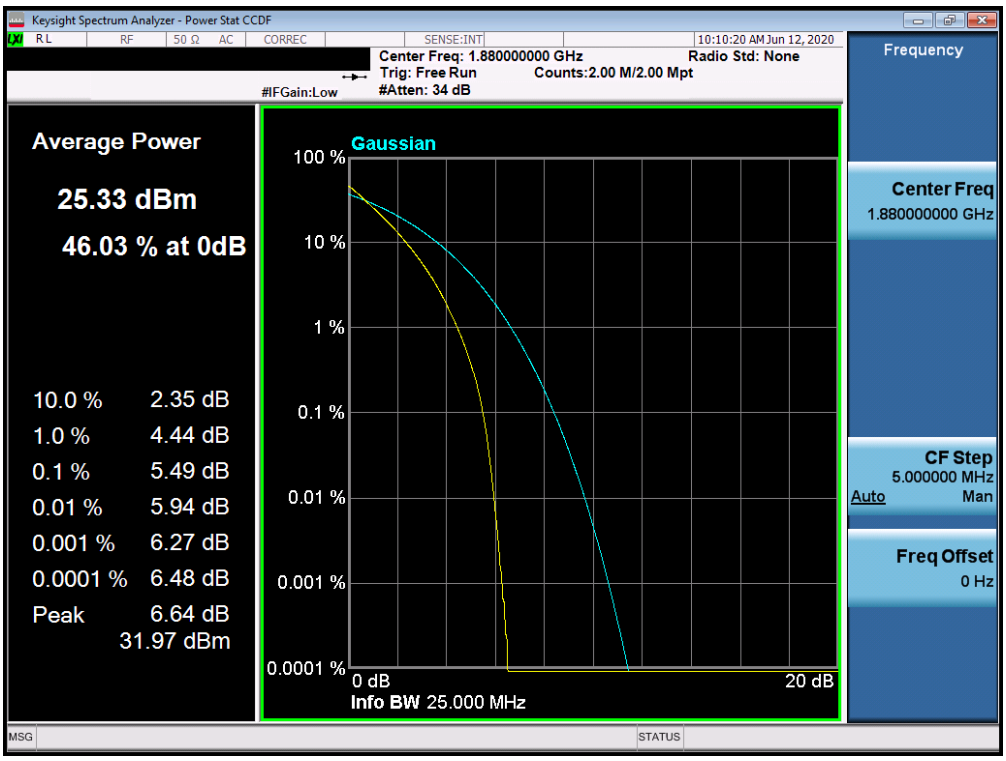

Plot 7-368. PAR Plot (Band 2 - 20.0MHz QPSK - Full RB Configuration)

© 2020 PCTEST
All rights reserved. Unless otherwise specified, no part of this report may be reproduced or utilized in any part, form or by any means, electronic or mechanical, including photocopying and microfilm, without permission in writing from PCTEST. If you have any questions about this international copyright or have an enquiry about obtaining additional rights to this report or assembly of contents thereof, please contact INFO@PCTEST.COM.

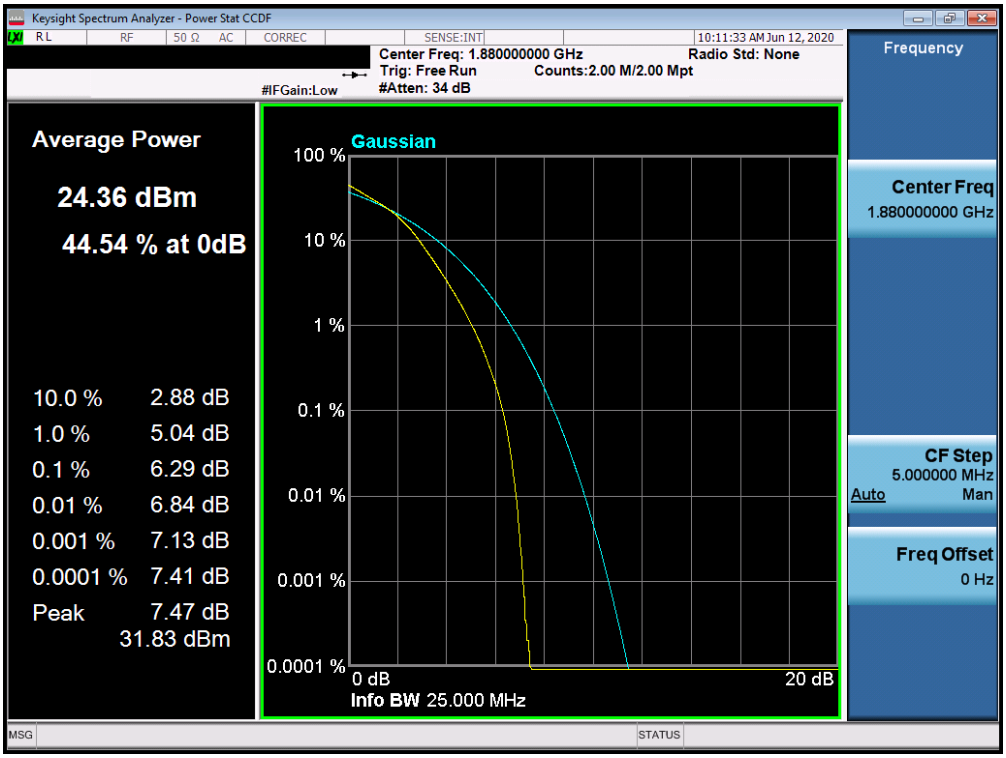

Plot 7-369. PAR Plot (Band 2 - 20.0MHz 16-QAM - Full RB Configuration)

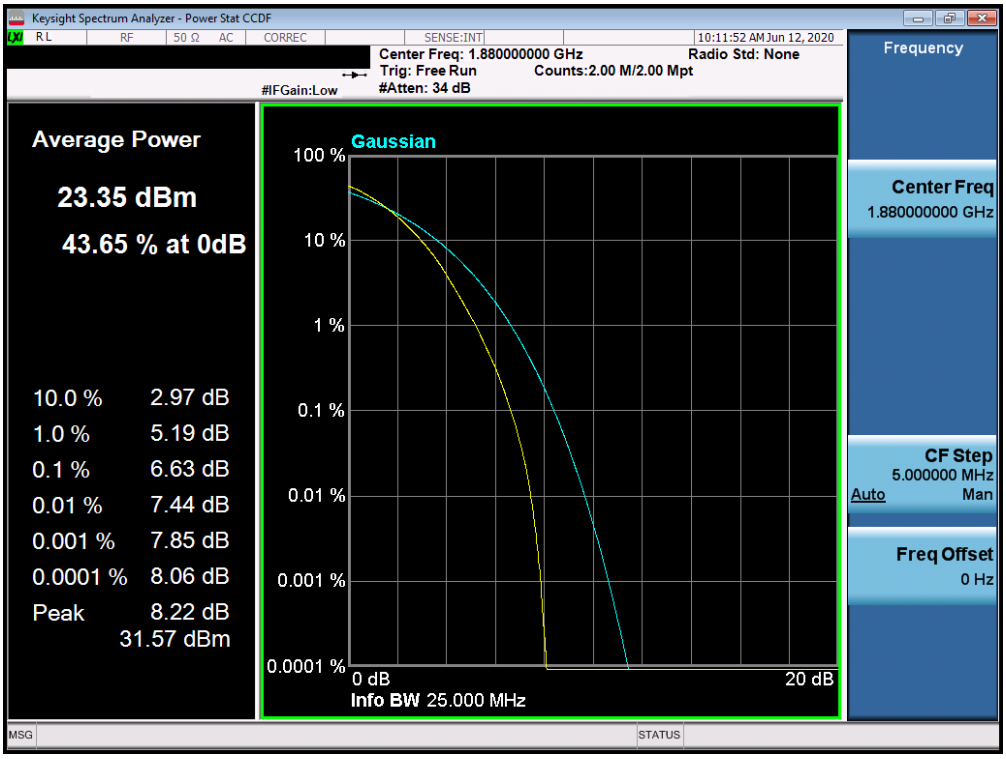

Plot 7-370. PAR Plot (Band 2 - 20.0MHz 64-QAM - Full RB Configuration)

© 2020 PCTEST V 10.1 02/01/2020
All rights reserved. Unless otherwise specified, no part of this report may be reproduced or utilized in any part, form or by any means, electronic or mechanical, including photocopying and microfilm, without permission in writing from PCTEST. If you have any questions about this international copyright or have an enquiry about obtaining additional rights to this report or assembly of contents thereof, please contact INFO@PCTEST.COM.

Band 25

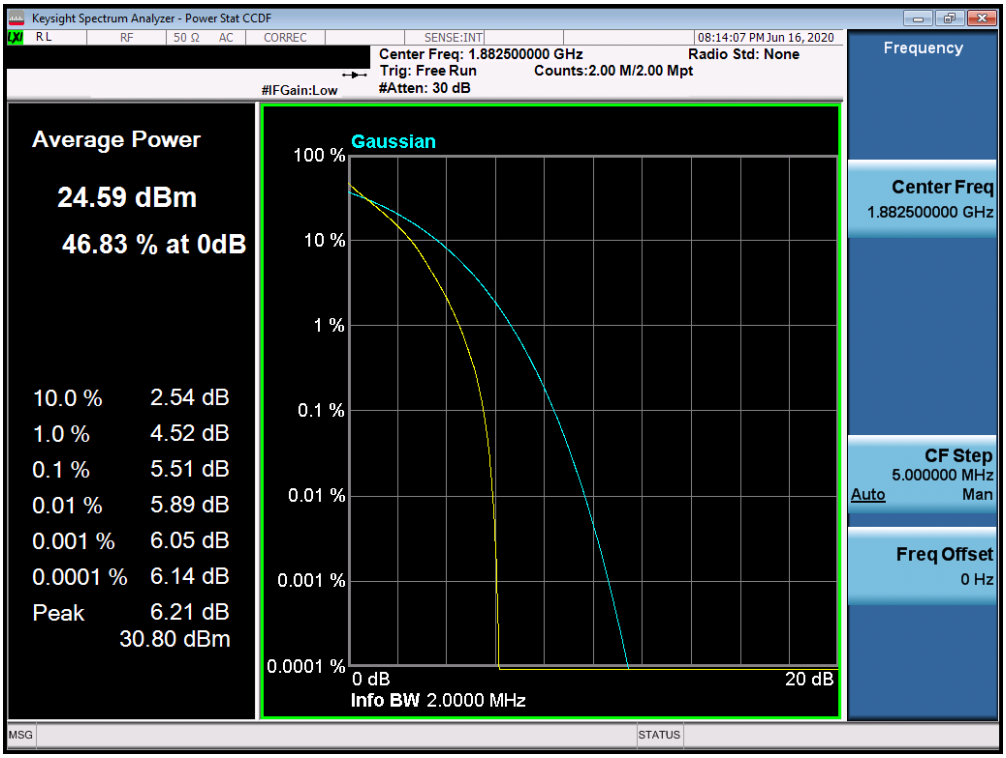

Plot 7-371. PAR Plot (Band 25 - 1.4MHz QPSK - Full RB Configuration)

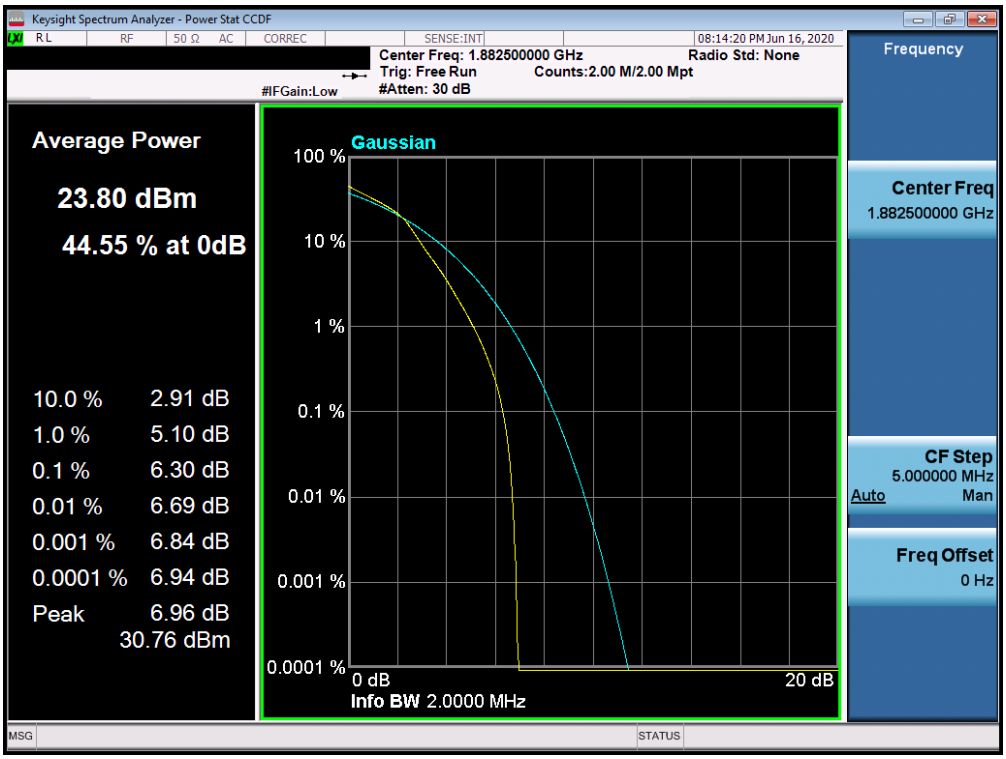

Plot 7-372. PAR Plot (Band 25 - 1.4MHz 16-QAM - Full RB Configuration)

© 2020 PCTEST
All rights reserved. Unless otherwise specified, no part of this report may be reproduced or utilized in any part, form or by any means, electronic or mechanical, including photocopying and microfilm, without permission in writing from PCTEST. If you have any questions about this international copyright or have an enquiry about obtaining additional rights to this report or assembly of contents thereof, please contact INFO@PCTEST.COM.

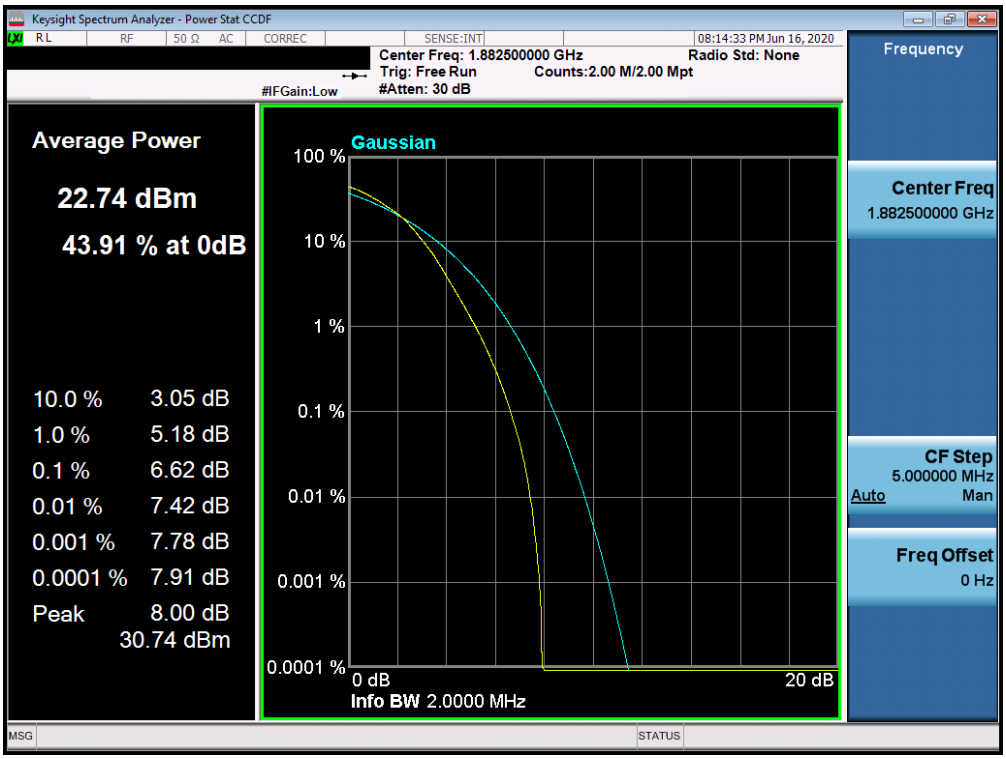

Plot 7-373. PAR Plot (Band 25 - 1.4MHz 64-QAM - Full RB Configuration)

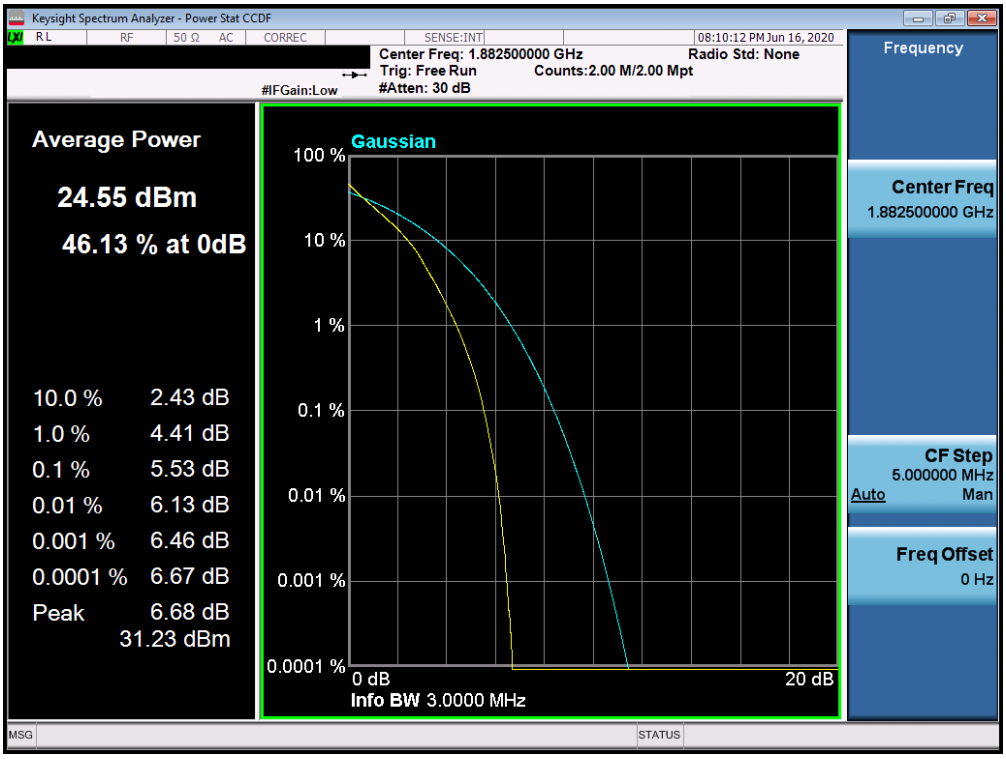

Plot 7-374. PAR Plot (Band 25 - 3.0MHz QPSK - Full RB Configuration)

© 2020 PCTEST
All rights reserved. Unless otherwise specified, no part of this report may be reproduced or utilized in any part, form or by any means, electronic or mechanical, including photocopying and microfilm, without permission in writing from PCTEST. If you have any questions about this international copyright or have an enquiry about obtaining additional rights to this report or assembly of contents thereof, please contact INFO@PCTEST.COM.

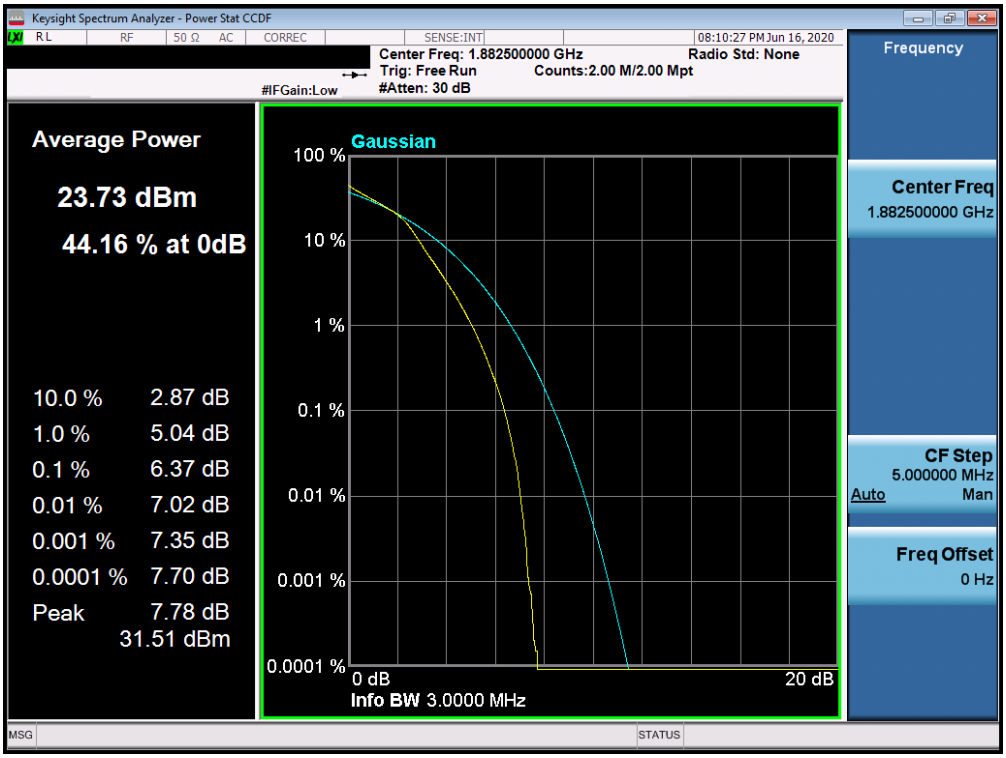

Plot 7-375. PAR Plot (Band 25 - 3.0MHz 16-QAM - Full RB Configuration)

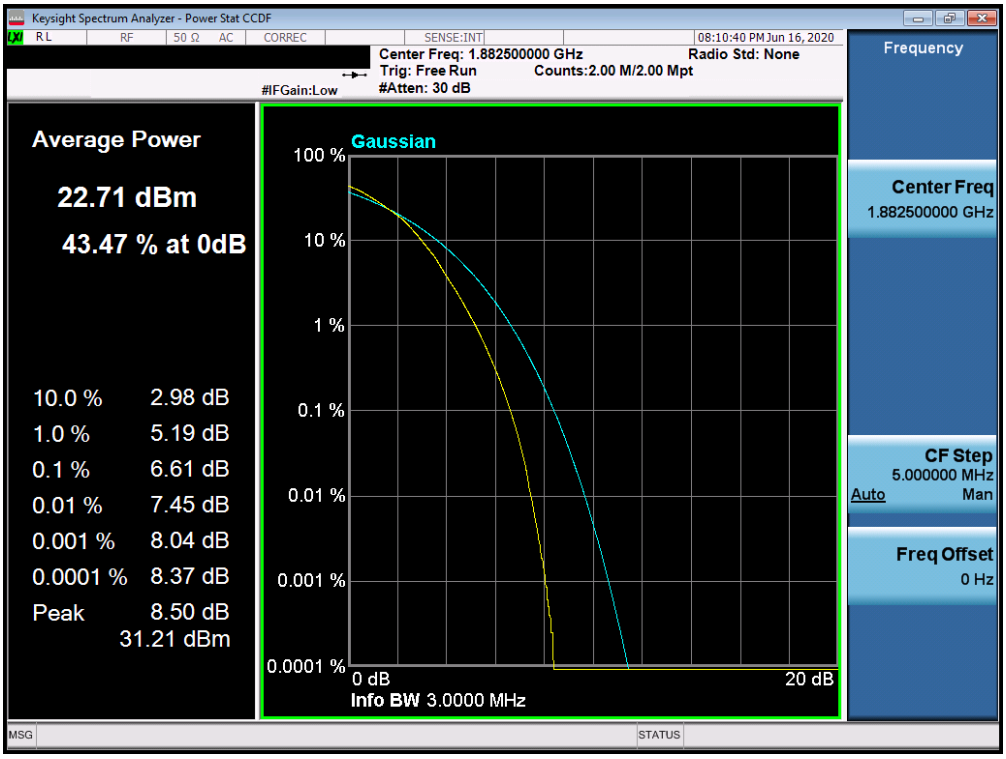

Plot 7-376. PAR Plot (Band 25 - 3.0MHz 64-QAM - Full RB Configuration)

© 2020 PCTEST
All rights reserved. Unless otherwise specified, no part of this report may be reproduced or utilized in any part, form or by any means, electronic or mechanical, including photocopying and microfilm, without permission in writing from PCTEST. If you have any questions about this international copyright or have an enquiry about obtaining additional rights to this report or assembly of contents thereof, please contact INFO@PCTEST.COM.

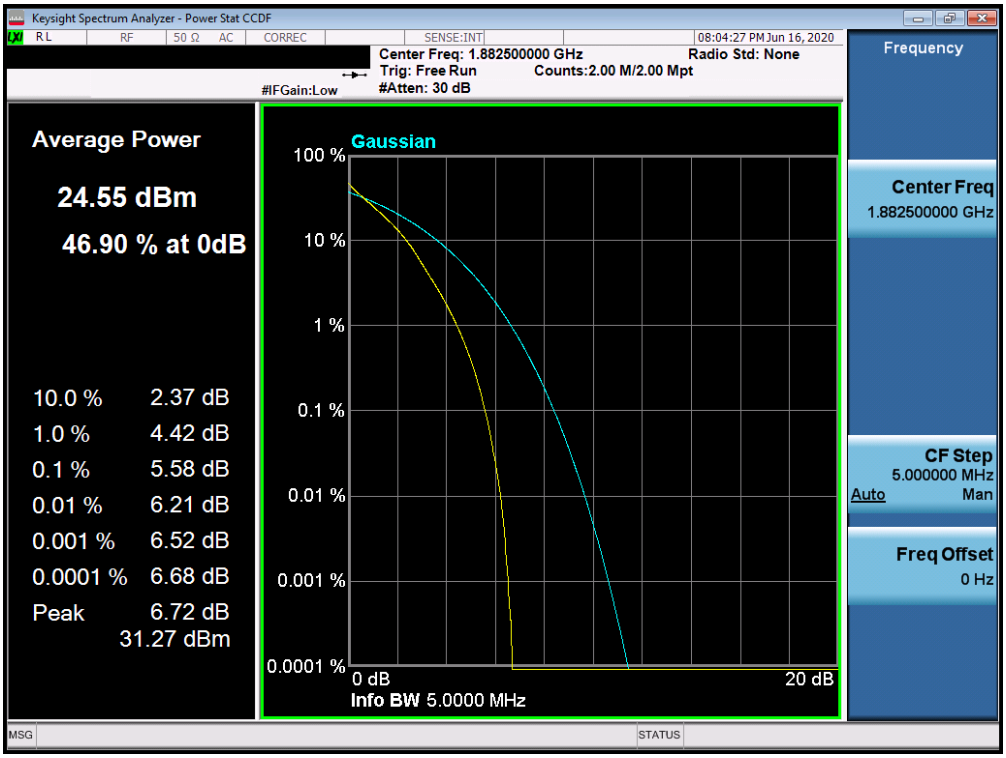

Plot 7-377. PAR Plot (Band 25 - 5.0MHz QPSK - Full RB Configuration)

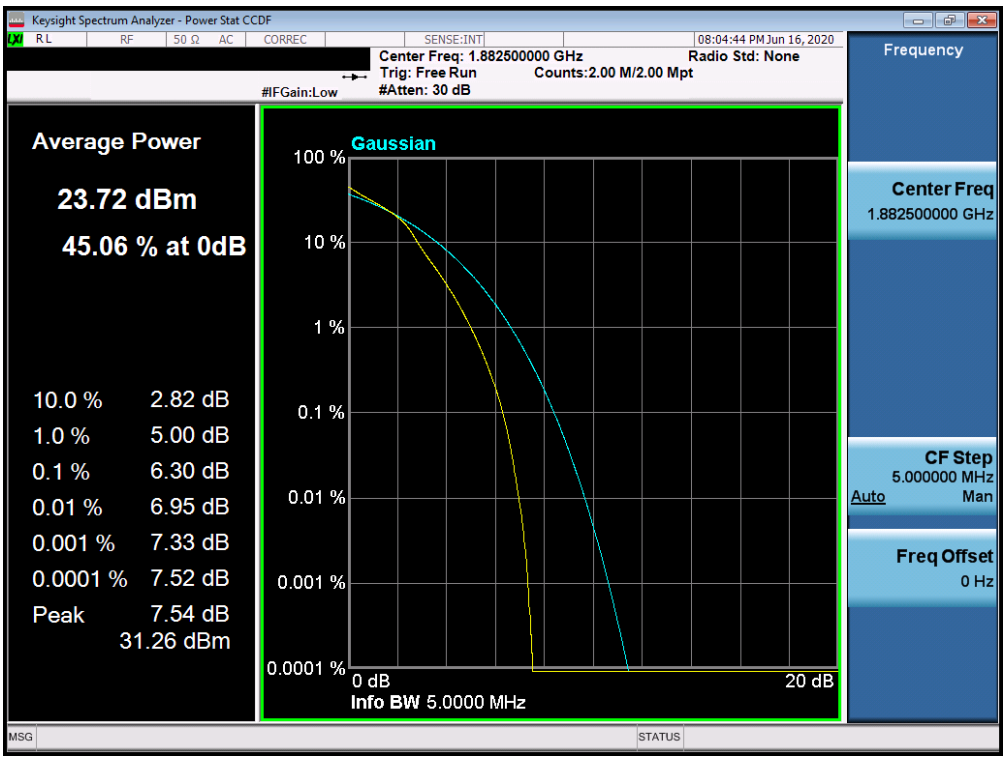

Plot 7-378. PAR Plot (Band 25 - 5.0MHz 16-QAM - Full RB Configuration)

© 2020 PCTEST
All rights reserved. Unless otherwise specified, no part of this report may be reproduced or utilized in any part, form or by any means, electronic or mechanical, including photocopying and microfilm, without permission in writing from PCTEST. If you have any questions about this international copyright or have an enquiry about obtaining additional rights to this report or assembly of contents thereof, please contact INFO@PCTEST.COM.

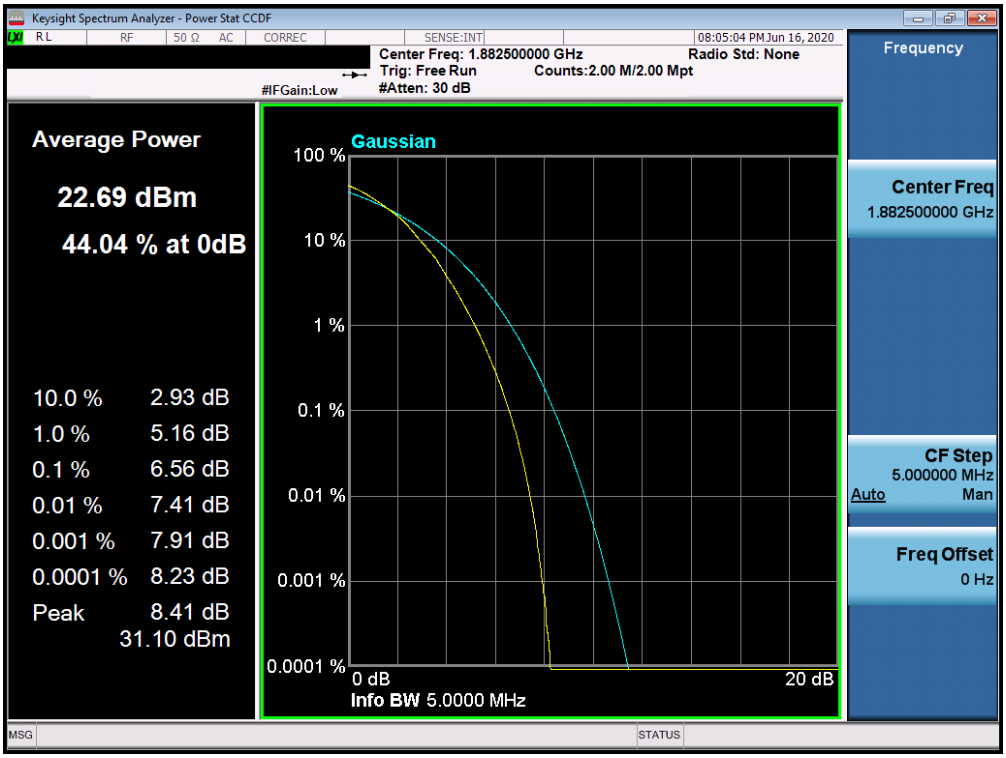

Plot 7-379. PAR Plot (Band 25 - 5.0MHz 64-QAM - Full RB Configuration)

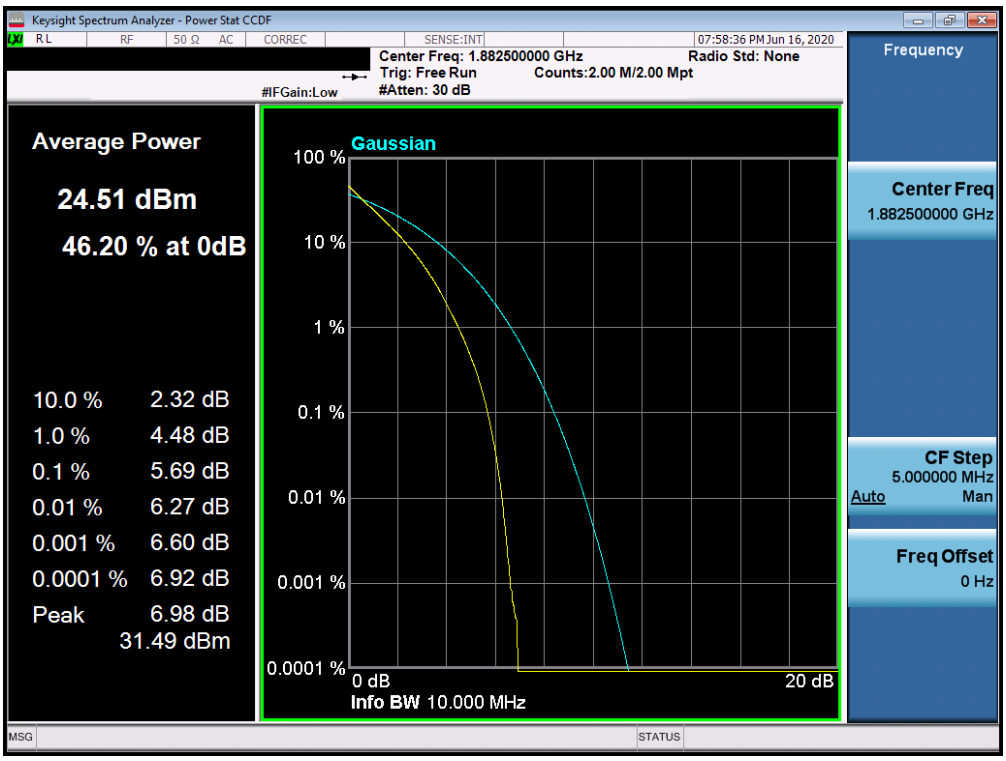

Plot 7-380. PAR Plot (Band 25 - 10.0MHz QPSK - Full RB Configuration)

© 2020 PCTEST
All rights reserved. Unless otherwise specified, no part of this report may be reproduced or utilized in any part, form or by any means, electronic or mechanical, including photocopying and microfilm, without permission in writing from PCTEST. If you have any questions about this international copyright or have an enquiry about obtaining additional rights to this report or assembly of contents thereof, please contact INFO@PCTEST.COM.

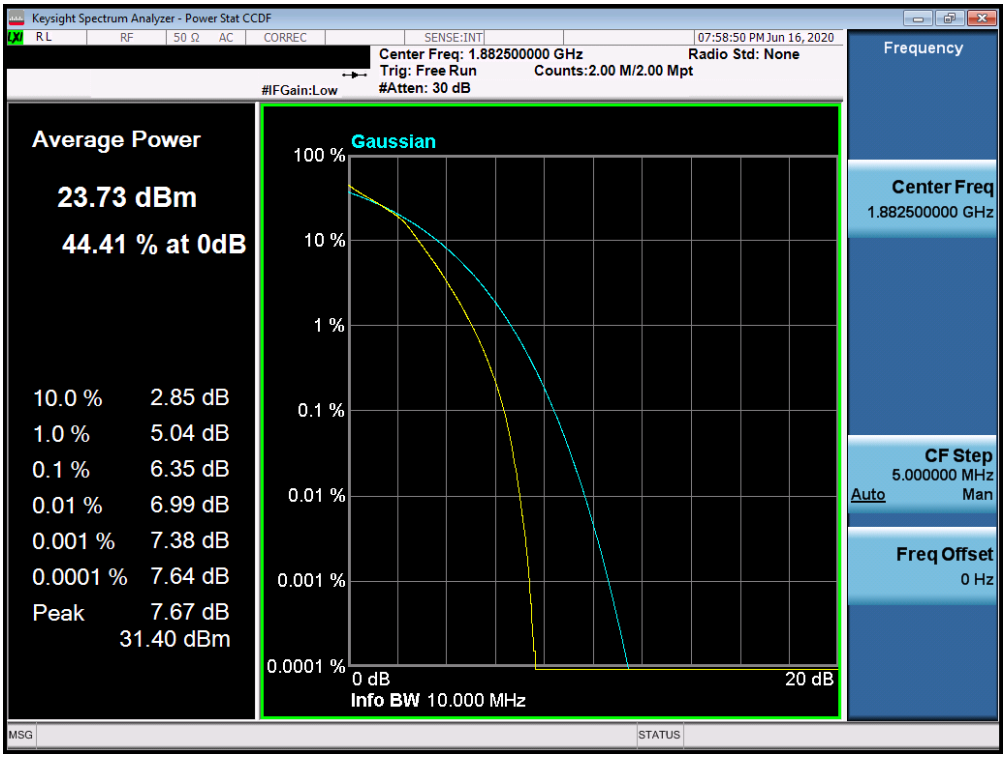

Plot 7-381. PAR Plot (Band 25 - 10.0MHz 16-QAM - Full RB Configuration)

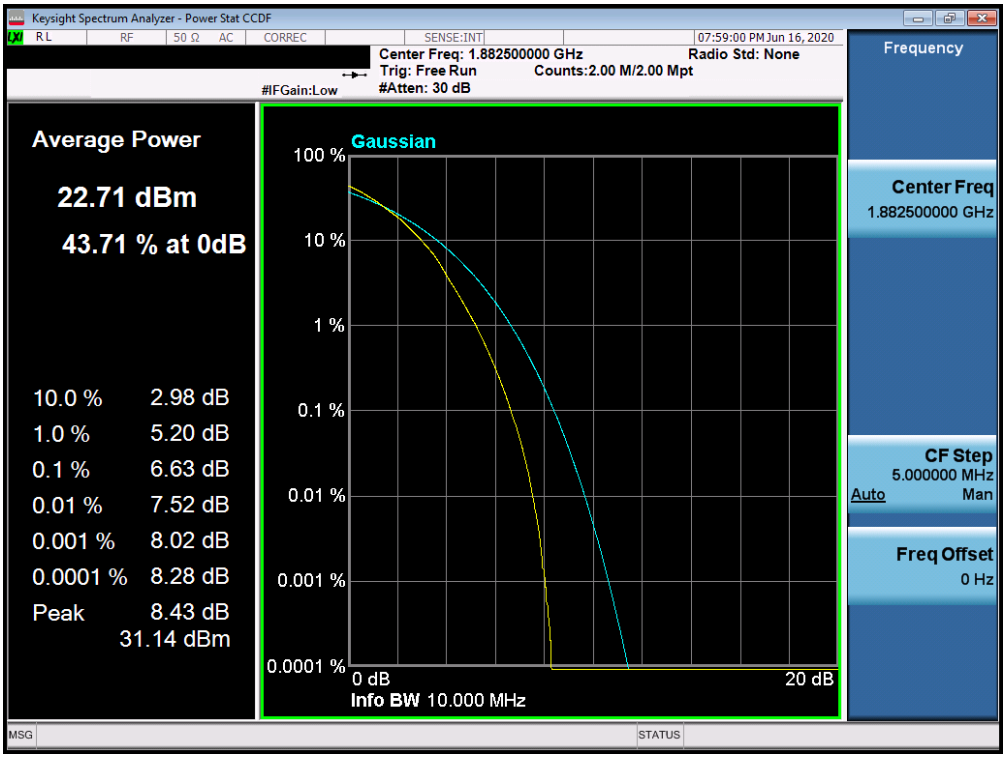

Plot 7-382. PAR Plot (Band 25 - 10.0MHz 64-QAM - Full RB Configuration)

© 2020 PCTEST
All rights reserved. Unless otherwise specified, no part of this report may be reproduced or utilized in any part, form or by any means, electronic or mechanical, including photocopying and microfilm, without permission in writing from PCTEST. If you have any questions about this international copyright or have an enquiry about obtaining additional rights to this report or assembly of contents thereof, please contact INFO@PCTEST.COM.

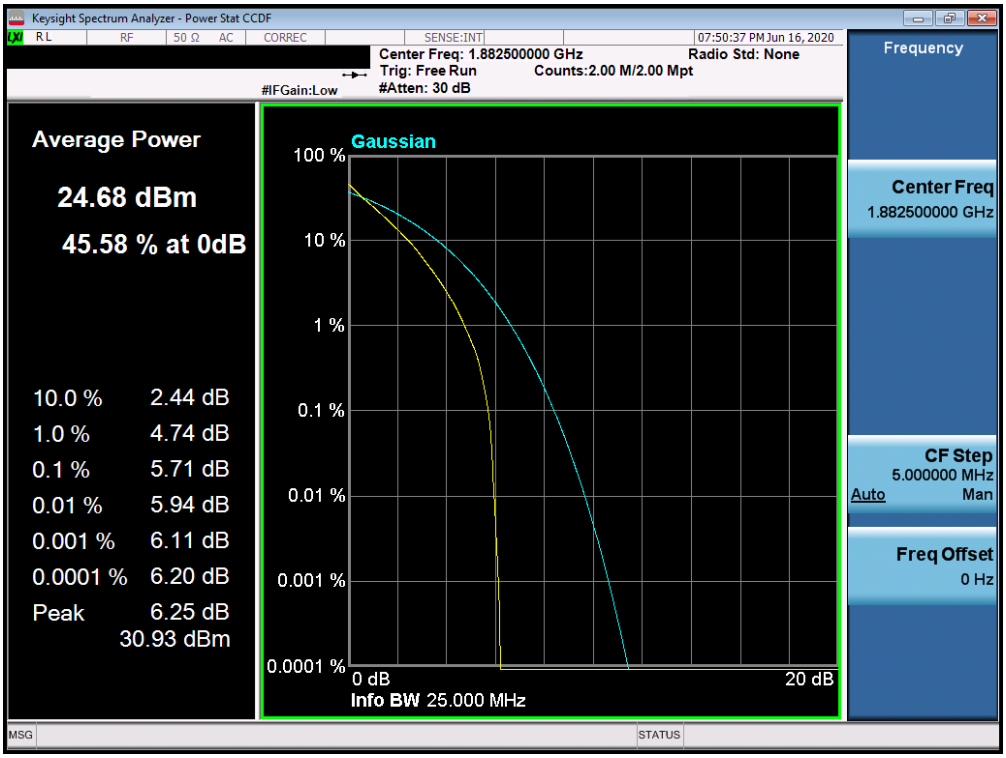

Plot 7-383. PAR Plot (Band 25 - 15.0MHz QPSK - Full RB Configuration)

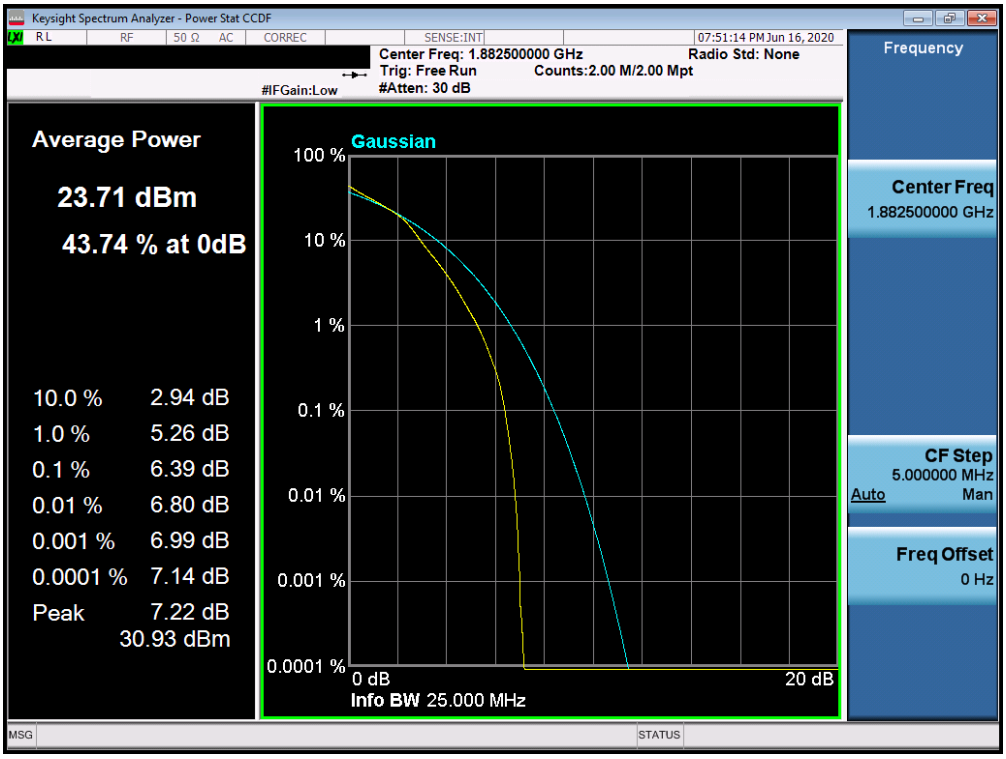

Plot 7-384. PAR Plot (Band 25 - 15.0MHz 16-QAM - Full RB Configuration)

© 2020 PCTEST
All rights reserved. Unless otherwise specified, no part of this report may be reproduced or utilized in any part, form or by any means, electronic or mechanical, including photocopying and microfilm, without permission in writing from PCTEST. If you have any questions about this international copyright or have an enquiry about obtaining additional rights to this report or assembly of contents thereof, please contact INFO@PCTEST.COM.

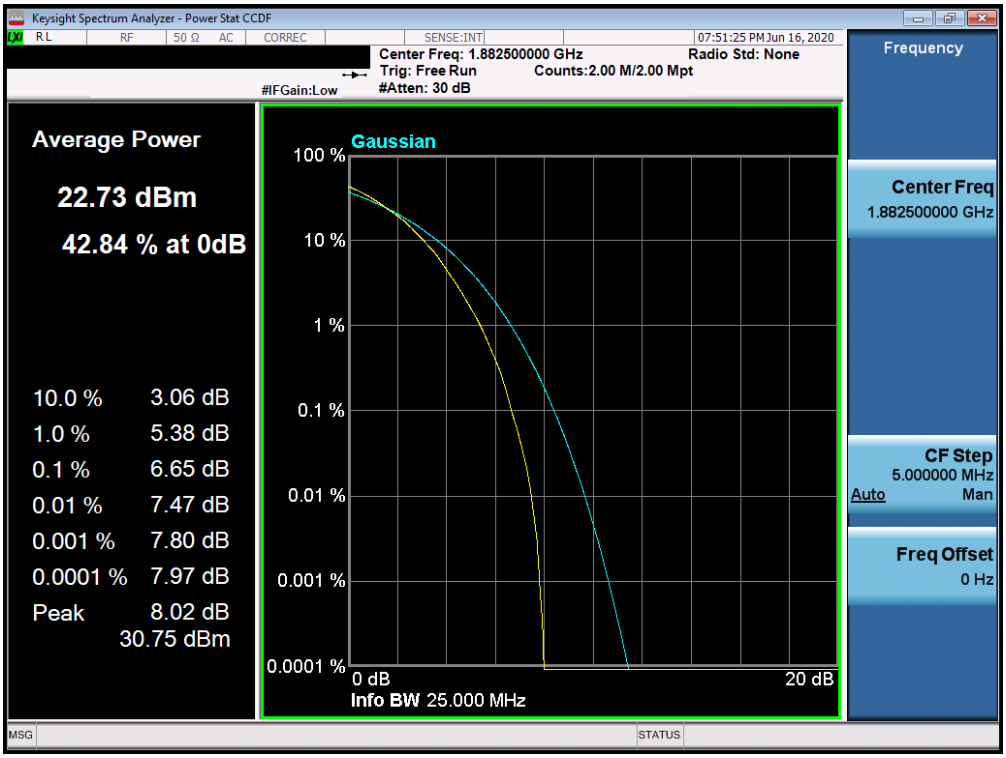

Plot 7-385. PAR Plot (Band 25 - 15.0MHz 64-QAM - Full RB Configuration)

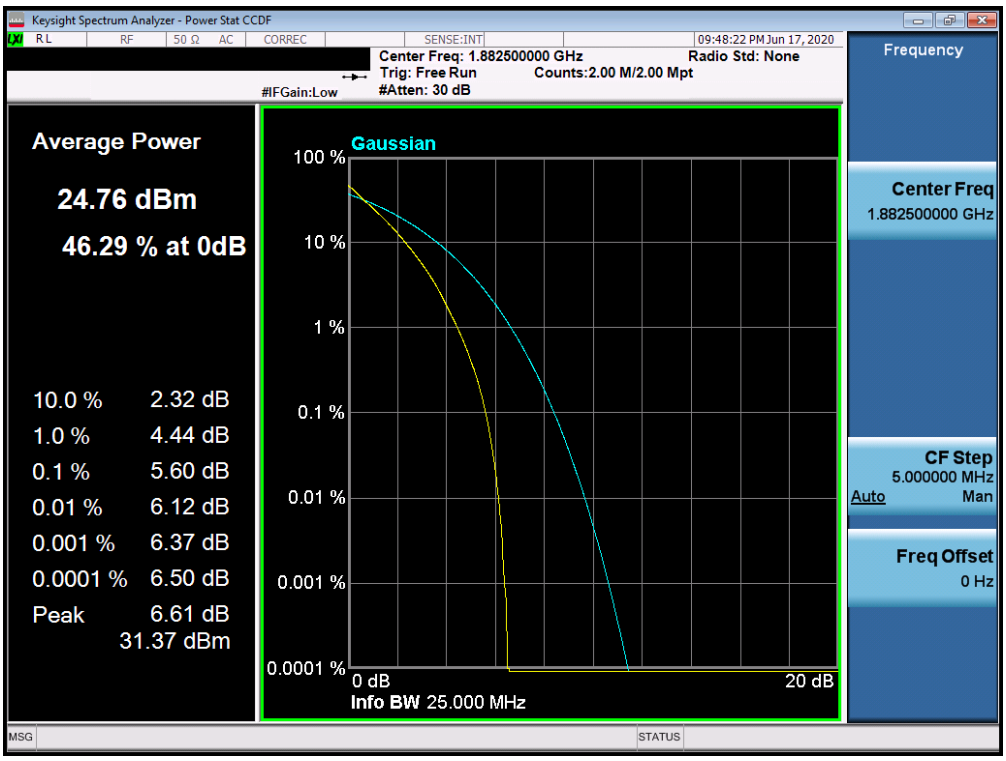

Plot 7-386. PAR Plot (Band 25 - 20.0MHz QPSK - Full RB Configuration)

© 2020 PCTEST
All rights reserved. Unless otherwise specified, no part of this report may be reproduced or utilized in any part, form or by any means, electronic or mechanical, including photocopying and microfilm, without permission in writing from PCTEST. If you have any questions about this international copyright or have an enquiry about obtaining additional rights to this report or assembly of contents thereof, please contact INFO@PCTEST.COM.

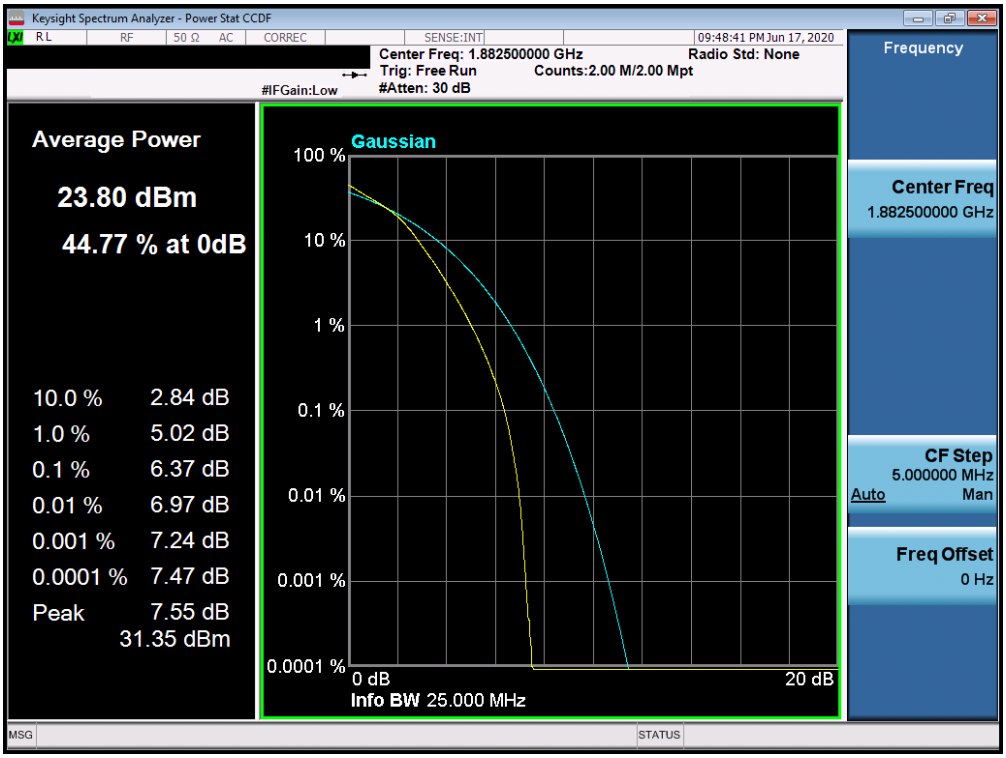

Plot 7-387. PAR Plot (Band 25 - 20.0MHz 16-QAM - Full RB Configuration)

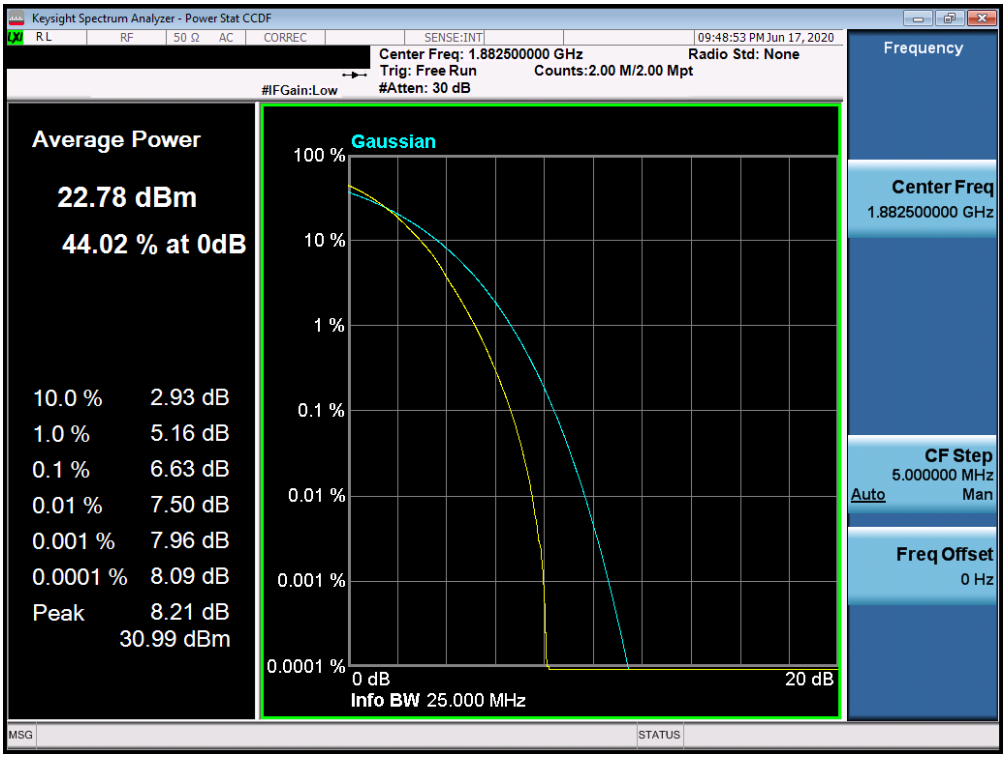

Plot 7-388. PAR Plot (Band 25 - 20.0MHz 64-QAM - Full RB Configuration)

© 2020 PCTEST
All rights reserved. Unless otherwise specified, no part of this report may be reproduced or utilized in any part, form or by any means, electronic or mechanical, including photocopying and microfilm, without permission in writing from PCTEST. If you have any questions about this international copyright or have an enquiry about obtaining additional rights to this report or assembly of contents thereof, please contact INFO@PCTEST.COM.