FCC and ISED Test Report

Apple Inc
Model: A2438

In accordance with FCC 47 CFR Part 15E, ISED RSS-247 and ISED RSS-GEN (5 GHz WLAN)

Prepared for: Apple Inc
One Apple Park Way, Cupertino, California, 95014, USA

FCC ID: BCGA2438 IC: 579C-A2438

COMMERCIAL-IN-CONFIDENCE

Document 75948887-12 Issue 01

SIGNATURE			
NAME	**JOB TITLE**	**RESPONSIBLE FOR**	**ISSUE DATE**
Phil Harrison	Senior Engineer	Authorised Signatory	11 February 2021

Signatures in this approval box have checked this document in line with the requirements of TÜV SÜD document control rules.

ENGINEERING STATEMENT

The measurements shown in this report were made in accordance with the procedures described on test pages. All reported testing was carried out on a sample equipment to demonstrate limited compliance with FCC 47 CFR Part 15E, ISED RSS-247 and ISED RSS-GEN. The sample tested was found to comply with the requirements defined in the applied rules.

RESPONSIBLE FOR	NAME	DATE	SIGNATURE
Testing	Mohamud Mohamud	11 February 2021	
Testing	Aasim Butt	11 February 2021	
Testing	Ahmad Javid	11 February 2021	
Testing	Mohammad Malik	11 February 2021	
Testing	George Porter	11 February 2021	
Testing	Nandhini Mathivanan	11 February 2021	

FCC Accreditation
90987 Octagon House, Fareham Test Laboratory

ISED Accreditation
12669A Octagon House, Fareham Test Laboratory

EXECUTIVE SUMMARY

A sample of this product was tested and found to be compliant with FCC 47 CFR Part 15E: 2019, ISED RSS-247: Issue 2 (2017-02) and ISED RSS-GEN: Issue 5 A1 (2019-03) for the tests detailed in section 1.3.

DISCLAIMER AND COPYRIGHT

This non-binding report has been prepared by TÜV SÜD with all reasonable skill and care. The document is confidential to the potential Client and TÜV SÜD. No part of this document may be reproduced without the prior written approval of TÜV SÜD. © 2021 TÜV SÜD. This report relates only to the actual item/items tested.

ACCREDITATION

Our UKAS Accreditation does not cover opinions and interpretations and any expressed are outside the scope of our UKAS Accreditation. Results of tests not covered by our UKAS Accreditation Schedule are marked NUA (Not UKAS Accredited).

TÜV SÜD
is a trading name of TUV SUD Ltd
Registered in Scotland at East Kilbride, Glasgow G75 0QF, United Kingdom
Registered number: SC215164

TUV SUD Ltd is a
TÜV SÜD Group Company

Phone: +44 (0) 1489 558100
Fax: +44 (0) 1489 558101
www.tuv-sud.co.uk

TÜV SÜD
Octagon House
Concorde Way
Fareham
Hampshire PO15 5RL
United Kingdom

Contents

1 Report Summary 2

1.1 Report Modification Record 2
1.2 Introduction 2
1.3 Brief Summary of Results 3
1.4 Product Information 4
1.5 Deviations from the Standard 5
1.6 EUT Modification Record 6
1.7 Test Location 6

2 Test Details 7

2.1 Maximum Conducted Output Power 7
2.2 Maximum Conducted Power Spectral Density 44
2.3 Emission Bandwidth 158
2.4 Authorised Band Edges 619
2.5 Restricted Band Edges 684
2.6 Spurious Radiated Emissions 733
2.7 Channel Move Time, Channel Closing Transmission Time and Non-Occupancy Period 767

3 Measurement Uncertainty 778

1 Report Summary

1.1 Report Modification Record

Alterations and additions to this report will be issued to the holders of each copy in the form of a complete document.

Issue	Description of Change	Date of Issue
1	First Issue	11 February 2021

Table 1

1.2 Introduction

Applicant	Apple Inc
Manufacturer	Apple Inc
Model Number(s)	A2438
Serial Number(s)	C02DM007087Q, C02DM00V087Y and C02DM00Q087X
Hardware Version(s)	REV 1.0
Software Version(s)	20D20 & 20W430340t
Number of Samples Tested	3
Test Specification/Issue/Date	FCC 47 CFR Part 15E: 2019 ISED RSS-247: Issue 2 (2017-02) ISED RSS-GEN: Issue 5 A1 (2019-03)
Order Number Date	0540201117 05-May-2020
Date of Receipt of EUT	02-October-2020
Start of Test	09-November-2020
Finish of Test	09-January-2021
Name of Engineer(s)	Mohamud Mohamud, Aasim Butt, Ahmad Javid, Mohammad Malik, George Porter, and Nandhini Mathivanan
Related Document(s)	ANSI C63.10 (2013) ANSI C63.4 (2014) KDB 662911 D01 v02r01 KDB 905462 D02 v02

1.3 Brief Summary of Results

A brief summary of the tests carried out in accordance with FCC 47 CFR Part 15E, ISED RSS-247 and ISED RSS-GEN is shown below.

Section	Specification Clause			Test Description	Result	Comments/Base Standard
	Part 15E	RSS-247	RSS-GEN			
Configuration and Mode: 5 GHz WLAN						
-	15.203	-	-	Antenna Requirement	N/T	The devices complies with the provisions of this section, as it uses permanently attached integral antennas.
2.1	15.407 (a)	6.2	-	Maximum Conducted Output Power	Pass	
2.2	15.407 (a)	6.2	-	Maximum Conducted Power Spectral Density	Pass	
2.3	15.407 (a)	6.2	-	Emission Bandwidth	Pass	
2.4	15.407 (b)	6.2	-	Authorised Band Edges	Pass	
2.5	15.205	-	8.10	Restricted Band Edges	Pass	
2.6	15.407 (b) and 15.205	6.2	-	Spurious Radiated Emissions	Pass	
2.7	15.407 (h)(2)(iii)(iv)	6.3.2(c)(d)(e)	-	Channel Move Time, Channel Closing Transmission Time and Non-Occupancy Period	Pass	
Configuration and Mode: 5 GHz WLAN - Client to Client						
2.7	15.407 (h)(2)(iii)(iv)	6.3.2(c)(d)(e)	-	Channel Move Time, Channel Closing Transmission Time and Non-Occupancy Period	Pass	

Table 2

1.4 Product Information

1.4.1 Technical Description

The Equipment Under Test (EUT) was a desktop computer with Bluetooth, Bluetooth Low Energy and 802.11 a/b/g/n/ac/ax capabilities in the 2.4 GHz and 5 GHz bands.

1.4.2 Test Modes

The 802.11 radio supports Single Input/Single Output (SISO) and 2x2 MIMO (Multiple Input/Multiple Output) modes. 802.11n, ac, and ax modes support 20 MHz, 40 MHz, and 80 MHz channel bandwidths (802.11a supports 20 MHz channels only).

802.11a mode supports SISO operation only.

802.11n and ac modes support SISO, Cyclic Delay Diversity (CDD), Space Division Multiplexing (SDM), Space-Time Block Coding (STBC) and Transmit Beamforming (TxBF) configurations.

802.11ax supports SISO, CDD, and SDM modes. This includes 802.11ax Single User (SU) operation in all bands. Multi-User MIMO (MU-MIMO) modes support a Resource Unit (RU) size of 26 subcarriers for U-NII-1 and U-NII-3 bands only, and RU sizes of 52/106/242/484/996 subcarriers in all bands, where applicable based on channel bandwidth.

The EUT uses different output powers per core, dependent on how many cores are used. The EUT also uses different power tables for Cyclic Delay Diversity (CDD), Space Division Multiplexing (SDM), and transmit beamforming (TxBF) modes. It uses the same conducted power across all cores in any given mode, but due to the different antenna gains the radiated powers per core differ. US and CA country codes change the power table used for U-NII band 1. Therefore, U-NII-1 channels were tested using both power settings for each country's respective limits.

After preliminary investigations were performed to find worst-case operation, the EUT was tested in the following modes:

- SISO Modes (Core 0):
  - 802.11a – 6 Mbps
  - 802.11n HT20 – MCS7
  - 802.11n HT40 – MCS7
  - 802.11ac VHT80 - MCS7x1
  - 802.11ax HE20 SU – MCS7x1
  - 802.11ax HE40 SU – MCS7x1
  - 802.11ax HE80 SU – MCS7x1
  - 802.11ax HE20 MU – MCS7x1
  - 802.11ax HE40 MU – MCS7x1
  - 802.11ax HE80 MU – MCS7x1

- 2x2 MIMO Modes (Cores 0+1):
  - 802.11n/ac ((V)HT20 - CDD (MCS7), SDM (MCS15) and TxBF (MCS7x1)
  - 802.11n/ac (V)HT40 - CDD (MCS7), SDM (MCS15) and TxBF (MCS7x1)
  - 802.11ac VHT80 – CDD (MCS7x1), SDM (MCS7x2) and TxBF (MCS7x1)
  - 802.11ax HE20 SU – CDD (MCS7x1) and SDM (MCS7x2)
  - 802.11ax HE40 SU – CDD (MCS7x1) and SDM (MCS7x2)
  - 802.11ax HE80 SU – CDD (MCS7x1) and SDM (MCS7x2)
  - 802.11ax HE20 MU – CDD (MCS7x1) and SDM (MCS7x2)
  - 802.11ax HE40 MU – CDD (MCS7x1) and SDM (MCS7x2)
  - 802.11ax HE80 MU – CDD (MCS7x1) and SDM (MCS7x2)

802.11n HT modes were used for CDD and SDM, and 802.11ac VHT modes were used for TxBF. For 802.11ax modes, only SU modes (highest power) are reported for Output Power. For Bandwidth tests, only SU modes (widest BW) and MU-MIMO with 26 subcarriers in U-NII-3 (narrowest) are reported. For PSD, RU sizes of 26 to 106 subcarriers are reported.

1.4.3 Test Setup

For conducted tests the EUT antennas were disconnected and replaced with U.FL to SMA test cables to enable conducted testing on each core. The loss of these test cables were known and compensated for in any conducted measurements.

For transmit beamforming (TxBF) modes the EUT was set up communicating with a support notebook computer provided by the applicant, configured with custom commands to act as an access point. The test laptop was also set to a low output power (approximately 0 dBm) so in conjunction with the rest of the set-up configuration, would give negligible power at the measuring equipment and would not affect the test result. The support laptop's test network set the channel and bandwidth to which the EUT could connect. The EUT then set up a communications link to the support laptop, operating in normal communications mode but with beamforming modes forced on, with auto rate and TPC disabled via terminal commands so the EUT could be limited to worst-case modes. The EUT transmit duty cycle was then maximized by using iPerf bandwidth testing software to keep the transmit output buffer full and generate more traffic from the EUT to the support laptop than the link could sustain. The EUT therefore could fully operate its beamforming mode but with strictly controlled test parameters.

For all other testing except DFS the EUT was put into a continuous transmit test mode using the chipset manufacturer's test commands, via a script running in the EUTs terminal application. The EUT then transmitted the required type of packeted 802.11 data frames of fixed length, containing the standard headers and with pseudo-random data content, ensuring the measured signals were representative and contained all the symbols at the highest power control level.

The test setup used for DFS is described in the test result section of the present document.

All testing was performed with the EUT powered via a 120 V AC, 60 Hz source.

1.4.4 Antenna Gain Table (5 GHz WLAN)

Antenna Port	Frequency Range (MHz)	Peak Gain (dBi)	Conducted Cable Loss (dB)
5 GHz Core 0	5150 to 5250	4.30	2.80
	5250 to 5350	5.40	2.80
	5470 to 5725	4.50	2.80
	5725 to 5850	2.50	3.00
5 GHz Core 1	5150 to 5250	4.00	2.50
	5250 to 5350	2.00	2.70
	5470 to 5725	2.10	3.20
	5725 to 5850	0.50	3.40

Table 3

1.5 Deviations from the Standard

No deviations from the applicable test standard were made during testing.

1.6 EUT Modification Record

The table below details modifications made to the EUT during the test programme.

The modifications incorporated during each test are recorded on the appropriate test pages.

Modification State	Description of Modification still fitted to EUT	Modification Fitted By	Date Modification Fitted
Model: A2438, Serial Number: C02DM007087Q			
0	As supplied by the customer	Not Applicable	Not Applicable
Model: A2438, Serial Number: C02DM00V087Y			
0	As supplied by the customer	Not Applicable	Not Applicable
Model: A2438, Serial Number: C02DM00Q087X			
0	As supplied by the customer	Not Applicable	Not Applicable

Table 4

1.7 Test Location

TÜV SÜD conducted the following tests at our Fareham Test Laboratory.

Test Name	Name of Engineer(s)	Accreditation
Configuration and Mode: 5 GHz WLAN		
Maximum Conducted Output Power	George Porter	UKAS
Maximum Conducted Power Spectral Density	George Porter	UKAS
Emission Bandwidth	George Porter	UKAS
Authorised Band Edges	Mohamud Mohamud, Aasim Butt, Ahmad Javid, Mohammad Malik and George Porter	UKAS
Restricted Band Edges	Mohamud Mohamud, Aasim Butt, Ahmad Javid, Mohammad Malik and George Porter	UKAS
Spurious Radiated Emissions	Mohamud Mohamud, Aasim Butt,Ahmad, Javid and Mohammad Malik	UKAS
Channel Move Time, Channel Closing Transmission Time and Non-Occupancy Period	Nandhini Mathivanan	UKAS
Configuration and Mode: 5 GHz WLAN - Client to Client		
Channel Move Time, Channel Closing Transmission Time and Non-Occupancy Period	Nandhini Mathivanan	UKAS

Table 5

Office Address:

Octagon House
Concorde Way
Segensworth North
Fareham
Hampshire
PO15 5RL
United Kingdom

2 Test Details

2.1 Maximum Conducted Output Power

2.1.1 Specification Reference

FCC 47 CFR Part 15E, Clause 15.407 (a)
ISED RSS-247, Clause 6.2

2.1.2 Equipment Under Test and Modification State

A2438, S/N: C02DM00V087Y - Modification State 0

2.1.3 Date of Test

18-December-2020 to 08-January-2021

2.1.4 Test Method

The test was performed in accordance with ANSI C63.10, clause 12.3.3.2 using method PM-G. Since the gated power meter was used for method PM-G the EUT was measured only while transmitting and hence no duty cycle correction was necessary.

MIMO output port summing was performed in accordance with KDB 662911 D01.

The EUT has equal conducted powers on all ports for each mode of operation, but unequal antenna gains. Therefore, for SISO the EUT was tested on the port with the highest antenna gain which would result in the highest EIRP output power.

For the CDD results the directional gain was calculated in accordance with clause F)2)f)(ii) using the calculations from F)2)f)(i) with worst-case individual gain and an array gain of zero.

For SDM modes Directional Gain was calculated in accordance with clause F)2)d)(ii).

For transmit beamforming (TxBF) mode it was calculated in accordance with clause F)2)d)(i).

The ‘straddle’ channels which operate across the U-NII 2C and U-NII 3 boundaries are reported by comparing the total output power to the most stringent U-NII 2C band limit.

2.1.5 Environmental Conditions

Ambient Temperature	20.9 - 23.8 °C
Relative Humidity	22.4 - 50.1 %

2.1.6 Test Results

5 GHz WLAN

U-NII-1

Channel	Bottom	Middle	Top
Frequency (MHz)	5180	5200	5240
Antenna Directional Gain (dBi)	4.30	4.30	4.30
15.407 Conducted Power Limit (dBm)	24.00	24.00	24.00
Conducted Power (dBm)	16.00	19.74	19.86

Table 6 - 802.11a / 6 Mbps / SISO / Core 0 / Country Code US

Channel	Bottom	Middle	Top
Frequency (MHz)	5180	5200	5240
Conducted Power (dBm)	14.80	14.90	14.91
Antenna Directional Gain (dBi)	4.30	4.30	4.30
RSS-247 EIRP Power Limit (dBm)	22.18	22.19	22.20
Total EIRP (dBm)	19.10	19.20	19.21

Table 7 - 802.11a / 6 Mbps / SISO / Core 0 / Country Code CA

Channel	Bottom	Middle	Top
Frequency (MHz)	5180	5200	5240
Antenna Directional Gain (dBi)	4.30	4.30	4.30
15.407 Conducted Power Limit (dBm)	24.00	24.00	24.00
Conducted Power (dBm)	15.92	19.76	19.65

Table 8 - 802.11n / HT20 MCS7 / SISO / Core 0 / Country Code US

Channel	Bottom	Middle	Top
Frequency (MHz)	5180	5200	5240
Conducted Power (dBm)	14.96	14.78	14.95
Antenna Directional Gain (dBi)	4.30	4.30	4.30
RSS-247 EIRP Power Limit (dBm)	22.50	22.49	22.49
Total EIRP (dBm)	19.26	19.08	19.25

Table 9 - 802.11n / HT20 MCS7 / SISO / Core 0 / Country Code CA

Channel	Bottom	Middle	Top
Frequency (MHz)	5180	5200	5240
Conducted Power Core 0 (dBm)	14.80	16.10	16.08
Conducted Power Core 1 (dBm)	14.85	16.10	16.24
Antenna Directional Gain (dBi)	4.30	4.30	4.30
15.407 Conducted Power Limit (dBm)	24.00	24.00	24.00
Total Conducted Power (dBm)	17.84	19.11	19.17

Table 10 - 802.11n / HT20 MCS7 / MIMO CDD / Cores 0+1 / Country Code US

Channel	Bottom	Middle	Top
Frequency (MHz)	5180	5200	5240
Conducted Power Core 0 (dBm)	9.04	9.10	9.18
Conducted Power Core 1 (dBm)	9.06	8.90	9.02
Total Conducted Power (dBm)	12.06	12.01	12.11
Antenna Directional Gain (dBi)	4.30	4.30	4.30
RSS-247 EIRP Power Limit (dBm)	22.50	22.50	22.49
Total EIRP (dBm)	16.36	16.31	16.41

Table 11 - 802.11n / HT20 MCS7 / MIMO CDD / Cores 0+1 / Country Code CA

Channel	Bottom	Middle	Top
Frequency (MHz)	5180	5200	5240
Conducted Power Core 0 (dBm)	14.74	17.00	16.98
Conducted Power Core 1 (dBm)	14.71	16.72	16.77
Antenna Directional Gain (dBi)	4.15	4.15	4.15
15.407 Conducted Power Limit (dBm)	24.00	24.00	24.00
Total Conducted Power (dBm)	17.74	19.87	19.89

Table 12 - 802.11n / HT20 MCS15 / MIMO SDM / Cores 0+1 / Country Code US

Channel	Bottom	Middle	Top
Frequency (MHz)	5180	5200	5240
Conducted Power Core 0 (dBm)	12.19	12.14	12.18
Conducted Power Core 1 (dBm)	12.00	12.15	12.17
Total Conducted Power (dBm)	15.10	15.16	15.19
Antenna Directional Gain (dBi)	4.15	4.15	4.15
RSS-247 EIRP Power Limit (dBm)	22.49	22.50	22.50
Total EIRP (dBm)	19.25	19.31	19.34

Table 13 - 802.11n / HT20 MCS15 / MIMO SDM / Cores 0+1 / Country Code CA

Channel	Bottom	Middle	Top
Frequency (MHz)	5180	5200	5240
Conducted Power Core 0 (dBm)	14.99	16.17	16.22
Conducted Power Core 1 (dBm)	14.83	16.14	15.94
Antenna Directional Gain (dBi)	7.16	7.16	7.16
15.407 Conducted Power Limit (dBm)	22.84	22.84	22.84
Total Conducted Power (dBm)	17.92	19.16	19.10

Table 14 - 802.11ac / VHT20 MCS7x1 / MIMO TxBF / Cores 0+1 / Country Code US

Channel	Bottom	Middle	Top
Frequency (MHz)	5180	5200	5240
Conducted Power Core 0 (dBm)	9.13	9.12	9.17
Conducted Power Core 1 (dBm)	9.04	8.94	8.94
Total Conducted Power (dBm)	12.10	12.04	12.07
Antenna Directional Gain (dBi)	7.16	7.16	7.16
RSS-247 EIRP Power Limit (dBm)	22.49	22.50	22.50
Total EIRP (dBm)	19.26	19.20	19.23

Table 15 - 802.11ac / VHT20 MCS7x1 / MIMO TxBF / Cores 0+1 / Country Code CA

Channel	Bottom	Middle	Top
Frequency (MHz)	5180	5200	5240
Antenna Directional Gain (dBi)	4.30	4.30	4.30
15.407 Conducted Power Limit (dBm)	24.00	24.00	24.00
Conducted Power (dBm)	15.85	19.95	19.82

Table 16 - 802.11ax / HE20 MCS7x1 / SU / SISO / Core 0 / Country Code US

Channel	Bottom	Middle	Top
Frequency (MHz)	5180	5200	5240
Conducted Power (dBm)	14.75	14.97	14.81
Antenna Directional Gain (dBi)	4.30	4.30	4.30
RSS-247 EIRP Power Limit (dBm)	22.79	22.79	22.79
Total EIRP (dBm)	19.05	19.27	19.11

Table 17 - 802.11ax / HE20 MCS7x1 / SU / SISO / Core 0 / Country Code CA

Channel	Bottom	Middle	Top
Frequency (MHz)	5180	5200	5240
Conducted Power Core 0 (dBm)	14.80	16.08	16.15
Conducted Power Core 1 (dBm)	14.71	16.09	16.06
Antenna Directional Gain (dBi)	4.30	4.30	4.30
15.407 Conducted Power Limit (dBm)	24.00	24.00	24.00
Total Conducted Power (dBm)	17.77	19.10	19.12

Table 18 - 802.11ax / HE20 MCS7x1 / SU / MIMO CDD / Cores 0+1 / Country Code US

Channel	Bottom	Middle	Top
Frequency (MHz)	5180	5200	5240
Conducted Power Core 0 (dBm)	9.13	8.92	9.19
Conducted Power Core 1 (dBm)	9.15	9.16	9.01
Total Conducted Power (dBm)	12.15	12.05	12.11
Antenna Directional Gain (dBi)	4.30	4.30	4.30
RSS-247 EIRP Power Limit (dBm)	22.79	22.79	22.79
Total EIRP (dBm)	16.45	16.35	16.41

Table 19 - 802.11ax / HE20 MCS7x1 / SU / MIMO CDD / Cores 0+1 / Country Code CA

Channel	Bottom	Middle	Top
Frequency (MHz)	5180	5200	5240
Conducted Power Core 0 (dBm)	14.87	16.95	16.99
Conducted Power Core 1 (dBm)	14.98	16.94	16.92
Antenna Directional Gain (dBi)	4.15	4.15	4.15
15.407 Conducted Power Limit (dBm)	24.00	24.00	24.00
Total Conducted Power (dBm)	17.94	19.96	19.96

Table 20 - 802.11ax / HE20 MCS7x2 / SU / MIMO SDM / Cores 0+1 / Country Code US

Channel	Bottom	Middle	Top
Frequency (MHz)	5180	5200	5240
Conducted Power Core 0 (dBm)	12.10	12.05	12.19
Conducted Power Core 1 (dBm)	12.20	12.19	12.21
Total Conducted Power (dBm)	15.16	15.13	15.21
Antenna Directional Gain (dBi)	4.15	4.15	4.15
RSS-247 EIRP Power Limit (dBm)	22.79	22.79	22.79
Total EIRP (dBm)	19.32	19.29	19.36

Table 21 - 802.11ax / HE20 MCS7x2 / SU / MIMO SDM / Cores 0+1 / Country Code CA

Channel	Bottom	Top
Frequency (MHz)	5190	5230
Antenna Directional Gain (dBi)	4.30	4.30
15.407 Conducted Power Limit (dBm)	24.00	24.00
Conducted Power (dBm)	11.91	19.18

Table 22 - 802.11n / HT40 MCS7 / SISO / Core 0 / Country Code US

Channel	Bottom	Top
Frequency (MHz)	5190	5230
Conducted Power (dBm)	12.18	17.33
Antenna Directional Gain (dBi)	4.30	4.30
RSS-247 EIRP Power Limit (dBm)	23.00	23.00
Total EIRP (dBm)	16.48	21.63

Table 23 - 802.11n / HT40 MCS7 / SISO / Core 0 / Country Code CA

Channel	Bottom	Top
Frequency (MHz)	5190	5230
Conducted Power Core 0 (dBm)	11.73	18.51
Conducted Power Core 1 (dBm)	11.99	18.54
Antenna Directional Gain (dBi)	4.30	4.30
15.407 Conducted Power Limit (dBm)	24.00	24.00
Total Conducted Power (dBm)	14.87	21.54

Table 24 - 802.11n / HT40 MCS7 / MIMO CDD / Cores 0+1 / Country Code US

Channel	Bottom	Top
Frequency (MHz)	5190	5230
Conducted Power Core 0 (dBm)	11.46	11.68
Conducted Power Core 1 (dBm)	11.71	11.66
Total Conducted Power (dBm)	14.60	14.68
Antenna Directional Gain (dBi)	4.30	4.30
RSS-247 EIRP Power Limit (dBm)	23.00	23.00
Total EIRP (dBm)	18.90	18.98

Table 25 - 802.11n / HT40 MCS7 / MIMO CDD / Cores 0+1 / Country Code CA

Channel	Bottom	Top
Frequency (MHz)	5190	5230
Conducted Power Core 0 (dBm)	11.78	19.37
Conducted Power Core 1 (dBm)	11.96	19.18
Antenna Directional Gain (dBi)	4.15	4.15
15.407 Conducted Power Limit (dBm)	24.00	24.00
Total Conducted Power (dBm)	14.88	22.29

Table 26 - 802.11n / HT40 MCS15 / MIMO SDM / Cores 0+1 / Country Code US

Channel	Bottom	Top
Frequency (MHz)	5190	5230
Conducted Power Core 0 (dBm)	11.93	14.48
Conducted Power Core 1 (dBm)	11.92	14.52
Total Conducted Power (dBm)	14.94	17.51
Antenna Directional Gain (dBi)	4.15	4.15
RSS-247 EIRP Power Limit (dBm)	23.00	23.00
Total EIRP (dBm)	19.09	21.66

Table 27 - 802.11n / HT40 MCS15 / MIMO SDM / Cores 0+1 / Country Code CA

Channel	Bottom	Top
Frequency (MHz)	5190	5230
Conducted Power Core 0 (dBm)	11.97	18.67
Conducted Power Core 1 (dBm)	11.86	18.64
Antenna Directional Gain (dBi)	7.16	7.16
15.407 Conducted Power Limit (dBm)	22.84	22.84
Total Conducted Power (dBm)	14.92	21.66

Table 28 - 802.11ac / VHT40 MCS7x1 / MIMO TxBF / Cores 0+1 / Country Code US

Channel	Bottom	Top
Frequency (MHz)	5190	5230
Conducted Power Core 0 (dBm)	11.70	11.47
Conducted Power Core 1 (dBm)	11.74	11.72
Total Conducted Power (dBm)	14.73	14.61
Antenna Directional Gain (dBi)	7.16	7.16
RSS-247 EIRP Power Limit (dBm)	23.00	23.00
Total EIRP (dBm)	21.89	21.77

Table 29 - 802.11ac / VHT40 MCS7x1 / MIMO TxBF / Cores 0+1 / Country Code CA

Channel	Bottom	Top
Frequency (MHz)	5190	5230
Antenna Directional Gain (dBi)	4.30	4.30
15.407 Conducted Power Limit (dBm)	24.00	24.00
Conducted Power (dBm)	11.96	19.46

Table 30 - 802.11ax / HE40 MCS7x1 / SU / SISO / Core 0 / Country Code US

Channel	Bottom	Top
Frequency (MHz)	5190	5230
Conducted Power (dBm)	12.03	17.43
Antenna Directional Gain (dBi)	4.30	4.30
RSS-247 EIRP Power Limit (dBm)	23.00	23.00
Total EIRP (dBm)	16.33	21.73

Table 31 - 802.11ax / HE40 MCS7x1 / SU / SISO / Core 0 / Country Code CA

Channel	Bottom	Top
Frequency (MHz)	5190	5230
Conducted Power Core 0 (dBm)	11.76	18.47
Conducted Power Core 1 (dBm)	11.91	18.71
Antenna Directional Gain (dBi)	4.30	4.30
15.407 Conducted Power Limit (dBm)	24.00	24.00
Total Conducted Power (dBm)	14.85	21.60

Table 32 - 802.11ax / HE40 MCS7x1 / SU / MIMO CDD / Cores 0+1 / Country Code US

Channel	Bottom	Top
Frequency (MHz)	5190	5230
Conducted Power Core 0 (dBm)	11.71	11.72
Conducted Power Core 1 (dBm)	11.65	11.53
Total Conducted Power (dBm)	14.69	14.63
Antenna Directional Gain (dBi)	4.30	4.30
RSS-247 EIRP Power Limit (dBm)	23.00	23.00
Total EIRP (dBm)	18.99	18.93

Table 33 - 802.11ax / HE40 MCS7x1 / SU / MIMO CDD / Cores 0+1 / Country Code CA

Channel	Bottom	Top
Frequency (MHz)	5190	5230
Conducted Power Core 0 (dBm)	11.81	19.47
Conducted Power Core 1 (dBm)	11.78	19.35
Antenna Directional Gain (dBi)	4.15	4.15
15.407 Conducted Power Limit (dBm)	24.00	24.00
Total Conducted Power (dBm)	14.81	22.42

Table 34 - 802.11ax / HE40 MCS7x2 / SU / MIMO SDM / Cores 0+1 / Country Code US

Channel	Bottom	Top
Frequency (MHz)	5190	5230
Conducted Power Core 0 (dBm)	11.79	14.57
Conducted Power Core 1 (dBm)	11.98	14.61
Total Conducted Power (dBm)	14.90	17.60
Antenna Directional Gain (dBi)	4.15	4.15
RSS-247 EIRP Power Limit (dBm)	23.00	23.00
Total EIRP (dBm)	19.05	21.76

Table 35 - 802.11ax / HE40 MCS7x2 / SU / MIMO SDM / Cores 0+1 / Country Code CA

Channel	Middle
Frequency (MHz)	5210
Antenna Directional Gain (dBi)	4.30
15.407 Conducted Power Limit (dBm)	24.00
Conducted Power (dBm)	11.97

Table 36 - 802.11ac / VHT80 MCS7x1 / SISO / Core 0 / Country Code US

Channel	Middle
Frequency (MHz)	5210
Conducted Power (dBm)	11.90
Antenna Directional Gain (dBi)	4.30
RSS-247 EIRP Power Limit (dBm)	23.00
Total EIRP (dBm)	16.20

Table 37 - 802.11ac / VHT80 MCS7x1 / SISO / Core 0 / Country Code CA

Channel	Middle
Frequency (MHz)	5210
Conducted Power Core 0 (dBm)	11.52
Conducted Power Core 1 (dBm)	11.53
Antenna Directional Gain (dBi)	4.30
15.407 Conducted Power Limit (dBm)	24.00
Total Conducted Power (dBm)	14.54

Table 38 - 802.11ac / VHT80 MCS7x1 / MIMO CDD / Cores 0+1 / Country Code US

Channel	Middle
Frequency (MHz)	5210
Conducted Power Core 0 (dBm)	11.71
Conducted Power Core 1 (dBm)	11.71
Total Conducted Power (dBm)	14.72
Antenna Directional Gain (dBi)	4.30
RSS-247 EIRP Power Limit (dBm)	23.00
Total EIRP (dBm)	19.02

Table 39 - 802.11ac / VHT80 MCS7x1 / MIMO CDD / Cores 0+1 / Country Code CA

Channel	Middle
Frequency (MHz)	5210
Conducted Power Core 0 (dBm)	11.58
Conducted Power Core 1 (dBm)	11.58
Antenna Directional Gain (dBi)	4.15
15.407 Conducted Power Limit (dBm)	24.00
Total Conducted Power (dBm)	14.59

Table 40 - 802.11ac / VHT80 MCS7x2 / MIMO SDM / Cores 0+1 / Country Code US

Channel	Middle
Frequency (MHz)	5210
Conducted Power Core 0 (dBm)	11.65
Conducted Power Core 1 (dBm)	11.52
Total Conducted Power (dBm)	14.60
Antenna Directional Gain (dBi)	4.15
RSS-247 EIRP Power Limit (dBm)	23.00
Total EIRP (dBm)	18.75

Table 41 - 802.11ac / VHT80 MCS7x2 / MIMO SDM / Cores 0+1 / Country Code CA

Channel	Middle
Frequency (MHz)	5210
Conducted Power Core 0 (dBm)	11.44
Conducted Power Core 1 (dBm)	11.41
Antenna Directional Gain (dBi)	7.16
15.407 Conducted Power Limit (dBm)	22.84
Total Conducted Power (dBm)	14.44

Table 42 - 802.11ac / VHT80 MCS7x1 / MIMO TxBF / Cores 0+1 / Country Code US

Channel	Middle
Frequency (MHz)	5210
Conducted Power Core 0 (dBm)	11.64
Conducted Power Core 1 (dBm)	11.53
Total Conducted Power (dBm)	14.60
Antenna Directional Gain (dBi)	7.16
RSS-247 EIRP Power Limit (dBm)	23.00
Total EIRP (dBm)	21.76

Table 43 - 802.11ac / VHT80 MCS7x1 / MIMO TxBF / Cores 0+1 / Country Code CA

Channel	Middle
Frequency (MHz)	5210
Antenna Directional Gain (dBi)	4.30
15.407 Conducted Power Limit (dBm)	24.00
Conducted Power (dBm)	11.83

Table 44 - 802.11ax / HE80 MCS7x1 / SU / SISO / Core 0 / Country Code US

Channel	Middle
Frequency (MHz)	5210
Conducted Power (dBm)	11.86
Antenna Directional Gain (dBi)	4.30
RSS-247 EIRP Power Limit (dBm)	23.00
Total EIRP (dBm)	16.16

Table 45 - 802.11ax / HE80 MCS7x1 / SU / SISO / Core 0 / Country Code CA

Channel	Middle
Frequency (MHz)	5210
Conducted Power Core 0 (dBm)	11.64
Conducted Power Core 1 (dBm)	11.67
Antenna Directional Gain (dBi)	4.30
15.407 Conducted Power Limit (dBm)	24.00
Total Conducted Power (dBm)	14.66

Table 46 - 802.11ax / HE80 MCS7x1 / SU / MIMO CDD / Cores 0+1 / Country Code US

Channel	Middle
Frequency (MHz)	5210
Conducted Power Core 0 (dBm)	11.42
Conducted Power Core 1 (dBm)	11.41
Total Conducted Power (dBm)	14.43
Antenna Directional Gain (dBi)	4.30
RSS-247 EIRP Power Limit (dBm)	23.00
Total EIRP (dBm)	18.73

Table 47 - 802.11ax / HE80 MCS7x1 / SU / MIMO CDD / Cores 0+1 / Country Code CA

Channel	Middle
Frequency (MHz)	5210
Conducted Power Core 0 (dBm)	11.61
Conducted Power Core 1 (dBm)	11.66
Antenna Directional Gain (dBi)	4.15
15.407 Conducted Power Limit (dBm)	24.00
Total Conducted Power (dBm)	14.65

Table 48 - 802.11ax / HE80 MCS7x2 / SU / MIMO SDM / Cores 0+1 / Country Code US

Channel	Middle
Frequency (MHz)	5210
Conducted Power Core 0 (dBm)	11.55
Conducted Power Core 1 (dBm)	11.75
Total Conducted Power (dBm)	14.66
Antenna Directional Gain (dBi)	4.15
RSS-247 EIRP Power Limit (dBm)	23.00
Total EIRP (dBm)	18.81

Table 49 - 802.11ax / HE80 MCS7x2 / SU / MIMO SDM / Cores 0+1 / Country Code CA

U-NII-2A

Channel	Bottom	Middle	Top
Frequency (MHz)	5260	5280	5320
Antenna Directional Gain (dBi)	5.40	5.40	5.40
15.407 Conducted Power Limit (dBm)	24.00	24.00	24.00
RSS-247 Conducted Power Limit (dBm)	23.20	23.20	23.19
Conducted Power (dBm)	19.85	19.95	16.89
15.407 TPC EIRP Limit (dBm)	30.00	30.00	30.00
RSS-247 TPC EIRP Limit (dBm)	29.20	29.20	29.19
EIRP Power (dBm)	25.25	25.35	22.29

Table 50 - 802.11a / 6 Mbps / SISO / Core 0

Channel	Bottom	Middle	Top
Frequency (MHz)	5260	5280	5320
Antenna Directional Gain (dBi)	5.40	5.40	5.40
15.407 Conducted Power Limit (dBm)	24.00	24.00	24.00
RSS-247 Conducted Power Limit (dBm)	23.49	23.50	23.50
Conducted Power (dBm)	19.88	19.96	16.69
15.407 TPC EIRP Limit (dBm)	30.00	30.00	30.00
RSS-247 TPC EIRP Limit (dBm)	29.49	29.50	29.50
EIRP Power (dBm)	25.28	25.36	22.09

Table 51 - 802.11n / HT20 MCS7 / SISO / Core 0

Channel	Bottom	Middle	Top
Frequency (MHz)	5260	5280	5320
Conducted Power Core 0 (dBm)	15.98	16.02	16.02
Conducted Power Core 1 (dBm)	16.25	16.18	16.23
Antenna Directional Gain (dBi)	5.40	5.40	5.40
15.407 Conducted Power Limit (dBm)	24.00	24.00	24.00
RSS-247 Conducted Power Limit (dBm)	23.50	23.49	23.50
Total Conducted Power (dBm)	19.13	19.11	19.14
15.407 TPC EIRP Limit (dBm)	30.00	30.00	30.00
RSS-247 TPC EIRP Limit (dBm)	29.50	29.49	29.50
EIRP Power (dBm)	24.53	24.51	24.54

Table 52 - 802.11n / HT20 MCS7 / MIMO CDD / Cores 0+1

Channel	Bottom	Middle	Top
Frequency (MHz)	5260	5280	5320
Conducted Power Core 0 (dBm)	16.91	16.79	15.45
Conducted Power Core 1 (dBm)	16.66	16.77	15.57
Antenna Directional Gain (dBi)	4.02	4.02	4.02
15.407 Conducted Power Limit (dBm)	24.00	24.00	24.00
RSS-247 Conducted Power Limit (dBm)	23.50	23.49	23.50
Total Conducted Power (dBm)	19.80	19.79	18.52
15.407 TPC EIRP Limit (dBm)	30.00	30.00	30.00
RSS-247 TPC EIRP Limit (dBm)	29.50	29.49	29.50
EIRP Power (dBm)	23.82	23.82	22.54

Table 53 - 802.11n / HT20 MCS15 / MIMO SDM / Cores 0+1

Channel	Bottom	Middle	Top
Frequency (MHz)	5260	5280	5320
Conducted Power Core 0 (dBm)	16.07	16.23	15.97
Conducted Power Core 1 (dBm)	15.96	16.09	16.07
Antenna Directional Gain (dBi)	6.88	6.88	6.88
15.407 Conducted Power Limit (dBm)	23.12	23.12	23.12
RSS-247 Conducted Power Limit (dBm)	23.50	23.50	23.50
Total Conducted Power (dBm)	19.02	19.17	19.03
15.407 TPC EIRP Limit (dBm)	30.00	30.00	30.00
RSS-247 TPC EIRP Limit (dBm)	29.50	29.50	29.50
EIRP Power (dBm)	25.90	26.05	25.91

Table 54 - 802.11ac / VHT20 MCS7x1 / MIMO TxBF / Cores 0+1

Channel	Bottom	Middle	Top
Frequency (MHz)	5260	5280	5320
Antenna Directional Gain (dBi)	5.40	5.40	5.40
15.407 Conducted Power Limit (dBm)	24.00	24.00	24.00
RSS-247 Conducted Power Limit (dBm)	23.79	23.79	23.79
Conducted Power (dBm)	19.84	19.99	16.56
15.407 TPC EIRP Limit (dBm)	30.00	30.00	30.00
RSS-247 TPC EIRP Limit (dBm)	29.79	29.79	29.79
EIRP Power (dBm)	25.24	25.39	21.96

Table 55 - 802.11ax / HE20 MCS7x1 / SU / SISO / Core 0

Channel	Bottom	Middle	Top
Frequency (MHz)	5260	5280	5320
Conducted Power Core 0 (dBm)	16.11	16.03	16.22
Conducted Power Core 1 (dBm)	16.23	16.21	15.96
Antenna Directional Gain (dBi)	5.40	5.40	5.40
15.407 Conducted Power Limit (dBm)	24.00	24.00	24.00
RSS-247 Conducted Power Limit (dBm)	23.79	23.79	23.79
Total Conducted Power (dBm)	19.18	19.13	19.10
15.407 TPC EIRP Limit (dBm)	30.00	30.00	30.00
RSS-247 TPC EIRP Limit (dBm)	29.79	29.79	29.79
EIRP Power (dBm)	24.58	24.53	24.50

Table 56 - 802.11ax / HE20 MCS7x1 / SU / MIMO CDD / Cores 0+1

Channel	Bottom	Middle	Top
Frequency (MHz)	5260	5280	5320
Conducted Power Core 0 (dBm)	16.89	17.00	15.56
Conducted Power Core 1 (dBm)	16.96	16.92	15.62
Antenna Directional Gain (dBi)	4.02	4.02	4.02
15.407 Conducted Power Limit (dBm)	24.00	24.00	24.00
RSS-247 Conducted Power Limit (dBm)	23.79	23.79	23.79
Total Conducted Power (dBm)	19.93	19.97	18.60
15.407 TPC EIRP Limit (dBm)	30.00	30.00	30.00
RSS-247 TPC EIRP Limit (dBm)	29.79	29.79	29.79
EIRP Power (dBm)	23.96	24.00	22.62

Table 57 - 802.11ax / HE20 MCS7x2 / SU / MIMO SDM / Cores 0+1

Channel	Bottom	Top
Frequency (MHz)	5270	5310
Antenna Directional Gain (dBi)	5.40	5.40
15.407 Conducted Power Limit (dBm)	24.00	24.00
RSS-247 Conducted Power Limit (dBm)	24.00	24.00
Conducted Power (dBm)	19.36	14.22
15.407 TPC EIRP Limit (dBm)	30.00	30.00
RSS-247 TPC EIRP Limit (dBm)	30.00	30.00
EIRP Power (dBm)	24.76	19.62

Table 58 - 802.11n / HT40 MCS7 / SISO / Core 0

Channel	Bottom	Top
Frequency (MHz)	5270	5310
Conducted Power Core 0 (dBm)	18.73	13.46
Conducted Power Core 1 (dBm)	18.93	13.37
Antenna Directional Gain (dBi)	5.40	5.40
15.407 Conducted Power Limit (dBm)	24.00	24.00
RSS-247 Conducted Power Limit (dBm)	24.00	24.00
Total Conducted Power (dBm)	21.84	16.43
15.407 TPC EIRP Limit (dBm)	30.00	30.00
RSS-247 TPC EIRP Limit (dBm)	30.00	30.00
EIRP Power (dBm)	27.24	21.83

Table 59 - 802.11n / HT40 MCS7 / MIMO CDD / Cores 0+1

Channel	Bottom	Top
Frequency (MHz)	5270	5310
Conducted Power Core 0 (dBm)	19.22	13.50
Conducted Power Core 1 (dBm)	19.42	13.23
Antenna Directional Gain (dBi)	4.02	4.02
15.407 Conducted Power Limit (dBm)	24.00	24.00
RSS-247 Conducted Power Limit (dBm)	24.00	24.00
Total Conducted Power (dBm)	22.33	16.37
15.407 TPC EIRP Limit (dBm)	30.00	30.00
RSS-247 TPC EIRP Limit (dBm)	30.00	30.00
EIRP Power (dBm)	26.36	20.40

Table 60 - 802.11n / HT40 MCS15 / MIMO SDM / Cores 0+1

Channel	Bottom	Top
Frequency (MHz)	5270	5310
Conducted Power Core 0 (dBm)	18.78	13.35
Conducted Power Core 1 (dBm)	18.95	13.42
Antenna Directional Gain (dBi)	6.88	6.88
15.407 Conducted Power Limit (dBm)	23.12	23.12
RSS-247 Conducted Power Limit (dBm)	24.00	24.00
Total Conducted Power (dBm)	21.88	16.40
15.407 TPC EIRP Limit (dBm)	30.00	30.00
RSS-247 TPC EIRP Limit (dBm)	30.00	30.00
EIRP Power (dBm)	28.75	23.27

Table 61 - 802.11ac / VHT40 MCS7x1 / MIMO TxBF / Cores 0+1

Channel	Bottom	Top
Frequency (MHz)	5270	5310
Antenna Directional Gain (dBi)	5.40	5.40
15.407 Conducted Power Limit (dBm)	24.00	24.00
RSS-247 Conducted Power Limit (dBm)	24.00	24.00
Conducted Power (dBm)	19.36	13.43
15.407 TPC EIRP Limit (dBm)	30.00	30.00
RSS-247 TPC EIRP Limit (dBm)	30.00	30.00
EIRP Power (dBm)	24.76	18.83

Table 62 - 802.11ax / HE40 MCS7x1 / SU / SISO / Core 0

Channel	Bottom	Top
Frequency (MHz)	5270	5310
Conducted Power Core 0 (dBm)	18.94	11.47
Conducted Power Core 1 (dBm)	18.75	11.72
Antenna Directional Gain (dBi)	5.40	5.40
15.407 Conducted Power Limit (dBm)	24.00	24.00
RSS-247 Conducted Power Limit (dBm)	24.00	24.00
Total Conducted Power (dBm)	21.86	14.61
15.407 TPC EIRP Limit (dBm)	30.00	30.00
RSS-247 TPC EIRP Limit (dBm)	30.00	30.00
EIRP Power (dBm)	27.26	20.01

Table 63 - 802.11ax / HE40 MCS7x1 / SU / MIMO CDD / Cores 0+1

Channel	Bottom	Top
Frequency (MHz)	5270	5310
Conducted Power Core 0 (dBm)	19.46	11.62
Conducted Power Core 1 (dBm)	19.26	11.74
Antenna Directional Gain (dBi)	4.02	4.02
15.407 Conducted Power Limit (dBm)	24.00	24.00
RSS-247 Conducted Power Limit (dBm)	24.00	24.00
Total Conducted Power (dBm)	22.37	14.69
15.407 TPC EIRP Limit (dBm)	30.00	30.00
RSS-247 TPC EIRP Limit (dBm)	30.00	30.00
EIRP Power (dBm)	26.40	18.71

Table 64 - 802.11ax / HE40 MCS7x2 / SU / MIMO SDM / Cores 0+1

Channel	Middle
Frequency (MHz)	5290
Antenna Directional Gain (dBi)	5.40
15.407 Conducted Power Limit (dBm)	24.00
RSS-247 Conducted Power Limit (dBm)	24.00
Conducted Power (dBm)	12.44
15.407 TPC EIRP Limit (dBm)	30.00
RSS-247 TPC EIRP Limit (dBm)	30.00
EIRP Power (dBm)	17.84

Table 65 - 802.11ac / VHT80 MCS7x1 / SISO / Core 0

Channel	Middle
Frequency (MHz)	5290
Conducted Power Core 0 (dBm)	12.11
Conducted Power Core 1 (dBm)	12.25
Antenna Directional Gain (dBi)	5.40
15.407 Conducted Power Limit (dBm)	24.00
RSS-247 Conducted Power Limit (dBm)	24.00
Total Conducted Power (dBm)	15.19
15.407 TPC EIRP Limit (dBm)	30.00
RSS-247 TPC EIRP Limit (dBm)	30.00
EIRP Power (dBm)	20.59

Table 66 - 802.11ac / VHT80 MCS7x1 / MIMO CDD / Cores 0+1

Channel	Middle
Frequency (MHz)	5290
Conducted Power Core 0 (dBm)	12.82
Conducted Power Core 1 (dBm)	12.71
Antenna Directional Gain (dBi)	4.02
15.407 Conducted Power Limit (dBm)	24.00
RSS-247 Conducted Power Limit (dBm)	24.00
Total Conducted Power (dBm)	15.78
15.407 TPC EIRP Limit (dBm)	30.00
RSS-247 TPC EIRP Limit (dBm)	30.00
EIRP Power (dBm)	19.80

Table 67 - 802.11ac / VHT80 MCS7x2 / MIMO SDM / Cores 0+1

Channel	Middle
Frequency (MHz)	5290
Conducted Power Core 0 (dBm)	11.82
Conducted Power Core 1 (dBm)	11.84
Antenna Directional Gain (dBi)	6.88
15.407 Conducted Power Limit (dBm)	23.12
RSS-247 Conducted Power Limit (dBm)	24.00
Total Conducted Power (dBm)	14.84
15.407 TPC EIRP Limit (dBm)	30.00
RSS-247 TPC EIRP Limit (dBm)	30.00
EIRP Power (dBm)	21.72

Table 68 - 802.11ac / VHT80 MCS7x1 / MIMO TxBF / Cores 0+1

Channel	Middle
Frequency (MHz)	5290
Antenna Directional Gain (dBi)	5.40
15.407 Conducted Power Limit (dBm)	24.00
RSS-247 Conducted Power Limit (dBm)	24.00
Conducted Power (dBm)	11.76
15.407 TPC EIRP Limit (dBm)	30.00
RSS-247 TPC EIRP Limit (dBm)	30.00
EIRP Power (dBm)	17.16

Table 69 - 802.11ax / HE80 MCS7x1 / SU / SISO / Core 0

Channel	Middle
Frequency (MHz)	5290
Conducted Power Core 0 (dBm)	11.85
Conducted Power Core 1 (dBm)	11.76
Antenna Directional Gain (dBi)	5.40
15.407 Conducted Power Limit (dBm)	24.00
RSS-247 Conducted Power Limit (dBm)	24.00
Total Conducted Power (dBm)	14.82
15.407 TPC EIRP Limit (dBm)	30.00
RSS-247 TPC EIRP Limit (dBm)	30.00
EIRP Power (dBm)	20.22

Table 70 - 802.11ax / HE80 MCS7x1 / SU / MIMO CDD / Cores 0+1

Channel	Middle
Frequency (MHz)	5290
Conducted Power Core 0 (dBm)	12.18
Conducted Power Core 1 (dBm)	12.39
Antenna Directional Gain (dBi)	4.02
15.407 Conducted Power Limit (dBm)	24.00
RSS-247 Conducted Power Limit (dBm)	24.00
Total Conducted Power (dBm)	15.30
15.407 TPC EIRP Limit (dBm)	30.00
RSS-247 TPC EIRP Limit (dBm)	30.00
EIRP Power (dBm)	19.32

Table 71 - 802.11ax / HE80 MCS7x2 / SU / MIMO SDM / Cores 0+1

U-NII-2C

Channel	Bottom	Middle	Top	Straddle
Frequency (MHz)	5500	5600	5700	5720
Antenna Directional Gain (dBi)	4.50	4.50	4.50	4.50
15.407 Conducted Power Limit (dBm)	24.00	24.00	24.00	22.95
RSS-247 Conducted Power Limit (dBm)	23.19	23.19	23.19	23.19
Conducted Power (dBm)	14.79	19.76	14.29	19.80
15.407 TPC EIRP Limit (dBm)	30.00	30.00	30.00	28.95
RSS-247 TPC EIRP Limit (dBm)	29.19	29.19	29.19	29.19
EIRP Power (dBm)	19.29	24.26	18.79	24.30

Table 72 - 802.11a / 6 Mbps / SISO / Core 0

Channel	Bottom	Middle	Top	Straddle
Frequency (MHz)	5500	5600	5700	5720
Antenna Directional Gain (dBi)	4.50	4.50	4.50	4.50
15.407 Conducted Power Limit (dBm)	24.00	24.00	24.00	22.94
RSS-247 Conducted Power Limit (dBm)	23.49	23.49	23.50	23.50
Conducted Power (dBm)	14.88	19.89	13.08	19.82
15.407 TPC EIRP Limit (dBm)	30.00	30.00	30.00	28.94
RSS-247 TPC EIRP Limit (dBm)	29.49	29.49	29.50	29.50
EIRP Power (dBm)	19.38	24.39	17.58	24.32

Table 73 - 802.11n / HT20 MCS7 / SISO / Core 0

Channel	Bottom	Middle	Top	Straddle
Frequency (MHz)	5500	5600	5700	5720
Conducted Power Core 0 (dBm)	14.00	16.28	12.79	16.22
Conducted Power Core 1 (dBm)	13.70	16.22	12.86	16.28
Antenna Directional Gain (dBi)	4.50	4.50	4.50	4.50
15.407 Conducted Power Limit (dBm)	24.00	24.00	24.00	22.99
RSS-247 Conducted Power Limit (dBm)	23.49	23.50	23.50	23.50
Total Conducted Power (dBm)	16.86	19.26	15.83	19.26
15.407 TPC EIRP Limit (dBm)	30.00	30.00	30.00	28.99
RSS-247 TPC EIRP Limit (dBm)	29.49	29.50	29.50	29.50
EIRP Power (dBm)	21.36	23.76	20.33	23.76

Table 74 - 802.11n / HT20 MCS7 / MIMO CDD / Cores 0+1

Channel	Bottom	Middle	Top	Straddle
Frequency (MHz)	5500	5600	5700	5720
Conducted Power Core 0 (dBm)	13.87	16.96	13.44	16.84
Conducted Power Core 1 (dBm)	13.78	16.92	13.33	16.75
Antenna Directional Gain (dBi)	3.46	3.46	3.46	3.46
15.407 Conducted Power Limit (dBm)	24.00	24.00	24.00	22.97
RSS-247 Conducted Power Limit (dBm)	23.50	23.50	23.49	23.50
Total Conducted Power (dBm)	16.84	19.95	16.40	19.81
15.407 TPC EIRP Limit (dBm)	30.00	30.00	30.00	28.97
RSS-247 TPC EIRP Limit (dBm)	29.50	29.50	29.49	29.50
EIRP Power (dBm)	20.30	23.41	19.86	23.27

Table 75 - 802.11n / HT20 MCS15 / MIMO SDM / Cores 0+1

Channel	Bottom	Middle	Top	Straddle
Frequency (MHz)	5500	5600	5700	5720
Conducted Power Core 0 (dBm)	13.82	16.33	12.31	16.38
Conducted Power Core 1 (dBm)	13.97	16.48	12.23	16.18
Antenna Directional Gain (dBi)	6.39	6.39	6.39	6.39
15.407 Conducted Power Limit (dBm)	23.61	23.61	23.61	22.58
RSS-247 Conducted Power Limit (dBm)	23.50	23.50	23.50	23.50
Total Conducted Power (dBm)	16.90	19.42	15.28	19.29
15.407 TPC EIRP Limit (dBm)	30.00	30.00	30.00	28.97
RSS-247 TPC EIRP Limit (dBm)	29.50	29.50	29.50	29.50
EIRP Power (dBm)	23.30	25.81	21.67	25.68

Table 76 - 802.11ac / VHT20 MCS7x1 / MIMO TxBF / Cores 0+1

Channel	Bottom	Middle	Top	Straddle
Frequency (MHz)	5500	5600	5700	5720
Antenna Directional Gain (dBi)	4.50	4.50	4.50	4.50
15.407 Conducted Power Limit (dBm)	24.00	24.00	24.00	22.97
RSS-247 Conducted Power Limit (dBm)	23.79	23.79	23.79	23.79
Conducted Power (dBm)	14.73	19.70	13.07	19.90
15.407 TPC EIRP Limit (dBm)	30.00	30.00	30.00	28.97
RSS-247 TPC EIRP Limit (dBm)	29.79	29.79	29.79	29.79
EIRP Power (dBm)	19.23	24.20	17.57	24.40

Table 77 - 802.11ax / HE20 MCS7x1 / SU / SISO / Core 0

Channel	Bottom	Middle	Top	Straddle
Frequency (MHz)	5500	5600	5700	5720
Conducted Power Core 0 (dBm)	13.97	16.18	12.76	16.33
Conducted Power Core 1 (dBm)	13.86	16.30	12.66	16.42
Antenna Directional Gain (dBi)	4.50	4.50	4.50	4.50
15.407 Conducted Power Limit (dBm)	24.00	24.00	24.00	22.99
RSS-247 Conducted Power Limit (dBm)	23.79	23.79	23.79	23.79
Total Conducted Power (dBm)	16.93	19.25	15.72	19.39
15.407 TPC EIRP Limit (dBm)	30.00	30.00	30.00	28.99
RSS-247 TPC EIRP Limit (dBm)	29.79	29.79	29.79	29.79
EIRP Power (dBm)	21.43	23.75	20.22	23.89

Table 78 - 802.11ax / HE20 MCS7x1 / SU / MIMO CDD / Cores 0+1

Channel	Bottom	Middle	Top	Straddle
Frequency (MHz)	5500	5600	5700	5720
Conducted Power Core 0 (dBm)	13.72	16.97	12.68	16.97
Conducted Power Core 1 (dBm)	13.68	16.99	12.76	16.87
Antenna Directional Gain (dBi)	3.46	3.46	3.46	3.46
15.407 Conducted Power Limit (dBm)	24.00	24.00	24.00	22.99
RSS-247 Conducted Power Limit (dBm)	23.79	23.79	23.79	23.79
Total Conducted Power (dBm)	16.71	19.99	15.73	19.93
15.407 TPC EIRP Limit (dBm)	30.00	30.00	30.00	28.99
RSS-247 TPC EIRP Limit (dBm)	29.79	29.79	29.79	29.79
EIRP Power (dBm)	20.17	23.45	19.20	23.39

Table 79 - 802.11ax / HE20 MCS7x2 / SU / MIMO SDM / Cores 0+1

Channel	Bottom	Middle	Top	Straddle
Frequency (MHz)	5510	5590	5670	5710
Antenna Directional Gain (dBi)	4.50	4.50	4.50	4.50
15.407 Conducted Power Limit (dBm)	24.00	24.00	24.00	24.00
RSS-247 Conducted Power Limit (dBm)	24.00	24.00	24.00	24.00
Conducted Power (dBm)	13.24	19.85	14.23	19.81
15.407 TPC EIRP Limit (dBm)	30.00	30.00	30.00	30.00
RSS-247 TPC EIRP Limit (dBm)	30.00	30.00	30.00	30.00
EIRP Power (dBm)	17.74	24.35	18.73	24.31

Table 80 - 802.11n / HT40 MCS7 / SISO / Core 0

Channel	Bottom	Middle	Top	Straddle
Frequency (MHz)	5510	5590	5670	5710
Conducted Power Core 0 (dBm)	12.47	19.36	14.70	19.18
Conducted Power Core 1 (dBm)	12.36	19.48	14.66	19.30
Antenna Directional Gain (dBi)	4.50	4.50	4.50	4.50
15.407 Conducted Power Limit (dBm)	24.00	24.00	24.00	24.00
RSS-247 Conducted Power Limit (dBm)	24.00	24.00	24.00	24.00
Total Conducted Power (dBm)	15.43	22.43	17.69	22.25
15.407 TPC EIRP Limit (dBm)	30.00	30.00	30.00	30.00
RSS-247 TPC EIRP Limit (dBm)	30.00	30.00	30.00	30.00
EIRP Power (dBm)	19.93	26.93	22.19	26.75

Table 81 - 802.11n / HT40 MCS7 / MIMO CDD / Cores 0+1

Channel	Bottom	Middle	Top	Straddle
Frequency (MHz)	5510	5590	5670	5710
Conducted Power Core 0 (dBm)	12.39	19.94	15.35	19.99
Conducted Power Core 1 (dBm)	12.25	19.96	15.31	19.91
Antenna Directional Gain (dBi)	3.46	3.46	3.46	3.46
15.407 Conducted Power Limit (dBm)	24.00	24.00	24.00	24.00
RSS-247 Conducted Power Limit (dBm)	24.00	24.00	24.00	24.00
Total Conducted Power (dBm)	15.33	22.96	18.34	22.96
15.407 TPC EIRP Limit (dBm)	30.00	30.00	30.00	30.00
RSS-247 TPC EIRP Limit (dBm)	30.00	30.00	30.00	30.00
EIRP Power (dBm)	18.80	26.43	21.80	26.42

Table 82 - 802.11n / HT40 MCS15 / MIMO SDM / Cores 0+1

Channel	Bottom	Middle	Top	Straddle
Frequency (MHz)	5510	5590	5670	5710
Conducted Power Core 0 (dBm)	11.86	19.48	14.39	19.40
Conducted Power Core 1 (dBm)	11.95	19.45	14.38	19.40
Antenna Directional Gain (dBi)	6.39	6.39	6.39	6.39
15.407 Conducted Power Limit (dBm)	23.61	23.61	23.61	23.61
RSS-247 Conducted Power Limit (dBm)	24.00	24.00	24.00	24.00
Total Conducted Power (dBm)	14.92	22.47	17.39	22.41
15.407 TPC EIRP Limit (dBm)	30.00	30.00	30.00	30.00
RSS-247 TPC EIRP Limit (dBm)	30.00	30.00	30.00	30.00
EIRP Power (dBm)	21.31	28.86	23.79	28.80

Table 83 - 802.11ac / VHT40 MCS7x1 / MIMO TxBF / Cores 0+1

Channel	Bottom	Middle	Top	Straddle
Frequency (MHz)	5510	5590	5670	5710
Antenna Directional Gain (dBi)	4.50	4.50	4.50	4.50
15.407 Conducted Power Limit (dBm)	24.00	24.00	24.00	24.00
RSS-247 Conducted Power Limit (dBm)	24.00	24.00	24.00	24.00
Conducted Power (dBm)	13.25	19.79	15.02	19.78
15.407 TPC EIRP Limit (dBm)	30.00	30.00	30.00	30.00
RSS-247 TPC EIRP Limit (dBm)	30.00	30.00	30.00	30.00
EIRP Power (dBm)	17.75	24.29	19.52	24.28

Table 84 - 802.11ax / HE40 MCS7x1 / SU / SISO / Core 0

Channel	Bottom	Middle	Top	Straddle
Frequency (MHz)	5510	5590	5670	5710
Conducted Power Core 0 (dBm)	12.32	19.25	13.54	19.24
Conducted Power Core 1 (dBm)	12.24	19.49	13.45	19.41
Antenna Directional Gain (dBi)	4.50	4.50	4.50	4.50
15.407 Conducted Power Limit (dBm)	24.00	24.00	24.00	24.00
RSS-247 Conducted Power Limit (dBm)	24.00	24.00	24.00	24.00
Total Conducted Power (dBm)	15.29	22.38	16.51	22.34
15.407 TPC EIRP Limit (dBm)	30.00	30.00	30.00	30.00
RSS-247 TPC EIRP Limit (dBm)	30.00	30.00	30.00	30.00
EIRP Power (dBm)	19.79	26.88	21.01	26.84

Table 85 - 802.11ax / HE40 MCS7x1 / SU / MIMO CDD / Cores 0+1

Channel	Bottom	Middle	Top	Straddle
Frequency (MHz)	5510	5590	5670	5710
Conducted Power Core 0 (dBm)	12.38	19.92	13.72	19.98
Conducted Power Core 1 (dBm)	12.30	19.89	13.54	19.86
Antenna Directional Gain (dBi)	3.46	3.46	3.46	3.46
15.407 Conducted Power Limit (dBm)	24.00	24.00	24.00	24.00
RSS-247 Conducted Power Limit (dBm)	24.00	24.00	24.00	24.00
Total Conducted Power (dBm)	15.35	22.92	16.64	22.93
15.407 TPC EIRP Limit (dBm)	30.00	30.00	30.00	30.00
RSS-247 TPC EIRP Limit (dBm)	30.00	30.00	30.00	30.00
EIRP Power (dBm)	18.81	26.38	20.11	26.39

Table 86 - 802.11ax / HE40 MCS7x2 / SU / MIMO SDM / Cores 0+1

Channel	Bottom	Top	Straddle
Frequency (MHz)	5530	5610	5690
Antenna Directional Gain (dBi)	4.50	4.50	4.50
15.407 Conducted Power Limit (dBm)	24.00	24.00	24.00
RSS-247 Conducted Power Limit (dBm)	24.00	24.00	24.00
Conducted Power (dBm)	13.32	17.39	19.72
15.407 TPC EIRP Limit (dBm)	30.00	30.00	30.00
RSS-247 TPC EIRP Limit (dBm)	30.00	30.00	30.00
EIRP Power (dBm)	17.81	21.89	24.22

Table 87 - 802.11ac / VHT80 MCS7x1 / SISO / Core 0

Channel	Bottom	Top	Straddle
Frequency (MHz)	5530	5610	5690
Conducted Power Core 0 (dBm)	12.25	19.43	19.30
Conducted Power Core 1 (dBm)	12.28	19.43	19.32
Antenna Directional Gain (dBi)	4.50	4.50	4.50
15.407 Conducted Power Limit (dBm)	24.00	24.00	24.00
RSS-247 Conducted Power Limit (dBm)	24.00	24.00	24.00
Total Conducted Power (dBm)	15.27	22.44	22.32
15.407 TPC EIRP Limit (dBm)	30.00	30.00	30.00
RSS-247 TPC EIRP Limit (dBm)	30.00	30.00	30.00
EIRP Power (dBm)	19.77	26.94	26.82

Table 88 - 802.11ac / VHT80 MCS7x1 / MIMO CDD / Cores 0+1

Channel	Bottom	Top	Straddle
Frequency (MHz)	5530	5610	5690
Conducted Power Core 0 (dBm)	12.20	18.17	19.99
Conducted Power Core 1 (dBm)	12.29	18.06	19.89
Antenna Directional Gain (dBi)	3.46	3.46	3.46
15.407 Conducted Power Limit (dBm)	24.00	24.00	24.00
RSS-247 Conducted Power Limit (dBm)	24.00	24.00	24.00
Total Conducted Power (dBm)	15.25	21.12	22.95
15.407 TPC EIRP Limit (dBm)	30.00	30.00	30.00
RSS-247 TPC EIRP Limit (dBm)	30.00	30.00	30.00
EIRP Power (dBm)	18.72	24.59	26.41

Table 89 - 802.11ac / VHT80 MCS7x2 / MIMO SDM / Cores 0+1

Channel	Bottom	Top	Straddle
Frequency (MHz)	5530	5610	5690
Conducted Power Core 0 (dBm)	11.48	18.68	19.35
Conducted Power Core 1 (dBm)	11.27	18.61	19.44
Antenna Directional Gain (dBi)	6.39	6.39	6.39
15.407 Conducted Power Limit (dBm)	23.61	23.61	23.61
RSS-247 Conducted Power Limit (dBm)	24.00	24.00	24.00
Total Conducted Power (dBm)	14.39	21.66	22.41
15.407 TPC EIRP Limit (dBm)	30.00	30.00	30.00
RSS-247 TPC EIRP Limit (dBm)	30.00	30.00	30.00
EIRP Power (dBm)	20.78	28.05	28.80

Table 90 - 802.11ac / VHT80 MCS7x1 / MIMO TxBF / Cores 0+1

Channel	Bottom	Top	Straddle
Frequency (MHz)	5530	5610	5690
Antenna Directional Gain (dBi)	4.50	4.50	4.50
15.407 Conducted Power Limit (dBm)	24.00	24.00	24.00
RSS-247 Conducted Power Limit (dBm)	24.00	24.00	24.00
Conducted Power (dBm)	13.45	17.39	19.84
15.407 TPC EIRP Limit (dBm)	30.00	30.00	30.00
RSS-247 TPC EIRP Limit (dBm)	30.00	30.00	30.00
EIRP Power (dBm)	17.95	21.89	24.34

Table 91 - 802.11ax / HE80 MCS7x1 / SU / SISO / Core 0

Channel	Bottom	Top	Straddle
Frequency (MHz)	5530	5610	5690
Conducted Power Core 0 (dBm)	11.23	18.13	19.38
Conducted Power Core 1 (dBm)	11.40	18.11	19.38
Antenna Directional Gain (dBi)	4.50	4.50	4.50
15.407 Conducted Power Limit (dBm)	24.00	24.00	24.00
RSS-247 Conducted Power Limit (dBm)	24.00	24.00	24.00
Total Conducted Power (dBm)	14.33	21.13	22.39
15.407 TPC EIRP Limit (dBm)	30.00	30.00	30.00
RSS-247 TPC EIRP Limit (dBm)	30.00	30.00	30.00
EIRP Power (dBm)	18.83	25.63	26.89

Table 92 - 802.11ax / HE80 MCS7x1 / SU / MIMO CDD / Cores 0+1

Channel	Bottom	Top	Straddle
Frequency (MHz)	5530	5610	5690
Conducted Power Core 0 (dBm)	11.40	17.06	19.73
Conducted Power Core 1 (dBm)	11.35	17.04	19.99
Antenna Directional Gain (dBi)	3.46	3.46	3.46
15.407 Conducted Power Limit (dBm)	24.00	24.00	24.00
RSS-247 Conducted Power Limit (dBm)	24.00	24.00	24.00
Total Conducted Power (dBm)	14.39	20.06	22.88
15.407 TPC EIRP Limit (dBm)	30.00	30.00	30.00
RSS-247 TPC EIRP Limit (dBm)	30.00	30.00	30.00
EIRP Power (dBm)	17.85	23.52	26.34

Table 93 - 802.11ax / HE80 MCS7x2 / SU / MIMO SDM / Cores 0+1

U-NII-3

Channel	Bottom	Middle	Top
Frequency (MHz)	5745	5785	5825
Antenna Directional Gain (dBi)	2.50	2.50	2.50
15.407 Conducted Power Limit (dBm)	30.00	30.00	30.00
RSS-247 Conducted Power Limit (dBm)	30.00	30.00	30.00
Conducted Power (dBm)	19.97	19.78	19.84
15.407 EIRP Limit (dBm)	36.00	36.00	36.00
RSS-247 EIRP Limit (dBm)	36.00	36.00	36.00
EIRP Power (dBm)	22.47	22.28	22.34

Table 94 - 802.11n / HT20 MCS7 / SISO / Core 0

Channel	Bottom	Middle	Top
Frequency (MHz)	5745	5785	5825
Conducted Power Core 0 (dBm)	19.99	19.74	19.84
Conducted Power Core 1 (dBm)	19.92	19.91	20.00
Antenna Directional Gain (dBi)	2.50	2.50	2.50
15.407 Conducted Power Limit (dBm)	30.00	30.00	30.00
RSS-247 Conducted Power Limit (dBm)	30.00	30.00	30.00
Total Conducted Power (dBm)	22.97	22.84	22.93
15.407 EIRP Limit (dBm)	36.00	36.00	36.00
RSS-247 EIRP Limit (dBm)	36.00	36.00	36.00
EIRP Power (dBm)	25.47	25.34	25.43

Table 95 - 802.11n / HT20 MCS7 / MIMO CDD / Cores 0+1

Channel	Bottom	Middle	Top
Frequency (MHz)	5745	5785	5825
Conducted Power Core 0 (dBm)	19.96	19.83	19.84
Conducted Power Core 1 (dBm)	19.85	19.99	19.93
Antenna Directional Gain (dBi)	1.61	1.61	1.61
15.407 Conducted Power Limit (dBm)	30.00	30.00	30.00
RSS-247 Conducted Power Limit (dBm)	30.00	30.00	30.00
Total Conducted Power (dBm)	22.92	22.92	22.90
15.407 EIRP Limit (dBm)	36.00	36.00	36.00
RSS-247 EIRP Limit (dBm)	36.00	36.00	36.00
EIRP Power (dBm)	24.53	24.53	24.51

Table 96 - 802.11n / HT20 MCS15 / MIMO SDM / Cores 0+1

Channel	Bottom	Middle	Top
Frequency (MHz)	5745	5785	5825
Conducted Power Core 0 (dBm)	19.70	19.94	19.95
Conducted Power Core 1 (dBm)	19.94	19.66	19.92
Antenna Directional Gain (dBi)	4.57	4.57	4.57
15.407 Conducted Power Limit (dBm)	30.00	30.00	30.00
RSS-247 Conducted Power Limit (dBm)	30.00	30.00	30.00
Total Conducted Power (dBm)	22.83	22.81	22.94
15.407 EIRP Limit (dBm)	36.00	36.00	36.00
RSS-247 EIRP Limit (dBm)	36.00	36.00	36.00
EIRP Power (dBm)	27.40	27.38	27.51

Table 97 - 802.11ac / VHT20 MCS7x1 / MIMO TxBF / Cores 0+1

Channel	Bottom	Middle	Top
Frequency (MHz)	5745	5785	5825
Antenna Directional Gain (dBi)	2.50	2.50	2.50
15.407 Conducted Power Limit (dBm)	30.00	30.00	30.00
RSS-247 Conducted Power Limit (dBm)	30.00	30.00	30.00
Conducted Power (dBm)	19.88	19.91	19.83
15.407 EIRP Limit (dBm)	36.00	36.00	36.00
RSS-247 EIRP Limit (dBm)	36.00	36.00	36.00
EIRP Power (dBm)	22.38	22.41	22.33

Table 98 - 802.11ax / HE20 MCS7x1 / SU / SISO / Core 0

Channel	Bottom	Middle	Top
Frequency (MHz)	5745	5785	5825
Conducted Power Core 0 (dBm)	19.83	19.87	19.77
Conducted Power Core 1 (dBm)	19.78	19.76	19.88
Antenna Directional Gain (dBi)	2.50	2.50	2.50
15.407 Conducted Power Limit (dBm)	30.00	30.00	30.00
RSS-247 Conducted Power Limit (dBm)	30.00	30.00	30.00
Total Conducted Power (dBm)	22.81	22.83	22.84
15.407 EIRP Limit (dBm)	36.00	36.00	36.00
RSS-247 EIRP Limit (dBm)	36.00	36.00	36.00
EIRP Power (dBm)	25.31	25.33	25.34

Table 99 - 802.11ax / HE20 MCS7x1 / SU / MIMO CDD / Cores 0+1

Channel	Bottom	Middle	Top
Frequency (MHz)	5745	5785	5825
Conducted Power Core 0 (dBm)	19.93	19.82	19.94
Conducted Power Core 1 (dBm)	19.67	19.66	19.94
Antenna Directional Gain (dBi)	1.61	1.61	1.61
15.407 Conducted Power Limit (dBm)	30.00	30.00	30.00
RSS-247 Conducted Power Limit (dBm)	30.00	30.00	30.00
Total Conducted Power (dBm)	22.81	22.75	22.95
15.407 EIRP Limit (dBm)	36.00	36.00	36.00
RSS-247 EIRP Limit (dBm)	36.00	36.00	36.00
EIRP Power (dBm)	24.43	24.37	24.57

Table 100 - 802.11ax / HE20 MCS7x2 / SU / MIMO SDM / Cores 0+1

Channel	Bottom	Top
Frequency (MHz)	5755	5795
Antenna Directional Gain (dBi)	2.50	2.50
15.407 Conducted Power Limit (dBm)	30.00	30.00
RSS-247 Conducted Power Limit (dBm)	30.00	30.00
Conducted Power (dBm)	19.80	19.95
15.407 EIRP Limit (dBm)	36.00	36.00
RSS-247 EIRP Limit (dBm)	36.00	36.00
EIRP Power (dBm)	22.30	22.45

Table 101 - 802.11n / HT40 MCS7 / SISO / Core 0

Channel	Bottom	Top
Frequency (MHz)	5755	5795
Conducted Power Core 0 (dBm)	18.79	19.91
Conducted Power Core 1 (dBm)	18.99	19.88
Antenna Directional Gain (dBi)	2.50	2.50
15.407 Conducted Power Limit (dBm)	30.00	30.00
RSS-247 Conducted Power Limit (dBm)	30.00	30.00
Total Conducted Power (dBm)	21.90	22.90
15.407 EIRP Limit (dBm)	36.00	36.00
RSS-247 EIRP Limit (dBm)	36.00	36.00
EIRP Power (dBm)	24.40	25.40

Table 102 - 802.11n / HT40 MCS7 / MIMO CDD / Cores 0+1

Channel	Bottom	Top
Frequency (MHz)	5755	5795
Conducted Power Core 0 (dBm)	18.80	19.96
Conducted Power Core 1 (dBm)	18.94	19.74
Antenna Directional Gain (dBi)	1.61	1.61
15.407 Conducted Power Limit (dBm)	30.00	30.00
RSS-247 Conducted Power Limit (dBm)	30.00	30.00
Total Conducted Power (dBm)	21.88	22.86
15.407 EIRP Limit (dBm)	36.00	36.00
RSS-247 EIRP Limit (dBm)	36.00	36.00
EIRP Power (dBm)	23.49	24.47

Table 103 - 802.11n / HT40 MCS15 / MIMO SDM / Cores 0+1

Channel	Bottom	Top
Frequency (MHz)	5755	5795
Conducted Power Core 0 (dBm)	19.78	19.91
Conducted Power Core 1 (dBm)	19.75	19.81
Antenna Directional Gain (dBi)	4.57	4.57
15.407 Conducted Power Limit (dBm)	30.00	30.00
RSS-247 Conducted Power Limit (dBm)	30.00	30.00
Total Conducted Power (dBm)	22.78	22.87
15.407 EIRP Limit (dBm)	36.00	36.00
RSS-247 EIRP Limit (dBm)	36.00	36.00
EIRP Power (dBm)	27.34	27.44

Table 104 - 802.11ac / VHT40 MCS7x1 / MIMO TxBF / Cores 0+1

Channel	Bottom	Top
Frequency (MHz)	5755	5795
Antenna Directional Gain (dBi)	2.50	2.50
15.407 Conducted Power Limit (dBm)	30.00	30.00
RSS-247 Conducted Power Limit (dBm)	30.00	30.00
Conducted Power (dBm)	19.88	19.96
15.407 EIRP Limit (dBm)	36.00	36.00
RSS-247 EIRP Limit (dBm)	36.00	36.00
EIRP Power (dBm)	22.38	22.46

Table 105 - 802.11ax / HE40 MCS7x1 / SU / SISO / Core 0

Channel	Bottom	Top
Frequency (MHz)	5755	5795
Conducted Power Core 0 (dBm)	18.75	19.93
Conducted Power Core 1 (dBm)	18.94	19.91
Antenna Directional Gain (dBi)	2.50	2.50
15.407 Conducted Power Limit (dBm)	30.00	30.00
RSS-247 Conducted Power Limit (dBm)	30.00	30.00
Total Conducted Power (dBm)	21.85	22.93
15.407 EIRP Limit (dBm)	36.00	36.00
RSS-247 EIRP Limit (dBm)	36.00	36.00
EIRP Power (dBm)	24.35	25.43

Table 106 - 802.11ax / HE40 MCS7x1 / SU / MIMO CDD / Cores 0+1

Channel	Bottom	Top
Frequency (MHz)	5755	5795
Conducted Power Core 0 (dBm)	18.79	19.93
Conducted Power Core 1 (dBm)	18.99	19.96
Antenna Directional Gain (dBi)	1.61	1.61
15.407 Conducted Power Limit (dBm)	30.00	30.00
RSS-247 Conducted Power Limit (dBm)	30.00	30.00
Total Conducted Power (dBm)	21.90	22.95
15.407 EIRP Limit (dBm)	36.00	36.00
RSS-247 EIRP Limit (dBm)	36.00	36.00
EIRP Power (dBm)	23.51	24.57

Table 107 - 802.11ax / HE40 MCS7x2 / SU / MIMO SDM / Cores 0+1

Channel	Middle
Frequency (MHz)	5775
Antenna Directional Gain (dBi)	2.50
15.407 Conducted Power Limit (dBm)	30.00
RSS-247 Conducted Power Limit (dBm)	30.00
Conducted Power (dBm)	18.57
15.407 EIRP Limit (dBm)	36.00
RSS-247 EIRP Limit (dBm)	36.00
EIRP Power (dBm)	21.06

Table 108 - 802.11ac / VHT80 MCS7x1 / SISO / Core 0

Channel	Middle
Frequency (MHz)	5775
Conducted Power Core 0 (dBm)	18.68
Conducted Power Core 1 (dBm)	18.73
Antenna Directional Gain (dBi)	2.50
15.407 Conducted Power Limit (dBm)	30.00
RSS-247 Conducted Power Limit (dBm)	30.00
Total Conducted Power (dBm)	21.71
15.407 EIRP Limit (dBm)	36.00
RSS-247 EIRP Limit (dBm)	36.00
EIRP Power (dBm)	24.21

Table 109 - 802.11ac / VHT80 MCS7x1 / MIMO CDD / Cores 0+1

Channel	Middle
Frequency (MHz)	5775
Conducted Power Core 0 (dBm)	18.77
Conducted Power Core 1 (dBm)	18.92
Antenna Directional Gain (dBi)	1.61
15.407 Conducted Power Limit (dBm)	30.00
RSS-247 Conducted Power Limit (dBm)	30.00
Total Conducted Power (dBm)	21.85
15.407 EIRP Limit (dBm)	36.00
RSS-247 EIRP Limit (dBm)	36.00
EIRP Power (dBm)	23.47

Table 110 - 802.11ac / VHT80 MCS7x2 / MIMO SDM / Cores 0+1

Channel	Middle
Frequency (MHz)	5775
Conducted Power Core 0 (dBm)	19.22
Conducted Power Core 1 (dBm)	19.31
Antenna Directional Gain (dBi)	4.57
15.407 Conducted Power Limit (dBm)	30.00
RSS-247 Conducted Power Limit (dBm)	30.00
Total Conducted Power (dBm)	22.28
15.407 EIRP Limit (dBm)	36.00
RSS-247 EIRP Limit (dBm)	36.00
EIRP Power (dBm)	26.84

Table 111 - 802.11ac / VHT80 MCS7x1 / MIMO TxBF / Cores 0+1

Channel	Middle
Frequency (MHz)	5775
Antenna Directional Gain (dBi)	2.50
15.407 Conducted Power Limit (dBm)	30.00
RSS-247 Conducted Power Limit (dBm)	30.00
Conducted Power (dBm)	19.67
15.407 EIRP Limit (dBm)	36.00
RSS-247 EIRP Limit (dBm)	36.00
EIRP Power (dBm)	22.17

Table 112 - 802.11ax / HE80 MCS7x1 / SU / SISO / Core 0

Channel	Middle
Frequency (MHz)	5775
Conducted Power Core 0 (dBm)	19.96
Conducted Power Core 1 (dBm)	19.81
Antenna Directional Gain (dBi)	2.50
15.407 Conducted Power Limit (dBm)	30.00
RSS-247 Conducted Power Limit (dBm)	30.00
Total Conducted Power (dBm)	22.90
15.407 EIRP Limit (dBm)	36.00
RSS-247 EIRP Limit (dBm)	36.00
EIRP Power (dBm)	25.40

Table 113 - 802.11ax / HE80 MCS7x1 / SU / MIMO CDD / Cores 0+1

Channel	Middle
Frequency (MHz)	5775
Conducted Power Core 0 (dBm)	19.48
Conducted Power Core 1 (dBm)	19.24
Antenna Directional Gain (dBi)	1.61
15.407 Conducted Power Limit (dBm)	30.00
RSS-247 Conducted Power Limit (dBm)	30.00
Total Conducted Power (dBm)	22.37
15.407 EIRP Limit (dBm)	36.00
RSS-247 EIRP Limit (dBm)	36.00
EIRP Power (dBm)	23.98

Table 114 - 802.11ax / HE80 MCS7x2 / SU / MIMO SDM / Cores 0+1

FCC 47 CFR Part 15E, Limit Clause 15.407(a)

Condition of Operation	Frequency Range (MHz)			
	5150-5250	5250-5350	5470-5725	5725-5850
Max Conducted TX Power	30 dBm (1W) for master device 24 dBm (250 mW) for client device	24 dBm (250 mW) or 11 dBm + 10 Log B, whichever is lower (B = 26 dB emission BW)		30 dBm (1 W)
Max EIRP	4W (36 dBm) with 6 dBi antenna 200 W (53 dBm) for fixed P-t-P application with 23 dBi antenna Additional rule for outdoor operation: Max_EIRP < 125 mW (21 dBm) at any elevation angle > 30° from horizon.	1 W (30 dBm) with 6 dBi antenna		4 W (36 dBm) with 6 dBi antenna. No EIRP limit for fixed P-t-P application (i.e. no antenna gain limit)

Table 115

ISED RSS-247, Limit Clause 6.2.1.1, 6.2.2.1, 6.2.3.1 and 6.2.4.1

Device	Frequency Range (MHz)			
	5150-5250	5250-5350	5470-5725	5725-5850
OEM installed in vehicles	30 mW or 1.76 + 10 $\log_{10}$B, dBm (EIRP); whichever is less	30 mW or 1.76 + 10 $\log_{10}$B, dBm (EIRP)); whichever is less	-	-
Other	200 mW or 10 + 10$\log_{10}$B dBm (EIRP); whichever is less	250 mW or 11 + 10 $\log_{10}$B); whichever is less 1.0 W or 17 + 10$\log_{10}$B dBm EIRP; whichever is less	250 mW or 11 + 10 $\log_{10}$B); whichever is less 1.0 W or 17 + 10$\log_{10}$B dBm EIRP; whichever is less	1W 4W EIRP

Table 116

2.1.7 Test Location and Test Equipment Used

This test was carried out in RF Laboratory 1.

Instrument	Manufacturer	Type No	TE No	Calibration Period (months)	Calibration Due
10dB/1W SMA Attenuator dc - 18GHz	Sealectro	60-674-1010-89	395	-	O/P Mon
Multimeter	Iso-tech	IDM101	2421	12	30-Oct-2021
Hygrometer	Rotronic	I-1000	3220	12	16-Oct-2021
1800-6000 MHz Power Splitter	Mini-Circuits	ZN2PD-63-S+	4055	-	O/P Mon
1 Metre SMA Cable	Rhophase	3PS-1801A-1000-3PS	4099	12	22-Jun-2021
1501A 4.0M Km Km Cable	Rhophase	KPS-1501A-4000-KPS	4301	12	O/P Mon
802.11 Router	Edimax	BR-642n v2.0	4451	-	TU

Instrument	Manufacturer	Type No	TE No	Calibration Period (months)	Calibration Due
Power splitter - 2 port	Mini-Circuits	ZN2PD-63-S+	4743	12	23-Sep-2021
Cable (18 GHz)	Rosenberger	LU7-071-1000	5100	12	12-Oct-2021
Cable (18 GHz)	Rosenberger	LU7-071-2000	5107	12	22-Jun-2021
USB Power Sensor	Boonton	RTP5006	5186	12	02-Dec-2021
AC Programmable Power Supply	iTech	IT7324	5227	-	O/P Mon
Power Splitter, 4 way	Mini-Circuits	ZN4PD1-63-S+	5236	-	O/P Mon
USB Power Sensor	Boonton	RTP5006	5280	12	27-Apr-2021
Cable 2.92m	Junkosha	MWX241/B	5411	12	22-Jun-2021
3.5 mm 1m Cable	Junkosha	MWX221-01000DMS	5417	12	22-Jun-2021
3.5 mm 1m Cable	Junkosha	MWX221-01000DMS	5418	12	22-Jun-2021
3.5 mm 2m Cable	Junkosha	MWX221-02000DMS	5430	12	22-Jun-2021
Attenuator 5W 10dB DC-18GHz	Aaren	AT40A-4041-D18-10	5487	12	14-Apr-2021
Attenuator 2W 10dB DC-10GHz	Telegartner	J01156A0031	5575	-	O/P Mon
Attenuator 2W 10dB DC-10GHz	Telegartner	J01156A0031	5577	-	O/P Mon
Attenuator 2W 10dB DC-10GHz	Telegartner	J01156A0031	5579	-	O/P Mon
Attenuator 2W 10dB DC-10GHz	Telegartner	J01156A0031	5580	-	O/P Mon
Attenuator 2W 10dB DC-10GHz	Telegartner	J01156A0031	5581	-	O/P Mon
2-Way Power Divider (2-8 GHz)	Aaren	AT30A-TE0208-2-AF	5685	12	18-Dec-2021
2-Way Power Divider (2-8 GHz)	Aaren	AT30A-TE0208-2-AF	5687	12	18-Dec-2021

Table 117

TU - Traceability Unscheduled
O/P Mon – Output Monitored using calibrated equipment

2.2 Maximum Conducted Power Spectral Density

2.2.1 Specification Reference

FCC 47 CFR Part 15E, Clause 15.407 (a)
ISED RSS-247, Clause 6.2

2.2.2 Equipment Under Test and Modification State

A2438, S/N: C02DM00V087Y - Modification State 0

2.2.3 Date of Test

18-December-2020 to 08-January-2021

2.2.4 Test Method

The test was performed in accordance with ANSI C63.10, clause 12.5.

Where the EUT duty cycle was < 98 % and repeatable within 2 %, the spectrum analyser was set to trace (power) averaging and a duty cycle correction was added as calculated in the result tables below (Method SA-2). Where the duty cycle was ≥ 98 % the spectrum analyser was set to trace (power) averaging and no duty cycle correction made (Method SA-1).

Results for the U-NII-3 band were measured in a narrower bandwidth and integrated over 500 kHz using the spectrum analyzers channel power integration function.

The output power was verified as being the same from each transmit core (within negligible tolerances), but the antenna gains were not identical. Therefore, the modes reported for SISO or 2TX MIMO operation are those giving the highest EIRP and/or lowest conducted limit based on the combination of antennas giving highest total directional gain.

MIMO output port summing was performed in accordance with KDB 662911 D01:

For the CDD results the Directional Gain was calculated in accordance with the equation given in clause F)2)f)(ii) summed for a single spacial stream.

For SDM modes Directional Gain was calculated in accordance with clause F)2)d)(ii).

For transmit beamforming (TxBF) mode it was calculated in accordance with clause F)2)d)(i).

2.2.5 Environmental Conditions

Ambient Temperature	20.9 - 23.8 °C
Relative Humidity	22.4 - 50.1 %

2.2.6 Test Results

5 GHz WLAN

U-NII-1

Channel	Bottom	Middle	Top
Frequency (MHz)	5180	5200	5240
Raw Conducted PSD (dBm/MHz)	4.01	6.35	6.57
Duty Cycle Correction (dB)	N/A SA-1	N/A SA-1	N/A SA-1
Antenna Directional Gain (dBi)	4.30	4.30	4.30
15.407 Conducted PSD Limit (dBm/MHz)	11.00	11.00	11.00
Conducted PSD Result (dBm/MHz)	4.01	6.35	6.57

Table 118 - 802.11a / 6 Mbps / SISO / Core 0 / Country Code US

Channel	Bottom	Middle	Top
Frequency (MHz)	5180	5200	5240
Raw Conducted PSD (dBm/MHz)	1.48	1.40	1.71
Duty Cycle Correction (dB)	N/A SA-1	N/A SA-1	N/A SA-1
Antenna Directional Gain (dBi)	4.30	4.30	4.30
RSS-247 EIRP Spectral Density Limit (dBm/MHz)	10.00	10.00	10.00
EIRP Spectral Density Result (dBm/MHz)	5.78	5.70	6.01

Table 119 - 802.11a / 6 Mbps / SISO / Core 0 / Country Code CA

Channel	Bottom	Middle	Top
Frequency (MHz)	5180	5200	5240
Raw Conducted PSD (dBm/MHz)	2.20	4.31	4.91
Duty Cycle Correction (dB)	0.35	0.35	0.35
Antenna Directional Gain (dBi)	4.30	4.30	4.30
15.407 Conducted PSD Limit (dBm/MHz)	11.00	11.00	11.00
Conducted PSD Result (dBm/MHz)	2.55	4.66	5.26

Table 120 - 802.11n / HT20 MCS7 / SISO / Core 0 / Country Code US

Channel	Bottom	Middle	Top
Frequency (MHz)	5180	5200	5240
Raw Conducted PSD (dBm/MHz)	-0.23	-0.52	-0.05
Duty Cycle Correction (dB)	0.35	0.35	0.35
Antenna Directional Gain (dBi)	4.30	4.30	4.30
RSS-247 EIRP Spectral Density Limit (dBm/MHz)	10.00	10.00	10.00
EIRP Spectral Density Result (dBm/MHz)	4.42	4.13	4.60

Table 121 - 802.11n / HT20 MCS7 / SISO / Core 0 / Country Code CA

Channel	Bottom	Middle	Top
Frequency (MHz)	5180	5200	5240
Conducted PSD Core 0 (dBm/MHz)	-0.05	0.81	1.23
Conducted PSD Core 1 (dBm/MHz)	-0.67	0.19	0.87
Duty Cycle Correction (dB)	0.35	0.35	0.35
Antenna Directional Gain (dBi)	7.16	7.16	7.16
15.407 Conducted PSD Limit (dBm/MHz)	9.84	9.84	9.84
Conducted PSD Result (dBm/MHz)	3.01	3.87	4.42

Table 122 - 802.11n / HT20 MCS7 / MIMO CDD / Cores 0+1 / Country Code US

Channel	Bottom	Middle	Top
Frequency (MHz)	5180	5200	5240
Conducted PSD Core 0 (dBm/MHz)	-6.15	-6.41	-5.88
Conducted PSD Core 1 (dBm/MHz)	-6.55	-6.77	-6.52
Duty Cycle Correction (dB)	0.35	0.35	0.35
Antenna Directional Gain (dBi)	7.16	7.16	7.16
RSS-247 EIRP Spectral Density Limit (dBm/MHz)	10.00	10.00	10.00
EIRP Spectral Density Result (dBm/MHz)	4.17	3.93	4.33

Table 123 - 802.11n / HT20 MCS7 / MIMO CDD / Cores 0+1 / Country Code CA

Channel	Bottom	Middle	Top
Frequency (MHz)	5180	5200	5240
Conducted PSD Core 0 (dBm/MHz)	0.92	2.23	2.55
Conducted PSD Core 1 (dBm/MHz)	0.80	2.35	2.23
Duty Cycle Correction (dB)	0.57	0.57	0.57
Antenna Directional Gain (dBi)	4.15	4.15	4.15
15.407 Conducted PSD Limit (dBm/MHz)	11.00	11.00	11.00
Conducted PSD Result (dBm/MHz)	4.44	5.87	5.97

Table 124 - 802.11n / HT20 MCS15 / MIMO SDM / Cores 0+1 / Country Code US

Channel	Bottom	Middle	Top
Frequency (MHz)	5180	5200	5240
Conducted PSD Core 0 (dBm/MHz)	-2.08	-2.61	-2.42
Conducted PSD Core 1 (dBm/MHz)	-2.28	-2.28	-2.63
Duty Cycle Correction (dB)	0.57	0.57	0.57
Antenna Directional Gain (dBi)	4.15	4.15	4.15
RSS-247 EIRP Spectral Density Limit (dBm/MHz)	10.00	10.00	10.00
EIRP Spectral Density Result (dBm/MHz)	5.56	5.29	5.21

Table 125 - 802.11n / HT20 MCS15 / MIMO SDM / Cores 0+1 / Country Code CA

Channel	Bottom	Middle	Top
Frequency (MHz)	5180	5200	5240
Conducted PSD Core 0 (dBm/MHz)	-0.34	-8.10	1.41
Conducted PSD Core 1 (dBm/MHz)	-0.93	0.37	0.13
Duty Cycle Correction (dB)	0.27	0.26	0.26
Antenna Directional Gain (dBi)	7.16	7.16	7.16
15.407 Conducted PSD Limit (dBm/MHz)	9.84	9.84	9.84
Conducted PSD Result (dBm/MHz)	2.66	1.21	4.09

Table 126 - 802.11ac / VHT20 MCS7x1 / MIMO TxBF / Cores 0+1 / Country Code US

Channel	Bottom	Middle	Top
Frequency (MHz)	5180	5200	5240
Conducted PSD Core 0 (dBm/MHz)	-6.02	-6.52	-5.88
Conducted PSD Core 1 (dBm/MHz)	-6.59	-6.82	-6.87
Duty Cycle Correction (dB)	0.24	0.58	0.25
Antenna Directional Gain (dBi)	7.16	7.16	7.16
RSS-247 EIRP Spectral Density Limit (dBm/MHz)	10.00	10.00	10.00
EIRP Spectral Density Result (dBm/MHz)	4.11	4.08	4.08

Table 127 - 802.11ac / VHT20 MCS7x1 / MIMO TxBF / Cores 0+1 / Country Code CA

Channel	Bottom	Middle	Top
Frequency (MHz)	5180	5200	5240
Raw Conducted PSD (dBm/MHz)	1.63	4.41	4.57
Duty Cycle Correction (dB)	0.40	0.39	0.40
Antenna Directional Gain (dBi)	4.30	4.30	4.30
15.407 Conducted PSD Limit (dBm/MHz)	11.00	11.00	11.00
Conducted PSD Result (dBm/MHz)	2.03	4.81	4.97

Table 128 - 802.11ax / HE20 MCS7x1 / SU / SISO / Core 0 / Country Code US

Channel	Bottom	Middle	Top
Frequency (MHz)	5180	5200	5240
Raw Conducted PSD (dBm/MHz)	-0.53	-0.64	-0.42
Duty Cycle Correction (dB)	0.40	0.40	0.40
Antenna Directional Gain (dBi)	4.30	4.30	4.30
RSS-247 EIRP Spectral Density Limit (dBm/MHz)	10.00	10.00	10.00
EIRP Spectral Density Result (dBm/MHz)	4.17	4.06	4.28

Table 129 - 802.11ax / HE20 MCS7x1 / SU / SISO / Core 0 / Country Code CA

Channel	Bottom	Middle	Top
Frequency (MHz)	5180	5200	5240
Raw Conducted PSD (dBm/MHz)	4.95	5.27	5.81
Duty Cycle Correction (dB)	0.28	0.28	0.28
Antenna Directional Gain (dBi)	4.30	4.30	4.30
15.407 Conducted PSD Limit (dBm/MHz)	11.00	11.00	11.00
Conducted PSD Result (dBm/MHz)	5.23	5.54	6.08

Table 130 - 802.11ax / HE20 MCS7x1 / RU 26-0 / SISO / Core 0 / Country Code US

Channel	Bottom	Middle	Top
Frequency (MHz)	5180	5200	5240
Raw Conducted PSD (dBm/MHz)	-0.26	-0.47	0.86
Duty Cycle Correction (dB)	0.28	0.28	0.28
Antenna Directional Gain (dBi)	4.30	4.30	4.30
RSS-247 EIRP Spectral Density Limit (dBm/MHz)	10.00	10.00	10.00
EIRP Spectral Density Result (dBm/MHz)	4.32	4.10	5.44

Table 131 - 802.11ax / HE20 MCS7x1 / RU 26-0 / SISO / Core 0 / Country Code CA

Channel	Bottom	Middle	Top
Frequency (MHz)	5180	5200	5240
Raw Conducted PSD (dBm/MHz)	4.76	5.16	5.60
Duty Cycle Correction (dB)	0.28	0.28	0.27
Antenna Directional Gain (dBi)	4.30	4.30	4.30
15.407 Conducted PSD Limit (dBm/MHz)	11.00	11.00	11.00
Conducted PSD Result (dBm/MHz)	5.04	5.44	5.88

Table 132 - 802.11ax / HE20 MCS7x1 / RU 26-8 / SISO / Core 0 / Country Code US

Channel	Bottom	Middle	Top
Frequency (MHz)	5180	5200	5240
Raw Conducted PSD (dBm/MHz)	-0.18	-0.13	1.47
Duty Cycle Correction (dB)	0.28	0.28	0.28
Antenna Directional Gain (dBi)	4.30	4.30	4.30
RSS-247 EIRP Spectral Density Limit (dBm/MHz)	10.00	10.00	10.00
EIRP Spectral Density Result (dBm/MHz)	4.40	4.45	6.05

Table 133 - 802.11ax / HE20 MCS7x1 / RU 26-8 / SISO / Core 0 / Country Code CA

Channel	Bottom	Middle	Top
Frequency (MHz)	5180	5200	5240
Raw Conducted PSD (dBm/MHz)	5.37	5.41	5.66
Duty Cycle Correction (dB)	0.30	0.29	0.29
Antenna Directional Gain (dBi)	4.30	4.30	4.30
15.407 Conducted PSD Limit (dBm/MHz)	11.00	11.00	11.00
Conducted PSD Result (dBm/MHz)	5.67	5.70	5.95

Table 134 - 802.11ax / HE20 MCS7x1 / RU 52-37 / SISO / Core 0 / Country Code US

Channel	Bottom	Middle	Top
Frequency (MHz)	5180	5200	5240
Raw Conducted PSD (dBm/MHz)	0.30	0.09	0.16
Duty Cycle Correction (dB)	0.30	0.29	0.29
Antenna Directional Gain (dBi)	4.30	4.30	4.30
RSS-247 EIRP Spectral Density Limit (dBm/MHz)	10.00	10.00	10.00
EIRP Spectral Density Result (dBm/MHz)	4.90	4.69	4.76

Table 135 - 802.11ax / HE20 MCS7x1 / RU 52-37 / SISO / Core 0 / Country Code CA

Channel	Bottom	Middle	Top
Frequency (MHz)	5180	5200	5240
Raw Conducted PSD (dBm/MHz)	5.53	5.49	5.88
Duty Cycle Correction (dB)	0.30	0.29	0.29
Antenna Directional Gain (dBi)	4.30	4.30	4.30
15.407 Conducted PSD Limit (dBm/MHz)	11.00	11.00	11.00
Conducted PSD Result (dBm/MHz)	5.83	5.79	6.17

Table 136 - 802.11ax / HE20 MCS7x1 / RU 52-40 / SISO / Core 0 / Country Code US

Channel	Bottom	Middle	Top
Frequency (MHz)	5180	5200	5240
Raw Conducted PSD (dBm/MHz)	0.09	-0.19	0.28
Duty Cycle Correction (dB)	0.30	0.29	0.29
Antenna Directional Gain (dBi)	4.30	4.30	4.30
RSS-247 EIRP Spectral Density Limit (dBm/MHz)	10.00	10.00	10.00
EIRP Spectral Density Result (dBm/MHz)	4.69	4.40	4.88

Table 137 - 802.11ax / HE20 MCS7x1 / RU 52-40 / SISO / Core 0 / Country Code CA

Channel	Bottom	Middle	Top
Frequency (MHz)	5180	5200	5240
Raw Conducted PSD (dBm/MHz)	5.58	5.67	5.93
Duty Cycle Correction (dB)	0.21	0.20	0.20
Antenna Directional Gain (dBi)	4.30	4.30	4.30
15.407 Conducted PSD Limit (dBm/MHz)	11.00	11.00	11.00
Conducted PSD Result (dBm/MHz)	5.79	5.87	6.13

Table 138 - 802.11ax / HE20 MCS7x1 / RU 106-53 / SISO / Core 0 / Country Code US

Channel	Bottom	Middle	Top
Frequency (MHz)	5180	5200	5240
Raw Conducted PSD (dBm/MHz)	0.30	0.22	0.32
Duty Cycle Correction (dB)	0.21	0.20	0.20
Antenna Directional Gain (dBi)	4.30	4.30	4.30
RSS-247 EIRP Spectral Density Limit (dBm/MHz)	10.00	10.00	10.00
EIRP Spectral Density Result (dBm/MHz)	4.81	4.73	4.83

Table 139 - 802.11ax / HE20 MCS7x1 / RU 106-53 / SISO / Core 0 / Country Code CA

Channel	Bottom	Middle	Top
Frequency (MHz)	5180	5200	5240
Raw Conducted PSD (dBm/MHz)	5.49	5.72	5.98
Duty Cycle Correction (dB)	0.21	0.20	0.20
Antenna Directional Gain (dBi)	4.30	4.30	4.30
15.407 Conducted PSD Limit (dBm/MHz)	11.00	11.00	11.00
Conducted PSD Result (dBm/MHz)	5.70	5.93	6.18

Table 140 - 802.11ax / HE20 MCS7x1 / RU 106-54 / SISO / Core 0 / Country Code US

Channel	Bottom	Middle	Top
Frequency (MHz)	5180	5200	5240
Raw Conducted PSD (dBm/MHz)	0.17	0.34	0.49
Duty Cycle Correction (dB)	0.21	0.20	0.20
Antenna Directional Gain (dBi)	4.30	4.30	4.30
RSS-247 EIRP Spectral Density Limit (dBm/MHz)	10.00	10.00	10.00
EIRP Spectral Density Result (dBm/MHz)	4.67	4.84	5.00

Table 141 - 802.11ax / HE20 MCS7x1 / RU 106-54 / SISO / Core 0 / Country Code CA

Channel	Bottom	Middle	Top
Frequency (MHz)	5180	5200	5240
Conducted PSD Core 0 (dBm/MHz)	-0.67	0.53	0.96
Conducted PSD Core 1 (dBm/MHz)	-1.15	0.04	0.11
Duty Cycle Correction (dB)	0.40	0.40	0.40
Antenna Directional Gain (dBi)	7.16	7.16	7.16
15.407 Conducted PSD Limit (dBm/MHz)	9.84	9.84	9.84
Conducted PSD Result (dBm/MHz)	2.50	3.70	3.96

Table 142 - 802.11ax / HE20 MCS7x1 / SU / MIMO CDD / Cores 0+1 / Country Code US

Channel	Bottom	Middle	Top
Frequency (MHz)	5180	5200	5240
Conducted PSD Core 0 (dBm/MHz)	-6.12	-6.78	-6.20
Conducted PSD Core 1 (dBm/MHz)	-6.90	-7.00	-6.86
Duty Cycle Correction (dB)	0.40	0.40	0.40
Antenna Directional Gain (dBi)	7.16	7.16	7.16
RSS-247 EIRP Spectral Density Limit (dBm/MHz)	10.00	10.00	10.00
EIRP Spectral Density Result (dBm/MHz)	4.08	3.69	4.05

Table 143 - 802.11ax / HE20 MCS7x1 / SU / MIMO CDD / Cores 0+1 / Country Code CA

Channel	Bottom	Middle	Top
Frequency (MHz)	5180	5200	5240
Conducted PSD Core 0 (dBm/MHz)	-0.05	1.00	1.40
Conducted PSD Core 1 (dBm/MHz)	-1.03	0.71	0.83
Duty Cycle Correction (dB)	0.28	0.28	0.28
Antenna Directional Gain (dBi)	7.16	7.16	7.16
15.407 Conducted PSD Limit (dBm/MHz)	9.84	9.84	9.84
Conducted PSD Result (dBm/MHz)	2.77	4.14	4.41

Table 144 - 802.11ax / HE20 MCS7x1 / RU 26-0 / MIMO CDD / Cores 0+1 / Country Code US

Channel	Bottom	Middle	Top
Frequency (MHz)	5180	5200	5240
Conducted PSD Core 0 (dBm/MHz)	-3.66	-3.21	-3.72
Conducted PSD Core 1 (dBm/MHz)	-4.30	-3.83	-4.21
Duty Cycle Correction (dB)	0.28	0.28	0.28
Antenna Directional Gain (dBi)	7.16	7.16	7.16
RSS-247 EIRP Spectral Density Limit (dBm/MHz)	10.00	10.00	10.00
EIRP Spectral Density Result (dBm/MHz)	6.48	6.94	6.49

Table 145 - 802.11ax / HE20 MCS7x1 / RU 26-0 / MIMO CDD / Cores 0+1 / Country Code CA

Channel	Bottom	Middle	Top
Frequency (MHz)	5180	5200	5240
Conducted PSD Core 0 (dBm/MHz)	-0.48	0.72	1.30
Conducted PSD Core 1 (dBm/MHz)	-0.72	0.24	0.95
Duty Cycle Correction (dB)	0.28	0.28	0.28
Antenna Directional Gain (dBi)	7.16	7.16	7.16
15.407 Conducted PSD Limit (dBm/MHz)	9.84	9.84	9.84
Conducted PSD Result (dBm/MHz)	2.69	3.77	4.42

Table 146 - 802.11ax / HE20 MCS7x1 / RU 26-8 / MIMO CDD / Cores 0+1 / Country Code US

Channel	Bottom	Middle	Top
Frequency (MHz)	5180	5200	5240
Conducted PSD Core 0 (dBm/MHz)	-3.13	-4.12	-3.23
Conducted PSD Core 1 (dBm/MHz)	-3.53	-4.93	-3.51
Duty Cycle Correction (dB)	0.28	0.28	0.28
Antenna Directional Gain (dBi)	7.16	7.16	7.16
RSS-247 EIRP Spectral Density Limit (dBm/MHz)	10.00	10.00	10.00
EIRP Spectral Density Result (dBm/MHz)	7.13	5.94	7.08

Table 147 - 802.11ax / HE20 MCS7x1 / RU 26-8 / MIMO CDD / Cores 0+1 / Country Code CA

Channel	Bottom	Middle	Top
Frequency (MHz)	5180	5200	5240
Conducted PSD Core 0 (dBm/MHz)	0.12	1.23	1.45
Conducted PSD Core 1 (dBm/MHz)	-0.39	0.62	0.92
Duty Cycle Correction (dB)	0.30	0.29	0.29
Antenna Directional Gain (dBi)	7.16	7.16	7.16
15.407 Conducted PSD Limit (dBm/MHz)	9.84	9.84	9.84
Conducted PSD Result (dBm/MHz)	3.18	4.24	4.50

Table 148 - 802.11ax / HE20 MCS7x1 / RU 52-37 / MIMO CDD / Cores 0+1 / Country Code US

Channel	Bottom	Middle	Top
Frequency (MHz)	5180	5200	5240
Conducted PSD Core 0 (dBm/MHz)	-4.35	-4.28	-2.47
Conducted PSD Core 1 (dBm/MHz)	-3.86	-4.13	-2.19
Duty Cycle Correction (dB)	0.30	0.29	0.29
Antenna Directional Gain (dBi)	7.16	7.16	7.16
RSS-247 EIRP Spectral Density Limit (dBm/MHz)	10.00	10.00	10.00
EIRP Spectral Density Result (dBm/MHz)	6.37	6.26	8.14

Table 149 - 802.11ax / HE20 MCS7x1 / RU 52-37 / MIMO CDD / Cores 0+1 / Country Code CA

Channel	Bottom	Middle	Top
Frequency (MHz)	5180	5200	5240
Conducted PSD Core 0 (dBm/MHz)	0.27	1.17	1.55
Conducted PSD Core 1 (dBm/MHz)	0.00	0.62	1.16
Duty Cycle Correction (dB)	0.30	0.29	0.29
Antenna Directional Gain (dBi)	7.16	7.16	7.16
15.407 Conducted PSD Limit (dBm/MHz)	9.84	9.84	9.84
Conducted PSD Result (dBm/MHz)	3.44	4.21	4.66

Table 150 - 802.11ax / HE20 MCS7x1 / RU 52-40 / MIMO CDD / Cores 0+1 / Country Code US

Channel	Bottom	Middle	Top
Frequency (MHz)	5180	5200	5240
Conducted PSD Core 0 (dBm/MHz)	-3.73	-3.40	-1.60
Conducted PSD Core 1 (dBm/MHz)	-3.67	-3.75	-2.09
Duty Cycle Correction (dB)	0.30	0.29	0.29
Antenna Directional Gain (dBi)	7.16	7.16	7.16
RSS-247 EIRP Spectral Density Limit (dBm/MHz)	10.00	10.00	10.00
EIRP Spectral Density Result (dBm/MHz)	6.77	6.90	8.63

Table 151 - 802.11ax / HE20 MCS7x1 / RU 52-40 / MIMO CDD / Cores 0+1 / Country Code CA

Channel	Bottom	Middle	Top
Frequency (MHz)	5180	5200	5240
Conducted PSD Core 0 (dBm/MHz)	0.29	1.04	1.62
Conducted PSD Core 1 (dBm/MHz)	-0.10	0.93	1.21
Duty Cycle Correction (dB)	0.21	0.20	0.20
Antenna Directional Gain (dBi)	7.16	7.16	7.16
15.407 Conducted PSD Limit (dBm/MHz)	9.84	9.84	9.84
Conducted PSD Result (dBm/MHz)	3.32	4.20	4.63

Table 152 - 802.11ax / HE20 MCS7x1 / RU 106-53 / MIMO CDD / Cores 0+1 / Country Code US

Channel	Bottom	Middle	Top
Frequency (MHz)	5180	5200	5240
Conducted PSD Core 0 (dBm/MHz)	-5.38	-5.76	-4.64
Conducted PSD Core 1 (dBm/MHz)	-5.84	-5.91	-5.08
Duty Cycle Correction (dB)	0.21	0.20	0.20
Antenna Directional Gain (dBi)	7.16	7.16	7.16
RSS-247 EIRP Spectral Density Limit (dBm/MHz)	10.00	10.00	10.00
EIRP Spectral Density Result (dBm/MHz)	4.77	4.54	5.52

Table 153 - 802.11ax / HE20 MCS7x1 / RU 106-53 / MIMO CDD / Cores 0+1 / Country Code CA

Channel	Bottom	Middle	Top
Frequency (MHz)	5180	5200	5240
Conducted PSD Core 0 (dBm/MHz)	0.15	1.41	1.53
Conducted PSD Core 1 (dBm/MHz)	-0.23	0.69	1.52
Duty Cycle Correction (dB)	0.21	0.20	0.20
Antenna Directional Gain (dBi)	7.16	7.16	7.16
15.407 Conducted PSD Limit (dBm/MHz)	9.84	9.84	9.84
Conducted PSD Result (dBm/MHz)	3.18	4.28	4.74

Table 154 - 802.11ax / HE20 MCS7x1 / RU 106-54 / MIMO CDD / Cores 0+1 / Country Code US

Channel	Bottom	Middle	Top
Frequency (MHz)	5180	5200	5240
Conducted PSD Core 0 (dBm/MHz)	-5.36	-5.74	-4.16
Conducted PSD Core 1 (dBm/MHz)	-5.91	-6.44	-4.83
Duty Cycle Correction (dB)	0.21	0.20	0.20
Antenna Directional Gain (dBi)	7.16	7.16	7.16
RSS-247 EIRP Spectral Density Limit (dBm/MHz)	10.00	10.00	10.00
EIRP Spectral Density Result (dBm/MHz)	4.76	4.30	5.89

Table 155 - 802.11ax / HE20 MCS7x1 / RU 106-54 / MIMO CDD / Cores 0+1 / Country Code CA

Channel	Bottom	Middle	Top
Frequency (MHz)	5180	5200	5240
Conducted PSD Core 0 (dBm/MHz)	0.66	2.14	2.47
Conducted PSD Core 1 (dBm/MHz)	0.30	2.36	1.91
Duty Cycle Correction (dB)	0.56	0.56	0.56
Antenna Directional Gain (dBi)	4.15	4.15	4.15
15.407 Conducted PSD Limit (dBm/MHz)	11.00	11.00	11.00
Conducted PSD Result (dBm/MHz)	4.05	5.82	5.77

Table 156 - 802.11ax / HE20 MCS7x2 / SU / MIMO SDM / Cores 0+1 / Country Code US

Channel	Bottom	Middle	Top
Frequency (MHz)	5180	5200	5240
Conducted PSD Core 0 (dBm/MHz)	-2.72	-2.64	-2.64
Conducted PSD Core 1 (dBm/MHz)	-2.44	-2.49	-2.81
Duty Cycle Correction (dB)	0.56	0.56	0.56
Antenna Directional Gain (dBi)	4.15	4.15	4.15
RSS-247 EIRP Spectral Density Limit (dBm/MHz)	10.00	10.00	10.00
EIRP Spectral Density Result (dBm/MHz)	5.15	5.16	5.01

Table 157 - 802.11ax / HE20 MCS7x2 / SU / MIMO SDM / Cores 0+1 / Country Code CA

Channel	Bottom	Middle	Top
Frequency (MHz)	5180	5200	5240
Conducted PSD Core 0 (dBm/MHz)	2.73	2.91	3.18
Conducted PSD Core 1 (dBm/MHz)	2.09	2.98	2.82
Duty Cycle Correction (dB)	0.28	0.27	0.28
Antenna Directional Gain (dBi)	4.15	4.15	4.15
15.407 Conducted PSD Limit (dBm/MHz)	11.00	11.00	11.00
Conducted PSD Result (dBm/MHz)	5.71	6.23	6.29

Table 158 - 802.11ax / HE20 MCS7x2 / RU 26-0 / MIMO SDM / Cores 0+1 / Country Code US

Channel	Bottom	Middle	Top
Frequency (MHz)	5180	5200	5240
Conducted PSD Core 0 (dBm/MHz)	-1.65	-2.52	-2.09
Conducted PSD Core 1 (dBm/MHz)	-2.43	-2.53	-2.37
Duty Cycle Correction (dB)	0.28	0.28	0.28
Antenna Directional Gain (dBi)	4.15	4.15	4.15
RSS-247 EIRP Spectral Density Limit (dBm/MHz)	10.00	10.00	10.00
EIRP Spectral Density Result (dBm/MHz)	5.42	4.91	5.21

Table 159 - 802.11ax / HE20 MCS7x2 / RU 26-0 / MIMO SDM / Cores 0+1 / Country Code CA

Channel	Bottom	Middle	Top
Frequency (MHz)	5180	5200	5240
Conducted PSD Core 0 (dBm/MHz)	2.28	2.49	3.19
Conducted PSD Core 1 (dBm/MHz)	2.25	2.76	3.13
Duty Cycle Correction (dB)	0.28	0.28	0.28
Antenna Directional Gain (dBi)	4.15	4.15	4.15
15.407 Conducted PSD Limit (dBm/MHz)	11.00	11.00	11.00
Conducted PSD Result (dBm/MHz)	5.55	5.92	6.45

Table 160 - 802.11ax / HE20 MCS7x2 / RU 26-8 / MIMO SDM / Cores 0+1 / Country Code US

Channel	Bottom	Middle	Top
Frequency (MHz)	5180	5200	5240
Conducted PSD Core 0 (dBm/MHz)	-2.21	-2.56	-1.72
Conducted PSD Core 1 (dBm/MHz)	-2.12	-2.28	-2.44
Duty Cycle Correction (dB)	0.28	0.28	0.28
Antenna Directional Gain (dBi)	4.15	4.15	4.15
RSS-247 EIRP Spectral Density Limit (dBm/MHz)	10.00	10.00	10.00
EIRP Spectral Density Result (dBm/MHz)	5.28	5.02	5.37

Table 161 - 802.11ax / HE20 MCS7x2 / RU 26-8 / MIMO SDM / Cores 0+1 / Country Code CA

Channel	Bottom	Middle	Top
Frequency (MHz)	5180	5200	5240
Conducted PSD Core 0 (dBm/MHz)	3.16	3.06	3.28
Conducted PSD Core 1 (dBm/MHz)	2.64	3.21	3.17
Duty Cycle Correction (dB)	0.30	0.29	0.29
Antenna Directional Gain (dBi)	4.15	4.15	4.15
15.407 Conducted PSD Limit (dBm/MHz)	11.00	11.00	11.00
Conducted PSD Result (dBm/MHz)	6.21	6.44	6.53

Table 162 - 802.11ax / HE20 MCS7x2 / RU 52-37 / MIMO SDM / Cores 0+1 / Country Code US

Channel	Bottom	Middle	Top
Frequency (MHz)	5180	5200	5240
Conducted PSD Core 0 (dBm/MHz)	-1.69	-1.94	-1.86
Conducted PSD Core 1 (dBm/MHz)	-1.81	-1.84	-2.27
Duty Cycle Correction (dB)	0.30	0.29	0.29
Antenna Directional Gain (dBi)	4.15	4.15	4.15
RSS-247 EIRP Spectral Density Limit (dBm/MHz)	10.00	10.00	10.00
EIRP Spectral Density Result (dBm/MHz)	5.71	5.57	5.40

Table 163 - 802.11ax / HE20 MCS7x2 / RU 52-37 / MIMO SDM / Cores 0+1 / Country Code CA

Channel	Bottom	Middle	Top
Frequency (MHz)	5180	5200	5240
Conducted PSD Core 0 (dBm/MHz)	3.27	3.07	3.54
Conducted PSD Core 1 (dBm/MHz)	2.81	3.14	2.99
Duty Cycle Correction (dB)	0.29	0.29	0.29
Antenna Directional Gain (dBi)	4.15	4.15	4.15
15.407 Conducted PSD Limit (dBm/MHz)	11.00	11.00	11.00
Conducted PSD Result (dBm/MHz)	6.35	6.41	6.58

Table 164 - 802.11ax / HE20 MCS7x2 / RU 52-40 / MIMO SDM / Cores 0+1 / Country Code US

Channel	Bottom	Middle	Top
Frequency (MHz)	5180	5200	5240
Conducted PSD Core 0 (dBm/MHz)	-1.84	-2.04	-1.52
Conducted PSD Core 1 (dBm/MHz)	-2.01	-1.92	-2.17
Duty Cycle Correction (dB)	0.30	0.29	0.29
Antenna Directional Gain (dBi)	4.15	4.15	4.15
RSS-247 EIRP Spectral Density Limit (dBm/MHz)	10.00	10.00	10.00
EIRP Spectral Density Result (dBm/MHz)	5.54	5.48	5.63

Table 165 - 802.11ax / HE20 MCS7x2 / RU 52-40 / MIMO SDM / Cores 0+1 / Country Code CA

Channel	Bottom	Middle	Top
Frequency (MHz)	5180	5200	5240
Conducted PSD Core 0 (dBm/MHz)	3.16	3.20	3.68
Conducted PSD Core 1 (dBm/MHz)	2.91	3.57	3.22
Duty Cycle Correction (dB)	0.21	0.20	0.20
Antenna Directional Gain (dBi)	4.15	4.15	4.15
15.407 Conducted PSD Limit (dBm/MHz)	11.00	11.00	11.00
Conducted PSD Result (dBm/MHz)	6.25	6.60	6.67

Table 166 - 802.11ax / HE20 MCS7x2 / RU 106-53 / MIMO SDM / Cores 0+1 / Country Code US

Channel	Bottom	Middle	Top
Frequency (MHz)	5180	5200	5240
Conducted PSD Core 0 (dBm/MHz)	-1.52	-2.19	-1.76
Conducted PSD Core 1 (dBm/MHz)	-1.67	-1.98	-2.04
Duty Cycle Correction (dB)	0.21	0.20	0.20
Antenna Directional Gain (dBi)	4.15	4.15	4.15
RSS-247 EIRP Spectral Density Limit (dBm/MHz)	10.00	10.00	10.00
EIRP Spectral Density Result (dBm/MHz)	5.78	5.28	5.47

Table 167 - 802.11ax / HE20 MCS7x2 / RU 106-53 / MIMO SDM / Cores 0+1 / Country Code CA

Channel	Bottom	Middle	Top
Frequency (MHz)	5180	5200	5240
Conducted PSD Core 0 (dBm/MHz)	3.09	3.26	3.51
Conducted PSD Core 1 (dBm/MHz)	2.87	3.64	3.36
Duty Cycle Correction (dB)	0.21	0.20	0.20
Antenna Directional Gain (dBi)	4.15	4.15	4.15
15.407 Conducted PSD Limit (dBm/MHz)	11.00	11.00	11.00
Conducted PSD Result (dBm/MHz)	6.20	6.67	6.65

Table 168 - 802.11ax / HE20 MCS7x2 / RU 106-54 / MIMO SDM / Cores 0+1 / Country Code US

Channel	Bottom	Middle	Top
Frequency (MHz)	5180	5200	5240
Conducted PSD Core 0 (dBm/MHz)	-2.17	-1.80	-1.36
Conducted PSD Core 1 (dBm/MHz)	-1.82	-1.72	-2.10
Duty Cycle Correction (dB)	0.21	0.20	0.20
Antenna Directional Gain (dBi)	4.15	4.15	4.15
RSS-247 EIRP Spectral Density Limit (dBm/MHz)	10.00	10.00	10.00
EIRP Spectral Density Result (dBm/MHz)	5.38	5.61	5.65

Table 169 - 802.11ax / HE20 MCS7x2 / RU 106-54 / MIMO SDM / Cores 0+1 / Country Code CA

Channel	Bottom	Top
Frequency (MHz)	5190	5230
Raw Conducted PSD (dBm/MHz)	-4.40	2.15
Duty Cycle Correction (dB)	0.62	0.61
Antenna Directional Gain (dBi)	4.30	4.30
15.407 Conducted PSD Limit (dBm/MHz)	11.00	11.00
Conducted PSD Result (dBm/MHz)	-3.78	2.77

Table 170 - 802.11n / HT40 MCS7 / SISO / Core 0 / Country Code US

Channel	Bottom	Top
Frequency (MHz)	5190	5230
Raw Conducted PSD (dBm/MHz)	-4.10	-0.59
Duty Cycle Correction (dB)	0.62	0.62
Antenna Directional Gain (dBi)	4.30	4.30
RSS-247 EIRP Spectral Density Limit (dBm/MHz)	10.00	10.00
EIRP Spectral Density Result (dBm/MHz)	0.81	4.32

Table 171 - 802.11n / HT40 MCS7 / SISO / Core 0 / Country Code CA

Channel	Bottom	Top
Frequency (MHz)	5190	5230
Conducted PSD Core 0 (dBm/MHz)	-4.65	0.58
Conducted PSD Core 1 (dBm/MHz)	-4.82	-0.02
Duty Cycle Correction (dB)	0.62	0.62
Antenna Directional Gain (dBi)	7.16	7.16
15.407 Conducted PSD Limit (dBm/MHz)	9.84	9.84
Conducted PSD Result (dBm/MHz)	-1.10	3.92

Table 172 - 802.11n / HT40 MCS7 / MIMO CDD / Cores 0+1 / Country Code US

Channel	Bottom	Top
Frequency (MHz)	5190	5230
Conducted PSD Core 0 (dBm/MHz)	-6.58	-6.31
Conducted PSD Core 1 (dBm/MHz)	-6.84	-7.12
Duty Cycle Correction (dB)	0.62	0.62
Antenna Directional Gain (dBi)	7.16	7.16
RSS-247 EIRP Spectral Density Limit (dBm/MHz)	10.00	10.00
EIRP Spectral Density Result (dBm/MHz)	4.08	4.10

Table 173 - 802.11n / HT40 MCS7 / MIMO CDD / Cores 0+1 / Country Code CA

Channel	Bottom	Top
Frequency (MHz)	5190	5230
Conducted PSD Core 0 (dBm/MHz)	-4.89	1.69
Conducted PSD Core 1 (dBm/MHz)	-4.79	1.41
Duty Cycle Correction (dB)	0.87	0.87
Antenna Directional Gain (dBi)	4.15	4.15
15.407 Conducted PSD Limit (dBm/MHz)	11.00	11.00
Conducted PSD Result (dBm/MHz)	-0.95	5.43

Table 174 - 802.11n / HT40 MCS15 / MIMO SDM / Cores 0+1 / Country Code US

Channel	Bottom	Top
Frequency (MHz)	5190	5230
Conducted PSD Core 0 (dBm/MHz)	-4.61	-3.26
Conducted PSD Core 1 (dBm/MHz)	-4.98	-2.99
Duty Cycle Correction (dB)	0.87	0.87
Antenna Directional Gain (dBi)	4.15	4.15
RSS-247 EIRP Spectral Density Limit (dBm/MHz)	10.00	10.00
EIRP Spectral Density Result (dBm/MHz)	3.24	4.91

Table 175 - 802.11n / HT40 MCS15 / MIMO SDM / Cores 0+1 / Country Code CA

Channel	Bottom	Top
Frequency (MHz)	5190	5230
Conducted PSD Core 0 (dBm/MHz)	-6.03	0.53
Conducted PSD Core 1 (dBm/MHz)	-7.08	0.18
Duty Cycle Correction (dB)	0.27	0.30
Antenna Directional Gain (dBi)	7.16	7.16
15.407 Conducted PSD Limit (dBm/MHz)	9.84	9.84
Conducted PSD Result (dBm/MHz)	-3.24	3.67

Table 176 - 802.11ac / VHT40 MCS7x1 / MIMO TxBF / Cores 0+1 / Country Code US

Channel	Bottom	Top
Frequency (MHz)	5190	5230
Conducted PSD Core 0 (dBm/MHz)	-6.20	-6.49
Conducted PSD Core 1 (dBm/MHz)	-6.72	-6.89
Duty Cycle Correction (dB)	0.41	0.43
Antenna Directional Gain (dBi)	7.16	7.16
RSS-247 EIRP Spectral Density Limit (dBm/MHz)	10.00	10.00
EIRP Spectral Density Result (dBm/MHz)	4.12	3.92

Table 177 - 802.11ac / VHT40 MCS7x1 / MIMO TxBF / Cores 0+1 / Country Code CA

Channel	Bottom	Top
Frequency (MHz)	5190	5230
Raw Conducted PSD (dBm/MHz)	-4.89	2.06
Duty Cycle Correction (dB)	0.60	0.61
Antenna Directional Gain (dBi)	4.30	4.30
15.407 Conducted PSD Limit (dBm/MHz)	11.00	11.00
Conducted PSD Result (dBm/MHz)	-4.29	2.68

Table 178 - 802.11ax / HE40 MCS7x1 / SU / SISO / Core 0 / Country Code US

Channel	Bottom	Top
Frequency (MHz)	5190	5230
Raw Conducted PSD (dBm/MHz)	-4.84	-0.60
Duty Cycle Correction (dB)	0.61	0.62
Antenna Directional Gain (dBi)	4.30	4.30
RSS-247 EIRP Spectral Density Limit (dBm/MHz)	10.00	10.00
EIRP Spectral Density Result (dBm/MHz)	0.06	4.31

Table 179 - 802.11ax / HE40 MCS7x1 / SU / SISO / Core 0 / Country Code CA

Channel	Bottom	Top
Frequency (MHz)	5190	5230
Raw Conducted PSD (dBm/MHz)	4.78	4.96
Duty Cycle Correction (dB)	0.28	0.28
Antenna Directional Gain (dBi)	4.30	4.30
15.407 Conducted PSD Limit (dBm/MHz)	11.00	11.00
Conducted PSD Result (dBm/MHz)	5.06	5.24

Table 180 - 802.11ax / HE40 MCS7x1 / RU 26-0 / SISO / Core 0 / Country Code US

Channel	Bottom	Top
Frequency (MHz)	5190	5230
Raw Conducted PSD (dBm/MHz)	-0.29	0.47
Duty Cycle Correction (dB)	0.28	0.28
Antenna Directional Gain (dBi)	4.30	4.30
RSS-247 EIRP Spectral Density Limit (dBm/MHz)	10.00	10.00
EIRP Spectral Density Result (dBm/MHz)	4.30	5.05

Table 181 - 802.11ax / HE40 MCS7x1 / RU 26-0 / SISO / Core 0 / Country Code CA

Channel	Bottom	Top
Frequency (MHz)	5190	5230
Raw Conducted PSD (dBm/MHz)	4.55	5.45
Duty Cycle Correction (dB)	0.28	0.28
Antenna Directional Gain (dBi)	4.30	4.30
15.407 Conducted PSD Limit (dBm/MHz)	11.00	11.00
Conducted PSD Result (dBm/MHz)	4.84	5.73

Table 182 - 802.11ax / HE40 MCS7x1 / RU 26-17 / SISO / Core 0 / Country Code US

Channel	Bottom	Top
Frequency (MHz)	5190	5230
Raw Conducted PSD (dBm/MHz)	-0.35	0.96
Duty Cycle Correction (dB)	0.28	0.28
Antenna Directional Gain (dBi)	4.30	4.30
RSS-247 EIRP Spectral Density Limit (dBm/MHz)	10.00	10.00
EIRP Spectral Density Result (dBm/MHz)	4.23	5.54

Table 183 - 802.11ax / HE40 MCS7x1 / RU 26-17 / SISO / Core 0 / Country Code CA

Channel	Bottom	Top
Frequency (MHz)	5190	5230
Raw Conducted PSD (dBm/MHz)	5.28	5.76
Duty Cycle Correction (dB)	0.30	0.30
Antenna Directional Gain (dBi)	4.30	4.30
15.407 Conducted PSD Limit (dBm/MHz)	11.00	11.00
Conducted PSD Result (dBm/MHz)	5.59	6.06

Table 184 - 802.11ax / HE40 MCS7x1 / RU 52-37 / SISO / Core 0 / Country Code US

Channel	Bottom	Top
Frequency (MHz)	5190	5230
Raw Conducted PSD (dBm/MHz)	0.14	0.13
Duty Cycle Correction (dB)	0.30	0.30
Antenna Directional Gain (dBi)	4.30	4.30
RSS-247 EIRP Spectral Density Limit (dBm/MHz)	10.00	10.00
EIRP Spectral Density Result (dBm/MHz)	4.74	4.73

Table 185 - 802.11ax / HE40 MCS7x1 / RU 52-37 / SISO / Core 0 / Country Code CA

Channel	Bottom	Top
Frequency (MHz)	5190	5230
Raw Conducted PSD (dBm/MHz)	5.47	5.75
Duty Cycle Correction (dB)	0.30	0.30
Antenna Directional Gain (dBi)	4.30	4.30
15.407 Conducted PSD Limit (dBm/MHz)	11.00	11.00
Conducted PSD Result (dBm/MHz)	5.77	6.05

Table 186 - 802.11ax / HE40 MCS7x1 / RU 52-44 / SISO / Core 0 / Country Code US

Channel	Bottom	Top
Frequency (MHz)	5190	5230
Raw Conducted PSD (dBm/MHz)	-0.04	0.31
Duty Cycle Correction (dB)	0.30	0.30
Antenna Directional Gain (dBi)	4.30	4.30
RSS-247 EIRP Spectral Density Limit (dBm/MHz)	10.00	10.00
EIRP Spectral Density Result (dBm/MHz)	4.56	4.92

Table 187 - 802.11ax / HE40 MCS7x1 / RU 52-44 / SISO / Core 0 / Country Code CA

Channel	Bottom	Top
Frequency (MHz)	5190	5230
Raw Conducted PSD (dBm/MHz)	5.41	5.69
Duty Cycle Correction (dB)	0.21	0.21
Antenna Directional Gain (dBi)	4.30	4.30
15.407 Conducted PSD Limit (dBm/MHz)	11.00	11.00
Conducted PSD Result (dBm/MHz)	5.62	5.90

Table 188 - 802.11ax / HE40 MCS7x1 / RU 106-53 / SISO / Core 0 / Country Code US

Channel	Bottom	Top
Frequency (MHz)	5190	5230
Raw Conducted PSD (dBm/MHz)	0.50	0.02
Duty Cycle Correction (dB)	0.21	0.21
Antenna Directional Gain (dBi)	4.30	4.30
RSS-247 EIRP Spectral Density Limit (dBm/MHz)	10.00	10.00
EIRP Spectral Density Result (dBm/MHz)	5.01	4.53

Table 189 - 802.11ax / HE40 MCS7x1 / RU 106-53 / SISO / Core 0 / Country Code CA

Channel	Bottom	Top
Frequency (MHz)	5190	5230
Raw Conducted PSD (dBm/MHz)	5.61	6.24
Duty Cycle Correction (dB)	0.21	0.21
Antenna Directional Gain (dBi)	4.30	4.30
15.407 Conducted PSD Limit (dBm/MHz)	11.00	11.00
Conducted PSD Result (dBm/MHz)	5.82	6.45

Table 190 - 802.11ax / HE40 MCS7x1 / RU 106-56 / SISO / Core 0 / Country Code US

Channel	Bottom	Top
Frequency (MHz)	5190	5230
Raw Conducted PSD (dBm/MHz)	0.09	0.59
Duty Cycle Correction (dB)	0.21	0.21
Antenna Directional Gain (dBi)	4.30	4.30
RSS-247 EIRP Spectral Density Limit (dBm/MHz)	10.00	10.00
EIRP Spectral Density Result (dBm/MHz)	4.60	5.10

Table 191 - 802.11ax / HE40 MCS7x1 / RU 106-56 / SISO / Core 0 / Country Code CA

Channel	Bottom	Top
Frequency (MHz)	5190	5230
Conducted PSD Core 0 (dBm/MHz)	-5.11	0.29
Conducted PSD Core 1 (dBm/MHz)	-5.56	-0.12
Duty Cycle Correction (dB)	0.61	0.61
Antenna Directional Gain (dBi)	7.16	7.16
15.407 Conducted PSD Limit (dBm/MHz)	9.84	9.84
Conducted PSD Result (dBm/MHz)	-1.71	3.71

Table 192 - 802.11ax / HE40 MCS7x1 / SU / MIMO CDD / Cores 0+1 / Country Code US

Channel	Bottom	Top
Frequency (MHz)	5190	5230
Conducted PSD Core 0 (dBm/MHz)	-6.44	-6.36
Conducted PSD Core 1 (dBm/MHz)	-7.08	-7.38
Duty Cycle Correction (dB)	0.60	0.62
Antenna Directional Gain (dBi)	7.16	7.16
RSS-247 EIRP Spectral Density Limit (dBm/MHz)	10.00	10.00
EIRP Spectral Density Result (dBm/MHz)	4.03	3.96

Table 193 - 802.11ax / HE40 MCS7x1 / SU / MIMO CDD / Cores 0+1 / Country Code CA

Channel	Bottom	Top
Frequency (MHz)	5190	5230
Conducted PSD Core 0 (dBm/MHz)	-0.45	1.10
Conducted PSD Core 1 (dBm/MHz)	-1.09	0.62
Duty Cycle Correction (dB)	0.28	0.28
Antenna Directional Gain (dBi)	7.16	7.16
15.407 Conducted PSD Limit (dBm/MHz)	9.84	9.84
Conducted PSD Result (dBm/MHz)	2.54	4.16

Table 194 - 802.11ax / HE40 MCS7x1 / RU 26-0 / MIMO CDD / Cores 0+1 / Country Code US

Channel	Bottom	Top
Frequency (MHz)	5190	5230
Conducted PSD Core 0 (dBm/MHz)	-4.56	-3.31
Conducted PSD Core 1 (dBm/MHz)	-5.74	-3.81
Duty Cycle Correction (dB)	0.28	0.28
Antenna Directional Gain (dBi)	7.16	7.16
RSS-247 EIRP Spectral Density Limit (dBm/MHz)	10.00	10.00
EIRP Spectral Density Result (dBm/MHz)	5.34	6.90

Table 195 - 802.11ax / HE40 MCS7x1 / RU 26-0 / MIMO CDD / Cores 0+1 / Country Code CA

Channel	Bottom	Top
Frequency (MHz)	5190	5230
Conducted PSD Core 0 (dBm/MHz)	-0.66	1.09
Conducted PSD Core 1 (dBm/MHz)	-1.04	0.99
Duty Cycle Correction (dB)	0.28	0.28
Antenna Directional Gain (dBi)	7.16	7.16
15.407 Conducted PSD Limit (dBm/MHz)	9.84	9.84
Conducted PSD Result (dBm/MHz)	2.45	4.33

Table 196 - 802.11ax / HE40 MCS7x1 / RU 26-17 / MIMO CDD / Cores 0+1 / Country Code US

Channel	Bottom	Top
Frequency (MHz)	5190	5230
Conducted PSD Core 0 (dBm/MHz)	-4.24	-3.44
Conducted PSD Core 1 (dBm/MHz)	-5.02	-3.70
Duty Cycle Correction (dB)	0.28	0.28
Antenna Directional Gain (dBi)	7.16	7.16
RSS-247 EIRP Spectral Density Limit (dBm/MHz)	10.00	10.00
EIRP Spectral Density Result (dBm/MHz)	5.84	6.89

Table 197 - 802.11ax / HE40 MCS7x1 / RU 26-17 / MIMO CDD / Cores 0+1 / Country Code CA

Channel	Bottom	Top
Frequency (MHz)	5190	5230
Conducted PSD Core 0 (dBm/MHz)	0.11	1.31
Conducted PSD Core 1 (dBm/MHz)	-0.45	0.62
Duty Cycle Correction (dB)	0.30	0.30
Antenna Directional Gain (dBi)	7.16	7.16
15.407 Conducted PSD Limit (dBm/MHz)	9.84	9.84
Conducted PSD Result (dBm/MHz)	3.15	4.29

Table 198 - 802.11ax / HE40 MCS7x1 / RU 52-37 / MIMO CDD / Cores 0+1 / Country Code US

Channel	Bottom	Top
Frequency (MHz)	5190	5230
Conducted PSD Core 0 (dBm/MHz)	-4.81	-3.10
Conducted PSD Core 1 (dBm/MHz)	-4.79	-2.50
Duty Cycle Correction (dB)	0.30	0.30
Antenna Directional Gain (dBi)	7.16	7.16
RSS-247 EIRP Spectral Density Limit (dBm/MHz)	10.00	10.00
EIRP Spectral Density Result (dBm/MHz)	5.68	7.68

Table 199 - 802.11ax / HE40 MCS7x1 / RU 52-37 / MIMO CDD / Cores 0+1 / Country Code CA

Channel	Bottom	Top
Frequency (MHz)	5190	5230
Conducted PSD Core 0 (dBm/MHz)	0.02	1.50
Conducted PSD Core 1 (dBm/MHz)	-0.53	1.07
Duty Cycle Correction (dB)	0.30	0.30
Antenna Directional Gain (dBi)	7.16	7.16
15.407 Conducted PSD Limit (dBm/MHz)	9.84	9.84
Conducted PSD Result (dBm/MHz)	3.07	4.60

Table 200 - 802.11ax / HE40 MCS7x1 / RU 52-44 / MIMO CDD / Cores 0+1 / Country Code US

Channel	Bottom	Top
Frequency (MHz)	5190	5230
Conducted PSD Core 0 (dBm/MHz)	-3.38	-2.13
Conducted PSD Core 1 (dBm/MHz)	-4.16	-2.28
Duty Cycle Correction (dB)	0.30	0.30
Antenna Directional Gain (dBi)	7.16	7.16
RSS-247 EIRP Spectral Density Limit (dBm/MHz)	10.00	10.00
EIRP Spectral Density Result (dBm/MHz)	6.72	8.27

Table 201 - 802.11ax / HE40 MCS7x1 / RU 52-44 / MIMO CDD / Cores 0+1 / Country Code CA

Channel	Bottom	Top
Frequency (MHz)	5190	5230
Conducted PSD Core 0 (dBm/MHz)	0.23	1.41
Conducted PSD Core 1 (dBm/MHz)	-0.19	1.05
Duty Cycle Correction (dB)	0.21	0.21
Antenna Directional Gain (dBi)	7.16	7.16
15.407 Conducted PSD Limit (dBm/MHz)	9.84	9.84
Conducted PSD Result (dBm/MHz)	3.25	4.45

Table 202 - 802.11ax / HE40 MCS7x1 / RU 106-53 / MIMO CDD / Cores 0+1 / Country Code US

Channel	Bottom	Top
Frequency (MHz)	5190	5230
Conducted PSD Core 0 (dBm/MHz)	-5.48	-5.30
Conducted PSD Core 1 (dBm/MHz)	-6.03	-5.35
Duty Cycle Correction (dB)	0.21	0.21
Antenna Directional Gain (dBi)	7.16	7.16
RSS-247 EIRP Spectral Density Limit (dBm/MHz)	10.00	10.00
EIRP Spectral Density Result (dBm/MHz)	4.64	5.05

Table 203 - 802.11ax / HE40 MCS7x1 / RU 106-53 / MIMO CDD / Cores 0+1 / Country Code CA

Channel	Bottom	Top
Frequency (MHz)	5190	5230
Conducted PSD Core 0 (dBm/MHz)	0.26	1.68
Conducted PSD Core 1 (dBm/MHz)	-0.21	1.45
Duty Cycle Correction (dB)	0.21	0.21
Antenna Directional Gain (dBi)	7.16	7.16
15.407 Conducted PSD Limit (dBm/MHz)	9.84	9.84
Conducted PSD Result (dBm/MHz)	3.25	4.79

Table 204 - 802.11ax / HE40 MCS7x1 / RU 106-56 / MIMO CDD / Cores 0+1 / Country Code US

Channel	Bottom	Top
Frequency (MHz)	5190	5230
Conducted PSD Core 0 (dBm/MHz)	-5.62	-4.32
Conducted PSD Core 1 (dBm/MHz)	-6.29	-4.68
Duty Cycle Correction (dB)	0.21	0.21
Antenna Directional Gain (dBi)	7.16	7.16
RSS-247 EIRP Spectral Density Limit (dBm/MHz)	10.00	10.00
EIRP Spectral Density Result (dBm/MHz)	4.44	5.88

Table 205 - 802.11ax / HE40 MCS7x1 / RU 106-56 / MIMO CDD / Cores 0+1 / Country Code CA

Channel	Bottom	Top
Frequency (MHz)	5190	5230
Conducted PSD Core 0 (dBm/MHz)	-5.15	1.70
Conducted PSD Core 1 (dBm/MHz)	-5.43	1.51
Duty Cycle Correction (dB)	0.76	0.75
Antenna Directional Gain (dBi)	4.15	4.15
15.407 Conducted PSD Limit (dBm/MHz)	11.00	11.00
Conducted PSD Result (dBm/MHz)	-1.52	5.37

Table 206 - 802.11ax / HE40 MCS7x2 / SU / MIMO SDM / Cores 0+1 / Country Code US

Channel	Bottom	Top
Frequency (MHz)	5190	5230
Conducted PSD Core 0 (dBm/MHz)	-5.02	-3.33
Conducted PSD Core 1 (dBm/MHz)	-5.61	-3.25
Duty Cycle Correction (dB)	0.76	0.76
Antenna Directional Gain (dBi)	4.15	4.15
RSS-247 EIRP Spectral Density Limit (dBm/MHz)	10.00	10.00
EIRP Spectral Density Result (dBm/MHz)	2.62	4.64

Table 207 - 802.11ax / HE40 MCS7x2 / SU / MIMO SDM / Cores 0+1 / Country Code CA

Channel	Bottom	Top
Frequency (MHz)	5190	5230
Conducted PSD Core 0 (dBm/MHz)	2.52	2.98
Conducted PSD Core 1 (dBm/MHz)	1.41	3.14
Duty Cycle Correction (dB)	0.28	0.28
Antenna Directional Gain (dBi)	4.15	4.15
15.407 Conducted PSD Limit (dBm/MHz)	11.00	11.00
Conducted PSD Result (dBm/MHz)	5.30	6.35

Table 208 - 802.11ax / HE40 MCS7x2 / RU 26-0 / MIMO SDM / Cores 0+1 / Country Code US

Channel	Bottom	Top
Frequency (MHz)	5190	5230
Conducted PSD Core 0 (dBm/MHz)	-2.52	-2.02
Conducted PSD Core 1 (dBm/MHz)	-2.26	-2.31
Duty Cycle Correction (dB)	0.29	0.29
Antenna Directional Gain (dBi)	4.15	4.15
RSS-247 EIRP Spectral Density Limit (dBm/MHz)	10.00	10.00
EIRP Spectral Density Result (dBm/MHz)	5.06	5.29

Table 209 - 802.11ax / HE40 MCS7x2 / RU 26-0 / MIMO SDM / Cores 0+1 / Country Code CA

Channel	Bottom	Top
Frequency (MHz)	5190	5230
Conducted PSD Core 0 (dBm/MHz)	2.26	3.21
Conducted PSD Core 1 (dBm/MHz)	1.82	3.31
Duty Cycle Correction (dB)	0.28	0.28
Antenna Directional Gain (dBi)	4.15	4.15
15.407 Conducted PSD Limit (dBm/MHz)	11.00	11.00
Conducted PSD Result (dBm/MHz)	5.34	6.55

Table 210 - 802.11ax / HE40 MCS7x2 / RU 26-17 / MIMO SDM / Cores 0+1 / Country Code US

Channel	Bottom	Top
Frequency (MHz)	5190	5230
Conducted PSD Core 0 (dBm/MHz)	-2.37	-2.16
Conducted PSD Core 1 (dBm/MHz)	-2.45	-2.51
Duty Cycle Correction (dB)	0.29	0.29
Antenna Directional Gain (dBi)	4.15	4.15
RSS-247 EIRP Spectral Density Limit (dBm/MHz)	10.00	10.00
EIRP Spectral Density Result (dBm/MHz)	5.04	5.11

Table 211 - 802.11ax / HE40 MCS7x2 / RU 26-17 / MIMO SDM / Cores 0+1 / Country Code CA

Channel	Bottom	Top
Frequency (MHz)	5190	5230
Conducted PSD Core 0 (dBm/MHz)	2.95	3.31
Conducted PSD Core 1 (dBm/MHz)	2.58	3.15
Duty Cycle Correction (dB)	0.30	0.30
Antenna Directional Gain (dBi)	4.15	4.15
15.407 Conducted PSD Limit (dBm/MHz)	11.00	11.00
Conducted PSD Result (dBm/MHz)	6.08	6.54

Table 212 - 802.11ax / HE40 MCS7x2 / RU 52-37 / MIMO SDM / Cores 0+1 / Country Code US

Channel	Bottom	Top
Frequency (MHz)	5190	5230
Conducted PSD Core 0 (dBm/MHz)	-2.27	-2.11
Conducted PSD Core 1 (dBm/MHz)	-1.92	-2.26
Duty Cycle Correction (dB)	0.30	0.30
Antenna Directional Gain (dBi)	4.15	4.15
RSS-247 EIRP Spectral Density Limit (dBm/MHz)	10.00	10.00
EIRP Spectral Density Result (dBm/MHz)	5.37	5.28

Table 213 - 802.11ax / HE40 MCS7x2 / RU 52-37 / MIMO SDM / Cores 0+1 / Country Code CA

Channel	Bottom	Top
Frequency (MHz)	5190	5230
Conducted PSD Core 0 (dBm/MHz)	3.37	3.55
Conducted PSD Core 1 (dBm/MHz)	2.46	2.94
Duty Cycle Correction (dB)	0.30	0.30
Antenna Directional Gain (dBi)	4.15	4.15
15.407 Conducted PSD Limit (dBm/MHz)	11.00	11.00
Conducted PSD Result (dBm/MHz)	6.25	6.57

Table 214 - 802.11ax / HE40 MCS7x2 / RU 52-44 / MIMO SDM / Cores 0+1 / Country Code US

Channel	Bottom	Top
Frequency (MHz)	5190	5230
Conducted PSD Core 0 (dBm/MHz)	-2.33	-2.00
Conducted PSD Core 1 (dBm/MHz)	-2.24	-1.95
Duty Cycle Correction (dB)	0.30	0.30
Antenna Directional Gain (dBi)	4.15	4.15
RSS-247 EIRP Spectral Density Limit (dBm/MHz)	10.00	10.00
EIRP Spectral Density Result (dBm/MHz)	5.18	5.49

Table 215 - 802.11ax / HE40 MCS7x2 / RU 52-44 / MIMO SDM / Cores 0+1 / Country Code CA

Channel	Bottom	Top
Frequency (MHz)	5190	5230
Conducted PSD Core 0 (dBm/MHz)	3.10	3.07
Conducted PSD Core 1 (dBm/MHz)	2.62	3.15
Duty Cycle Correction (dB)	0.21	0.21
Antenna Directional Gain (dBi)	4.15	4.15
15.407 Conducted PSD Limit (dBm/MHz)	11.00	11.00
Conducted PSD Result (dBm/MHz)	6.09	6.33

Table 216 - 802.11ax / HE40 MCS7x2 / RU 106-53 / MIMO SDM / Cores 0+1 / Country Code US

Channel	Bottom	Top
Frequency (MHz)	5190	5230
Conducted PSD Core 0 (dBm/MHz)	-1.78	-2.30
Conducted PSD Core 1 (dBm/MHz)	-1.49	-2.07
Duty Cycle Correction (dB)	0.21	0.21
Antenna Directional Gain (dBi)	4.15	4.15
RSS-247 EIRP Spectral Density Limit (dBm/MHz)	10.00	10.00
EIRP Spectral Density Result (dBm/MHz)	5.74	5.18

Table 217 - 802.11ax / HE40 MCS7x2 / RU 106-53 / MIMO SDM / Cores 0+1 / Country Code CA

Channel	Bottom	Top
Frequency (MHz)	5190	5230
Conducted PSD Core 0 (dBm/MHz)	3.37	3.11
Conducted PSD Core 1 (dBm/MHz)	2.66	3.12
Duty Cycle Correction (dB)	0.21	0.21
Antenna Directional Gain (dBi)	4.15	4.15
15.407 Conducted PSD Limit (dBm/MHz)	11.00	11.00
Conducted PSD Result (dBm/MHz)	6.25	6.34

Table 218 - 802.11ax / HE40 MCS7x2 / RU 106-56 / MIMO SDM / Cores 0+1 / Country Code US

Channel	Bottom	Top
Frequency (MHz)	5190	5230
Conducted PSD Core 0 (dBm/MHz)	-1.87	-1.82
Conducted PSD Core 1 (dBm/MHz)	-1.62	-1.62
Duty Cycle Correction (dB)	0.21	0.21
Antenna Directional Gain (dBi)	4.15	4.15
RSS-247 EIRP Spectral Density Limit (dBm/MHz)	10.00	10.00
EIRP Spectral Density Result (dBm/MHz)	5.63	5.65

Table 219 - 802.11ax / HE40 MCS7x2 / RU 106-56 / MIMO SDM / Cores 0+1 / Country Code CA

Channel	Middle
Frequency (MHz)	5210
Raw Conducted PSD (dBm/MHz)	-7.46
Duty Cycle Correction (dB)	0.93
Antenna Directional Gain (dBi)	4.30
15.407 Conducted PSD Limit (dBm/MHz)	11.00
Conducted PSD Result (dBm/MHz)	-6.54

Table 220 - 802.11ac / VHT80 MCS7x1 / SISO / Core 0 / Country Code US

Channel	Middle
Frequency (MHz)	5210
Raw Conducted PSD (dBm/MHz)	-7.80
Duty Cycle Correction (dB)	0.93
Antenna Directional Gain (dBi)	4.30
RSS-247 EIRP Spectral Density Limit (dBm/MHz)	10.00
EIRP Spectral Density Result (dBm/MHz)	-2.57

Table 221 - 802.11ac / VHT80 MCS7x1 / SISO / Core 0 / Country Code CA

Channel	Middle
Frequency (MHz)	5210
Conducted PSD Core 0 (dBm/MHz)	-8.18
Conducted PSD Core 1 (dBm/MHz)	-8.68
Duty Cycle Correction (dB)	0.92
Antenna Directional Gain (dBi)	7.16
15.407 Conducted PSD Limit (dBm/MHz)	9.84
Conducted PSD Result (dBm/MHz)	-4.49

Table 222 - 802.11ac / VHT80 MCS7x1 / MIMO CDD / Cores 0+1 / Country Code US

Channel	Middle
Frequency (MHz)	5210
Conducted PSD Core 0 (dBm/MHz)	-9.29
Conducted PSD Core 1 (dBm/MHz)	-9.59
Duty Cycle Correction (dB)	0.93
Antenna Directional Gain (dBi)	7.16
RSS-247 EIRP Spectral Density Limit (dBm/MHz)	10.00
EIRP Spectral Density Result (dBm/MHz)	1.66

Table 223 - 802.11ac / VHT80 MCS7x1 / MIMO CDD / Cores 0+1 / Country Code CA

Channel	Middle
Frequency (MHz)	5210
Conducted PSD Core 0 (dBm/MHz)	-8.11
Conducted PSD Core 1 (dBm/MHz)	-8.14
Duty Cycle Correction (dB)	1.11
Antenna Directional Gain (dBi)	4.15
15.407 Conducted PSD Limit (dBm/MHz)	11.00
Conducted PSD Result (dBm/MHz)	-4.01

Table 224 - 802.11ac / VHT80 MCS7x2 / MIMO SDM / Cores 0+1 / Country Code US

Channel	Middle
Frequency (MHz)	5210
Conducted PSD Core 0 (dBm/MHz)	-8.13
Conducted PSD Core 1 (dBm/MHz)	-8.25
Duty Cycle Correction (dB)	1.11
Antenna Directional Gain (dBi)	4.15
RSS-247 EIRP Spectral Density Limit (dBm/MHz)	10.00
EIRP Spectral Density Result (dBm/MHz)	0.08

Table 225 - 802.11ac / VHT80 MCS7x2 / MIMO SDM / Cores 0+1 / Country Code CA

Channel	Middle
Frequency (MHz)	5210
Conducted PSD Core 0 (dBm/MHz)	-9.10
Conducted PSD Core 1 (dBm/MHz)	-9.82
Duty Cycle Correction (dB)	0.26
Antenna Directional Gain (dBi)	7.16
15.407 Conducted PSD Limit (dBm/MHz)	9.84
Conducted PSD Result (dBm/MHz)	-6.18

Table 226 - 802.11ac / VHT80 MCS7x1 / MIMO TxBF / Cores 0+1 / Country Code US

Channel	Middle
Frequency (MHz)	5210
Conducted PSD Core 0 (dBm/MHz)	-8.79
Conducted PSD Core 1 (dBm/MHz)	-9.87
Duty Cycle Correction (dB)	0.30
Antenna Directional Gain (dBi)	7.16
RSS-247 EIRP Spectral Density Limit (dBm/MHz)	10.00
EIRP Spectral Density Result (dBm/MHz)	1.17

Table 227 - 802.11ac / VHT80 MCS7x1 / MIMO TxBF / Cores 0+1 / Country Code CA

Channel	Middle
Frequency (MHz)	5210
Raw Conducted PSD (dBm/MHz)	-8.06
Duty Cycle Correction (dB)	0.82
Antenna Directional Gain (dBi)	4.30
15.407 Conducted PSD Limit (dBm/MHz)	11.00
Conducted PSD Result (dBm/MHz)	-7.24

Table 228 - 802.11ax / HE80 MCS7x1 / SU / SISO / Core 0 / Country Code US

Channel	Middle
Frequency (MHz)	5210
Raw Conducted PSD (dBm/MHz)	-8.11
Duty Cycle Correction (dB)	0.82
Antenna Directional Gain (dBi)	4.30
RSS-247 EIRP Spectral Density Limit (dBm/MHz)	10.00
EIRP Spectral Density Result (dBm/MHz)	-2.99

Table 229 - 802.11ax / HE80 MCS7x1 / SU / SISO / Core 0 / Country Code CA

Channel	Middle
Frequency (MHz)	5210
Raw Conducted PSD (dBm/MHz)	4.56
Duty Cycle Correction (dB)	0.29
Antenna Directional Gain (dBi)	4.30
15.407 Conducted PSD Limit (dBm/MHz)	11.00
Conducted PSD Result (dBm/MHz)	4.85

Table 230 - 802.11ax / HE80 MCS7x1 / RU 26-0 / SISO / Core 0 / Country Code US

Channel	Middle
Frequency (MHz)	5210
Raw Conducted PSD (dBm/MHz)	-0.18
Duty Cycle Correction (dB)	0.29
Antenna Directional Gain (dBi)	4.30
RSS-247 EIRP Spectral Density Limit (dBm/MHz)	10.00
EIRP Spectral Density Result (dBm/MHz)	4.41

Table 231 - 802.11ax / HE80 MCS7x1 / RU 26-0 / SISO / Core 0 / Country Code CA

Channel	Middle
Frequency (MHz)	5210
Raw Conducted PSD (dBm/MHz)	4.67
Duty Cycle Correction (dB)	0.29
Antenna Directional Gain (dBi)	4.30
15.407 Conducted PSD Limit (dBm/MHz)	11.00
Conducted PSD Result (dBm/MHz)	4.96

Table 232 - 802.11ax / HE80 MCS7x1 / RU 26-36 / SISO / Core 0 / Country Code US

Channel	Middle
Frequency (MHz)	5210
Raw Conducted PSD (dBm/MHz)	1.31
Duty Cycle Correction (dB)	0.29
Antenna Directional Gain (dBi)	4.30
RSS-247 EIRP Spectral Density Limit (dBm/MHz)	10.00
EIRP Spectral Density Result (dBm/MHz)	5.90

Table 233 - 802.11ax / HE80 MCS7x1 / RU 26-36 / SISO / Core 0 / Country Code CA

Channel	Middle
Frequency (MHz)	5210
Raw Conducted PSD (dBm/MHz)	4.57
Duty Cycle Correction (dB)	0.31
Antenna Directional Gain (dBi)	4.30
15.407 Conducted PSD Limit (dBm/MHz)	11.00
Conducted PSD Result (dBm/MHz)	4.88

Table 234 - 802.11ax / HE80 MCS7x1 / RU 52-37 / SISO / Core 0 / Country Code US

Channel	Middle
Frequency (MHz)	5210
Raw Conducted PSD (dBm/MHz)	0.06
Duty Cycle Correction (dB)	0.31
Antenna Directional Gain (dBi)	4.30
RSS-247 EIRP Spectral Density Limit (dBm/MHz)	10.00
EIRP Spectral Density Result (dBm/MHz)	4.67

Table 235 - 802.11ax / HE80 MCS7x1 / RU 52-37 / SISO / Core 0 / Country Code CA

Channel	Middle
Frequency (MHz)	5210
Raw Conducted PSD (dBm/MHz)	4.96
Duty Cycle Correction (dB)	0.31
Antenna Directional Gain (dBi)	4.30
15.407 Conducted PSD Limit (dBm/MHz)	11.00
Conducted PSD Result (dBm/MHz)	5.28

Table 236 - 802.11ax / HE80 MCS7x1 / RU 52-52 / SISO / Core 0 / Country Code US

Channel	Middle
Frequency (MHz)	5210
Raw Conducted PSD (dBm/MHz)	0.52
Duty Cycle Correction (dB)	0.31
Antenna Directional Gain (dBi)	4.30
RSS-247 EIRP Spectral Density Limit (dBm/MHz)	10.00
EIRP Spectral Density Result (dBm/MHz)	5.13

Table 237 - 802.11ax / HE80 MCS7x1 / RU 52-52 / SISO / Core 0 / Country Code CA

Channel	Middle
Frequency (MHz)	5210
Raw Conducted PSD (dBm/MHz)	3.35
Duty Cycle Correction (dB)	0.22
Antenna Directional Gain (dBi)	4.30
15.407 Conducted PSD Limit (dBm/MHz)	11.00
Conducted PSD Result (dBm/MHz)	3.56

Table 238 - 802.11ax / HE80 MCS7x1 / RU 106-53 / SISO / Core 0 / Country Code US

Channel	Middle
Frequency (MHz)	5210
Raw Conducted PSD (dBm/MHz)	0.28
Duty Cycle Correction (dB)	0.22
Antenna Directional Gain (dBi)	4.30
RSS-247 EIRP Spectral Density Limit (dBm/MHz)	10.00
EIRP Spectral Density Result (dBm/MHz)	4.80

Table 239 - 802.11ax / HE80 MCS7x1 / RU 106-53 / SISO / Core 0 / Country Code CA

Channel	Middle
Frequency (MHz)	5210
Raw Conducted PSD (dBm/MHz)	3.07
Duty Cycle Correction (dB)	0.22
Antenna Directional Gain (dBi)	4.30
15.407 Conducted PSD Limit (dBm/MHz)	11.00
Conducted PSD Result (dBm/MHz)	3.29

Table 240 - 802.11ax / HE80 MCS7x1 / RU 106-60 / SISO / Core 0 / Country Code US

Channel	Middle
Frequency (MHz)	5210
Raw Conducted PSD (dBm/MHz)	0.76
Duty Cycle Correction (dB)	0.22
Antenna Directional Gain (dBi)	4.30
RSS-247 EIRP Spectral Density Limit (dBm/MHz)	10.00
EIRP Spectral Density Result (dBm/MHz)	5.28

Table 241 - 802.11ax / HE80 MCS7x1 / RU 106-60 / SISO / Core 0 / Country Code CA

Channel	Middle
Frequency (MHz)	5210
Conducted PSD Core 0 (dBm/MHz)	-8.42
Conducted PSD Core 1 (dBm/MHz)	-8.81
Duty Cycle Correction (dB)	0.82
Antenna Directional Gain (dBi)	7.16
15.407 Conducted PSD Limit (dBm/MHz)	9.84
Conducted PSD Result (dBm/MHz)	-4.78

Table 242 - 802.11ax / HE80 MCS7x1 / SU / MIMO CDD / Cores 0+1 / Country Code US

Channel	Middle
Frequency (MHz)	5210
Conducted PSD Core 0 (dBm/MHz)	-9.70
Conducted PSD Core 1 (dBm/MHz)	-10.05
Duty Cycle Correction (dB)	0.82
Antenna Directional Gain (dBi)	7.16
RSS-247 EIRP Spectral Density Limit (dBm/MHz)	10.00
EIRP Spectral Density Result (dBm/MHz)	1.12

Table 243 - 802.11ax / HE80 MCS7x1 / SU / MIMO CDD / Cores 0+1 / Country Code CA

Channel	Middle
Frequency (MHz)	5210
Conducted PSD Core 0 (dBm/MHz)	-1.08
Conducted PSD Core 1 (dBm/MHz)	-1.21
Duty Cycle Correction (dB)	0.29
Antenna Directional Gain (dBi)	7.16
15.407 Conducted PSD Limit (dBm/MHz)	9.84
Conducted PSD Result (dBm/MHz)	2.15

Table 244 - 802.11ax / HE80 MCS7x1 / RU 26-0 / MIMO CDD / Cores 0+1 / Country Code US

Channel	Middle
Frequency (MHz)	5210
Conducted PSD Core 0 (dBm/MHz)	-3.88
Conducted PSD Core 1 (dBm/MHz)	-3.84
Duty Cycle Correction (dB)	0.29
Antenna Directional Gain (dBi)	7.16
RSS-247 EIRP Spectral Density Limit (dBm/MHz)	10.00
EIRP Spectral Density Result (dBm/MHz)	6.60

Table 245 - 802.11ax / HE80 MCS7x1 / RU 26-0 / MIMO CDD / Cores 0+1 / Country Code CA

Channel	Middle
Frequency (MHz)	5210
Conducted PSD Core 0 (dBm/MHz)	-0.57
Conducted PSD Core 1 (dBm/MHz)	-0.88
Duty Cycle Correction (dB)	0.29
Antenna Directional Gain (dBi)	7.16
15.407 Conducted PSD Limit (dBm/MHz)	9.84
Conducted PSD Result (dBm/MHz)	2.58

Table 246 - 802.11ax / HE80 MCS7x1 / RU 26-36 / MIMO CDD / Cores 0+1 / Country Code US

Channel	Middle
Frequency (MHz)	5210
Conducted PSD Core 0 (dBm/MHz)	-3.26
Conducted PSD Core 1 (dBm/MHz)	-3.18
Duty Cycle Correction (dB)	0.29
Antenna Directional Gain (dBi)	7.16
RSS-247 EIRP Spectral Density Limit (dBm/MHz)	10.00
EIRP Spectral Density Result (dBm/MHz)	7.25

Table 247 - 802.11ax / HE80 MCS7x1 / RU 26-36 / MIMO CDD / Cores 0+1 / Country Code CA

Channel	Middle
Frequency (MHz)	5210
Conducted PSD Core 0 (dBm/MHz)	-0.10
Conducted PSD Core 1 (dBm/MHz)	-0.62
Duty Cycle Correction (dB)	0.31
Antenna Directional Gain (dBi)	7.16
15.407 Conducted PSD Limit (dBm/MHz)	9.84
Conducted PSD Result (dBm/MHz)	2.97

Table 248 - 802.11ax / HE80 MCS7x1 / RU 52-37 / MIMO CDD / Cores 0+1 / Country Code US

Channel	Middle
Frequency (MHz)	5210
Conducted PSD Core 0 (dBm/MHz)	-3.35
Conducted PSD Core 1 (dBm/MHz)	-3.06
Duty Cycle Correction (dB)	0.31
Antenna Directional Gain (dBi)	7.16
RSS-247 EIRP Spectral Density Limit (dBm/MHz)	10.00
EIRP Spectral Density Result (dBm/MHz)	7.28

Table 249 - 802.11ax / HE80 MCS7x1 / RU 52-37 / MIMO CDD / Cores 0+1 / Country Code CA

Channel	Middle
Frequency (MHz)	5210
Conducted PSD Core 0 (dBm/MHz)	0.18
Conducted PSD Core 1 (dBm/MHz)	-0.48
Duty Cycle Correction (dB)	0.31
Antenna Directional Gain (dBi)	7.16
15.407 Conducted PSD Limit (dBm/MHz)	9.84
Conducted PSD Result (dBm/MHz)	3.18

Table 250 - 802.11ax / HE80 MCS7x1 / RU 52-52 / MIMO CDD / Cores 0+1 / Country Code US

Channel	Middle
Frequency (MHz)	5210
Conducted PSD Core 0 (dBm/MHz)	-1.63
Conducted PSD Core 1 (dBm/MHz)	-2.95
Duty Cycle Correction (dB)	0.31
Antenna Directional Gain (dBi)	7.16
RSS-247 EIRP Spectral Density Limit (dBm/MHz)	10.00
EIRP Spectral Density Result (dBm/MHz)	8.24

Table 251 - 802.11ax / HE80 MCS7x1 / RU 52-52 / MIMO CDD / Cores 0+1 / Country Code CA

Channel	Middle
Frequency (MHz)	5210
Conducted PSD Core 0 (dBm/MHz)	0.04
Conducted PSD Core 1 (dBm/MHz)	-0.67
Duty Cycle Correction (dB)	0.22
Antenna Directional Gain (dBi)	7.16
15.407 Conducted PSD Limit (dBm/MHz)	9.84
Conducted PSD Result (dBm/MHz)	2.93

Table 252 - 802.11ax / HE80 MCS7x1 / RU 106-53 / MIMO CDD / Cores 0+1 / Country Code US

Channel	Middle
Frequency (MHz)	5210
Conducted PSD Core 0 (dBm/MHz)	-5.31
Conducted PSD Core 1 (dBm/MHz)	-5.97
Duty Cycle Correction (dB)	0.22
Antenna Directional Gain (dBi)	7.16
RSS-247 EIRP Spectral Density Limit (dBm/MHz)	10.00
EIRP Spectral Density Result (dBm/MHz)	4.76

Table 253 - 802.11ax / HE80 MCS7x1 / RU 106-53 / MIMO CDD / Cores 0+1 / Country Code CA

Channel	Middle
Frequency (MHz)	5210
Conducted PSD Core 0 (dBm/MHz)	-0.29
Conducted PSD Core 1 (dBm/MHz)	-0.68
Duty Cycle Correction (dB)	0.22
Antenna Directional Gain (dBi)	7.16
15.407 Conducted PSD Limit (dBm/MHz)	9.84
Conducted PSD Result (dBm/MHz)	2.75

Table 254 - 802.11ax / HE80 MCS7x1 / RU 106-60 / MIMO CDD / Cores 0+1 / Country Code US

Channel	Middle
Frequency (MHz)	5210
Conducted PSD Core 0 (dBm/MHz)	-4.93
Conducted PSD Core 1 (dBm/MHz)	-5.61
Duty Cycle Correction (dB)	0.22
Antenna Directional Gain (dBi)	7.16
RSS-247 EIRP Spectral Density Limit (dBm/MHz)	10.00
EIRP Spectral Density Result (dBm/MHz)	5.13

Table 255 - 802.11ax / HE80 MCS7x1 / RU 106-60 / MIMO CDD / Cores 0+1 / Country Code CA

Channel	Middle
Frequency (MHz)	5210
Conducted PSD Core 0 (dBm/MHz)	-8.56
Conducted PSD Core 1 (dBm/MHz)	-8.42
Duty Cycle Correction (dB)	0.89
Antenna Directional Gain (dBi)	4.15
15.407 Conducted PSD Limit (dBm/MHz)	11.00
Conducted PSD Result (dBm/MHz)	-4.59

Table 256 - 802.11ax / HE80 MCS7x2 / SU / MIMO SDM / Cores 0+1 / Country Code US

Channel	Middle
Frequency (MHz)	5210
Conducted PSD Core 0 (dBm/MHz)	-8.47
Conducted PSD Core 1 (dBm/MHz)	-8.65
Duty Cycle Correction (dB)	0.89
Antenna Directional Gain (dBi)	4.15
RSS-247 EIRP Spectral Density Limit (dBm/MHz)	10.00
EIRP Spectral Density Result (dBm/MHz)	-0.50

Table 257 - 802.11ax / HE80 MCS7x2 / SU / MIMO SDM / Cores 0+1 / Country Code CA

Channel	Middle
Frequency (MHz)	5210
Conducted PSD Core 0 (dBm/MHz)	2.05
Conducted PSD Core 1 (dBm/MHz)	1.98
Duty Cycle Correction (dB)	0.29
Antenna Directional Gain (dBi)	4.15
15.407 Conducted PSD Limit (dBm/MHz)	11.00
Conducted PSD Result (dBm/MHz)	5.31

Table 258 - 802.11ax / HE80 MCS7x2 / RU 26-0 / MIMO SDM / Cores 0+1 / Country Code US

Channel	Middle
Frequency (MHz)	5210
Conducted PSD Core 0 (dBm/MHz)	-2.33
Conducted PSD Core 1 (dBm/MHz)	-2.73
Duty Cycle Correction (dB)	0.29
Antenna Directional Gain (dBi)	4.15
RSS-247 EIRP Spectral Density Limit (dBm/MHz)	10.00
EIRP Spectral Density Result (dBm/MHz)	4.93

Table 259 - 802.11ax / HE80 MCS7x2 / RU 26-0 / MIMO SDM / Cores 0+1 / Country Code CA

Channel	Middle
Frequency (MHz)	5210
Conducted PSD Core 0 (dBm/MHz)	2.85
Conducted PSD Core 1 (dBm/MHz)	2.55
Duty Cycle Correction (dB)	0.29
Antenna Directional Gain (dBi)	4.15
15.407 Conducted PSD Limit (dBm/MHz)	11.00
Conducted PSD Result (dBm/MHz)	6.00

Table 260 - 802.11ax / HE80 MCS7x2 / RU 26-36 / MIMO SDM / Cores 0+1 / Country Code US

Channel	Middle
Frequency (MHz)	5210
Conducted PSD Core 0 (dBm/MHz)	-1.79
Conducted PSD Core 1 (dBm/MHz)	-2.57
Duty Cycle Correction (dB)	0.29
Antenna Directional Gain (dBi)	4.15
RSS-247 EIRP Spectral Density Limit (dBm/MHz)	10.00
EIRP Spectral Density Result (dBm/MHz)	5.29

Table 261 - 802.11ax / HE80 MCS7x2 / RU 26-36 / MIMO SDM / Cores 0+1 / Country Code CA

Channel	Middle
Frequency (MHz)	5210
Conducted PSD Core 0 (dBm/MHz)	3.06
Conducted PSD Core 1 (dBm/MHz)	2.44
Duty Cycle Correction (dB)	0.31
Antenna Directional Gain (dBi)	4.15
15.407 Conducted PSD Limit (dBm/MHz)	11.00
Conducted PSD Result (dBm/MHz)	6.08

Table 262 - 802.11ax / HE80 MCS7x2 / RU 52-37 / MIMO SDM / Cores 0+1 / Country Code US

Channel	Middle
Frequency (MHz)	5210
Conducted PSD Core 0 (dBm/MHz)	-2.02
Conducted PSD Core 1 (dBm/MHz)	-2.54
Duty Cycle Correction (dB)	0.31
Antenna Directional Gain (dBi)	4.15
RSS-247 EIRP Spectral Density Limit (dBm/MHz)	10.00
EIRP Spectral Density Result (dBm/MHz)	5.20

Table 263 - 802.11ax / HE80 MCS7x2 / RU 52-37 / MIMO SDM / Cores 0+1 / Country Code CA

Channel	Middle
Frequency (MHz)	5210
Conducted PSD Core 0 (dBm/MHz)	3.35
Conducted PSD Core 1 (dBm/MHz)	3.06
Duty Cycle Correction (dB)	0.31
Antenna Directional Gain (dBi)	4.15
15.407 Conducted PSD Limit (dBm/MHz)	11.00
Conducted PSD Result (dBm/MHz)	6.53

Table 264 - 802.11ax / HE80 MCS7x2 / RU 52-52 / MIMO SDM / Cores 0+1 / Country Code US

Channel	Middle
Frequency (MHz)	5210
Conducted PSD Core 0 (dBm/MHz)	-1.55
Conducted PSD Core 1 (dBm/MHz)	-2.19
Duty Cycle Correction (dB)	0.31
Antenna Directional Gain (dBi)	4.15
RSS-247 EIRP Spectral Density Limit (dBm/MHz)	10.00
EIRP Spectral Density Result (dBm/MHz)	5.62

Table 265 - 802.11ax / HE80 MCS7x2 / RU 52-52 / MIMO SDM / Cores 0+1 / Country Code CA

Channel	Middle
Frequency (MHz)	5210
Conducted PSD Core 0 (dBm/MHz)	3.00
Conducted PSD Core 1 (dBm/MHz)	2.18
Duty Cycle Correction (dB)	0.22
Antenna Directional Gain (dBi)	4.15
15.407 Conducted PSD Limit (dBm/MHz)	11.00
Conducted PSD Result (dBm/MHz)	5.84

Table 266 - 802.11ax / HE80 MCS7x2 / RU 106-53 / MIMO SDM / Cores 0+1 / Country Code US

Channel	Middle
Frequency (MHz)	5210
Conducted PSD Core 0 (dBm/MHz)	-1.97
Conducted PSD Core 1 (dBm/MHz)	-1.80
Duty Cycle Correction (dB)	0.22
Antenna Directional Gain (dBi)	4.15
RSS-247 EIRP Spectral Density Limit (dBm/MHz)	10.00
EIRP Spectral Density Result (dBm/MHz)	5.50

Table 267 - 802.11ax / HE80 MCS7x2 / RU 106-53 / MIMO SDM / Cores 0+1 / Country Code CA

Channel	Middle
Frequency (MHz)	5210
Conducted PSD Core 0 (dBm/MHz)	3.28
Conducted PSD Core 1 (dBm/MHz)	2.23
Duty Cycle Correction (dB)	0.22
Antenna Directional Gain (dBi)	4.15
15.407 Conducted PSD Limit (dBm/MHz)	11.00
Conducted PSD Result (dBm/MHz)	6.02

Table 268 - 802.11ax / HE80 MCS7x2 / RU 106-60 / MIMO SDM / Cores 0+1 / Country Code US

Channel	Middle
Frequency (MHz)	5210
Conducted PSD Core 0 (dBm/MHz)	-1.20
Conducted PSD Core 1 (dBm/MHz)	-2.16
Duty Cycle Correction (dB)	0.22
Antenna Directional Gain (dBi)	4.15
RSS-247 EIRP Spectral Density Limit (dBm/MHz)	10.00
EIRP Spectral Density Result (dBm/MHz)	5.73

Table 269 - 802.11ax / HE80 MCS7x2 / RU 106-60 / MIMO SDM / Cores 0+1 / Country Code CA

U-NII-2A

Channel	Bottom	Middle	Top
Frequency (MHz)	5260	5280	5320
Raw Conducted PSD (dBm/MHz)	6.91	6.93	4.74
Duty Cycle Correction (dB)	N/A SA-1	N/A SA-1	N/A SA-1
Antenna Directional Gain (dBi)	5.40	5.40	5.40
15.407 Conducted PSD Limit (dBm/MHz)	11.00	11.00	11.00
RSS-247 Conducted PSD Limit (dBm/MHz)	11.00	11.00	11.00
Conducted PSD Result (dBm/MHz)	6.91	6.93	4.74

Table 270 - 802.11a / 6 Mbps / SISO / Core 0

Channel	Bottom	Middle	Top
Frequency (MHz)	5260	5280	5320
Raw Conducted PSD (dBm/MHz)	5.06	5.20	2.95
Duty Cycle Correction (dB)	0.35	0.35	0.35
Antenna Directional Gain (dBi)	5.40	5.40	5.40
15.407 Conducted PSD Limit (dBm/MHz)	11.00	11.00	11.00
RSS-247 Conducted PSD Limit (dBm/MHz)	11.00	11.00	11.00
Conducted PSD Result (dBm/MHz)	5.41	5.55	3.30

Table 271 - 802.11n / HT20 MCS7 / SISO / Core 0

Channel	Bottom	Middle	Top
Frequency (MHz)	5260	5280	5320
Conducted PSD Core 0 (dBm/MHz)	1.36	1.30	1.30
Conducted PSD Core 1 (dBm/MHz)	0.93	0.50	0.96
Duty Cycle Correction (dB)	0.35	0.35	0.35
Antenna Directional Gain (dBi)	6.88	6.88	6.88
15.407 Conducted PSD Limit (dBm/MHz)	11.00	11.00	11.00
RSS-247 Conducted PSD Limit (dBm/MHz)	11.00	11.00	11.00
Conducted PSD Result (dBm/MHz)	4.51	4.27	4.49

Table 272 - 802.11n / HT20 MCS7 / MIMO CDD / Cores 0+1

Channel	Bottom	Middle	Top
Frequency (MHz)	5260	5280	5320
Conducted PSD Core 0 (dBm/MHz)	2.80	2.52	1.85
Conducted PSD Core 1 (dBm/MHz)	2.27	2.24	1.29
Duty Cycle Correction (dB)	0.57	0.57	0.57
Antenna Directional Gain (dBi)	4.02	4.02	4.02
15.407 Conducted PSD Limit (dBm/MHz)	11.00	11.00	11.00
RSS-247 Conducted PSD Limit (dBm/MHz)	11.00	11.00	11.00
Conducted PSD Result (dBm/MHz)	6.12	5.96	5.16

Table 273 - 802.11n / HT20 MCS15 / MIMO SDM / Cores 0+1

Channel	Bottom	Middle	Top
Frequency (MHz)	5260	5280	5320
Conducted PSD Core 0 (dBm/MHz)	1.15	1.35	1.29
Conducted PSD Core 1 (dBm/MHz)	0.60	0.53	0.61
Duty Cycle Correction (dB)	0.27	0.25	0.26
Antenna Directional Gain (dBi)	6.88	6.88	6.88
15.407 Conducted PSD Limit (dBm/MHz)	11.00	11.00	11.00
RSS-247 Conducted PSD Limit (dBm/MHz)	11.00	11.00	11.00
Conducted PSD Result (dBm/MHz)	4.16	4.22	4.24

Table 274 - 802.11ac / VHT20 MCS7x1 / MIMO TxBF / Cores 0+1

Channel	Bottom	Middle	Top
Frequency (MHz)	5260	5280	5320
Raw Conducted PSD (dBm/MHz)	4.78	5.00	2.04
Duty Cycle Correction (dB)	0.40	0.40	0.40
Antenna Directional Gain (dBi)	5.40	5.40	5.40
15.407 Conducted PSD Limit (dBm/MHz)	11.00	11.00	11.00
RSS-247 Conducted PSD Limit (dBm/MHz)	11.00	11.00	11.00
Conducted PSD Result (dBm/MHz)	5.17	5.40	2.44

Table 275 - 802.11ax / HE20 MCS7x1 / SU / SISO / Core 0

Channel	Bottom	Middle	Top
Frequency (MHz)	5260	5280	5320
Raw Conducted PSD (dBm/MHz)	6.04	5.96	4.96
Duty Cycle Correction (dB)	0.29	0.29	0.29
Antenna Directional Gain (dBi)	5.40	5.40	5.40
15.407 Conducted PSD Limit (dBm/MHz)	11.00	11.00	11.00
RSS-247 Conducted PSD Limit (dBm/MHz)	11.00	11.00	11.00
Conducted PSD Result (dBm/MHz)	6.33	6.25	5.25

Table 276 - 802.11ax / HE20 MCS7x1 / RU 52-37 / SISO / Core 0

Channel	Bottom	Middle	Top
Frequency (MHz)	5260	5280	5320
Raw Conducted PSD (dBm/MHz)	6.09	6.04	5.44
Duty Cycle Correction (dB)	0.29	0.29	0.29
Antenna Directional Gain (dBi)	5.40	5.40	5.40
15.407 Conducted PSD Limit (dBm/MHz)	11.00	11.00	11.00
RSS-247 Conducted PSD Limit (dBm/MHz)	11.00	11.00	11.00
Conducted PSD Result (dBm/MHz)	6.39	6.33	5.74

Table 277 - 802.11ax / HE20 MCS7x1 / RU 52-40 / SISO / Core 0

Channel	Bottom	Middle	Top
Frequency (MHz)	5260	5280	5320
Raw Conducted PSD (dBm/MHz)	6.14	6.08	3.76
Duty Cycle Correction (dB)	0.20	0.20	0.21
Antenna Directional Gain (dBi)	5.40	5.40	5.40
15.407 Conducted PSD Limit (dBm/MHz)	11.00	11.00	11.00
RSS-247 Conducted PSD Limit (dBm/MHz)	11.00	11.00	11.00
Conducted PSD Result (dBm/MHz)	6.35	6.28	3.97

Table 278 - 802.11ax / HE20 MCS7x1 / RU 106-53 / SISO / Core 0

Channel	Bottom	Middle	Top
Frequency (MHz)	5260	5280	5320
Raw Conducted PSD (dBm/MHz)	6.24	6.22	4.26
Duty Cycle Correction (dB)	0.20	0.20	0.21
Antenna Directional Gain (dBi)	5.40	5.40	5.40
15.407 Conducted PSD Limit (dBm/MHz)	11.00	11.00	11.00
RSS-247 Conducted PSD Limit (dBm/MHz)	11.00	11.00	11.00
Conducted PSD Result (dBm/MHz)	6.44	6.42	4.47

Table 279 - 802.11ax / HE20 MCS7x1 / RU 106-54 / SISO / Core 0

Channel	Bottom	Middle	Top
Frequency (MHz)	5260	5280	5320
Conducted PSD Core 0 (dBm/MHz)	0.96	0.97	1.09
Conducted PSD Core 1 (dBm/MHz)	0.50	0.35	0.44
Duty Cycle Correction (dB)	0.40	0.40	0.40
Antenna Directional Gain (dBi)	6.88	6.88	6.88
15.407 Conducted PSD Limit (dBm/MHz)	11.00	11.00	11.00
RSS-247 Conducted PSD Limit (dBm/MHz)	11.00	11.00	11.00
Conducted PSD Result (dBm/MHz)	4.14	4.08	4.18

Table 280 - 802.11ax / HE20 MCS7x1 / SU / MIMO CDD / Cores 0+1

Channel	Bottom	Middle	Top
Frequency (MHz)	5260	5280	5320
Conducted PSD Core 0 (dBm/MHz)	2.00	2.01	-0.19
Conducted PSD Core 1 (dBm/MHz)	1.46	1.35	-0.79
Duty Cycle Correction (dB)	0.29	0.29	0.30
Antenna Directional Gain (dBi)	6.88	6.88	6.88
15.407 Conducted PSD Limit (dBm/MHz)	11.00	11.00	11.00
RSS-247 Conducted PSD Limit (dBm/MHz)	11.00	11.00	11.00
Conducted PSD Result (dBm/MHz)	5.04	4.99	2.82

Table 281 - 802.11ax / HE20 MCS7x1 / RU 52-37 / MIMO CDD / Cores 0+1

Channel	Bottom	Middle	Top
Frequency (MHz)	5260	5280	5320
Conducted PSD Core 0 (dBm/MHz)	1.86	2.05	0.44
Conducted PSD Core 1 (dBm/MHz)	1.28	1.24	-0.57
Duty Cycle Correction (dB)	0.29	0.29	0.30
Antenna Directional Gain (dBi)	6.88	6.88	6.88
15.407 Conducted PSD Limit (dBm/MHz)	11.00	11.00	11.00
RSS-247 Conducted PSD Limit (dBm/MHz)	11.00	11.00	11.00
Conducted PSD Result (dBm/MHz)	4.89	4.97	3.27

Table 282 - 802.11ax / HE20 MCS7x1 / RU 52-40 / MIMO CDD / Cores 0+1

Channel	Bottom	Middle	Top
Frequency (MHz)	5260	5280	5320
Conducted PSD Core 0 (dBm/MHz)	2.02	2.16	-0.14
Conducted PSD Core 1 (dBm/MHz)	1.41	1.41	-0.91
Duty Cycle Correction (dB)	0.20	0.20	0.21
Antenna Directional Gain (dBi)	6.88	6.88	6.88
15.407 Conducted PSD Limit (dBm/MHz)	11.00	11.00	11.00
RSS-247 Conducted PSD Limit (dBm/MHz)	11.00	11.00	11.00
Conducted PSD Result (dBm/MHz)	4.94	5.01	2.71

Table 283 - 802.11ax / HE20 MCS7x1 / RU 106-53 / MIMO CDD / Cores 0+1

Channel	Bottom	Middle	Top
Frequency (MHz)	5260	5280	5320
Conducted PSD Core 0 (dBm/MHz)	2.20	2.13	0.08
Conducted PSD Core 1 (dBm/MHz)	1.56	1.34	-0.74
Duty Cycle Correction (dB)	0.20	0.20	0.21
Antenna Directional Gain (dBi)	6.88	6.88	6.88
15.407 Conducted PSD Limit (dBm/MHz)	11.00	11.00	11.00
RSS-247 Conducted PSD Limit (dBm/MHz)	11.00	11.00	11.00
Conducted PSD Result (dBm/MHz)	5.11	4.97	2.91

Table 284 - 802.11ax / HE20 MCS7x1 / RU 106-54 / MIMO CDD / Cores 0+1

Channel	Bottom	Middle	Top
Frequency (MHz)	5260	5280	5320
Conducted PSD Core 0 (dBm/MHz)	2.75	2.83	1.37
Conducted PSD Core 1 (dBm/MHz)	2.36	2.04	0.85
Duty Cycle Correction (dB)	0.56	0.56	0.56
Antenna Directional Gain (dBi)	4.02	4.02	4.02
15.407 Conducted PSD Limit (dBm/MHz)	11.00	11.00	11.00
RSS-247 Conducted PSD Limit (dBm/MHz)	11.00	11.00	11.00
Conducted PSD Result (dBm/MHz)	6.13	6.02	4.69

Table 285 - 802.11ax / HE20 MCS7x2 / SU / MIMO SDM / Cores 0+1

Channel	Bottom	Middle	Top
Frequency (MHz)	5260	5280	5320
Conducted PSD Core 0 (dBm/MHz)	3.28	3.58	2.99
Conducted PSD Core 1 (dBm/MHz)	3.11	3.16	2.47
Duty Cycle Correction (dB)	0.29	0.29	0.30
Antenna Directional Gain (dBi)	4.02	4.02	4.02
15.407 Conducted PSD Limit (dBm/MHz)	11.00	11.00	11.00
RSS-247 Conducted PSD Limit (dBm/MHz)	11.00	11.00	11.00
Conducted PSD Result (dBm/MHz)	6.50	6.68	6.04

Table 286 - 802.11ax / HE20 MCS7x2 / RU 52-37 / MIMO SDM / Cores 0+1

Channel	Bottom	Middle	Top
Frequency (MHz)	5260	5280	5320
Conducted PSD Core 0 (dBm/MHz)	3.70	3.96	3.11
Conducted PSD Core 1 (dBm/MHz)	3.08	3.50	2.50
Duty Cycle Correction (dB)	0.29	0.29	0.30
Antenna Directional Gain (dBi)	4.02	4.02	4.02
15.407 Conducted PSD Limit (dBm/MHz)	11.00	11.00	11.00
RSS-247 Conducted PSD Limit (dBm/MHz)	11.00	11.00	11.00
Conducted PSD Result (dBm/MHz)	6.70	7.04	6.12

Table 287 - 802.11ax / HE20 MCS7x2 / RU 52-40 / MIMO SDM / Cores 0+1

Channel	Bottom	Middle	Top
Frequency (MHz)	5260	5280	5320
Conducted PSD Core 0 (dBm/MHz)	4.10	4.11	2.64
Conducted PSD Core 1 (dBm/MHz)	3.46	3.46	1.86
Duty Cycle Correction (dB)	0.20	0.20	0.21
Antenna Directional Gain (dBi)	4.02	4.02	4.02
15.407 Conducted PSD Limit (dBm/MHz)	11.00	11.00	11.00
RSS-247 Conducted PSD Limit (dBm/MHz)	11.00	11.00	11.00
Conducted PSD Result (dBm/MHz)	7.00	7.01	5.48

Table 288 - 802.11ax / HE20 MCS7x2 / RU 106-53 / MIMO SDM / Cores 0+1

Channel	Bottom	Middle	Top
Frequency (MHz)	5260	5280	5320
Conducted PSD Core 0 (dBm/MHz)	3.83	3.87	2.79
Conducted PSD Core 1 (dBm/MHz)	3.28	3.52	2.23
Duty Cycle Correction (dB)	0.20	0.20	0.21
Antenna Directional Gain (dBi)	4.02	4.02	4.02
15.407 Conducted PSD Limit (dBm/MHz)	11.00	11.00	11.00
RSS-247 Conducted PSD Limit (dBm/MHz)	11.00	11.00	11.00
Conducted PSD Result (dBm/MHz)	6.77	6.91	5.74

Table 289 - 802.11ax / HE20 MCS7x2 / RU 106-54 / MIMO SDM / Cores 0+1

Channel	Bottom	Top
Frequency (MHz)	5270	5310
Raw Conducted PSD (dBm/MHz)	2.91	-2.75
Duty Cycle Correction (dB)	0.62	0.63
Antenna Directional Gain (dBi)	5.40	5.40
15.407 Conducted PSD Limit (dBm/MHz)	11.00	11.00
RSS-247 Conducted PSD Limit (dBm/MHz)	11.00	11.00
Conducted PSD Result (dBm/MHz)	3.53	-2.12

Table 290 - 802.11n / HT40 MCS7 / SISO / Core 0

Channel	Bottom	Top
Frequency (MHz)	5270	5310
Conducted PSD Core 0 (dBm/MHz)	1.06	-3.40
Conducted PSD Core 1 (dBm/MHz)	0.48	-4.14
Duty Cycle Correction (dB)	0.61	0.63
Antenna Directional Gain (dBi)	6.88	6.88
15.407 Conducted PSD Limit (dBm/MHz)	11.00	11.00
RSS-247 Conducted PSD Limit (dBm/MHz)	11.00	11.00
Conducted PSD Result (dBm/MHz)	4.41	-0.11

Table 291 - 802.11n / HT40 MCS7 / MIMO CDD / Cores 0+1

Channel	Bottom	Top
Frequency (MHz)	5270	5310
Conducted PSD Core 0 (dBm/MHz)	2.48	-3.41
Conducted PSD Core 1 (dBm/MHz)	2.19	-4.13
Duty Cycle Correction (dB)	0.87	0.88
Antenna Directional Gain (dBi)	4.02	4.02
15.407 Conducted PSD Limit (dBm/MHz)	11.00	11.00
RSS-247 Conducted PSD Limit (dBm/MHz)	11.00	11.00
Conducted PSD Result (dBm/MHz)	6.22	0.13

Table 292 - 802.11n / HT40 MCS15 / MIMO SDM / Cores 0+1

Channel	Bottom	Top
Frequency (MHz)	5270	5310
Conducted PSD Core 0 (dBm/MHz)	1.13	-4.24
Conducted PSD Core 1 (dBm/MHz)	0.46	-4.88
Duty Cycle Correction (dB)	0.27	0.24
Antenna Directional Gain (dBi)	6.88	6.88
15.407 Conducted PSD Limit (dBm/MHz)	11.00	11.00
RSS-247 Conducted PSD Limit (dBm/MHz)	11.00	11.00
Conducted PSD Result (dBm/MHz)	4.09	-1.30

Table 293 - 802.11ac / VHT40 MCS7x1 / MIMO TxBF / Cores 0+1

Channel	Bottom	Top
Frequency (MHz)	5270	5310
Raw Conducted PSD (dBm/MHz)	2.37	-3.92
Duty Cycle Correction (dB)	0.60	0.60
Antenna Directional Gain (dBi)	5.40	5.40
15.407 Conducted PSD Limit (dBm/MHz)	11.00	11.00
RSS-247 Conducted PSD Limit (dBm/MHz)	11.00	11.00
Conducted PSD Result (dBm/MHz)	2.96	-3.32

Table 294 - 802.11ax / HE40 MCS7x1 / SU / SISO / Core 0

Channel	Bottom	Top
Frequency (MHz)	5270	5310
Raw Conducted PSD (dBm/MHz)	5.66	5.06
Duty Cycle Correction (dB)	0.30	0.30
Antenna Directional Gain (dBi)	5.40	5.40
15.407 Conducted PSD Limit (dBm/MHz)	11.00	11.00
RSS-247 Conducted PSD Limit (dBm/MHz)	11.00	11.00
Conducted PSD Result (dBm/MHz)	5.95	5.37

Table 295 - 802.11ax / HE40 MCS7x1 / RU 52-37 / SISO / Core 0

Channel	Bottom	Top
Frequency (MHz)	5270	5310
Raw Conducted PSD (dBm/MHz)	5.97	5.51
Duty Cycle Correction (dB)	0.30	0.30
Antenna Directional Gain (dBi)	5.40	5.40
15.407 Conducted PSD Limit (dBm/MHz)	11.00	11.00
RSS-247 Conducted PSD Limit (dBm/MHz)	11.00	11.00
Conducted PSD Result (dBm/MHz)	6.26	5.81

Table 296 - 802.11ax / HE40 MCS7x1 / RU 52-44 / SISO / Core 0

Channel	Bottom	Top
Frequency (MHz)	5270	5310
Raw Conducted PSD (dBm/MHz)	6.35	3.23
Duty Cycle Correction (dB)	0.21	0.21
Antenna Directional Gain (dBi)	5.40	5.40
15.407 Conducted PSD Limit (dBm/MHz)	11.00	11.00
RSS-247 Conducted PSD Limit (dBm/MHz)	11.00	11.00
Conducted PSD Result (dBm/MHz)	6.55	3.44

Table 297 - 802.11ax / HE40 MCS7x1 / RU 106-53 / SISO / Core 0

Channel	Bottom	Top
Frequency (MHz)	5270	5310
Raw Conducted PSD (dBm/MHz)	5.98	3.49
Duty Cycle Correction (dB)	0.21	0.21
Antenna Directional Gain (dBi)	5.40	5.40
15.407 Conducted PSD Limit (dBm/MHz)	11.00	11.00
RSS-247 Conducted PSD Limit (dBm/MHz)	11.00	11.00
Conducted PSD Result (dBm/MHz)	6.19	3.70

Table 298 - 802.11ax / HE40 MCS7x1 / RU 106-56 / SISO / Core 0

Channel	Bottom	Top
Frequency (MHz)	5270	5310
Conducted PSD Core 0 (dBm/MHz)	0.86	-5.86
Conducted PSD Core 1 (dBm/MHz)	0.18	-6.13
Duty Cycle Correction (dB)	0.60	0.61
Antenna Directional Gain (dBi)	6.88	6.88
15.407 Conducted PSD Limit (dBm/MHz)	11.00	11.00
RSS-247 Conducted PSD Limit (dBm/MHz)	11.00	11.00
Conducted PSD Result (dBm/MHz)	4.14	-2.37

Table 299 - 802.11ax / HE40 MCS7x1 / SU / MIMO CDD / Cores 0+1

Channel	Bottom	Top
Frequency (MHz)	5270	5310
Conducted PSD Core 0 (dBm/MHz)	2.00	-0.26
Conducted PSD Core 1 (dBm/MHz)	1.41	-0.50
Duty Cycle Correction (dB)	0.30	0.30
Antenna Directional Gain (dBi)	6.88	6.88
15.407 Conducted PSD Limit (dBm/MHz)	11.00	11.00
RSS-247 Conducted PSD Limit (dBm/MHz)	11.00	11.00
Conducted PSD Result (dBm/MHz)	5.03	2.94

Table 300 - 802.11ax / HE40 MCS7x1 / RU 52-37 / MIMO CDD / Cores 0+1

Channel	Bottom	Top
Frequency (MHz)	5270	5310
Conducted PSD Core 0 (dBm/MHz)	2.10	0.11
Conducted PSD Core 1 (dBm/MHz)	1.42	-0.19
Duty Cycle Correction (dB)	0.30	0.30
Antenna Directional Gain (dBi)	6.88	6.88
15.407 Conducted PSD Limit (dBm/MHz)	11.00	11.00
RSS-247 Conducted PSD Limit (dBm/MHz)	11.00	11.00
Conducted PSD Result (dBm/MHz)	5.08	3.28

Table 301 - 802.11ax / HE40 MCS7x1 / RU 52-44 / MIMO CDD / Cores 0+1

Channel	Bottom	Top
Frequency (MHz)	5270	5310
Conducted PSD Core 0 (dBm/MHz)	1.95	-0.46
Conducted PSD Core 1 (dBm/MHz)	1.42	-1.06
Duty Cycle Correction (dB)	0.21	0.21
Antenna Directional Gain (dBi)	6.88	6.88
15.407 Conducted PSD Limit (dBm/MHz)	11.00	11.00
RSS-247 Conducted PSD Limit (dBm/MHz)	11.00	11.00
Conducted PSD Result (dBm/MHz)	4.91	2.47

Table 302 - 802.11ax / HE40 MCS7x1 / RU 106-53 / MIMO CDD / Cores 0+1

Channel	Bottom	Top
Frequency (MHz)	5270	5310
Conducted PSD Core 0 (dBm/MHz)	2.08	-0.06
Conducted PSD Core 1 (dBm/MHz)	1.58	-1.06
Duty Cycle Correction (dB)	0.21	0.21
Antenna Directional Gain (dBi)	6.88	6.88
15.407 Conducted PSD Limit (dBm/MHz)	11.00	11.00
RSS-247 Conducted PSD Limit (dBm/MHz)	11.00	11.00
Conducted PSD Result (dBm/MHz)	5.05	2.69

Table 303 - 802.11ax / HE40 MCS7x1 / RU 106-56 / MIMO CDD / Cores 0+1

Channel	Bottom	Top
Frequency (MHz)	5270	5310
Conducted PSD Core 0 (dBm/MHz)	2.47	-5.79
Conducted PSD Core 1 (dBm/MHz)	1.72	-6.04
Duty Cycle Correction (dB)	0.75	0.79
Antenna Directional Gain (dBi)	4.02	4.02
15.407 Conducted PSD Limit (dBm/MHz)	11.00	11.00
RSS-247 Conducted PSD Limit (dBm/MHz)	11.00	11.00
Conducted PSD Result (dBm/MHz)	5.87	-2.11

Table 304 - 802.11ax / HE40 MCS7x2 / SU / MIMO SDM / Cores 0+1

Channel	Bottom	Top
Frequency (MHz)	5270	5310
Conducted PSD Core 0 (dBm/MHz)	3.62	2.92
Conducted PSD Core 1 (dBm/MHz)	3.00	2.50
Duty Cycle Correction (dB)	0.30	0.30
Antenna Directional Gain (dBi)	4.02	4.02
15.407 Conducted PSD Limit (dBm/MHz)	11.00	11.00
RSS-247 Conducted PSD Limit (dBm/MHz)	11.00	11.00
Conducted PSD Result (dBm/MHz)	6.63	6.03

Table 305 - 802.11ax / HE40 MCS7x2 / RU 52-37 / MIMO SDM / Cores 0+1

Channel	Bottom	Top
Frequency (MHz)	5270	5310
Conducted PSD Core 0 (dBm/MHz)	3.40	3.14
Conducted PSD Core 1 (dBm/MHz)	3.07	2.31
Duty Cycle Correction (dB)	0.30	0.30
Antenna Directional Gain (dBi)	4.02	4.02
15.407 Conducted PSD Limit (dBm/MHz)	11.00	11.00
RSS-247 Conducted PSD Limit (dBm/MHz)	11.00	11.00
Conducted PSD Result (dBm/MHz)	6.55	6.06

Table 306 - 802.11ax / HE40 MCS7x2 / RU 52-44 / MIMO SDM / Cores 0+1

Channel	Bottom	Top
Frequency (MHz)	5270	5310
Conducted PSD Core 0 (dBm/MHz)	3.99	2.65
Conducted PSD Core 1 (dBm/MHz)	3.27	2.22
Duty Cycle Correction (dB)	0.21	0.21
Antenna Directional Gain (dBi)	4.02	4.02
15.407 Conducted PSD Limit (dBm/MHz)	11.00	11.00
RSS-247 Conducted PSD Limit (dBm/MHz)	11.00	11.00
Conducted PSD Result (dBm/MHz)	6.86	5.66

Table 307 - 802.11ax / HE40 MCS7x2 / RU 106-53 / MIMO SDM / Cores 0+1

Channel	Bottom	Top
Frequency (MHz)	5270	5310
Conducted PSD Core 0 (dBm/MHz)	3.97	3.00
Conducted PSD Core 1 (dBm/MHz)	3.50	2.31
Duty Cycle Correction (dB)	0.21	0.21
Antenna Directional Gain (dBi)	4.02	4.02
15.407 Conducted PSD Limit (dBm/MHz)	11.00	11.00
RSS-247 Conducted PSD Limit (dBm/MHz)	11.00	11.00
Conducted PSD Result (dBm/MHz)	6.96	5.89

Table 308 - 802.11ax / HE40 MCS7x2 / RU 106-56 / MIMO SDM / Cores 0+1

Channel	Middle
Frequency (MHz)	5290
Raw Conducted PSD (dBm/MHz)	-6.95
Duty Cycle Correction (dB)	0.93
Antenna Directional Gain (dBi)	5.40
15.407 Conducted PSD Limit (dBm/MHz)	11.00
RSS-247 Conducted PSD Limit (dBm/MHz)	11.00
Conducted PSD Result (dBm/MHz)	-6.02

Table 309 - 802.11ac / VHT80 MCS7x1 / SISO / Core 0

Channel	Middle
Frequency (MHz)	5290
Conducted PSD Core 0 (dBm/MHz)	-7.28
Conducted PSD Core 1 (dBm/MHz)	-7.75
Duty Cycle Correction (dB)	0.94
Antenna Directional Gain (dBi)	6.88
15.407 Conducted PSD Limit (dBm/MHz)	11.00
RSS-247 Conducted PSD Limit (dBm/MHz)	11.00
Conducted PSD Result (dBm/MHz)	-3.56

Table 310 - 802.11ac / VHT80 MCS7x1 / MIMO CDD / Cores 0+1

Channel	Middle
Frequency (MHz)	5290
Conducted PSD Core 0 (dBm/MHz)	-6.72
Conducted PSD Core 1 (dBm/MHz)	-7.24
Duty Cycle Correction (dB)	1.13
Antenna Directional Gain (dBi)	4.02
15.407 Conducted PSD Limit (dBm/MHz)	11.00
RSS-247 Conducted PSD Limit (dBm/MHz)	11.00
Conducted PSD Result (dBm/MHz)	-2.83

Table 311 - 802.11ac / VHT80 MCS7x2 / MIMO SDM / Cores 0+1

Channel	Middle
Frequency (MHz)	5290
Conducted PSD Core 0 (dBm/MHz)	-6.22
Conducted PSD Core 1 (dBm/MHz)	-9.32
Duty Cycle Correction (dB)	0.27
Antenna Directional Gain (dBi)	6.88
15.407 Conducted PSD Limit (dBm/MHz)	11.00
RSS-247 Conducted PSD Limit (dBm/MHz)	11.00
Conducted PSD Result (dBm/MHz)	-4.22

Table 312 - 802.11ac / VHT80 MCS7x1 / MIMO TxBF / Cores 0+1

Channel	Middle
Frequency (MHz)	5290
Raw Conducted PSD (dBm/MHz)	-7.88
Duty Cycle Correction (dB)	0.82
Antenna Directional Gain (dBi)	5.40
15.407 Conducted PSD Limit (dBm/MHz)	11.00
RSS-247 Conducted PSD Limit (dBm/MHz)	11.00
Conducted PSD Result (dBm/MHz)	-7.06

Table 313 - 802.11ax / HE80 MCS7x1 / SU / SISO / Core 0

Channel	Middle
Frequency (MHz)	5290
Raw Conducted PSD (dBm/MHz)	1.83
Duty Cycle Correction (dB)	0.31
Antenna Directional Gain (dBi)	5.40
15.407 Conducted PSD Limit (dBm/MHz)	11.00
RSS-247 Conducted PSD Limit (dBm/MHz)	11.00
Conducted PSD Result (dBm/MHz)	2.13

Table 314 - 802.11ax / HE80 MCS7x1 / RU 52-37 / SISO / Core 0

Channel	Middle
Frequency (MHz)	5290
Raw Conducted PSD (dBm/MHz)	2.60
Duty Cycle Correction (dB)	0.31
Antenna Directional Gain (dBi)	5.40
15.407 Conducted PSD Limit (dBm/MHz)	11.00
RSS-247 Conducted PSD Limit (dBm/MHz)	11.00
Conducted PSD Result (dBm/MHz)	2.91

Table 315 - 802.11ax / HE80 MCS7x1 / RU 52-52 / SISO / Core 0

Channel	Middle
Frequency (MHz)	5290
Raw Conducted PSD (dBm/MHz)	1.19
Duty Cycle Correction (dB)	0.21
Antenna Directional Gain (dBi)	5.40
15.407 Conducted PSD Limit (dBm/MHz)	11.00
RSS-247 Conducted PSD Limit (dBm/MHz)	11.00
Conducted PSD Result (dBm/MHz)	1.40

Table 316 - 802.11ax / HE80 MCS7x1 / RU 106-53 / SISO / Core 0

Channel	Middle
Frequency (MHz)	5290
Raw Conducted PSD (dBm/MHz)	1.03
Duty Cycle Correction (dB)	0.21
Antenna Directional Gain (dBi)	5.40
15.407 Conducted PSD Limit (dBm/MHz)	11.00
RSS-247 Conducted PSD Limit (dBm/MHz)	11.00
Conducted PSD Result (dBm/MHz)	1.24

Table 317 - 802.11ax / HE80 MCS7x1 / RU 106-60 / SISO / Core 0

Channel	Middle
Frequency (MHz)	5290
Conducted PSD Core 0 (dBm/MHz)	-7.90
Conducted PSD Core 1 (dBm/MHz)	-8.51
Duty Cycle Correction (dB)	0.82
Antenna Directional Gain (dBi)	6.88
15.407 Conducted PSD Limit (dBm/MHz)	11.00
RSS-247 Conducted PSD Limit (dBm/MHz)	11.00
Conducted PSD Result (dBm/MHz)	-4.36

Table 318 - 802.11ax / HE80 MCS7x1 / SU / MIMO CDD / Cores 0+1

Channel	Middle
Frequency (MHz)	5290
Conducted PSD Core 0 (dBm/MHz)	-0.33
Conducted PSD Core 1 (dBm/MHz)	-1.12
Duty Cycle Correction (dB)	0.31
Antenna Directional Gain (dBi)	6.88
15.407 Conducted PSD Limit (dBm/MHz)	11.00
RSS-247 Conducted PSD Limit (dBm/MHz)	11.00
Conducted PSD Result (dBm/MHz)	2.61

Table 319 - 802.11ax / HE80 MCS7x1 / RU 52-37 / MIMO CDD / Cores 0+1

Channel	Middle
Frequency (MHz)	5290
Conducted PSD Core 0 (dBm/MHz)	0.22
Conducted PSD Core 1 (dBm/MHz)	-0.56
Duty Cycle Correction (dB)	0.31
Antenna Directional Gain (dBi)	6.88
15.407 Conducted PSD Limit (dBm/MHz)	11.00
RSS-247 Conducted PSD Limit (dBm/MHz)	11.00
Conducted PSD Result (dBm/MHz)	3.16

Table 320 - 802.11ax / HE80 MCS7x1 / RU 52-52 / MIMO CDD / Cores 0+1

Channel	Middle
Frequency (MHz)	5290
Conducted PSD Core 0 (dBm/MHz)	-0.04
Conducted PSD Core 1 (dBm/MHz)	-1.01
Duty Cycle Correction (dB)	0.21
Antenna Directional Gain (dBi)	6.88
15.407 Conducted PSD Limit (dBm/MHz)	11.00
RSS-247 Conducted PSD Limit (dBm/MHz)	11.00
Conducted PSD Result (dBm/MHz)	2.73

Table 321 - 802.11ax / HE80 MCS7x1 / RU 106-53 / MIMO CDD / Cores 0+1

Channel	Middle
Frequency (MHz)	5290
Conducted PSD Core 0 (dBm/MHz)	-0.11
Conducted PSD Core 1 (dBm/MHz)	-0.58
Duty Cycle Correction (dB)	0.21
Antenna Directional Gain (dBi)	6.88
15.407 Conducted PSD Limit (dBm/MHz)	11.00
RSS-247 Conducted PSD Limit (dBm/MHz)	11.00
Conducted PSD Result (dBm/MHz)	2.88

Table 322 - 802.11ax / HE80 MCS7x1 / RU 106-60 / MIMO CDD / Cores 0+1

Channel	Middle
Frequency (MHz)	5290
Conducted PSD Core 0 (dBm/MHz)	-7.71
Conducted PSD Core 1 (dBm/MHz)	-7.94
Duty Cycle Correction (dB)	0.89
Antenna Directional Gain (dBi)	4.02
15.407 Conducted PSD Limit (dBm/MHz)	11.00
RSS-247 Conducted PSD Limit (dBm/MHz)	11.00
Conducted PSD Result (dBm/MHz)	-3.92

Table 323 - 802.11ax / HE80 MCS7x2 / SU / MIMO SDM / Cores 0+1

Channel	Middle
Frequency (MHz)	5290
Conducted PSD Core 0 (dBm/MHz)	2.19
Conducted PSD Core 1 (dBm/MHz)	1.32
Duty Cycle Correction (dB)	0.31
Antenna Directional Gain (dBi)	4.02
15.407 Conducted PSD Limit (dBm/MHz)	11.00
RSS-247 Conducted PSD Limit (dBm/MHz)	11.00
Conducted PSD Result (dBm/MHz)	5.10

Table 324 - 802.11ax / HE80 MCS7x2 / RU 52-37 / MIMO SDM / Cores 0+1

Channel	Middle
Frequency (MHz)	5290
Conducted PSD Core 0 (dBm/MHz)	2.14
Conducted PSD Core 1 (dBm/MHz)	1.68
Duty Cycle Correction (dB)	0.31
Antenna Directional Gain (dBi)	4.02
15.407 Conducted PSD Limit (dBm/MHz)	11.00
RSS-247 Conducted PSD Limit (dBm/MHz)	11.00
Conducted PSD Result (dBm/MHz)	5.23

Table 325 - 802.11ax / HE80 MCS7x2 / RU 52-52 / MIMO SDM / Cores 0+1

Channel	Middle
Frequency (MHz)	5290
Conducted PSD Core 0 (dBm/MHz)	-0.02
Conducted PSD Core 1 (dBm/MHz)	-0.91
Duty Cycle Correction (dB)	0.21
Antenna Directional Gain (dBi)	4.02
15.407 Conducted PSD Limit (dBm/MHz)	11.00
RSS-247 Conducted PSD Limit (dBm/MHz)	11.00
Conducted PSD Result (dBm/MHz)	2.79

Table 326 - 802.11ax / HE80 MCS7x2 / RU 106-53 / MIMO SDM / Cores 0+1

Channel	Middle
Frequency (MHz)	5290
Conducted PSD Core 0 (dBm/MHz)	0.05
Conducted PSD Core 1 (dBm/MHz)	-0.64
Duty Cycle Correction (dB)	0.21
Antenna Directional Gain (dBi)	4.02
15.407 Conducted PSD Limit (dBm/MHz)	11.00
RSS-247 Conducted PSD Limit (dBm/MHz)	11.00
Conducted PSD Result (dBm/MHz)	2.94

Table 327 - 802.11ax / HE80 MCS7x2 / RU 106-60 / MIMO SDM / Cores 0+1

U-NII-2C

Channel	Bottom	Middle	Top	Straddle
Frequency (MHz)	5500	5600	5700	5720
Raw Conducted PSD (dBm/MHz)	3.48	8.38	3.99	8.29
Duty Cycle Correction (dB)	N/A SA-1	N/A SA-1	N/A SA-1	N/A SA-1
Antenna Directional Gain (dBi)	4.50	4.50	4.50	4.50
15.407 Conducted PSD Limit (dBm/MHz)	11.00	11.00	11.00	11.00
RSS-247 Conducted PSD Limit (dBm/MHz)	11.00	11.00	11.00	11.00
Conducted PSD Result (dBm/MHz)	3.48	8.38	3.99	8.29

Table 328 - 802.11a / 6 Mbps / SISO / Core 0

Channel	Bottom	Middle	Top	Straddle
Frequency (MHz)	5500	5600	5700	5720
Raw Conducted PSD (dBm/MHz)	1.78	6.65	0.91	6.28
Duty Cycle Correction (dB)	0.35	0.35	0.35	0.35
Antenna Directional Gain (dBi)	4.50	4.50	4.50	4.50
15.407 Conducted PSD Limit (dBm/MHz)	11.00	11.00	11.00	11.00
RSS-247 Conducted PSD Limit (dBm/MHz)	11.00	11.00	11.00	11.00
Conducted PSD Result (dBm/MHz)	2.13	7.00	1.26	6.63

Table 329 - 802.11n / HT20 MCS7 / SISO / Core 0

Channel	Bottom	Middle	Top	Straddle
Frequency (MHz)	5500	5600	5700	5720
Conducted PSD Core 0 (dBm/MHz)	-0.13	2.93	0.52	2.79
Conducted PSD Core 1 (dBm/MHz)	-0.66	2.34	0.01	2.71
Duty Cycle Correction (dB)	0.35	0.35	0.35	0.35
Antenna Directional Gain (dBi)	6.39	6.39	6.39	6.39
15.407 Conducted PSD Limit (dBm/MHz)	11.00	11.00	11.00	11.00
RSS-247 Conducted PSD Limit (dBm/MHz)	11.00	11.00	11.00	11.00
Conducted PSD Result (dBm/MHz)	2.97	6.00	3.63	6.11

Table 330 - 802.11n / HT20 MCS7 / MIMO CDD / Cores 0+1

Channel	Bottom	Middle	Top	Straddle
Frequency (MHz)	5500	5600	5700	5720
Conducted PSD Core 0 (dBm/MHz)	0.27	4.23	0.85	4.21
Conducted PSD Core 1 (dBm/MHz)	-0.03	3.64	0.49	3.84
Duty Cycle Correction (dB)	0.57	0.57	0.57	0.57
Antenna Directional Gain (dBi)	3.46	3.46	3.46	3.46
15.407 Conducted PSD Limit (dBm/MHz)	11.00	11.00	11.00	11.00
RSS-247 Conducted PSD Limit (dBm/MHz)	11.00	11.00	11.00	11.00
Conducted PSD Result (dBm/MHz)	3.71	7.53	4.26	7.61

Table 331 - 802.11n / HT20 MCS15 / MIMO SDM / Cores 0+1

Channel	Bottom	Middle	Top	Straddle
Frequency (MHz)	5500	5600	5700	5720
Conducted PSD Core 0 (dBm/MHz)	-0.06	3.04	0.57	3.00
Conducted PSD Core 1 (dBm/MHz)	-0.83	2.66	-1.65	2.52
Duty Cycle Correction (dB)	0.27	0.25	0.25	0.24
Antenna Directional Gain (dBi)	6.39	6.39	6.39	6.39
15.407 Conducted PSD Limit (dBm/MHz)	11.00	11.00	11.00	11.00
RSS-247 Conducted PSD Limit (dBm/MHz)	11.00	11.00	11.00	11.00
Conducted PSD Result (dBm/MHz)	2.85	6.12	2.86	6.01

Table 332 - 802.11ac / VHT20 MCS7x1 / MIMO TxBF / Cores 0+1

Channel	Bottom	Middle	Top	Straddle
Frequency (MHz)	5500	5600	5700	5720
Raw Conducted PSD (dBm/MHz)	1.05	6.12	0.35	6.01
Duty Cycle Correction (dB)	0.40	0.40	0.40	0.40
Antenna Directional Gain (dBi)	4.50	4.50	4.50	4.50
15.407 Conducted PSD Limit (dBm/MHz)	11.00	11.00	11.00	11.00
RSS-247 Conducted PSD Limit (dBm/MHz)	11.00	11.00	11.00	11.00
Conducted PSD Result (dBm/MHz)	1.45	6.51	0.75	6.41

Table 333 - 802.11ax / HE20 MCS7x1 / SU / SISO / Core 0

Channel	Bottom	Middle	Top
Frequency (MHz)	5500	5600	5700
Raw Conducted PSD (dBm/MHz)	5.81	7.40	6.51
Duty Cycle Correction (dB)	0.29	0.29	0.29
Antenna Directional Gain (dBi)	4.50	4.50	4.50
15.407 Conducted PSD Limit (dBm/MHz)	11.00	11.00	11.00
RSS-247 Conducted PSD Limit (dBm/MHz)	11.00	11.00	11.00
Conducted PSD Result (dBm/MHz)	6.10	7.70	6.81

Table 334 - 802.11ax / HE20 MCS7x1 / RU 52-37 / SISO / Core 0

Channel	Bottom	Middle	Top	Straddle
Frequency (MHz)	5500	5600	5700	5720
Raw Conducted PSD (dBm/MHz)	6.17	7.48	6.78	-2.28
Duty Cycle Correction (dB)	0.29	0.29	0.29	0.29
Antenna Directional Gain (dBi)	4.50	4.50	4.50	4.50
15.407 Conducted PSD Limit (dBm/MHz)	11.00	11.00	11.00	11.00
RSS-247 Conducted PSD Limit (dBm/MHz)	11.00	11.00	11.00	11.00
Conducted PSD Result (dBm/MHz)	6.47	7.77	7.08	-1.99

Table 335 - 802.11ax / HE20 MCS7x1 / RU 52-40 / SISO / Core 0

Channel	Bottom	Middle	Top
Frequency (MHz)	5500	5600	5700
Raw Conducted PSD (dBm/MHz)	5.64	7.53	5.19
Duty Cycle Correction (dB)	0.21	0.20	0.21
Antenna Directional Gain (dBi)	4.50	4.50	4.50
15.407 Conducted PSD Limit (dBm/MHz)	11.00	11.00	11.00
RSS-247 Conducted PSD Limit (dBm/MHz)	11.00	11.00	11.00
Conducted PSD Result (dBm/MHz)	5.85	7.73	5.40

Table 336 - 802.11ax / HE20 MCS7x1 / RU 106-53 / SISO / Core 0

Channel	Bottom	Middle	Top	Straddle
Frequency (MHz)	5500	5600	5700	5720
Raw Conducted PSD (dBm/MHz)	5.85	7.42	5.24	7.34
Duty Cycle Correction (dB)	0.21	0.20	0.21	0.20
Antenna Directional Gain (dBi)	4.50	4.50	4.50	4.50
15.407 Conducted PSD Limit (dBm/MHz)	11.00	11.00	11.00	11.00
RSS-247 Conducted PSD Limit (dBm/MHz)	11.00	11.00	11.00	11.00
Conducted PSD Result (dBm/MHz)	6.06	7.63	5.45	7.55

Table 337 - 802.11ax / HE20 MCS7x1 / RU 106-54 / SISO / Core 0

Channel	Bottom	Middle	Top	Straddle
Frequency (MHz)	5500	5600	5700	5720
Conducted PSD Core 0 (dBm/MHz)	-0.56	2.44	-0.11	2.68
Conducted PSD Core 1 (dBm/MHz)	-0.95	2.14	-0.59	2.50
Duty Cycle Correction (dB)	0.40	0.40	0.40	0.40
Antenna Directional Gain (dBi)	6.39	6.39	6.39	6.39
15.407 Conducted PSD Limit (dBm/MHz)	11.00	11.00	11.00	11.00
RSS-247 Conducted PSD Limit (dBm/MHz)	11.00	11.00	11.00	11.00
Conducted PSD Result (dBm/MHz)	2.66	5.70	3.07	6.00

Table 338 - 802.11ax / HE20 MCS7x1 / SU / MIMO CDD / Cores 0+1

Channel	Bottom	Middle	Top
Frequency (MHz)	5500	5600	5700
Conducted PSD Core 0 (dBm/MHz)	0.63	3.76	1.50
Conducted PSD Core 1 (dBm/MHz)	0.15	3.29	0.90
Duty Cycle Correction (dB)	0.30	0.29	0.30
Antenna Directional Gain (dBi)	6.39	6.39	6.39
15.407 Conducted PSD Limit (dBm/MHz)	11.00	11.00	11.00
RSS-247 Conducted PSD Limit (dBm/MHz)	11.00	11.00	11.00
Conducted PSD Result (dBm/MHz)	3.70	6.84	4.52

Table 339 - 802.11ax / HE20 MCS7x1 / RU 52-37 / MIMO CDD / Cores 0+1

Channel	Bottom	Middle	Top	Straddle
Frequency (MHz)	5500	5600	5700	5720
Conducted PSD Core 0 (dBm/MHz)	0.62	3.99	1.69	-5.27
Conducted PSD Core 1 (dBm/MHz)	0.15	3.30	1.01	-5.93
Duty Cycle Correction (dB)	0.30	0.29	0.30	0.29
Antenna Directional Gain (dBi)	6.39	6.39	6.39	6.39
15.407 Conducted PSD Limit (dBm/MHz)	11.00	11.00	11.00	11.00
RSS-247 Conducted PSD Limit (dBm/MHz)	11.00	11.00	11.00	11.00
Conducted PSD Result (dBm/MHz)	3.70	6.96	4.67	-2.28

Table 340 - 802.11ax / HE20 MCS7x1 / RU 52-40 / MIMO CDD / Cores 0+1

Channel	Bottom	Middle	Top
Frequency (MHz)	5500	5600	5700
Conducted PSD Core 0 (dBm/MHz)	0.61	4.04	1.27
Conducted PSD Core 1 (dBm/MHz)	0.03	3.59	1.08
Duty Cycle Correction (dB)	0.21	0.20	0.21
Antenna Directional Gain (dBi)	6.39	6.39	6.39
15.407 Conducted PSD Limit (dBm/MHz)	11.00	11.00	11.00
RSS-247 Conducted PSD Limit (dBm/MHz)	11.00	11.00	11.00
Conducted PSD Result (dBm/MHz)	3.55	7.03	4.40

Table 341 - 802.11ax / HE20 MCS7x1 / RU 106-53 / MIMO CDD / Cores 0+1

Channel	Bottom	Middle	Top	Straddle
Frequency (MHz)	5500	5600	5700	5720
Conducted PSD Core 0 (dBm/MHz)	0.69	4.03	1.43	4.05
Conducted PSD Core 1 (dBm/MHz)	0.00	3.74	0.80	3.64
Duty Cycle Correction (dB)	0.21	0.20	0.21	0.20
Antenna Directional Gain (dBi)	6.39	6.39	6.39	6.39
15.407 Conducted PSD Limit (dBm/MHz)	11.00	11.00	11.00	11.00
RSS-247 Conducted PSD Limit (dBm/MHz)	11.00	11.00	11.00	11.00
Conducted PSD Result (dBm/MHz)	3.57	7.10	4.34	7.06

Table 342 - 802.11ax / HE20 MCS7x1 / RU 106-54 / MIMO CDD / Cores 0+1

Channel	Bottom	Middle	Top	Straddle
Frequency (MHz)	5500	5600	5700	5720
Conducted PSD Core 0 (dBm/MHz)	-0.10	4.00	-0.31	3.93
Conducted PSD Core 1 (dBm/MHz)	-0.53	3.65	-0.54	3.46
Duty Cycle Correction (dB)	0.56	0.56	0.56	0.56
Antenna Directional Gain (dBi)	3.46	3.46	3.46	3.46
15.407 Conducted PSD Limit (dBm/MHz)	11.00	11.00	11.00	11.00
RSS-247 Conducted PSD Limit (dBm/MHz)	11.00	11.00	11.00	11.00
Conducted PSD Result (dBm/MHz)	3.26	7.40	3.15	7.27

Table 343 - 802.11ax / HE20 MCS7x2 / SU / MIMO SDM / Cores 0+1

Channel	Bottom	Middle	Top
Frequency (MHz)	5500	5600	5700
Conducted PSD Core 0 (dBm/MHz)	3.65	4.85	4.35
Conducted PSD Core 1 (dBm/MHz)	3.26	4.85	4.11
Duty Cycle Correction (dB)	0.30	0.29	0.29
Antenna Directional Gain (dBi)	3.46	3.46	3.46
15.407 Conducted PSD Limit (dBm/MHz)	11.00	11.00	11.00
RSS-247 Conducted PSD Limit (dBm/MHz)	11.00	11.00	11.00
Conducted PSD Result (dBm/MHz)	6.76	8.15	7.54

Table 344 - 802.11ax / HE20 MCS7x2 / RU 52-37 / MIMO SDM / Cores 0+1

Channel	Bottom	Middle	Top	Straddle
Frequency (MHz)	5500	5600	5700	5720
Conducted PSD Core 0 (dBm/MHz)	3.49	5.13	4.41	-4.52
Conducted PSD Core 1 (dBm/MHz)	3.20	4.38	3.93	-3.86
Duty Cycle Correction (dB)	0.30	0.29	0.30	0.29
Antenna Directional Gain (dBi)	3.46	3.46	3.46	3.46
15.407 Conducted PSD Limit (dBm/MHz)	11.00	11.00	11.00	11.00
RSS-247 Conducted PSD Limit (dBm/MHz)	11.00	11.00	11.00	11.00
Conducted PSD Result (dBm/MHz)	6.65	8.07	7.48	-0.87

Table 345 - 802.11ax / HE20 MCS7x2 / RU 52-40 / MIMO SDM / Cores 0+1

Channel	Bottom	Middle	Top
Frequency (MHz)	5500	5600	5700
Conducted PSD Core 0 (dBm/MHz)	3.60	5.12	4.37
Conducted PSD Core 1 (dBm/MHz)	3.42	4.79	3.88
Duty Cycle Correction (dB)	0.21	0.20	0.21
Antenna Directional Gain (dBi)	3.46	3.46	3.46
15.407 Conducted PSD Limit (dBm/MHz)	11.00	11.00	11.00
RSS-247 Conducted PSD Limit (dBm/MHz)	11.00	11.00	11.00
Conducted PSD Result (dBm/MHz)	6.72	8.17	7.35

Table 346 - 802.11ax / HE20 MCS7x2 / RU 106-53 / MIMO SDM / Cores 0+1

Channel	Bottom	Middle	Top	Straddle
Frequency (MHz)	5500	5600	5700	5720
Conducted PSD Core 0 (dBm/MHz)	3.38	5.07	4.27	5.07
Conducted PSD Core 1 (dBm/MHz)	3.06	4.57	4.00	4.87
Duty Cycle Correction (dB)	0.21	0.20	0.21	0.20
Antenna Directional Gain (dBi)	3.46	3.46	3.46	3.46
15.407 Conducted PSD Limit (dBm/MHz)	11.00	11.00	11.00	11.00
RSS-247 Conducted PSD Limit (dBm/MHz)	11.00	11.00	11.00	11.00
Conducted PSD Result (dBm/MHz)	6.44	8.04	7.35	8.18

Table 347 - 802.11ax / HE20 MCS7x2 / RU 106-54 / MIMO SDM / Cores 0+1

Channel	Bottom	Middle	Top	Straddle
Frequency (MHz)	5510	5590	5670	5710
Raw Conducted PSD (dBm/MHz)	-2.25	4.36	-1.35	4.53
Duty Cycle Correction (dB)	0.63	0.62	0.62	0.61
Antenna Directional Gain (dBi)	4.50	4.50	4.50	4.50
15.407 Conducted PSD Limit (dBm/MHz)	11.00	11.00	11.00	11.00
RSS-247 Conducted PSD Limit (dBm/MHz)	11.00	11.00	11.00	11.00
Conducted PSD Result (dBm/MHz)	-1.62	4.97	-0.74	5.14

Table 348 - 802.11n / HT40 MCS7 / SISO / Core 0

Channel	Bottom	Middle	Top	Straddle
Frequency (MHz)	5510	5590	5670	5710
Conducted PSD Core 0 (dBm/MHz)	-3.12	2.73	-0.98	2.80
Conducted PSD Core 1 (dBm/MHz)	-3.61	2.56	-1.23	2.69
Duty Cycle Correction (dB)	0.63	0.61	0.62	0.62
Antenna Directional Gain (dBi)	6.39	6.39	6.39	6.39
15.407 Conducted PSD Limit (dBm/MHz)	11.00	11.00	11.00	11.00
RSS-247 Conducted PSD Limit (dBm/MHz)	11.00	11.00	11.00	11.00
Conducted PSD Result (dBm/MHz)	0.28	6.27	2.52	6.37

Table 349 - 802.11n / HT40 MCS7 / MIMO CDD / Cores 0+1

Channel	Bottom	Middle	Top	Straddle
Frequency (MHz)	5510	5590	5670	5710
Conducted PSD Core 0 (dBm/MHz)	-3.15	3.89	-0.22	4.42
Conducted PSD Core 1 (dBm/MHz)	-4.11	3.54	-0.53	4.35
Duty Cycle Correction (dB)	0.87	0.87	0.87	0.87
Antenna Directional Gain (dBi)	3.46	3.46	3.46	3.46
15.407 Conducted PSD Limit (dBm/MHz)	11.00	11.00	11.00	11.00
RSS-247 Conducted PSD Limit (dBm/MHz)	11.00	11.00	11.00	11.00
Conducted PSD Result (dBm/MHz)	0.28	7.60	3.51	8.27

Table 350 - 802.11n / HT40 MCS15 / MIMO SDM / Cores 0+1

Channel	Bottom	Middle	Top	Straddle
Frequency (MHz)	5510	5590	5670	5710
Conducted PSD Core 0 (dBm/MHz)	-5.26	3.05	0.09	3.11
Conducted PSD Core 1 (dBm/MHz)	-5.42	2.34	-2.37	2.62
Duty Cycle Correction (dB)	0.25	0.24	0.26	0.40
Antenna Directional Gain (dBi)	6.39	6.39	6.39	6.39
15.407 Conducted PSD Limit (dBm/MHz)	11.00	11.00	11.00	11.00
RSS-247 Conducted PSD Limit (dBm/MHz)	11.00	11.00	11.00	11.00
Conducted PSD Result (dBm/MHz)	-2.07	5.96	2.30	6.29

Table 351 - 802.11ac / VHT40 MCS7x1 / MIMO TxBF / Cores 0+1

Channel	Bottom	Middle	Top	Straddle
Frequency (MHz)	5510	5590	5670	5710
Raw Conducted PSD (dBm/MHz)	-3.07	3.52	-1.09	4.60
Duty Cycle Correction (dB)	0.60	0.60	0.60	0.61
Antenna Directional Gain (dBi)	4.50	4.50	4.50	4.50
15.407 Conducted PSD Limit (dBm/MHz)	11.00	11.00	11.00	11.00
RSS-247 Conducted PSD Limit (dBm/MHz)	11.00	11.00	11.00	11.00
Conducted PSD Result (dBm/MHz)	-2.46	4.12	-0.49	5.21

Table 352 - 802.11ax / HE40 MCS7x1 / SU / SISO / Core 0

Channel	Bottom	Middle	Top
Frequency (MHz)	5510	5590	5670
Raw Conducted PSD (dBm/MHz)	4.33	7.03	6.33
Duty Cycle Correction (dB)	0.30	0.30	0.30
Antenna Directional Gain (dBi)	4.50	4.50	4.50
15.407 Conducted PSD Limit (dBm/MHz)	11.00	11.00	11.00
RSS-247 Conducted PSD Limit (dBm/MHz)	11.00	11.00	11.00
Conducted PSD Result (dBm/MHz)	4.63	7.33	6.63

Table 353 - 802.11ax / HE40 MCS7x1 / RU 52-37 / SISO / Core 0

Channel	Bottom	Middle	Top	Straddle
Frequency (MHz)	5510	5590	5670	5710
Raw Conducted PSD (dBm/MHz)	4.29	7.35	6.67	7.48
Duty Cycle Correction (dB)	0.30	0.30	0.30	0.30
Antenna Directional Gain (dBi)	4.50	4.50	4.50	4.50
15.407 Conducted PSD Limit (dBm/MHz)	11.00	11.00	11.00	11.00
RSS-247 Conducted PSD Limit (dBm/MHz)	11.00	11.00	11.00	11.00
Conducted PSD Result (dBm/MHz)	4.59	7.65	6.98	7.77

Table 354 - 802.11ax / HE40 MCS7x1 / RU 52-44 / SISO / Core 0

Channel	Bottom	Middle	Top
Frequency (MHz)	5510	5590	5670
Raw Conducted PSD (dBm/MHz)	2.99	7.25	6.67
Duty Cycle Correction (dB)	0.21	0.21	0.21
Antenna Directional Gain (dBi)	4.50	4.50	4.50
15.407 Conducted PSD Limit (dBm/MHz)	11.00	11.00	11.00
RSS-247 Conducted PSD Limit (dBm/MHz)	11.00	11.00	11.00
Conducted PSD Result (dBm/MHz)	3.20	7.46	6.88

Table 355 - 802.11ax / HE40 MCS7x1 / RU 106-53 / SISO / Core 0

Channel	Bottom	Middle	Top	Straddle
Frequency (MHz)	5510	5590	5670	5710
Raw Conducted PSD (dBm/MHz)	3.04	7.39	7.05	7.92
Duty Cycle Correction (dB)	0.21	0.21	0.21	0.21
Antenna Directional Gain (dBi)	4.50	4.50	4.50	4.50
15.407 Conducted PSD Limit (dBm/MHz)	11.00	11.00	11.00	11.00
RSS-247 Conducted PSD Limit (dBm/MHz)	11.00	11.00	11.00	11.00
Conducted PSD Result (dBm/MHz)	3.26	7.60	7.26	8.12

Table 356 - 802.11ax / HE40 MCS7x1 / RU 106-56 / SISO / Core 0

Channel	Bottom	Middle	Top	Straddle
Frequency (MHz)	5510	5590	5670	5710
Conducted PSD Core 0 (dBm/MHz)	-3.58	2.56	-2.71	2.58
Conducted PSD Core 1 (dBm/MHz)	-4.39	2.40	-2.78	2.59
Duty Cycle Correction (dB)	0.60	0.60	0.60	0.61
Antenna Directional Gain (dBi)	6.39	6.39	6.39	6.39
15.407 Conducted PSD Limit (dBm/MHz)	11.00	11.00	11.00	11.00
RSS-247 Conducted PSD Limit (dBm/MHz)	11.00	11.00	11.00	11.00
Conducted PSD Result (dBm/MHz)	-0.36	6.09	0.87	6.21

Table 357 - 802.11ax / HE40 MCS7x1 / SU / MIMO CDD / Cores 0+1

Channel	Bottom	Middle	Top
Frequency (MHz)	5510	5590	5670
Conducted PSD Core 0 (dBm/MHz)	0.77	3.41	1.43
Conducted PSD Core 1 (dBm/MHz)	0.11	2.97	1.00
Duty Cycle Correction (dB)	0.30	0.30	0.30
Antenna Directional Gain (dBi)	6.39	6.39	6.39
15.407 Conducted PSD Limit (dBm/MHz)	11.00	11.00	11.00
RSS-247 Conducted PSD Limit (dBm/MHz)	11.00	11.00	11.00
Conducted PSD Result (dBm/MHz)	3.77	6.51	4.53

Table 358 - 802.11ax / HE40 MCS7x1 / RU 52-37 / MIMO CDD / Cores 0+1

Channel	Bottom	Middle	Top	Straddle
Frequency (MHz)	5510	5590	5670	5710
Conducted PSD Core 0 (dBm/MHz)	0.56	3.85	1.49	3.71
Conducted PSD Core 1 (dBm/MHz)	0.47	3.58	1.08	3.46
Duty Cycle Correction (dB)	0.30	0.30	0.30	0.30
Antenna Directional Gain (dBi)	6.39	6.39	6.39	6.39
15.407 Conducted PSD Limit (dBm/MHz)	11.00	11.00	11.00	11.00
RSS-247 Conducted PSD Limit (dBm/MHz)	11.00	11.00	11.00	11.00
Conducted PSD Result (dBm/MHz)	3.83	7.02	4.60	6.90

Table 359 - 802.11ax / HE40 MCS7x1 / RU 52-44 / MIMO CDD / Cores 0+1

Channel	Bottom	Middle	Top
Frequency (MHz)	5510	5590	5670
Conducted PSD Core 0 (dBm/MHz)	0.57	3.74	0.92
Conducted PSD Core 1 (dBm/MHz)	-0.25	3.64	0.57
Duty Cycle Correction (dB)	0.21	0.21	0.21
Antenna Directional Gain (dBi)	6.39	6.39	6.39
15.407 Conducted PSD Limit (dBm/MHz)	11.00	11.00	11.00
RSS-247 Conducted PSD Limit (dBm/MHz)	11.00	11.00	11.00
Conducted PSD Result (dBm/MHz)	3.40	6.91	3.97

Table 360 - 802.11ax / HE40 MCS7x1 / RU 106-53 / MIMO CDD / Cores 0+1

Channel	Bottom	Middle	Top	Straddle
Frequency (MHz)	5510	5590	5670	5710
Conducted PSD Core 0 (dBm/MHz)	0.66	3.95	1.34	3.93
Conducted PSD Core 1 (dBm/MHz)	0.00	3.58	1.02	3.66
Duty Cycle Correction (dB)	0.21	0.21	0.21	0.21
Antenna Directional Gain (dBi)	6.39	6.39	6.39	6.39
15.407 Conducted PSD Limit (dBm/MHz)	11.00	11.00	11.00	11.00
RSS-247 Conducted PSD Limit (dBm/MHz)	11.00	11.00	11.00	11.00
Conducted PSD Result (dBm/MHz)	3.56	6.98	4.40	7.01

Table 361 - 802.11ax / HE40 MCS7x1 / RU 106-56 / MIMO CDD / Cores 0+1

Channel	Bottom	Middle	Top	Straddle
Frequency (MHz)	5510	5590	5670	5710
Conducted PSD Core 0 (dBm/MHz)	-3.77	3.68	-2.36	4.22
Conducted PSD Core 1 (dBm/MHz)	-4.40	3.31	-2.89	4.08
Duty Cycle Correction (dB)	0.77	0.76	0.76	0.76
Antenna Directional Gain (dBi)	3.46	3.46	3.46	3.46
15.407 Conducted PSD Limit (dBm/MHz)	11.00	11.00	11.00	11.00
RSS-247 Conducted PSD Limit (dBm/MHz)	11.00	11.00	11.00	11.00
Conducted PSD Result (dBm/MHz)	-0.30	7.26	1.16	7.91

Table 362 - 802.11ax / HE40 MCS7x2 / SU / MIMO SDM / Cores 0+1

Channel	Bottom	Middle	Top
Frequency (MHz)	5510	5590	5670
Conducted PSD Core 0 (dBm/MHz)	4.42	4.58	4.42
Conducted PSD Core 1 (dBm/MHz)	4.09	4.36	3.32
Duty Cycle Correction (dB)	0.30	0.30	0.30
Antenna Directional Gain (dBi)	3.46	3.46	3.46
15.407 Conducted PSD Limit (dBm/MHz)	11.00	11.00	11.00
RSS-247 Conducted PSD Limit (dBm/MHz)	11.00	11.00	11.00
Conducted PSD Result (dBm/MHz)	7.57	7.79	7.22

Table 363 - 802.11ax / HE40 MCS7x2 / RU 52-37 / MIMO SDM / Cores 0+1

Channel	Bottom	Middle	Top	Straddle
Frequency (MHz)	5510	5590	5670	5710
Conducted PSD Core 0 (dBm/MHz)	4.25	4.76	4.41	5.15
Conducted PSD Core 1 (dBm/MHz)	4.33	4.42	4.22	5.06
Duty Cycle Correction (dB)	0.30	0.30	0.30	0.30
Antenna Directional Gain (dBi)	3.46	3.46	3.46	3.46
15.407 Conducted PSD Limit (dBm/MHz)	11.00	11.00	11.00	11.00
RSS-247 Conducted PSD Limit (dBm/MHz)	11.00	11.00	11.00	11.00
Conducted PSD Result (dBm/MHz)	7.60	7.90	7.63	8.42

Table 364 - 802.11ax / HE40 MCS7x2 / RU 52-44 / MIMO SDM / Cores 0+1

Channel	Bottom	Middle	Top
Frequency (MHz)	5510	5590	5670
Conducted PSD Core 0 (dBm/MHz)	4.54	5.16	4.15
Conducted PSD Core 1 (dBm/MHz)	4.27	4.29	3.46
Duty Cycle Correction (dB)	0.21	0.21	0.21
Antenna Directional Gain (dBi)	3.46	3.46	3.46
15.407 Conducted PSD Limit (dBm/MHz)	11.00	11.00	11.00
RSS-247 Conducted PSD Limit (dBm/MHz)	11.00	11.00	11.00
Conducted PSD Result (dBm/MHz)	7.63	7.97	7.04

Table 365 - 802.11ax / HE40 MCS7x2 / RU 106-53 / MIMO SDM / Cores 0+1

Channel	Bottom	Middle	Top	Straddle
Frequency (MHz)	5510	5590	5670	5710
Conducted PSD Core 0 (dBm/MHz)	4.51	4.95	4.60	5.62
Conducted PSD Core 1 (dBm/MHz)	4.50	4.61	4.07	5.28
Duty Cycle Correction (dB)	0.21	0.21	0.21	0.21
Antenna Directional Gain (dBi)	3.46	3.46	3.46	3.46
15.407 Conducted PSD Limit (dBm/MHz)	11.00	11.00	11.00	11.00
RSS-247 Conducted PSD Limit (dBm/MHz)	11.00	11.00	11.00	11.00
Conducted PSD Result (dBm/MHz)	7.73	8.00	7.56	8.67

Table 366 - 802.11ax / HE40 MCS7x2 / RU 106-56 / MIMO SDM / Cores 0+1

Channel	Bottom	Top	Straddle
Frequency (MHz)	5530	5610	5690
Raw Conducted PSD (dBm/MHz)	-4.95	-0.50	0.32
Duty Cycle Correction (dB)	0.92	0.92	0.92
Antenna Directional Gain (dBi)	4.50	4.50	4.50
15.407 Conducted PSD Limit (dBm/MHz)	11.00	11.00	11.00
RSS-247 Conducted PSD Limit (dBm/MHz)	11.00	11.00	11.00
Conducted PSD Result (dBm/MHz)	-4.03	0.42	1.24

Table 367 - 802.11ac / VHT80 MCS7x1 / SISO / Core 0

Channel	Bottom	Top	Straddle
Frequency (MHz)	5530	5610	5690
Conducted PSD Core 0 (dBm/MHz)	-5.74	0.01	-0.14
Conducted PSD Core 1 (dBm/MHz)	-6.48	-0.48	-0.69
Duty Cycle Correction (dB)	0.92	0.92	0.93
Antenna Directional Gain (dBi)	6.39	6.39	6.39
15.407 Conducted PSD Limit (dBm/MHz)	11.00	11.00	11.00
RSS-247 Conducted PSD Limit (dBm/MHz)	11.00	11.00	11.00
Conducted PSD Result (dBm/MHz)	-2.16	3.71	3.53

Table 368 - 802.11ac / VHT80 MCS7x1 / MIMO CDD / Cores 0+1

Channel	Bottom	Top	Straddle
Frequency (MHz)	5530	5610	5690
Conducted PSD Core 0 (dBm/MHz)	-5.91	-0.10	1.62
Conducted PSD Core 1 (dBm/MHz)	-6.48	-0.63	1.42
Duty Cycle Correction (dB)	1.11	1.13	1.11
Antenna Directional Gain (dBi)	3.46	3.46	3.46
15.407 Conducted PSD Limit (dBm/MHz)	11.00	11.00	11.00
RSS-247 Conducted PSD Limit (dBm/MHz)	11.00	11.00	11.00
Conducted PSD Result (dBm/MHz)	-2.07	3.78	5.64

Table 369 - 802.11ac / VHT80 MCS7x2 / MIMO SDM / Cores 0+1

Channel	Bottom	Top	Straddle
Frequency (MHz)	5530	5610	5690
Conducted PSD Core 0 (dBm/MHz)	-6.09	-0.82	0.14
Conducted PSD Core 1 (dBm/MHz)	-8.81	-1.11	0.18
Duty Cycle Correction (dB)	0.25	0.28	0.26
Antenna Directional Gain (dBi)	6.39	6.39	6.39
15.407 Conducted PSD Limit (dBm/MHz)	11.00	11.00	11.00
RSS-247 Conducted PSD Limit (dBm/MHz)	11.00	11.00	11.00
Conducted PSD Result (dBm/MHz)	-3.98	2.33	3.43

Table 370 - 802.11ac / VHT80 MCS7x1 / MIMO TxBF / Cores 0+1

Channel	Bottom	Top	Straddle
Frequency (MHz)	5530	5610	5690
Raw Conducted PSD (dBm/MHz)	-4.90	-0.72	0.23
Duty Cycle Correction (dB)	0.82	0.82	0.82
Antenna Directional Gain (dBi)	4.50	4.50	4.50
15.407 Conducted PSD Limit (dBm/MHz)	11.00	11.00	11.00
RSS-247 Conducted PSD Limit (dBm/MHz)	11.00	11.00	11.00
Conducted PSD Result (dBm/MHz)	-4.08	0.09	1.04

Table 371 - 802.11ax / HE80 MCS7x1 / SU / SISO / Core 0

Channel	Bottom	Top
Frequency (MHz)	5530	5610
Raw Conducted PSD (dBm/MHz)	2.38	5.89
Duty Cycle Correction (dB)	0.31	0.30
Antenna Directional Gain (dBi)	4.50	4.50
15.407 Conducted PSD Limit (dBm/MHz)	11.00	11.00
RSS-247 Conducted PSD Limit (dBm/MHz)	11.00	11.00
Conducted PSD Result (dBm/MHz)	2.68	6.20

Table 372 - 802.11ax / HE80 MCS7x1 / RU 52-37 / SISO / Core 0

Channel	Bottom	Top	Straddle
Frequency (MHz)	5530	5610	5690
Raw Conducted PSD (dBm/MHz)	2.77	6.31	7.39
Duty Cycle Correction (dB)	0.31	0.31	0.31
Antenna Directional Gain (dBi)	4.50	4.50	4.50
15.407 Conducted PSD Limit (dBm/MHz)	11.00	11.00	11.00
RSS-247 Conducted PSD Limit (dBm/MHz)	11.00	11.00	11.00
Conducted PSD Result (dBm/MHz)	3.08	6.62	7.70

Table 373 - 802.11ax / HE80 MCS7x1 / RU 52-52 / SISO / Core 0

Channel	Bottom	Top
Frequency (MHz)	5530	5610
Raw Conducted PSD (dBm/MHz)	1.13	6.18
Duty Cycle Correction (dB)	0.21	0.21
Antenna Directional Gain (dBi)	4.50	4.50
15.407 Conducted PSD Limit (dBm/MHz)	11.00	11.00
RSS-247 Conducted PSD Limit (dBm/MHz)	11.00	11.00
Conducted PSD Result (dBm/MHz)	1.34	6.38

Table 374 - 802.11ax / HE80 MCS7x1 / RU 106-53 / SISO / Core 0

Channel	Bottom	Top	Straddle
Frequency (MHz)	5530	5610	5690
Raw Conducted PSD (dBm/MHz)	1.96	6.65	7.29
Duty Cycle Correction (dB)	0.21	0.21	0.21
Antenna Directional Gain (dBi)	4.50	4.50	4.50
15.407 Conducted PSD Limit (dBm/MHz)	11.00	11.00	11.00
RSS-247 Conducted PSD Limit (dBm/MHz)	11.00	11.00	11.00
Conducted PSD Result (dBm/MHz)	2.18	6.86	7.50

Table 375 - 802.11ax / HE80 MCS7x1 / RU 106-60 / SISO / Core 0

Channel	Bottom	Top	Straddle
Frequency (MHz)	5530	5610	5690
Conducted PSD Core 0 (dBm/MHz)	-7.21	-1.68	-0.10
Conducted PSD Core 1 (dBm/MHz)	-8.07	-1.83	-0.36
Duty Cycle Correction (dB)	0.82	0.82	0.82
Antenna Directional Gain (dBi)	6.39	6.39	6.39
15.407 Conducted PSD Limit (dBm/MHz)	11.00	11.00	11.00
RSS-247 Conducted PSD Limit (dBm/MHz)	11.00	11.00	11.00
Conducted PSD Result (dBm/MHz)	-3.79	2.07	3.60

Table 376 - 802.11ax / HE80 MCS7x1 / SU / MIMO CDD / Cores 0+1

Channel	Bottom	Top
Frequency (MHz)	5530	5610
Conducted PSD Core 0 (dBm/MHz)	0.62	3.42
Conducted PSD Core 1 (dBm/MHz)	0.18	3.03
Duty Cycle Correction (dB)	0.31	0.30
Antenna Directional Gain (dBi)	6.39	6.39
15.407 Conducted PSD Limit (dBm/MHz)	11.00	11.00
RSS-247 Conducted PSD Limit (dBm/MHz)	11.00	11.00
Conducted PSD Result (dBm/MHz)	3.72	6.54

Table 377 - 802.11ax / HE80 MCS7x1 / RU 52-37 / MIMO CDD / Cores 0+1

Channel	Bottom	Top	Straddle
Frequency (MHz)	5530	5610	5690
Conducted PSD Core 0 (dBm/MHz)	0.88	4.11	3.51
Conducted PSD Core 1 (dBm/MHz)	0.28	3.37	3.23
Duty Cycle Correction (dB)	0.31	0.30	0.31
Antenna Directional Gain (dBi)	6.39	6.39	6.39
15.407 Conducted PSD Limit (dBm/MHz)	11.00	11.00	11.00
RSS-247 Conducted PSD Limit (dBm/MHz)	11.00	11.00	11.00
Conducted PSD Result (dBm/MHz)	3.91	7.07	6.69

Table 378 - 802.11ax / HE80 MCS7x1 / RU 52-52 / MIMO CDD / Cores 0+1

Channel	Bottom	Top
Frequency (MHz)	5530	5610
Conducted PSD Core 0 (dBm/MHz)	0.40	3.90
Conducted PSD Core 1 (dBm/MHz)	-0.29	3.58
Duty Cycle Correction (dB)	0.21	0.21
Antenna Directional Gain (dBi)	6.39	6.39
15.407 Conducted PSD Limit (dBm/MHz)	11.00	11.00
RSS-247 Conducted PSD Limit (dBm/MHz)	11.00	11.00
Conducted PSD Result (dBm/MHz)	3.30	6.96

Table 379 - 802.11ax / HE80 MCS7x1 / RU 106-53 / MIMO CDD / Cores 0+1

Channel	Bottom	Top	Straddle
Frequency (MHz)	5530	5610	5690
Conducted PSD Core 0 (dBm/MHz)	1.01	4.23	3.97
Conducted PSD Core 1 (dBm/MHz)	0.39	3.66	3.32
Duty Cycle Correction (dB)	0.21	0.21	0.21
Antenna Directional Gain (dBi)	6.39	6.39	6.39
15.407 Conducted PSD Limit (dBm/MHz)	11.00	11.00	11.00
RSS-247 Conducted PSD Limit (dBm/MHz)	11.00	11.00	11.00
Conducted PSD Result (dBm/MHz)	3.93	7.17	6.88

Table 380 - 802.11ax / HE80 MCS7x1 / RU 106-60 / MIMO CDD / Cores 0+1

Channel	Bottom	Top	Straddle
Frequency (MHz)	5530	5610	5690
Conducted PSD Core 0 (dBm/MHz)	-7.21	-1.21	1.53
Conducted PSD Core 1 (dBm/MHz)	-7.53	-1.84	1.39
Duty Cycle Correction (dB)	0.88	0.87	0.87
Antenna Directional Gain (dBi)	3.46	3.46	3.46
15.407 Conducted PSD Limit (dBm/MHz)	11.00	11.00	11.00
RSS-247 Conducted PSD Limit (dBm/MHz)	11.00	11.00	11.00
Conducted PSD Result (dBm/MHz)	-3.48	2.37	5.34

Table 381 - 802.11ax / HE80 MCS7x2 / SU / MIMO SDM / Cores 0+1

Channel	Bottom	Top
Frequency (MHz)	5530	5610
Conducted PSD Core 0 (dBm/MHz)	2.64	4.86
Conducted PSD Core 1 (dBm/MHz)	2.32	4.65
Duty Cycle Correction (dB)	0.31	0.30
Antenna Directional Gain (dBi)	3.46	3.46
15.407 Conducted PSD Limit (dBm/MHz)	11.00	11.00
RSS-247 Conducted PSD Limit (dBm/MHz)	11.00	11.00
Conducted PSD Result (dBm/MHz)	5.81	8.07

Table 382 - 802.11ax / HE80 MCS7x2 / RU 52-37 / MIMO SDM / Cores 0+1

Channel	Bottom	Top	Straddle
Frequency (MHz)	5530	5610	5690
Conducted PSD Core 0 (dBm/MHz)	2.78	4.78	5.13
Conducted PSD Core 1 (dBm/MHz)	2.26	4.88	5.23
Duty Cycle Correction (dB)	0.31	0.30	0.31
Antenna Directional Gain (dBi)	3.46	3.46	3.46
15.407 Conducted PSD Limit (dBm/MHz)	11.00	11.00	11.00
RSS-247 Conducted PSD Limit (dBm/MHz)	11.00	11.00	11.00
Conducted PSD Result (dBm/MHz)	5.85	8.14	8.50

Table 383 - 802.11ax / HE80 MCS7x2 / RU 52-52 / MIMO SDM / Cores 0+1

Channel	Bottom	Top
Frequency (MHz)	5530	5610
Conducted PSD Core 0 (dBm/MHz)	1.30	4.88
Conducted PSD Core 1 (dBm/MHz)	0.80	4.28
Duty Cycle Correction (dB)	0.21	0.21
Antenna Directional Gain (dBi)	3.46	3.46
15.407 Conducted PSD Limit (dBm/MHz)	11.00	11.00
RSS-247 Conducted PSD Limit (dBm/MHz)	11.00	11.00
Conducted PSD Result (dBm/MHz)	4.28	7.81

Table 384 - 802.11ax / HE80 MCS7x2 / RU 106-53 / MIMO SDM / Cores 0+1

Channel	Bottom	Top	Straddle
Frequency (MHz)	5530	5610	5690
Conducted PSD Core 0 (dBm/MHz)	1.91	4.91	5.46
Conducted PSD Core 1 (dBm/MHz)	0.94	4.81	5.14
Duty Cycle Correction (dB)	0.21	0.21	0.21
Antenna Directional Gain (dBi)	3.46	3.46	3.46
15.407 Conducted PSD Limit (dBm/MHz)	11.00	11.00	11.00
RSS-247 Conducted PSD Limit (dBm/MHz)	11.00	11.00	11.00
Conducted PSD Result (dBm/MHz)	4.68	8.08	8.53

Table 385 - 802.11ax / HE80 MCS7x2 / RU 106-60 / MIMO SDM / Cores 0+1

U-NII-3

Channel	Straddle	Bottom	Middle	Top
Frequency (MHz)	5720	5745	5785	5825
Raw Conducted PSD (dBm/500kHz)	2.70	4.50	3.67	4.55
Duty Cycle Correction (dB)	0.35	0.35	0.35	0.35
Antenna Directional Gain (dBi)	4.50	2.50	2.50	2.50
15.407 Conducted PSD Limit (dBm/500kHz)	30.00	30.00	30.00	30.00
RSS-247 Conducted PSD Limit (dBm/500kHz)	30.00	30.00	30.00	30.00
Conducted PSD Result (dBm/500kHz)	3.05	4.84	4.02	4.90

Table 386 - 802.11n / HT20 MCS7 / SISO / Core 0

Channel	Straddle	Bottom	Middle	Top
Frequency (MHz)	5720	5745	5785	5825
Conducted PSD Core 0 (dBm/500kHz)	-1.08	4.69	4.82	3.56
Conducted PSD Core 1 (dBm/500kHz)	-0.41	3.85	4.29	3.72
Duty Cycle Correction (dB)	0.35	0.35	0.35	0.35
Antenna Directional Gain (dBi)	6.39	4.57	4.57	4.57
15.407 Conducted PSD Limit (dBm/500kHz)	29.61	30.00	30.00	30.00
RSS-247 Conducted PSD Limit (dBm/500kHz)	29.61	30.00	30.00	30.00
Conducted PSD Result (dBm/500kHz)	2.63	7.65	7.92	7.00

Table 387 - 802.11n / HT20 MCS7 / MIMO CDD / Cores 0+1

Channel	Straddle	Bottom	Middle	Top
Frequency (MHz)	5720	5745	5785	5825
Conducted PSD Core 0 (dBm/500kHz)	1.10	4.14	4.93	3.71
Conducted PSD Core 1 (dBm/500kHz)	1.16	4.02	4.32	4.97
Duty Cycle Correction (dB)	0.57	0.57	0.57	0.57
Antenna Directional Gain (dBi)	3.46	1.61	1.61	1.61
15.407 Conducted PSD Limit (dBm/500kHz)	30.00	30.00	30.00	30.00
RSS-247 Conducted PSD Limit (dBm/500kHz)	30.00	30.00	30.00	30.00
Conducted PSD Result (dBm/500kHz)	4.71	7.66	8.21	7.96

Table 388 - 802.11n / HT20 MCS15 / MIMO SDM / Cores 0+1

Channel	Straddle	Bottom	Middle	Top
Frequency (MHz)	5720	5745	5785	5825
Conducted PSD Core 0 (dBm/500kHz)	-0.51	2.42	3.01	3.19
Conducted PSD Core 1 (dBm/500kHz)	-1.26	2.34	2.21	2.63
Duty Cycle Correction (dB)	0.60	0.63	0.24	0.24
Antenna Directional Gain (dBi)	6.39	4.57	4.57	4.57
15.407 Conducted PSD Limit (dBm/500kHz)	29.61	30.00	30.00	30.00
RSS-247 Conducted PSD Limit (dBm/500kHz)	29.61	30.00	30.00	30.00
Conducted PSD Result (dBm/500kHz)	2.74	6.02	5.88	6.17

Table 389 - 802.11ac / VHT20 MCS7x1 / MIMO TxBF / Cores 0+1

Channel	Straddle	Bottom	Middle	Top
Frequency (MHz)	5720	5745	5785	5825
Raw Conducted PSD (dBm/500kHz)	2.60	3.51	4.34	4.66
Duty Cycle Correction (dB)	0.40	0.40	0.40	0.40
Antenna Directional Gain (dBi)	4.50	2.50	2.50	2.50
15.407 Conducted PSD Limit (dBm/500kHz)	30.00	30.00	30.00	30.00
RSS-247 Conducted PSD Limit (dBm/500kHz)	30.00	30.00	30.00	30.00
Conducted PSD Result (dBm/500kHz)	3.00	3.91	4.73	5.06

Table 390 - 802.11ax / HE20 MCS7x1 / SU / SISO / Core 0

Channel	Bottom	Middle	Top
Frequency (MHz)	5745	5785	5825
Raw Conducted PSD (dBm/500kHz)	4.56	4.76	5.18
Duty Cycle Correction (dB)	0.27	0.28	0.27
Antenna Directional Gain (dBi)	2.50	2.50	2.50
15.407 Conducted PSD Limit (dBm/500kHz)	30.00	30.00	30.00
RSS-247 Conducted PSD Limit (dBm/500kHz)	30.00	30.00	30.00
Conducted PSD Result (dBm/500kHz)	4.84	5.04	5.46

Table 391 - 802.11ax / HE20 MCS7x1 / RU 26-0 / SISO / Core 0

Channel	Bottom	Middle	Top
Frequency (MHz)	5745	5785	5825
Raw Conducted PSD (dBm/500kHz)	4.51	5.10	5.37
Duty Cycle Correction (dB)	0.28	0.28	0.28
Antenna Directional Gain (dBi)	2.50	2.50	2.50
15.407 Conducted PSD Limit (dBm/500kHz)	30.00	30.00	30.00
RSS-247 Conducted PSD Limit (dBm/500kHz)	30.00	30.00	30.00
Conducted PSD Result (dBm/500kHz)	4.78	5.38	5.64

Table 392 - 802.11ax / HE20 MCS7x1 / RU 26-8 / SISO / Core 0

Channel	Straddle	Bottom	Middle	Top
Frequency (MHz)	5720	5745	5785	5825
Raw Conducted PSD (dBm/500kHz)	-12.19	5.32	5.08	5.44
Duty Cycle Correction (dB)	0.29	0.29	0.29	0.29
Antenna Directional Gain (dBi)	4.50	2.50	2.50	2.50
15.407 Conducted PSD Limit (dBm/500kHz)	30.00	30.00	30.00	30.00
RSS-247 Conducted PSD Limit (dBm/500kHz)	30.00	30.00	30.00	30.00
Conducted PSD Result (dBm/500kHz)	-11.89	5.61	5.38	5.74

Table 393 - 802.11ax / HE20 MCS7x1 / RU 52-37 / SISO / Core 0

Channel	Straddle	Bottom	Middle	Top
Frequency (MHz)	5720	5745	5785	5825
Raw Conducted PSD (dBm/500kHz)	3.94	5.21	5.55	5.40
Duty Cycle Correction (dB)	0.29	0.29	0.29	0.29
Antenna Directional Gain (dBi)	4.50	2.50	2.50	2.50
15.407 Conducted PSD Limit (dBm/500kHz)	30.00	30.00	30.00	30.00
RSS-247 Conducted PSD Limit (dBm/500kHz)	30.00	30.00	30.00	30.00
Conducted PSD Result (dBm/500kHz)	4.23	5.50	5.84	5.69

Table 394 - 802.11ax / HE20 MCS7x1 / RU 52-40 / SISO / Core 0

Channel	Straddle	Bottom	Middle	Top
Frequency (MHz)	5720	5745	5785	5825
Raw Conducted PSD (dBm/500kHz)	-9.10	4.87	5.23	5.39
Duty Cycle Correction (dB)	0.20	0.20	0.20	0.20
Antenna Directional Gain (dBi)	4.50	2.50	2.50	2.50
15.407 Conducted PSD Limit (dBm/500kHz)	30.00	30.00	30.00	30.00
RSS-247 Conducted PSD Limit (dBm/500kHz)	30.00	30.00	30.00	30.00
Conducted PSD Result (dBm/500kHz)	-8.90	5.08	5.43	5.60

Table 395 - 802.11ax / HE20 MCS7x1 / RU 106-53 / SISO / Core 0

Channel	Straddle	Bottom	Middle	Top
Frequency (MHz)	5720	5745	5785	5825
Raw Conducted PSD (dBm/500kHz)	3.77	5.24	5.26	5.45
Duty Cycle Correction (dB)	0.20	0.20	0.20	0.20
Antenna Directional Gain (dBi)	4.50	2.50	2.50	2.50
15.407 Conducted PSD Limit (dBm/500kHz)	30.00	30.00	30.00	30.00
RSS-247 Conducted PSD Limit (dBm/500kHz)	30.00	30.00	30.00	30.00
Conducted PSD Result (dBm/500kHz)	3.97	5.44	5.47	5.65

Table 396 - 802.11ax / HE20 MCS7x1 / RU 106-54 / SISO / Core 0

Channel	Straddle	Bottom	Middle	Top
Frequency (MHz)	5720	5745	5785	5825
Conducted PSD Core 0 (dBm/500kHz)	-1.02	4.10	4.53	3.25
Conducted PSD Core 1 (dBm/500kHz)	-1.26	3.26	4.00	2.22
Duty Cycle Correction (dB)	0.40	0.40	0.40	0.40
Antenna Directional Gain (dBi)	6.39	4.57	4.57	4.57
15.407 Conducted PSD Limit (dBm/500kHz)	29.61	30.00	30.00	30.00
RSS-247 Conducted PSD Limit (dBm/500kHz)	29.61	30.00	30.00	30.00
Conducted PSD Result (dBm/500kHz)	2.27	7.11	7.68	6.17

Table 397 - 802.11ax / HE20 MCS7x1 / SU / MIMO CDD / Cores 0+1

Channel	Bottom	Middle	Top
Frequency (MHz)	5745	5785	5825
Conducted PSD Core 0 (dBm/500kHz)	4.46	4.82	5.09
Conducted PSD Core 1 (dBm/500kHz)	3.94	4.33	4.61
Duty Cycle Correction (dB)	0.27	0.27	0.27
Antenna Directional Gain (dBi)	4.57	4.57	4.57
15.407 Conducted PSD Limit (dBm/500kHz)	30.00	30.00	30.00
RSS-247 Conducted PSD Limit (dBm/500kHz)	30.00	30.00	30.00
Conducted PSD Result (dBm/500kHz)	7.50	7.87	8.14

Table 398 - 802.11ax / HE20 MCS7x1 / RU 26-0 / MIMO CDD / Cores 0+1

Channel	Bottom	Middle	Top
Frequency (MHz)	5745	5785	5825
Conducted PSD Core 0 (dBm/500kHz)	4.69	5.10	4.92
Conducted PSD Core 1 (dBm/500kHz)	4.19	4.56	4.83
Duty Cycle Correction (dB)	0.28	0.27	0.28
Antenna Directional Gain (dBi)	4.57	4.57	4.57
15.407 Conducted PSD Limit (dBm/500kHz)	30.00	30.00	30.00
RSS-247 Conducted PSD Limit (dBm/500kHz)	30.00	30.00	30.00
Conducted PSD Result (dBm/500kHz)	7.73	8.12	8.16

Table 399 - 802.11ax / HE20 MCS7x1 / RU 26-8 / MIMO CDD / Cores 0+1

Channel	Straddle	Bottom	Middle	Top
Frequency (MHz)	5720	5745	5785	5825
Conducted PSD Core 0 (dBm/500kHz)	-18.04	5.13	5.32	5.30
Conducted PSD Core 1 (dBm/500kHz)	-15.69	4.38	4.74	5.01
Duty Cycle Correction (dB)	0.29	0.29	0.29	0.29
Antenna Directional Gain (dBi)	6.39	4.57	4.57	4.57
15.407 Conducted PSD Limit (dBm/500kHz)	29.61	30.00	30.00	30.00
RSS-247 Conducted PSD Limit (dBm/500kHz)	29.61	30.00	30.00	30.00
Conducted PSD Result (dBm/500kHz)	-13.40	8.07	8.34	8.46

Table 400 - 802.11ax / HE20 MCS7x1 / RU 52-37 / MIMO CDD / Cores 0+1

Channel	Straddle	Bottom	Middle	Top
Frequency (MHz)	5720	5745	5785	5825
Conducted PSD Core 0 (dBm/500kHz)	0.12	5.37	5.26	5.42
Conducted PSD Core 1 (dBm/500kHz)	0.29	4.69	4.60	4.90
Duty Cycle Correction (dB)	0.29	0.29	0.29	0.29
Antenna Directional Gain (dBi)	6.39	4.57	4.57	4.57
15.407 Conducted PSD Limit (dBm/500kHz)	29.61	30.00	30.00	30.00
RSS-247 Conducted PSD Limit (dBm/500kHz)	29.61	30.00	30.00	30.00
Conducted PSD Result (dBm/500kHz)	3.51	8.34	8.25	8.47

Table 401 - 802.11ax / HE20 MCS7x1 / RU 52-40 / MIMO CDD / Cores 0+1

Channel	Straddle	Bottom	Middle	Top
Frequency (MHz)	5720	5745	5785	5825
Conducted PSD Core 0 (dBm/500kHz)	-12.95	5.02	5.28	5.27
Conducted PSD Core 1 (dBm/500kHz)	-11.62	4.46	5.06	5.05
Duty Cycle Correction (dB)	0.20	0.20	0.20	0.20
Antenna Directional Gain (dBi)	6.39	4.57	4.57	4.57
15.407 Conducted PSD Limit (dBm/500kHz)	29.61	30.00	30.00	30.00
RSS-247 Conducted PSD Limit (dBm/500kHz)	29.61	30.00	30.00	30.00
Conducted PSD Result (dBm/500kHz)	-9.02	7.96	8.38	8.37

Table 402 - 802.11ax / HE20 MCS7x1 / RU 106-53 / MIMO CDD / Cores 0+1

Channel	Straddle	Bottom	Middle	Top
Frequency (MHz)	5720	5745	5785	5825
Conducted PSD Core 0 (dBm/500kHz)	0.72	5.29	5.45	5.49
Conducted PSD Core 1 (dBm/500kHz)	0.09	4.56	5.07	4.92
Duty Cycle Correction (dB)	0.20	0.20	0.20	0.20
Antenna Directional Gain (dBi)	6.39	4.57	4.57	4.57
15.407 Conducted PSD Limit (dBm/500kHz)	29.61	30.00	30.00	30.00
RSS-247 Conducted PSD Limit (dBm/500kHz)	29.61	30.00	30.00	30.00
Conducted PSD Result (dBm/500kHz)	3.63	8.15	8.48	8.42

Table 403 - 802.11ax / HE20 MCS7x1 / RU 106-54 / MIMO CDD / Cores 0+1

Channel	Straddle	Bottom	Middle	Top
Frequency (MHz)	5720	5745	5785	5825
Conducted PSD Core 0 (dBm/500kHz)	0.70	4.15	4.66	4.70
Conducted PSD Core 1 (dBm/500kHz)	0.87	3.68	4.10	4.43
Duty Cycle Correction (dB)	0.56	0.56	0.56	0.56
Antenna Directional Gain (dBi)	3.46	1.61	1.61	1.61
15.407 Conducted PSD Limit (dBm/500kHz)	30.00	30.00	30.00	30.00
RSS-247 Conducted PSD Limit (dBm/500kHz)	30.00	30.00	30.00	30.00
Conducted PSD Result (dBm/500kHz)	4.36	7.49	7.96	8.14

Table 404 - 802.11ax / HE20 MCS7x2 / SU / MIMO SDM / Cores 0+1

Channel	Bottom	Middle	Top
Frequency (MHz)	5745	5785	5825
Conducted PSD Core 0 (dBm/500kHz)	4.83	4.64	5.02
Conducted PSD Core 1 (dBm/500kHz)	4.10	4.33	4.63
Duty Cycle Correction (dB)	0.28	0.27	0.27
Antenna Directional Gain (dBi)	1.61	1.61	1.61
15.407 Conducted PSD Limit (dBm/500kHz)	30.00	30.00	30.00
RSS-247 Conducted PSD Limit (dBm/500kHz)	30.00	30.00	30.00
Conducted PSD Result (dBm/500kHz)	7.77	7.78	8.11

Table 405 - 802.11ax / HE20 MCS7x2 / RU 26-0 / MIMO SDM / Cores 0+1

Channel	Bottom	Middle	Top
Frequency (MHz)	5745	5785	5825
Conducted PSD Core 0 (dBm/500kHz)	4.70	5.01	5.59
Conducted PSD Core 1 (dBm/500kHz)	4.18	4.43	5.06
Duty Cycle Correction (dB)	0.28	0.28	0.27
Antenna Directional Gain (dBi)	1.61	1.61	1.61
15.407 Conducted PSD Limit (dBm/500kHz)	30.00	30.00	30.00
RSS-247 Conducted PSD Limit (dBm/500kHz)	30.00	30.00	30.00
Conducted PSD Result (dBm/500kHz)	7.73	8.02	8.62

Table 406 - 802.11ax / HE20 MCS7x2 / RU 26-8 / MIMO SDM / Cores 0+1

Channel	Straddle	Bottom	Middle	Top
Frequency (MHz)	5720	5745	5785	5825
Conducted PSD Core 0 (dBm/500kHz)	-17.20	5.28	5.26	5.37
Conducted PSD Core 1 (dBm/500kHz)	-14.71	4.25	4.82	4.92
Duty Cycle Correction (dB)	0.29	0.29	0.29	0.29
Antenna Directional Gain (dBi)	3.46	1.61	1.61	1.61
15.407 Conducted PSD Limit (dBm/500kHz)	30.00	30.00	30.00	30.00
RSS-247 Conducted PSD Limit (dBm/500kHz)	30.00	30.00	30.00	30.00
Conducted PSD Result (dBm/500kHz)	-12.48	8.10	8.35	8.45

Table 407 - 802.11ax / HE20 MCS7x2 / RU 52-37 / MIMO SDM / Cores 0+1

Channel	Straddle	Bottom	Middle	Top
Frequency (MHz)	5720	5745	5785	5825
Conducted PSD Core 0 (dBm/500kHz)	1.45	5.41	5.25	5.32
Conducted PSD Core 1 (dBm/500kHz)	1.36	4.64	4.90	5.29
Duty Cycle Correction (dB)	0.29	0.29	0.29	0.29
Antenna Directional Gain (dBi)	3.46	1.61	1.61	1.61
15.407 Conducted PSD Limit (dBm/500kHz)	30.00	30.00	30.00	30.00
RSS-247 Conducted PSD Limit (dBm/500kHz)	30.00	30.00	30.00	30.00
Conducted PSD Result (dBm/500kHz)	4.71	8.34	8.38	8.60

Table 408 - 802.11ax / HE20 MCS7x2 / RU 52-40 / MIMO SDM / Cores 0+1

Channel	Straddle	Bottom	Middle	Top
Frequency (MHz)	5720	5745	5785	5825
Conducted PSD Core 0 (dBm/500kHz)	-10.82	4.94	5.20	5.19
Conducted PSD Core 1 (dBm/500kHz)	-12.20	4.49	5.08	5.05
Duty Cycle Correction (dB)	0.20	0.20	0.20	0.20
Antenna Directional Gain (dBi)	3.46	1.61	1.61	1.61
15.407 Conducted PSD Limit (dBm/500kHz)	30.00	30.00	30.00	30.00
RSS-247 Conducted PSD Limit (dBm/500kHz)	30.00	30.00	30.00	30.00
Conducted PSD Result (dBm/500kHz)	-8.24	7.93	8.35	8.33

Table 409 - 802.11ax / HE20 MCS7x2 / RU 106-53 / MIMO SDM / Cores 0+1

Channel	Straddle	Bottom	Middle	Top
Frequency (MHz)	5720	5745	5785	5825
Conducted PSD Core 0 (dBm/500kHz)	1.35	5.05	5.25	5.37
Conducted PSD Core 1 (dBm/500kHz)	1.42	4.57	5.08	5.06
Duty Cycle Correction (dB)	0.20	0.20	0.20	0.20
Antenna Directional Gain (dBi)	3.46	1.61	1.61	1.61
15.407 Conducted PSD Limit (dBm/500kHz)	30.00	30.00	30.00	30.00
RSS-247 Conducted PSD Limit (dBm/500kHz)	30.00	30.00	30.00	30.00
Conducted PSD Result (dBm/500kHz)	4.60	8.03	8.38	8.43

Table 410 - 802.11ax / HE20 MCS7x2 / RU 106-54 / MIMO SDM / Cores 0+1

Channel	Straddle	Bottom	Top
Frequency (MHz)	5710	5755	5795
Raw Conducted PSD (dBm/500kHz)	2.32	0.86	1.85
Duty Cycle Correction (dB)	0.61	0.61	0.61
Antenna Directional Gain (dBi)	4.50	2.50	2.50
15.407 Conducted PSD Limit (dBm/500kHz)	30.00	30.00	30.00
RSS-247 Conducted PSD Limit (dBm/500kHz)	30.00	30.00	30.00
Conducted PSD Result (dBm/500kHz)	2.93	1.48	2.46

Table 411 - 802.11n / HT40 MCS7 / SISO / Core 0

Channel	Straddle	Bottom	Top
Frequency (MHz)	5710	5755	5795
Conducted PSD Core 0 (dBm/500kHz)	-0.33	-1.17	1.53
Conducted PSD Core 1 (dBm/500kHz)	-0.44	-0.18	1.63
Duty Cycle Correction (dB)	0.61	0.62	0.61
Antenna Directional Gain (dBi)	6.39	4.57	4.57
15.407 Conducted PSD Limit (dBm/500kHz)	29.61	30.00	30.00
RSS-247 Conducted PSD Limit (dBm/500kHz)	29.61	30.00	30.00
Conducted PSD Result (dBm/500kHz)	3.24	2.98	5.21

Table 412 - 802.11n / HT40 MCS7 / MIMO CDD / Cores 0+1

Channel	Straddle	Bottom	Top
Frequency (MHz)	5710	5755	5795
Conducted PSD Core 0 (dBm/500kHz)	1.02	0.30	1.08
Conducted PSD Core 1 (dBm/500kHz)	1.13	0.36	2.27
Duty Cycle Correction (dB)	0.87	0.87	0.87
Antenna Directional Gain (dBi)	3.46	1.61	1.61
15.407 Conducted PSD Limit (dBm/500kHz)	30.00	30.00	30.00
RSS-247 Conducted PSD Limit (dBm/500kHz)	30.00	30.00	30.00
Conducted PSD Result (dBm/500kHz)	4.95	4.21	5.59

Table 413 - 802.11n / HT40 MCS15 / MIMO SDM / Cores 0+1

Channel	Straddle	Bottom	Top
Frequency (MHz)	5710	5755	5795
Conducted PSD Core 0 (dBm/500kHz)	-0.66	0.14	-0.23
Conducted PSD Core 1 (dBm/500kHz)	-1.53	-0.09	-0.47
Duty Cycle Correction (dB)	0.34	0.24	0.40
Antenna Directional Gain (dBi)	6.39	4.57	4.57
15.407 Conducted PSD Limit (dBm/500kHz)	29.61	30.00	30.00
RSS-247 Conducted PSD Limit (dBm/500kHz)	29.61	30.00	30.00
Conducted PSD Result (dBm/500kHz)	2.27	3.28	3.06

Table 414 - 802.11ac / VHT40 MCS7x1 / MIMO TxBF / Cores 0+1

Channel	Straddle	Bottom	Top
Frequency (MHz)	5710	5755	5795
Raw Conducted PSD (dBm/500kHz)	1.56	1.56	2.22
Duty Cycle Correction (dB)	0.61	0.60	0.60
Antenna Directional Gain (dBi)	4.50	2.50	2.50
15.407 Conducted PSD Limit (dBm/500kHz)	30.00	30.00	30.00
RSS-247 Conducted PSD Limit (dBm/500kHz)	30.00	30.00	30.00
Conducted PSD Result (dBm/500kHz)	2.17	2.16	2.82

Table 415 - 802.11ax / HE40 MCS7x1 / SU / SISO / Core 0

Channel	Bottom	Top
Frequency (MHz)	5755	5795
Raw Conducted PSD (dBm/500kHz)	5.02	5.15
Duty Cycle Correction (dB)	0.28	0.28
Antenna Directional Gain (dBi)	2.50	2.50
15.407 Conducted PSD Limit (dBm/500kHz)	30.00	30.00
RSS-247 Conducted PSD Limit (dBm/500kHz)	30.00	30.00
Conducted PSD Result (dBm/500kHz)	5.30	5.43

Table 416 - 802.11ax / HE40 MCS7x1 / RU 26-0 / SISO / Core 0

Channel	Bottom	Top
Frequency (MHz)	5755	5795
Raw Conducted PSD (dBm/500kHz)	5.13	5.48
Duty Cycle Correction (dB)	0.28	0.28
Antenna Directional Gain (dBi)	2.50	2.50
15.407 Conducted PSD Limit (dBm/500kHz)	30.00	30.00
RSS-247 Conducted PSD Limit (dBm/500kHz)	30.00	30.00
Conducted PSD Result (dBm/500kHz)	5.42	5.76

Table 417 - 802.11ax / HE40 MCS7x1 / RU 26-17 / SISO / Core 0

Channel	Straddle	Bottom	Top
Frequency (MHz)	5710	5755	5795
Raw Conducted PSD (dBm/500kHz)	-38.77	5.22	5.28
Duty Cycle Correction (dB)	0.30	0.30	0.30
Antenna Directional Gain (dBi)	4.50	2.50	2.50
15.407 Conducted PSD Limit (dBm/500kHz)	30.00	30.00	30.00
RSS-247 Conducted PSD Limit (dBm/500kHz)	30.00	30.00	30.00
Conducted PSD Result (dBm/500kHz)	-38.48	5.52	5.58

Table 418 - 802.11ax / HE40 MCS7x1 / RU 52-37 / SISO / Core 0

Channel	Straddle	Bottom	Top
Frequency (MHz)	5710	5755	5795
Raw Conducted PSD (dBm/500kHz)	3.91	5.09	5.46
Duty Cycle Correction (dB)	0.30	0.30	0.30
Antenna Directional Gain (dBi)	4.50	2.50	2.50
15.407 Conducted PSD Limit (dBm/500kHz)	30.00	30.00	30.00
RSS-247 Conducted PSD Limit (dBm/500kHz)	30.00	30.00	30.00
Conducted PSD Result (dBm/500kHz)	4.21	5.39	5.76

Table 419 - 802.11ax / HE40 MCS7x1 / RU 52-44 / SISO / Core 0

Channel	Straddle	Bottom	Top
Frequency (MHz)	5710	5755	5795
Raw Conducted PSD (dBm/500kHz)	-36.37	4.99	5.02
Duty Cycle Correction (dB)	0.21	0.21	0.21
Antenna Directional Gain (dBi)	4.50	2.50	2.50
15.407 Conducted PSD Limit (dBm/500kHz)	30.00	30.00	30.00
RSS-247 Conducted PSD Limit (dBm/500kHz)	30.00	30.00	30.00
Conducted PSD Result (dBm/500kHz)	-36.16	5.20	5.23

Table 420 - 802.11ax / HE40 MCS7x1 / RU 106-53 / SISO / Core 0

Channel	Straddle	Bottom	Top
Frequency (MHz)	5710	5755	5795
Raw Conducted PSD (dBm/500kHz)	3.68	5.33	5.29
Duty Cycle Correction (dB)	0.21	0.21	0.21
Antenna Directional Gain (dBi)	4.50	2.50	2.50
15.407 Conducted PSD Limit (dBm/500kHz)	30.00	30.00	30.00
RSS-247 Conducted PSD Limit (dBm/500kHz)	30.00	30.00	30.00
Conducted PSD Result (dBm/500kHz)	3.88	5.54	5.49

Table 421 - 802.11ax / HE40 MCS7x1 / RU 106-56 / SISO / Core 0

Channel	Straddle	Bottom	Top
Frequency (MHz)	5710	5755	5795
Conducted PSD Core 0 (dBm/500kHz)	-0.61	-0.18	2.19
Conducted PSD Core 1 (dBm/500kHz)	-1.29	-0.89	0.13
Duty Cycle Correction (dB)	0.61	0.60	0.60
Antenna Directional Gain (dBi)	6.39	4.57	4.57
15.407 Conducted PSD Limit (dBm/500kHz)	29.61	30.00	30.00
RSS-247 Conducted PSD Limit (dBm/500kHz)	29.61	30.00	30.00
Conducted PSD Result (dBm/500kHz)	2.69	3.09	4.89

Table 422 - 802.11ax / HE40 MCS7x1 / SU / MIMO CDD / Cores 0+1

Channel	Bottom	Top
Frequency (MHz)	5755	5795
Conducted PSD Core 0 (dBm/500kHz)	5.04	5.33
Conducted PSD Core 1 (dBm/500kHz)	4.48	4.46
Duty Cycle Correction (dB)	0.28	0.28
Antenna Directional Gain (dBi)	4.57	4.57
15.407 Conducted PSD Limit (dBm/500kHz)	30.00	30.00
RSS-247 Conducted PSD Limit (dBm/500kHz)	30.00	30.00
Conducted PSD Result (dBm/500kHz)	8.06	8.21

Table 423 - 802.11ax / HE40 MCS7x1 / RU 26-0 / MIMO CDD / Cores 0+1

Channel	Bottom	Top
Frequency (MHz)	5755	5795
Conducted PSD Core 0 (dBm/500kHz)	5.24	5.25
Conducted PSD Core 1 (dBm/500kHz)	4.57	4.67
Duty Cycle Correction (dB)	0.28	0.28
Antenna Directional Gain (dBi)	4.57	4.57
15.407 Conducted PSD Limit (dBm/500kHz)	30.00	30.00
RSS-247 Conducted PSD Limit (dBm/500kHz)	30.00	30.00
Conducted PSD Result (dBm/500kHz)	8.21	8.26

Table 424 - 802.11ax / HE40 MCS7x1 / RU 26-17 / MIMO CDD / Cores 0+1

Channel	Straddle	Bottom	Top
Frequency (MHz)	5710	5755	5795
Conducted PSD Core 0 (dBm/500kHz)	-43.34	5.24	5.42
Conducted PSD Core 1 (dBm/500kHz)	-44.10	4.77	4.85
Duty Cycle Correction (dB)	0.30	0.30	0.30
Antenna Directional Gain (dBi)	6.39	4.57	4.57
15.407 Conducted PSD Limit (dBm/500kHz)	29.61	30.00	30.00
RSS-247 Conducted PSD Limit (dBm/500kHz)	29.61	30.00	30.00
Conducted PSD Result (dBm/500kHz)	-40.39	8.32	8.45

Table 425 - 802.11ax / HE40 MCS7x1 / RU 52-37 / MIMO CDD / Cores 0+1

Channel	Straddle	Bottom	Top
Frequency (MHz)	5710	5755	5795
Conducted PSD Core 0 (dBm/500kHz)	0.50	5.01	5.39
Conducted PSD Core 1 (dBm/500kHz)	-0.04	4.74	4.55
Duty Cycle Correction (dB)	0.30	0.30	0.30
Antenna Directional Gain (dBi)	6.39	4.57	4.57
15.407 Conducted PSD Limit (dBm/500kHz)	29.61	30.00	30.00
RSS-247 Conducted PSD Limit (dBm/500kHz)	29.61	30.00	30.00
Conducted PSD Result (dBm/500kHz)	3.55	8.19	8.30

Table 426 - 802.11ax / HE40 MCS7x1 / RU 52-44 / MIMO CDD / Cores 0+1

Channel	Straddle	Bottom	Top
Frequency (MHz)	5710	5755	5795
Conducted PSD Core 0 (dBm/500kHz)	-38.94	4.84	5.24
Conducted PSD Core 1 (dBm/500kHz)	-41.44	4.97	5.23
Duty Cycle Correction (dB)	0.21	0.21	0.21
Antenna Directional Gain (dBi)	6.39	4.57	4.57
15.407 Conducted PSD Limit (dBm/500kHz)	29.61	30.00	30.00
RSS-247 Conducted PSD Limit (dBm/500kHz)	29.61	30.00	30.00
Conducted PSD Result (dBm/500kHz)	-36.80	8.12	8.46

Table 427 - 802.11ax / HE40 MCS7x1 / RU 106-53 / MIMO CDD / Cores 0+1

Channel	Straddle	Bottom	Top
Frequency (MHz)	5710	5755	5795
Conducted PSD Core 0 (dBm/500kHz)	0.42	5.04	5.42
Conducted PSD Core 1 (dBm/500kHz)	-0.04	4.79	5.17
Duty Cycle Correction (dB)	0.21	0.21	0.21
Antenna Directional Gain (dBi)	6.39	4.57	4.57
15.407 Conducted PSD Limit (dBm/500kHz)	29.61	30.00	30.00
RSS-247 Conducted PSD Limit (dBm/500kHz)	29.61	30.00	30.00
Conducted PSD Result (dBm/500kHz)	3.42	8.13	8.51

Table 428 - 802.11ax / HE40 MCS7x1 / RU 106-56 / MIMO CDD / Cores 0+1

Channel	Straddle	Bottom	Top
Frequency (MHz)	5710	5755	5795
Conducted PSD Core 0 (dBm/500kHz)	0.89	0.21	1.76
Conducted PSD Core 1 (dBm/500kHz)	-0.81	0.40	1.90
Duty Cycle Correction (dB)	0.75	0.76	0.76
Antenna Directional Gain (dBi)	3.46	1.61	1.61
15.407 Conducted PSD Limit (dBm/500kHz)	30.00	30.00	30.00
RSS-247 Conducted PSD Limit (dBm/500kHz)	30.00	30.00	30.00
Conducted PSD Result (dBm/500kHz)	3.89	4.07	5.60

Table 429 - 802.11ax / HE40 MCS7x2 / SU / MIMO SDM / Cores 0+1

Channel	Bottom	Top
Frequency (MHz)	5755	5795
Conducted PSD Core 0 (dBm/500kHz)	5.18	4.86
Conducted PSD Core 1 (dBm/500kHz)	4.39	4.73
Duty Cycle Correction (dB)	0.28	0.28
Antenna Directional Gain (dBi)	1.61	1.61
15.407 Conducted PSD Limit (dBm/500kHz)	30.00	30.00
RSS-247 Conducted PSD Limit (dBm/500kHz)	30.00	30.00
Conducted PSD Result (dBm/500kHz)	8.09	8.08

Table 430 - 802.11ax / HE40 MCS7x2 / RU 26-0 / MIMO SDM / Cores 0+1

Channel	Bottom	Top
Frequency (MHz)	5755	5795
Conducted PSD Core 0 (dBm/500kHz)	5.29	5.54
Conducted PSD Core 1 (dBm/500kHz)	4.74	4.89
Duty Cycle Correction (dB)	0.28	0.28
Antenna Directional Gain (dBi)	1.61	1.61
15.407 Conducted PSD Limit (dBm/500kHz)	30.00	30.00
RSS-247 Conducted PSD Limit (dBm/500kHz)	30.00	30.00
Conducted PSD Result (dBm/500kHz)	8.32	8.52

Table 431 - 802.11ax / HE40 MCS7x2 / RU 26-17 / MIMO SDM / Cores 0+1

Channel	Straddle	Bottom	Top
Frequency (MHz)	5710	5755	5795
Conducted PSD Core 0 (dBm/500kHz)	-39.49	5.40	5.42
Conducted PSD Core 1 (dBm/500kHz)	-41.77	4.69	4.83
Duty Cycle Correction (dB)	0.30	0.30	0.30
Antenna Directional Gain (dBi)	3.46	1.61	1.61
15.407 Conducted PSD Limit (dBm/500kHz)	30.00	30.00	30.00
RSS-247 Conducted PSD Limit (dBm/500kHz)	30.00	30.00	30.00
Conducted PSD Result (dBm/500kHz)	-37.17	8.37	8.45

Table 432 - 802.11ax / HE40 MCS7x2 / RU 52-37 / MIMO SDM / Cores 0+1

Channel	Straddle	Bottom	Top
Frequency (MHz)	5710	5755	5795
Conducted PSD Core 0 (dBm/500kHz)	1.45	5.13	5.00
Conducted PSD Core 1 (dBm/500kHz)	1.19	4.64	4.93
Duty Cycle Correction (dB)	0.30	0.30	0.30
Antenna Directional Gain (dBi)	3.46	1.61	1.61
15.407 Conducted PSD Limit (dBm/500kHz)	30.00	30.00	30.00
RSS-247 Conducted PSD Limit (dBm/500kHz)	30.00	30.00	30.00
Conducted PSD Result (dBm/500kHz)	4.63	8.20	8.28

Table 433 - 802.11ax / HE40 MCS7x2 / RU 52-44 / MIMO SDM / Cores 0+1

Channel	Straddle	Bottom	Top
Frequency (MHz)	5710	5755	5795
Conducted PSD Core 0 (dBm/500kHz)	-37.09	4.97	5.55
Conducted PSD Core 1 (dBm/500kHz)	-38.32	4.74	5.22
Duty Cycle Correction (dB)	0.21	0.21	0.21
Antenna Directional Gain (dBi)	3.46	1.61	1.61
15.407 Conducted PSD Limit (dBm/500kHz)	30.00	30.00	30.00
RSS-247 Conducted PSD Limit (dBm/500kHz)	30.00	30.00	30.00
Conducted PSD Result (dBm/500kHz)	-34.44	8.08	8.61

Table 434 - 802.11ax / HE40 MCS7x2 / RU 106-53 / MIMO SDM / Cores 0+1

Channel	Straddle	Bottom	Top
Frequency (MHz)	5710	5755	5795
Conducted PSD Core 0 (dBm/500kHz)	1.86	5.15	5.36
Conducted PSD Core 1 (dBm/500kHz)	1.53	4.65	4.87
Duty Cycle Correction (dB)	0.21	0.21	0.21
Antenna Directional Gain (dBi)	3.46	1.61	1.61
15.407 Conducted PSD Limit (dBm/500kHz)	30.00	30.00	30.00
RSS-247 Conducted PSD Limit (dBm/500kHz)	30.00	30.00	30.00
Conducted PSD Result (dBm/500kHz)	4.91	8.12	8.34

Table 435 - 802.11ax / HE40 MCS7x2 / RU 106-56 / MIMO SDM / Cores 0+1

Channel	Straddle	Middle
Frequency (MHz)	5690	5775
Raw Conducted PSD (dBm/500kHz)	-4.77	-3.66
Duty Cycle Correction (dB)	0.93	0.93
Antenna Directional Gain (dBi)	4.50	2.50
15.407 Conducted PSD Limit (dBm/500kHz)	30.00	30.00
RSS-247 Conducted PSD Limit (dBm/500kHz)	30.00	30.00
Conducted PSD Result (dBm/500kHz)	-3.84	-2.73

Table 436 - 802.11ac / VHT80 MCS7x1 / SISO / Core 0

Channel	Straddle	Middle
Frequency (MHz)	5690	5775
Conducted PSD Core 0 (dBm/500kHz)	-3.13	-4.34
Conducted PSD Core 1 (dBm/500kHz)	-3.10	-3.09
Duty Cycle Correction (dB)	0.93	0.93
Antenna Directional Gain (dBi)	6.39	4.57
15.407 Conducted PSD Limit (dBm/500kHz)	29.61	30.00
RSS-247 Conducted PSD Limit (dBm/500kHz)	29.61	30.00
Conducted PSD Result (dBm/500kHz)	0.82	0.27

Table 437 - 802.11ac / VHT80 MCS7x1 / MIMO CDD / Cores 0+1

Channel	Straddle	Middle
Frequency (MHz)	5690	5775
Conducted PSD Core 0 (dBm/500kHz)	-3.54	-1.85
Conducted PSD Core 1 (dBm/500kHz)	-0.74	-1.46
Duty Cycle Correction (dB)	1.11	1.11
Antenna Directional Gain (dBi)	3.46	1.61
15.407 Conducted PSD Limit (dBm/500kHz)	30.00	30.00
RSS-247 Conducted PSD Limit (dBm/500kHz)	30.00	30.00
Conducted PSD Result (dBm/500kHz)	2.20	2.47

Table 438 - 802.11ac / VHT80 MCS7x2 / MIMO SDM / Cores 0+1

Channel	Straddle	Middle
Frequency (MHz)	5690	5775
Conducted PSD Core 0 (dBm/500kHz)	-4.04	-3.07
Conducted PSD Core 1 (dBm/500kHz)	-3.86	-3.47
Duty Cycle Correction (dB)	0.25	0.28
Antenna Directional Gain (dBi)	6.39	4.57
15.407 Conducted PSD Limit (dBm/500kHz)	29.61	30.00
RSS-247 Conducted PSD Limit (dBm/500kHz)	29.61	30.00
Conducted PSD Result (dBm/500kHz)	-0.69	0.02

Table 439 - 802.11ac / VHT80 MCS7x1 / MIMO TxBF / Cores 0+1

Channel	Straddle	Middle
Frequency (MHz)	5690	5775
Raw Conducted PSD (dBm/500kHz)	-2.76	-2.77
Duty Cycle Correction (dB)	0.82	0.83
Antenna Directional Gain (dBi)	4.50	2.50
15.407 Conducted PSD Limit (dBm/500kHz)	30.00	30.00
RSS-247 Conducted PSD Limit (dBm/500kHz)	30.00	30.00
Conducted PSD Result (dBm/500kHz)	-1.95	-1.94

Table 440 - 802.11ax / HE80 MCS7x1 / SU / SISO / Core 0

Channel	Middle
Frequency (MHz)	5775
Raw Conducted PSD (dBm/500kHz)	4.96
Duty Cycle Correction (dB)	0.29
Antenna Directional Gain (dBi)	2.50
15.407 Conducted PSD Limit (dBm/500kHz)	30.00
RSS-247 Conducted PSD Limit (dBm/500kHz)	30.00
Conducted PSD Result (dBm/500kHz)	5.25

Table 441 - 802.11ax / HE80 MCS7x1 / RU 26-0 / SISO / Core 0

Channel	Middle
Frequency (MHz)	5775
Raw Conducted PSD (dBm/500kHz)	5.51
Duty Cycle Correction (dB)	0.29
Antenna Directional Gain (dBi)	2.50
15.407 Conducted PSD Limit (dBm/500kHz)	30.00
RSS-247 Conducted PSD Limit (dBm/500kHz)	30.00
Conducted PSD Result (dBm/500kHz)	5.80

Table 442 - 802.11ax / HE80 MCS7x1 / RU 26-36 / SISO / Core 0

Channel	Straddle	Middle
Frequency (MHz)	5690	5775
Raw Conducted PSD (dBm/500kHz)	-41.01	5.52
Duty Cycle Correction (dB)	0.31	0.30
Antenna Directional Gain (dBi)	4.50	2.50
15.407 Conducted PSD Limit (dBm/500kHz)	30.00	30.00
RSS-247 Conducted PSD Limit (dBm/500kHz)	30.00	30.00
Conducted PSD Result (dBm/500kHz)	-40.70	5.83

Table 443 - 802.11ax / HE80 MCS7x1 / RU 52-37 / SISO / Core 0

Channel	Straddle	Middle
Frequency (MHz)	5690	5775
Raw Conducted PSD (dBm/500kHz)	3.85	5.65
Duty Cycle Correction (dB)	0.31	0.30
Antenna Directional Gain (dBi)	4.50	2.50
15.407 Conducted PSD Limit (dBm/500kHz)	30.00	30.00
RSS-247 Conducted PSD Limit (dBm/500kHz)	30.00	30.00
Conducted PSD Result (dBm/500kHz)	4.16	5.96

Table 444 - 802.11ax / HE80 MCS7x1 / RU 52-52 / SISO / Core 0

Channel	Straddle	Middle
Frequency (MHz)	5690	5775
Raw Conducted PSD (dBm/500kHz)	-40.67	5.31
Duty Cycle Correction (dB)	0.21	0.21
Antenna Directional Gain (dBi)	4.50	2.50
15.407 Conducted PSD Limit (dBm/500kHz)	30.00	30.00
RSS-247 Conducted PSD Limit (dBm/500kHz)	30.00	30.00
Conducted PSD Result (dBm/500kHz)	-40.47	5.52

Table 445 - 802.11ax / HE80 MCS7x1 / RU 106-53 / SISO / Core 0

Channel	Straddle	Middle
Frequency (MHz)	5690	5775
Raw Conducted PSD (dBm/500kHz)	4.24	5.21
Duty Cycle Correction (dB)	0.21	0.21
Antenna Directional Gain (dBi)	4.50	2.50
15.407 Conducted PSD Limit (dBm/500kHz)	30.00	30.00
RSS-247 Conducted PSD Limit (dBm/500kHz)	30.00	30.00
Conducted PSD Result (dBm/500kHz)	4.45	5.42

Table 446 - 802.11ax / HE80 MCS7x1 / RU 106-60 / SISO / Core 0

Channel	Straddle	Middle
Frequency (MHz)	5690	5775
Conducted PSD Core 0 (dBm/500kHz)	-3.20	-2.71
Conducted PSD Core 1 (dBm/500kHz)	-3.35	-2.61
Duty Cycle Correction (dB)	0.82	0.83
Antenna Directional Gain (dBi)	6.39	4.57
15.407 Conducted PSD Limit (dBm/500kHz)	29.61	30.00
RSS-247 Conducted PSD Limit (dBm/500kHz)	29.61	30.00
Conducted PSD Result (dBm/500kHz)	0.55	1.18

Table 447 - 802.11ax / HE80 MCS7x1 / SU / MIMO CDD / Cores 0+1

Channel	Middle
Frequency (MHz)	5775
Conducted PSD Core 0 (dBm/500kHz)	5.05
Conducted PSD Core 1 (dBm/500kHz)	4.51
Duty Cycle Correction (dB)	0.29
Antenna Directional Gain (dBi)	4.57
15.407 Conducted PSD Limit (dBm/500kHz)	30.00
RSS-247 Conducted PSD Limit (dBm/500kHz)	30.00
Conducted PSD Result (dBm/500kHz)	8.09

Table 448 - 802.11ax / HE80 MCS7x1 / RU 26-0 / MIMO CDD / Cores 0+1

Channel	Middle
Frequency (MHz)	5775
Conducted PSD Core 0 (dBm/500kHz)	5.41
Conducted PSD Core 1 (dBm/500kHz)	4.95
Duty Cycle Correction (dB)	0.29
Antenna Directional Gain (dBi)	4.57
15.407 Conducted PSD Limit (dBm/500kHz)	30.00
RSS-247 Conducted PSD Limit (dBm/500kHz)	30.00
Conducted PSD Result (dBm/500kHz)	8.49

Table 449 - 802.11ax / HE80 MCS7x1 / RU 26-36 / MIMO CDD / Cores 0+1

Channel	Straddle	Middle
Frequency (MHz)	5690	5775
Conducted PSD Core 0 (dBm/500kHz)	-47.97	5.58
Conducted PSD Core 1 (dBm/500kHz)	-48.70	5.01
Duty Cycle Correction (dB)	0.31	0.30
Antenna Directional Gain (dBi)	6.39	4.57
15.407 Conducted PSD Limit (dBm/500kHz)	29.61	30.00
RSS-247 Conducted PSD Limit (dBm/500kHz)	29.61	30.00
Conducted PSD Result (dBm/500kHz)	-45.00	8.62

Table 450 - 802.11ax / HE80 MCS7x1 / RU 52-37 / MIMO CDD / Cores 0+1

Channel	Straddle	Middle
Frequency (MHz)	5690	5775
Conducted PSD Core 0 (dBm/500kHz)	0.43	5.68
Conducted PSD Core 1 (dBm/500kHz)	-0.04	5.06
Duty Cycle Correction (dB)	0.31	0.30
Antenna Directional Gain (dBi)	6.39	4.57
15.407 Conducted PSD Limit (dBm/500kHz)	29.61	30.00
RSS-247 Conducted PSD Limit (dBm/500kHz)	29.61	30.00
Conducted PSD Result (dBm/500kHz)	3.52	8.70

Table 451 - 802.11ax / HE80 MCS7x1 / RU 52-52 / MIMO CDD / Cores 0+1

Channel	Straddle	Middle
Frequency (MHz)	5690	5775
Conducted PSD Core 0 (dBm/500kHz)	-42.05	5.55
Conducted PSD Core 1 (dBm/500kHz)	-42.40	4.71
Duty Cycle Correction (dB)	0.21	0.21
Antenna Directional Gain (dBi)	6.39	4.57
15.407 Conducted PSD Limit (dBm/500kHz)	29.61	30.00
RSS-247 Conducted PSD Limit (dBm/500kHz)	29.61	30.00
Conducted PSD Result (dBm/500kHz)	-39.00	8.37

Table 452 - 802.11ax / HE80 MCS7x1 / RU 106-53 / MIMO CDD / Cores 0+1

Channel	Straddle	Middle
Frequency (MHz)	5690	5775
Conducted PSD Core 0 (dBm/500kHz)	0.69	5.72
Conducted PSD Core 1 (dBm/500kHz)	0.25	4.96
Duty Cycle Correction (dB)	0.21	0.21
Antenna Directional Gain (dBi)	6.39	4.57
15.407 Conducted PSD Limit (dBm/500kHz)	29.61	30.00
RSS-247 Conducted PSD Limit (dBm/500kHz)	29.61	30.00
Conducted PSD Result (dBm/500kHz)	3.69	8.58

Table 453 - 802.11ax / HE80 MCS7x1 / RU 106-60 / MIMO CDD / Cores 0+1

Channel	Straddle	Middle
Frequency (MHz)	5690	5775
Conducted PSD Core 0 (dBm/500kHz)	-1.38	-2.26
Conducted PSD Core 1 (dBm/500kHz)	-0.79	-1.66
Duty Cycle Correction (dB)	0.87	0.60
Antenna Directional Gain (dBi)	3.46	1.61
15.407 Conducted PSD Limit (dBm/500kHz)	30.00	30.00
RSS-247 Conducted PSD Limit (dBm/500kHz)	30.00	30.00
Conducted PSD Result (dBm/500kHz)	2.81	1.66

Table 454 - 802.11ax / HE80 MCS7x2 / SU / MIMO SDM / Cores 0+1

Channel	Middle
Frequency (MHz)	5775
Conducted PSD Core 0 (dBm/500kHz)	5.08
Conducted PSD Core 1 (dBm/500kHz)	4.56
Duty Cycle Correction (dB)	0.29
Antenna Directional Gain (dBi)	1.61
15.407 Conducted PSD Limit (dBm/500kHz)	30.00
RSS-247 Conducted PSD Limit (dBm/500kHz)	30.00
Conducted PSD Result (dBm/500kHz)	8.13

Table 455 - 802.11ax / HE80 MCS7x2 / RU 26-0 / MIMO SDM / Cores 0+1

Channel	Middle
Frequency (MHz)	5775
Conducted PSD Core 0 (dBm/500kHz)	5.29
Conducted PSD Core 1 (dBm/500kHz)	4.74
Duty Cycle Correction (dB)	0.29
Antenna Directional Gain (dBi)	1.61
15.407 Conducted PSD Limit (dBm/500kHz)	30.00
RSS-247 Conducted PSD Limit (dBm/500kHz)	30.00
Conducted PSD Result (dBm/500kHz)	8.32

Table 456 - 802.11ax / HE80 MCS7x2 / RU 26-36 / MIMO SDM / Cores 0+1

Channel	Straddle	Middle
Frequency (MHz)	5690	5775
Conducted PSD Core 0 (dBm/500kHz)	-42.34	5.48
Conducted PSD Core 1 (dBm/500kHz)	-41.46	5.30
Duty Cycle Correction (dB)	0.31	0.30
Antenna Directional Gain (dBi)	3.46	1.61
15.407 Conducted PSD Limit (dBm/500kHz)	30.00	30.00
RSS-247 Conducted PSD Limit (dBm/500kHz)	30.00	30.00
Conducted PSD Result (dBm/500kHz)	-38.56	8.71

Table 457 - 802.11ax / HE80 MCS7x2 / RU 52-37 / MIMO SDM / Cores 0+1

Channel	Straddle	Middle
Frequency (MHz)	5690	5775
Conducted PSD Core 0 (dBm/500kHz)	1.83	5.67
Conducted PSD Core 1 (dBm/500kHz)	1.85	4.88
Duty Cycle Correction (dB)	0.31	0.30
Antenna Directional Gain (dBi)	3.46	1.61
15.407 Conducted PSD Limit (dBm/500kHz)	30.00	30.00
RSS-247 Conducted PSD Limit (dBm/500kHz)	30.00	30.00
Conducted PSD Result (dBm/500kHz)	5.16	8.61

Table 458 - 802.11ax / HE80 MCS7x2 / RU 52-52 / MIMO SDM / Cores 0+1

Channel	Straddle	Middle
Frequency (MHz)	5690	5775
Conducted PSD Core 0 (dBm/500kHz)	-41.19	5.30
Conducted PSD Core 1 (dBm/500kHz)	-40.51	4.87
Duty Cycle Correction (dB)	0.21	0.21
Antenna Directional Gain (dBi)	3.46	1.61
15.407 Conducted PSD Limit (dBm/500kHz)	30.00	30.00
RSS-247 Conducted PSD Limit (dBm/500kHz)	30.00	30.00
Conducted PSD Result (dBm/500kHz)	-37.62	8.31

Table 459 - 802.11ax / HE80 MCS7x2 / RU 106-53 / MIMO SDM / Cores 0+1

Channel	Straddle	Middle
Frequency (MHz)	5690	5775
Conducted PSD Core 0 (dBm/500kHz)	1.85	5.24
Conducted PSD Core 1 (dBm/500kHz)	1.55	4.93
Duty Cycle Correction (dB)	0.21	0.21
Antenna Directional Gain (dBi)	3.46	1.61
15.407 Conducted PSD Limit (dBm/500kHz)	30.00	30.00
RSS-247 Conducted PSD Limit (dBm/500kHz)	30.00	30.00
Conducted PSD Result (dBm/500kHz)	4.93	8.31

Table 460 - 802.11ax / HE80 MCS7x2 / RU 106-60 / MIMO SDM / Cores 0+1

FCC 47 CFR Part 15E, Limit Clause 15.407(a)

Condition of Operation	Frequency Range (MHz)			
	5150-5250	5250-5350	5470-5725	5725-5850
Max Conducted Power Spectral Density	17 dBm/MHz for master device 11 dBm/MHz for mobile/portable client device	11 dBm/MHz		30 dBm/500 kHz

Table 461

ISED RSS-247, Limit Clause 6.2.1.1, 6.2.2.1, 6.2.3.1 and 6.2.4.1

Device	Frequency Range (MHz)			
	5150-5250	5250-5350	5470-5725	5725-5850
OEM installed in vehicles	-	-	-	-
Other	≤10 dBm/MHz EIRP	≤11 dBm/MHz	≤11 dBm/MHz	≤30 dBm/500kHz

Table 462

2.2.7 Test Location and Test Equipment Used

This test was carried out in RF Laboratory 1.

Instrument	Manufacturer	Type No	TE No	Calibration Period (months)	Calibration Due
10dB/1W SMA Attenuator dc - 18GHz	Sealectro	60-674-1010-89	395	-	O/P Mon
Rubidium Standard	Rohde & Schwarz	XSRM	1316	6	17-May-2021
Multimeter	Iso-tech	IDM101	2421	12	30-Oct-2021
Hygrometer	Rotronic	I-1000	3220	12	16-Oct-2021
1800-6000 MHz Power Splitter	Mini-Circuits	ZN2PD-63-S+	4055	-	O/P Mon
1 Metre SMA Cable	Rhophase	3PS-1801A-1000-3PS	4099	12	22-Jun-2021
1501A 4.0M Km Km Cable	Rhophase	KPS-1501A-4000-KPS	4301	12	O/P Mon
Frequency Standard	Spectracom	SecureSync 1200-0408-0601	4393	6	17-May-2021
802.11 Router	Edimax	BR-642n v2.0	4451	-	TU
Power splitter - 2 port	Mini-Circuits	ZN2PD-63-S+	4743	12	23-Sep-2021
Cable (18 GHz)	Rosenberger	LU7-071-1000	5100	12	12-Oct-2021
Cable (18 GHz)	Rosenberger	LU7-071-2000	5107	12	22-Jun-2021
AC Programmable Power Supply	iTech	IT7324	5227	-	O/P Mon
Power Splitter, 4 way	Mini-Circuits	ZN4PD1-63-S+	5236	-	O/P Mon

Instrument	Manufacturer	Type No	TE No	Calibration Period (months)	Calibration Due
Cable 2.92m	Junkosha	MWX241/B	5411	12	22-Jun-2021
3.5 mm 1m Cable	Junkosha	MWX221-01000DMS	5417	12	22-Jun-2021
3.5 mm 1m Cable	Junkosha	MWX221-01000DMS	5418	12	22-Jun-2021
3.5 mm 2m Cable	Junkosha	MWX221-02000DMS	5430	12	22-Jun-2021
Signal Analyzer	Keysight Technologies	PXA N9030B	5432	12	08-Dec-2021
10dB/5W Attenuator	Aaren	AT40A-404-D18-10	5486	12	14-Apr-2021
Attenuator 5W 10dB DC-18GHz	Aaren	AT40A-4041-D18-10	5487	12	14-Apr-2021
MXA Signal Analyser	Keysight Technologies	N9020B	5529	24	04-Mar-2022
Attenuator 2W 10dB DC-10GHz	Telegartner	J01156A0031	5575	-	O/P Mon
Attenuator 2W 10dB DC-10GHz	Telegartner	J01156A0031	5577	-	O/P Mon
Attenuator 2W 10dB DC-10GHz	Telegartner	J01156A0031	5579	-	O/P Mon
Attenuator 2W 10dB DC-10GHz	Telegartner	J01156A0031	5580	-	O/P Mon
Attenuator 2W 10dB DC-10GHz	Telegartner	J01156A0031	5581	-	O/P Mon
2-Way Power Divider (2-8 GHz)	Aaren	AT30A-TE0208-2-AF	5685	12	18-Dec-2021
2-Way Power Divider (2-8 GHz)	Aaren	AT30A-TE0208-2-AF	5687	12	18-Dec-2021

Table 463

TU - Traceability Unscheduled
O/P Mon – Output Monitored using calibrated equipment

2.3 Emission Bandwidth

2.3.1 Specification Reference

FCC 47 CFR Part 15E, Clause 15.407 (a)
ISED RSS-247, Clause 6.2

2.3.2 Equipment Under Test and Modification State

A2438, S/N: C02DM00V087Y - Modification State 0

2.3.3 Date of Test

18-December-2020 to 08-January-2021

2.3.4 Test Method

The test was performed in accordance with ANSI C63.10, clause 12.4.1 and 12.4.2 and ISED RSS-GEN, clause 4.6.1 and 4.6.2

For modes of operation using multiple cores, measurements were made on each core but only the worst-case results are reported. Worst case was considered as the narrowest results for 6 dB bandwidth and the widest result for 26 dB bandwidth and 99% occupied bandwidth.

2.3.5 Environmental Conditions

Ambient Temperature	20.9 - 23.8 °C
Relative Humidity	22.4 - 50.1 %

2.3.6 Test Results

5 GHz WLAN

U-NII-1

Channel	Bottom	Middle	Top
Frequency (MHz)	5180	5200	5240
26 dB Bandwidth (MHz)	21.240	21.240	21.360
99% Bandwidth (MHz)	16.569	16.590	16.573

Table 464 - 802.11a / 6 Mbps / SISO / Core 0 / Country Code US

Figure 1 - 5180 MHz - 26 dB Emission Bandwidth

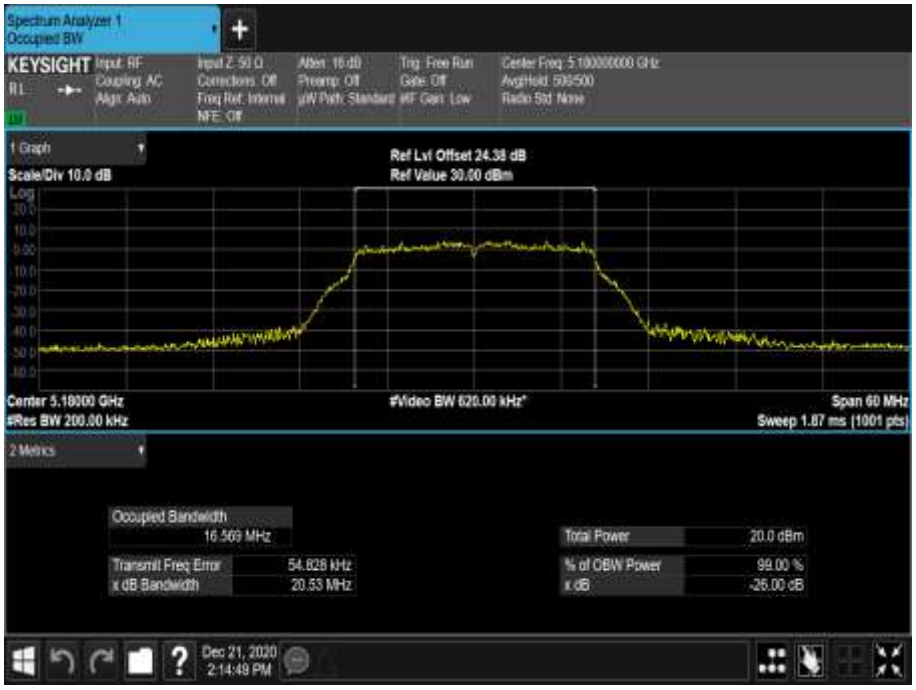

Figure 2 - 5180 MHz - 99% Occupied Bandwidth

Figure 3 - 5200 MHz - 26 dB Emission Bandwidth

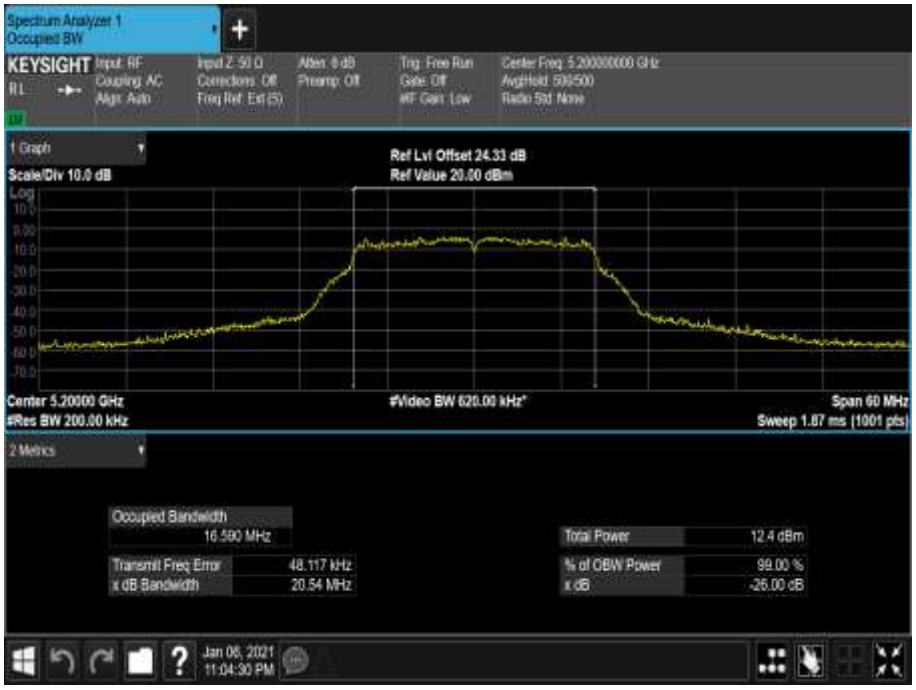

Figure 4 - 5200 MHz - 99% Occupied Bandwidth

Figure 5 - 5240 MHz - 26 dB Emission Bandwidth

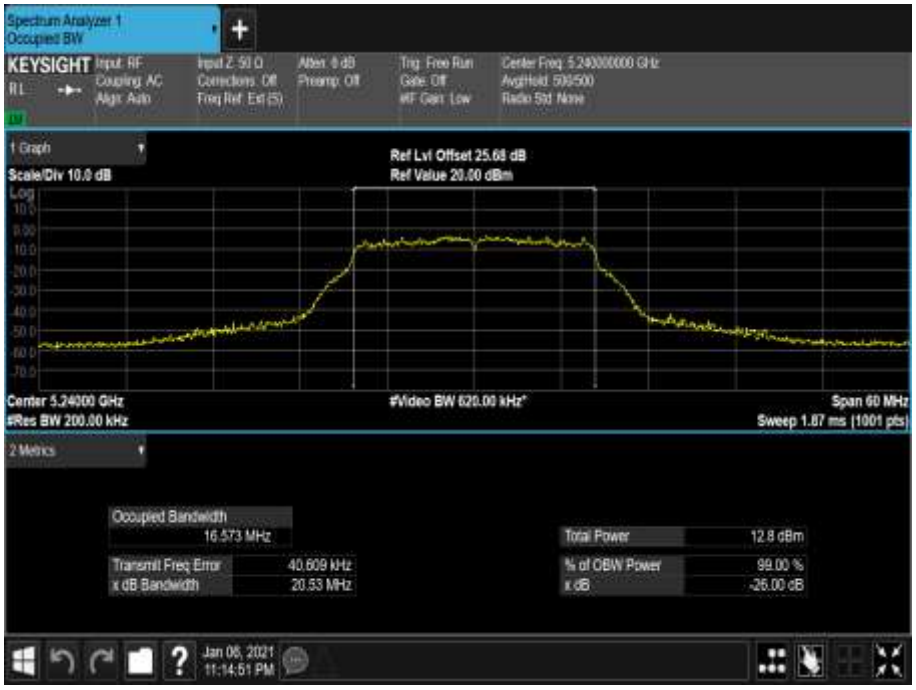

Figure 6 - 5240 MHz - 99% Occupied Bandwidth

Channel	Bottom	Middle	Top
Frequency (MHz)	5180	5200	5240
26 dB Bandwidth (MHz)	21.180	21.360	21.180
99% Bandwidth (MHz)	16.534	16.562	16.585

Table 465 - 802.11a / 6 Mbps / SISO / Core 0 / Country Code CA

Figure 7 - 5180 MHz - 26 dB Emission Bandwidth

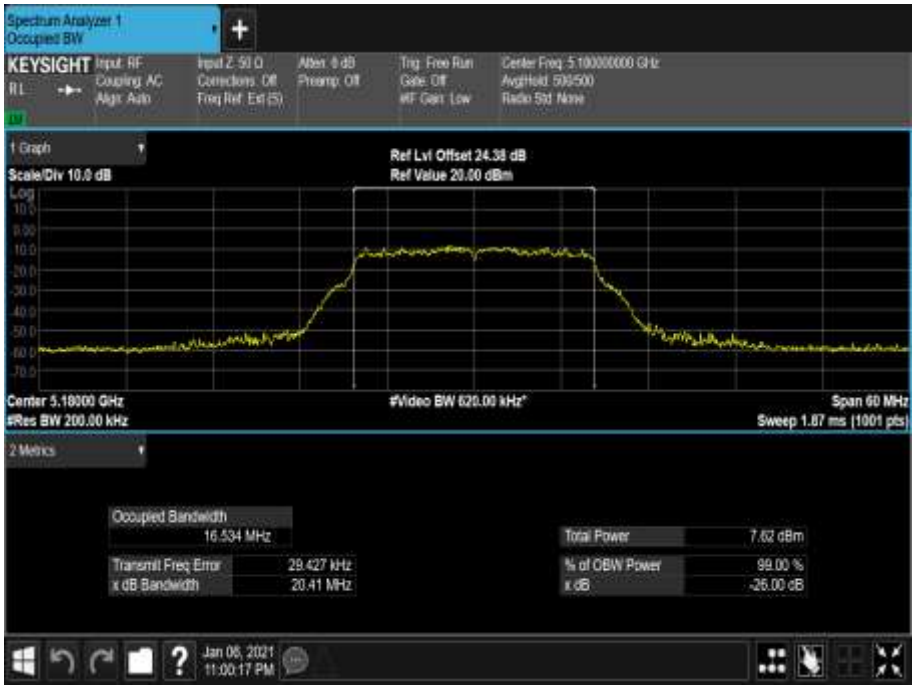

Figure 8 - 5180 MHz - 99% Occupied Bandwidth

Figure 9 - 5200 MHz - 26 dB Emission Bandwidth

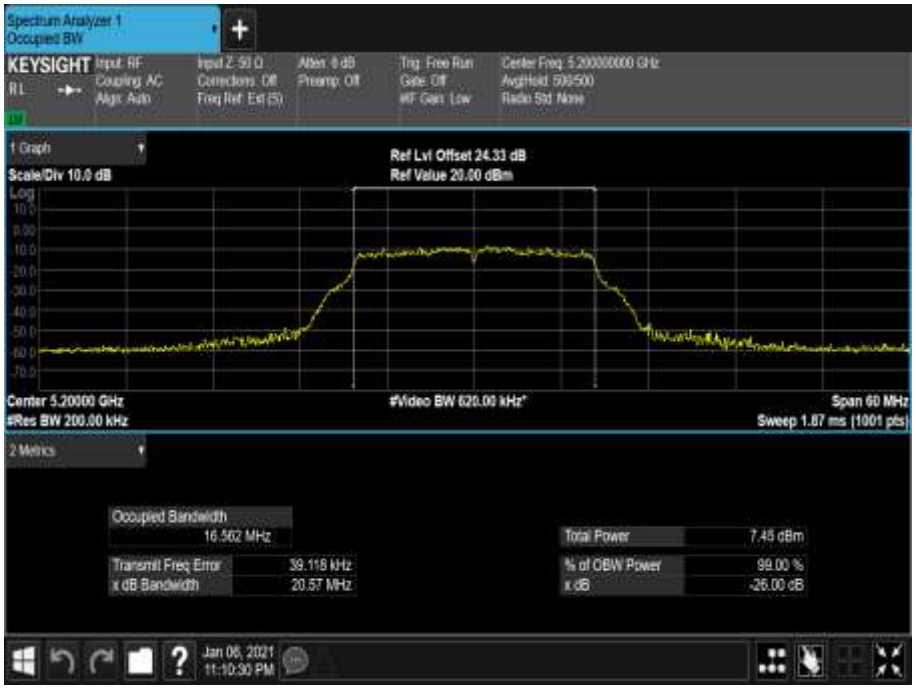

Figure 10 - 5200 MHz - 99% Occupied Bandwidth

Figure 11 - 5240 MHz - 26 dB Emission Bandwidth

Figure 12 - 5240 MHz - 99% Occupied Bandwidth

Channel	Bottom	Middle	Top
Frequency (MHz)	5180	5200	5240
26 dB Bandwidth (MHz)	21.300	21.420	21.420
99% Bandwidth (MHz)	17.745	17.765	17.756

Table 466 - 802.11n / HT20 MCS7 / SISO / Core 0 / Country Code US

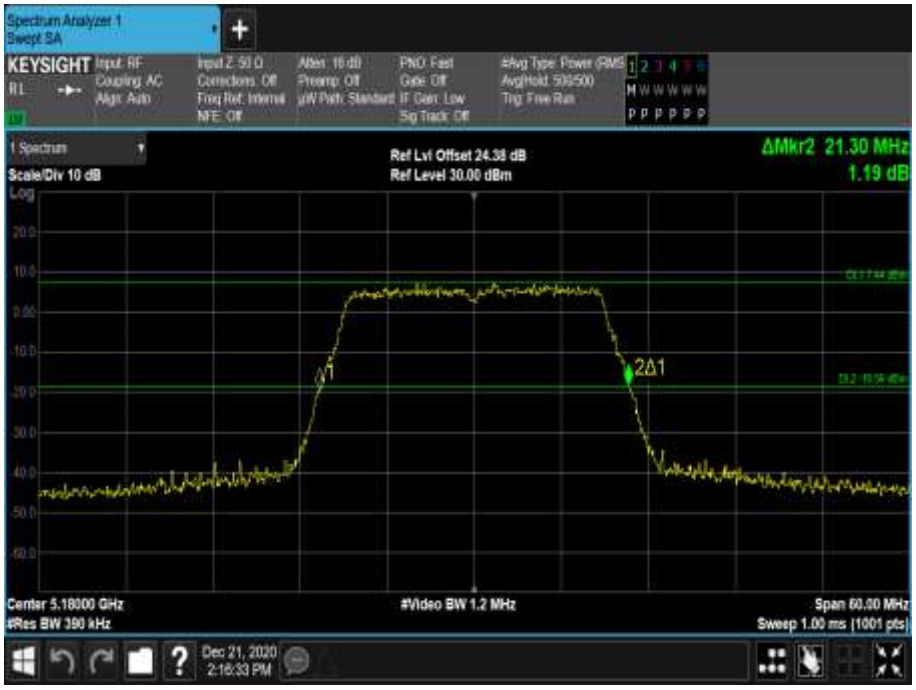

Figure 13 - 5180 MHz - 26 dB Emission Bandwidth

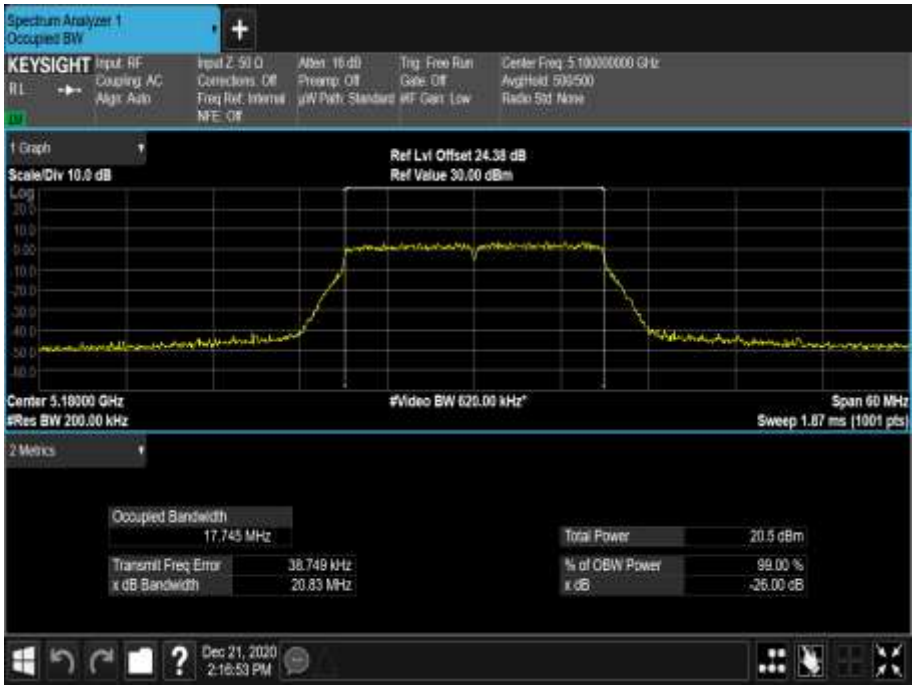

Figure 14 - 5180 MHz - 99% Occupied Bandwidth

Figure 15 - 5200 MHz - 26 dB Emission Bandwidth

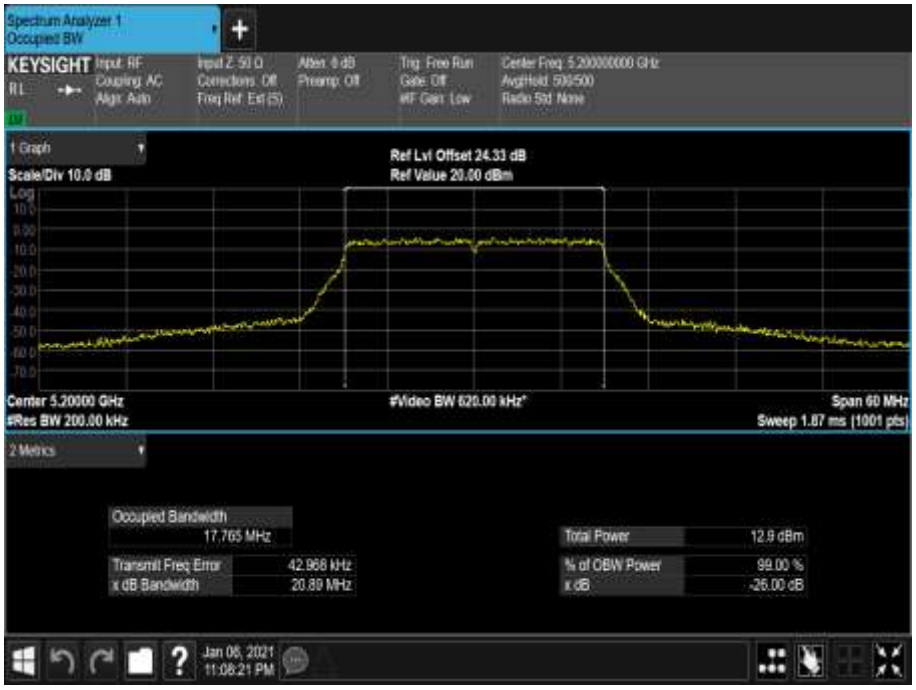

Figure 16 - 5200 MHz - 99% Occupied Bandwidth

Figure 17 - 5240 MHz - 26 dB Emission Bandwidth

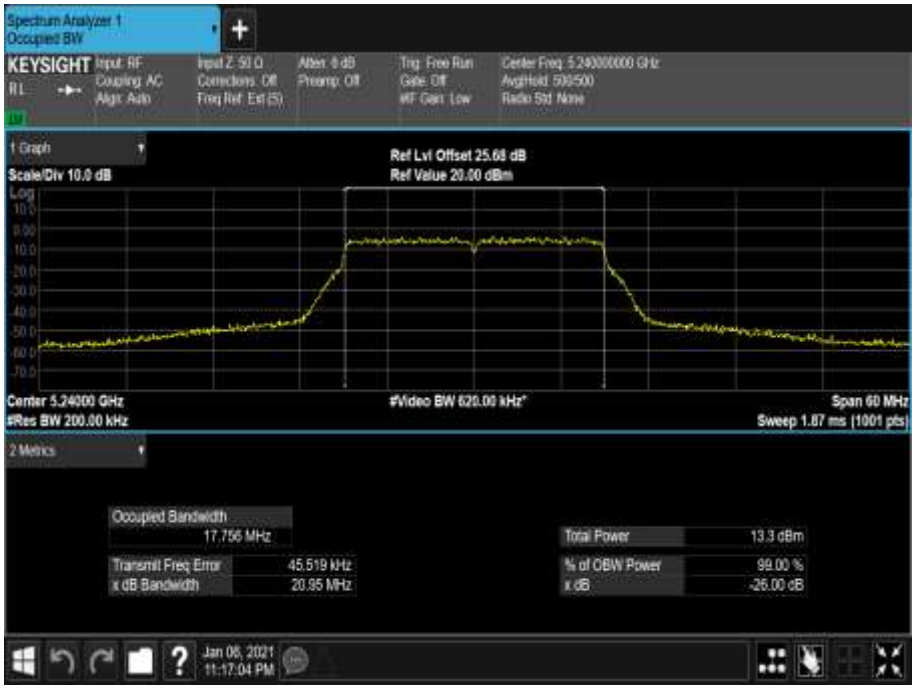

Figure 18 - 5240 MHz - 99% Occupied Bandwidth

Channel	Bottom	Middle	Top
Frequency (MHz)	5180	5200	5240
26 dB Bandwidth (MHz)	21.360	21.420	21.360
99% Bandwidth (MHz)	17.775	17.759	17.756

Table 467 - 802.11n / HT20 MCS7 / SISO / Core 0 / Country Code CA

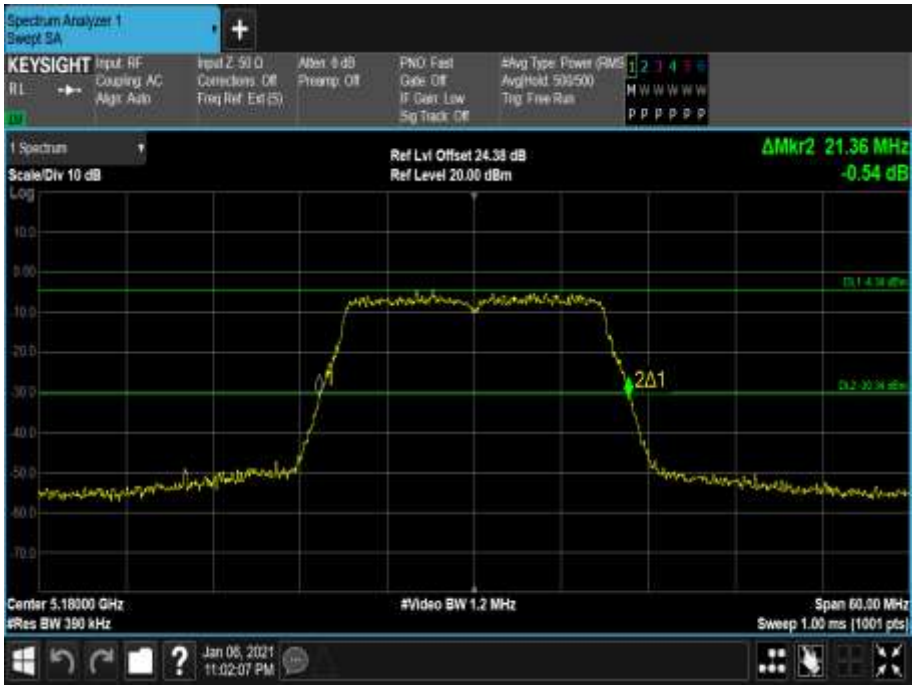

Figure 19 - 5180 MHz - 26 dB Emission Bandwidth

Figure 20 - 5180 MHz - 99% Occupied Bandwidth

Figure 21 - 5200 MHz - 26 dB Emission Bandwidth

Figure 22 - 5200 MHz - 99% Occupied Bandwidth

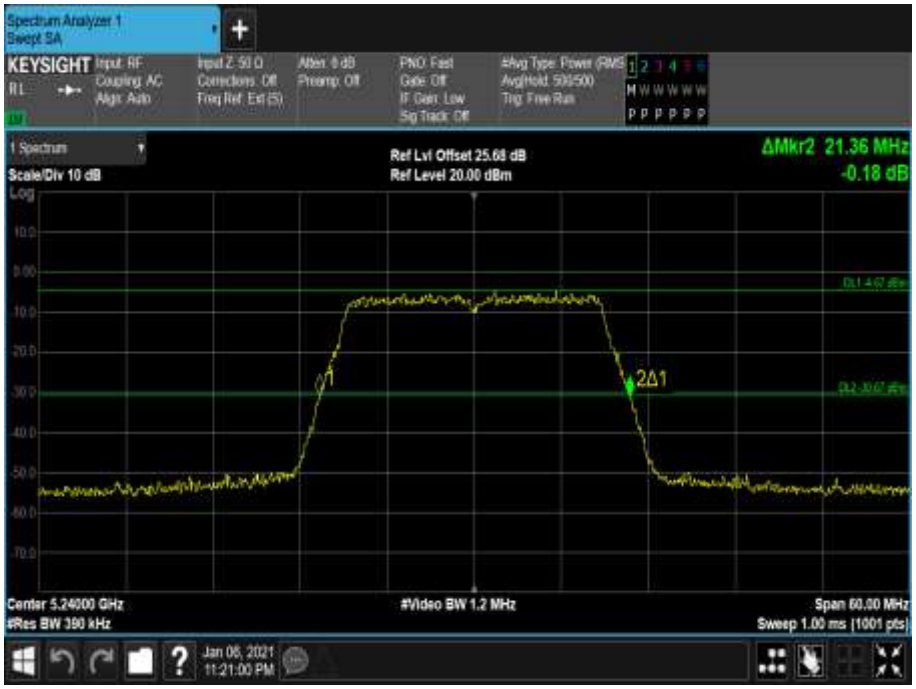

Figure 23 - 5240 MHz - 26 dB Emission Bandwidth

Figure 24 - 5240 MHz - 99% Occupied Bandwidth

Channel	Bottom	Middle	Top
Frequency (MHz)	5180	5200	5240
26 dB Bandwidth (MHz)	21.480	21.660	21.420
99% Bandwidth (MHz)	17.784	17.770	17.768

Table 468 - 802.11n / HT20 MCS7 / MIMO CDD / Cores 0+1 / Country Code US

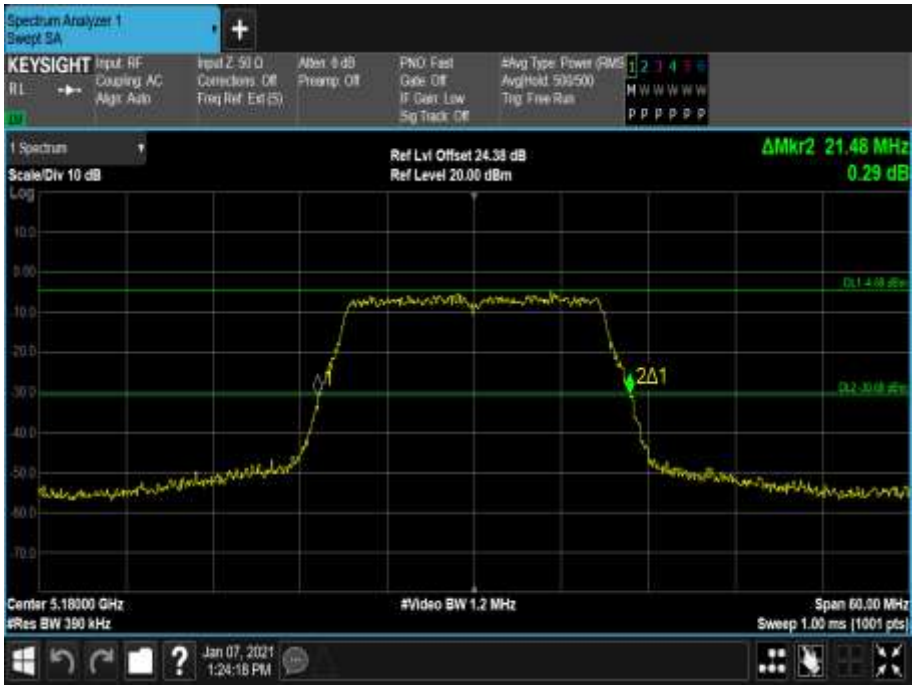

Figure 25 - 5180 MHz - 26 dB Emission Bandwidth

Figure 26 - 5180 MHz - 99% Occupied Bandwidth

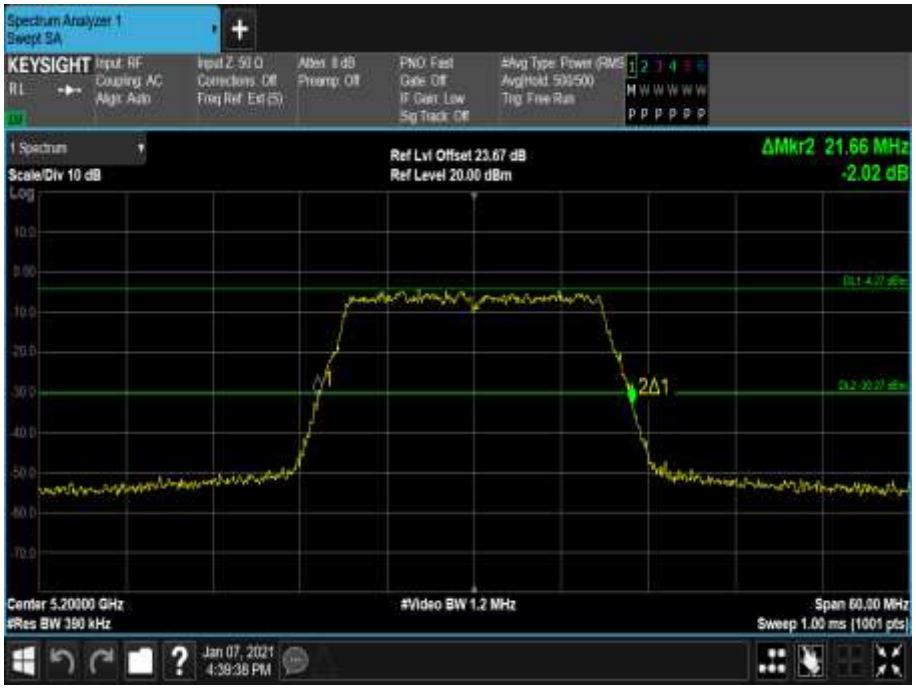

Figure 27 - 5200 MHz - 26 dB Emission Bandwidth

Figure 28 - 5200 MHz - 99% Occupied Bandwidth

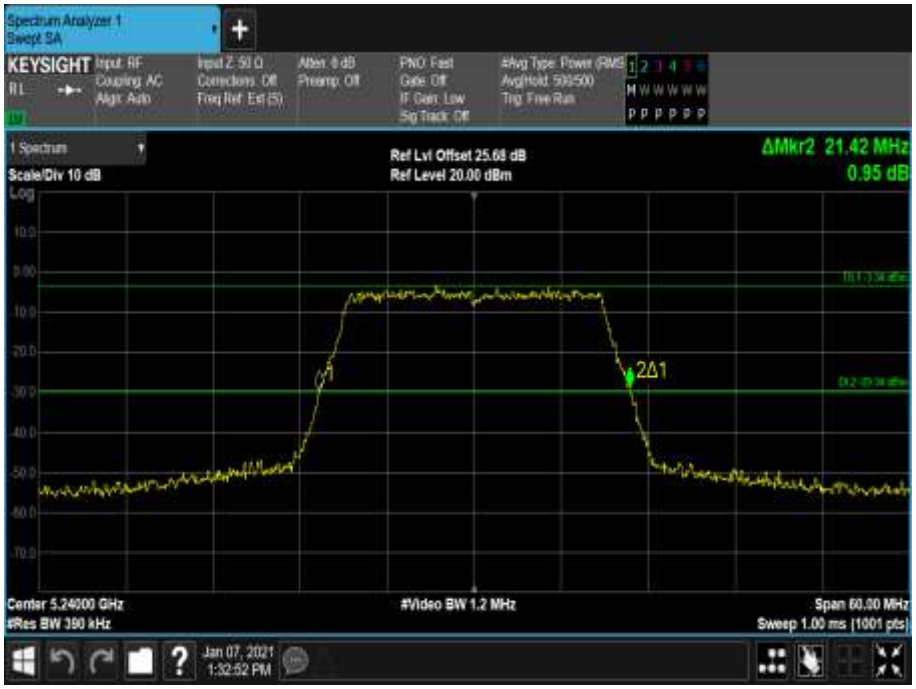

Figure 29 - 5240 MHz - 26 dB Emission Bandwidth

Figure 30 - 5240 MHz - 99% Occupied Bandwidth

Channel	Bottom	Middle	Top
Frequency (MHz)	5180	5200	5240
26 dB Bandwidth (MHz)	21.480	21.720	21.540
99% Bandwidth (MHz)	17.773	17.787	17.755

Table 469 - 802.11n / HT20 MCS7 / MIMO CDD / Cores 0+1 / Country Code CA

Figure 31 - 5180 MHz - 26 dB Emission Bandwidth

Figure 32 - 5180 MHz - 99% Occupied Bandwidth

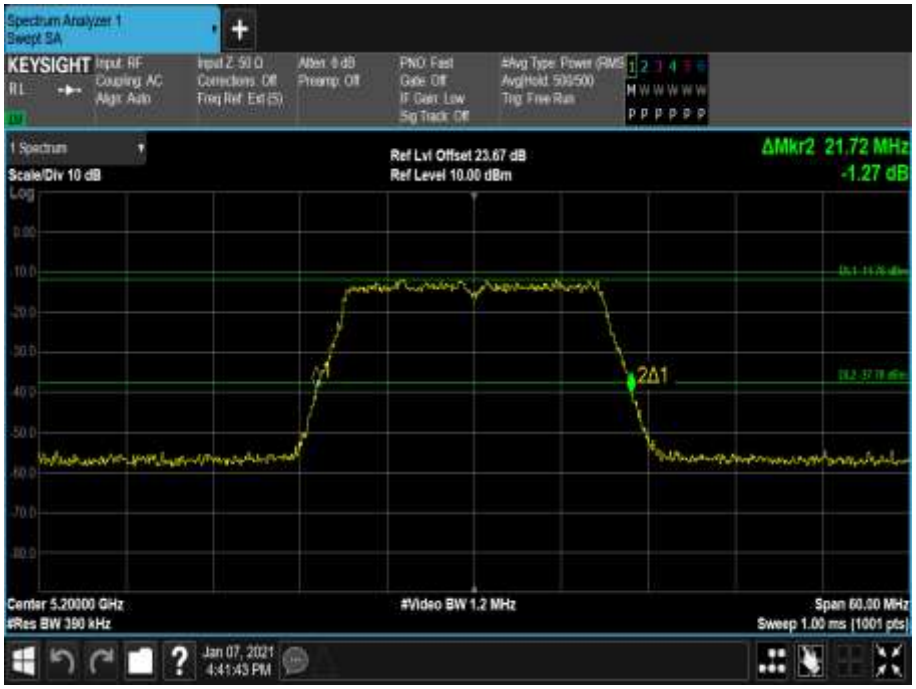

Figure 33 - 5200 MHz - 26 dB Emission Bandwidth

Figure 34 - 5200 MHz - 99% Occupied Bandwidth

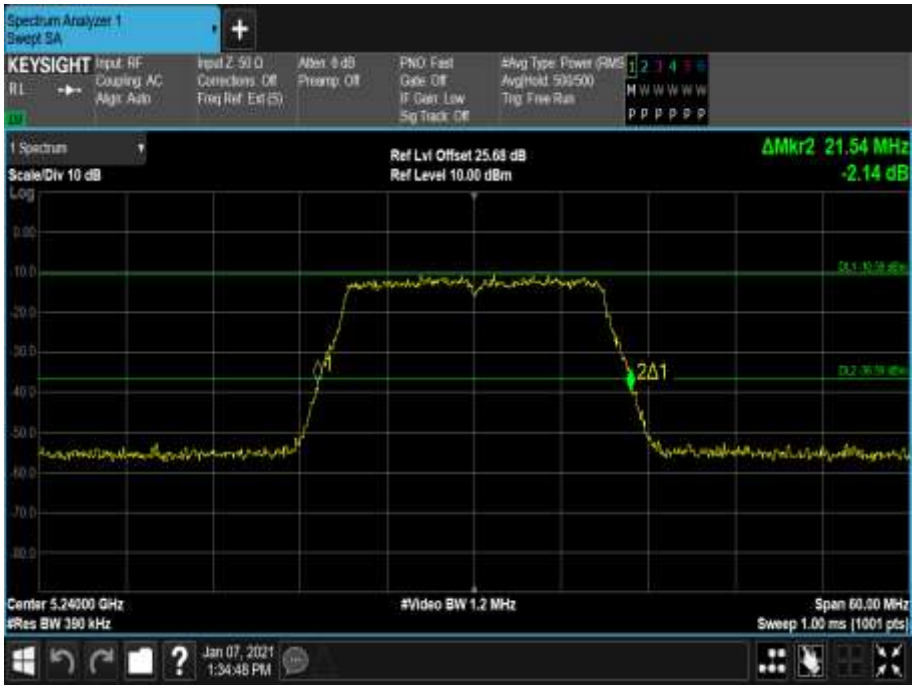

Figure 35 - 5240 MHz - 26 dB Emission Bandwidth

Figure 36 - 5240 MHz - 99% Occupied Bandwidth

Channel	Bottom	Middle	Top
Frequency (MHz)	5180	5200	5240
26 dB Bandwidth (MHz)	21.600	21.360	21.540
99% Bandwidth (MHz)	17.783	17.768	17.812

Table 470 - 802.11n / HT20 MCS15 / MIMO SDM / Cores 0+1 / Country Code US

Figure 37 - 5180 MHz - 26 dB Emission Bandwidth

Figure 38 - 5180 MHz - 99% Occupied Bandwidth

Figure 39 - 5200 MHz - 26 dB Emission Bandwidth

Figure 40 - 5200 MHz - 99% Occupied Bandwidth

Figure 41 - 5240 MHz - 26 dB Emission Bandwidth

Figure 42 - 5240 MHz - 99% Occupied Bandwidth

Channel	Bottom	Middle	Top
Frequency (MHz)	5180	5200	5240
26 dB Bandwidth (MHz)	21.420	21.540	21.660
99% Bandwidth (MHz)	17.731	17.779	17.773

Table 471 - 802.11n / HT20 MCS15 / MIMO SDM / Cores 0+1 / Country Code CA

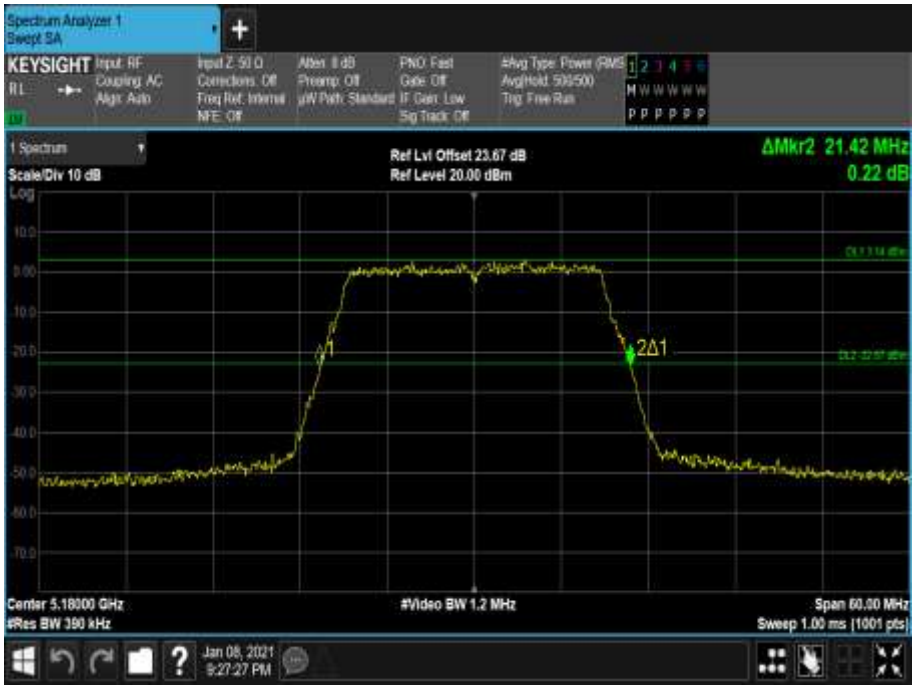

Figure 43 - 5180 MHz - 26 dB Emission Bandwidth

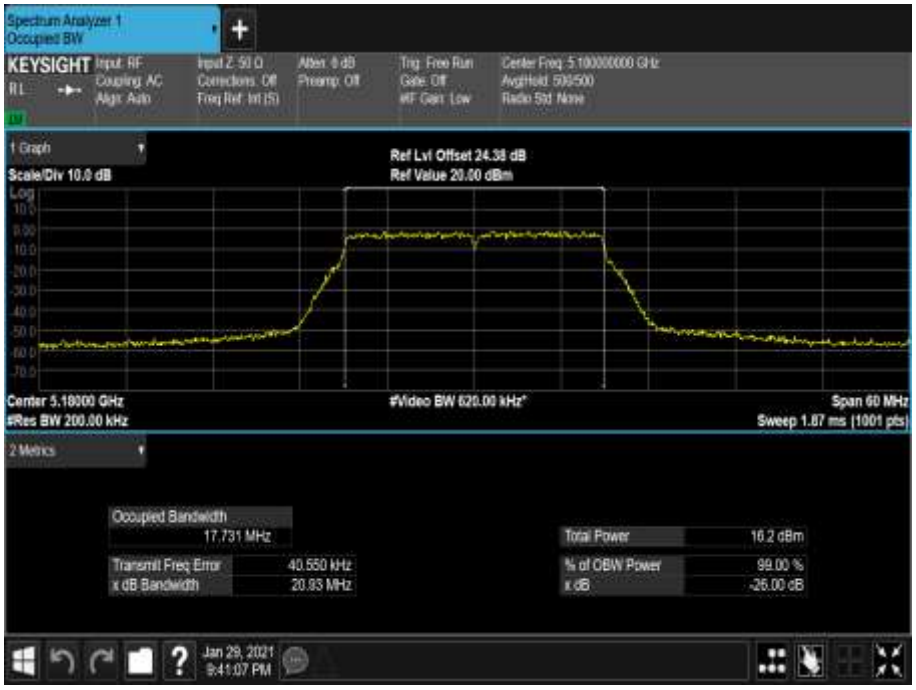

Figure 44 - 5180 MHz - 99% Occupied Bandwidth

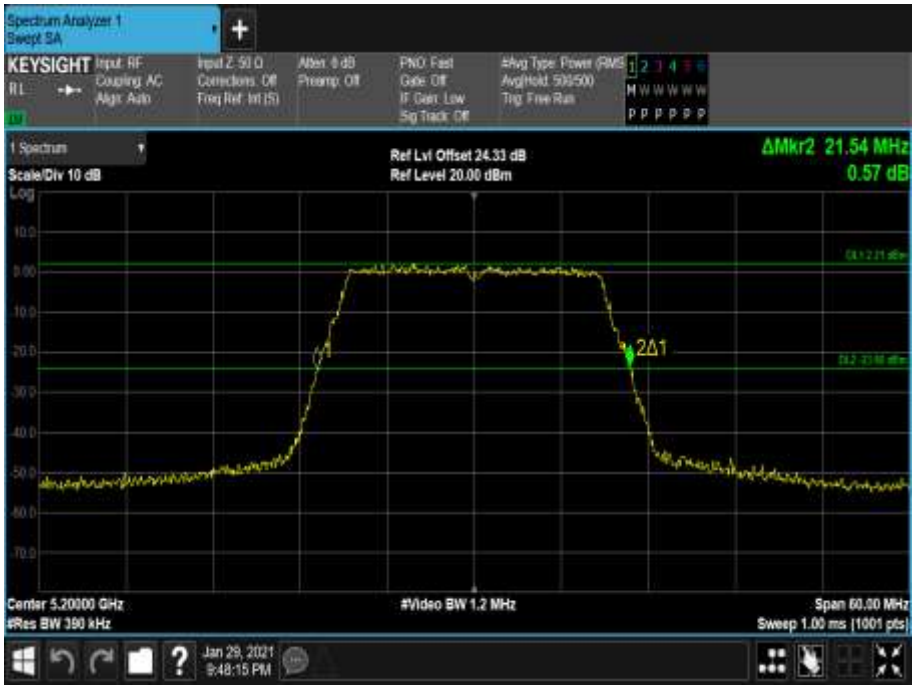

Figure 45 - 5200 MHz - 26 dB Emission Bandwidth

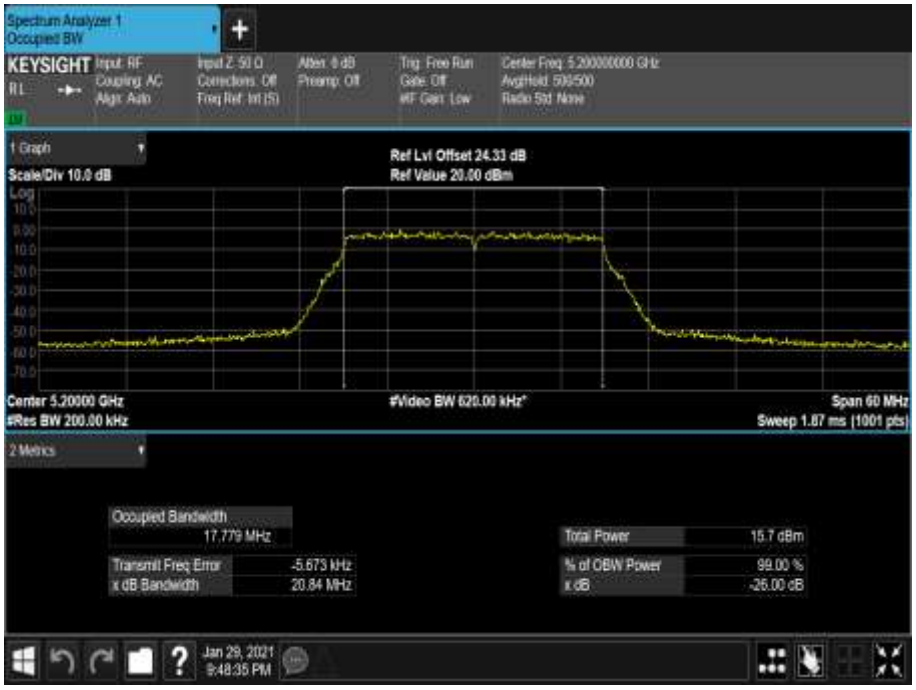

Figure 46 - 5200 MHz - 99% Occupied Bandwidth

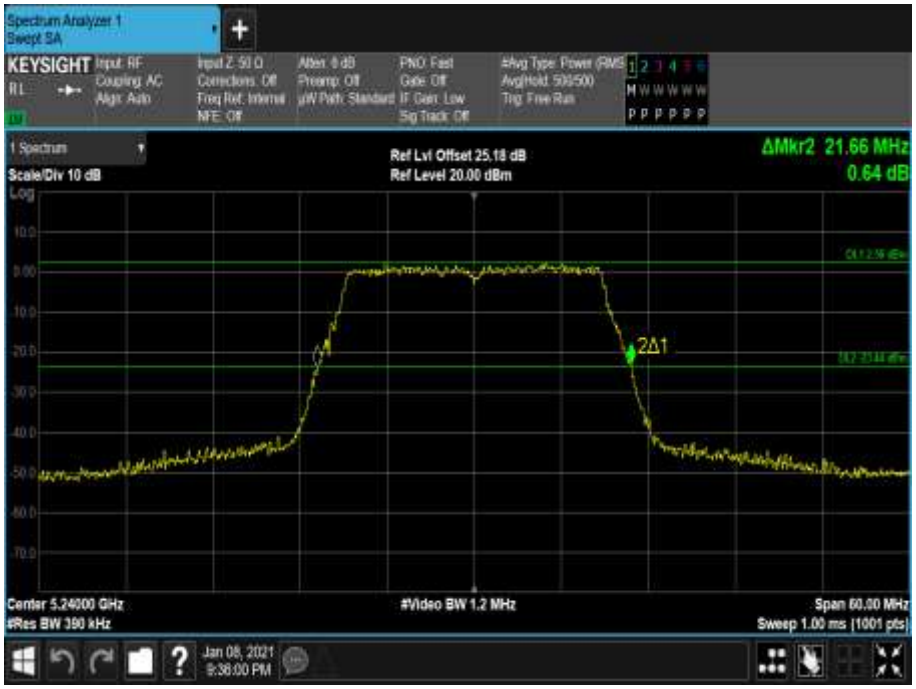

Figure 47 - 5240 MHz - 26 dB Emission Bandwidth

Figure 48 - 5240 MHz - 99% Occupied Bandwidth

Channel	Bottom	Middle	Top
Frequency (MHz)	5180	5200	5240
26 dB Bandwidth (MHz)	21.480	21.420	21.420
99% Bandwidth (MHz)	17.781	17.772	17.772

Table 472 - 802.11ac / VHT20 MCS7x1 / MIMO TxBF / Cores 0+1 / Country Code US

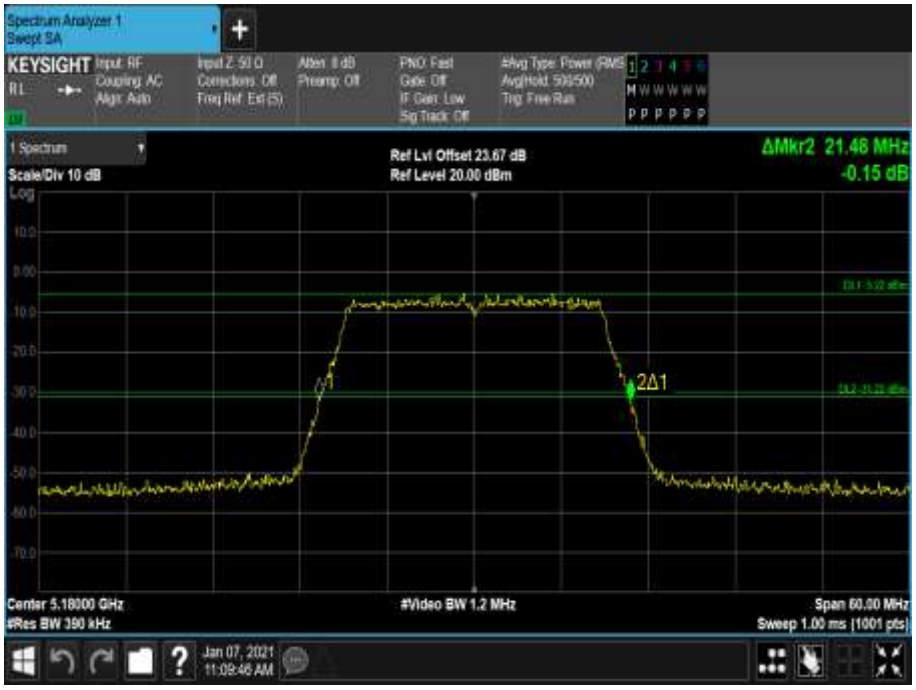

Figure 49 - 5180 MHz - 26 dB Emission Bandwidth

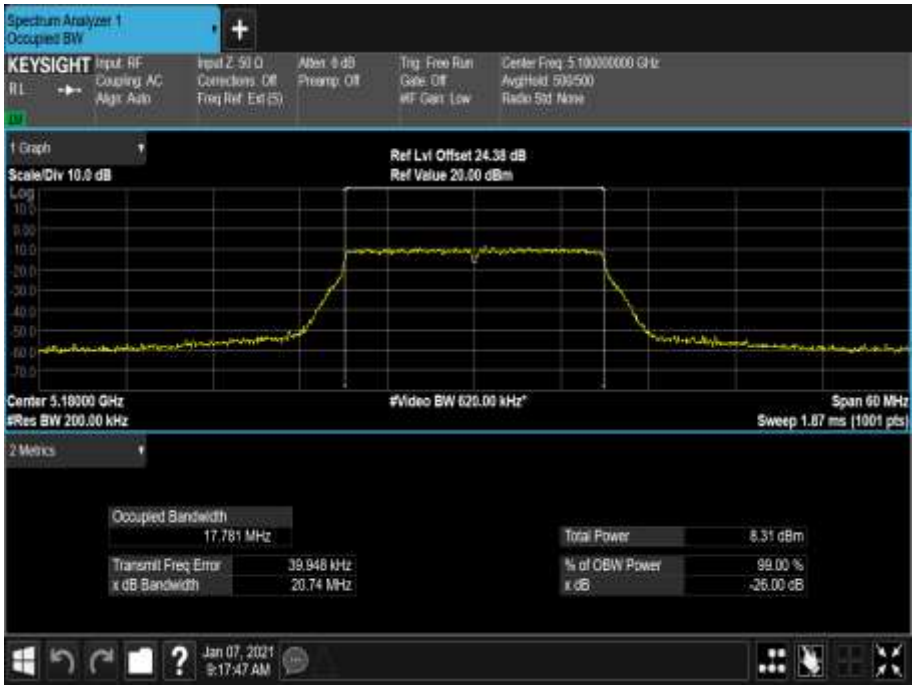

Figure 50 - 5180 MHz - 99% Occupied Bandwidth

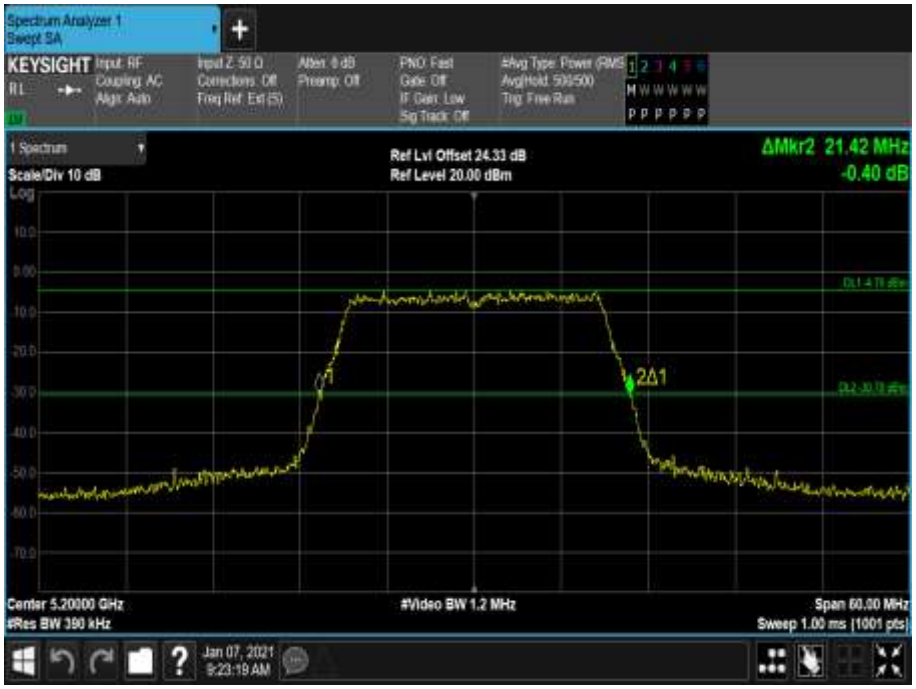

Figure 51 - 5200 MHz - 26 dB Emission Bandwidth

Figure 52 - 5200 MHz - 99% Occupied Bandwidth

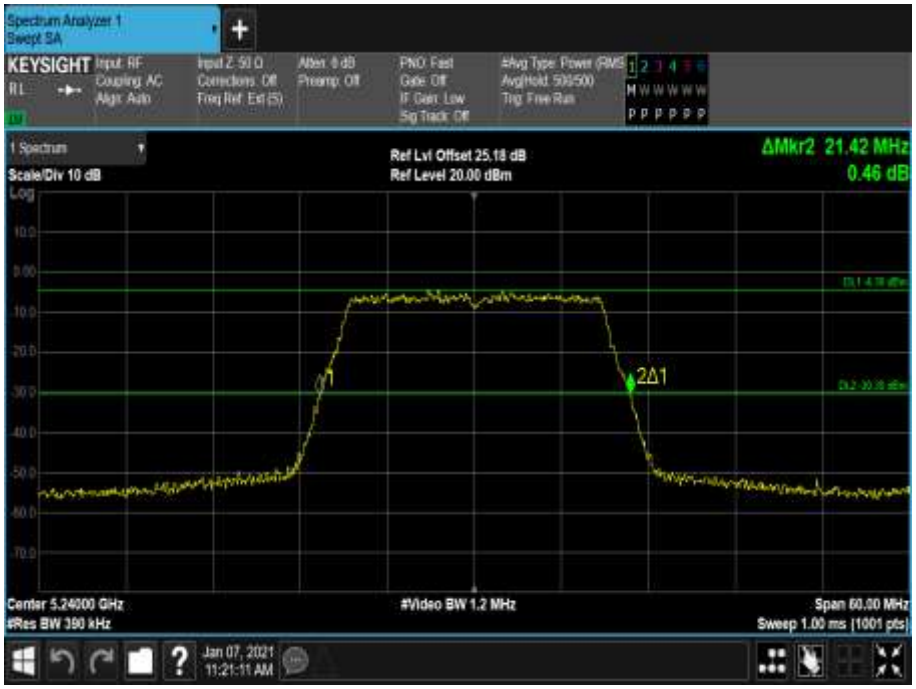

Figure 53 - 5240 MHz - 26 dB Emission Bandwidth

Figure 54 - 5240 MHz - 99% Occupied Bandwidth

Channel	Bottom	Middle	Top
Frequency (MHz)	5180	5200	5240
26 dB Bandwidth (MHz)	21.420	21.540	21.600
99% Bandwidth (MHz)	17.761	17.777	17.795

Table 473 - 802.11ac / VHT20 MCS7x1 / MIMO TxBF / Cores 0+1 / Country Code CA

Figure 55 - 5180 MHz - 26 dB Emission Bandwidth

Figure 56 - 5180 MHz - 99% Occupied Bandwidth

Figure 57 - 5200 MHz - 26 dB Emission Bandwidth

Figure 58 - 5200 MHz - 99% Occupied Bandwidth

Figure 59 - 5240 MHz - 26 dB Emission Bandwidth

Figure 60 - 5240 MHz - 99% Occupied Bandwidth

Channel	Bottom	Middle	Top
Frequency (MHz)	5180	5200	5240
26 dB Bandwidth (MHz)	21.720	21.360	21.600
99% Bandwidth (MHz)	18.993	18.999	19.001

Table 474 - 802.11ax / HE20 MCS7x1 / SU / SISO / Core 0 / Country Code US

Figure 61 - 5180 MHz - 26 dB Emission Bandwidth

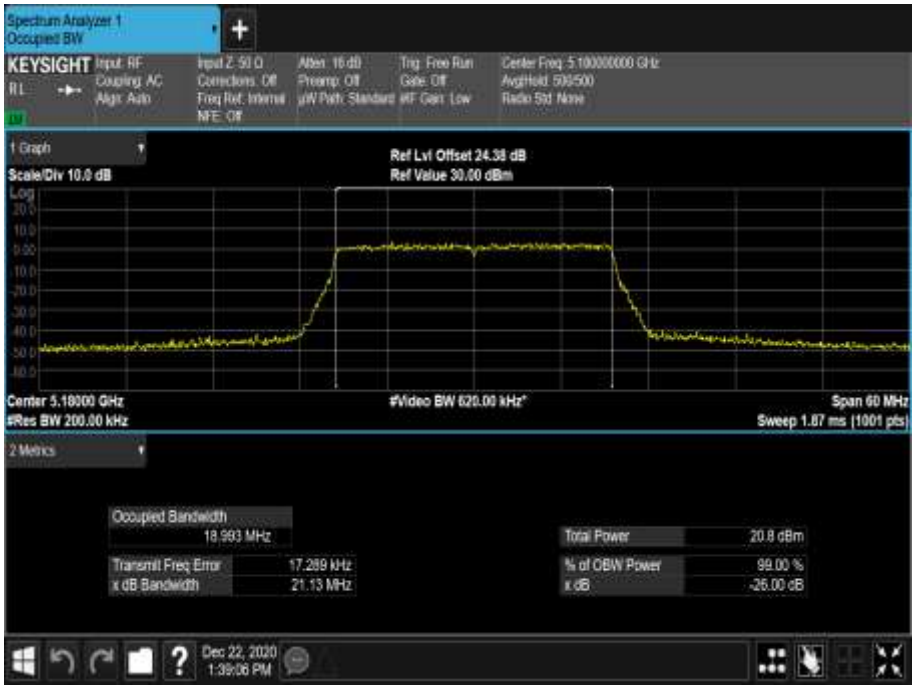

Figure 62 - 5180 MHz - 99% Occupied Bandwidth

Figure 63 - 5200 MHz - 26 dB Emission Bandwidth

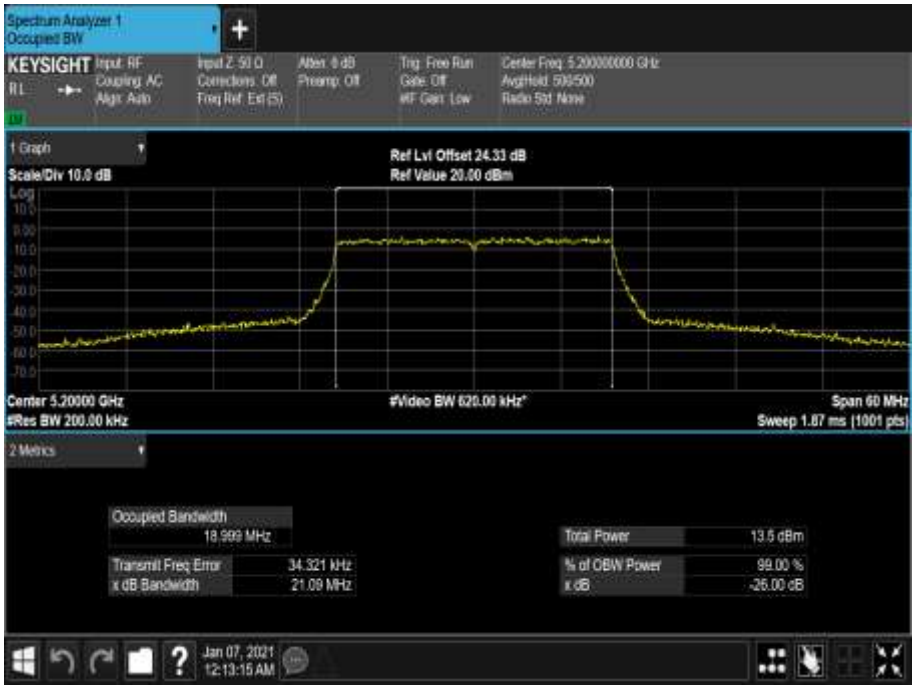

Figure 64 - 5200 MHz - 99% Occupied Bandwidth

Figure 65 - 5240 MHz - 26 dB Emission Bandwidth

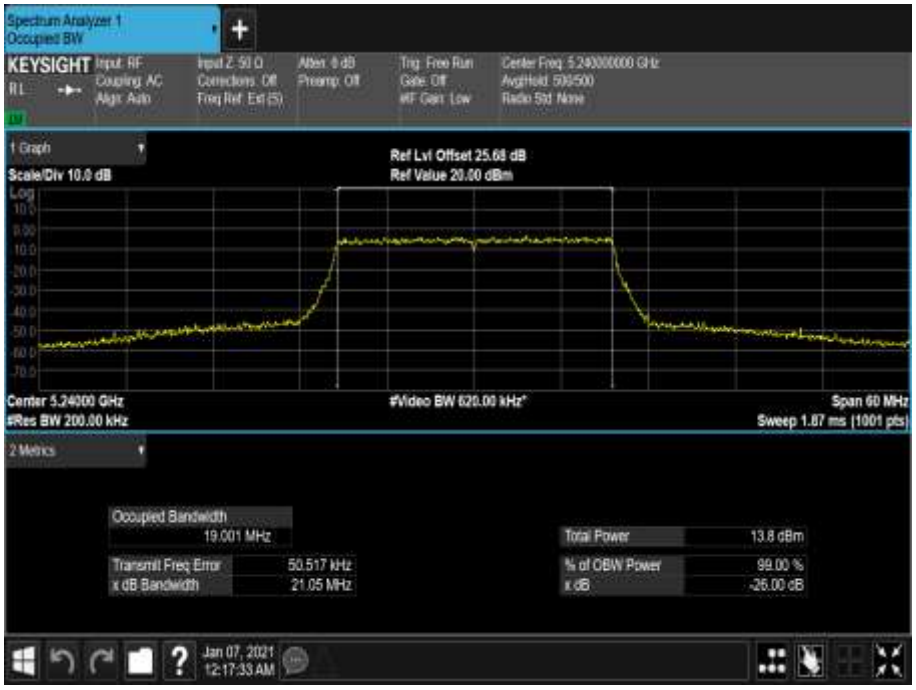

Figure 66 - 5240 MHz - 99% Occupied Bandwidth

Channel	Bottom	Middle	Top
Frequency (MHz)	5180	5200	5240
26 dB Bandwidth (MHz)	21.600	21.540	21.780
99% Bandwidth (MHz)	18.998	19.009	18.991

Table 475 - 802.11ax / HE20 MCS7x1 / SU / SISO / Core 0 / Country Code CA

Figure 67 - 5180 MHz - 26 dB Emission Bandwidth

Figure 68 - 5180 MHz - 99% Occupied Bandwidth

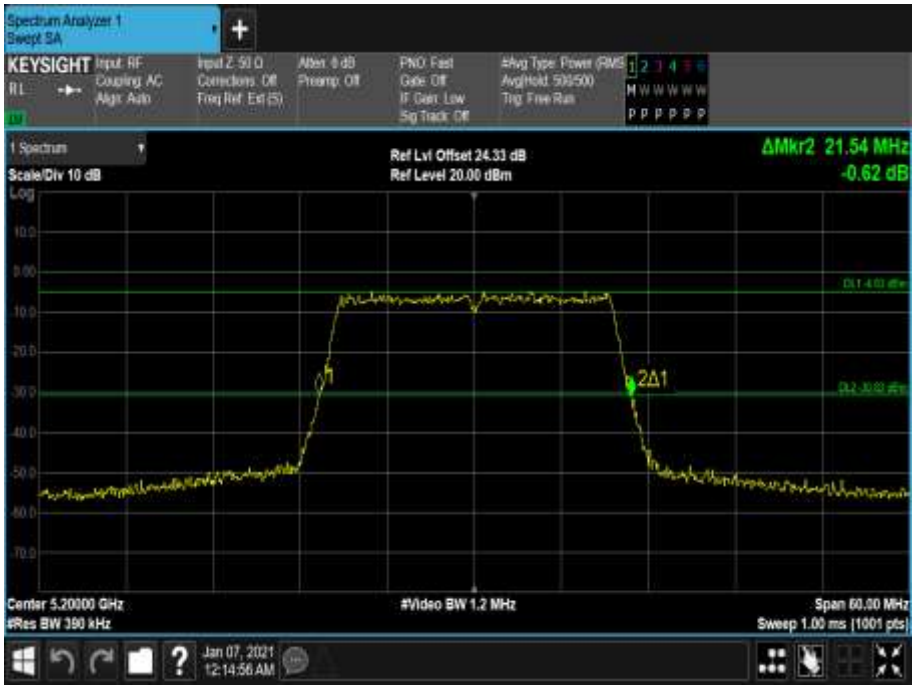

Figure 69 - 5200 MHz - 26 dB Emission Bandwidth

Figure 70 - 5200 MHz - 99% Occupied Bandwidth

Figure 71 - 5240 MHz - 26 dB Emission Bandwidth

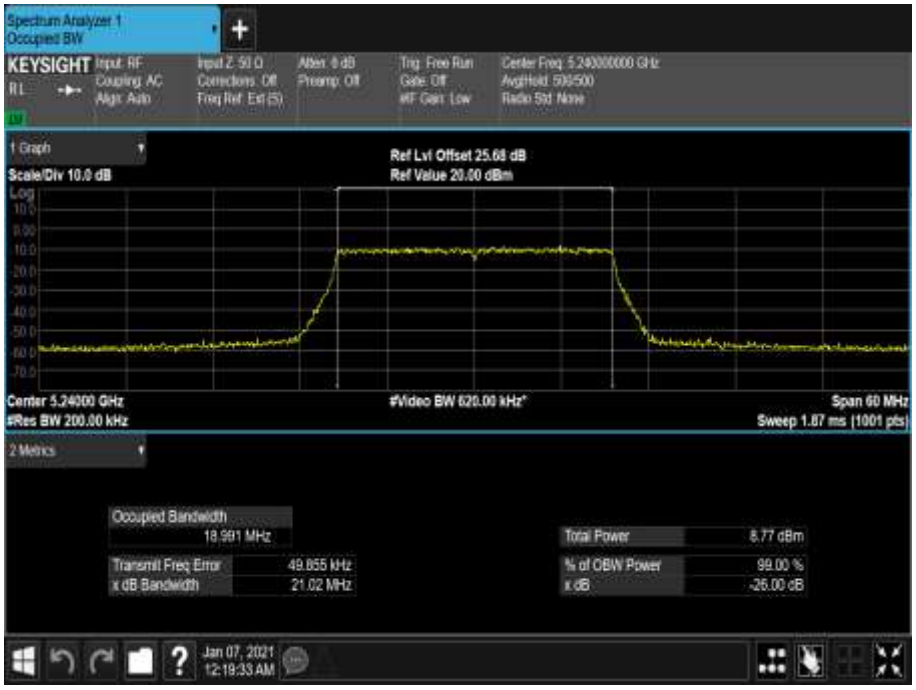

Figure 72 - 5240 MHz - 99% Occupied Bandwidth

Channel	Bottom
Frequency (MHz)	5180
26 dB Bandwidth (MHz)	20.520
99% Bandwidth (MHz)	18.323

Table 476 - 802.11ax / HE20 MCS7x1 / RU 26-0 / SISO / Core 0

Figure 73 - 5180 MHz - 26 dB Emission Bandwidth

Figure 74 - 5180 MHz - 99% Occupied Bandwidth

Channel	Bottom	Middle	Top
Frequency (MHz)	5180	5200	5240
26 dB Bandwidth (MHz)	20.580	20.460	20.340
99% Bandwidth (MHz)	18.325	18.306	18.284

Table 477 - 802.11ax / HE20 MCS7x1 / RU 26-0 / SISO / Core 0 / Country Code US

Figure 75 - 5180 MHz - 26 dB Emission Bandwidth

Figure 76 - 5180 MHz - 99% Occupied Bandwidth

Figure 77 - 5200 MHz - 26 dB Emission Bandwidth

Figure 78 - 5200 MHz - 99% Occupied Bandwidth

Figure 79 - 5240 MHz - 26 dB Emission Bandwidth

Figure 80 - 5240 MHz - 99% Occupied Bandwidth

Channel	Bottom	Middle	Top
Frequency (MHz)	5180	5200	5240
26 dB Bandwidth (MHz)	20.280	20.400	20.340
99% Bandwidth (MHz)	18.305	18.326	18.340

Table 478 - 802.11ax / HE20 MCS7x1 / RU 26-0 / SISO / Core 0 / Country Code CA

Figure 81 - 5180 MHz - 26 dB Emission Bandwidth

Figure 82 - 5180 MHz - 99% Occupied Bandwidth

Figure 83 - 5200 MHz - 26 dB Emission Bandwidth

Figure 84 - 5200 MHz - 99% Occupied Bandwidth

Figure 85 - 5240 MHz - 26 dB Emission Bandwidth

Figure 86 - 5240 MHz - 99% Occupied Bandwidth

Channel	Bottom	Middle	Top
Frequency (MHz)	5180	5200	5240
26 dB Bandwidth (MHz)	20.760	20.700	20.820
99% Bandwidth (MHz)	18.487	18.461	18.433

Table 479 - 802.11ax / HE20 MCS7x1 / RU 26-8 / SISO / Core 0 / Country Code US

Figure 87 - 5180 MHz - 26 dB Emission Bandwidth

Figure 88 - 5180 MHz - 99% Occupied Bandwidth

Figure 89 - 5200 MHz - 26 dB Emission Bandwidth

Figure 90 - 5200 MHz - 99% Occupied Bandwidth

Figure 91 - 5240 MHz - 26 dB Emission Bandwidth

Figure 92 - 5240 MHz - 99% Occupied Bandwidth

Channel	Bottom	Middle	Top
Frequency (MHz)	5180	5200	5240
26 dB Bandwidth (MHz)	20.940	20.760	20.760
99% Bandwidth (MHz)	18.514	18.462	18.463

Table 480 - 802.11ax / HE20 MCS7x1 / RU 26-8 / SISO / Core 0 / Country Code CA

Figure 93 - 5180 MHz - 26 dB Emission Bandwidth

Figure 94 - 5180 MHz - 99% Occupied Bandwidth

Figure 95 - 5200 MHz - 26 dB Emission Bandwidth

Figure 96 - 5200 MHz - 99% Occupied Bandwidth

Figure 97 - 5240 MHz - 26 dB Emission Bandwidth

Figure 98 - 5240 MHz - 99% Occupied Bandwidth

Channel	Bottom	Middle	Top
Frequency (MHz)	5180	5200	5240
26 dB Bandwidth (MHz)	21.600	21.660	21.660
99% Bandwidth (MHz)	19.000	19.015	18.995

Table 481 - 802.11ax / HE20 MCS7x1 / SU / MIMO CDD / Cores 0+1 / Country Code US

Figure 99 - 5180 MHz - 26 dB Emission Bandwidth

Figure 100 - 5180 MHz - 99% Occupied Bandwidth

Figure 101 - 5200 MHz - 26 dB Emission Bandwidth

Figure 102 - 5200 MHz - 99% Occupied Bandwidth

Figure 103 - 5240 MHz - 26 dB Emission Bandwidth

Figure 104 - 5240 MHz - 99% Occupied Bandwidth

Channel	Bottom	Middle	Top
Frequency (MHz)	5180	5200	5240
26 dB Bandwidth (MHz)	21.600	21.540	21.780
99% Bandwidth (MHz)	19.025	18.997	18.999

Table 482 - 802.11ax / HE20 MCS7x1 / SU / MIMO CDD / Cores 0+1 / Country Code CA

Figure 105 - 5180 MHz - 26 dB Emission Bandwidth

Figure 106 - 5180 MHz - 99% Occupied Bandwidth

Figure 107 - 5200 MHz - 26 dB Emission Bandwidth

Figure 108 - 5200 MHz - 99% Occupied Bandwidth

Figure 109 - 5240 MHz - 26 dB Emission Bandwidth

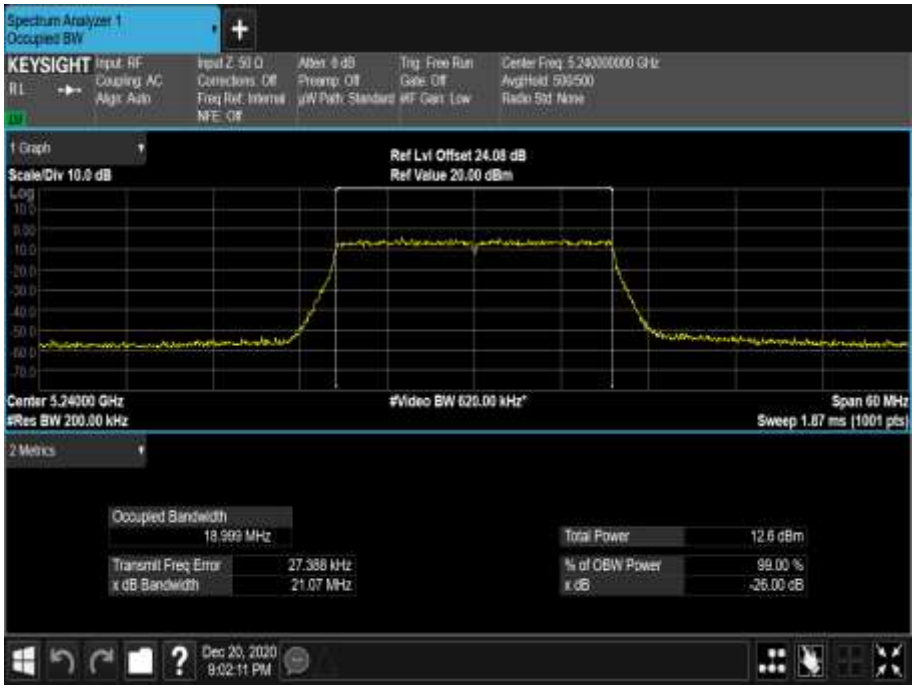

Figure 110 - 5240 MHz - 99% Occupied Bandwidth

Channel	Bottom	Middle	Middle	Top
Frequency (MHz)	5180	5200	5220	5240
26 dB Bandwidth (MHz)	20.400	20.340	20.400	20.280
99% Bandwidth (MHz)	18.327	18.329	18.353	18.328

Table 483 - 802.11ax / HE20 MCS7x1 / RU 26-0 / MIMO CDD / Cores 0+1 / Country Code US

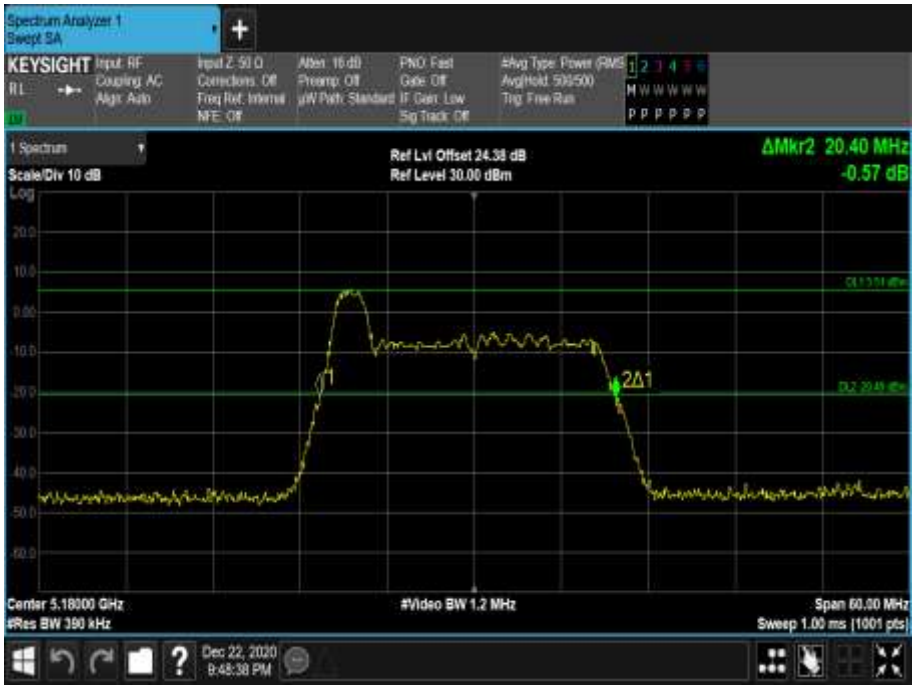

Figure 111 - 5180 MHz - 26 dB Emission Bandwidth

Figure 112 - 5180 MHz - 99% Occupied Bandwidth

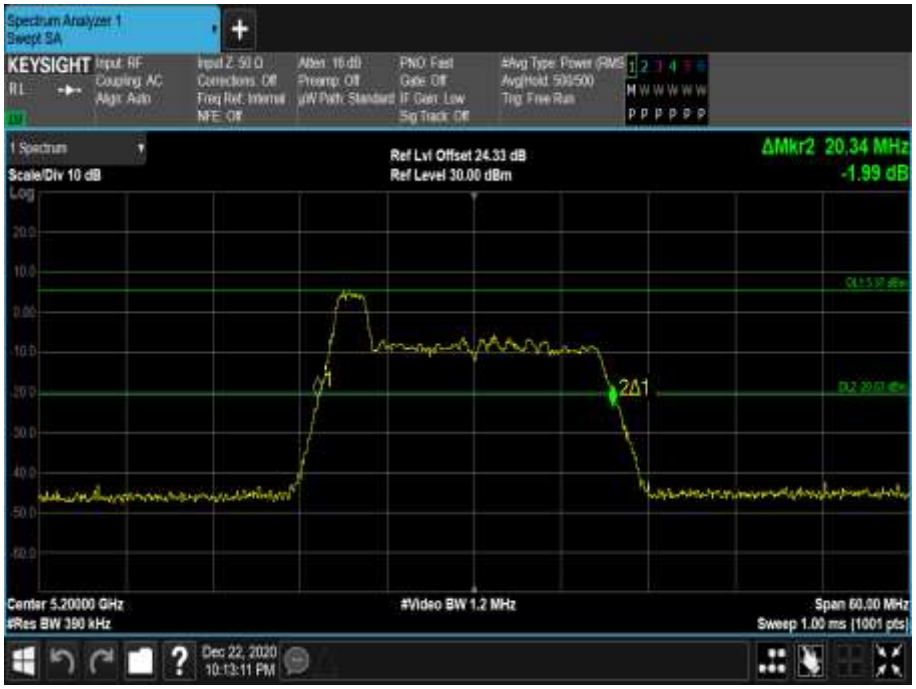

Figure 113 - 5200 MHz - 26 dB Emission Bandwidth

Figure 114 - 5200 MHz - 99% Occupied Bandwidth

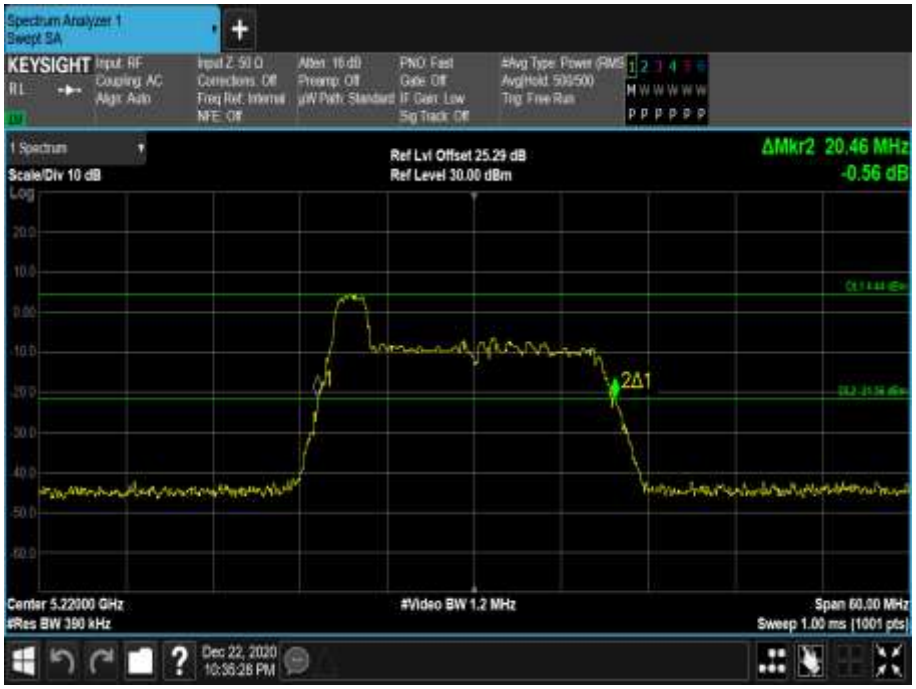

Figure 115 - 5220 MHz - 26 dB Emission Bandwidth

Figure 116 - 5220 MHz - 99% Occupied Bandwidth

Figure 117 - 5240 MHz - 26 dB Emission Bandwidth

Figure 118 - 5240 MHz - 99% Occupied Bandwidth

Channel	Bottom	Middle	Middle	Top
Frequency (MHz)	5180	5200	5220	5240
26 dB Bandwidth (MHz)	20.280	20.460	20.520	20.160
99% Bandwidth (MHz)	18.314	18.330	18.349	18.306

Table 484 - 802.11ax / HE20 MCS7x1 / RU 26-0 / MIMO CDD / Cores 0+1 / Country Code CA

Figure 119 - 5180 MHz - 26 dB Emission Bandwidth

Figure 120 - 5180 MHz - 99% Occupied Bandwidth

Figure 121 - 5200 MHz - 26 dB Emission Bandwidth

Figure 122 - 5200 MHz - 99% Occupied Bandwidth

Figure 123 - 5220 MHz - 26 dB Emission Bandwidth

Figure 124 - 5220 MHz - 99% Occupied Bandwidth

Figure 125 - 5240 MHz - 26 dB Emission Bandwidth

Figure 126 - 5240 MHz - 99% Occupied Bandwidth

Channel	Bottom	Middle	Middle	Top
Frequency (MHz)	5180	5200	5220	5240
26 dB Bandwidth (MHz)	20.580	20.820	20.820	20.820
99% Bandwidth (MHz)	18.436	18.449	18.463	18.443

Table 485 - 802.11ax / HE20 MCS7x1 / RU 26-8 / MIMO CDD / Cores 0+1 / Country Code US

Figure 127 - 5180 MHz - 26 dB Emission Bandwidth

Figure 128 - 5180 MHz - 99% Occupied Bandwidth

Figure 129 - 5200 MHz - 26 dB Emission Bandwidth

Figure 130 - 5200 MHz - 99% Occupied Bandwidth

Figure 131 - 5220 MHz - 26 dB Emission Bandwidth

Figure 132 - 5220 MHz - 99% Occupied Bandwidth

Figure 133 - 5240 MHz - 26 dB Emission Bandwidth

Figure 134 - 5240 MHz - 99% Occupied Bandwidth

Channel	Bottom	Middle	Middle	Top
Frequency (MHz)	5180	5200	5220	5240
26 dB Bandwidth (MHz)	20.880	20.760	20.700	20.580
99% Bandwidth (MHz)	18.466	18.460	18.494	18.466

Table 486 - 802.11ax / HE20 MCS7x1 / RU 26-8 / MIMO CDD / Cores 0+1 / Country Code CA

Figure 135 - 5180 MHz - 26 dB Emission Bandwidth

Figure 136 - 5180 MHz - 99% Occupied Bandwidth

Figure 137 - 5200 MHz - 26 dB Emission Bandwidth

Figure 138 - 5200 MHz - 99% Occupied Bandwidth

Figure 139 - 5220 MHz - 26 dB Emission Bandwidth

Figure 140 - 5220 MHz - 99% Occupied Bandwidth

Figure 141 - 5240 MHz - 26 dB Emission Bandwidth

Figure 142 - 5240 MHz - 99% Occupied Bandwidth

Channel	Bottom	Middle	Top
Frequency (MHz)	5180	5200	5240
26 dB Bandwidth (MHz)	21.540	21.420	21.540
99% Bandwidth (MHz)	18.998	18.988	19.008

Table 487 - 802.11ax / HE20 MCS7x2 / SU / MIMO SDM / Cores 0+1 / Country Code US

Figure 143 - 5180 MHz - 26 dB Emission Bandwidth

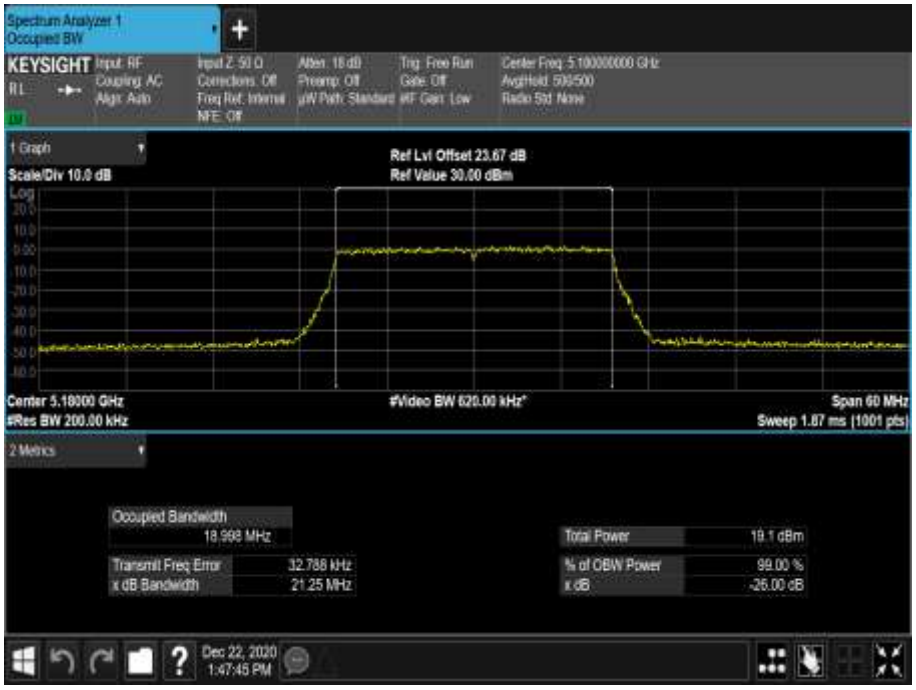

Figure 144 - 5180 MHz - 99% Occupied Bandwidth

Figure 145 - 5200 MHz - 26 dB Emission Bandwidth

Figure 146 - 5200 MHz - 99% Occupied Bandwidth

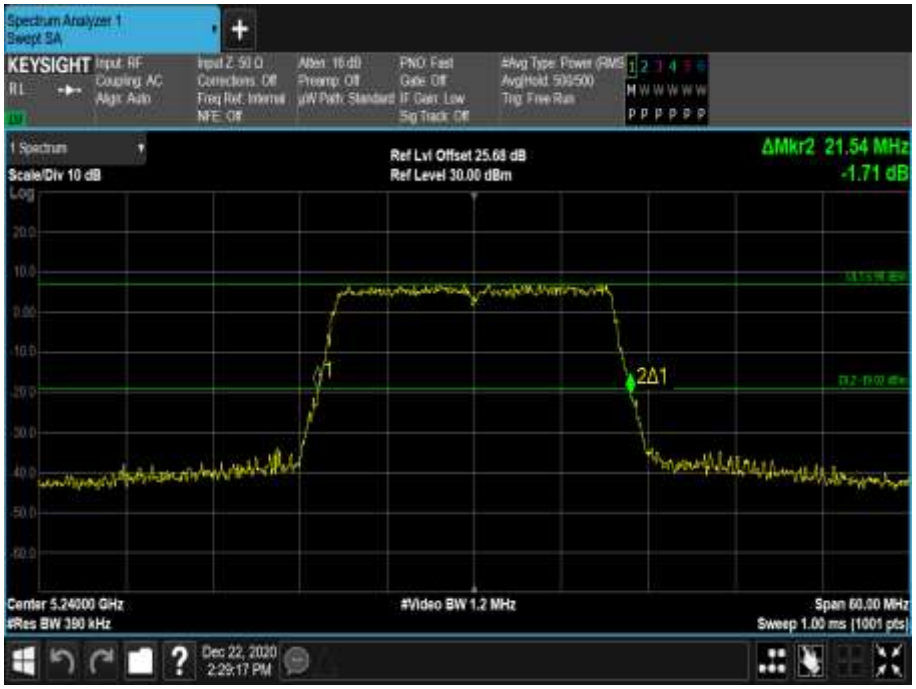

Figure 147 - 5240 MHz - 26 dB Emission Bandwidth

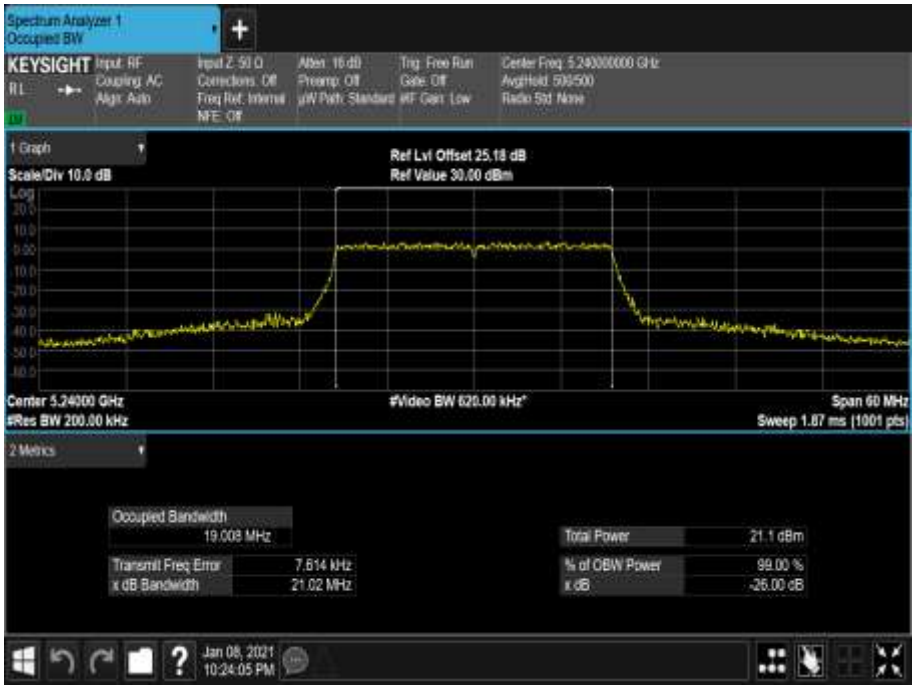

Figure 148 - 5240 MHz - 99% Occupied Bandwidth

Channel	Bottom	Middle	Top
Frequency (MHz)	5180	5200	5240
26 dB Bandwidth (MHz)	21.300	21.540	21.420
99% Bandwidth (MHz)	19.015	19.013	19.029

Table 488 - 802.11ax / HE20 MCS7x2 / SU / MIMO SDM / Cores 0+1 / Country Code CA

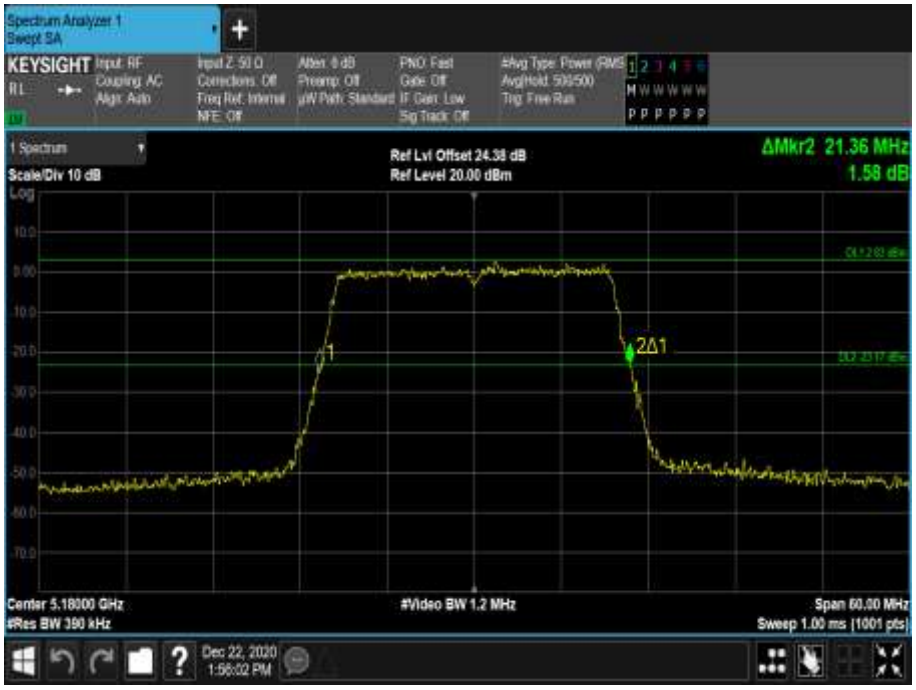

Figure 149 - 5180 MHz - 26 dB Emission Bandwidth

Figure 150 - 5180 MHz - 99% Occupied Bandwidth

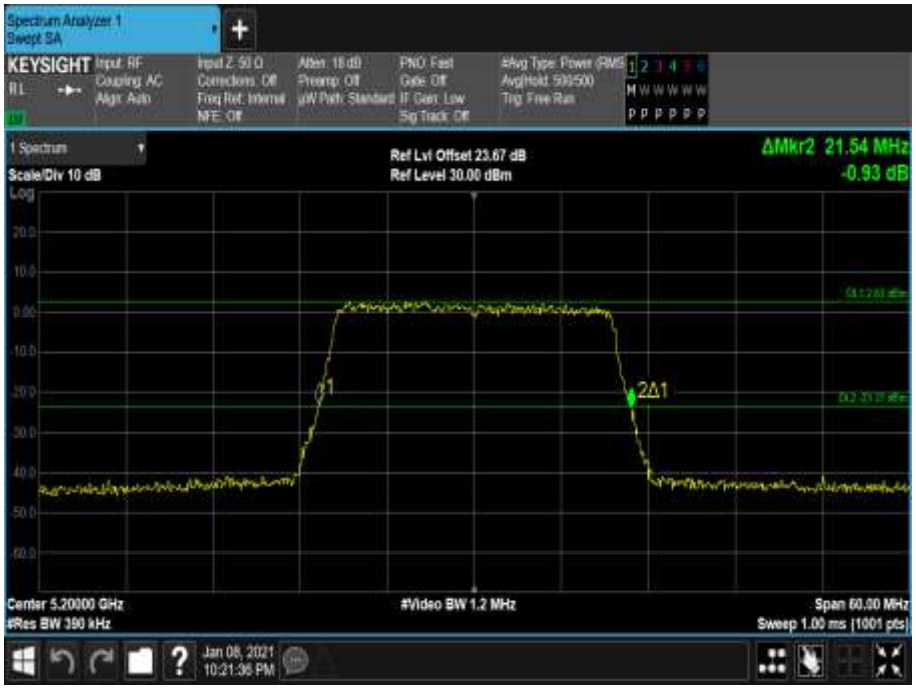

Figure 151 - 5200 MHz - 26 dB Emission Bandwidth

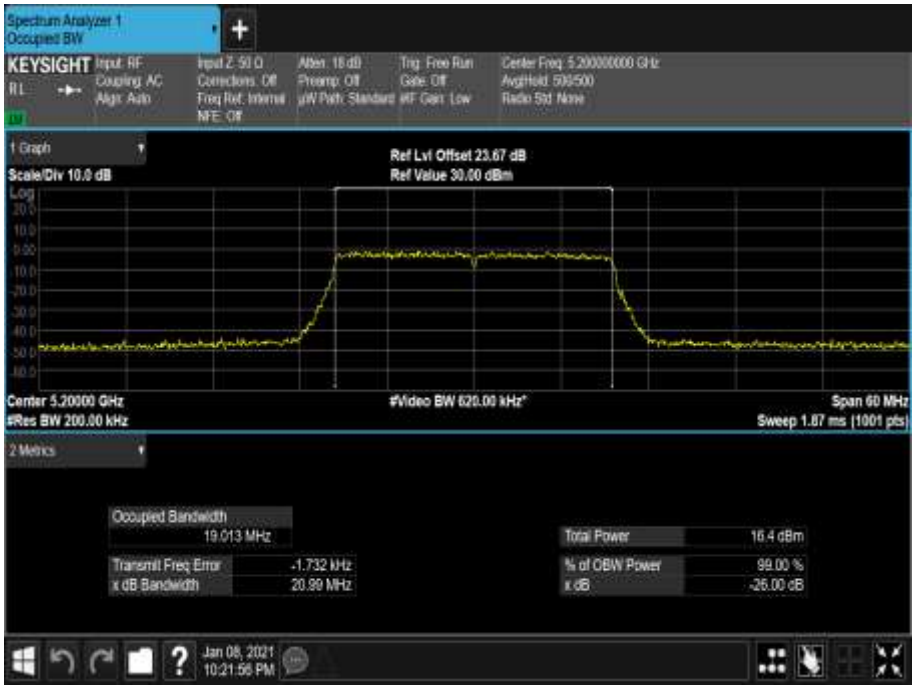

Figure 152 - 5200 MHz - 99% Occupied Bandwidth

Figure 153 - 5240 MHz - 26 dB Emission Bandwidth

Figure 154 - 5240 MHz - 99% Occupied Bandwidth

Channel	Bottom	Middle	Middle	Top
Frequency (MHz)	5180	5200	5220	5240
26 dB Bandwidth (MHz)	20.400	20.280	20.160	20.340
99% Bandwidth (MHz)	18.324	18.257	18.286	18.374

Table 489 - 802.11ax / HE20 MCS7x2 / RU 26-0 / MIMO SDM / Cores 0+1 / Country Code US

Figure 155 - 5180 MHz - 26 dB Emission Bandwidth

Figure 156 - 5180 MHz - 99% Occupied Bandwidth

Figure 157 - 5200 MHz - 26 dB Emission Bandwidth

Figure 158 - 5200 MHz - 99% Occupied Bandwidth

Figure 159 - 5220 MHz - 26 dB Emission Bandwidth

Figure 160 - 5220 MHz - 99% Occupied Bandwidth

Figure 161 - 5240 MHz - 26 dB Emission Bandwidth

Figure 162 - 5240 MHz - 99% Occupied Bandwidth

Channel	Bottom	Middle	Middle	Top
Frequency (MHz)	5180	5200	5220	5240
26 dB Bandwidth (MHz)	20.460	20.100	20.220	20.400
99% Bandwidth (MHz)	18.312	18.271	18.273	18.323

Table 490 - 802.11ax / HE20 MCS7x2 / RU 26-0 / MIMO SDM / Cores 0+1 / Country Code CA

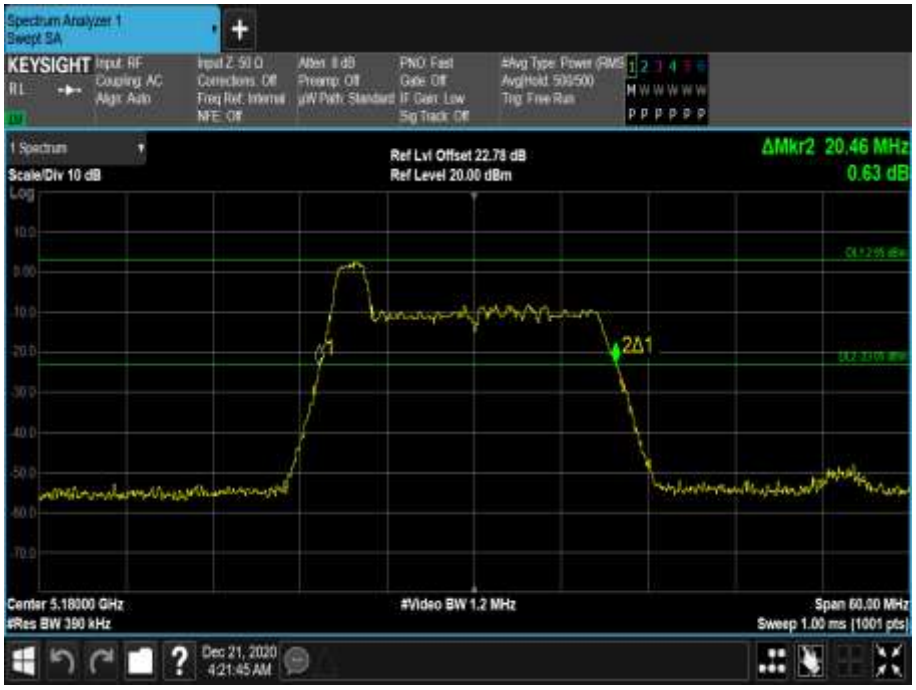

Figure 163 - 5180 MHz - 26 dB Emission Bandwidth

Figure 164 - 5180 MHz - 99% Occupied Bandwidth

Figure 165 - 5200 MHz - 26 dB Emission Bandwidth

Figure 166 - 5200 MHz - 99% Occupied Bandwidth

Figure 167 - 5220 MHz - 26 dB Emission Bandwidth

Figure 168 - 5220 MHz - 99% Occupied Bandwidth

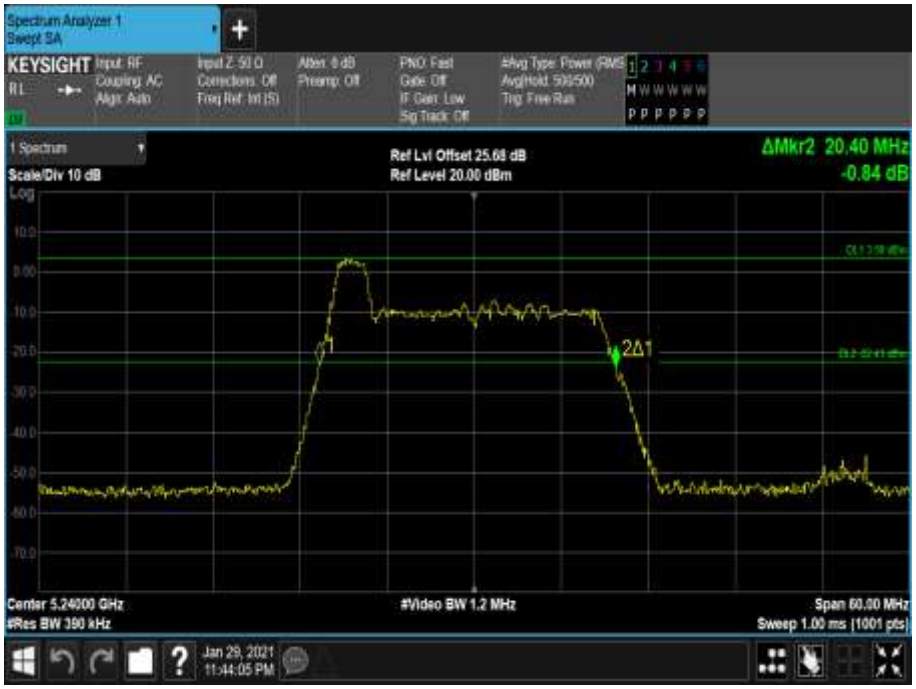

Figure 169 - 5240 MHz - 26 dB Emission Bandwidth

Figure 170 - 5240 MHz - 99% Occupied Bandwidth

Channel	Bottom	Middle	Middle	Top
Frequency (MHz)	5180	5200	5220	5240
26 dB Bandwidth (MHz)	20.700	20.940	20.820	20.820
99% Bandwidth (MHz)	18.448	18.460	18.478	18.447

Table 491 - 802.11ax / HE20 MCS7x2 / RU 26-8 / MIMO SDM / Cores 0+1 / Country Code US

Figure 171 - 5180 MHz - 26 dB Emission Bandwidth

Figure 172 - 5180 MHz - 99% Occupied Bandwidth

Figure 173 - 5200 MHz - 26 dB Emission Bandwidth

Figure 174 - 5200 MHz - 99% Occupied Bandwidth

Figure 175 - 5220 MHz - 26 dB Emission Bandwidth

Figure 176 - 5220 MHz - 99% Occupied Bandwidth

Figure 177 - 5240 MHz - 26 dB Emission Bandwidth

Figure 178 - 5240 MHz - 99% Occupied Bandwidth

Channel	Bottom	Middle	Middle	Top
Frequency (MHz)	5180	5200	5220	5240
26 dB Bandwidth (MHz)	20.700	20.880	20.820	20.580
99% Bandwidth (MHz)	18.448	18.525	18.487	18.425

Table 492 - 802.11ax / HE20 MCS7x2 / RU 26-8 / MIMO SDM / Cores 0+1 / Country Code CA

Figure 179 - 5180 MHz - 26 dB Emission Bandwidth

Figure 180 - 5180 MHz - 99% Occupied Bandwidth

Figure 181 - 5200 MHz - 26 dB Emission Bandwidth

Figure 182 - 5200 MHz - 99% Occupied Bandwidth

Figure 183 - 5220 MHz - 26 dB Emission Bandwidth

Figure 184 - 5220 MHz - 99% Occupied Bandwidth

Figure 185 - 5240 MHz - 26 dB Emission Bandwidth

Figure 186 - 5240 MHz - 99% Occupied Bandwidth

Channel	Bottom	Top
Frequency (MHz)	5190	5230
26 dB Bandwidth (MHz)	40.440	41.160
99% Bandwidth (MHz)	36.191	36.421

Table 493 - 802.11n / HT40 MCS7 / SISO / Core 0 / Country Code US

Figure 187 - 5190 MHz - 26 dB Emission Bandwidth

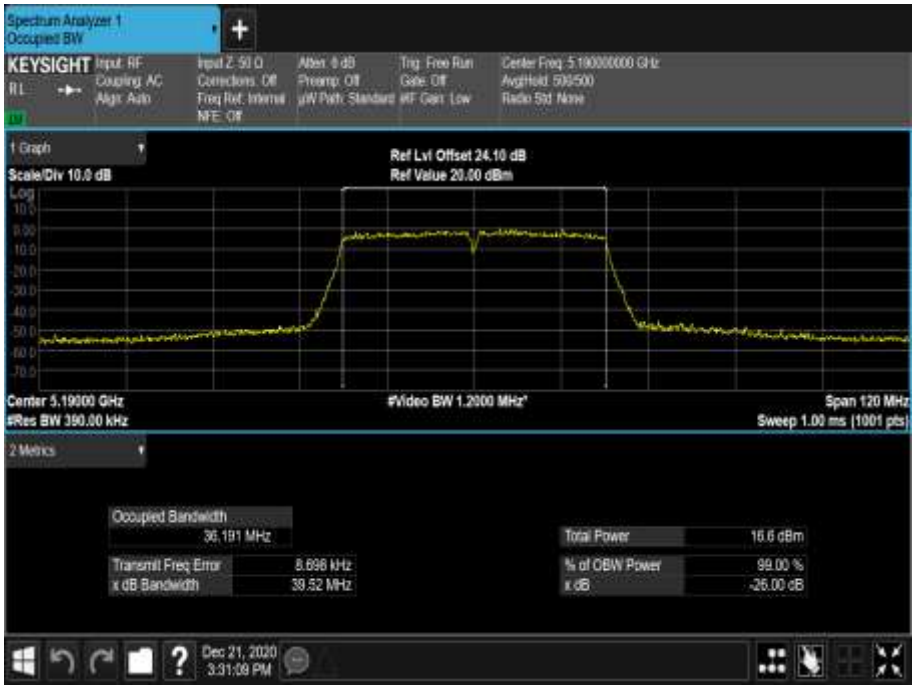

Figure 188 - 5190 MHz - 99% Occupied Bandwidth

Figure 189 - 5230 MHz - 26 dB Emission Bandwidth

Figure 190 - 5230 MHz - 99% Occupied Bandwidth

Channel	Bottom	Top
Frequency (MHz)	5190	5230
26 dB Bandwidth (MHz)	40.440	40.680
99% Bandwidth (MHz)	36.164	36.319

Table 494 - 802.11n / HT40 MCS7 / SISO / Core 0 / Country Code CA

Figure 191 - 5190 MHz - 26 dB Emission Bandwidth

Figure 192 - 5190 MHz - 99% Occupied Bandwidth

Figure 193 - 5230 MHz - 26 dB Emission Bandwidth

Figure 194 - 5230 MHz - 99% Occupied Bandwidth

Channel	Bottom	Top
Frequency (MHz)	5190	5230
26 dB Bandwidth (MHz)	40.680	41.160
99% Bandwidth (MHz)	36.240	36.387

Table 495 - 802.11n / HT40 MCS7 / MIMO CDD / Cores 0+1 / Country Code US

Figure 195 - 5190 MHz - 26 dB Emission Bandwidth

Figure 196 - 5190 MHz - 99% Occupied Bandwidth

Figure 197 - 5230 MHz - 26 dB Emission Bandwidth

Figure 198 - 5230 MHz - 99% Occupied Bandwidth

Channel	Bottom	Top
Frequency (MHz)	5190	5230
26 dB Bandwidth (MHz)	40.800	41.040
99% Bandwidth (MHz)	36.298	36.387

Table 496 - 802.11n / HT40 MCS7 / MIMO CDD / Cores 0+1 / Country Code CA

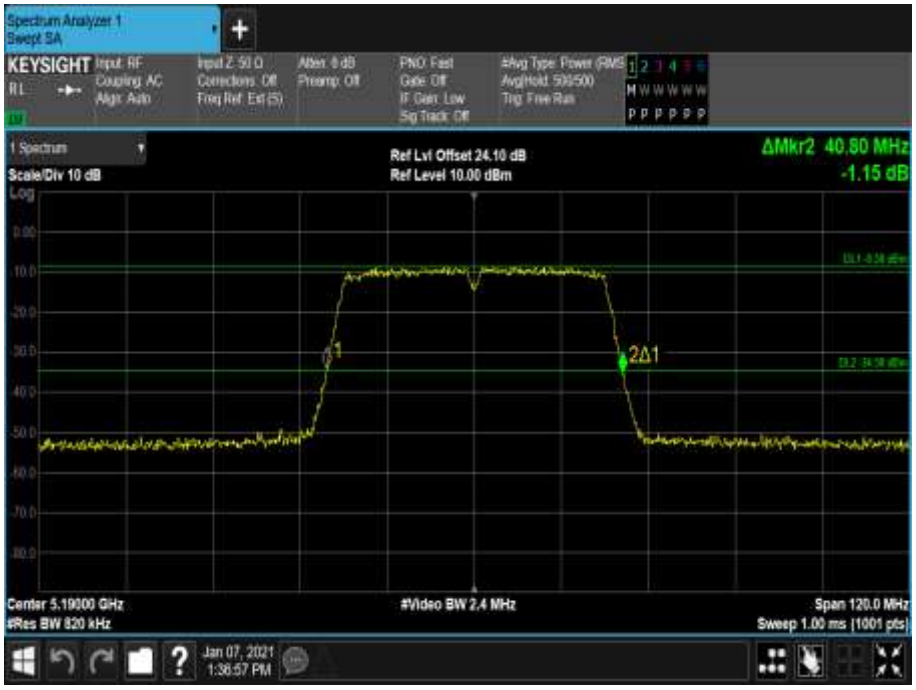

Figure 199 - 5190 MHz - 26 dB Emission Bandwidth