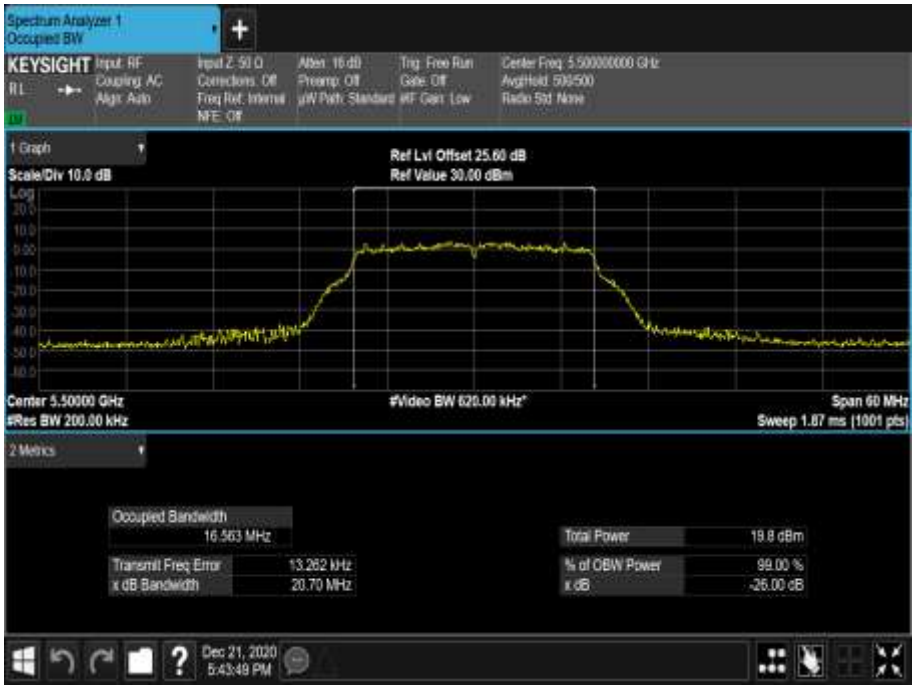

Figure 434 - 5500 MHz - 99% Occupied Bandwidth

Figure 435 - 5600 MHz - 26 dB Emission Bandwidth

Figure 436 - 5600 MHz - 99% Occupied Bandwidth

Figure 437 - 5700 MHz - 26 dB Emission Bandwidth

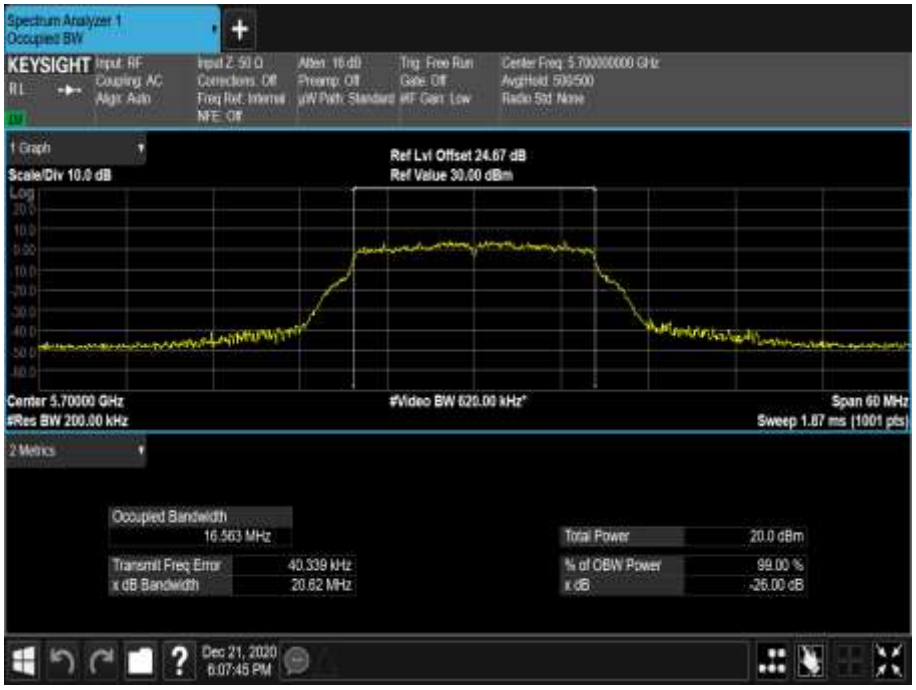

Figure 438 - 5700 MHz - 99% Occupied Bandwidth

Figure 439 - 5720 MHz - 26 dB Emission Bandwidth

Figure 440 - 5720 MHz - 99% Occupied Bandwidth

Channel	Bottom	Middle	Top	Straddle
Frequency (MHz)	5500	5600	5700	5720
26 dB Bandwidth (MHz)	21.360	21.360	21.660	15.620
99% Bandwidth (MHz)	17.758	17.750	17.763	17.780

Table 568 - 802.11n / HT20 MCS7 / SISO / Core 0

Figure 441 - 5500 MHz - 26 dB Emission Bandwidth

Figure 442 - 5500 MHz - 99% Occupied Bandwidth

Figure 443 - 5600 MHz - 26 dB Emission Bandwidth

Figure 444 - 5600 MHz - 99% Occupied Bandwidth

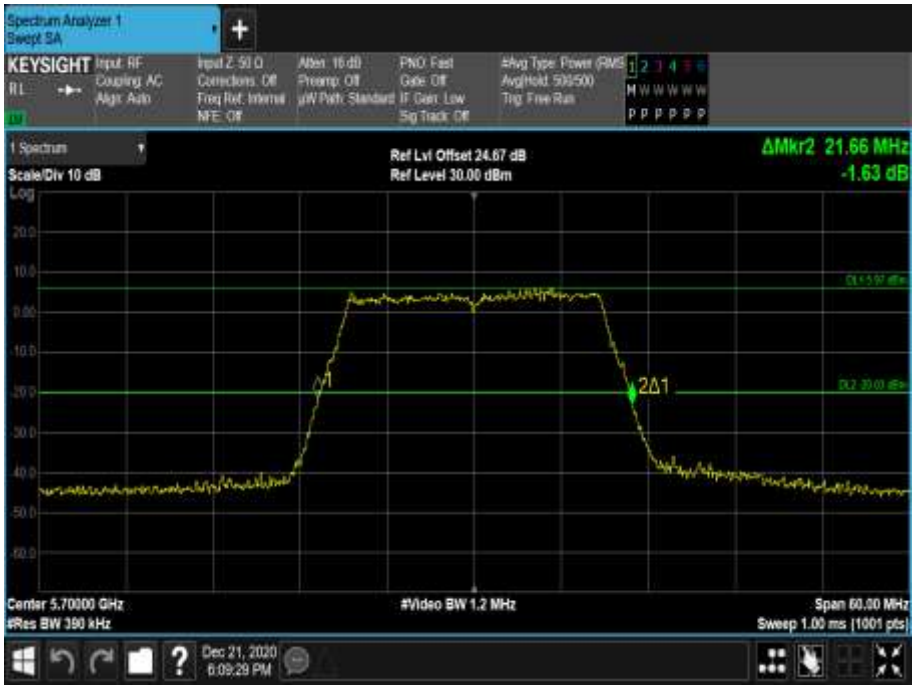

Figure 445 - 5700 MHz - 26 dB Emission Bandwidth

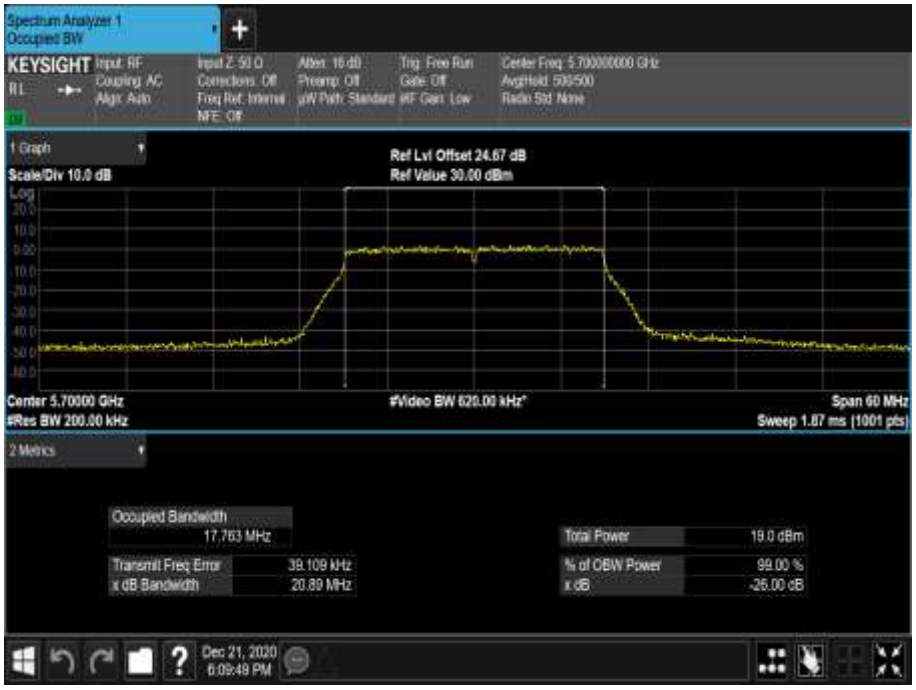

Figure 446 - 5700 MHz - 99% Occupied Bandwidth

Figure 447 - 5720 MHz - 26 dB Emission Bandwidth

Figure 448 - 5720 MHz - 99% Occupied Bandwidth

Channel	Bottom	Middle	Top	Straddle
Frequency (MHz)	5500	5600	5700	5720
26 dB Bandwidth (MHz)	21.600	21.540	21.480	15.800
99% Bandwidth (MHz)	17.757	17.785	17.772	17.768

Table 569 - 802.11n / HT20 MCS7 / MIMO CDD / Cores 0+1

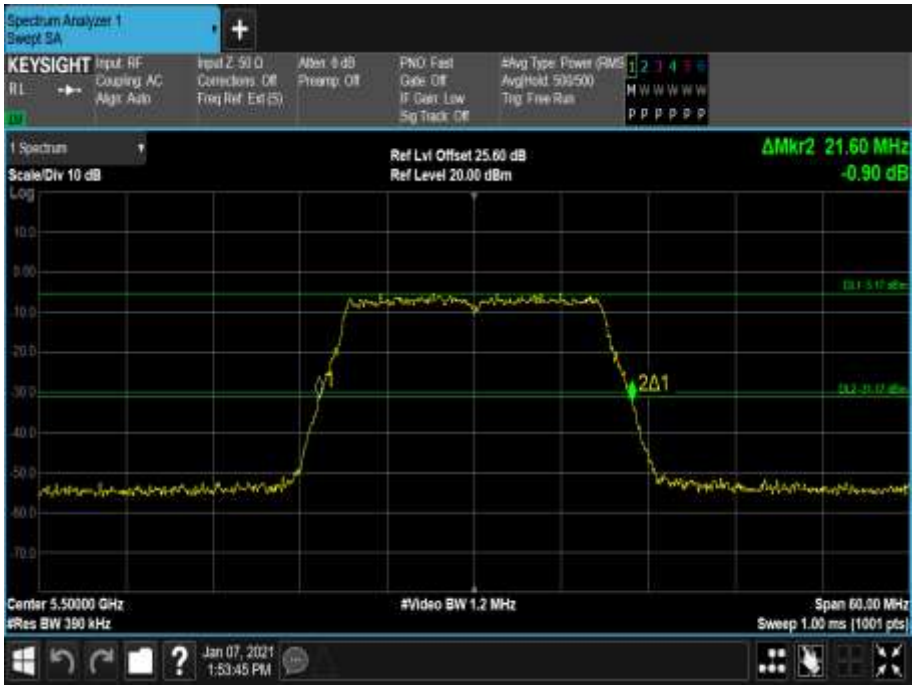

Figure 449 - 5500 MHz - 26 dB Emission Bandwidth

Figure 450 - 5500 MHz - 99% Occupied Bandwidth

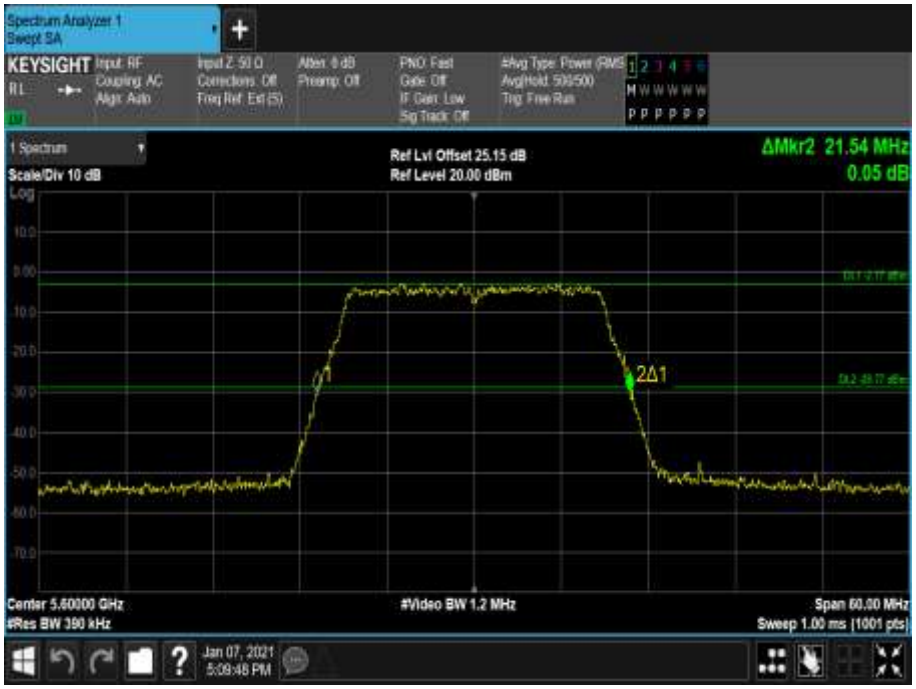

Figure 451 - 5600 MHz - 26 dB Emission Bandwidth

Figure 452 - 5600 MHz - 99% Occupied Bandwidth

Figure 453 - 5700 MHz - 26 dB Emission Bandwidth

Figure 454 - 5700 MHz - 99% Occupied Bandwidth

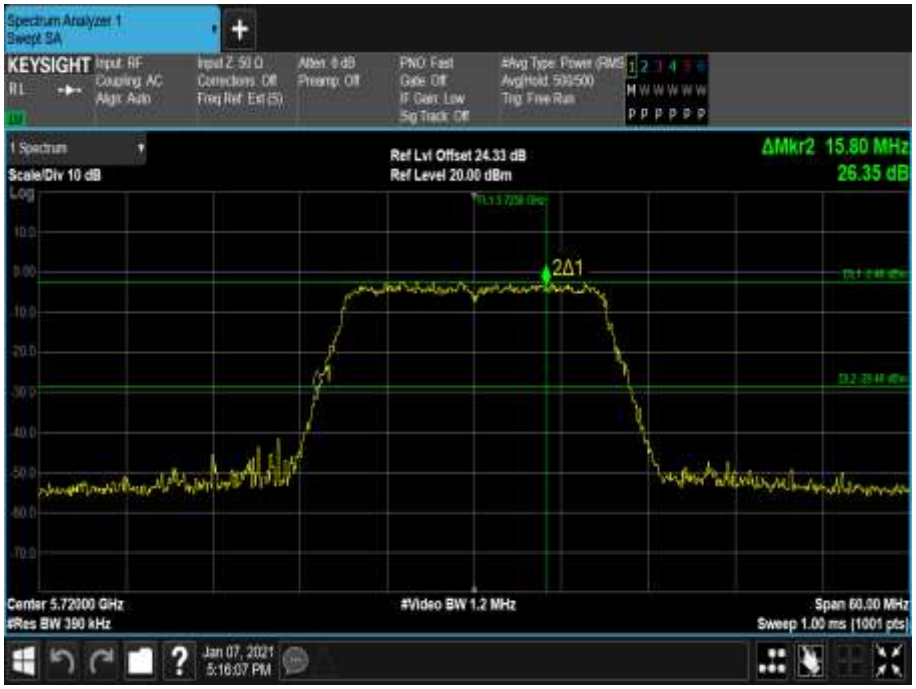

Figure 455 - 5720 MHz - 26 dB Emission Bandwidth

Figure 456 - 5720 MHz - 99% Occupied Bandwidth

Channel	Bottom	Middle	Top	Straddle
Frequency (MHz)	5500	5600	5700	5720
26 dB Bandwidth (MHz)	21.720	21.240	21.660	15.740
99% Bandwidth (MHz)	17.795	17.789	17.760	17.771

Table 570 - 802.11n / HT20 MCS15 / MIMO SDM / Cores 0+1

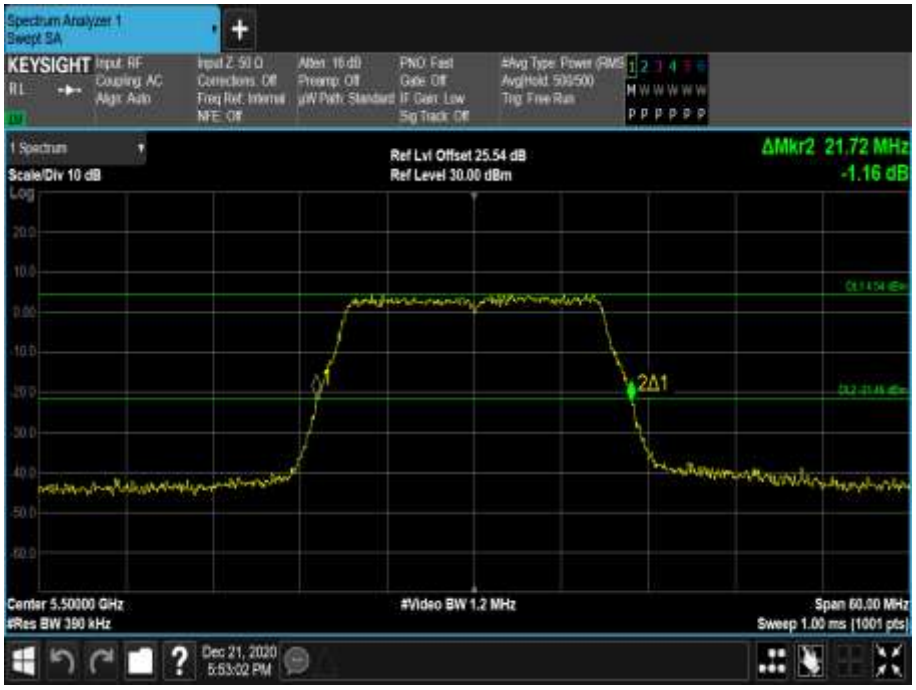

Figure 457 - 5500 MHz - 26 dB Emission Bandwidth

Figure 458 - 5500 MHz - 99% Occupied Bandwidth

Figure 459 - 5600 MHz - 26 dB Emission Bandwidth

Figure 460 - 5600 MHz - 99% Occupied Bandwidth

Figure 461 - 5700 MHz - 26 dB Emission Bandwidth

Figure 462 - 5700 MHz - 99% Occupied Bandwidth

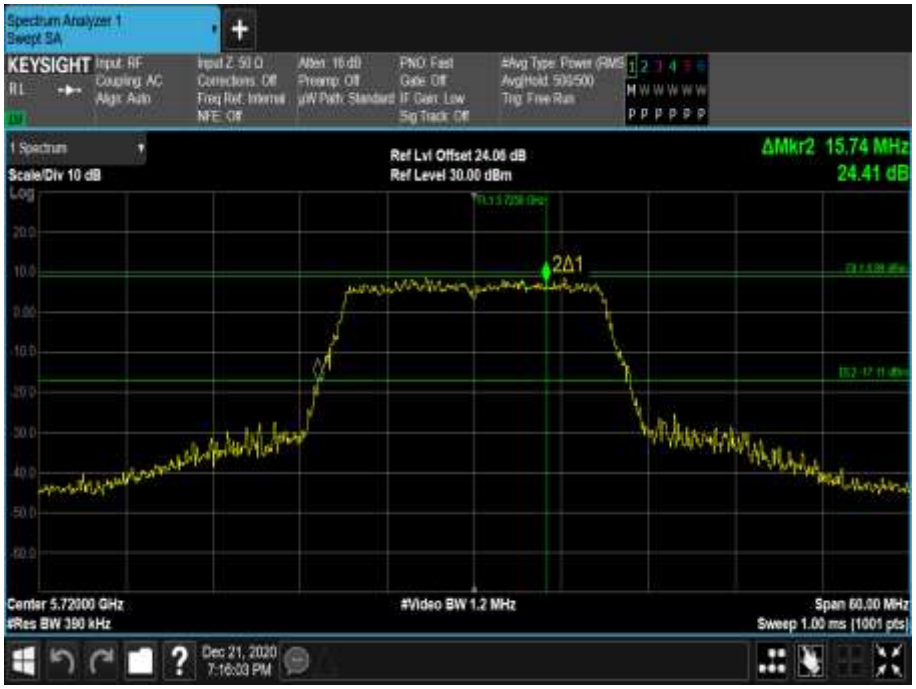

Figure 463 - 5720 MHz - 26 dB Emission Bandwidth

Figure 464 - 5720 MHz - 99% Occupied Bandwidth

Channel	Bottom	Middle	Top	Straddle
Frequency (MHz)	5500	5600	5700	5720
26 dB Bandwidth (MHz)	21.600	21.420	21.480	15.740
99% Bandwidth (MHz)	17.767	17.786	17.780	17.774

Table 571 - 802.11ac / VHT20 MCS7x1 / MIMO TxBF / Cores 0+1

Figure 465 - 5500 MHz - 26 dB Emission Bandwidth

Figure 466 - 5500 MHz - 99% Occupied Bandwidth

Figure 467 - 5600 MHz - 26 dB Emission Bandwidth

Figure 468 - 5600 MHz - 99% Occupied Bandwidth

Figure 469 - 5700 MHz - 26 dB Emission Bandwidth

Figure 470 - 5700 MHz - 99% Occupied Bandwidth

Figure 471 - 5720 MHz - 26 dB Emission Bandwidth

Figure 472 - 5720 MHz - 99% Occupied Bandwidth

Channel	Bottom	Middle	Top	Straddle
Frequency (MHz)	5500	5600	5700	5720
26 dB Bandwidth (MHz)	21.360	21.540	21.300	15.740
99% Bandwidth (MHz)	18.992	18.991	19.005	19.012

Table 572 - 802.11ax / HE20 MCS7x1 / SU / SISO / Core 0

Figure 473 - 5500 MHz - 26 dB Emission Bandwidth

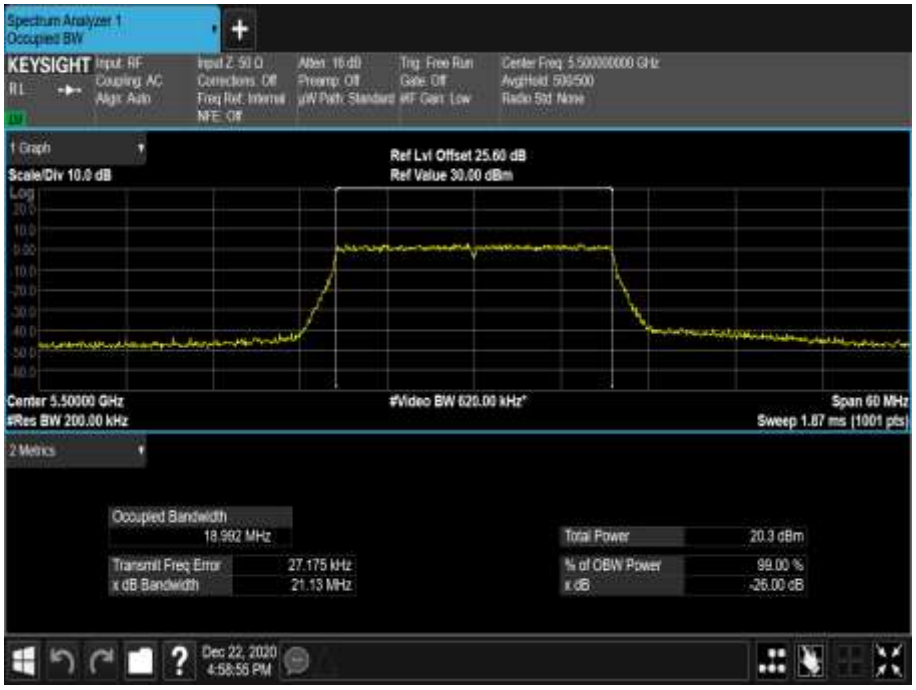

Figure 474 - 5500 MHz - 99% Occupied Bandwidth

Figure 475 - 5600 MHz - 26 dB Emission Bandwidth

Figure 476 - 5600 MHz - 99% Occupied Bandwidth

Figure 477 - 5700 MHz - 26 dB Emission Bandwidth

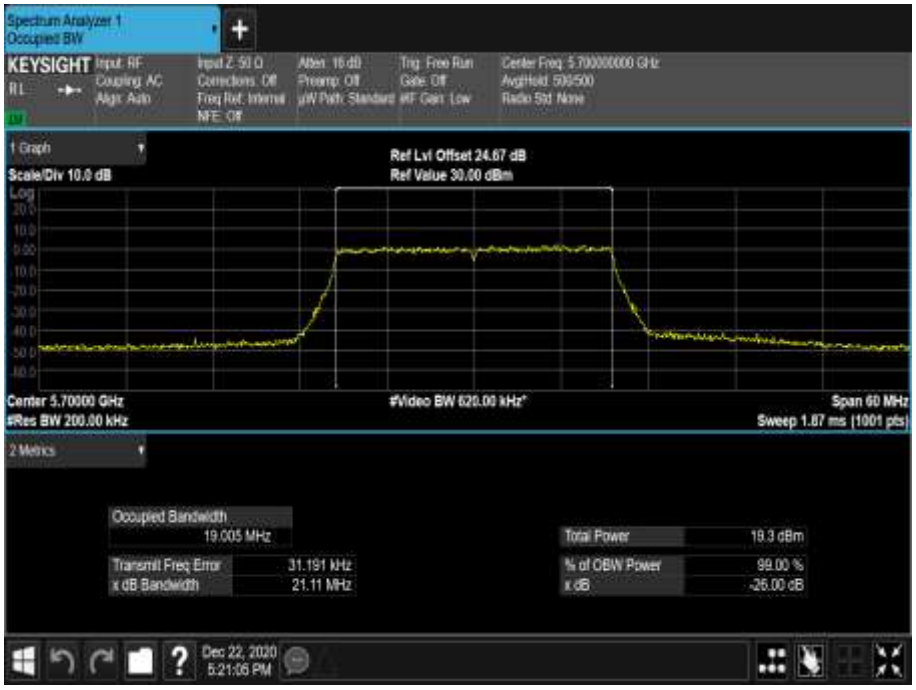

Figure 478 - 5700 MHz - 99% Occupied Bandwidth

Figure 479 - 5720 MHz - 26 dB Emission Bandwidth

Figure 480 - 5720 MHz - 99% Occupied Bandwidth

Channel	Bottom	Middle	Top	Straddle
Frequency (MHz)	5500	5600	5700	5720
26 dB Bandwidth (MHz)	21.660	21.720	21.600	15.800
99% Bandwidth (MHz)	18.989	19.012	19.011	19.006

Table 573 - 802.11ax / HE20 MCS7x1 / SU / MIMO CDD / Cores 0+1

Figure 481 - 5500 MHz - 26 dB Emission Bandwidth

Figure 482 - 5500 MHz - 99% Occupied Bandwidth

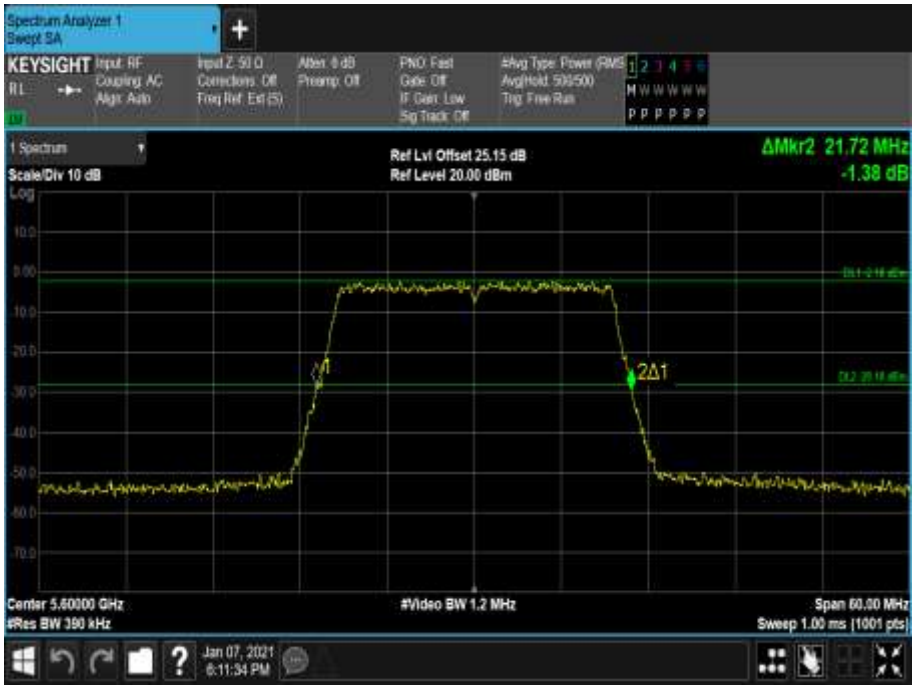

Figure 483 - 5600 MHz - 26 dB Emission Bandwidth

Figure 484 - 5600 MHz - 99% Occupied Bandwidth

Figure 485 - 5700 MHz - 26 dB Emission Bandwidth

Figure 486 - 5700 MHz - 99% Occupied Bandwidth

Figure 487 - 5720 MHz - 26 dB Emission Bandwidth

Figure 488 - 5720 MHz - 99% Occupied Bandwidth

Channel	Bottom	Middle	Top	Straddle
Frequency (MHz)	5500	5600	5700	5720
26 dB Bandwidth (MHz)	21.420	21.600	21.420	15.800
99% Bandwidth (MHz)	19.018	19.031	19.007	18.999

Table 574 - 802.11ax / HE20 MCS7x2 / SU / MIMO SDM / Cores 0+1

Figure 489 - 5500 MHz - 26 dB Emission Bandwidth

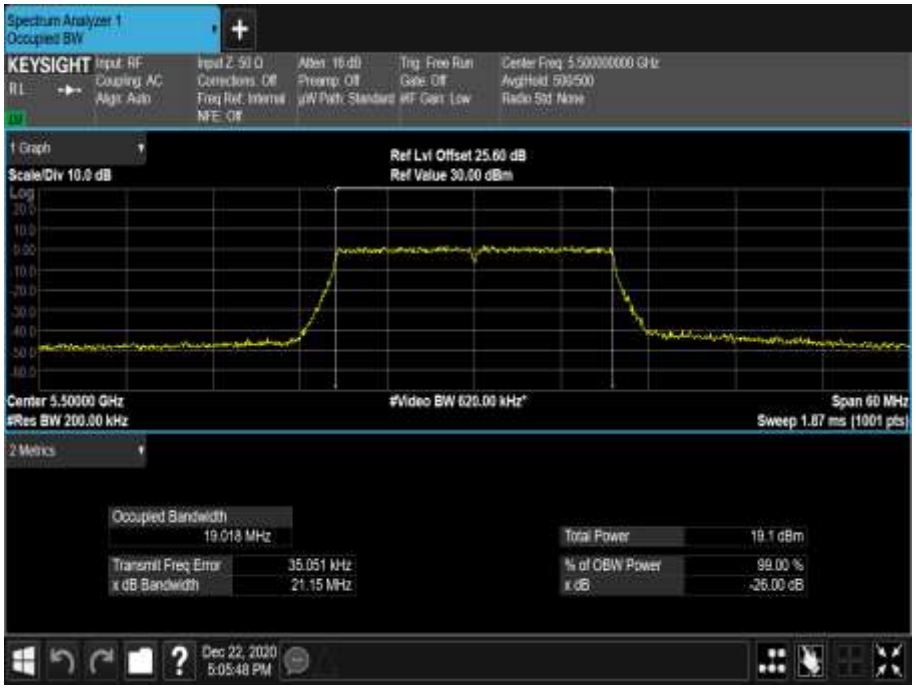

Figure 490 - 5500 MHz - 99% Occupied Bandwidth

Figure 491 - 5600 MHz - 26 dB Emission Bandwidth

Figure 492 - 5600 MHz - 99% Occupied Bandwidth

Figure 493 - 5700 MHz - 26 dB Emission Bandwidth

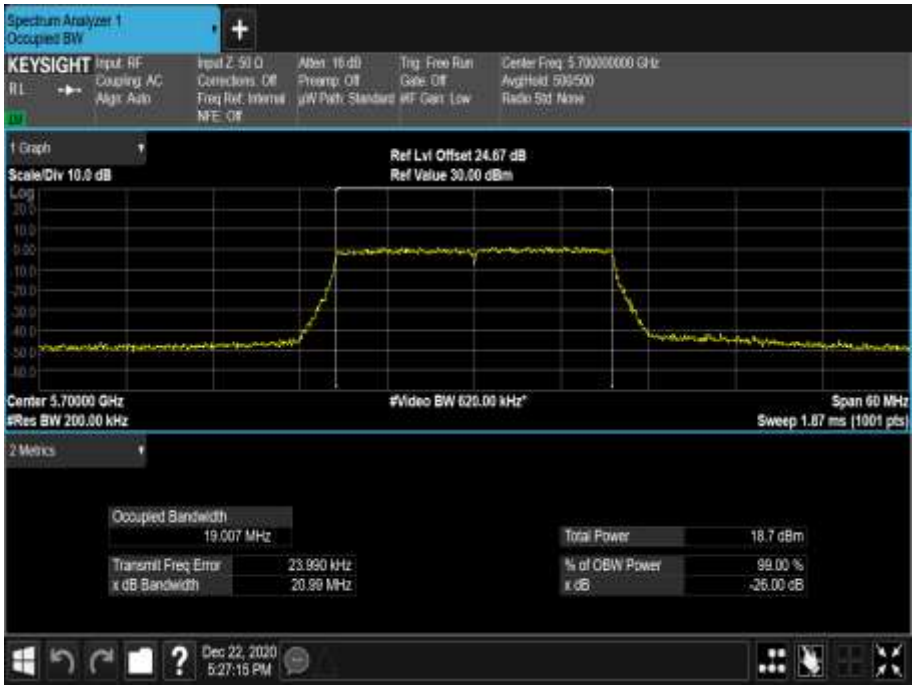

Figure 494 - 5700 MHz - 99% Occupied Bandwidth

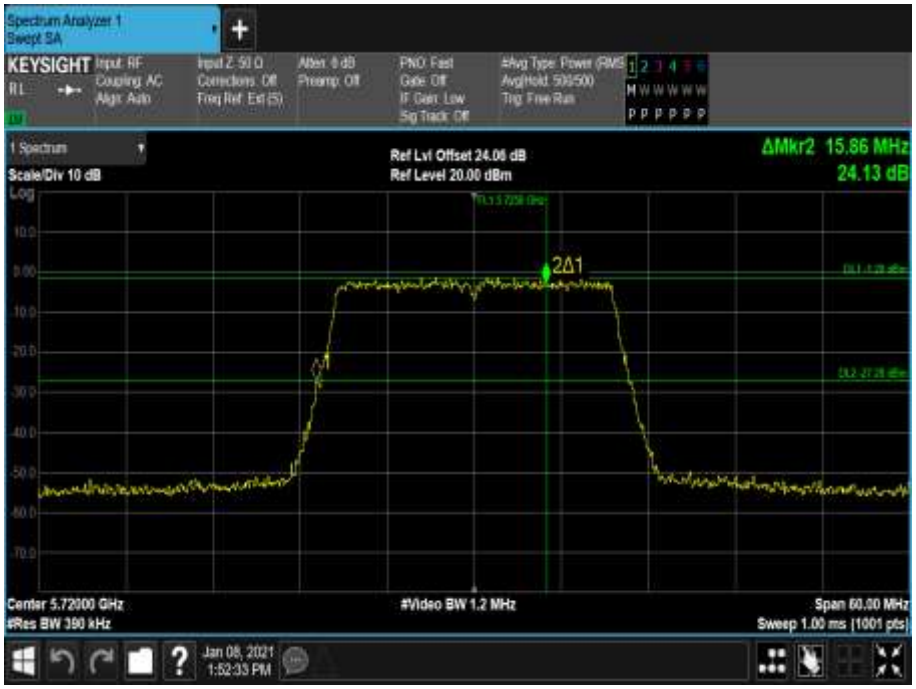

Figure 495 - 5720 MHz - 26 dB Emission Bandwidth

Figure 496 - 5720 MHz - 99% Occupied Bandwidth

Channel	Bottom	Middle	Top	Straddle
Frequency (MHz)	5510	5590	5670	5710
26 dB Bandwidth (MHz)	41.040	45.240	41.040	42.000
99% Bandwidth (MHz)	36.378	36.498	36.382	36.466

Table 575 - 802.11n / HT40 MCS7 / SISO / Core 0

Figure 497 - 5510 MHz - 26 dB Emission Bandwidth

Figure 498 - 5510 MHz - 99% Occupied Bandwidth

Figure 499 - 5590 MHz - 26 dB Emission Bandwidth

Figure 500 - 5590 MHz - 99% Occupied Bandwidth

Figure 501 - 5670 MHz - 26 dB Emission Bandwidth

Figure 502 - 5670 MHz - 99% Occupied Bandwidth

Figure 503 - 5710 MHz - 26 dB Emission Bandwidth

Figure 504 - 5710 MHz - 99% Occupied Bandwidth

Channel	Bottom	Middle	Top	Straddle
Frequency (MHz)	5510	5590	5670	5710
26 dB Bandwidth (MHz)	41.280	41.040	41.040	35.520
99% Bandwidth (MHz)	36.461	36.396	36.413	36.377

Table 576 - 802.11n / HT40 MCS7 / MIMO CDD / Cores 0+1

Figure 505 - 5510 MHz - 26 dB Emission Bandwidth

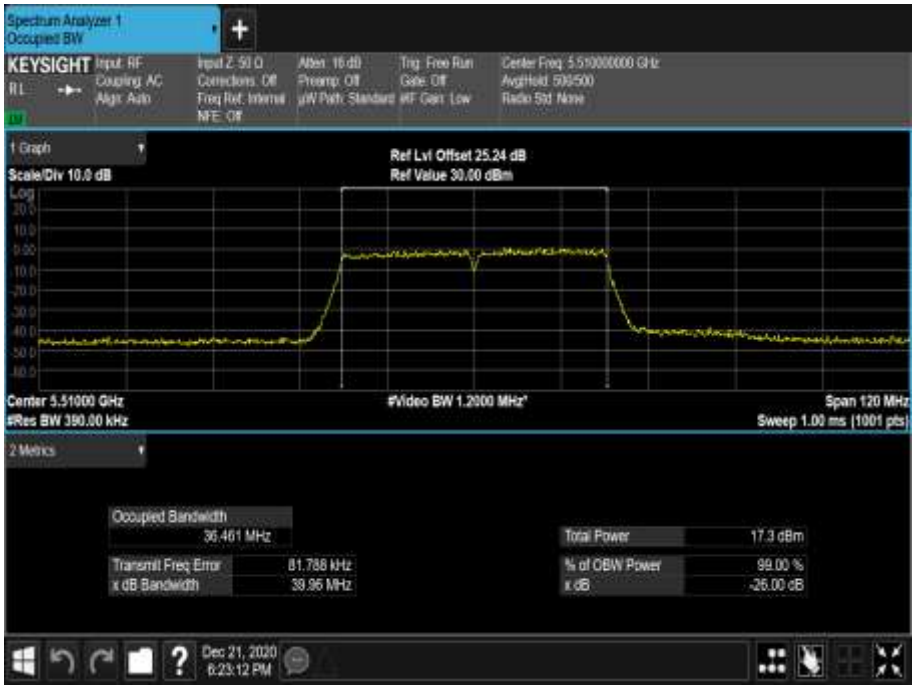

Figure 506 - 5510 MHz - 99% Occupied Bandwidth

Figure 507 - 5590 MHz - 26 dB Emission Bandwidth

Figure 508 - 5590 MHz - 99% Occupied Bandwidth

Figure 509 - 5670 MHz - 26 dB Emission Bandwidth

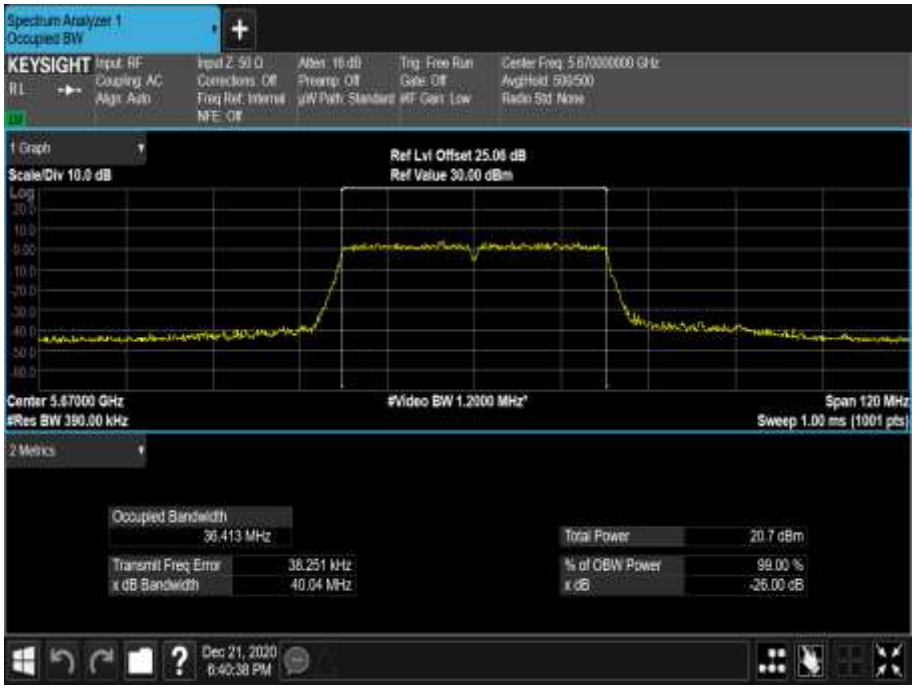

Figure 510 - 5670 MHz - 99% Occupied Bandwidth

Figure 511 - 5710 MHz - 26 dB Emission Bandwidth

Figure 512 - 5710 MHz - 99% Occupied Bandwidth

Channel	Bottom	Middle	Top	Straddle
Frequency (MHz)	5510	5590	5670	5710
26 dB Bandwidth (MHz)	40.920	71.040	41.280	43.320
99% Bandwidth (MHz)	36.394	36.613	36.450	36.649

Table 577 - 802.11n / HT40 MCS15 / MIMO SDM / Cores 0+1

Figure 513 - 5510 MHz - 26 dB Emission Bandwidth

Figure 514 - 5510 MHz - 99% Occupied Bandwidth

Figure 515 - 5590 MHz - 26 dB Emission Bandwidth

Figure 516 - 5590 MHz - 99% Occupied Bandwidth

Figure 517 - 5670 MHz - 26 dB Emission Bandwidth

Figure 518 - 5670 MHz - 99% Occupied Bandwidth

Figure 519 - 5710 MHz - 26 dB Emission Bandwidth

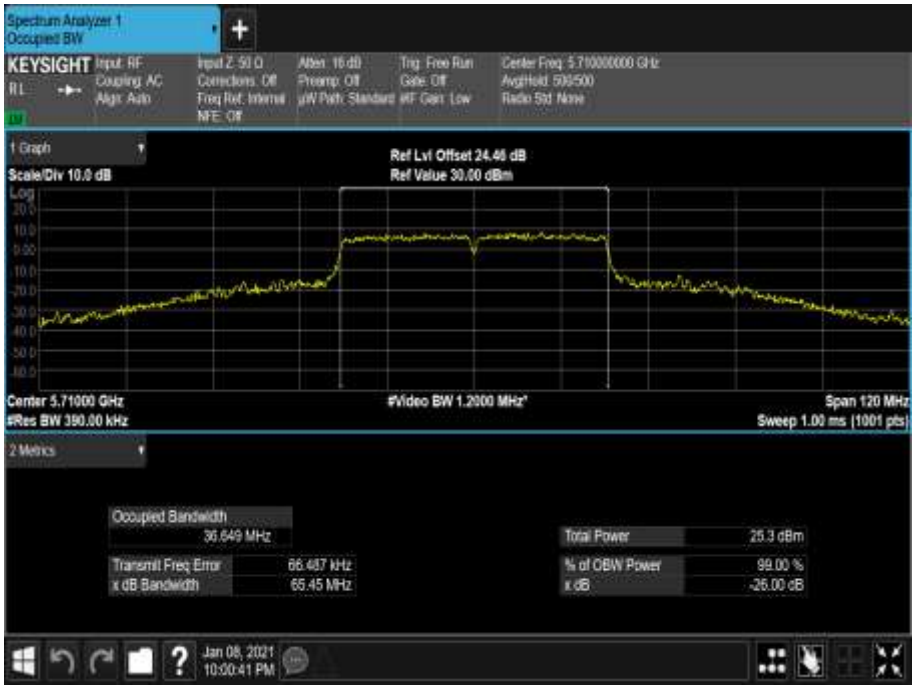

Figure 520 - 5710 MHz - 99% Occupied Bandwidth

Channel	Bottom	Middle	Top	Straddle
Frequency (MHz)	5510	5590	5670	5710
26 dB Bandwidth (MHz)	41.040	40.920	40.920	35.280
99% Bandwidth (MHz)	36.363	36.369	36.419	36.357

Table 578 - 802.11ac / VHT40 MCS7x1 / MIMO TxBF / Cores 0+1

Figure 521 - 5510 MHz - 26 dB Emission Bandwidth

Figure 522 - 5510 MHz - 99% Occupied Bandwidth

Figure 523 - 5590 MHz - 26 dB Emission Bandwidth

Figure 524 - 5590 MHz - 99% Occupied Bandwidth

Figure 525 - 5670 MHz - 26 dB Emission Bandwidth

Figure 526 - 5670 MHz - 99% Occupied Bandwidth

Figure 527 - 5710 MHz - 26 dB Emission Bandwidth

Figure 528 - 5710 MHz - 99% Occupied Bandwidth

Channel	Bottom	Middle	Top	Straddle
Frequency (MHz)	5510	5590	5670	5710
26 dB Bandwidth (MHz)	41.520	41.520	41.040	37.680
99% Bandwidth (MHz)	37.764	37.886	37.815	37.818

Table 579 - 802.11ax / HE40 MCS7x1 / SU / SISO / Core 0

Figure 529 - 5510 MHz - 26 dB Emission Bandwidth

Figure 530 - 5510 MHz - 99% Occupied Bandwidth

Figure 531 - 5590 MHz - 26 dB Emission Bandwidth

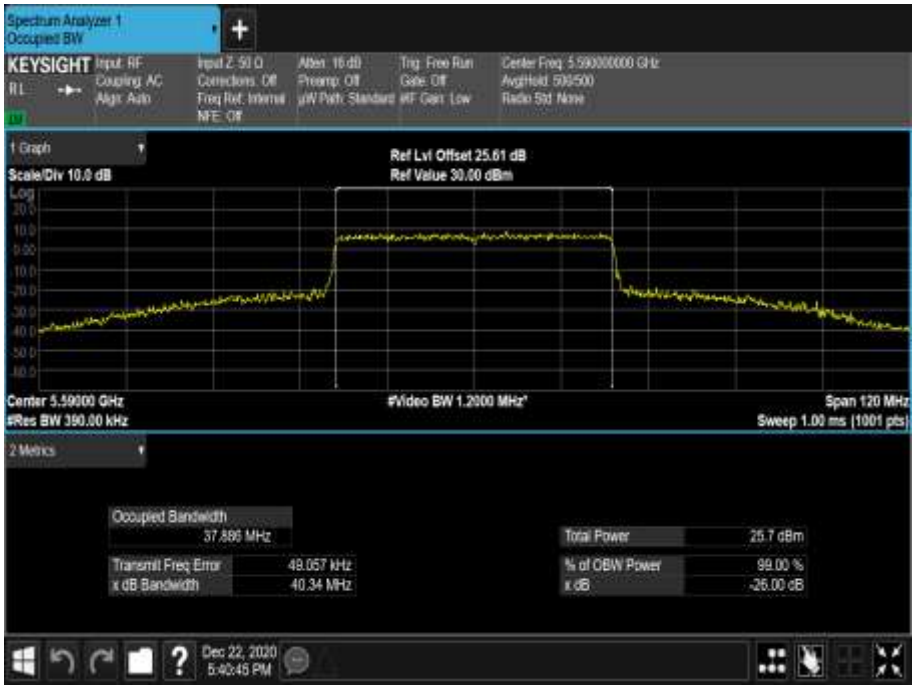

Figure 532 - 5590 MHz - 99% Occupied Bandwidth

Figure 533 - 5670 MHz - 26 dB Emission Bandwidth

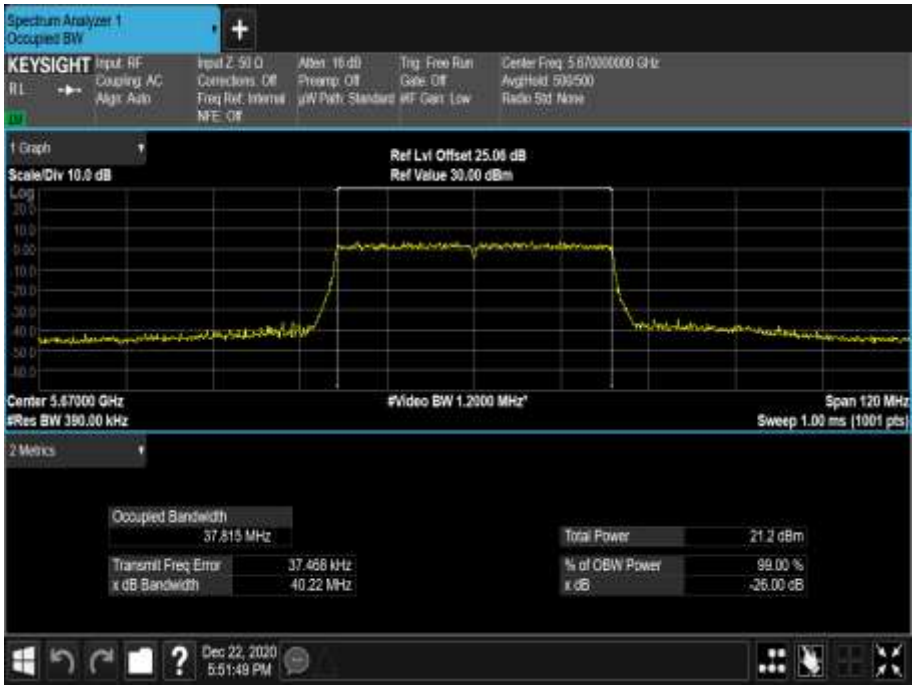

Figure 534 - 5670 MHz - 99% Occupied Bandwidth

Figure 535 - 5710 MHz - 26 dB Emission Bandwidth

Figure 536 - 5710 MHz - 99% Occupied Bandwidth

Channel	Bottom	Middle	Top	Straddle
Frequency (MHz)	5510	5590	5670	5710
26 dB Bandwidth (MHz)	41.160	41.040	41.280	35.400
99% Bandwidth (MHz)	37.760	37.737	37.739	37.753

Table 580 - 802.11ax / HE40 MCS7x1 / SU / MIMO CDD / Cores 0+1

Figure 537 - 5510 MHz - 26 dB Emission Bandwidth

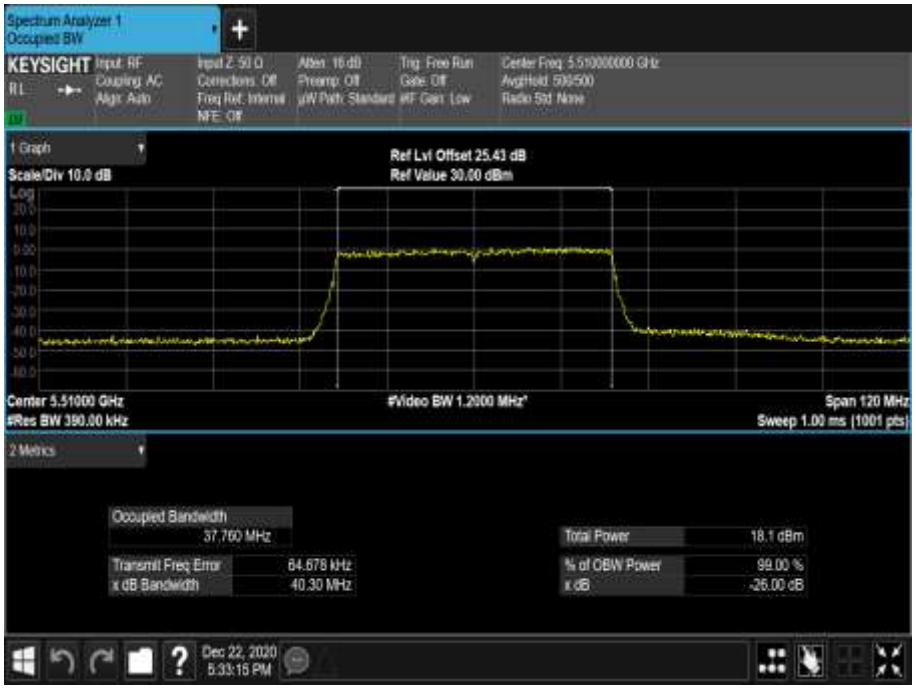

Figure 538 - 5510 MHz - 99% Occupied Bandwidth

Figure 539 - 5590 MHz - 26 dB Emission Bandwidth

Figure 540 - 5590 MHz - 99% Occupied Bandwidth

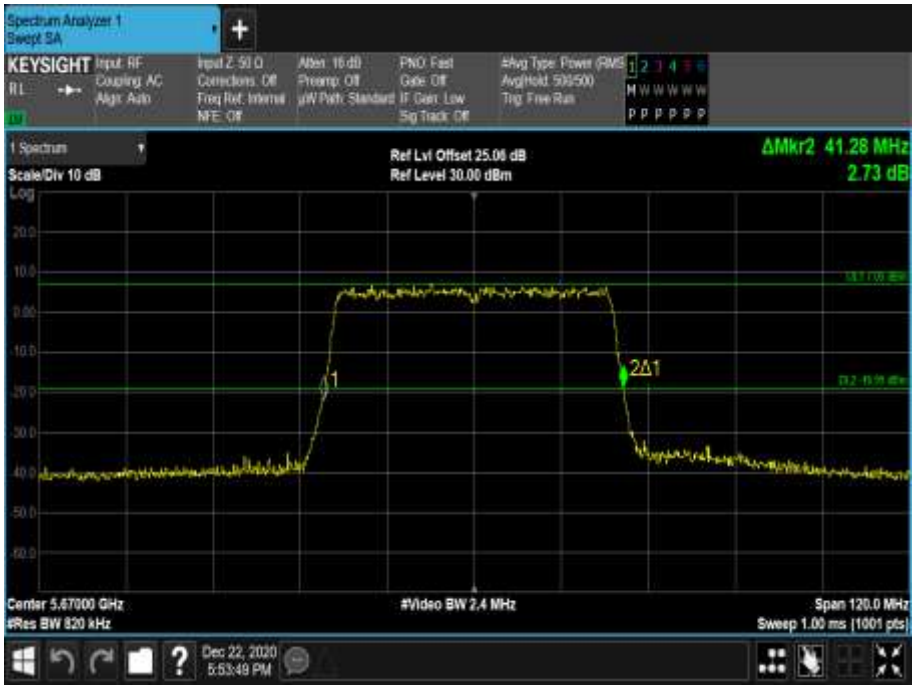

Figure 541 - 5670 MHz - 26 dB Emission Bandwidth

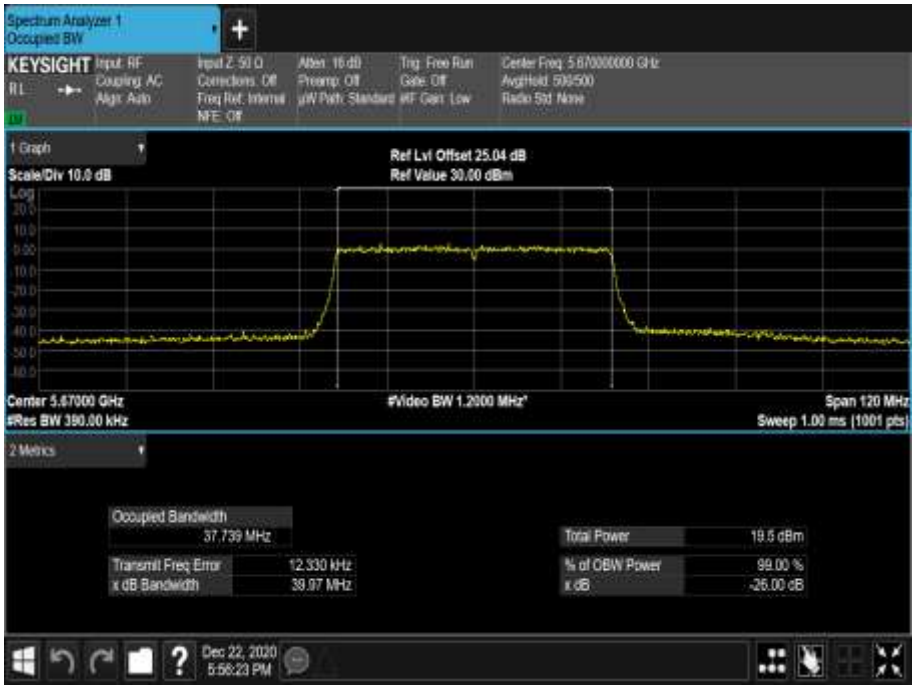

Figure 542 - 5670 MHz - 99% Occupied Bandwidth

Figure 543 - 5710 MHz - 26 dB Emission Bandwidth

Figure 544 - 5710 MHz - 99% Occupied Bandwidth

Channel	Bottom	Middle	Top	Straddle
Frequency (MHz)	5510	5590	5670	5710
26 dB Bandwidth (MHz)	41.160	68.880	41.400	51.600
99% Bandwidth (MHz)	37.772	38.084	37.833	38.035

Table 581 - 802.11ax / HE40 MCS7x2 / SU / MIMO SDM / Cores 0+1

Figure 545 - 5510 MHz - 26 dB Emission Bandwidth

Figure 546 - 5510 MHz - 99% Occupied Bandwidth

Figure 547 - 5590 MHz - 26 dB Emission Bandwidth

Figure 548 - 5590 MHz - 99% Occupied Bandwidth

Figure 549 - 5670 MHz - 26 dB Emission Bandwidth

Figure 550 - 5670 MHz - 99% Occupied Bandwidth

Figure 551 - 5710 MHz - 26 dB Emission Bandwidth

Figure 552 - 5710 MHz - 99% Occupied Bandwidth

Channel	Bottom	Top	Straddle
Frequency (MHz)	5530	5610	5690
26 dB Bandwidth (MHz)	82.320	83.280	76.040
99% Bandwidth (MHz)	75.826	76.073	76.015

Table 582 - 802.11ac / VHT80 MCS7x1 / SISO / Core 0

Figure 553 - 5530 MHz - 26 dB Emission Bandwidth

Figure 554 - 5530 MHz - 99% Occupied Bandwidth

Figure 555 - 5610 MHz - 26 dB Emission Bandwidth

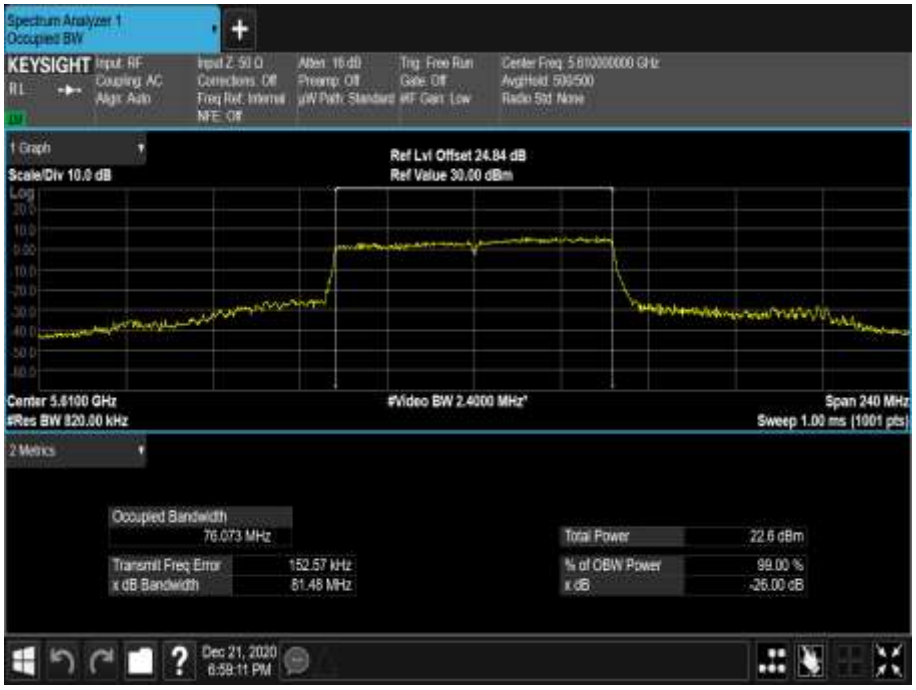

Figure 556 - 5610 MHz - 99% Occupied Bandwidth

Figure 557 - 5690 MHz - 26 dB Emission Bandwidth

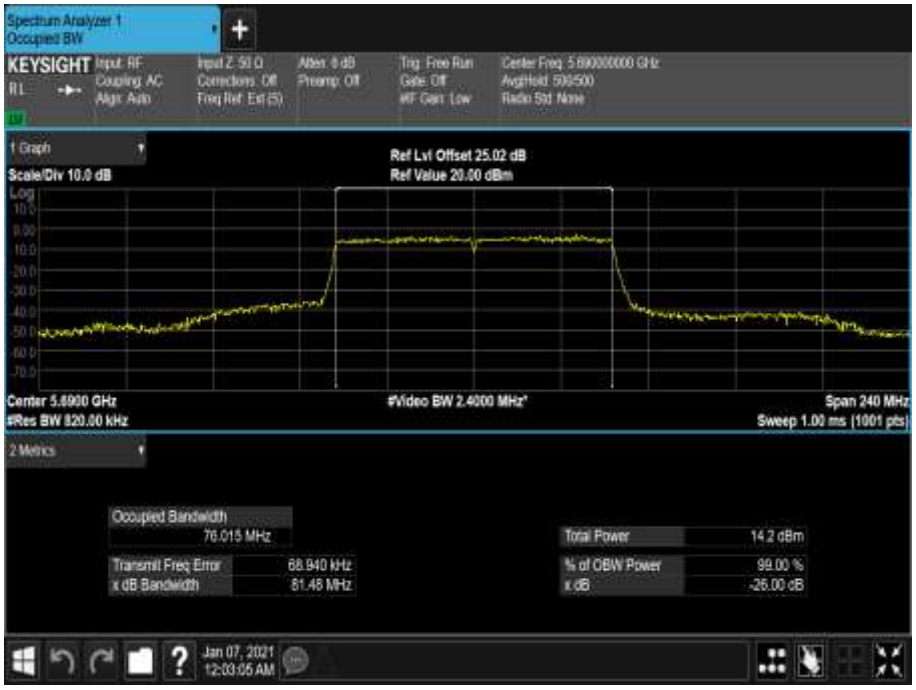

Figure 558 - 5690 MHz - 99% Occupied Bandwidth

Channel	Bottom	Top	Straddle
Frequency (MHz)	5530	5610	5690
26 dB Bandwidth (MHz)	82.320	83.040	75.800
99% Bandwidth (MHz)	76.028	76.170	76.196

Table 583 - 802.11ac / VHT80 MCS7x1 / MIMO CDD / Cores 0+1

Figure 559 - 5530 MHz - 26 dB Emission Bandwidth

Figure 560 - 5530 MHz - 99% Occupied Bandwidth

Figure 561 - 5610 MHz - 26 dB Emission Bandwidth

Figure 562 - 5610 MHz - 99% Occupied Bandwidth

Figure 563 - 5690 MHz - 26 dB Emission Bandwidth

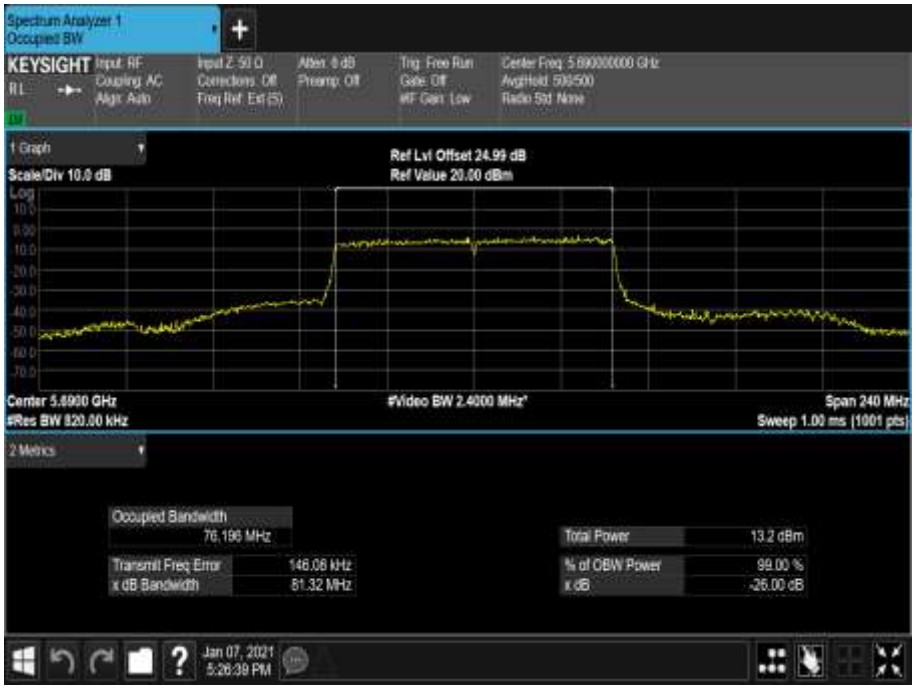

Figure 564 - 5690 MHz - 99% Occupied Bandwidth

Channel	Bottom	Top	Straddle
Frequency (MHz)	5530	5610	5690
26 dB Bandwidth (MHz)	82.080	107.760	97.400
99% Bandwidth (MHz)	75.811	76.220	76.492

Table 584 - 802.11ac / VHT80 MCS7x2 / MIMO SDM / Cores 0+1

Figure 565 - 5530 MHz - 26 dB Emission Bandwidth

Figure 566 - 5530 MHz - 99% Occupied Bandwidth

Figure 567 - 5610 MHz - 26 dB Emission Bandwidth

Figure 568 - 5610 MHz - 99% Occupied Bandwidth

Figure 569 - 5690 MHz - 26 dB Emission Bandwidth

Figure 570 - 5690 MHz - 99% Occupied Bandwidth

Channel	Bottom	Top	Straddle
Frequency (MHz)	5530	5610	5690
26 dB Bandwidth (MHz)	82.560	82.320	76.280
99% Bandwidth (MHz)	76.053	75.938	76.004

Table 585 - 802.11ac / VHT80 MCS7x1 / MIMO TxBF / Cores 0+1

Figure 571 - 5530 MHz - 26 dB Emission Bandwidth

Figure 572 - 5530 MHz - 99% Occupied Bandwidth

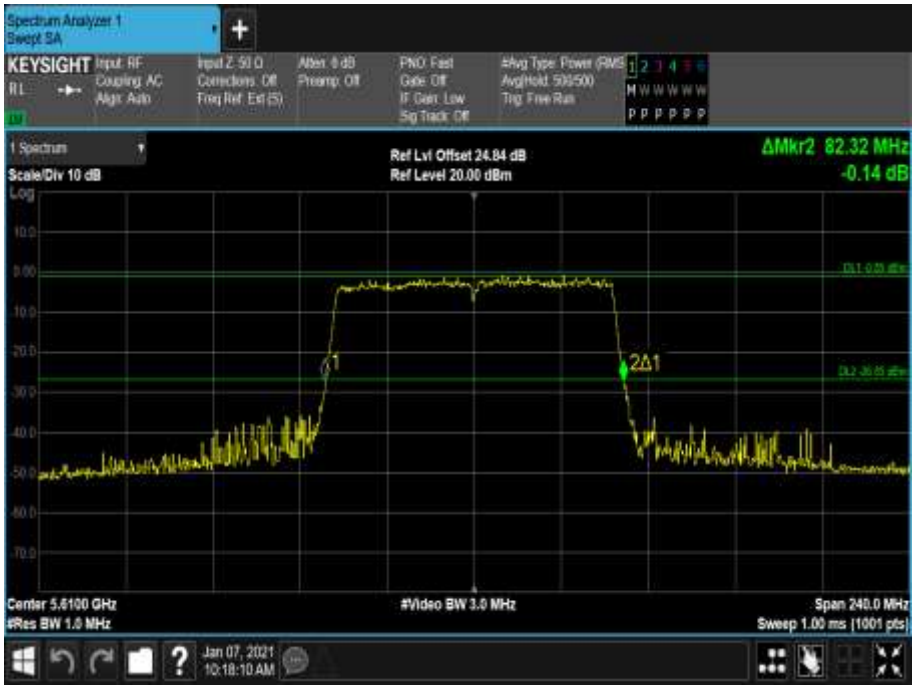

Figure 573 - 5610 MHz - 26 dB Emission Bandwidth

Figure 574 - 5610 MHz - 99% Occupied Bandwidth

Figure 575 - 5690 MHz - 26 dB Emission Bandwidth

Figure 576 - 5690 MHz - 99% Occupied Bandwidth

Channel	Bottom	Top	Straddle
Frequency (MHz)	5530	5610	5690
26 dB Bandwidth (MHz)	81.840	82.320	76.040
99% Bandwidth (MHz)	77.001	77.415	77.315

Table 586 - 802.11ax / HE80 MCS7x1 / SU / SISO / Core 0

Figure 577 - 5530 MHz - 26 dB Emission Bandwidth

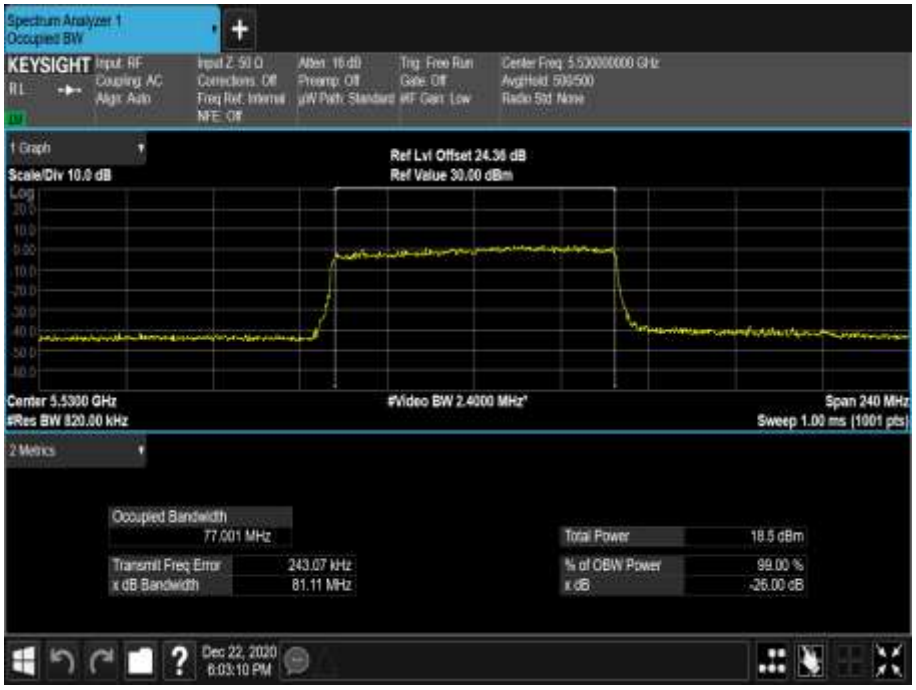

Figure 578 - 5530 MHz - 99% Occupied Bandwidth

Figure 579 - 5610 MHz - 26 dB Emission Bandwidth

Figure 580 - 5610 MHz - 99% Occupied Bandwidth

Figure 581 - 5690 MHz - 26 dB Emission Bandwidth

Figure 582 - 5690 MHz - 99% Occupied Bandwidth

Channel	Bottom	Top	Straddle
Frequency (MHz)	5530	5610	5690
26 dB Bandwidth (MHz)	82.560	82.800	76.040
99% Bandwidth (MHz)	77.072	77.308	77.393

Table 587 - 802.11ax / HE80 MCS7x1 / SU / MIMO CDD / Cores 0+1

Figure 583 - 5530 MHz - 26 dB Emission Bandwidth

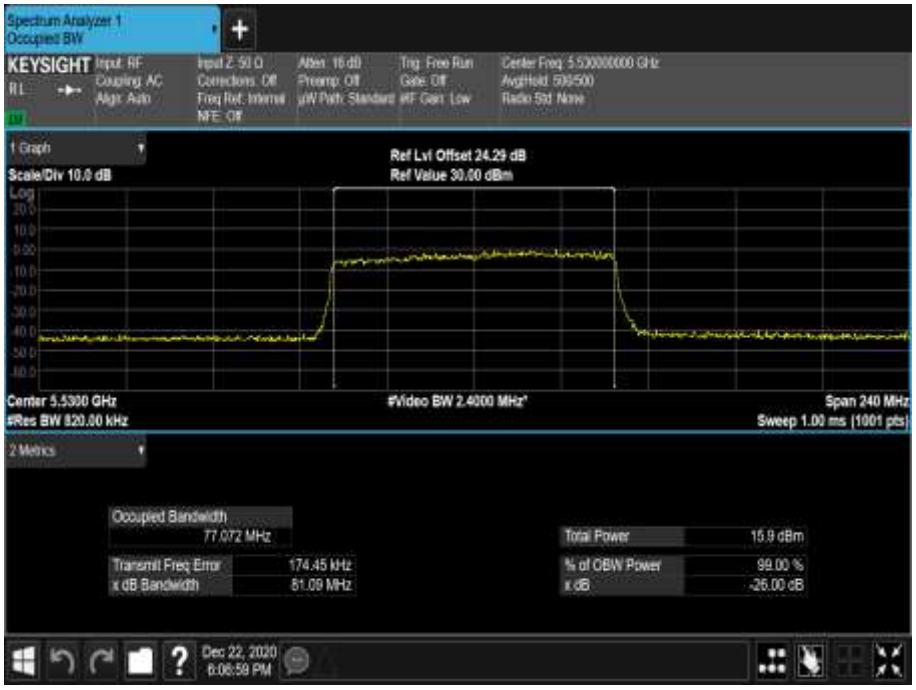

Figure 584 - 5530 MHz - 99% Occupied Bandwidth

Figure 585 - 5610 MHz - 26 dB Emission Bandwidth

Figure 586 - 5610 MHz - 99% Occupied Bandwidth

Figure 587 - 5690 MHz - 26 dB Emission Bandwidth

Figure 588 - 5690 MHz - 99% Occupied Bandwidth

Channel	Bottom	Top	Straddle
Frequency (MHz)	5530	5610	5690
26 dB Bandwidth (MHz)	82.320	82.560	93.320
99% Bandwidth (MHz)	77.172	77.324	77.742

Table 588 - 802.11ax / HE80 MCS7x2 / SU / MIMO SDM / Cores 0+1

Figure 589 - 5530 MHz - 26 dB Emission Bandwidth

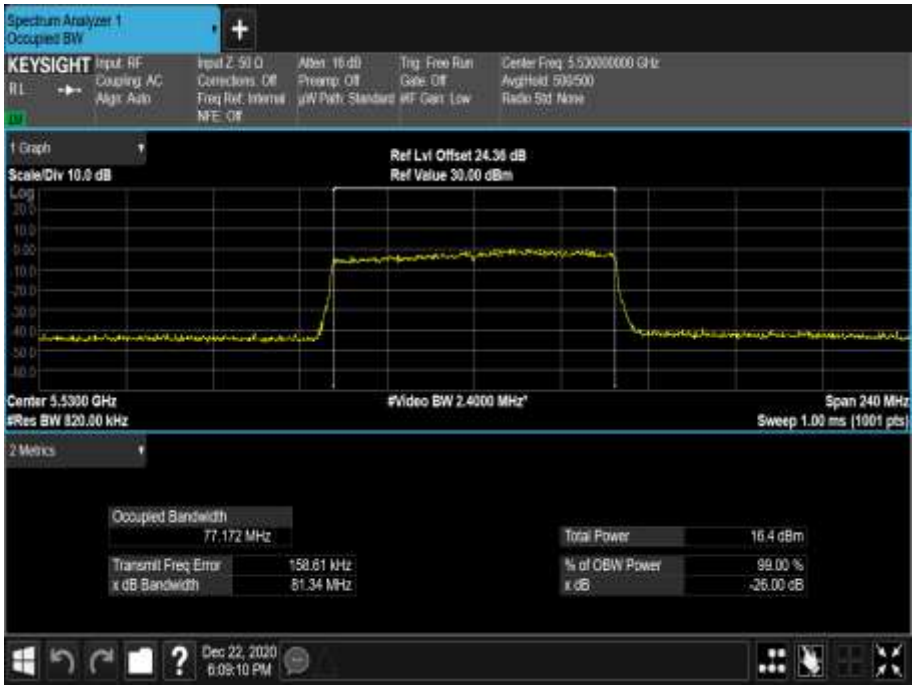

Figure 590 - 5530 MHz - 99% Occupied Bandwidth

Figure 591 - 5610 MHz - 26 dB Emission Bandwidth

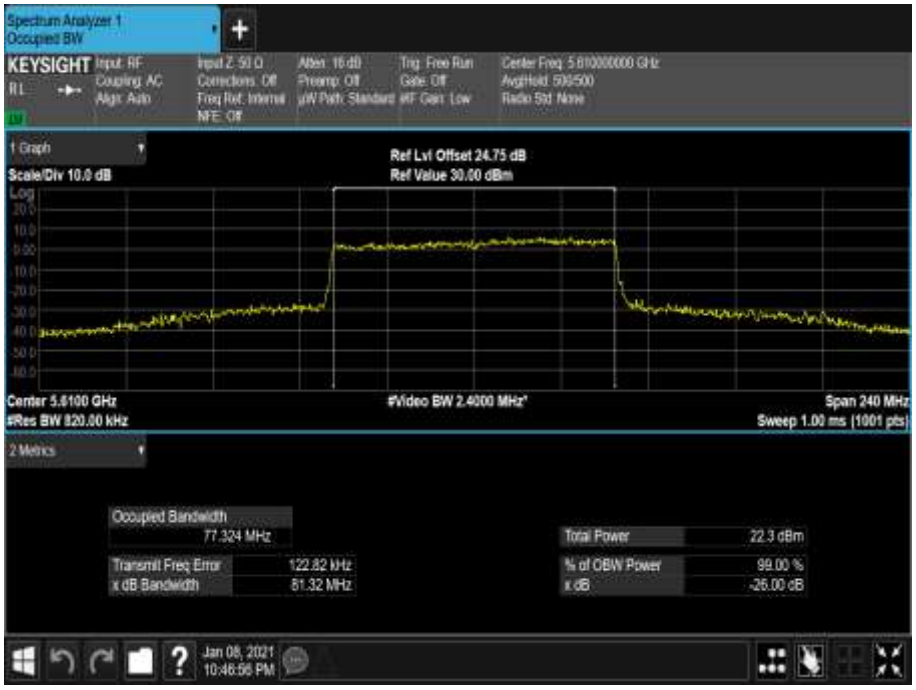

Figure 592 - 5610 MHz - 99% Occupied Bandwidth

Figure 593 - 5690 MHz - 26 dB Emission Bandwidth

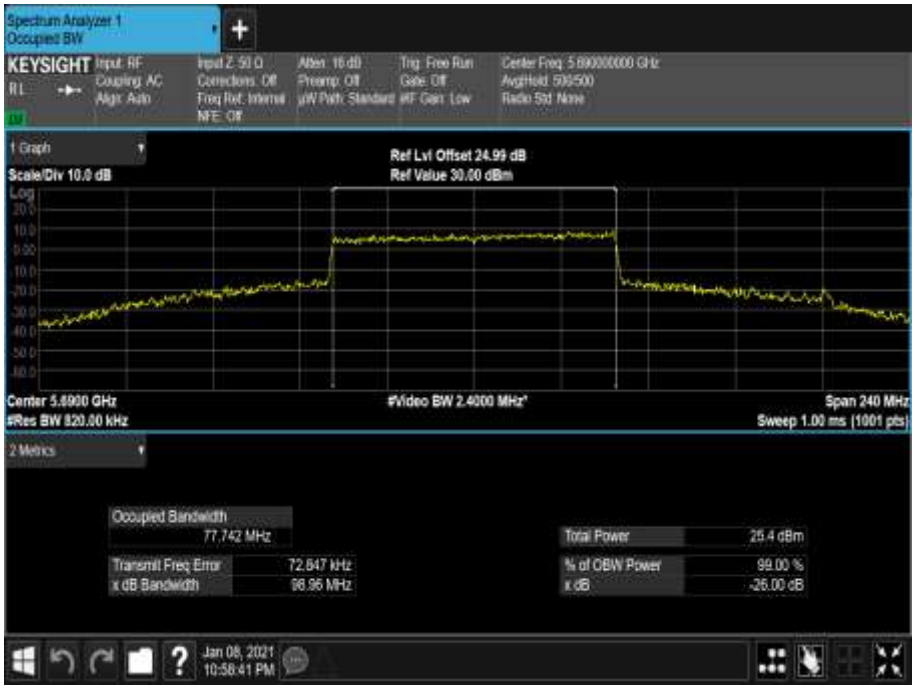

Figure 594 - 5690 MHz - 99% Occupied Bandwidth

U-NII-3

Channel	Straddle	Bottom	Middle	Top
Frequency (MHz)	5720	5745	5785	5825
6 dB Bandwidth (MHz)	3.940	17.820	17.820	17.820
26 dB Bandwidth (MHz)	5.680	26.460	30.240	28.560
99% Bandwidth (MHz)	17.758	17.851	17.873	17.868

Table 589 - 802.11n / HT20 MCS7 / SISO / Core 0

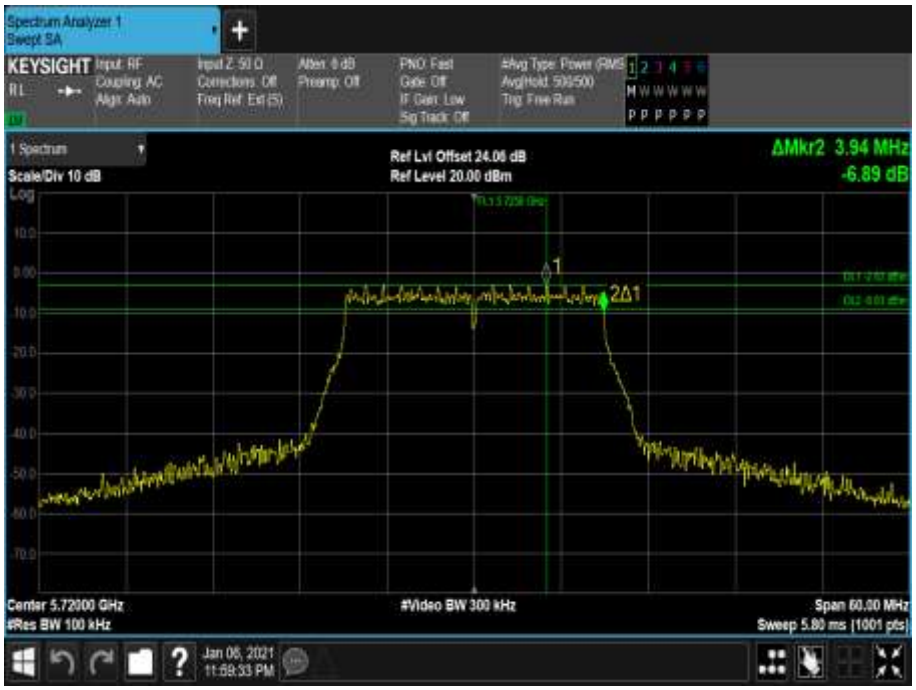

Figure 595 - 5720 MHz - 6 dB DTS Bandwidth

Figure 596 - 5720 MHz - 26 dB Emission Bandwidth

Figure 597 - 5720 MHz - 99% Occupied Bandwidth

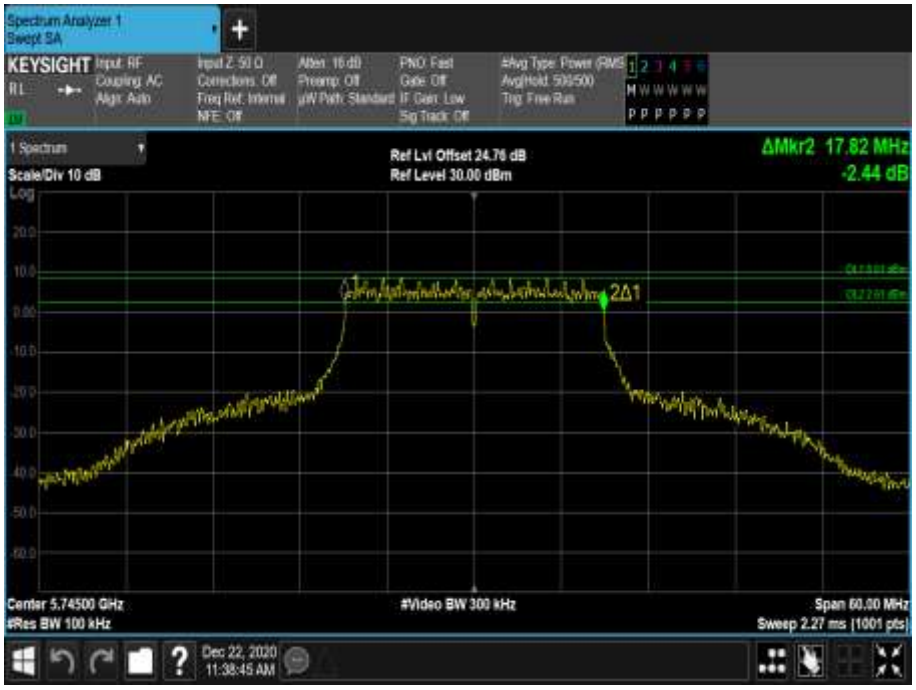

Figure 598 - 5745 MHz - 6 dB DTS Bandwidth

Figure 599 - 5745 MHz - 26 dB Emission Bandwidth

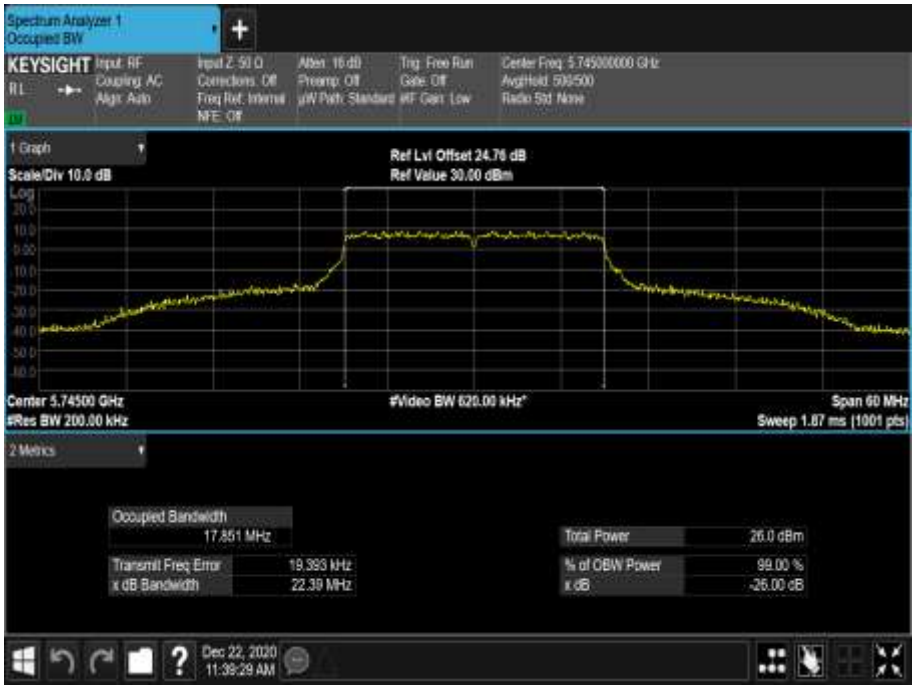

Figure 600 - 5745 MHz - 99% Occupied Bandwidth

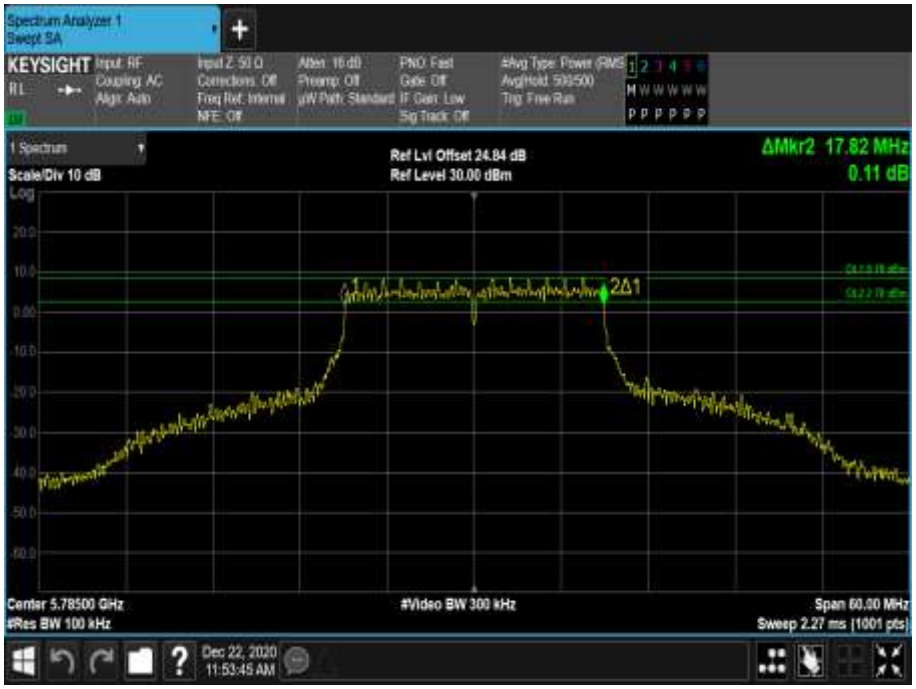

Figure 601 - 5785 MHz - 6 dB DTS Bandwidth

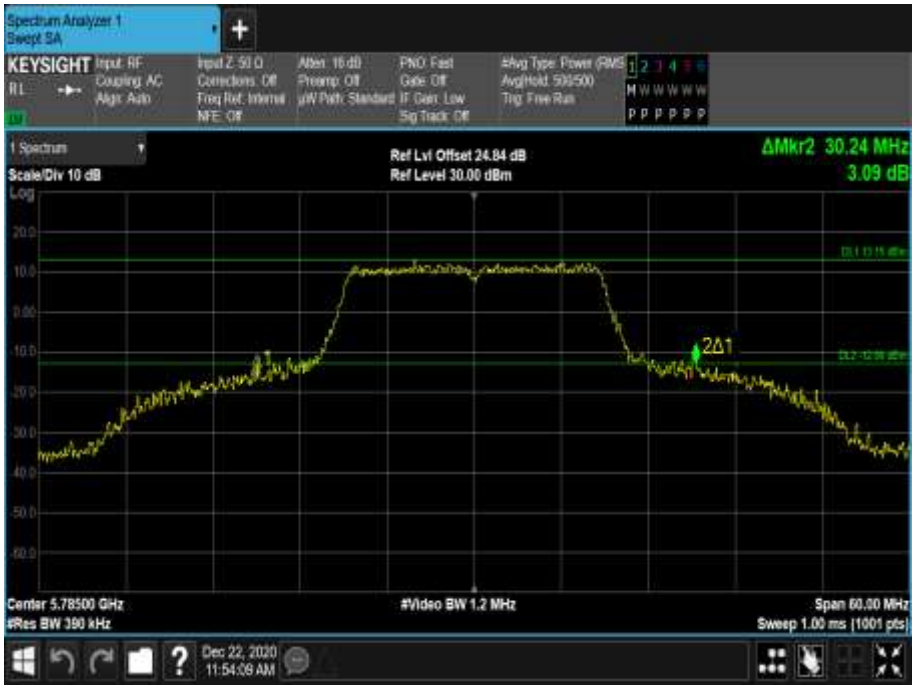

Figure 602 - 5785 MHz - 26 dB Emission Bandwidth

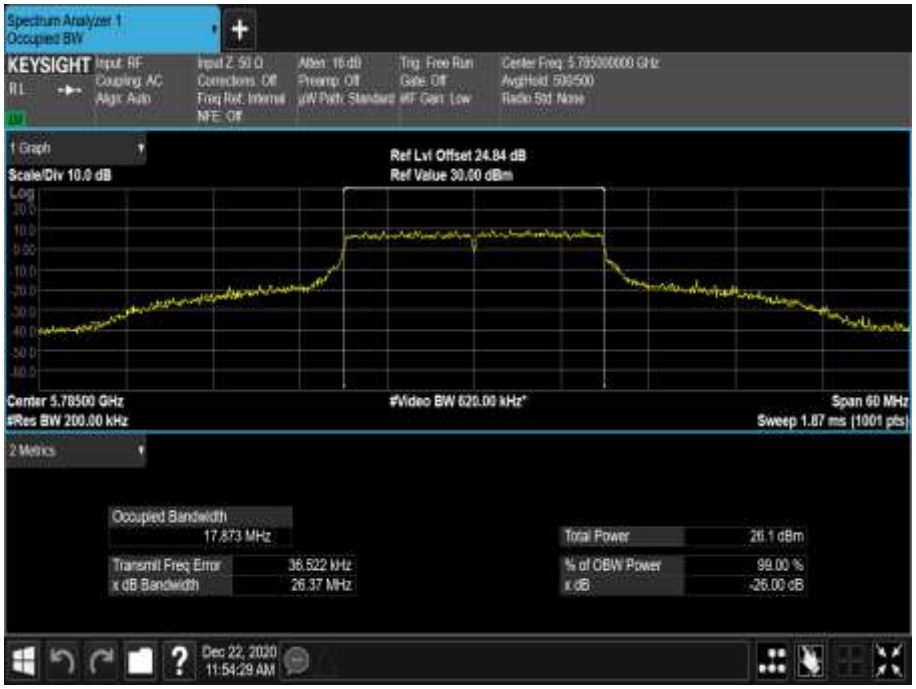

Figure 603 - 5785 MHz - 99% Occupied Bandwidth

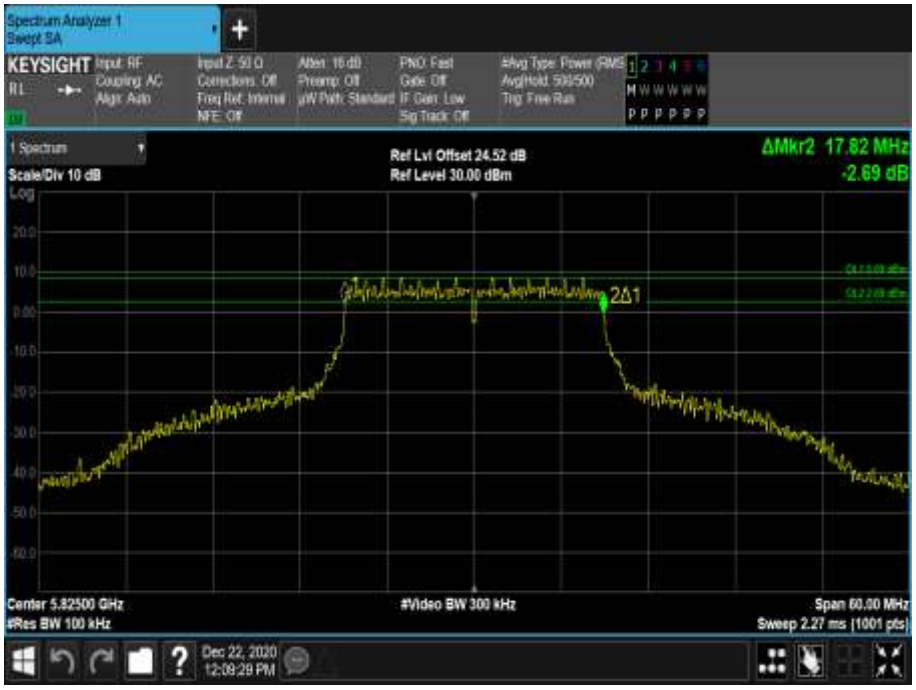

Figure 604 - 5825 MHz - 6 dB DTS Bandwidth

Figure 605 - 5825 MHz - 26 dB Emission Bandwidth

Figure 606 - 5825 MHz - 99% Occupied Bandwidth

Channel	Straddle	Bottom	Middle	Top
Frequency (MHz)	5720	5745	5785	5825
6 dB Bandwidth (MHz)	3.940	17.820	17.760	17.820
26 dB Bandwidth (MHz)	5.680	27.420	29.640	21.600
99% Bandwidth (MHz)	17.777	17.877	17.870	17.785

Table 590 - 802.11n / HT20 MCS7 / MIMO CDD / Cores 0+1

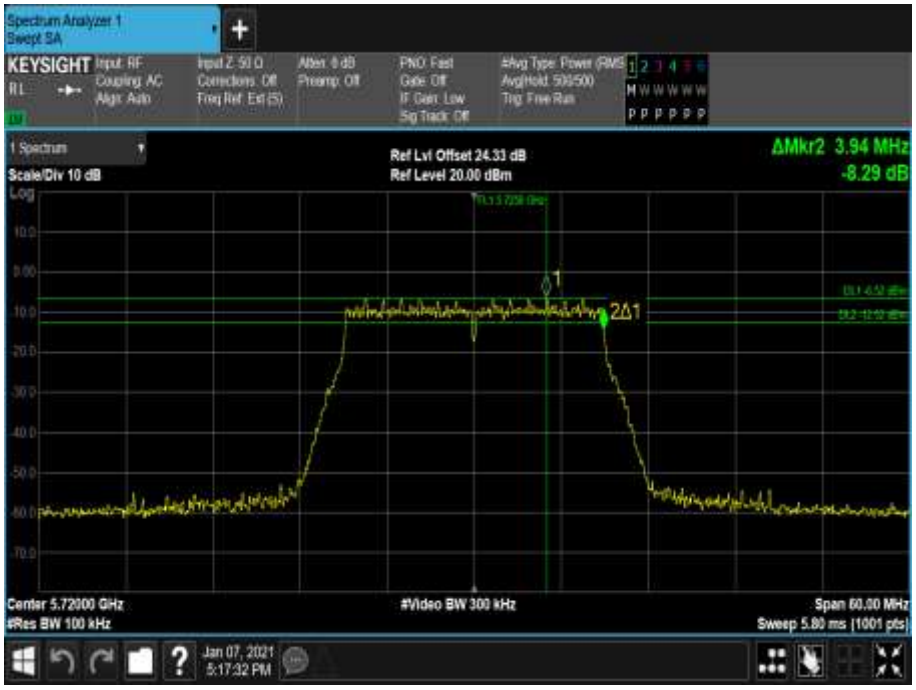

Figure 607 - 5720 MHz - 6 dB DTS Bandwidth

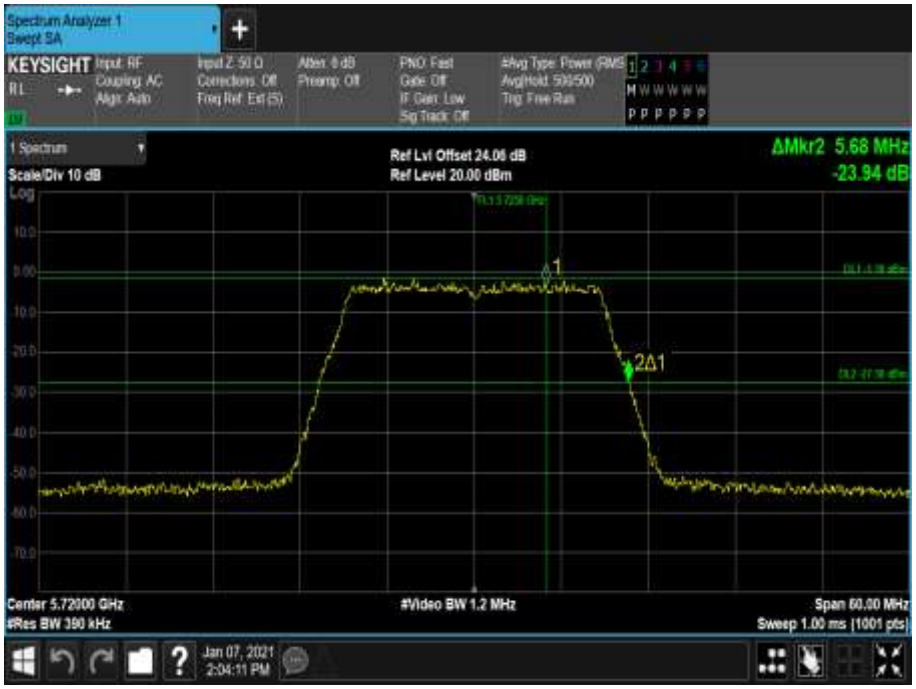

Figure 608 - 5720 MHz - 26 dB Emission Bandwidth

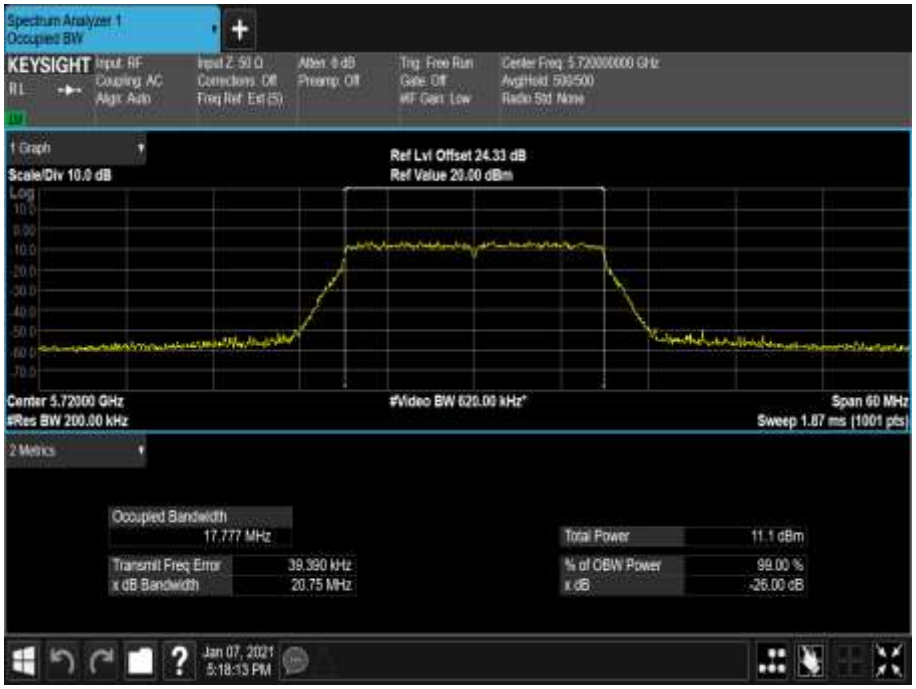

Figure 609 - 5720 MHz - 99% Occupied Bandwidth

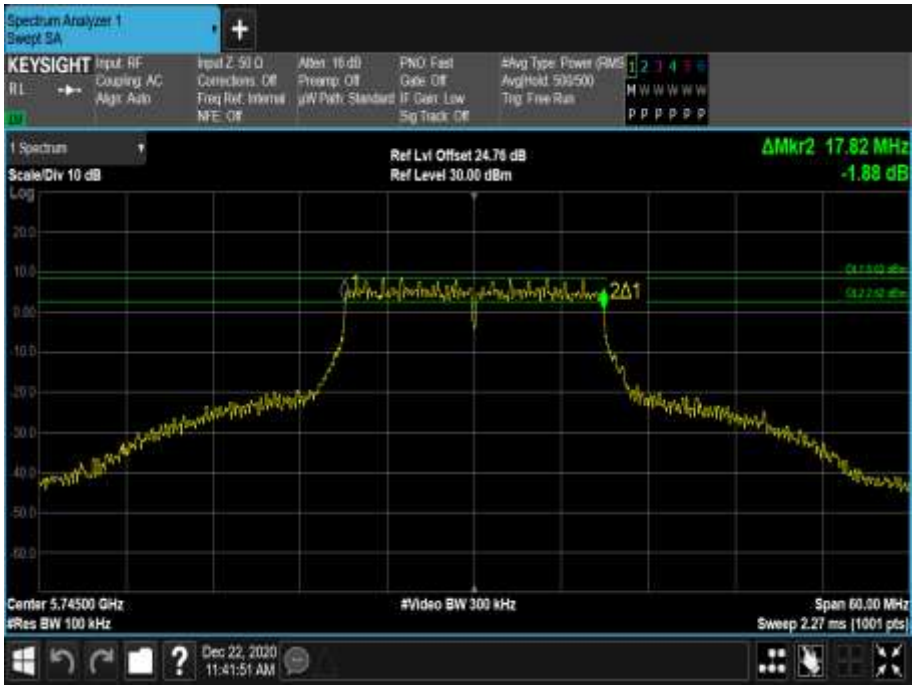

Figure 610 - 5745 MHz - 6 dB DTS Bandwidth

Figure 611 - 5745 MHz - 26 dB Emission Bandwidth

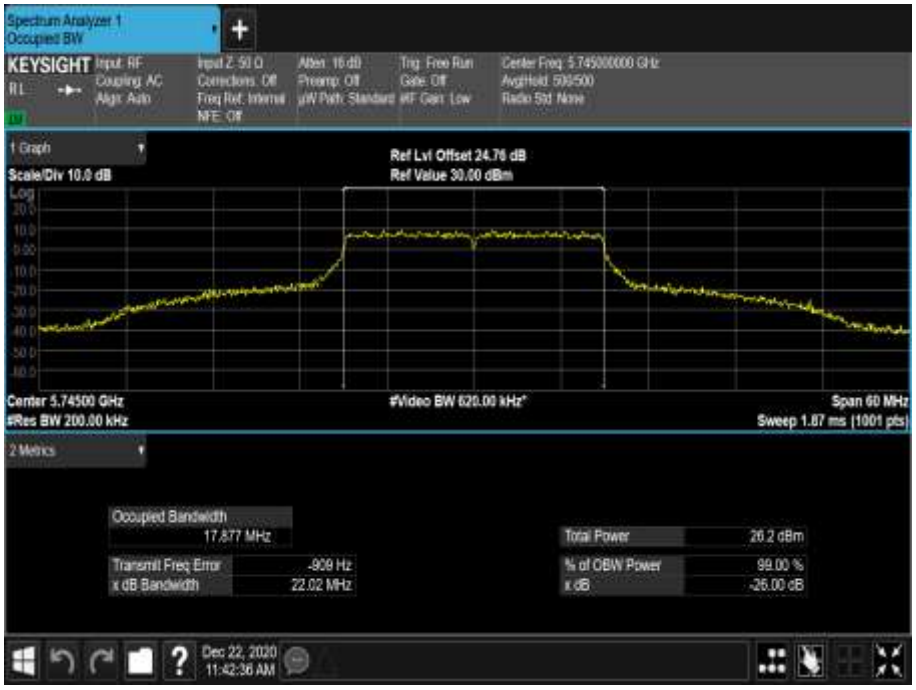

Figure 612 - 5745 MHz - 99% Occupied Bandwidth

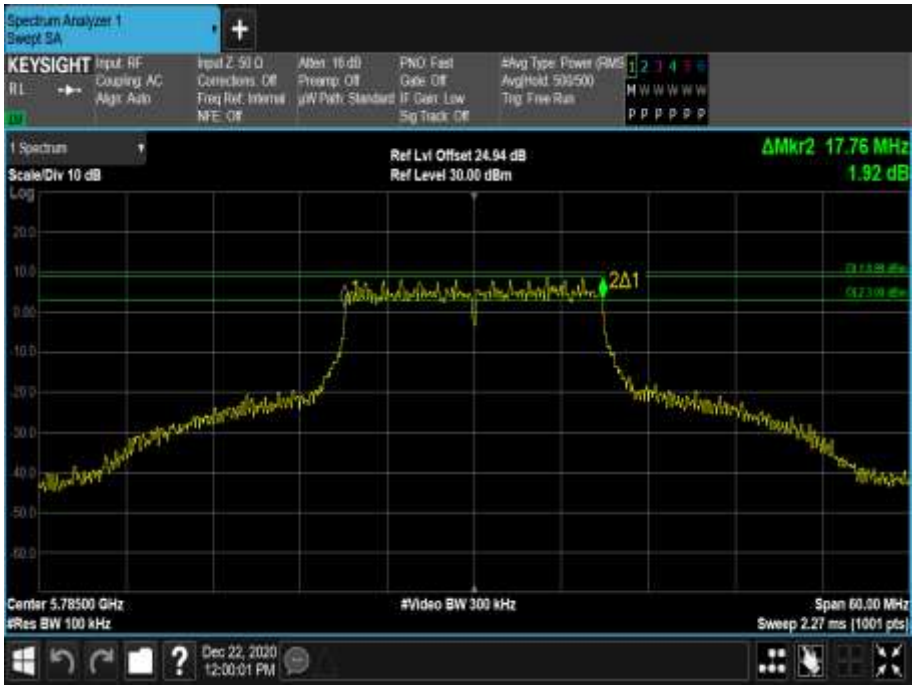

Figure 613 - 5785 MHz - 6 dB DTS Bandwidth

Figure 614 - 5785 MHz - 26 dB Emission Bandwidth

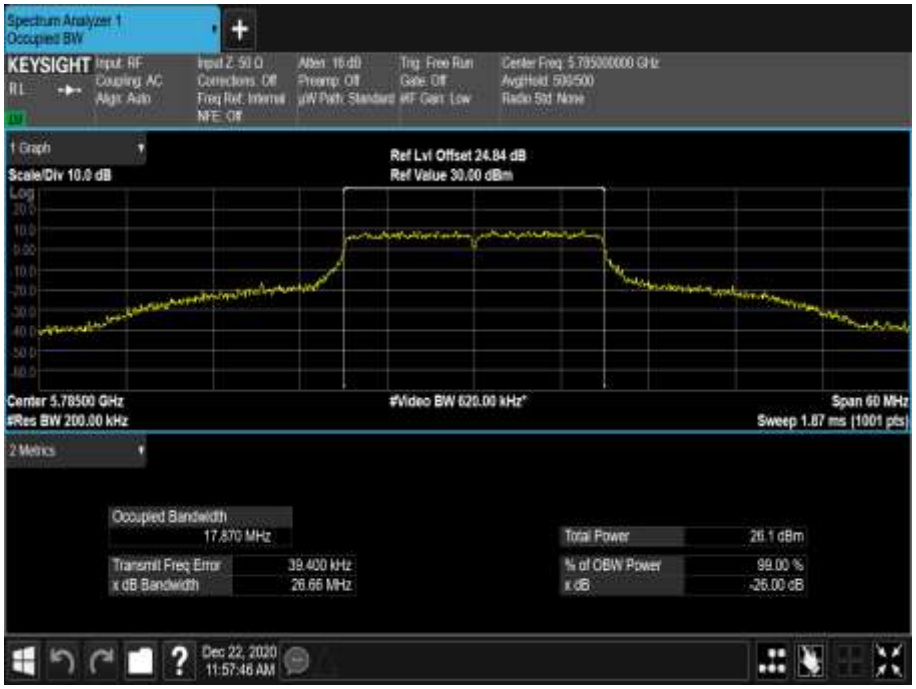

Figure 615 - 5785 MHz - 99% Occupied Bandwidth

Figure 616 - 5825 MHz - 6 dB DTS Bandwidth

Figure 617 - 5825 MHz - 26 dB Emission Bandwidth

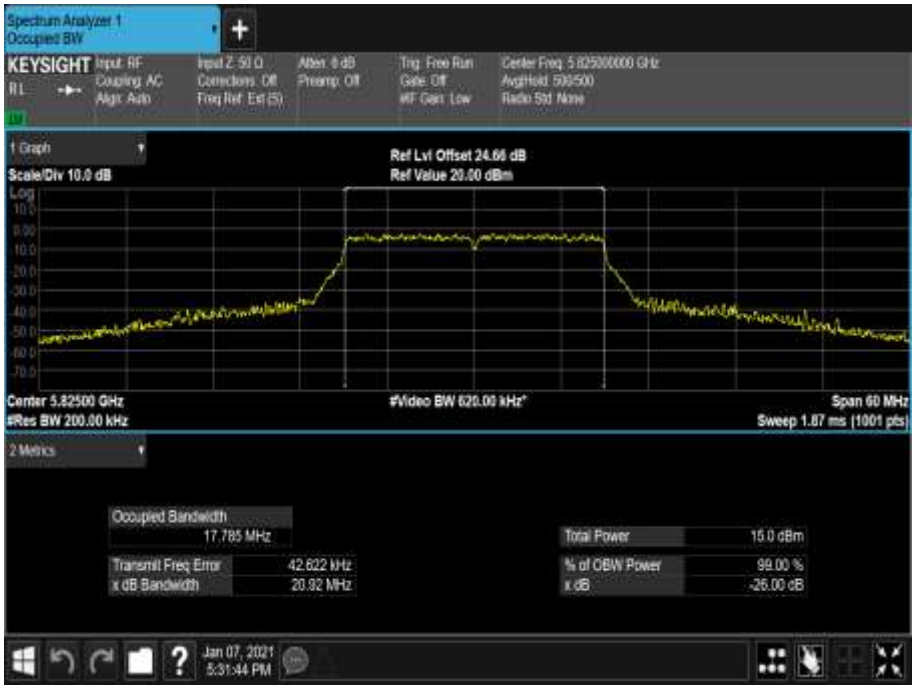

Figure 618 - 5825 MHz - 99% Occupied Bandwidth

Channel	Straddle	Bottom	Middle	Top
Frequency (MHz)	5720	5745	5785	5825
6 dB Bandwidth (MHz)	3.940	17.820	17.820	17.760
26 dB Bandwidth (MHz)	5.860	26.160	25.740	29.460
99% Bandwidth (MHz)	17.777	17.865	17.876	17.876

Table 591 - 802.11n / HT20 MCS15 / MIMO SDM / Cores 0+1

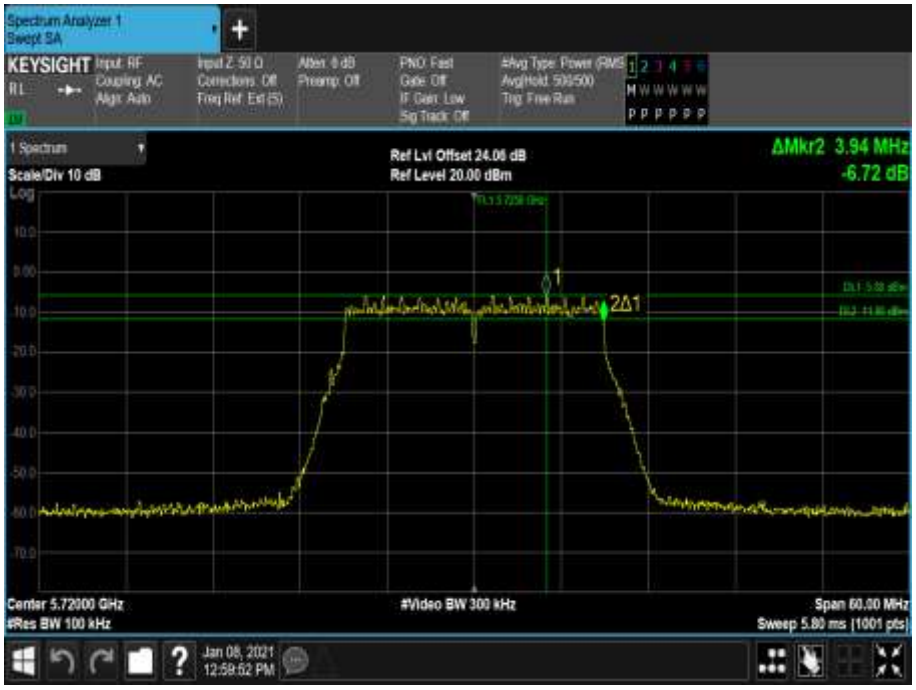

Figure 619 - 5720 MHz - 6 dB DTS Bandwidth

Figure 620 - 5720 MHz - 26 dB Emission Bandwidth

Figure 621 - 5720 MHz - 99% Occupied Bandwidth

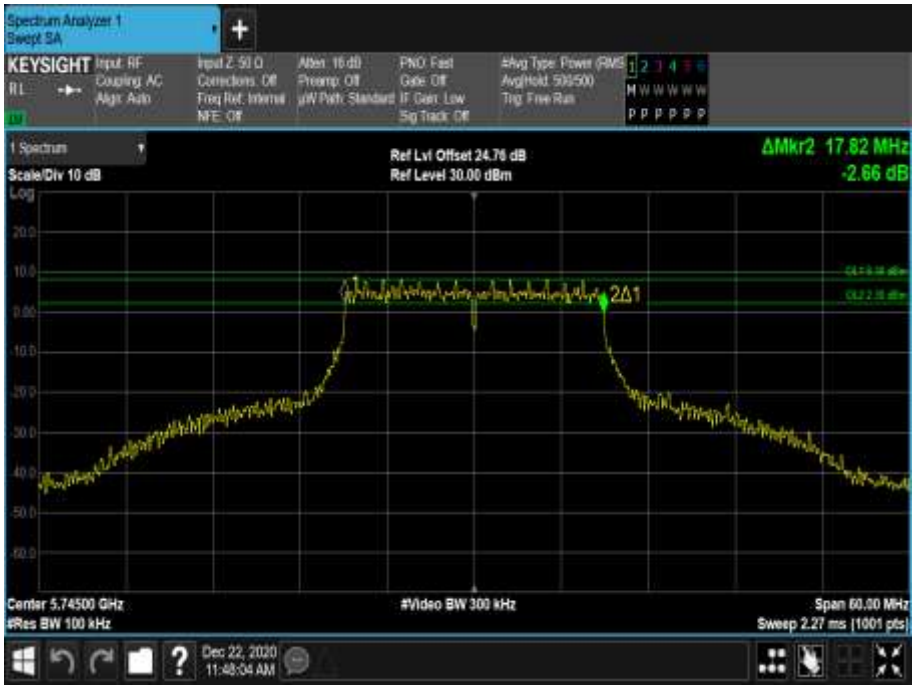

Figure 622 - 5745 MHz - 6 dB DTS Bandwidth

Figure 623 - 5745 MHz - 26 dB Emission Bandwidth

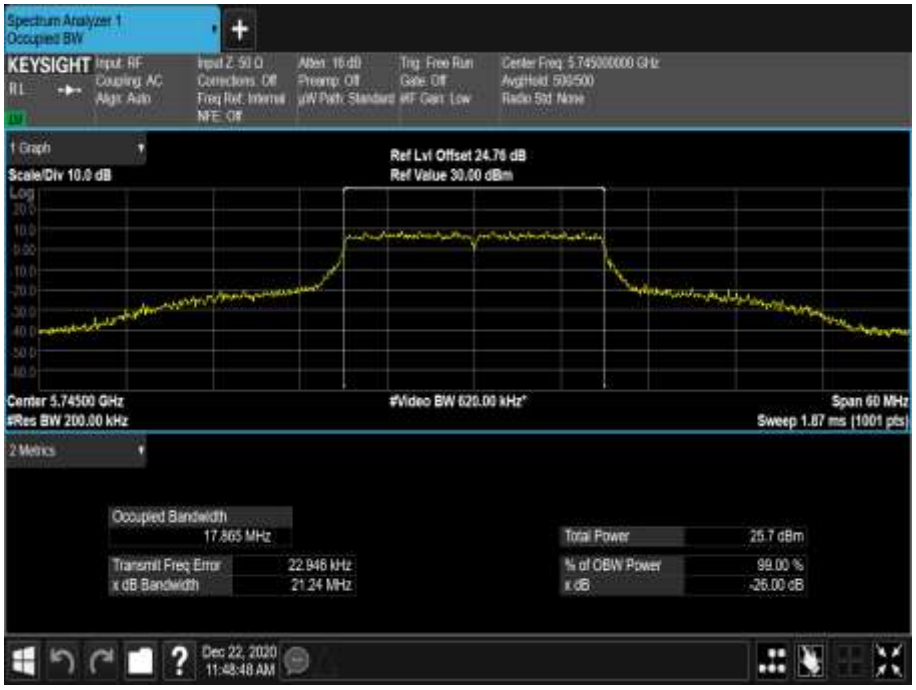

Figure 624 - 5745 MHz - 99% Occupied Bandwidth

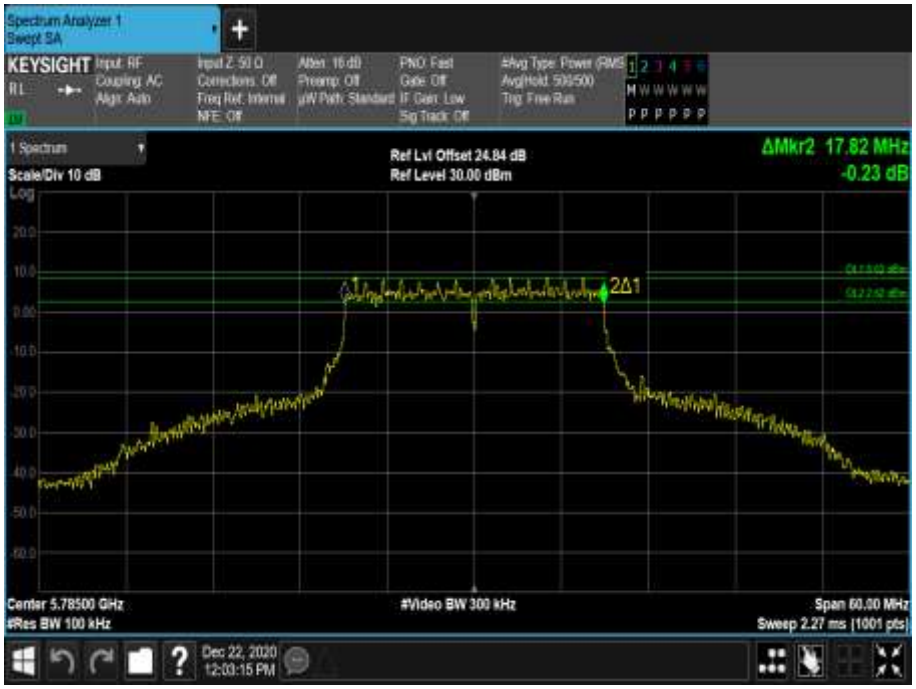

Figure 625 - 5785 MHz - 6 dB DTS Bandwidth

Figure 626 - 5785 MHz - 26 dB Emission Bandwidth

Figure 627 - 5785 MHz - 99% Occupied Bandwidth

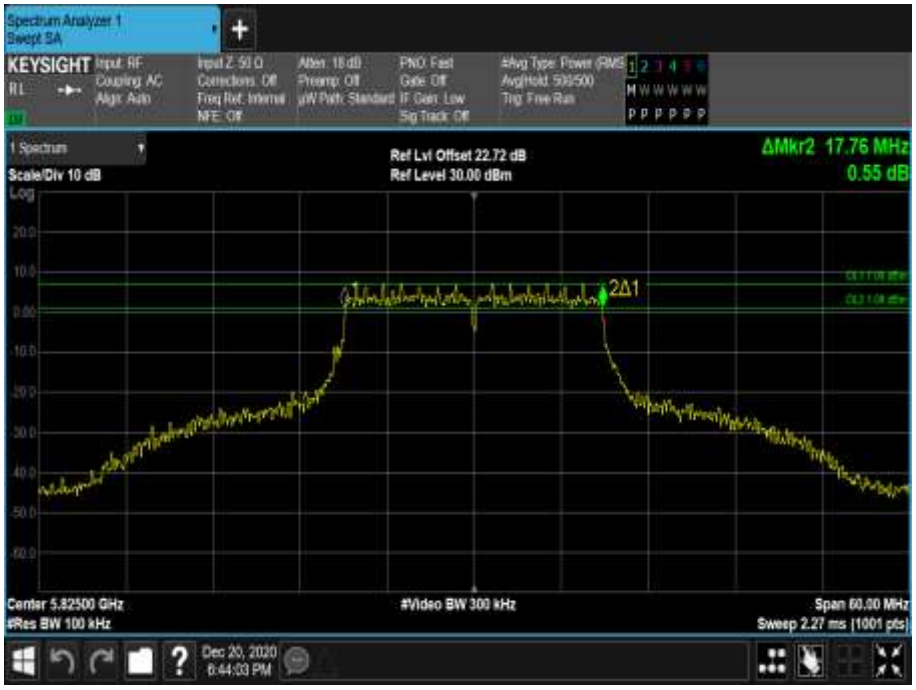

Figure 628 - 5825 MHz - 6 dB DTS Bandwidth

Figure 629 - 5825 MHz - 26 dB Emission Bandwidth

Figure 630 - 5825 MHz - 99% Occupied Bandwidth

Channel	Straddle	Bottom	Middle	Top
Frequency (MHz)	5720	5745	5785	5825
6 dB Bandwidth (MHz)	3.940	17.820	17.820	17.820
26 dB Bandwidth (MHz)	5.800	21.540	21.480	21.540
99% Bandwidth (MHz)	17.767	17.762	17.780	17.789

Table 592 - 802.11ac / VHT20 MCS7x1 / MIMO TxBF / Cores 0+1

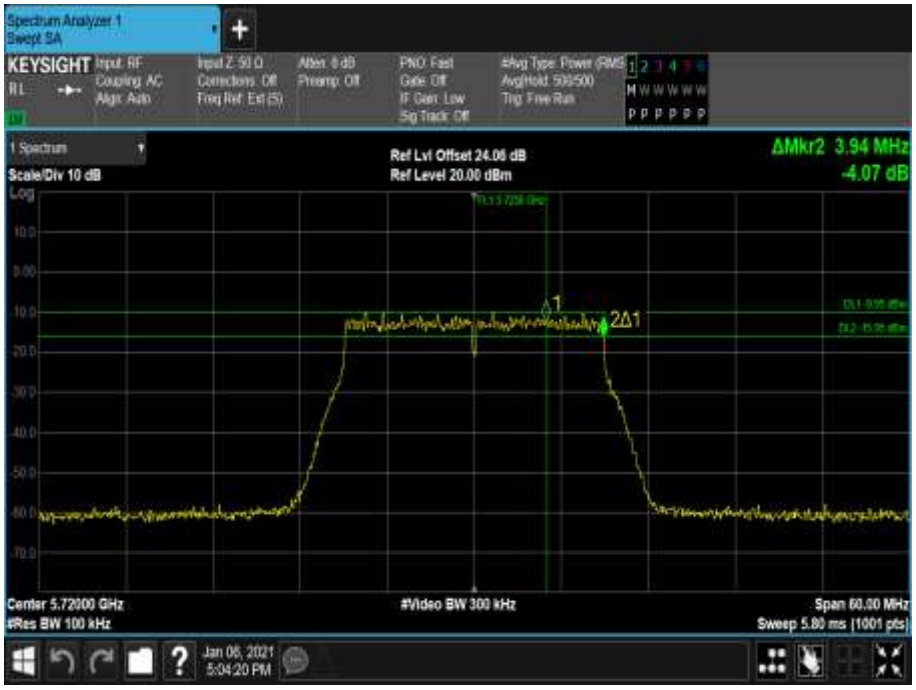

Figure 631 - 5720 MHz - 6 dB DTS Bandwidth

Figure 632 - 5720 MHz - 26 dB Emission Bandwidth

Figure 633 - 5720 MHz - 99% Occupied Bandwidth

Figure 634 - 5745 MHz - 6 dB DTS Bandwidth

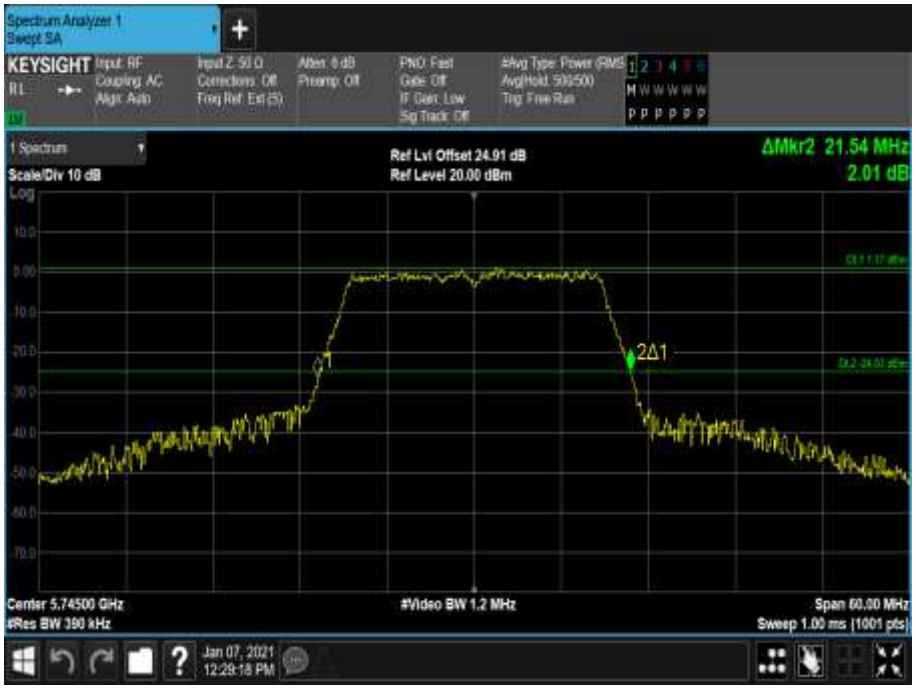

Figure 635 - 5745 MHz - 26 dB Emission Bandwidth

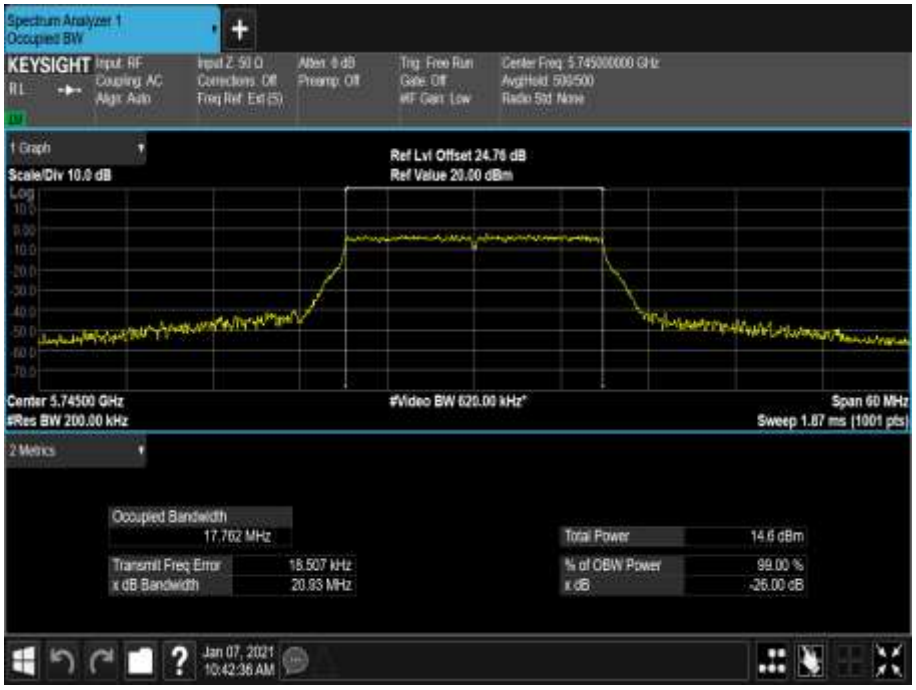

Figure 636 - 5745 MHz - 99% Occupied Bandwidth

Figure 637 - 5785 MHz - 6 dB DTS Bandwidth

Figure 638 - 5785 MHz - 26 dB Emission Bandwidth

Figure 639 - 5785 MHz - 99% Occupied Bandwidth

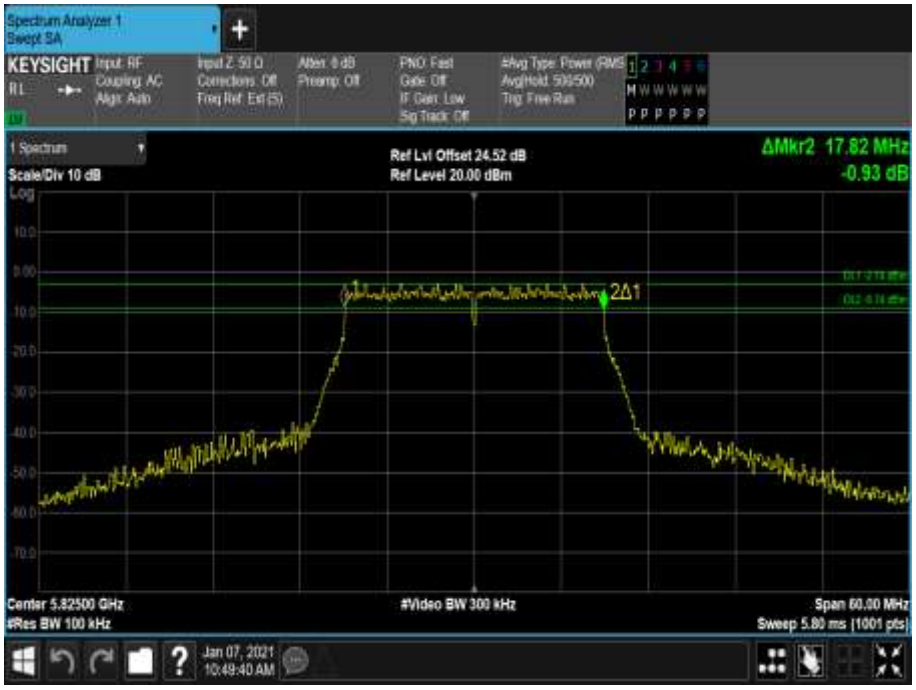

Figure 640 - 5825 MHz - 6 dB DTS Bandwidth

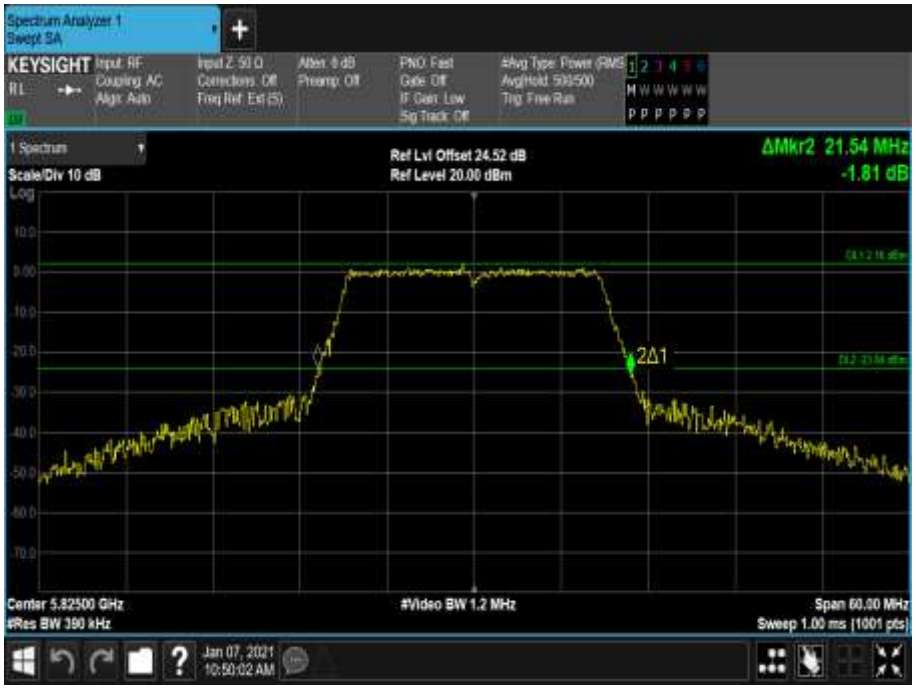

Figure 641 - 5825 MHz - 26 dB Emission Bandwidth

Figure 642 - 5825 MHz - 99% Occupied Bandwidth

Channel	Straddle	Bottom	Middle	Top
Frequency (MHz)	5720	5745	5785	5825
6 dB Bandwidth (MHz)	4.660	19.140	19.140	19.200
26 dB Bandwidth (MHz)	5.980	22.380	26.100	29.160
99% Bandwidth (MHz)	18.982	19.043	19.062	19.054

Table 593 - 802.11ax / HE20 MCS7x1 / SU / SISO / Core 0

Figure 643 - 5720 MHz - 6 dB DTS Bandwidth

Figure 644 - 5720 MHz - 26 dB Emission Bandwidth

Figure 645 - 5720 MHz - 99% Occupied Bandwidth

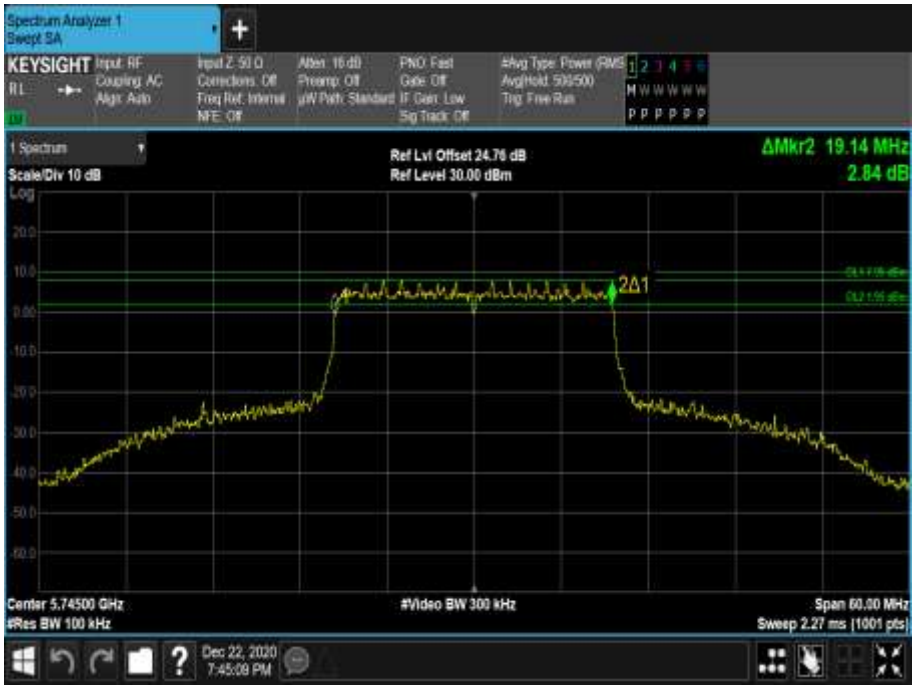

Figure 646 - 5745 MHz - 6 dB DTS Bandwidth

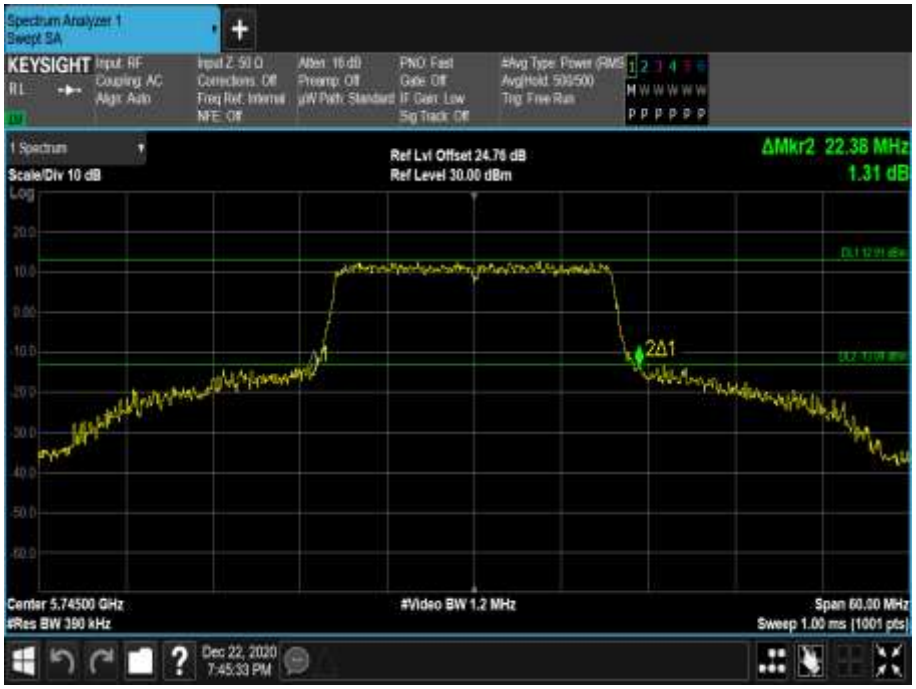

Figure 647 - 5745 MHz - 26 dB Emission Bandwidth

Figure 648 - 5745 MHz - 99% Occupied Bandwidth

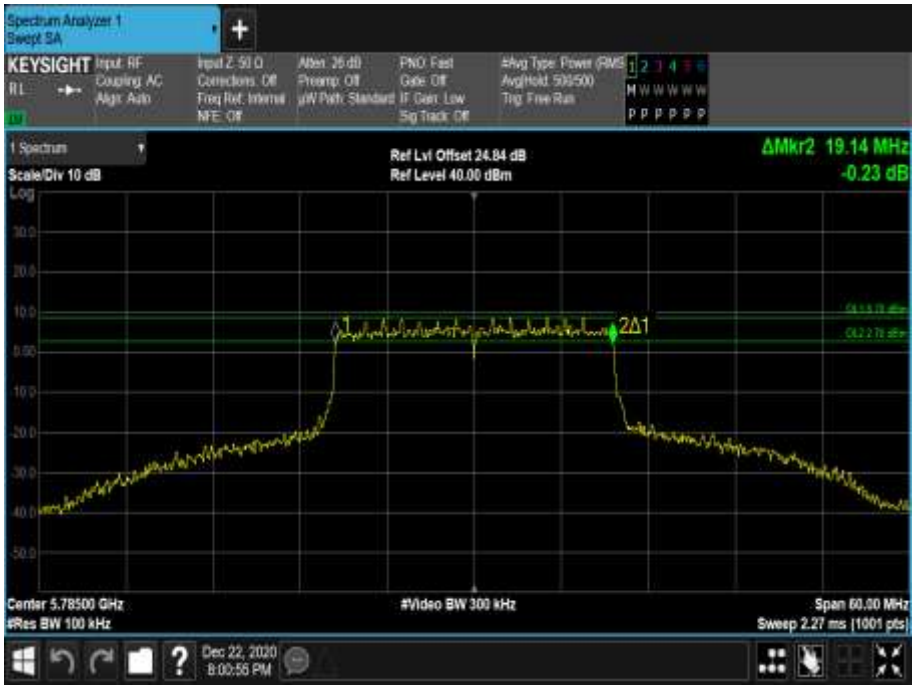

Figure 649 - 5785 MHz - 6 dB DTS Bandwidth

Figure 650 - 5785 MHz - 26 dB Emission Bandwidth

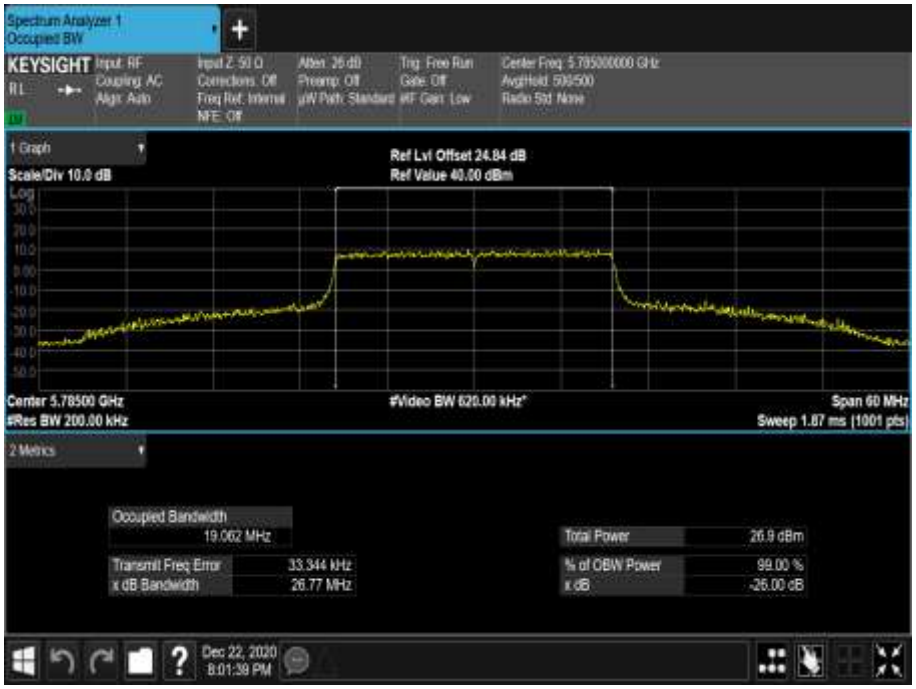

Figure 651 - 5785 MHz - 99% Occupied Bandwidth

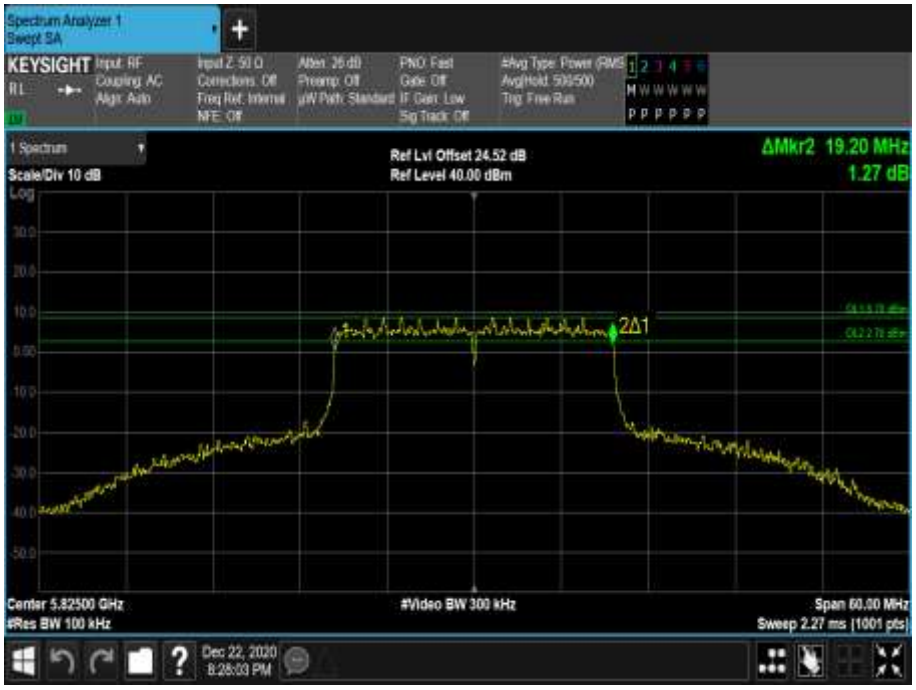

Figure 652 - 5825 MHz - 6 dB DTS Bandwidth

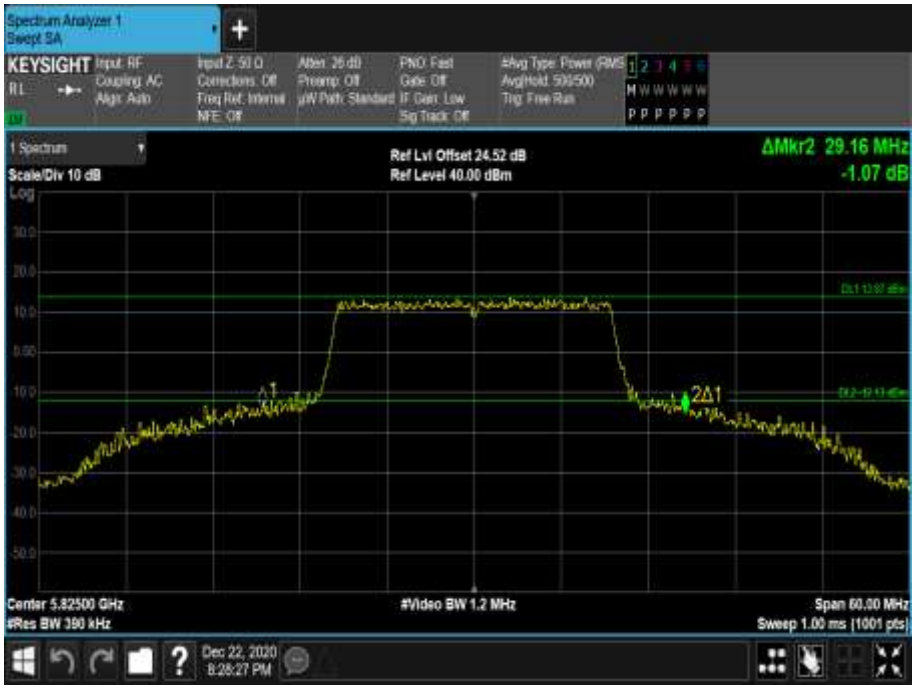

Figure 653 - 5825 MHz - 26 dB Emission Bandwidth

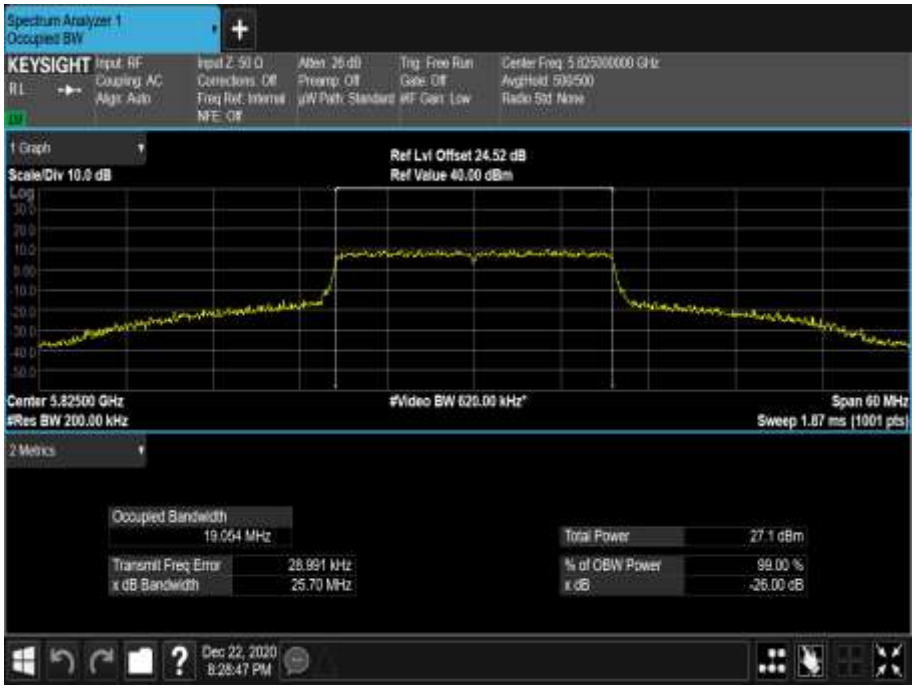

Figure 654 - 5825 MHz - 99% Occupied Bandwidth

Channel	Bottom	Middle	Top
Frequency (MHz)	5745	5785	5825
6 dB Bandwidth (MHz)	2.160	2.160	2.220
26 dB Bandwidth (MHz)	20.400	20.280	20.400
99% Bandwidth (MHz)	18.257	18.297	18.252

Table 594 - 802.11ax / HE20 MCS7x1 / RU 26-0 / SISO / Core 0

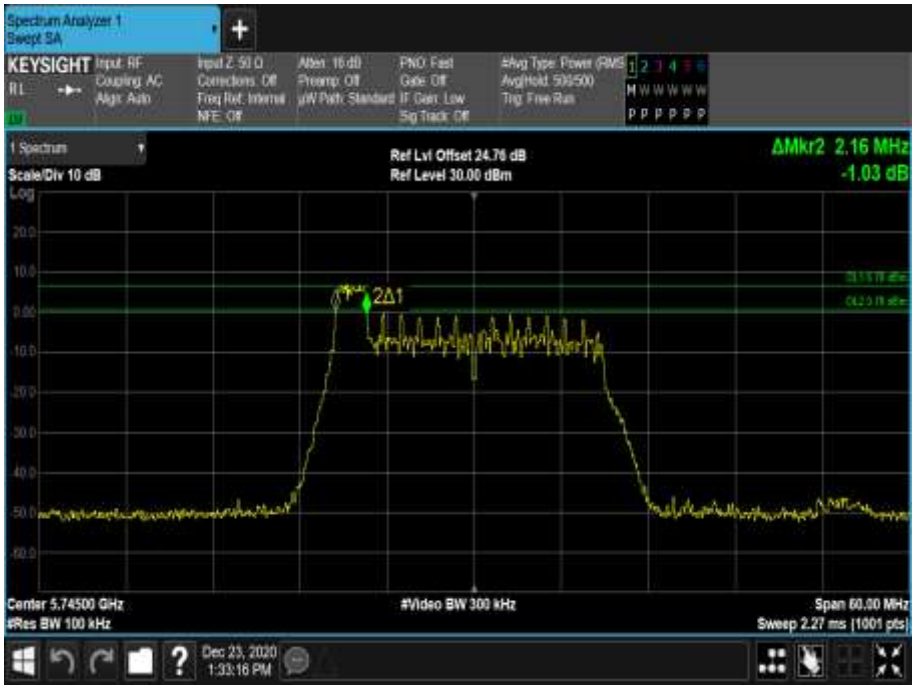

Figure 655 - 5745 MHz - 6 dB DTS Bandwidth

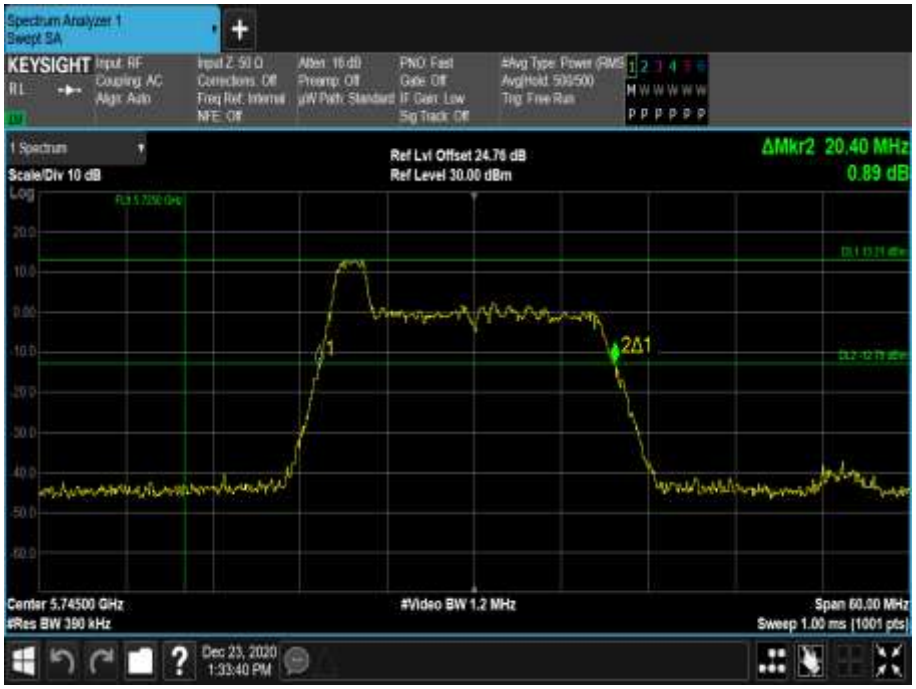

Figure 656 - 5745 MHz - 26 dB Emission Bandwidth

Figure 657 - 5745 MHz - 99% Occupied Bandwidth

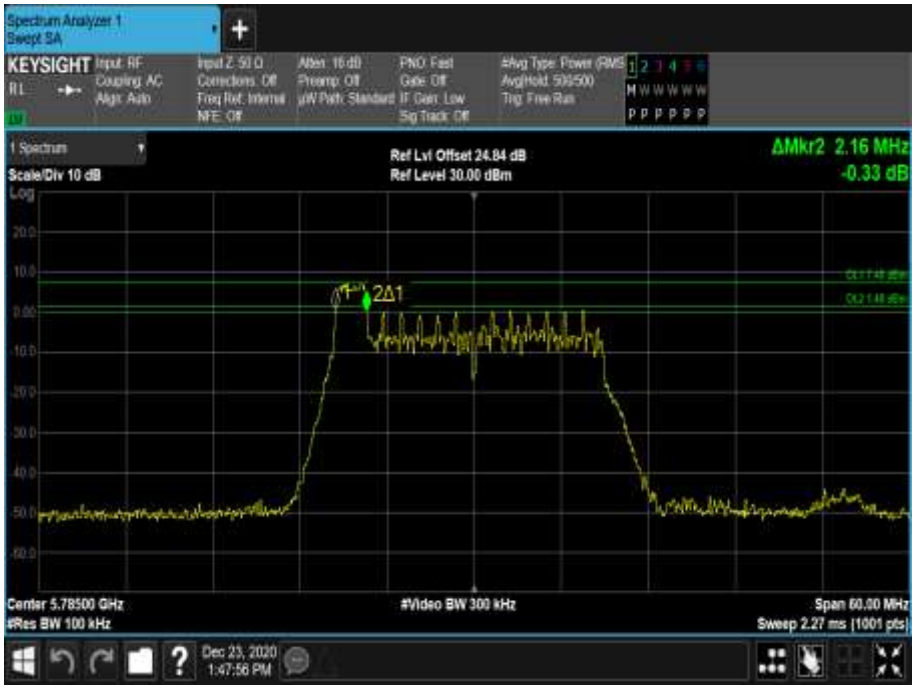

Figure 658 - 5785 MHz - 6 dB DTS Bandwidth

Figure 659 - 5785 MHz - 26 dB Emission Bandwidth

Figure 660 - 5785 MHz - 99% Occupied Bandwidth

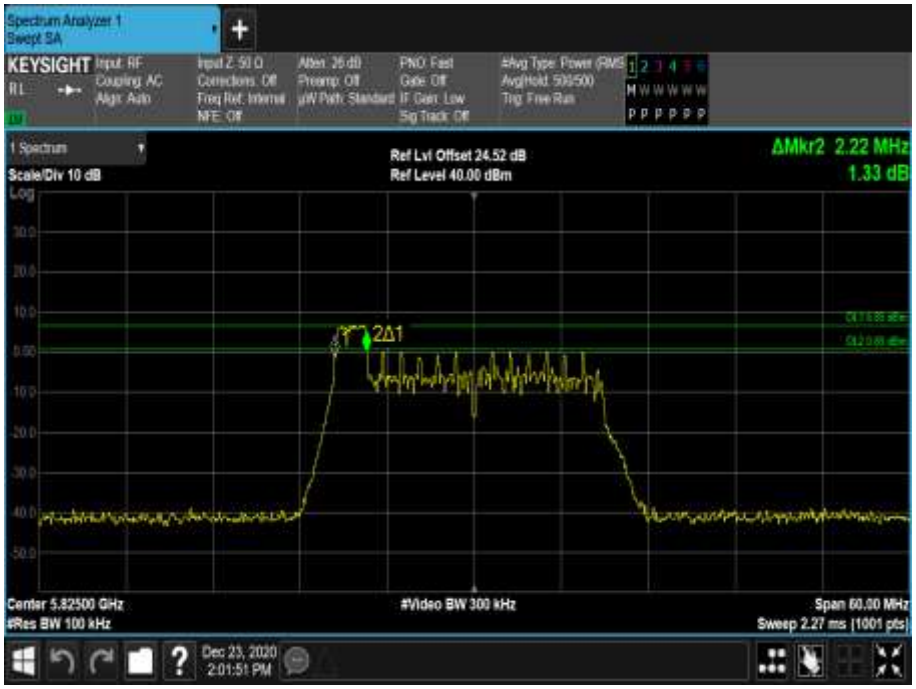

Figure 661 - 5825 MHz - 6 dB DTS Bandwidth

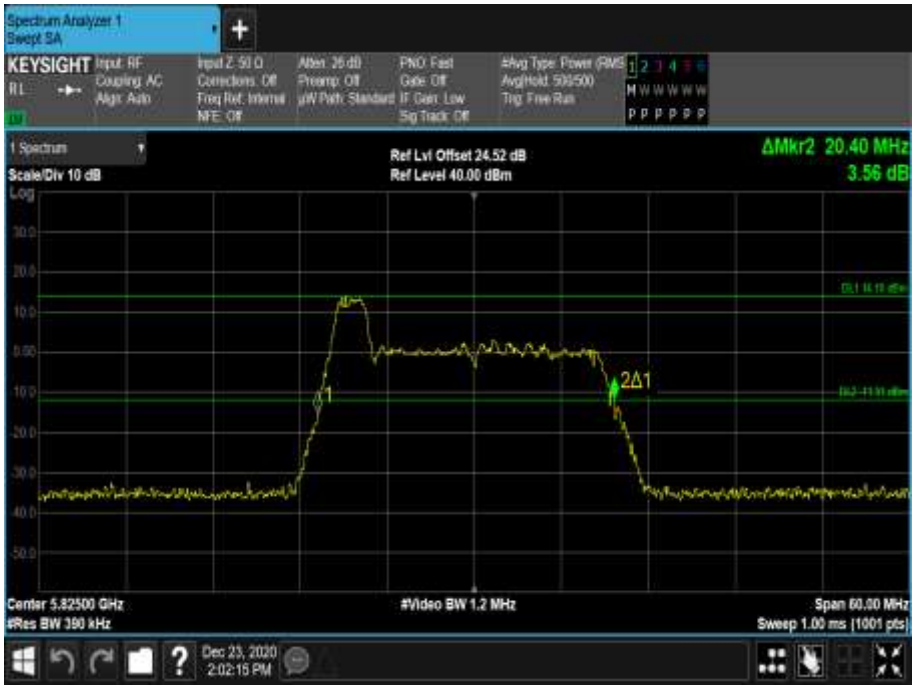

Figure 662 - 5825 MHz - 26 dB Emission Bandwidth

Figure 663 - 5825 MHz - 99% Occupied Bandwidth

Channel	Bottom	Middle	Top
Frequency (MHz)	5745	5785	5825
6 dB Bandwidth (MHz)	2.220	2.220	2.220
26 dB Bandwidth (MHz)	20.820	20.820	20.880
99% Bandwidth (MHz)	18.505	18.438	18.508

Table 595 - 802.11ax / HE20 MCS7x1 / RU 26-8 / SISO / Core 0

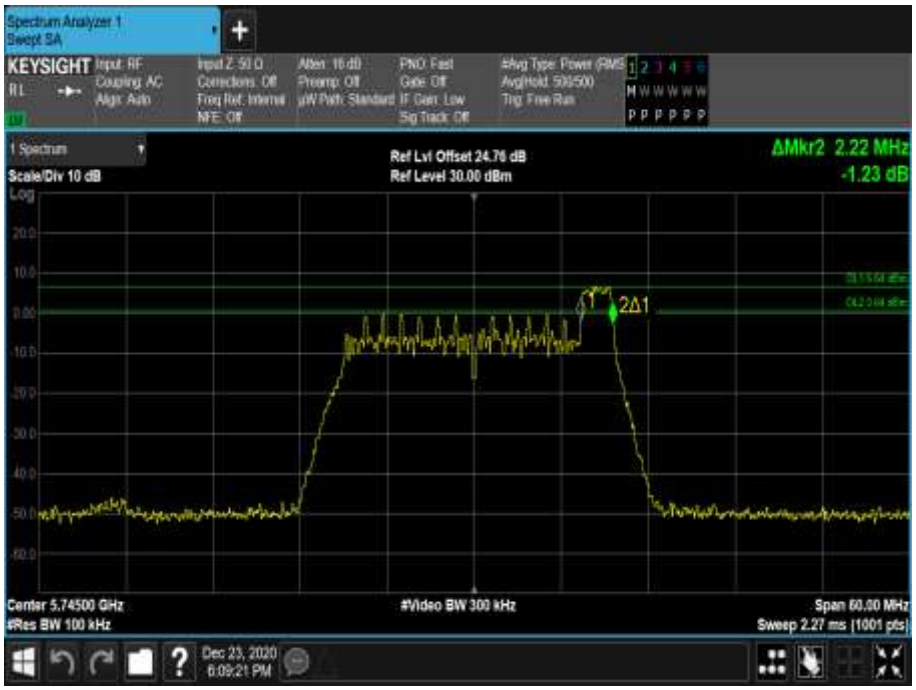

Figure 664 - 5745 MHz - 6 dB DTS Bandwidth

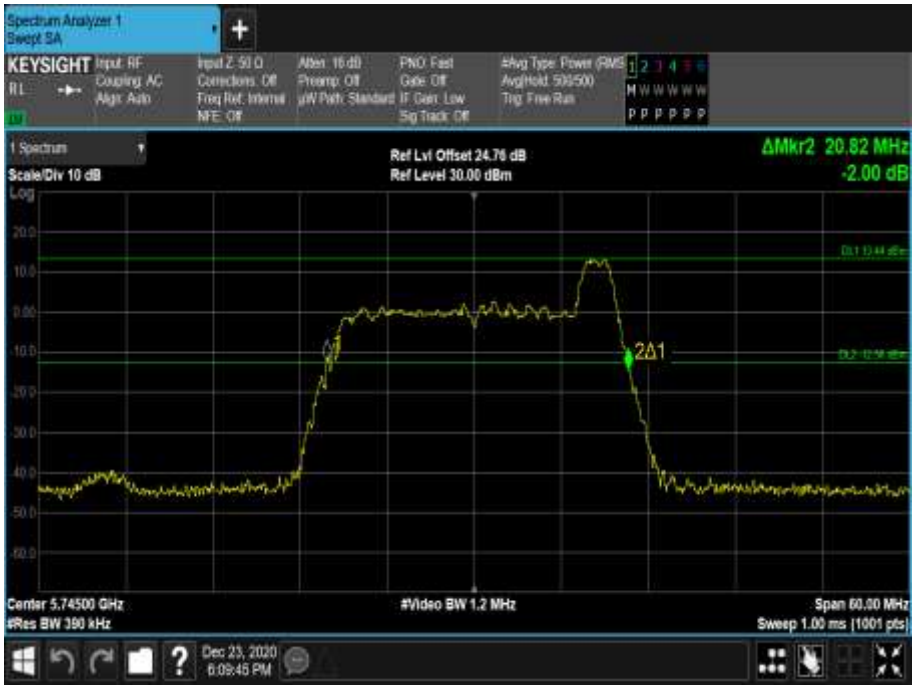

Figure 665 - 5745 MHz - 26 dB Emission Bandwidth

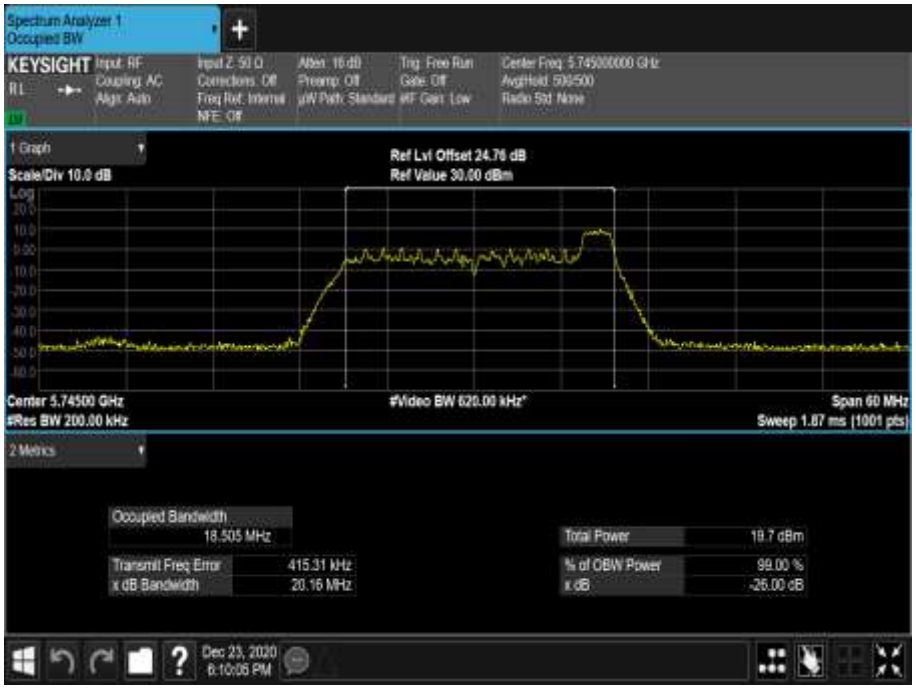

Figure 666 - 5745 MHz - 99% Occupied Bandwidth

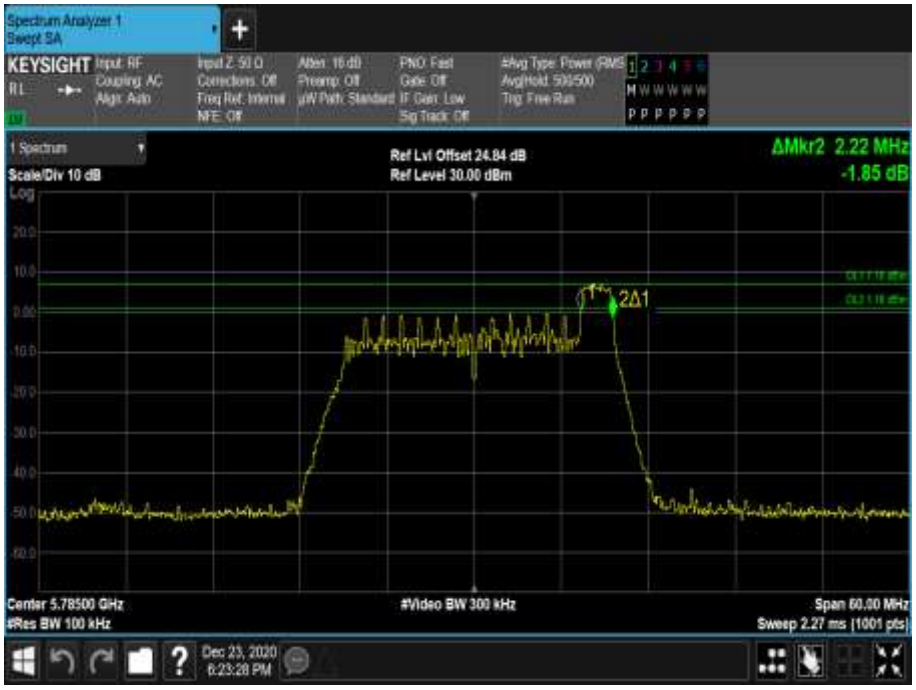

Figure 667 - 5785 MHz - 6 dB DTS Bandwidth

Figure 668 - 5785 MHz - 26 dB Emission Bandwidth