Figure 669 - 5785 MHz - 99% Occupied Bandwidth

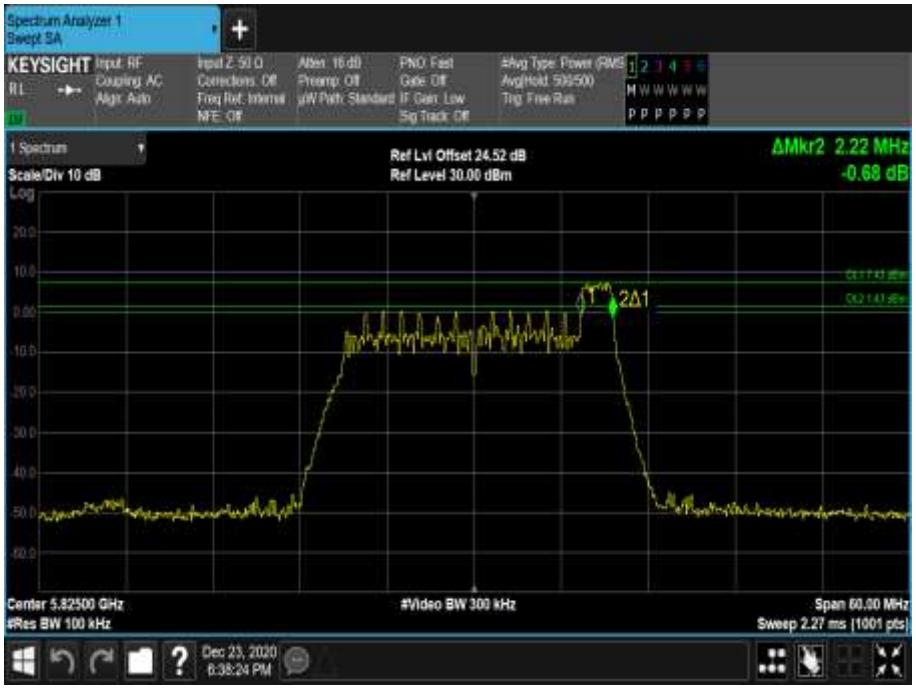

Figure 670 - 5825 MHz - 6 dB DTS Bandwidth

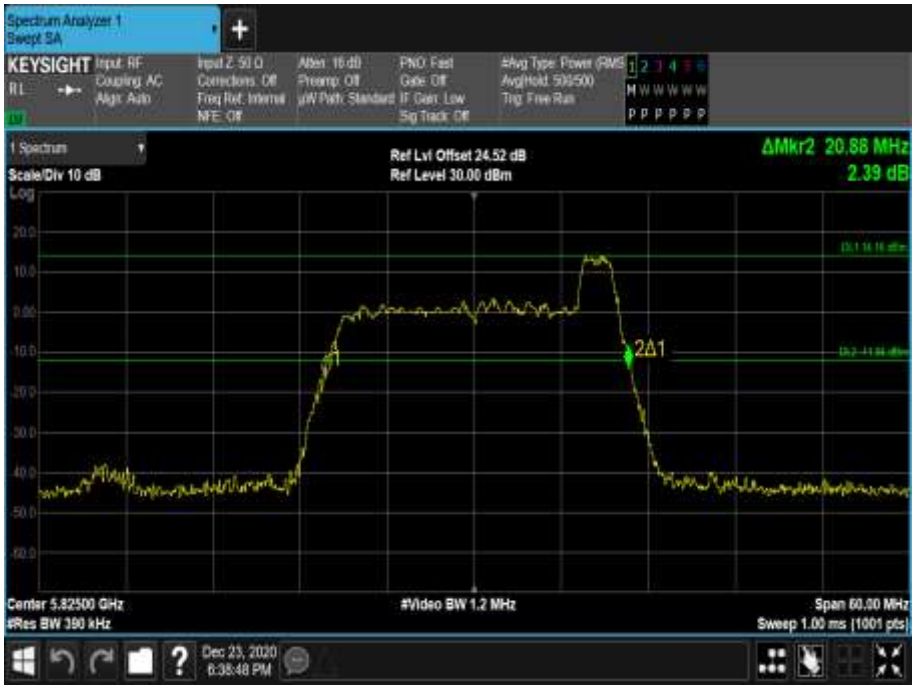

Figure 671 - 5825 MHz - 26 dB Emission Bandwidth

Figure 672 - 5825 MHz - 99% Occupied Bandwidth

Channel	Straddle	Bottom	Middle	Top
Frequency (MHz)	5720	5745	5785	5825
6 dB Bandwidth (MHz)	4.600	19.140	19.020	19.200
26 dB Bandwidth (MHz)	5.860	24.120	32.220	21.660
99% Bandwidth (MHz)	19.017	19.047	19.053	19.018

Table 596 - 802.11ax / HE20 MCS7x1 / SU / MIMO CDD / Cores 0+1

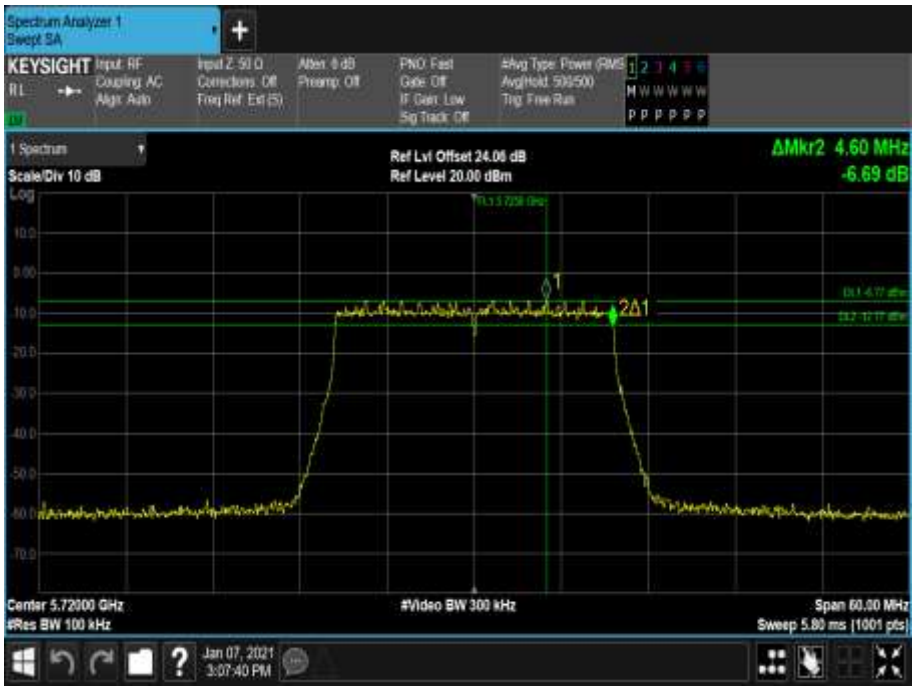

Figure 673 - 5720 MHz - 6 dB DTS Bandwidth

Figure 674 - 5720 MHz - 26 dB Emission Bandwidth

Figure 675 - 5720 MHz - 99% Occupied Bandwidth

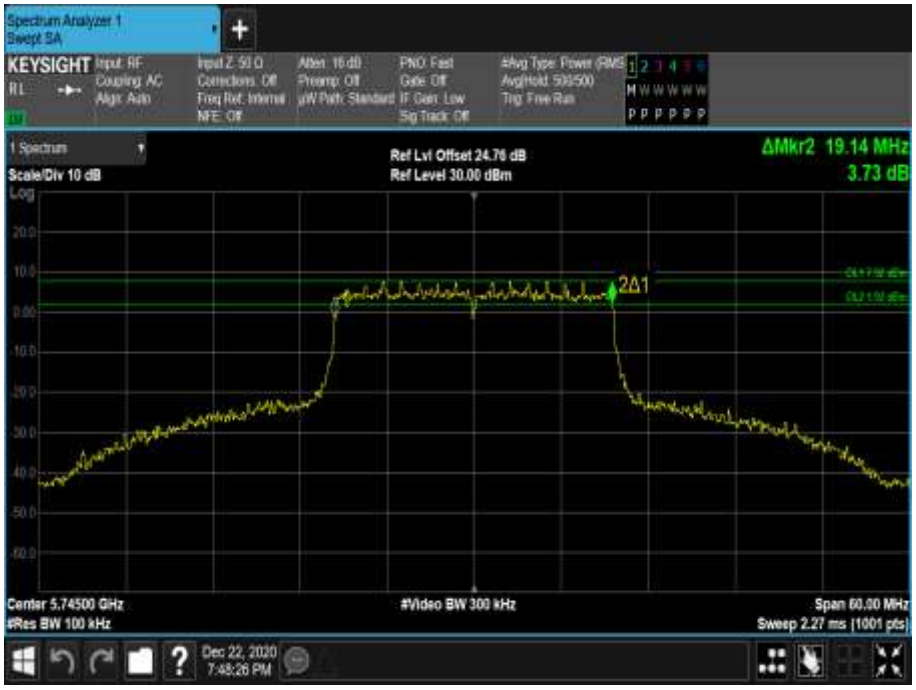

Figure 676 - 5745 MHz - 6 dB DTS Bandwidth

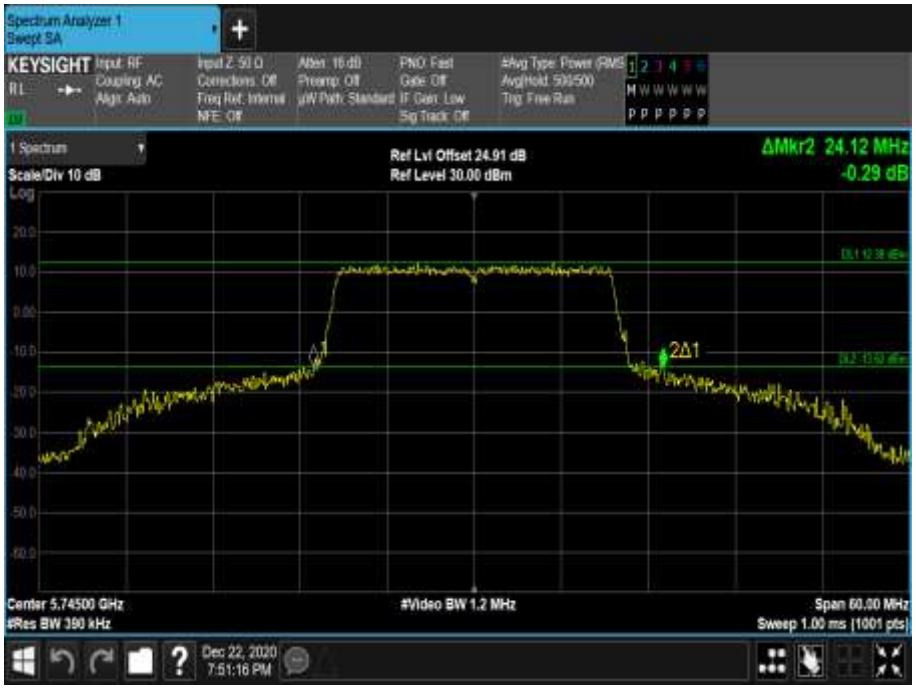

Figure 677 - 5745 MHz - 26 dB Emission Bandwidth

Figure 678 - 5745 MHz - 99% Occupied Bandwidth

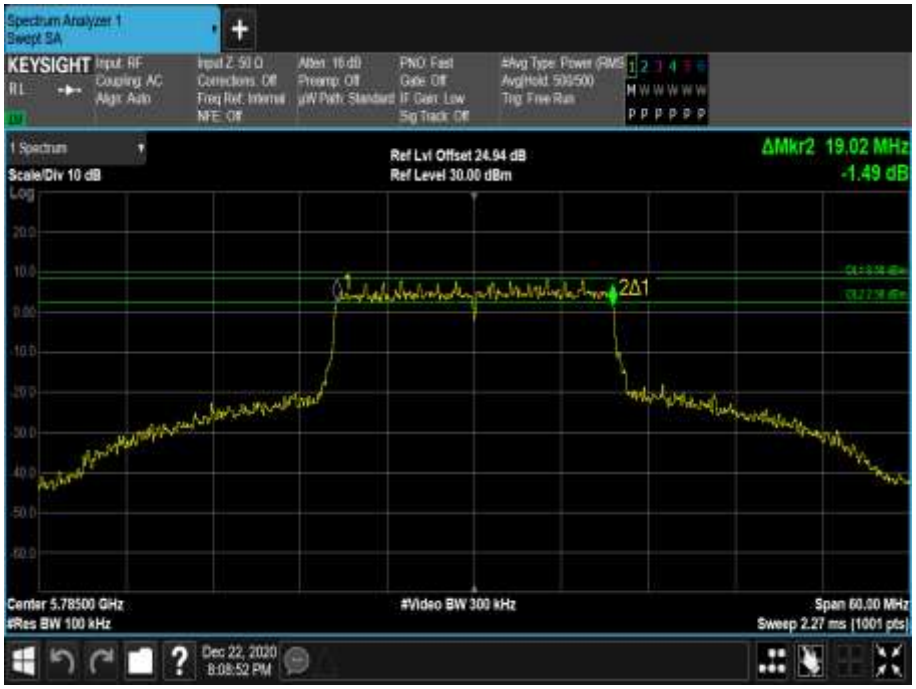

Figure 679 - 5785 MHz - 6 dB DTS Bandwidth

Figure 680 - 5785 MHz - 26 dB Emission Bandwidth

Figure 681 - 5785 MHz - 99% Occupied Bandwidth

Figure 682 - 5825 MHz - 6 dB DTS Bandwidth

Figure 683 - 5825 MHz - 26 dB Emission Bandwidth

Figure 684 - 5825 MHz - 99% Occupied Bandwidth

Channel	Bottom	Middle	Top
Frequency (MHz)	5745	5785	5825
6 dB Bandwidth (MHz)	2.160	2.160	2.160
26 dB Bandwidth (MHz)	20.520	20.400	20.340
99% Bandwidth (MHz)	18.266	18.320	18.274

Table 597 - 802.11ax / HE20 MCS7x1 / RU 26-0 / MIMO CDD / Cores 0+1

Figure 685 - 5745 MHz - 6 dB DTS Bandwidth

Figure 686 - 5745 MHz - 26 dB Emission Bandwidth

Figure 687 - 5745 MHz - 99% Occupied Bandwidth

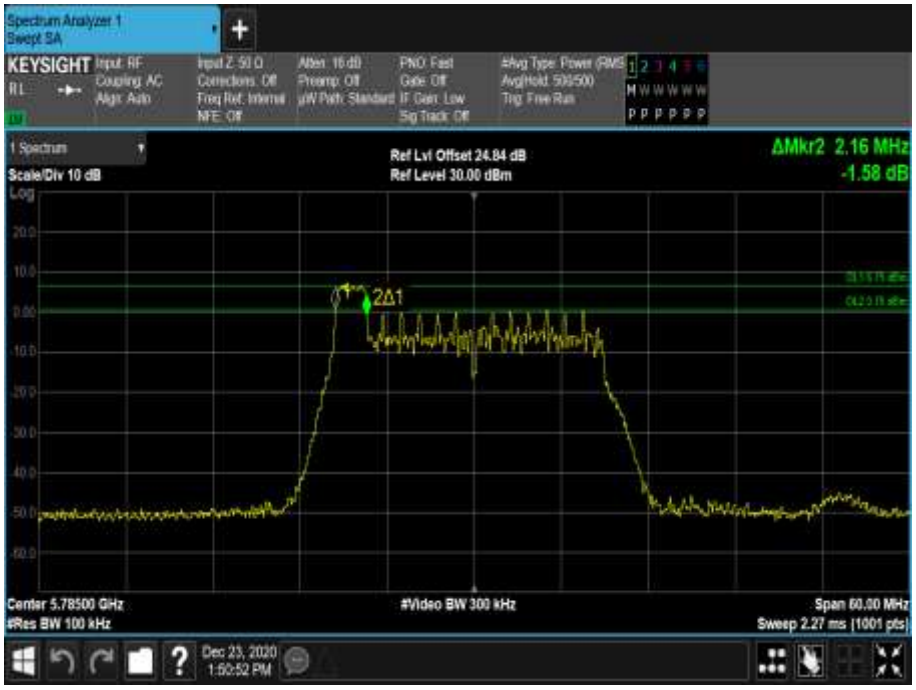

Figure 688 - 5785 MHz - 6 dB DTS Bandwidth

Figure 689 - 5785 MHz - 26 dB Emission Bandwidth

Figure 690 - 5785 MHz - 99% Occupied Bandwidth

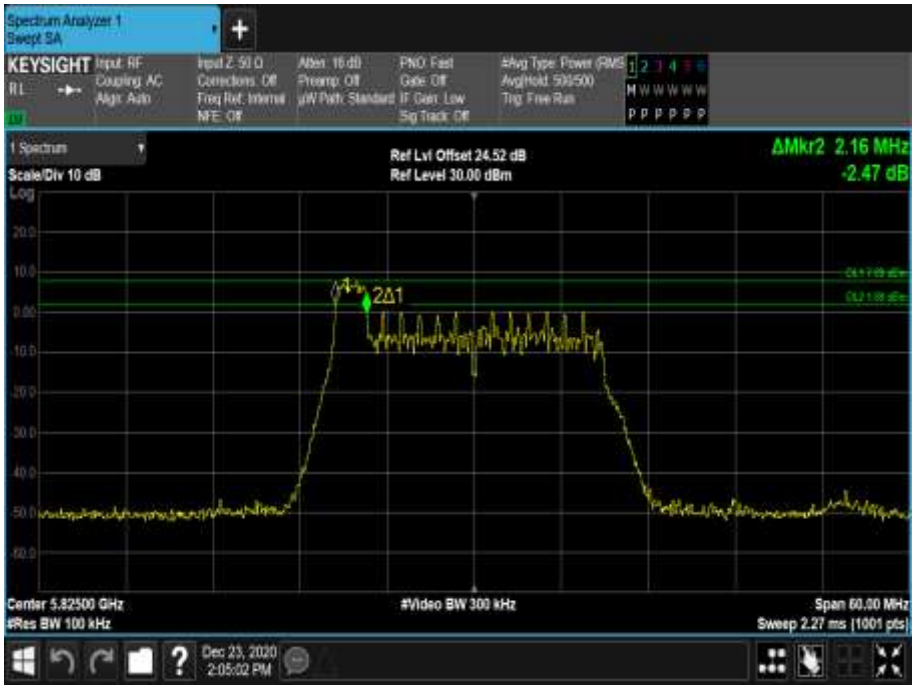

Figure 691 - 5825 MHz - 6 dB DTS Bandwidth

Figure 692 - 5825 MHz - 26 dB Emission Bandwidth

Figure 693 - 5825 MHz - 99% Occupied Bandwidth

Channel	Bottom	Middle	Top
Frequency (MHz)	5745	5785	5825
6 dB Bandwidth (MHz)	2.160	2.160	2.160
26 dB Bandwidth (MHz)	20.820	20.700	20.820
99% Bandwidth (MHz)	18.503	18.449	18.509

Table 598 - 802.11ax / HE20 MCS7x1 / RU 26-8 / MIMO CDD / Cores 0+1

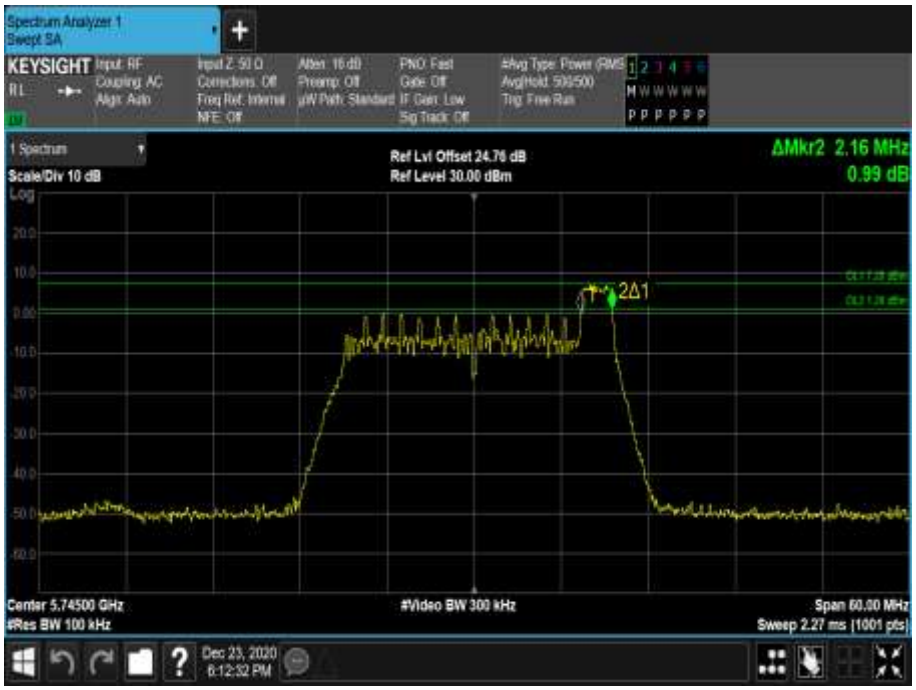

Figure 694 - 5745 MHz - 6 dB DTS Bandwidth

Figure 695 - 5745 MHz - 26 dB Emission Bandwidth

Figure 696 - 5745 MHz - 99% Occupied Bandwidth

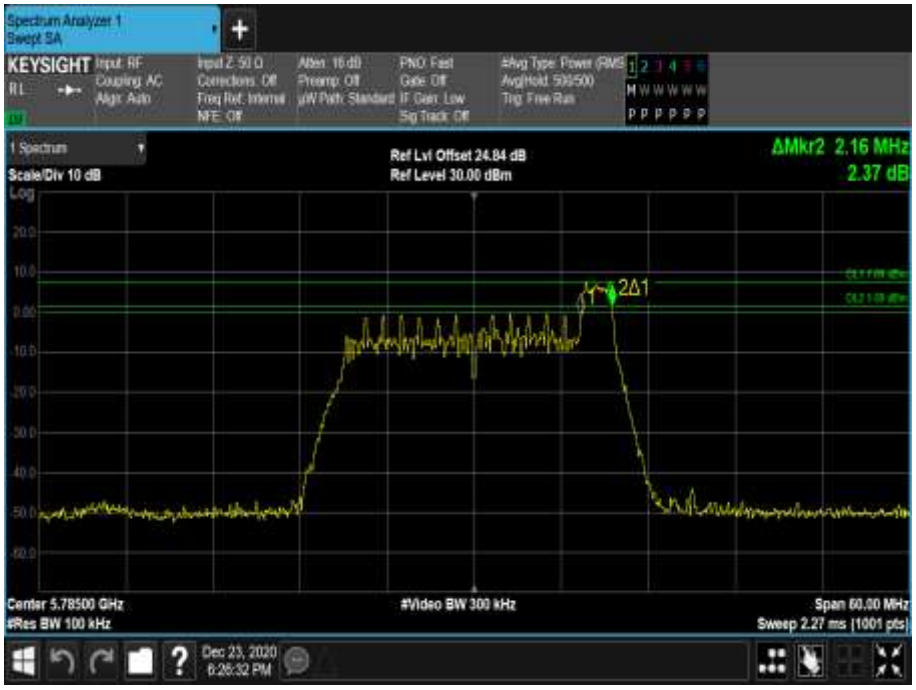

Figure 697 - 5785 MHz - 6 dB DTS Bandwidth

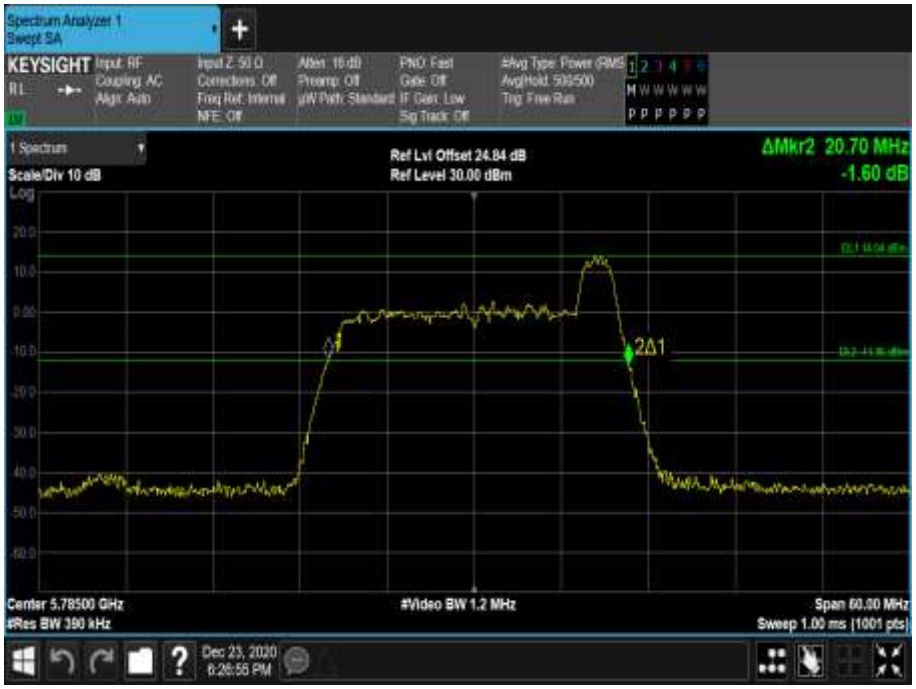

Figure 698 - 5785 MHz - 26 dB Emission Bandwidth

Figure 699 - 5785 MHz - 99% Occupied Bandwidth

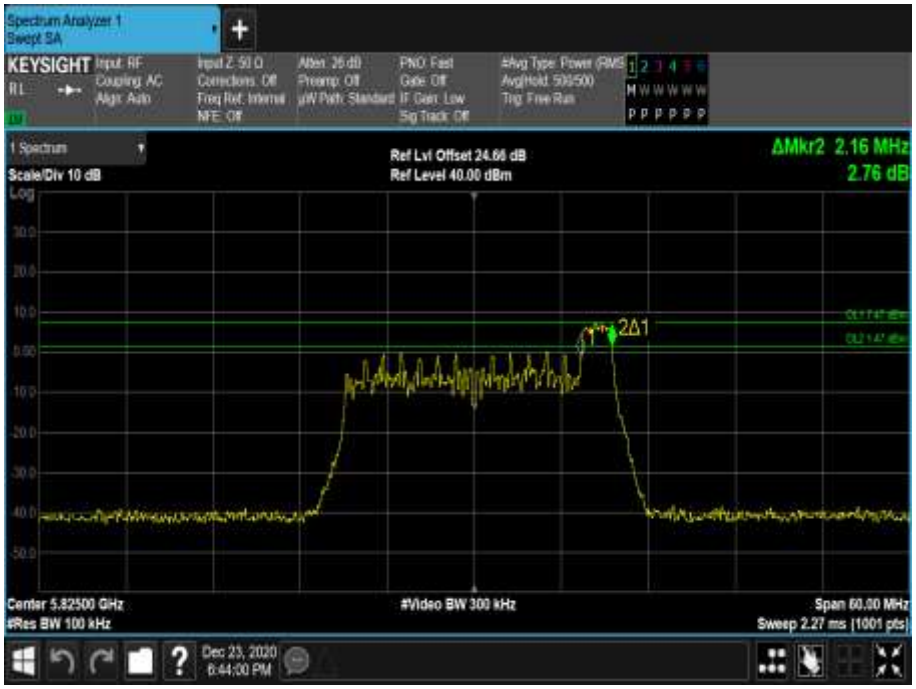

Figure 700 - 5825 MHz - 6 dB DTS Bandwidth

Figure 701 - 5825 MHz - 26 dB Emission Bandwidth

Figure 702 - 5825 MHz - 99% Occupied Bandwidth

Channel	Straddle	Bottom	Middle	Top
Frequency (MHz)	5720	5745	5785	5825
6 dB Bandwidth (MHz)	4.600	19.080	19.080	19.080
26 dB Bandwidth (MHz)	5.740	29.520	26.640	31.800
99% Bandwidth (MHz)	19.028	19.039	19.059	19.114

Table 599 - 802.11ax / HE20 MCS7x2 / SU / MIMO SDM / Cores 0+1

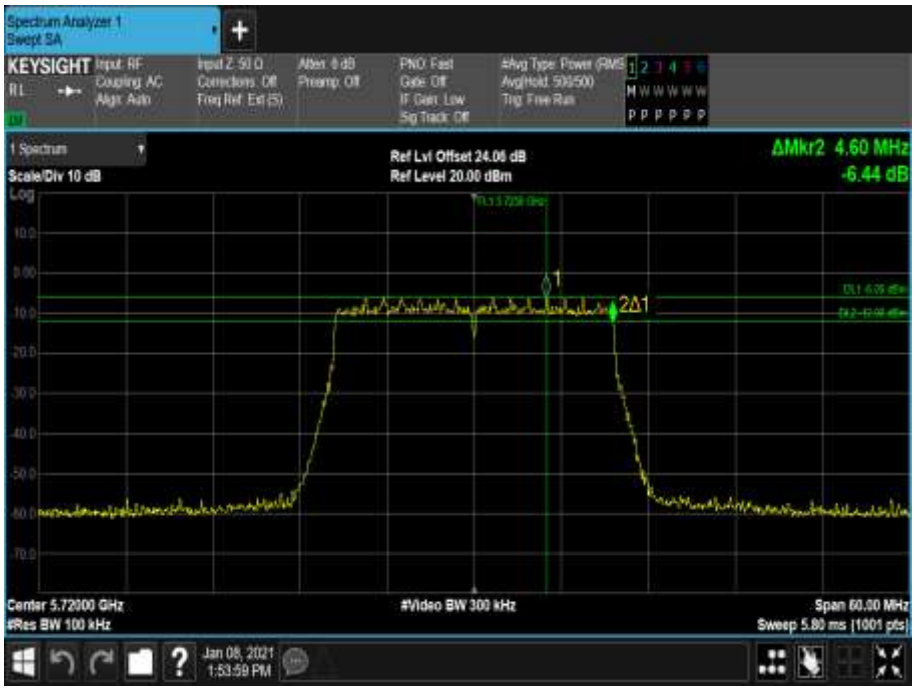

Figure 703 - 5720 MHz - 6 dB DTS Bandwidth

Figure 704 - 5720 MHz - 26 dB Emission Bandwidth

Figure 705 - 5720 MHz - 99% Occupied Bandwidth

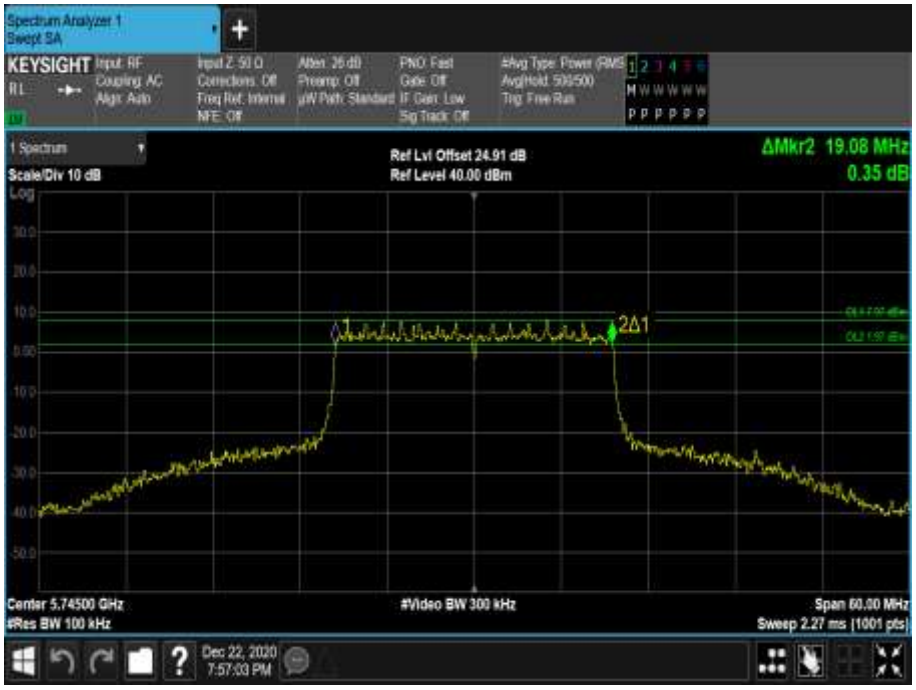

Figure 706 - 5745 MHz - 6 dB DTS Bandwidth

Figure 707 - 5745 MHz - 26 dB Emission Bandwidth

Figure 708 - 5745 MHz - 99% Occupied Bandwidth

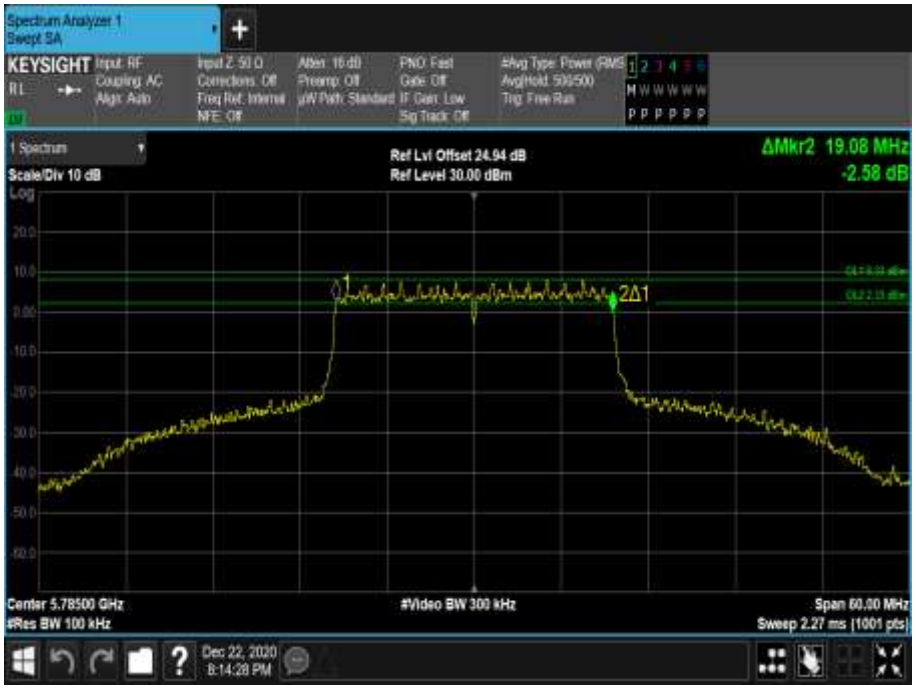

Figure 709 - 5785 MHz - 6 dB DTS Bandwidth

Figure 710 - 5785 MHz - 26 dB Emission Bandwidth

Figure 711 - 5785 MHz - 99% Occupied Bandwidth

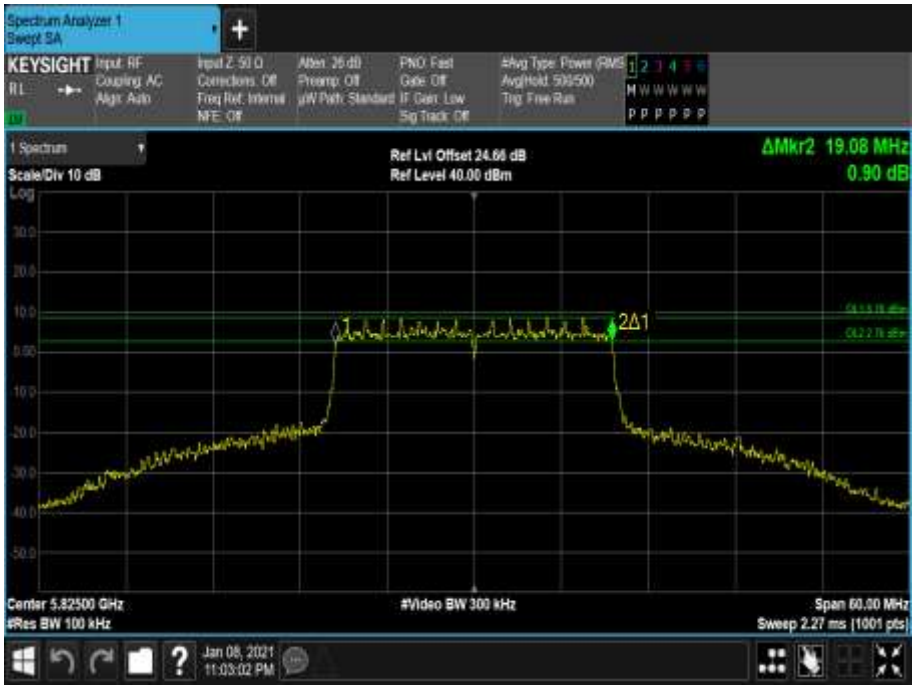

Figure 712 - 5825 MHz - 6 dB DTS Bandwidth

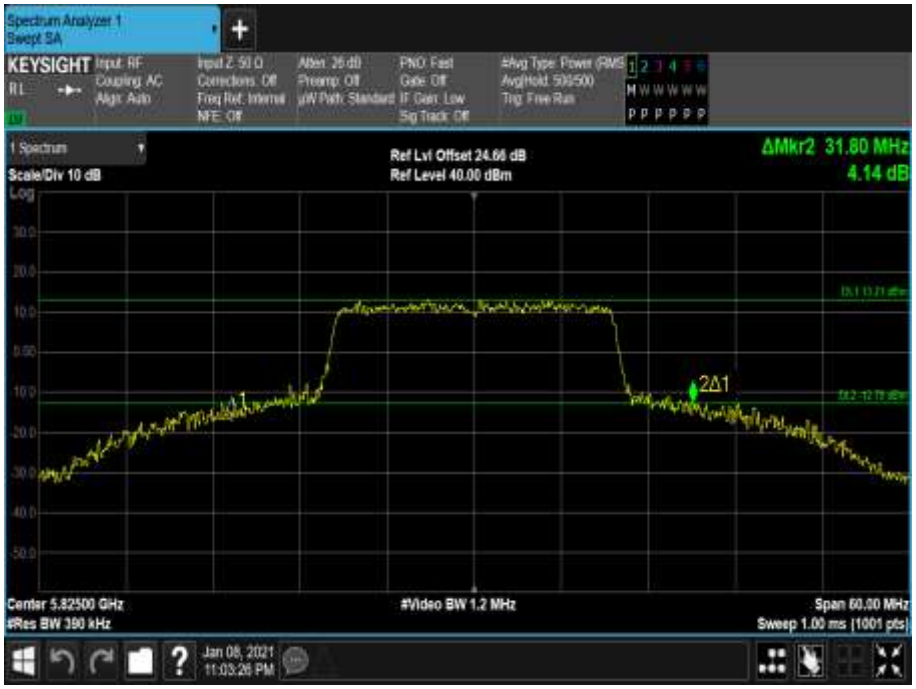

Figure 713 - 5825 MHz - 26 dB Emission Bandwidth

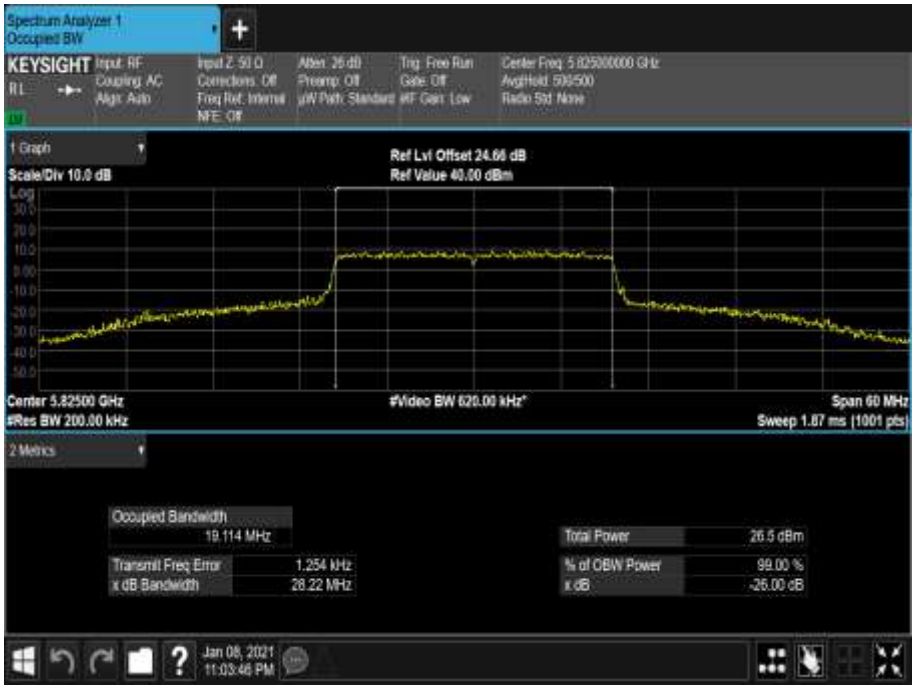

Figure 714 - 5825 MHz - 99% Occupied Bandwidth

Channel	Bottom	Middle	Top
Frequency (MHz)	5745	5785	5825
6 dB Bandwidth (MHz)	2.220	2.160	2.160
26 dB Bandwidth (MHz)	20.400	20.280	20.160
99% Bandwidth (MHz)	18.276	18.333	18.271

Table 600 - 802.11ax / HE20 MCS7x2 / RU 26-0 / MIMO SDM / Cores 0+1

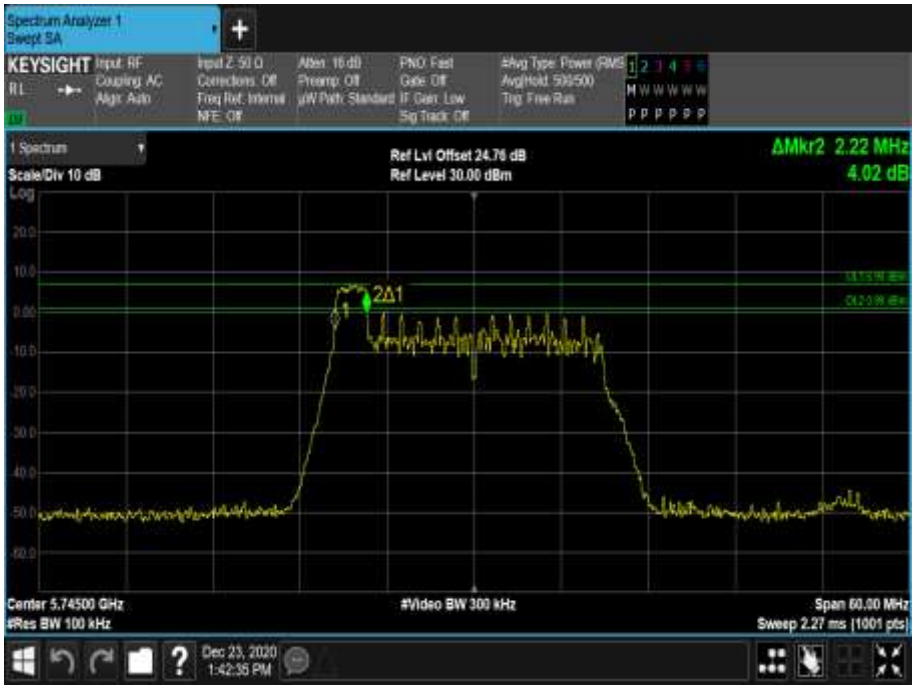

Figure 715 - 5745 MHz - 6 dB DTS Bandwidth

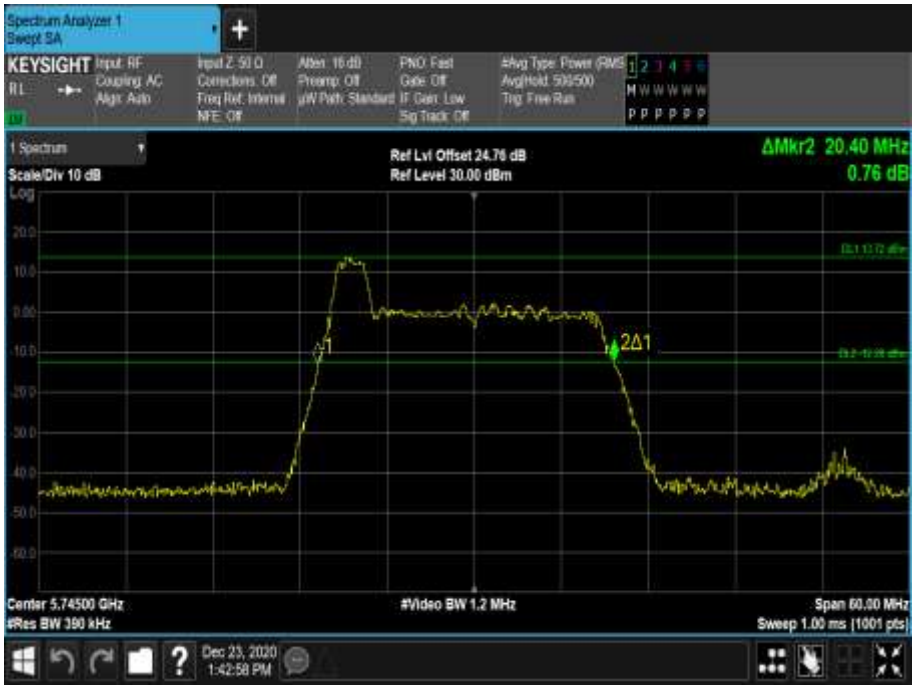

Figure 716 - 5745 MHz - 26 dB Emission Bandwidth

Figure 717 - 5745 MHz - 99% Occupied Bandwidth

Figure 718 - 5785 MHz - 6 dB DTS Bandwidth

Figure 719 - 5785 MHz - 26 dB Emission Bandwidth

Figure 720 - 5785 MHz - 99% Occupied Bandwidth

Figure 721 - 5825 MHz - 6 dB DTS Bandwidth

Figure 722 - 5825 MHz - 26 dB Emission Bandwidth

Figure 723 - 5825 MHz - 99% Occupied Bandwidth

Channel	Bottom	Middle	Top
Frequency (MHz)	5745	5785	5825
6 dB Bandwidth (MHz)	2.160	2.220	2.160
26 dB Bandwidth (MHz)	20.760	20.820	20.760
99% Bandwidth (MHz)	18.529	18.431	18.507

Table 601 - 802.11ax / HE20 MCS7x2 / RU 26-8 / MIMO SDM / Cores 0+1

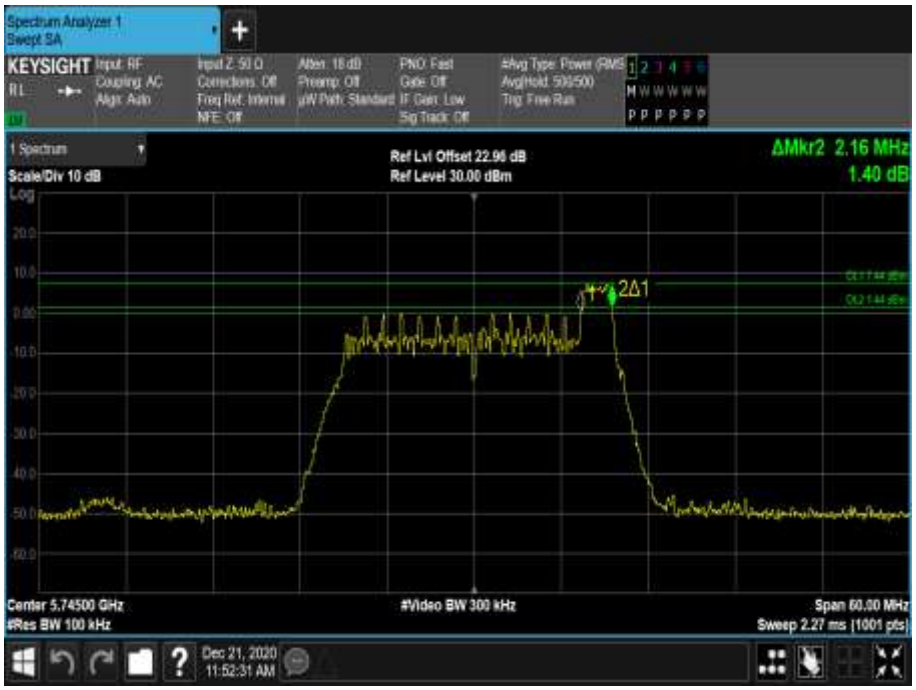

Figure 724 - 5745 MHz - 6 dB DTS Bandwidth

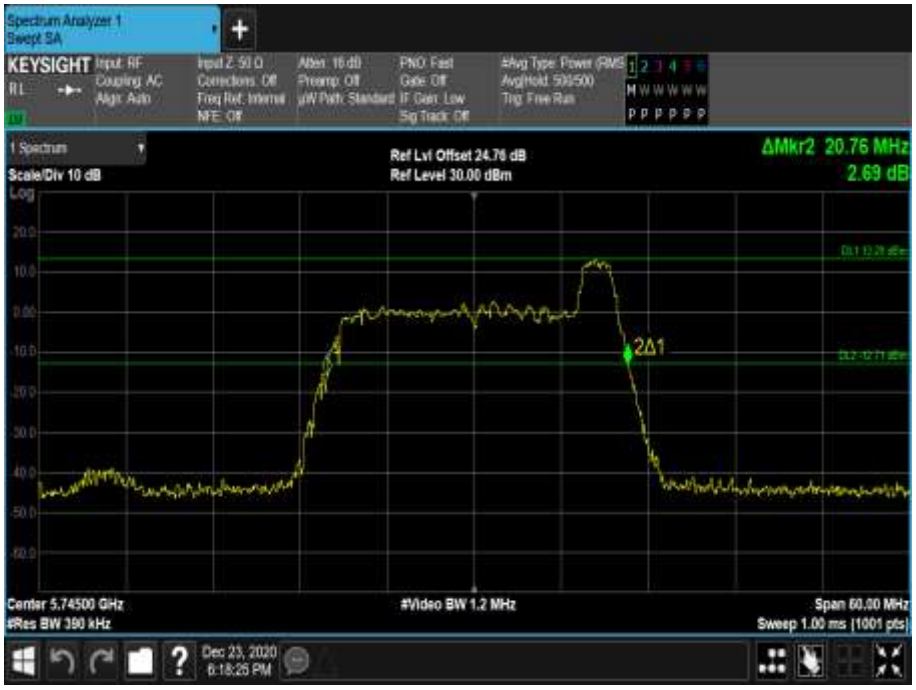

Figure 725 - 5745 MHz - 26 dB Emission Bandwidth

Figure 726 - 5745 MHz - 99% Occupied Bandwidth

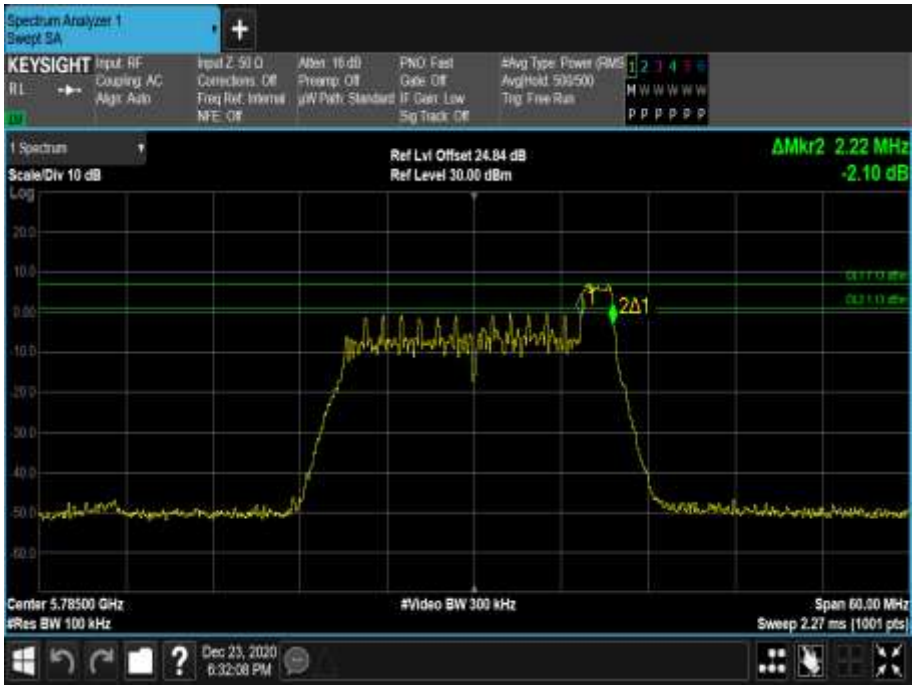

Figure 727 - 5785 MHz - 6 dB DTS Bandwidth

Figure 728 - 5785 MHz - 26 dB Emission Bandwidth

Figure 729 - 5785 MHz - 99% Occupied Bandwidth

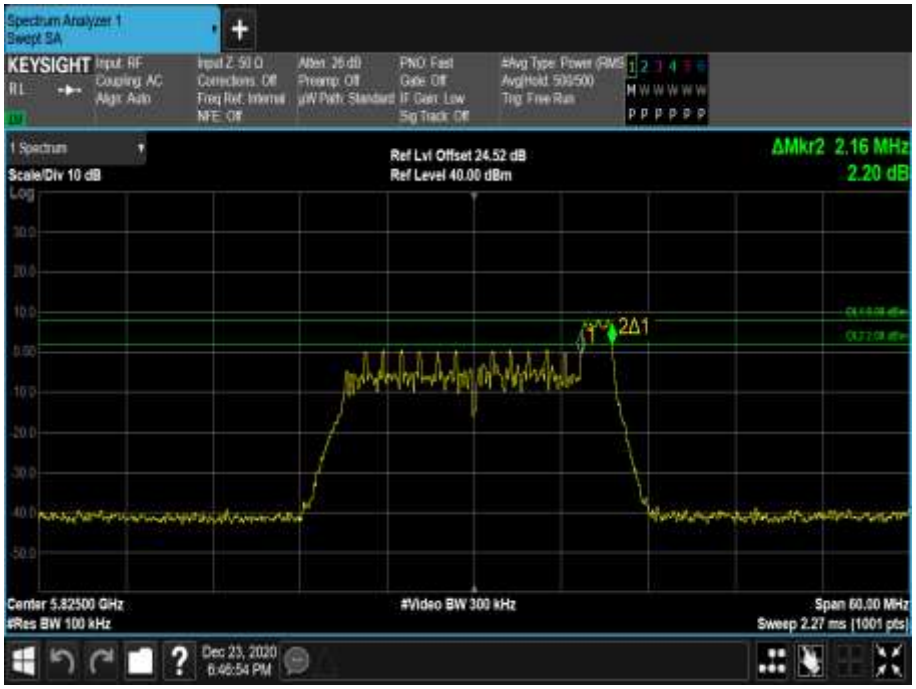

Figure 730 - 5825 MHz - 6 dB DTS Bandwidth

Figure 731 - 5825 MHz - 26 dB Emission Bandwidth

Figure 732 - 5825 MHz - 99% Occupied Bandwidth

Channel	Straddle	Bottom	Top
Frequency (MHz)	5710	5755	5795
6 dB Bandwidth (MHz)	3.360	36.720	36.600
26 dB Bandwidth (MHz)	16.440	63.960	64.080
99% Bandwidth (MHz)	36.491	36.576	36.627

Table 602 - 802.11n / HT40 MCS7 / SISO / Core 0

Figure 733 - 5710 MHz - 6 dB DTS Bandwidth

Figure 734 - 5710 MHz - 26 dB Emission Bandwidth

Figure 735 - 5710 MHz - 99% Occupied Bandwidth

Figure 736 - 5755 MHz - 6 dB DTS Bandwidth

Figure 737 - 5755 MHz - 26 dB Emission Bandwidth

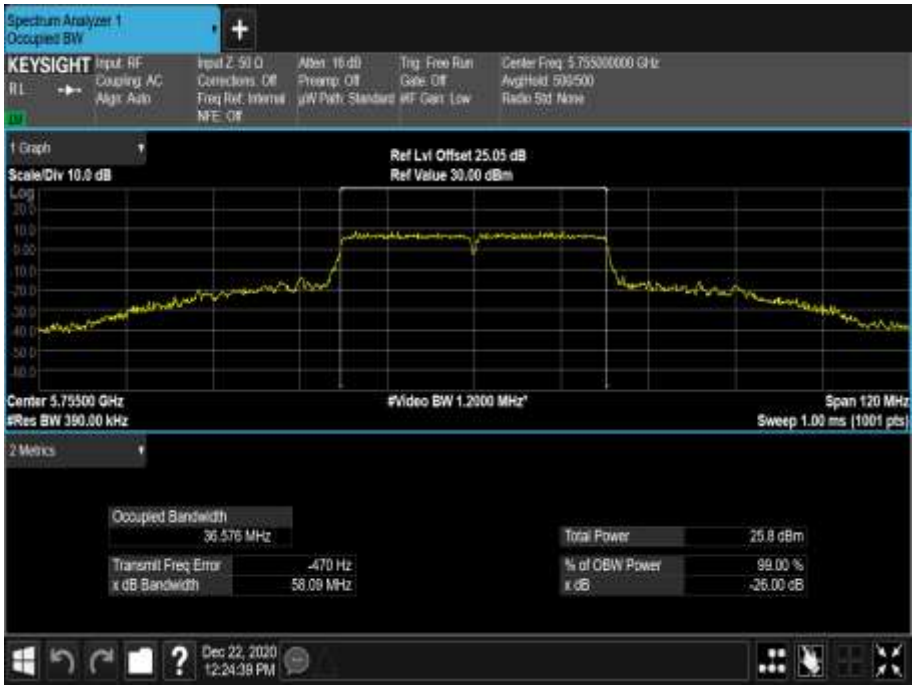

Figure 738 - 5755 MHz - 99% Occupied Bandwidth

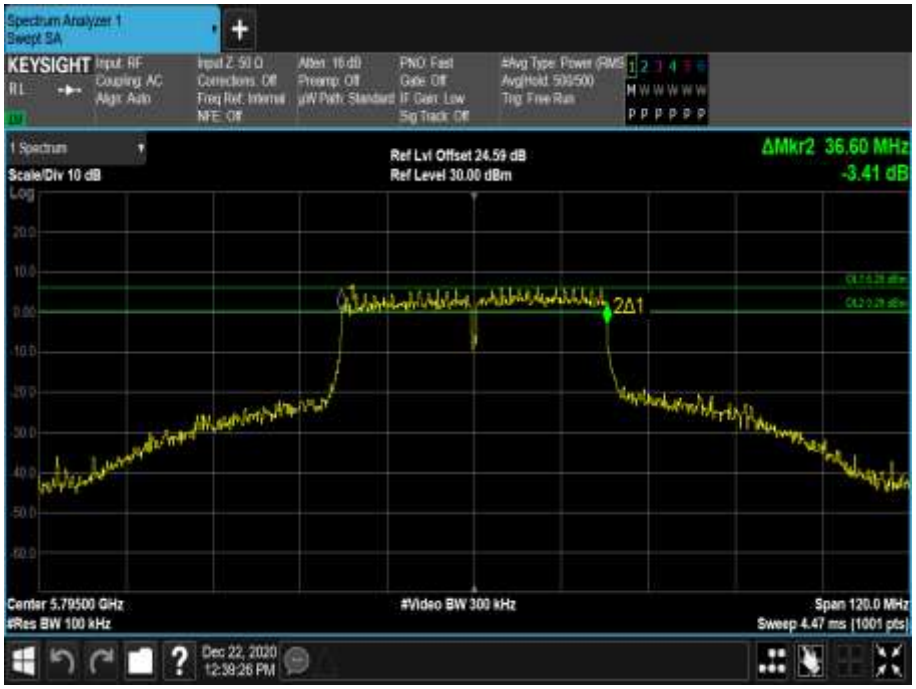

Figure 739 - 5795 MHz - 6 dB DTS Bandwidth

Figure 740 - 5795 MHz - 26 dB Emission Bandwidth

Figure 741 - 5795 MHz - 99% Occupied Bandwidth

Channel	Straddle	Bottom	Top
Frequency (MHz)	5710	5755	5795
6 dB Bandwidth (MHz)	3.360	36.720	36.600
26 dB Bandwidth (MHz)	5.760	50.280	64.320
99% Bandwidth (MHz)	36.403	36.490	36.696

Table 603 - 802.11n / HT40 MCS7 / MIMO CDD / Cores 0+1

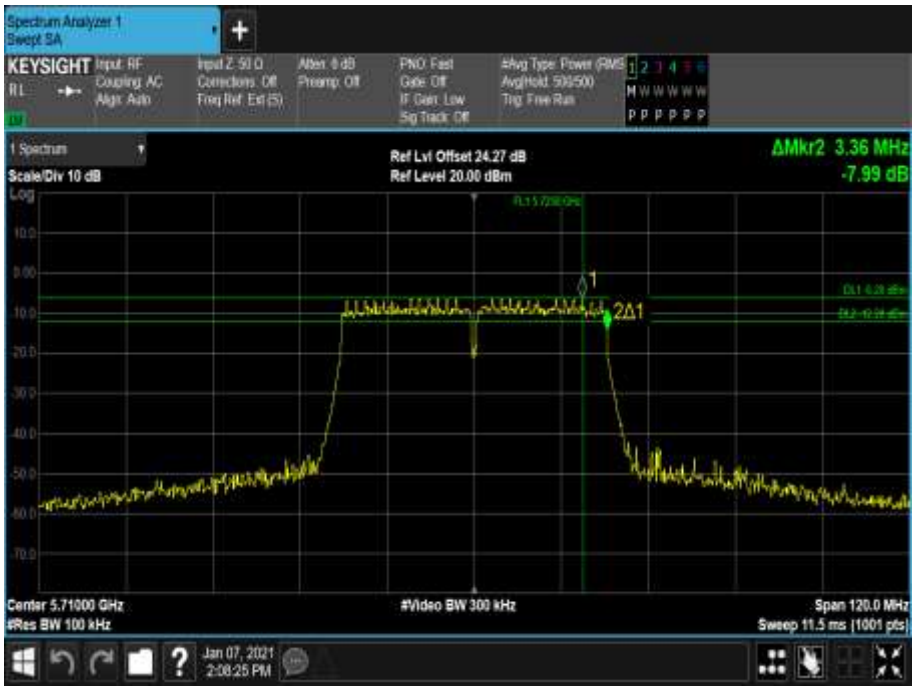

Figure 742 - 5710 MHz - 6 dB DTS Bandwidth

Figure 743 - 5710 MHz - 26 dB Emission Bandwidth

Figure 744 - 5710 MHz - 99% Occupied Bandwidth

Figure 745 - 5755 MHz - 6 dB DTS Bandwidth

Figure 746 - 5755 MHz - 26 dB Emission Bandwidth

Figure 747 - 5755 MHz - 99% Occupied Bandwidth

Figure 748 - 5795 MHz - 6 dB DTS Bandwidth

Figure 749 - 5795 MHz - 26 dB Emission Bandwidth

Figure 750 - 5795 MHz - 99% Occupied Bandwidth

Channel	Straddle	Bottom	Top
Frequency (MHz)	5710	5755	5795
6 dB Bandwidth (MHz)	3.360	36.720	36.600
26 dB Bandwidth (MHz)	23.040	53.400	59.520
99% Bandwidth (MHz)	36.643	36.466	36.640

Table 604 - 802.11n / HT40 MCS15 / MIMO SDM / Cores 0+1

Figure 751 - 5710 MHz - 6 dB DTS Bandwidth

Figure 752 - 5710 MHz - 26 dB Emission Bandwidth

Figure 753 - 5710 MHz - 99% Occupied Bandwidth

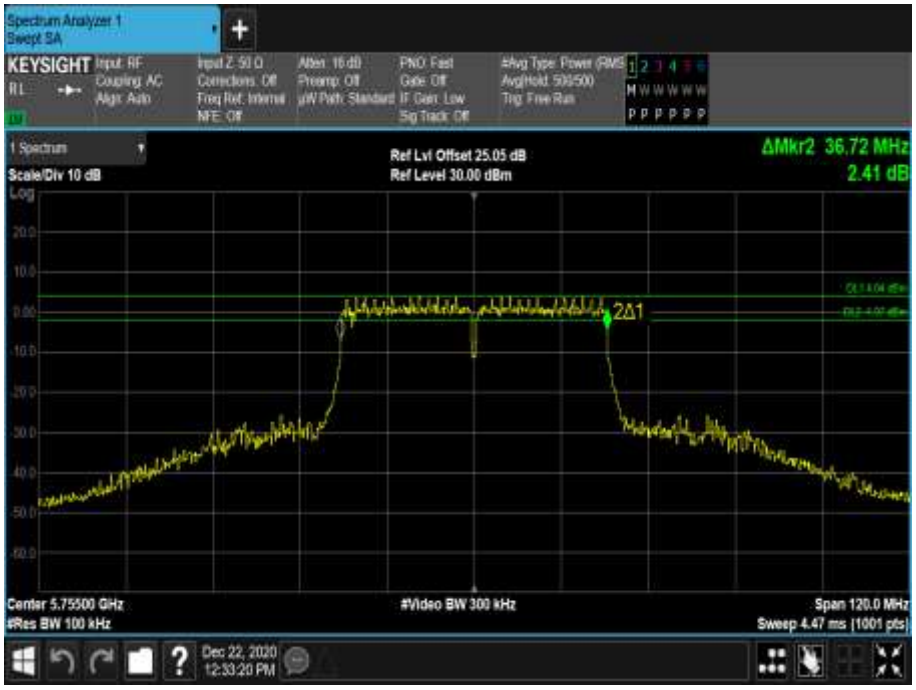

Figure 754 - 5755 MHz - 6 dB DTS Bandwidth

Figure 755 - 5755 MHz - 26 dB Emission Bandwidth

Figure 756 - 5755 MHz - 99% Occupied Bandwidth

Figure 757 - 5795 MHz - 6 dB DTS Bandwidth

Figure 758 - 5795 MHz - 26 dB Emission Bandwidth

Figure 759 - 5795 MHz - 99% Occupied Bandwidth

Channel	Straddle	Bottom	Top
Frequency (MHz)	5710	5755	5795
6 dB Bandwidth (MHz)	3.360	36.720	36.600
26 dB Bandwidth (MHz)	5.640	41.040	41.280
99% Bandwidth (MHz)	36.352	36.429	36.390

Table 605 - 802.11ac / VHT40 MCS7x1 / MIMO TxBF / Cores 0+1

Figure 760 - 5710 MHz - 6 dB DTS Bandwidth

Figure 761 - 5710 MHz - 26 dB Emission Bandwidth

Figure 762 - 5710 MHz - 99% Occupied Bandwidth

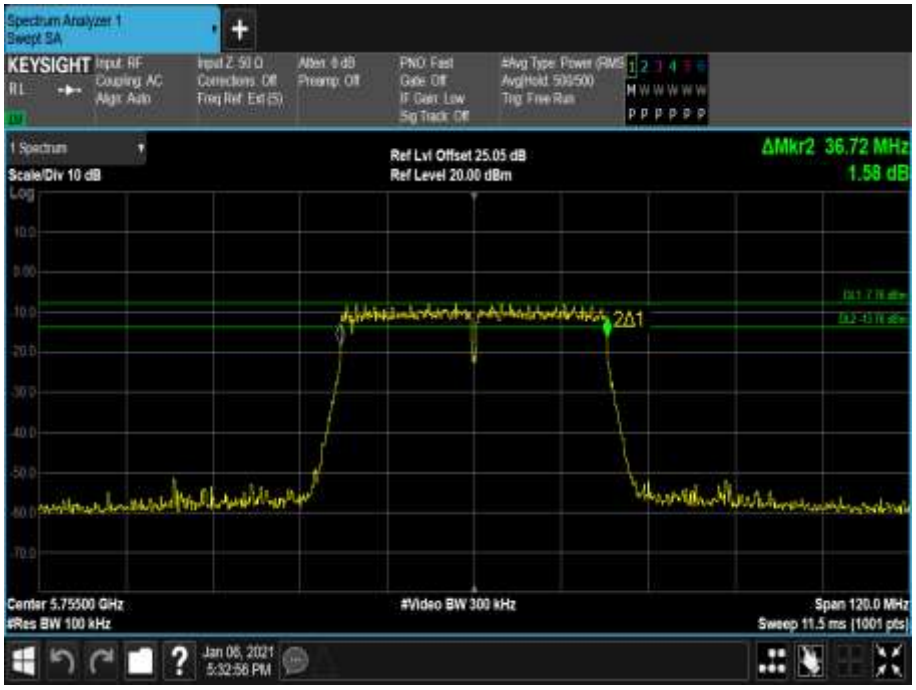

Figure 763 - 5755 MHz - 6 dB DTS Bandwidth

Figure 764 - 5755 MHz - 26 dB Emission Bandwidth

Figure 765 - 5755 MHz - 99% Occupied Bandwidth

Figure 766 - 5795 MHz - 6 dB DTS Bandwidth

Figure 767 - 5795 MHz - 26 dB Emission Bandwidth

Figure 768 - 5795 MHz - 99% Occupied Bandwidth

Channel	Straddle	Bottom	Top
Frequency (MHz)	5710	5755	5795
6 dB Bandwidth (MHz)	4.080	38.280	38.040
26 dB Bandwidth (MHz)	8.040	55.440	52.560
99% Bandwidth (MHz)	37.821	37.911	37.844

Table 606 - 802.11ax / HE40 MCS7x1 / SU / SISO / Core 0

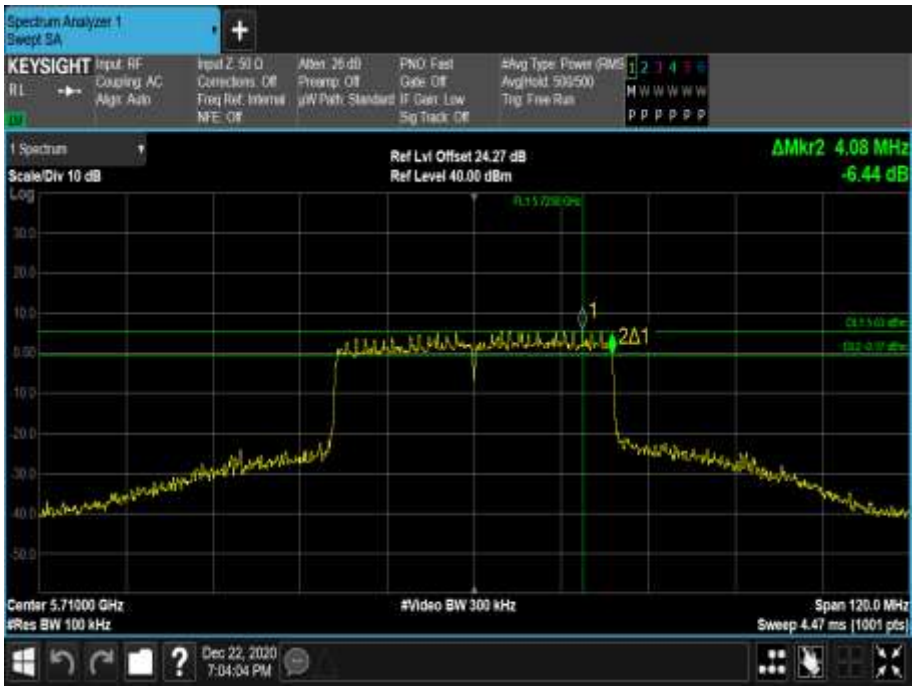

Figure 769 - 5710 MHz - 6 dB DTS Bandwidth

Figure 770 - 5710 MHz - 26 dB Emission Bandwidth

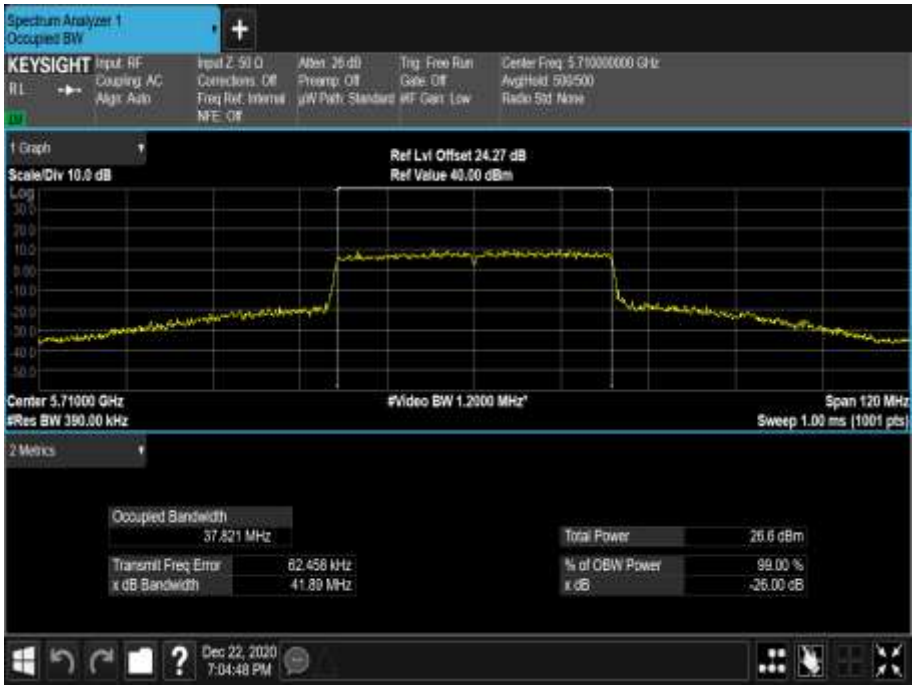

Figure 771 - 5710 MHz - 99% Occupied Bandwidth

Figure 772 - 5755 MHz - 6 dB DTS Bandwidth

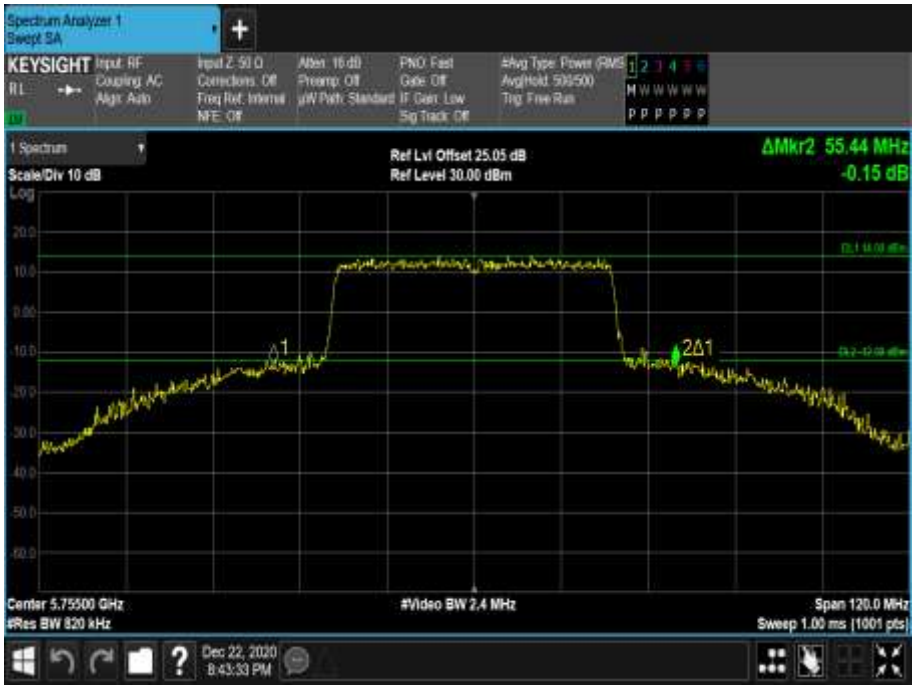

Figure 773 - 5755 MHz - 26 dB Emission Bandwidth

Figure 774 - 5755 MHz - 99% Occupied Bandwidth

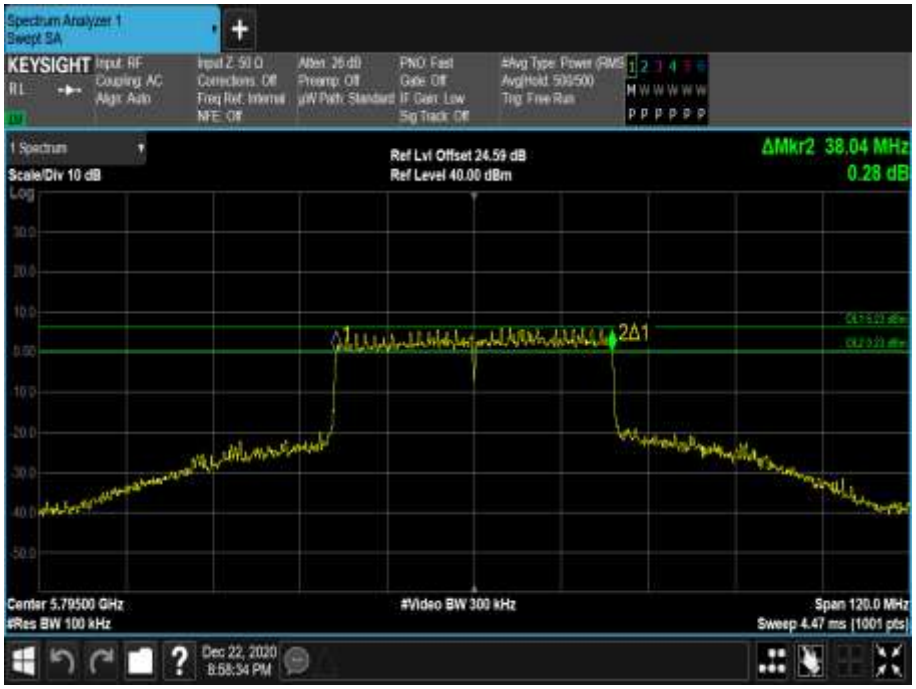

Figure 775 - 5795 MHz - 6 dB DTS Bandwidth

Figure 776 - 5795 MHz - 26 dB Emission Bandwidth

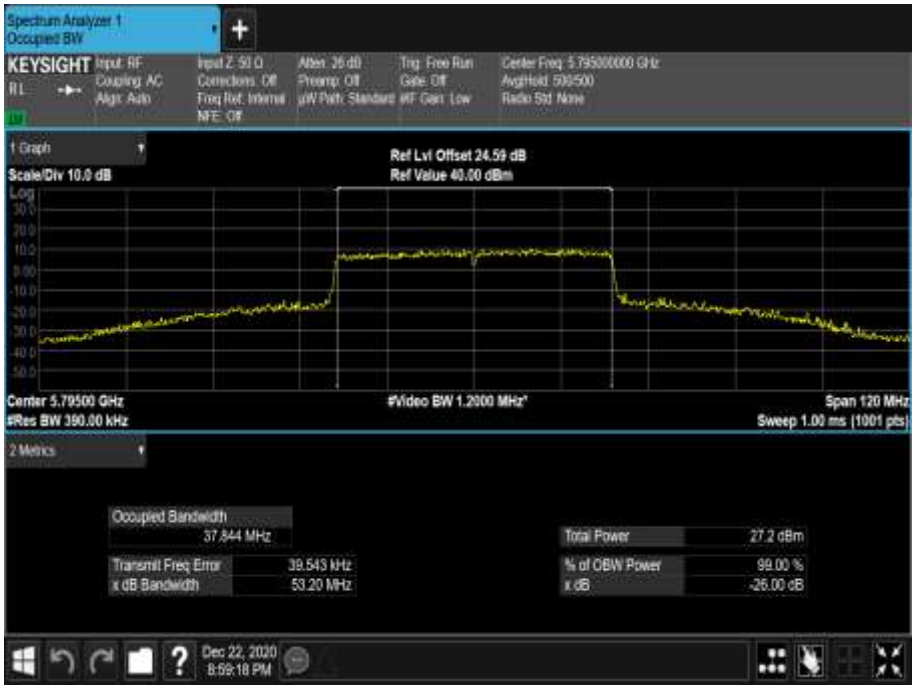

Figure 777 - 5795 MHz - 99% Occupied Bandwidth

Channel	Bottom	Top
Frequency (MHz)	5755	5795
6 dB Bandwidth (MHz)	2.400	2.280
26 dB Bandwidth (MHz)	19.680	20.040
99% Bandwidth (MHz)	18.564	18.874

Table 607 - 802.11ax / HE40 MCS7x1 / RU 26-0 / SISO / Core 0

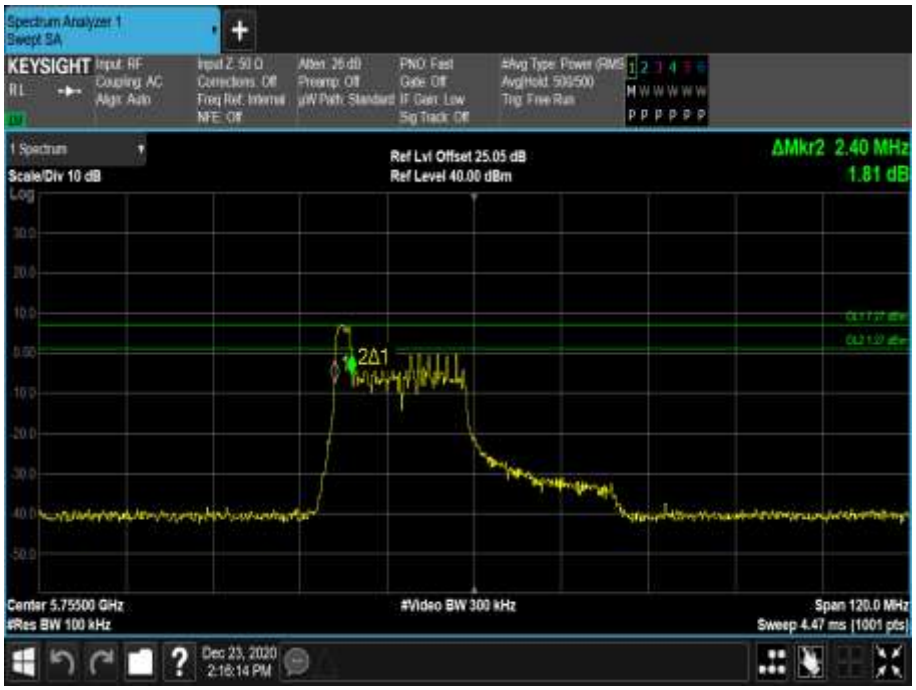

Figure 778 - 5755 MHz - 6 dB DTS Bandwidth

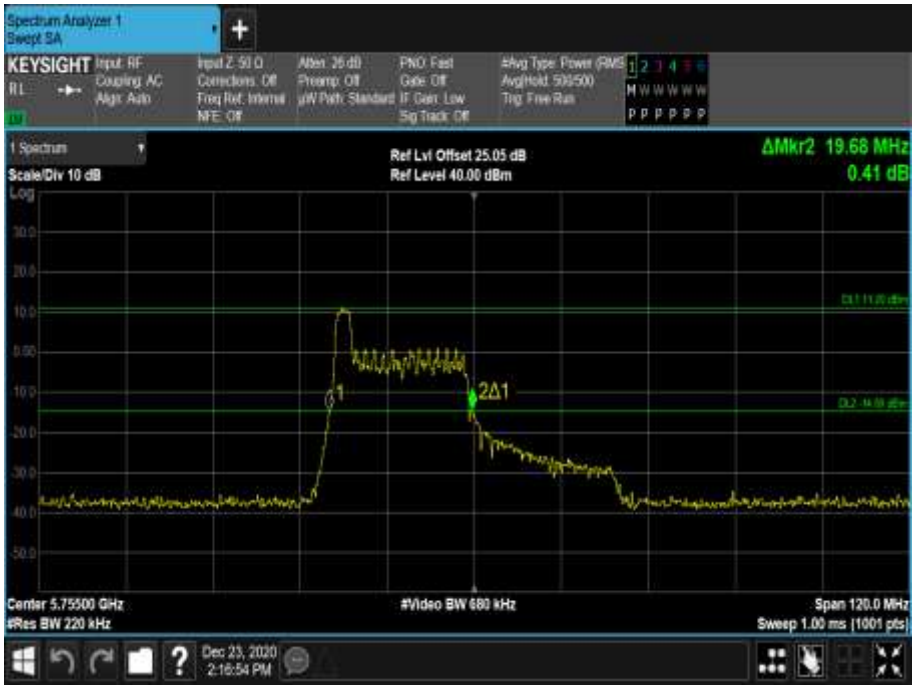

Figure 779 - 5755 MHz - 26 dB Emission Bandwidth

Figure 780 - 5755 MHz - 99% Occupied Bandwidth

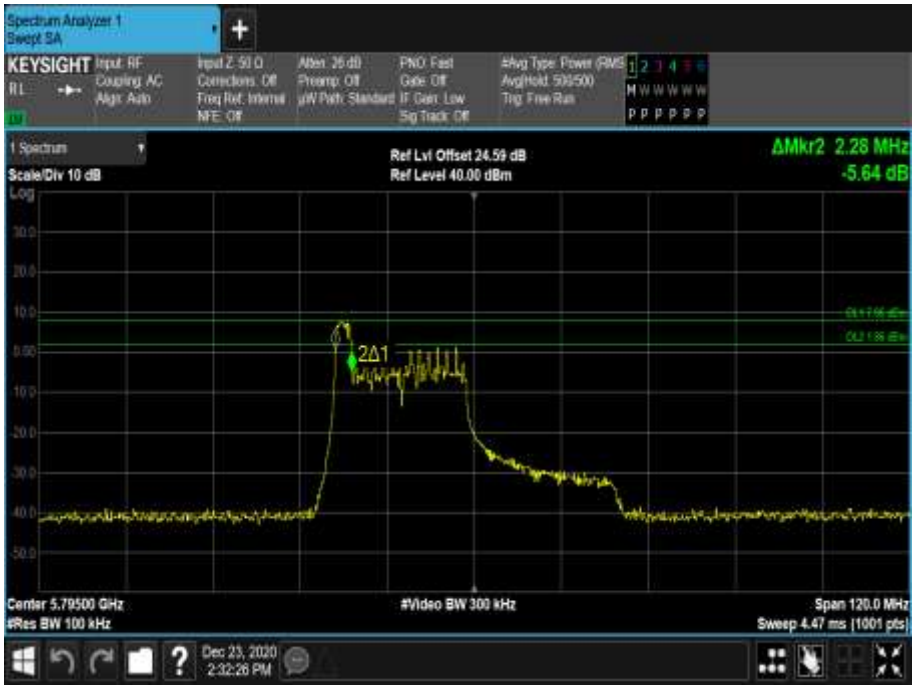

Figure 781 - 5795 MHz - 6 dB DTS Bandwidth

Figure 782 - 5795 MHz - 26 dB Emission Bandwidth

Figure 783 - 5795 MHz - 99% Occupied Bandwidth

Channel	Bottom	Top
Frequency (MHz)	5755	5795
6 dB Bandwidth (MHz)	2.160	2.280
26 dB Bandwidth (MHz)	19.680	19.680
99% Bandwidth (MHz)	18.567	18.457

Table 608 - 802.11ax / HE40 MCS7x1 / RU 26-17 / SISO / Core 0

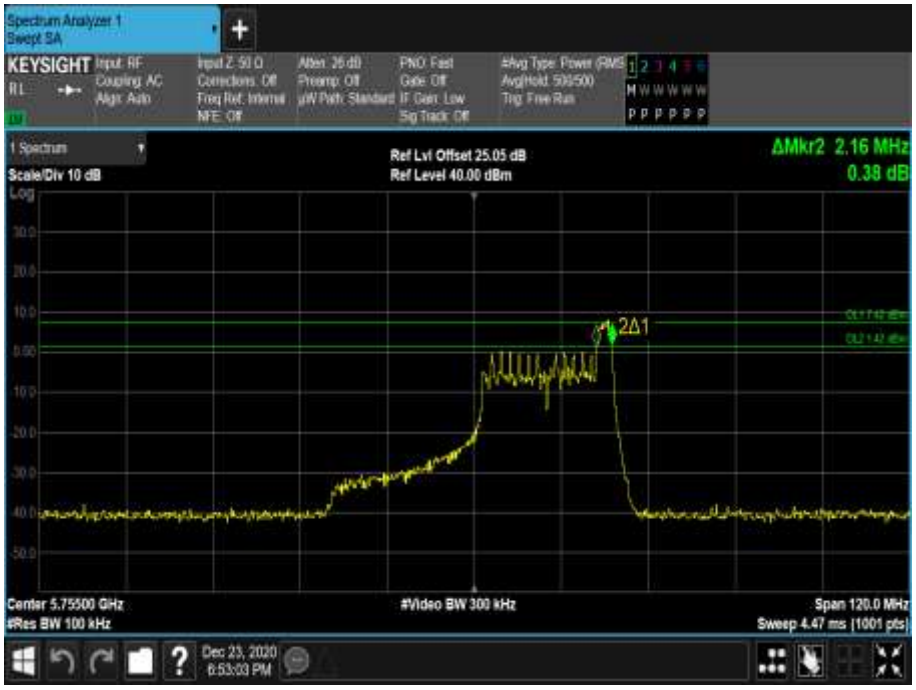

Figure 784 - 5755 MHz - 6 dB DTS Bandwidth

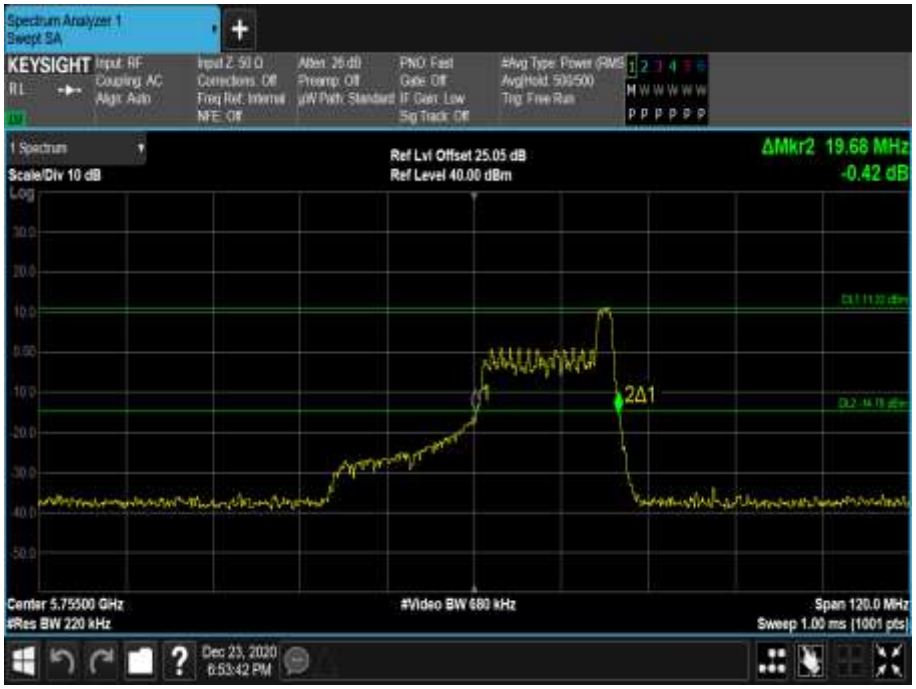

Figure 785 - 5755 MHz - 26 dB Emission Bandwidth

Figure 786 - 5755 MHz - 99% Occupied Bandwidth

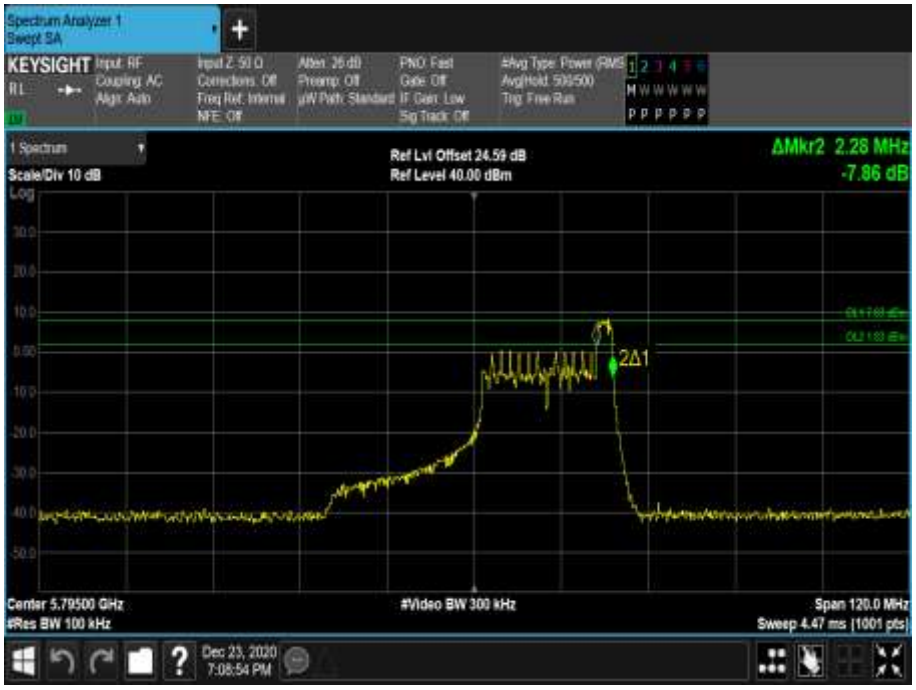

Figure 787 - 5795 MHz - 6 dB DTS Bandwidth

Figure 788 - 5795 MHz - 26 dB Emission Bandwidth

Figure 789 - 5795 MHz - 99% Occupied Bandwidth

Channel	Straddle	Bottom	Top
Frequency (MHz)	5710	5755	5795
6 dB Bandwidth (MHz)	4.080	38.160	38.040
26 dB Bandwidth (MHz)	5.640	43.920	58.200
99% Bandwidth (MHz)	37.772	37.820	37.867

Table 609 - 802.11ax / HE40 MCS7x1 / SU / MIMO CDD / Cores 0+1

Figure 790 - 5710 MHz - 6 dB DTS Bandwidth

Figure 791 - 5710 MHz - 26 dB Emission Bandwidth

Figure 792 - 5710 MHz - 99% Occupied Bandwidth

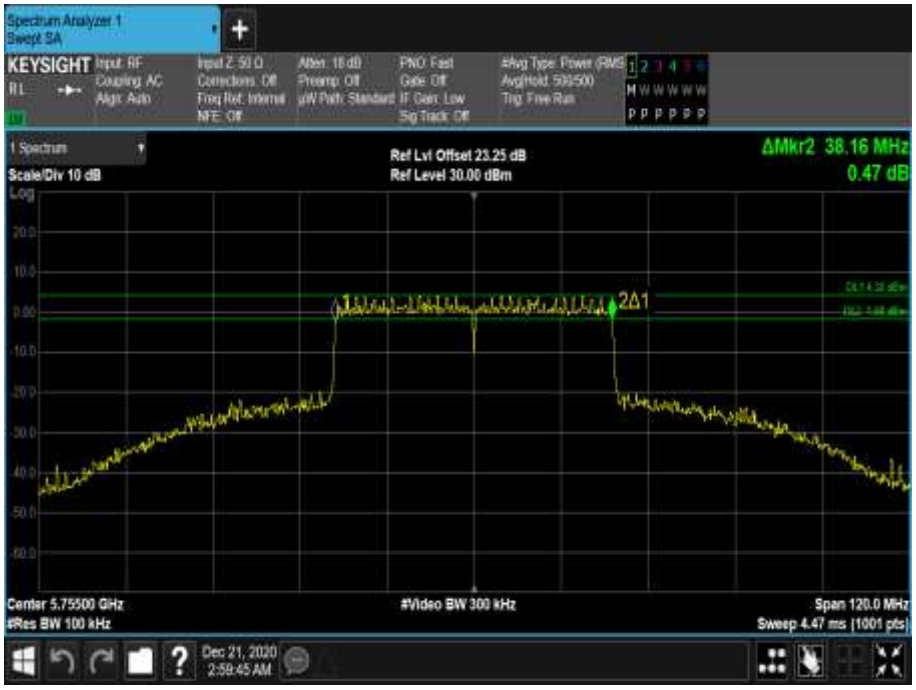

Figure 793 - 5755 MHz - 6 dB DTS Bandwidth

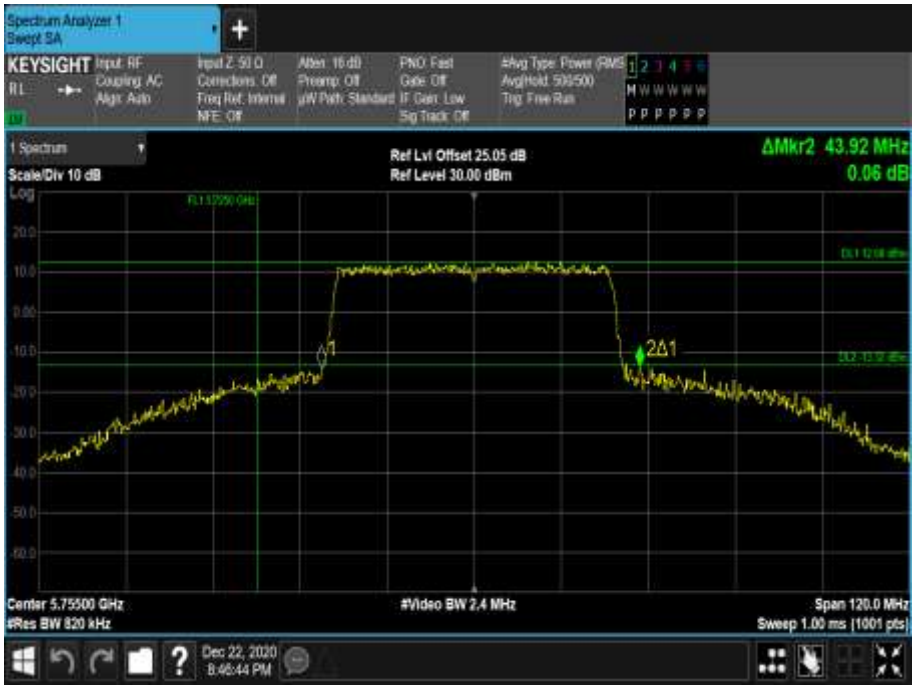

Figure 794 - 5755 MHz - 26 dB Emission Bandwidth

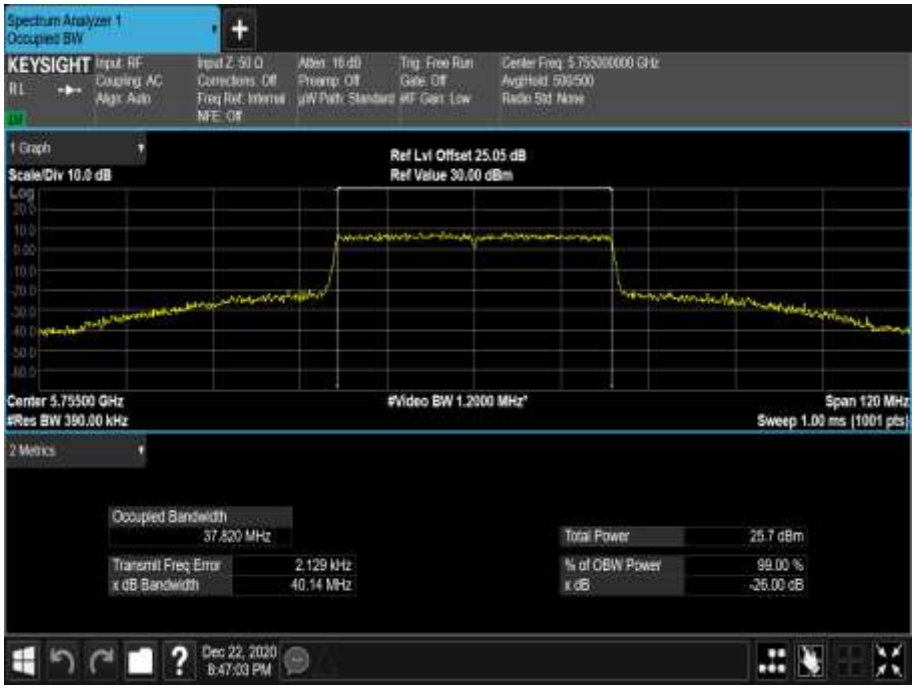

Figure 795 - 5755 MHz - 99% Occupied Bandwidth

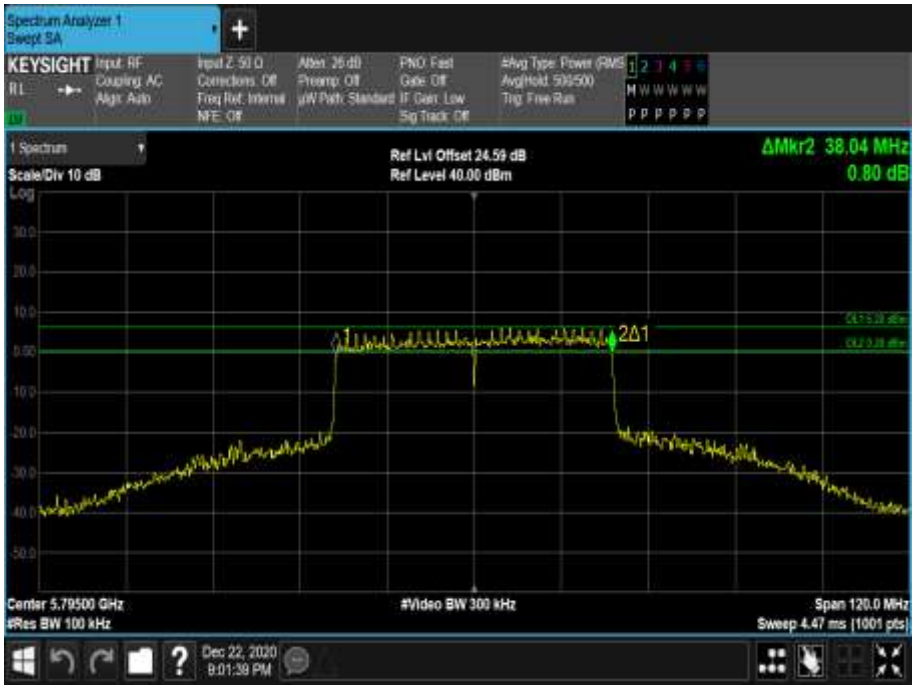

Figure 796 - 5795 MHz - 6 dB DTS Bandwidth

Figure 797 - 5795 MHz - 26 dB Emission Bandwidth

Figure 798 - 5795 MHz - 99% Occupied Bandwidth

Channel	Bottom	Top
Frequency (MHz)	5755	5795
6 dB Bandwidth (MHz)	2.280	2.280
26 dB Bandwidth (MHz)	19.560	20.400
99% Bandwidth (MHz)	18.409	18.742

Table 610 - 802.11ax / HE40 MCS7x1 / RU 26-0 / MIMO CDD / Cores 0+1

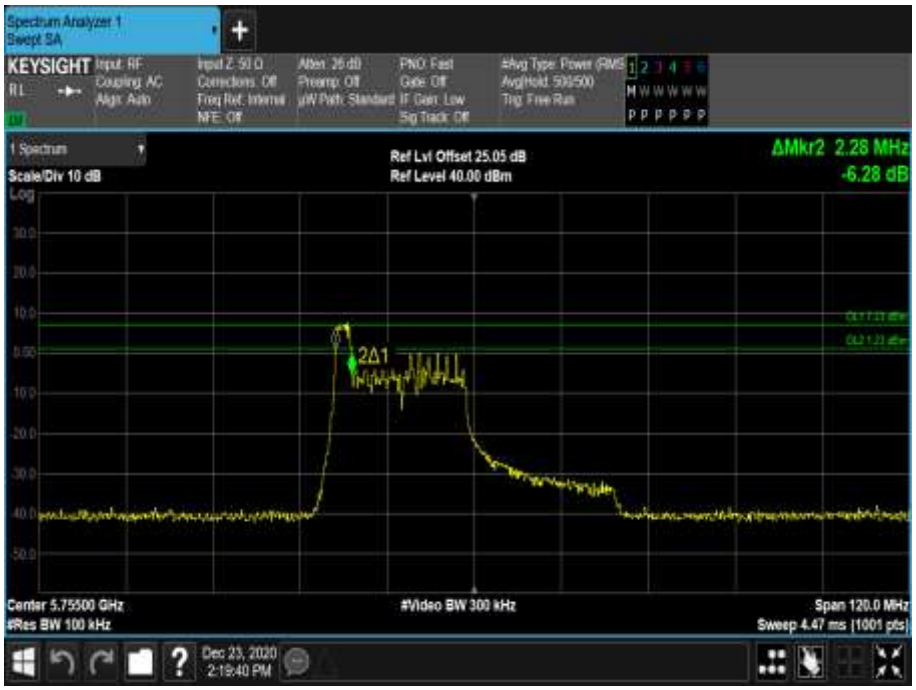

Figure 799 - 5755 MHz - 6 dB DTS Bandwidth

Figure 800 - 5755 MHz - 26 dB Emission Bandwidth

Figure 801 - 5755 MHz - 99% Occupied Bandwidth

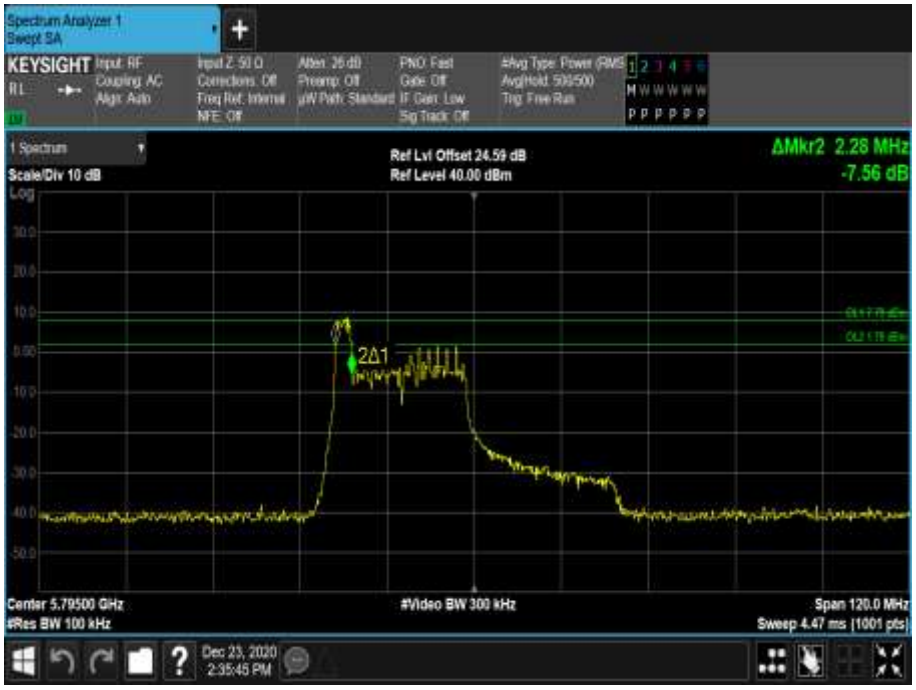

Figure 802 - 5795 MHz - 6 dB DTS Bandwidth

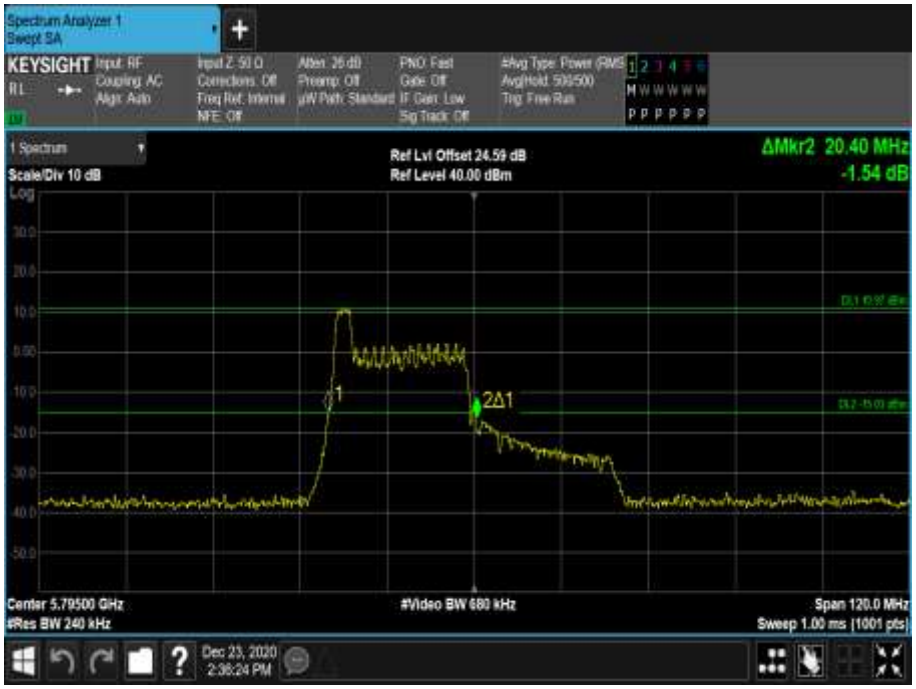

Figure 803 - 5795 MHz - 26 dB Emission Bandwidth

Figure 804 - 5795 MHz - 99% Occupied Bandwidth

Channel	Bottom	Top
Frequency (MHz)	5755	5795
6 dB Bandwidth (MHz)	2.160	2.280
26 dB Bandwidth (MHz)	20.520	19.800
99% Bandwidth (MHz)	18.497	18.449

Table 611 - 802.11ax / HE40 MCS7x1 / RU 26-17 / MIMO CDD / Cores 0+1

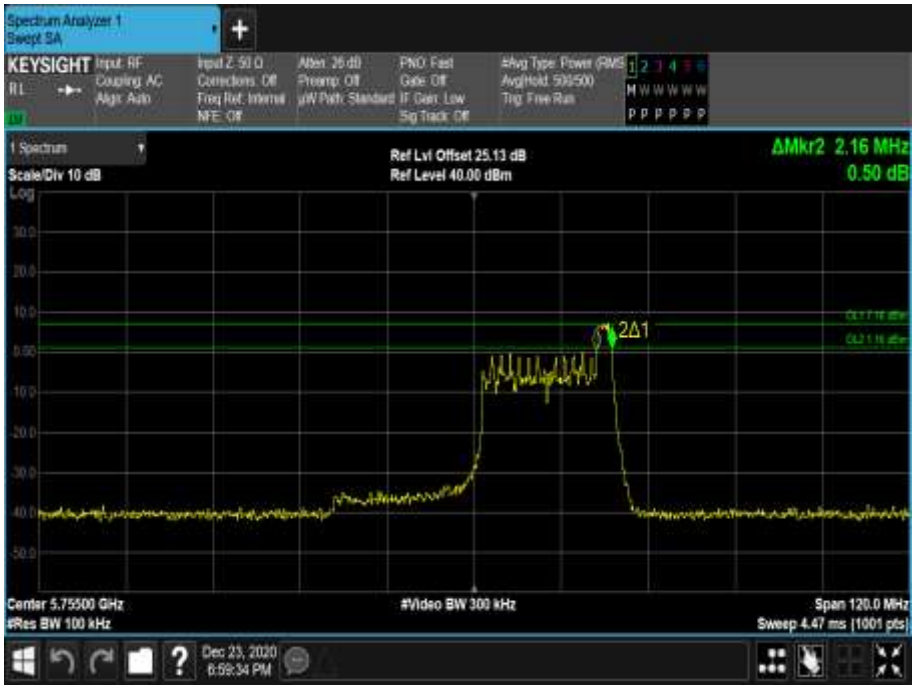

Figure 805 - 5755 MHz - 6 dB DTS Bandwidth

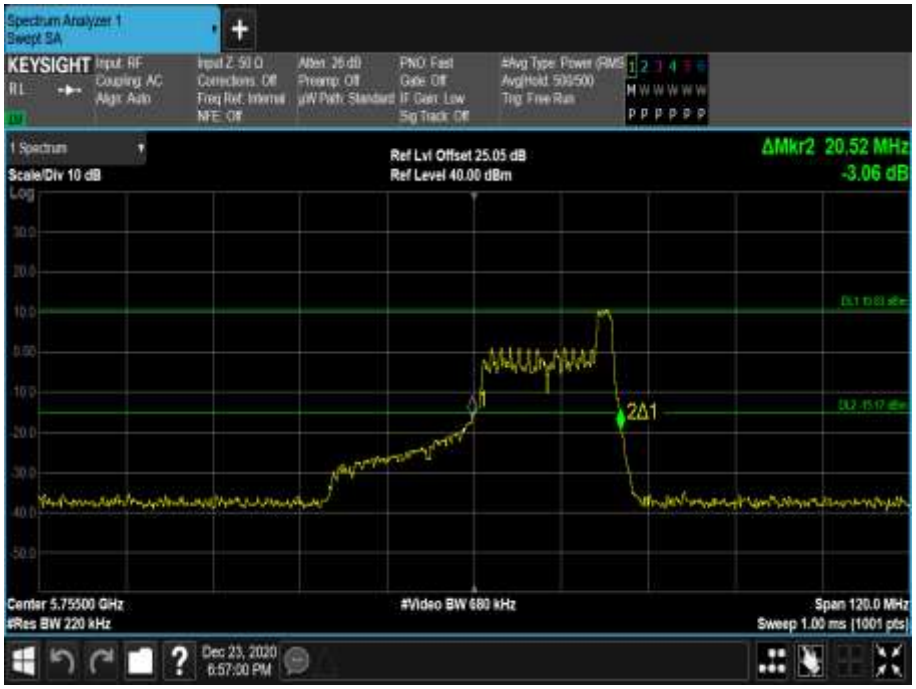

Figure 806 - 5755 MHz - 26 dB Emission Bandwidth

Figure 807 - 5755 MHz - 99% Occupied Bandwidth

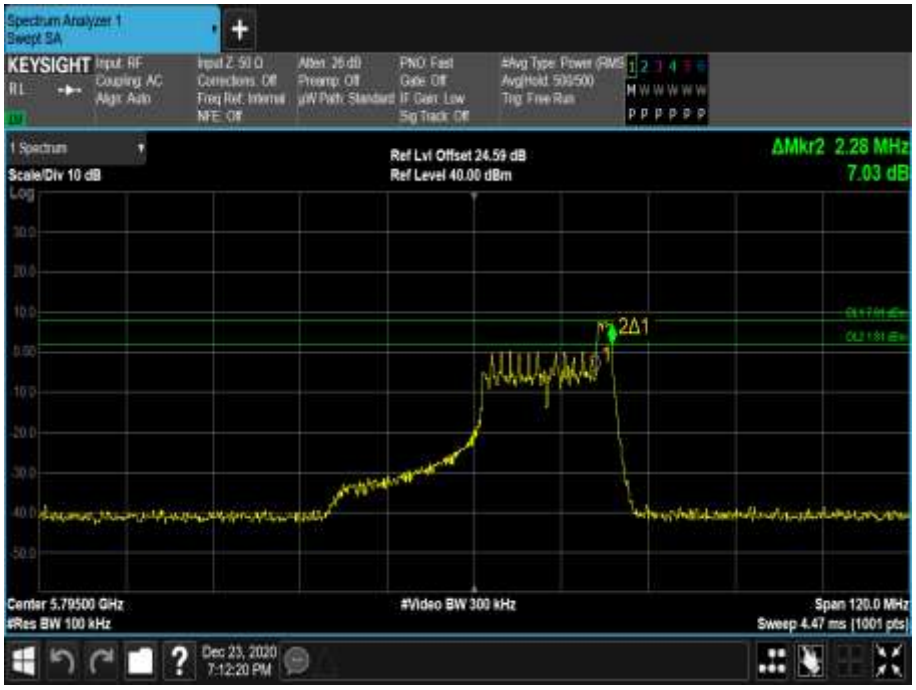

Figure 808 - 5795 MHz - 6 dB DTS Bandwidth

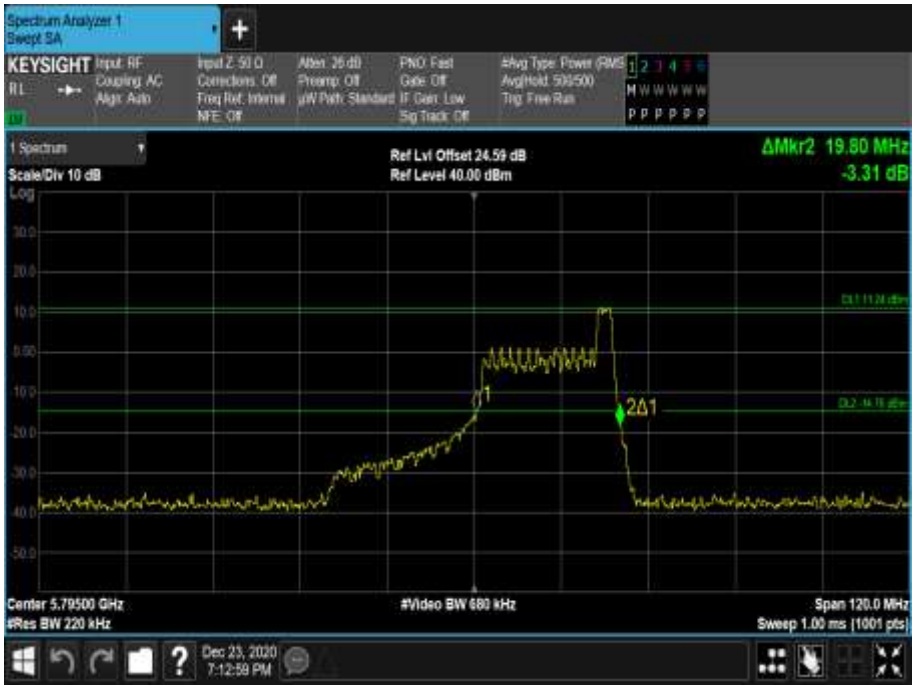

Figure 809 - 5795 MHz - 26 dB Emission Bandwidth

Figure 810 - 5795 MHz - 99% Occupied Bandwidth

Channel	Straddle	Bottom	Top
Frequency (MHz)	5710	5755	5795
6 dB Bandwidth (MHz)	4.080	38.040	38.040
26 dB Bandwidth (MHz)	22.560	42.840	63.960
99% Bandwidth (MHz)	38.075	37.866	37.960

Table 612 - 802.11ax / HE40 MCS7x2 / SU / MIMO SDM / Cores 0+1

Figure 811 - 5710 MHz - 6 dB DTS Bandwidth

Figure 812 - 5710 MHz - 26 dB Emission Bandwidth

Figure 813 - 5710 MHz - 99% Occupied Bandwidth

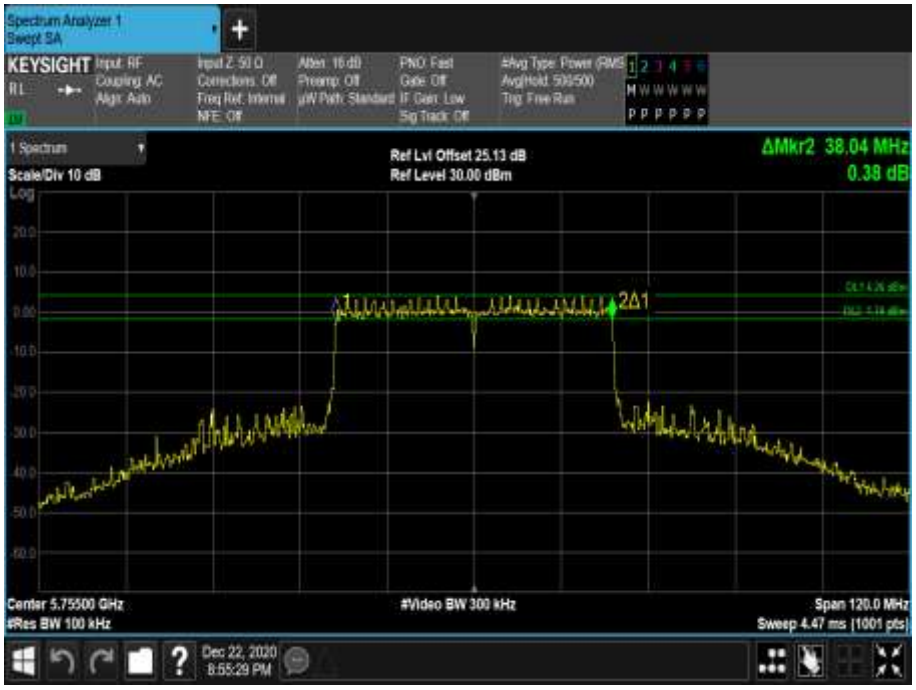

Figure 814 - 5755 MHz - 6 dB DTS Bandwidth

Figure 815 - 5755 MHz - 26 dB Emission Bandwidth

Figure 816 - 5755 MHz - 99% Occupied Bandwidth

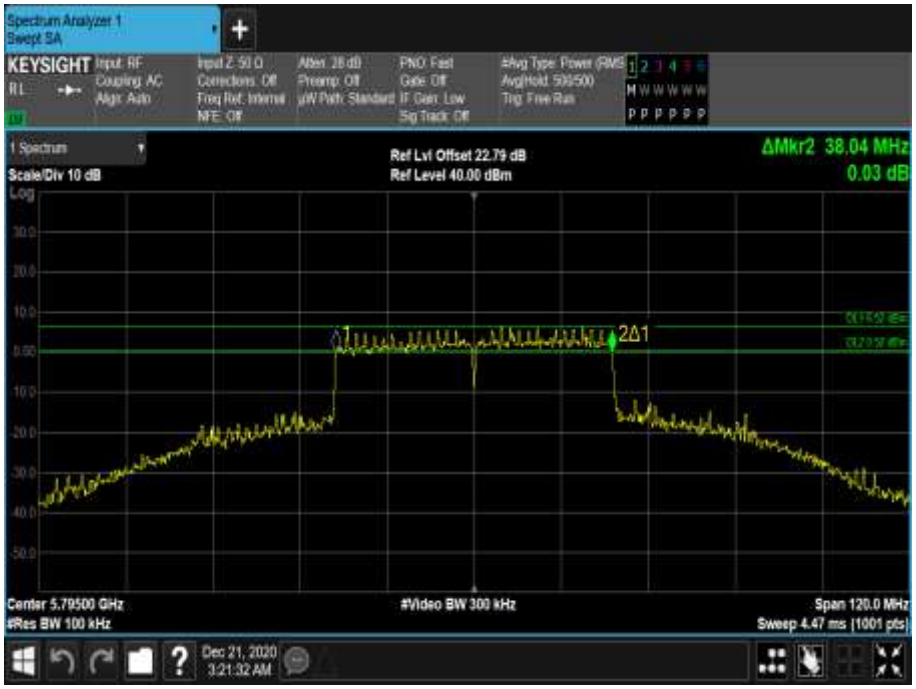

Figure 817 - 5795 MHz - 6 dB DTS Bandwidth

Figure 818 - 5795 MHz - 26 dB Emission Bandwidth

Figure 819 - 5795 MHz - 99% Occupied Bandwidth

Channel	Bottom	Top
Frequency (MHz)	5755	5795
6 dB Bandwidth (MHz)	2.160	2.160
26 dB Bandwidth (MHz)	19.920	19.800
99% Bandwidth (MHz)	18.331	18.883

Table 613 - 802.11ax / HE40 MCS7x2 / RU 26-0 / MIMO SDM / Cores 0+1

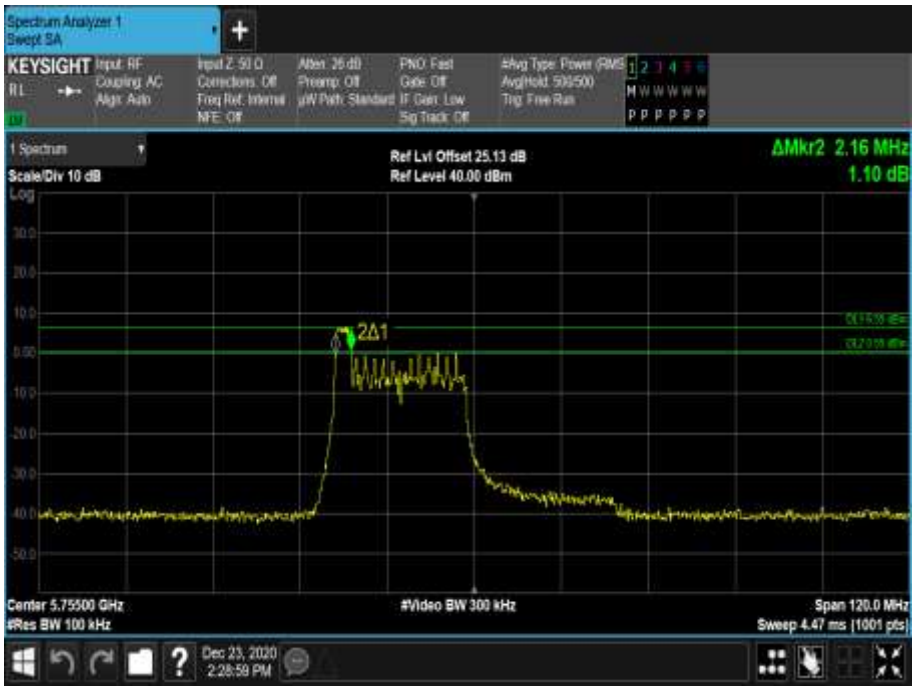

Figure 820 - 5755 MHz - 6 dB DTS Bandwidth

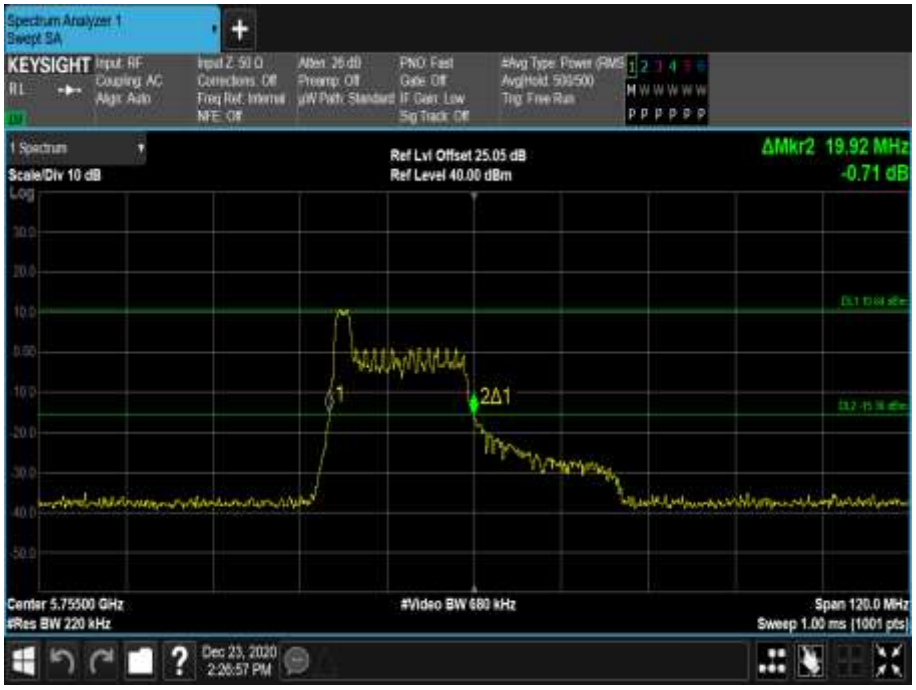

Figure 821 - 5755 MHz - 26 dB Emission Bandwidth

Figure 822 - 5755 MHz - 99% Occupied Bandwidth

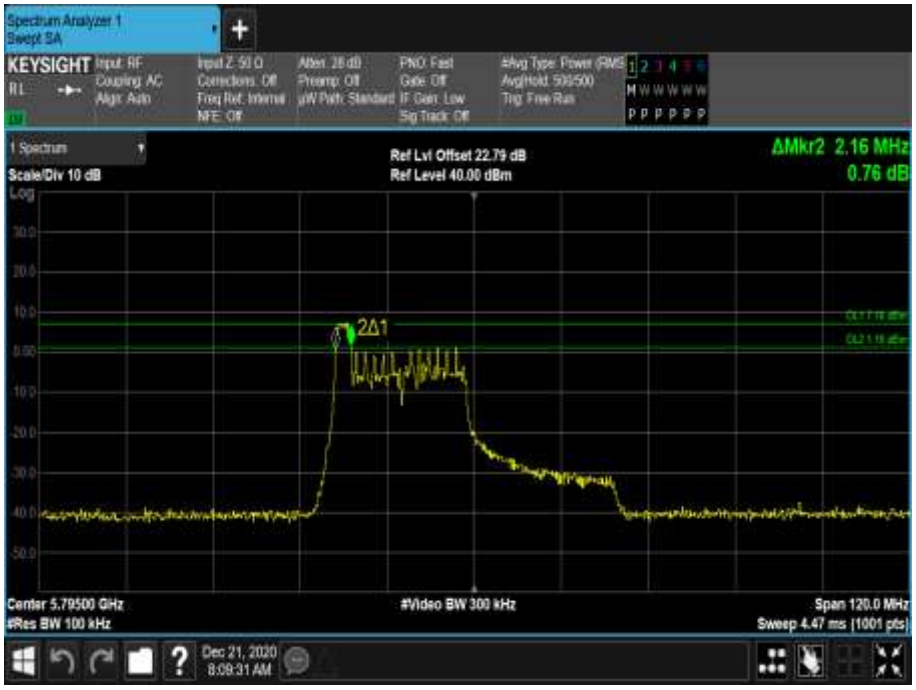

Figure 823 - 5795 MHz - 6 dB DTS Bandwidth

Figure 824 - 5795 MHz - 26 dB Emission Bandwidth

Figure 825 - 5795 MHz - 99% Occupied Bandwidth

Channel	Bottom	Top
Frequency (MHz)	5755	5795
6 dB Bandwidth (MHz)	2.400	2.280
26 dB Bandwidth (MHz)	19.800	19.800
99% Bandwidth (MHz)	18.578	18.451

Table 614 - 802.11ax / HE40 MCS7x2 / RU 26-17 / MIMO SDM / Cores 0+1

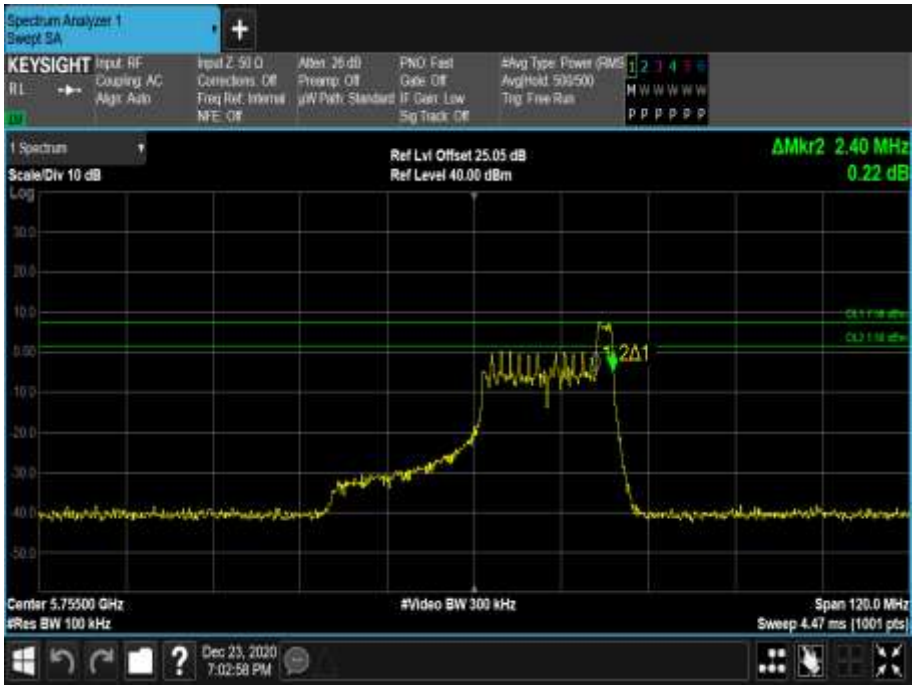

Figure 826 - 5755 MHz - 6 dB DTS Bandwidth

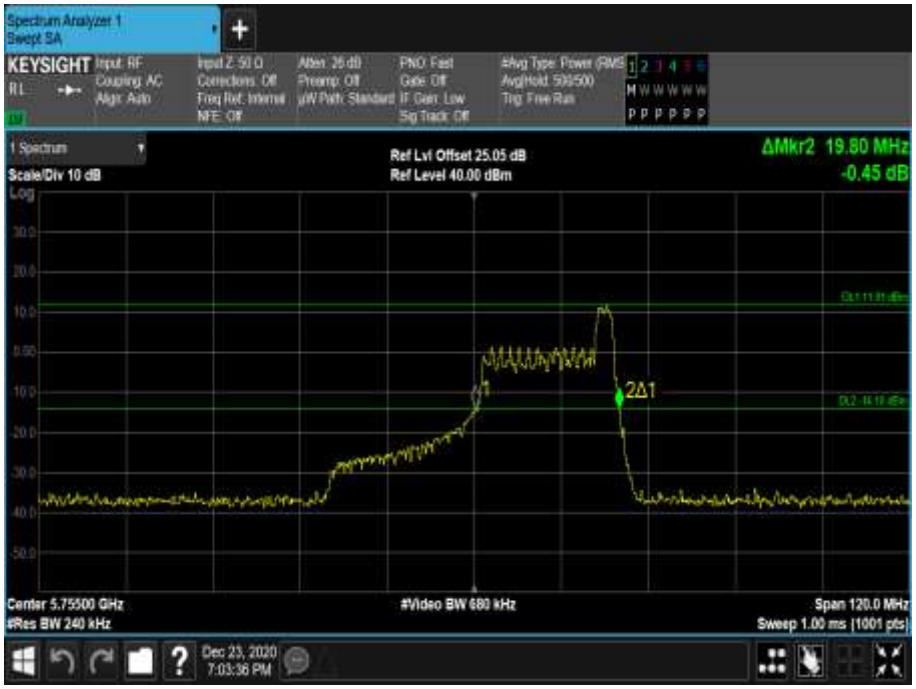

Figure 827 - 5755 MHz - 26 dB Emission Bandwidth

Figure 828 - 5755 MHz - 99% Occupied Bandwidth

Figure 829 - 5795 MHz - 6 dB DTS Bandwidth

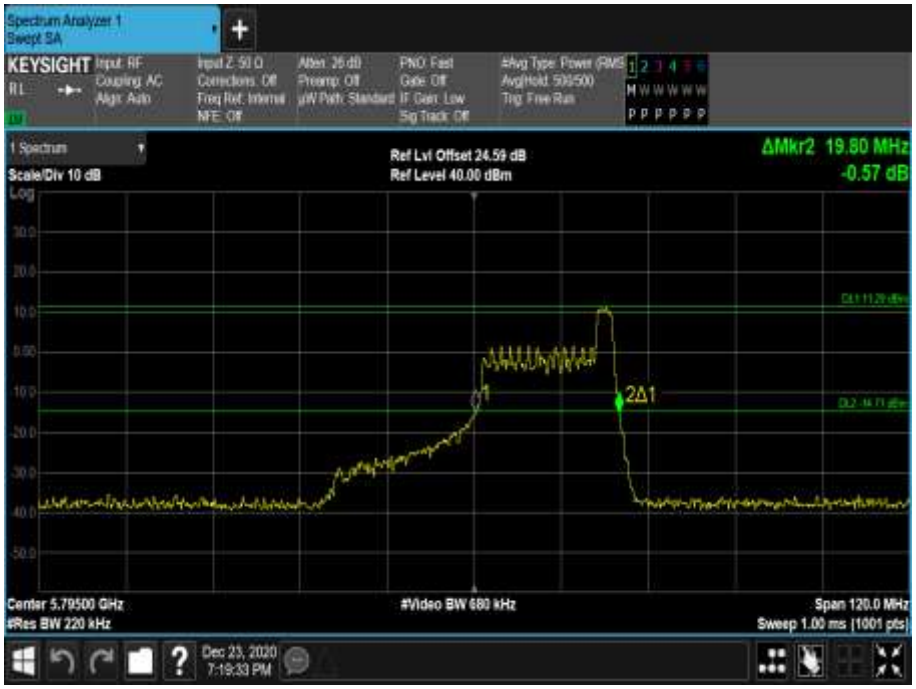

Figure 830 - 5795 MHz - 26 dB Emission Bandwidth

Figure 831 - 5795 MHz - 99% Occupied Bandwidth

Channel	Straddle	Middle
Frequency (MHz)	5690	5775
6 dB Bandwidth (MHz)	3.400	76.800
26 dB Bandwidth (MHz)	7.000	82.800
99% Bandwidth (MHz)	76.067	76.025

Table 615 - 802.11ac / VHT80 MCS7x1 / SISO / Core 0

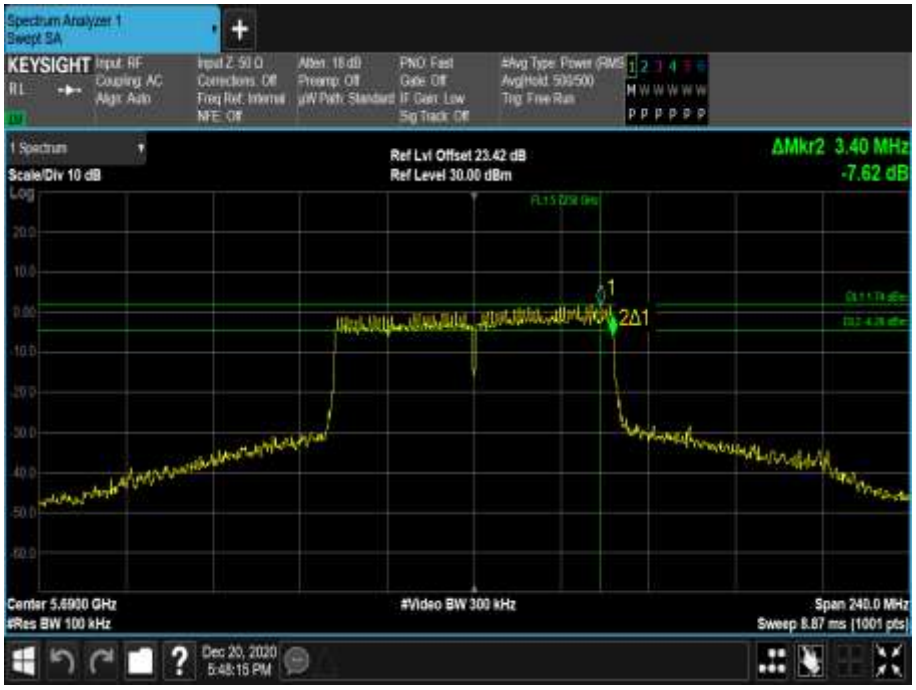

Figure 832 - 5690 MHz - 6 dB DTS Bandwidth

Figure 833 - 5690 MHz - 26 dB Emission Bandwidth

Figure 834 - 5690 MHz - 99% Occupied Bandwidth

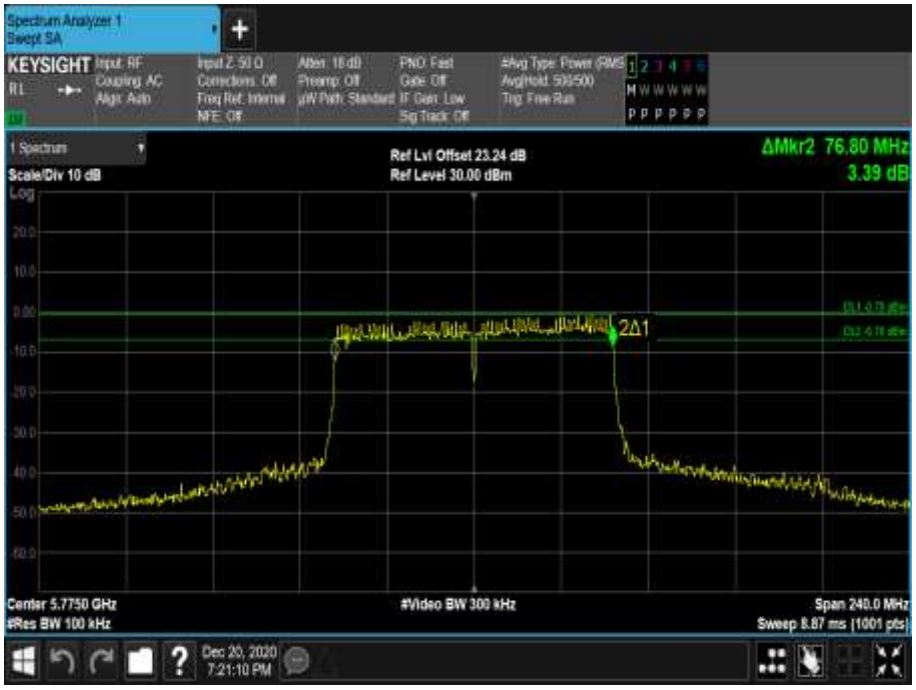

Figure 835 - 5775 MHz - 6 dB DTS Bandwidth

Figure 836 - 5775 MHz - 26 dB Emission Bandwidth

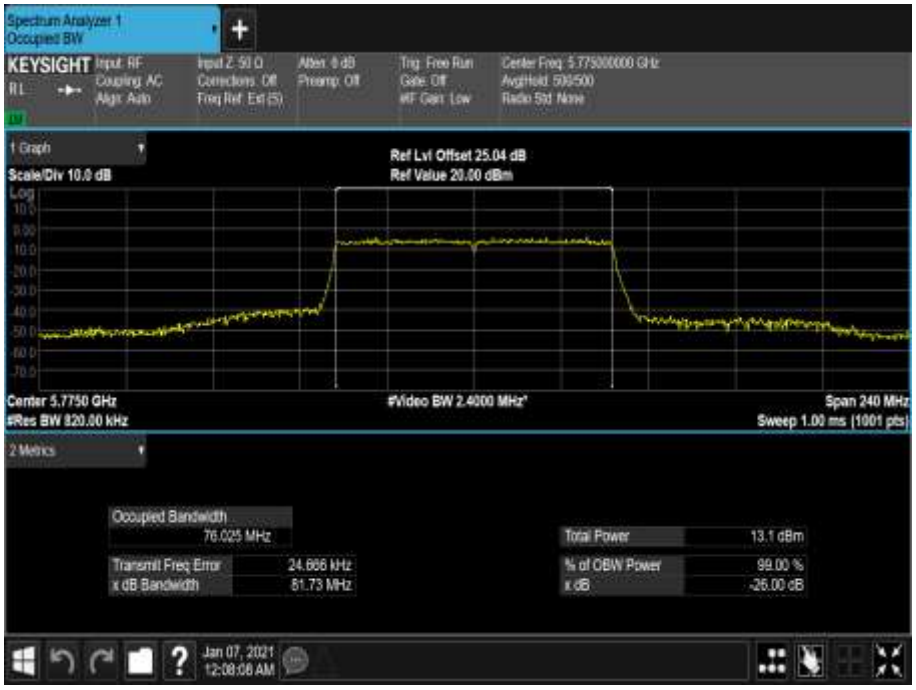

Figure 837 - 5775 MHz - 99% Occupied Bandwidth

Channel	Straddle	Middle
Frequency (MHz)	5690	5775
6 dB Bandwidth (MHz)	3.400	76.800
26 dB Bandwidth (MHz)	7.000	83.040
99% Bandwidth (MHz)	76.168	76.138

Table 616 - 802.11ac / VHT80 MCS7x1 / MIMO CDD / Cores 0+1

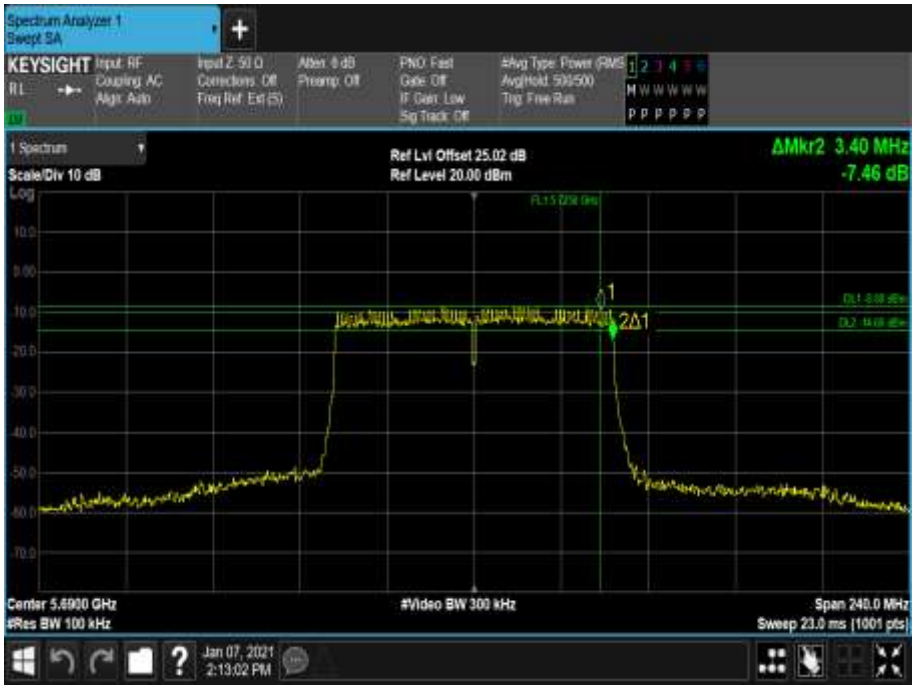

Figure 838 - 5690 MHz - 6 dB DTS Bandwidth

Figure 839 - 5690 MHz - 26 dB Emission Bandwidth

Figure 840 - 5690 MHz - 99% Occupied Bandwidth

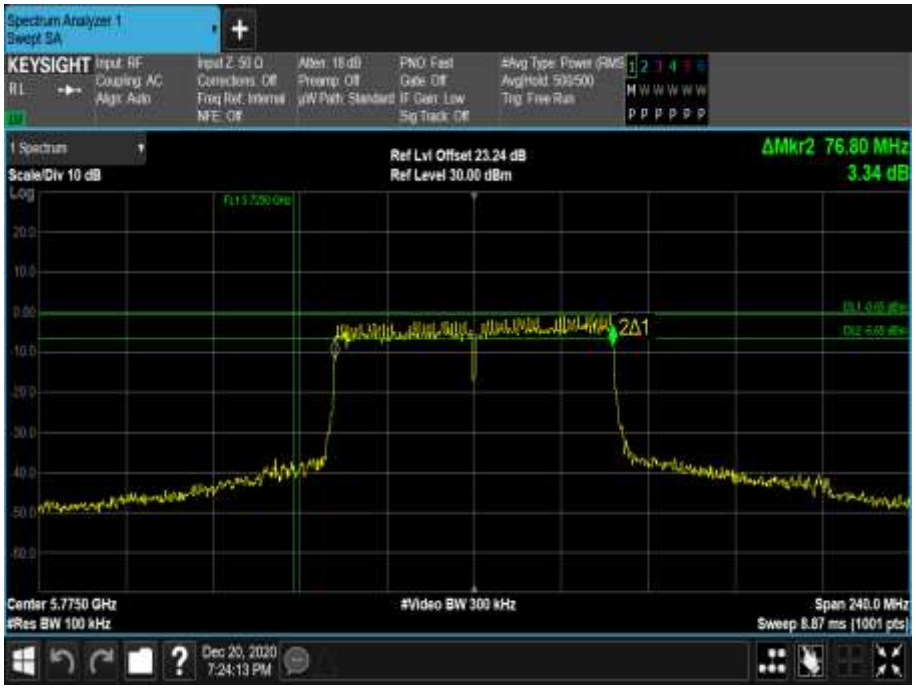

Figure 841 - 5775 MHz - 6 dB DTS Bandwidth

Figure 842 - 5775 MHz - 26 dB Emission Bandwidth

Figure 843 - 5775 MHz - 99% Occupied Bandwidth

Channel	Straddle	Middle
Frequency (MHz)	5690	5775
6 dB Bandwidth (MHz)	3.400	76.080
26 dB Bandwidth (MHz)	31.720	82.320
99% Bandwidth (MHz)	76.455	76.180

Table 617 - 802.11ac / VHT80 MCS7x2 / MIMO SDM / Cores 0+1

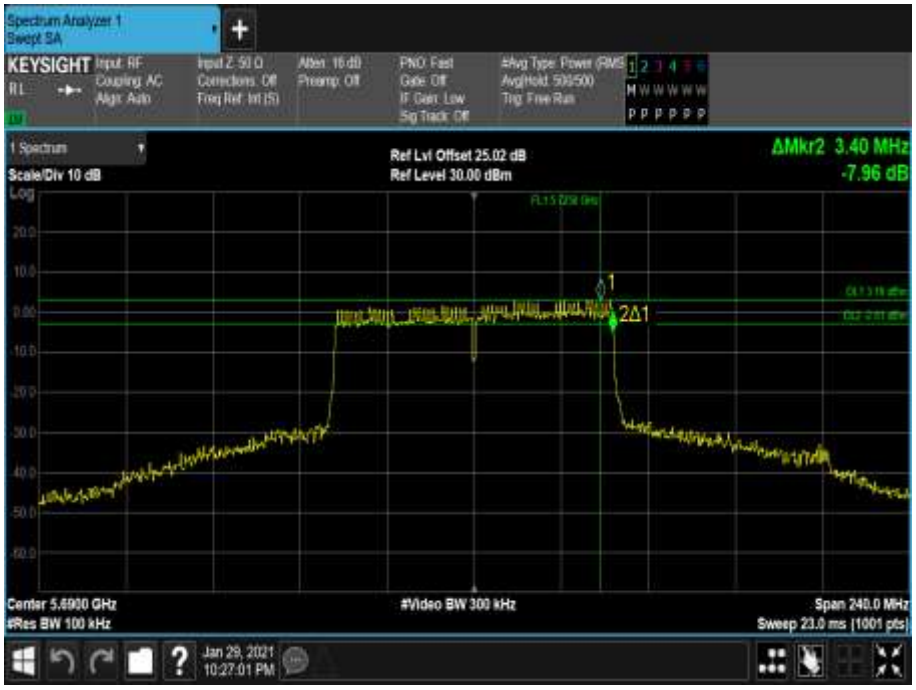

Figure 844 - 5690 MHz - 6 dB DTS Bandwidth

Figure 845 - 5690 MHz - 26 dB Emission Bandwidth

Figure 846 - 5690 MHz - 99% Occupied Bandwidth

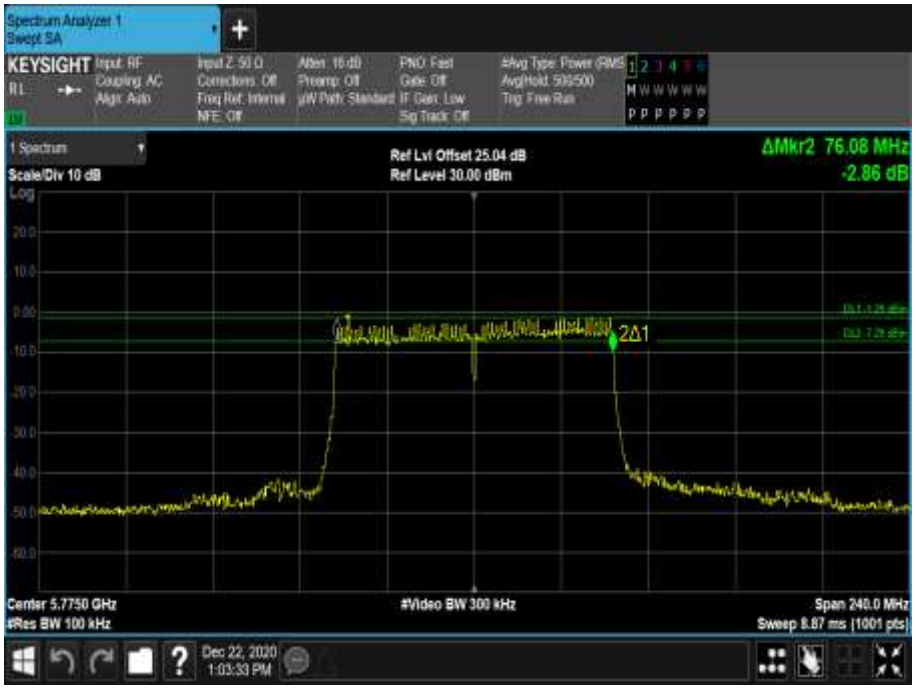

Figure 847 - 5775 MHz - 6 dB DTS Bandwidth

Figure 848 - 5775 MHz - 26 dB Emission Bandwidth

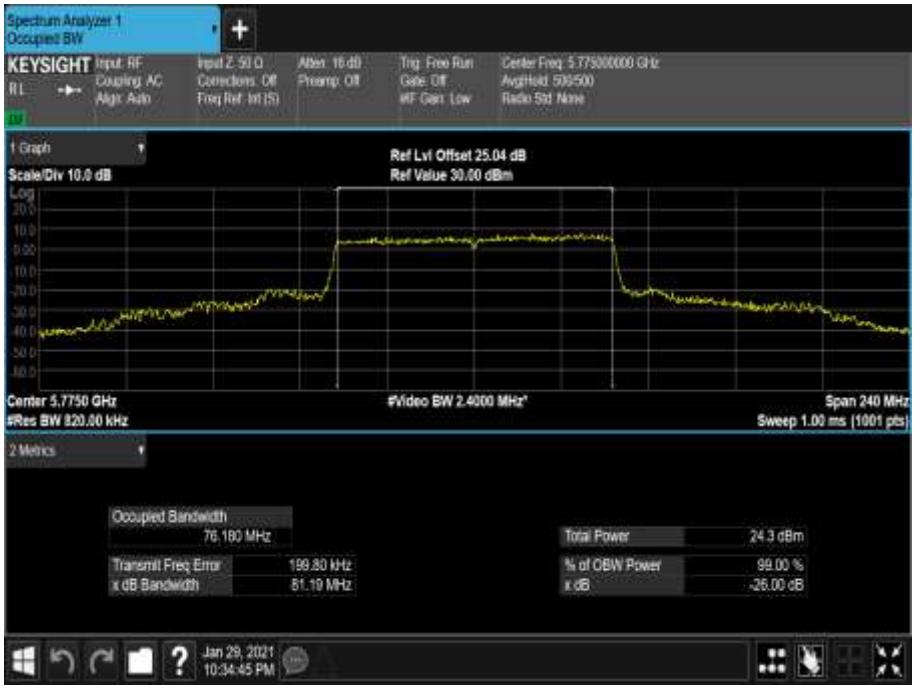

Figure 849 - 5775 MHz - 99% Occupied Bandwidth

Channel	Straddle	Middle
Frequency (MHz)	5690	5775
6 dB Bandwidth (MHz)	3.400	76.800
26 dB Bandwidth (MHz)	6.280	82.800
99% Bandwidth (MHz)	75.964	75.946

Table 618 - 802.11ac / VHT80 MCS7x1 / MIMO TxBF / Cores 0+1

Figure 850 - 5690 MHz - 6 dB DTS Bandwidth

Figure 851 - 5690 MHz - 26 dB Emission Bandwidth

Figure 852 - 5690 MHz - 99% Occupied Bandwidth

Figure 853 - 5775 MHz - 6 dB DTS Bandwidth

Figure 854 - 5775 MHz - 26 dB Emission Bandwidth

Figure 855 - 5775 MHz - 99% Occupied Bandwidth

Channel	Straddle	Middle
Frequency (MHz)	5690	5775
6 dB Bandwidth (MHz)	4.120	78.480
26 dB Bandwidth (MHz)	6.040	82.320
99% Bandwidth (MHz)	77.217	77.346

Table 619 - 802.11ax / HE80 MCS7x1 / SU / SISO / Core 0

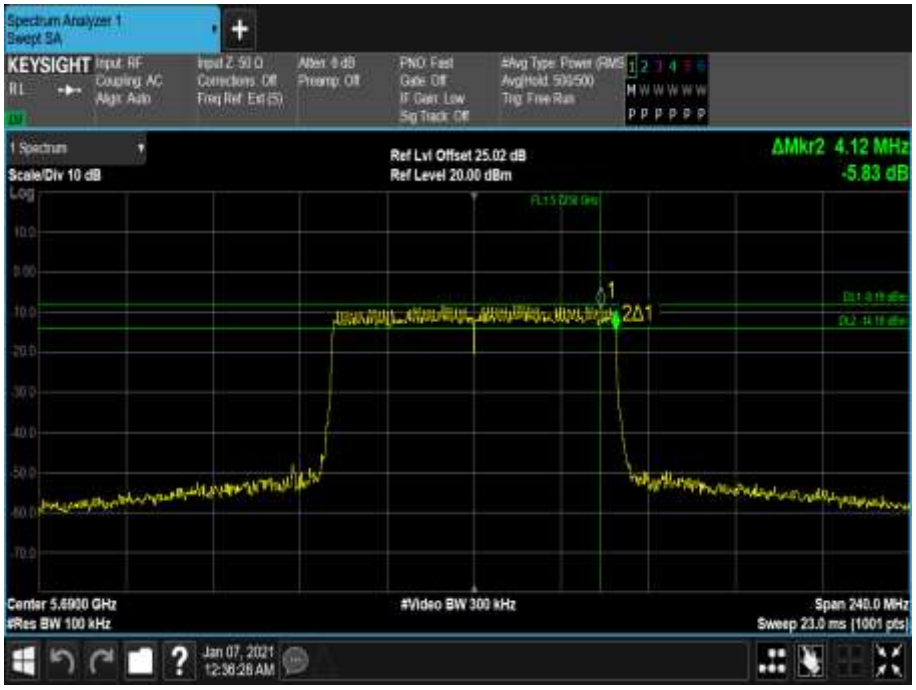

Figure 856 - 5690 MHz - 6 dB DTS Bandwidth

Figure 857 - 5690 MHz - 26 dB Emission Bandwidth

Figure 858 - 5690 MHz - 99% Occupied Bandwidth

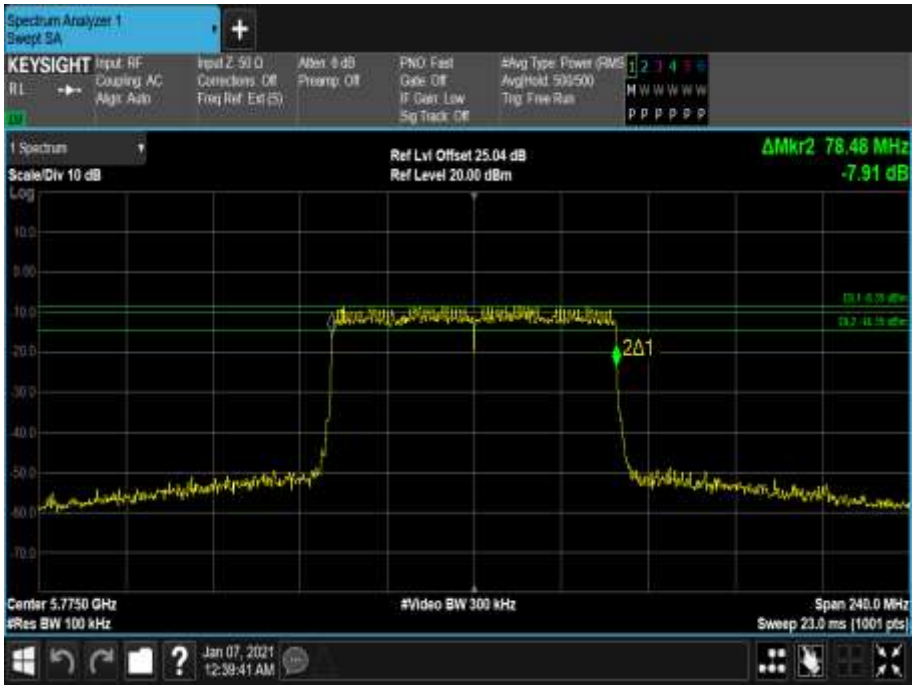

Figure 859 - 5775 MHz - 6 dB DTS Bandwidth

Figure 860 - 5775 MHz - 26 dB Emission Bandwidth

Figure 861 - 5775 MHz - 99% Occupied Bandwidth

Channel	Middle
Frequency (MHz)	5775
6 dB Bandwidth (MHz)	2.640
26 dB Bandwidth (MHz)	19.680
99% Bandwidth (MHz)	18.707

Table 620 - 802.11ax / HE80 MCS7x1 / RU 26-0 / SISO / Core 0

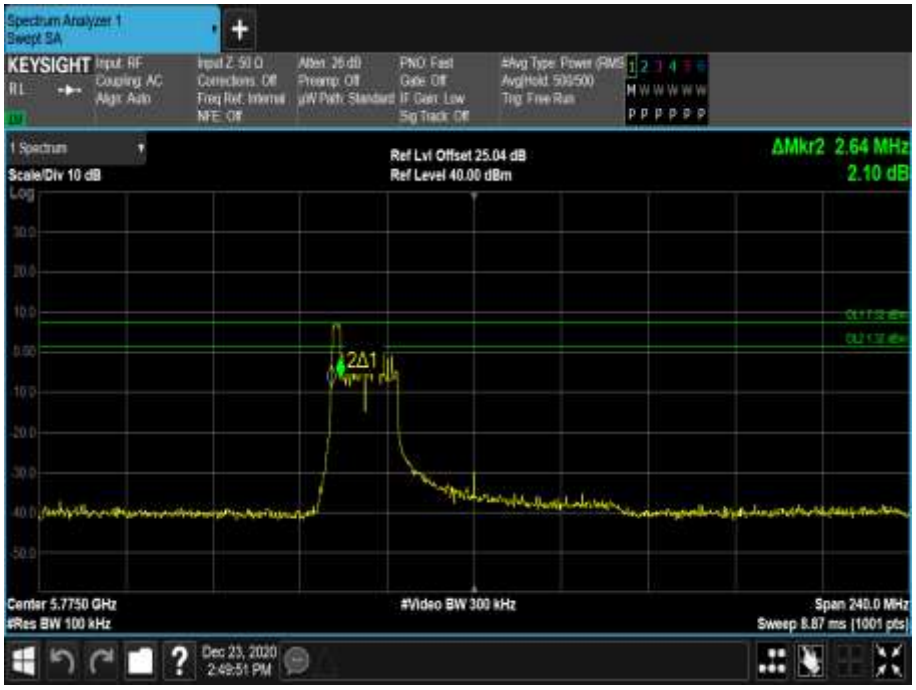

Figure 862 - 5775 MHz - 6 dB DTS Bandwidth

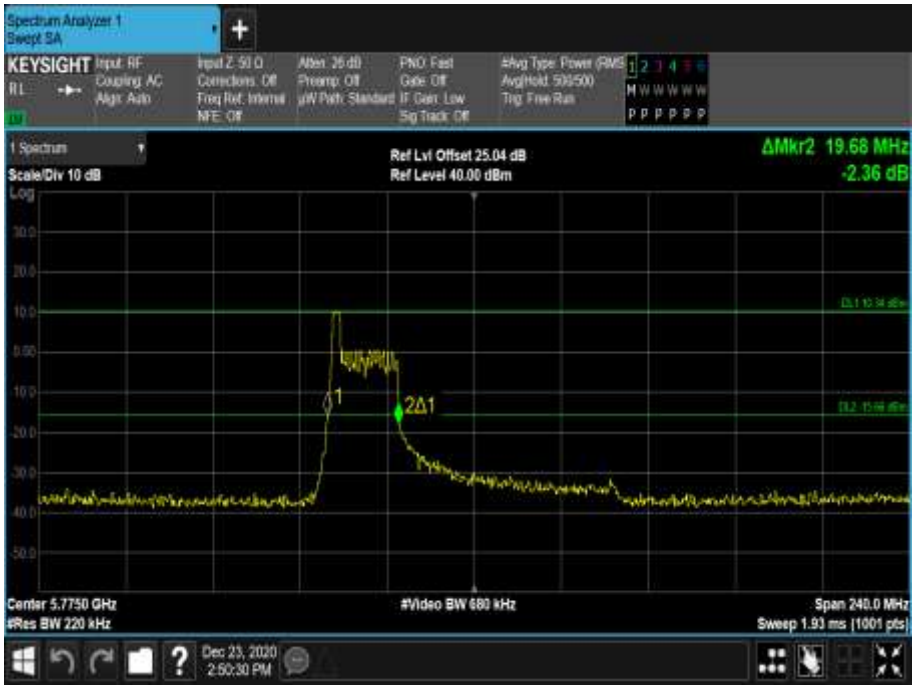

Figure 863 - 5775 MHz - 26 dB Emission Bandwidth

Figure 864 - 5775 MHz - 99% Occupied Bandwidth

Channel	Middle
Frequency (MHz)	5775
6 dB Bandwidth (MHz)	2.640
26 dB Bandwidth (MHz)	20.400
99% Bandwidth (MHz)	20.297

Table 621 - 802.11ax / HE80 MCS7x1 / RU 26-36 / SISO / Core 0

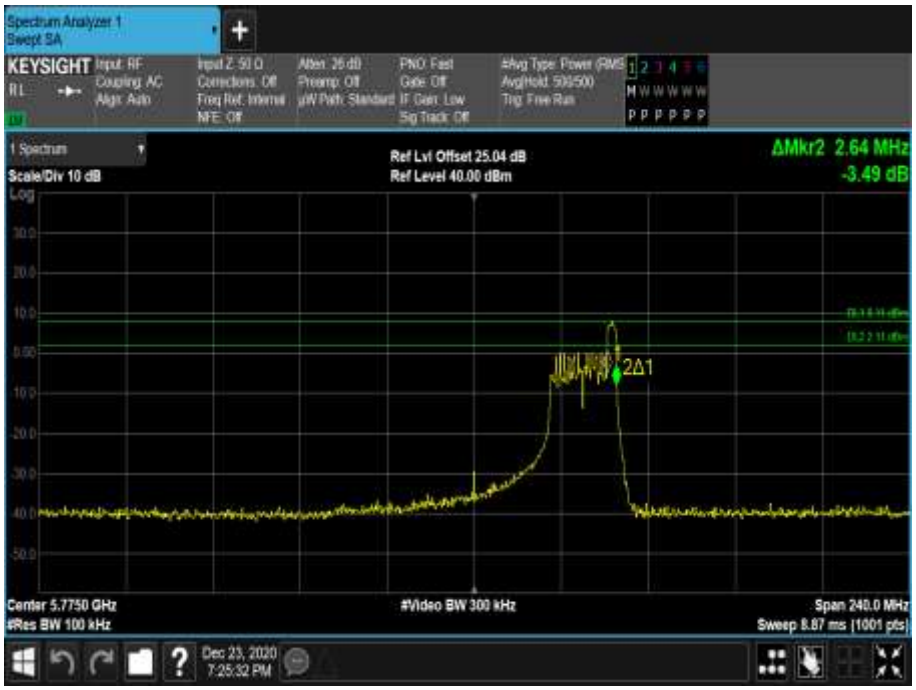

Figure 865 - 5775 MHz - 6 dB DTS Bandwidth

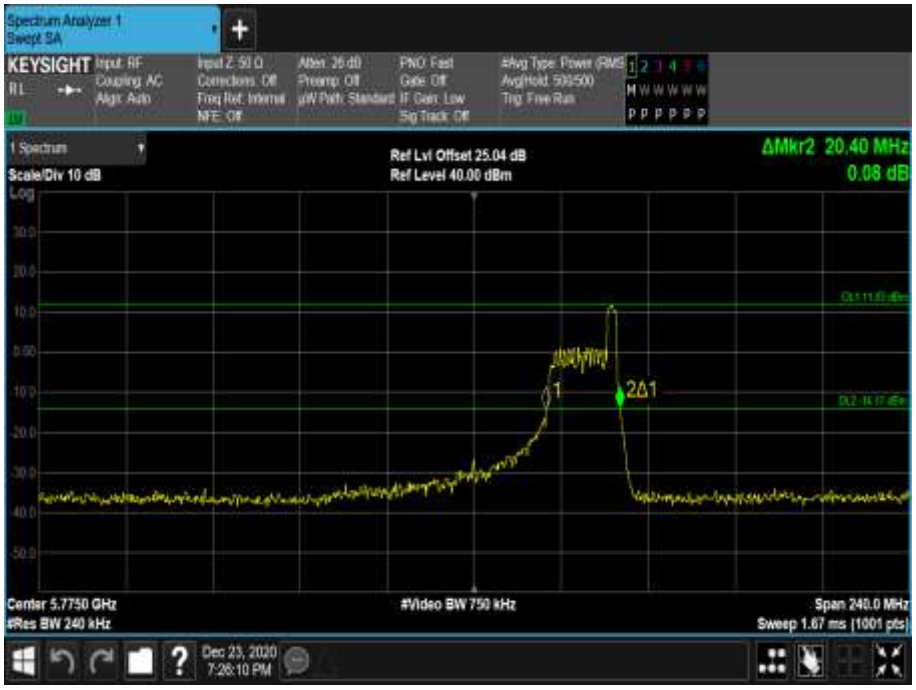

Figure 866 - 5775 MHz - 26 dB Emission Bandwidth

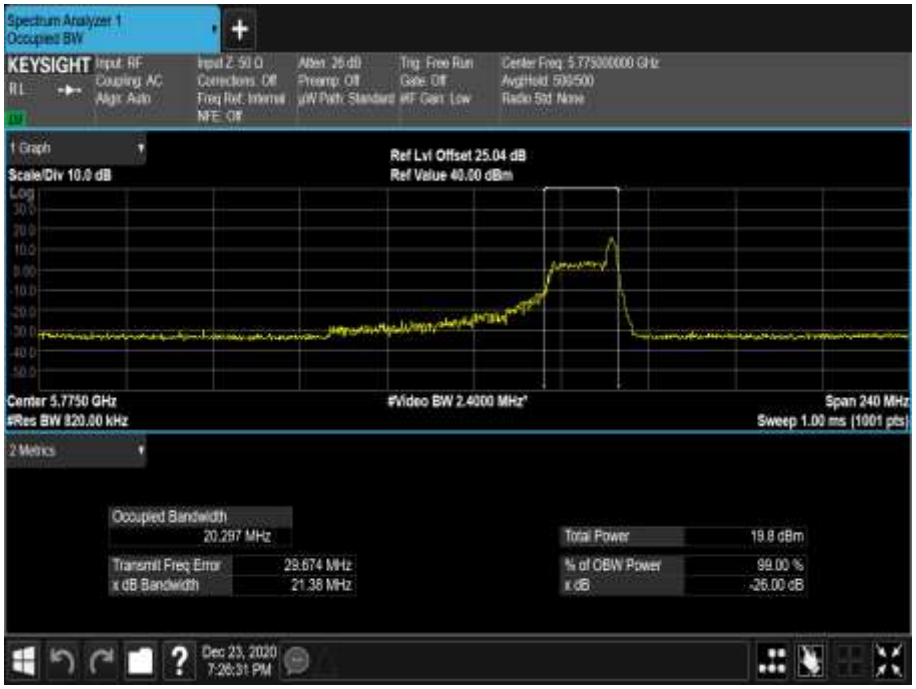

Figure 867 - 5775 MHz - 99% Occupied Bandwidth

Channel	Straddle	Middle
Frequency (MHz)	5690	5775
6 dB Bandwidth (MHz)	4.360	78.240
26 dB Bandwidth (MHz)	6.520	83.040
99% Bandwidth (MHz)	77.304	77.320

Table 622 - 802.11ax / HE80 MCS7x1 / SU / MIMO CDD / Cores 0+1

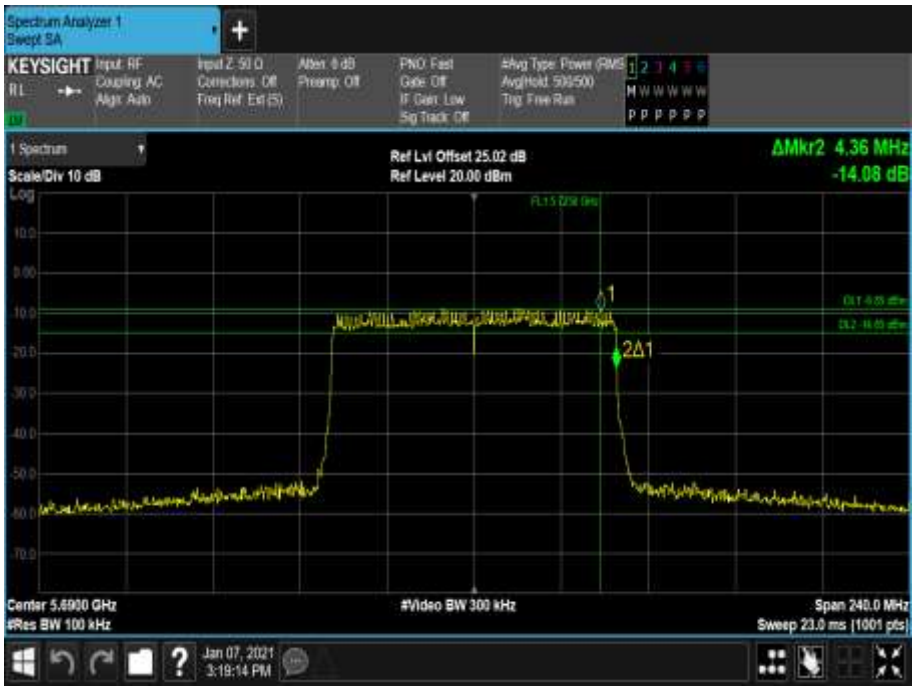

Figure 868 - 5690 MHz - 6 dB DTS Bandwidth

Figure 869 - 5690 MHz - 26 dB Emission Bandwidth

Figure 870 - 5690 MHz - 99% Occupied Bandwidth

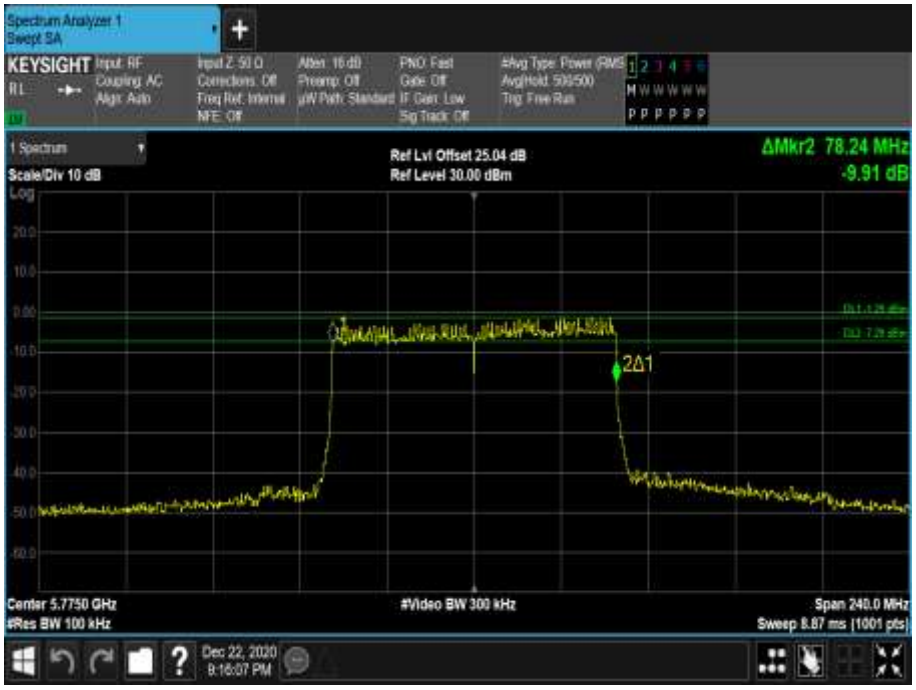

Figure 871 - 5775 MHz - 6 dB DTS Bandwidth

Figure 872 - 5775 MHz - 26 dB Emission Bandwidth

Figure 873 - 5775 MHz - 99% Occupied Bandwidth

Channel	Middle
Frequency (MHz)	5775
6 dB Bandwidth (MHz)	2.400
26 dB Bandwidth (MHz)	19.920
99% Bandwidth (MHz)	18.853

Table 623 - 802.11ax / HE80 MCS7x1 / RU 26-0 / MIMO CDD / Cores 0+1

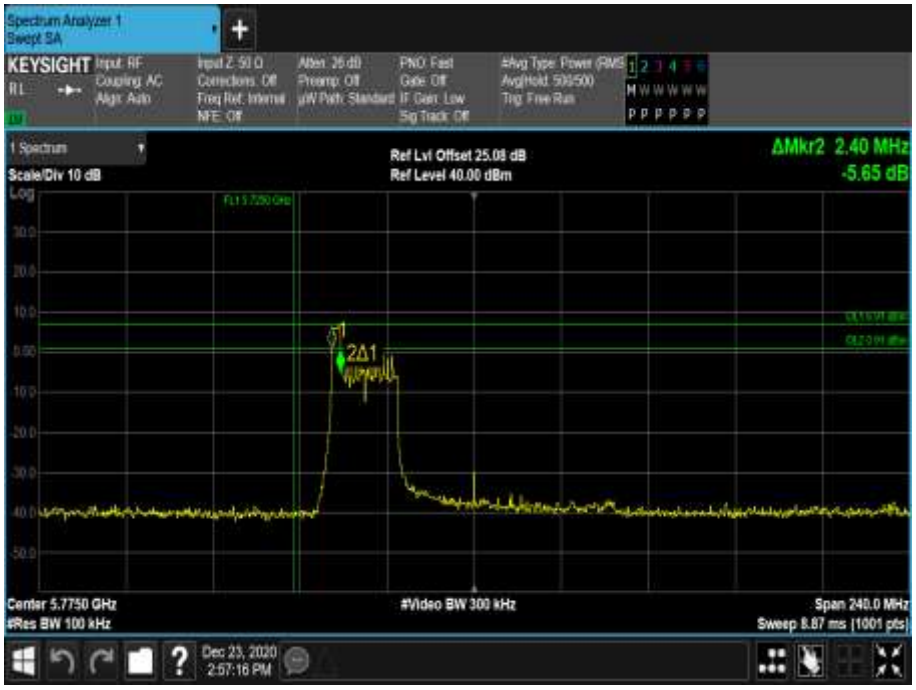

Figure 874 - 5775 MHz - 6 dB DTS Bandwidth

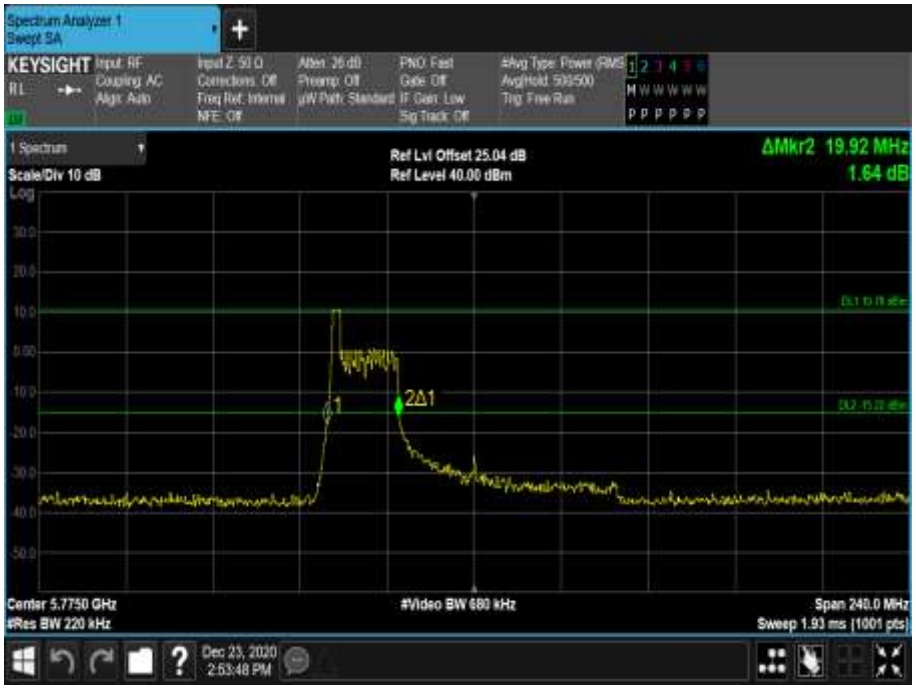

Figure 875 - 5775 MHz - 26 dB Emission Bandwidth

Figure 876 - 5775 MHz - 99% Occupied Bandwidth

Channel	Middle
Frequency (MHz)	5775
6 dB Bandwidth (MHz)	2.640
26 dB Bandwidth (MHz)	20.640
99% Bandwidth (MHz)	19.847

Table 624 - 802.11ax / HE80 MCS7x1 / RU 26-36 / MIMO CDD / Cores 0+1

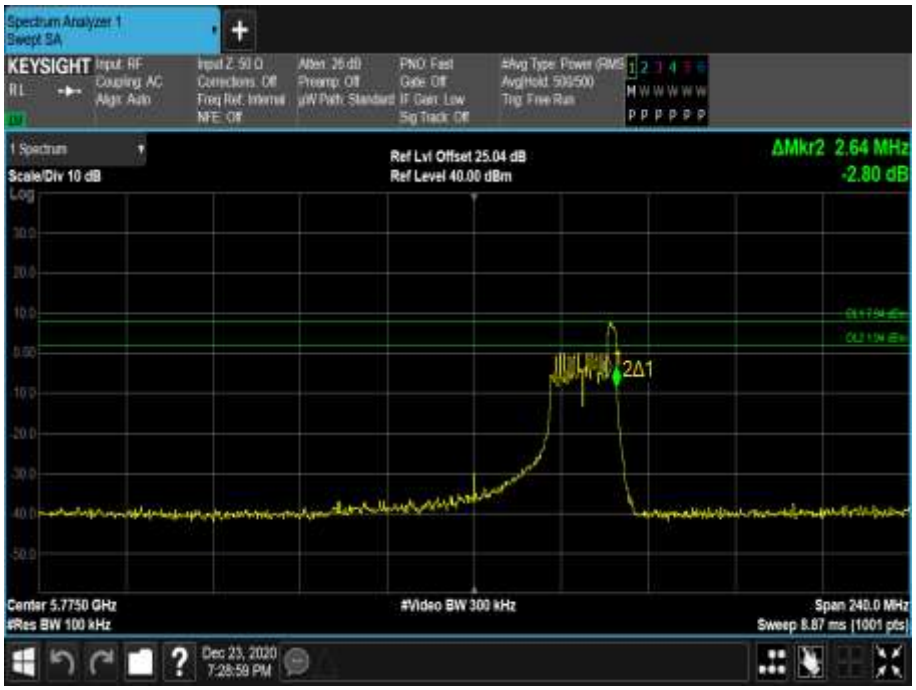

Figure 877 - 5775 MHz - 6 dB DTS Bandwidth

Figure 878 - 5775 MHz - 26 dB Emission Bandwidth

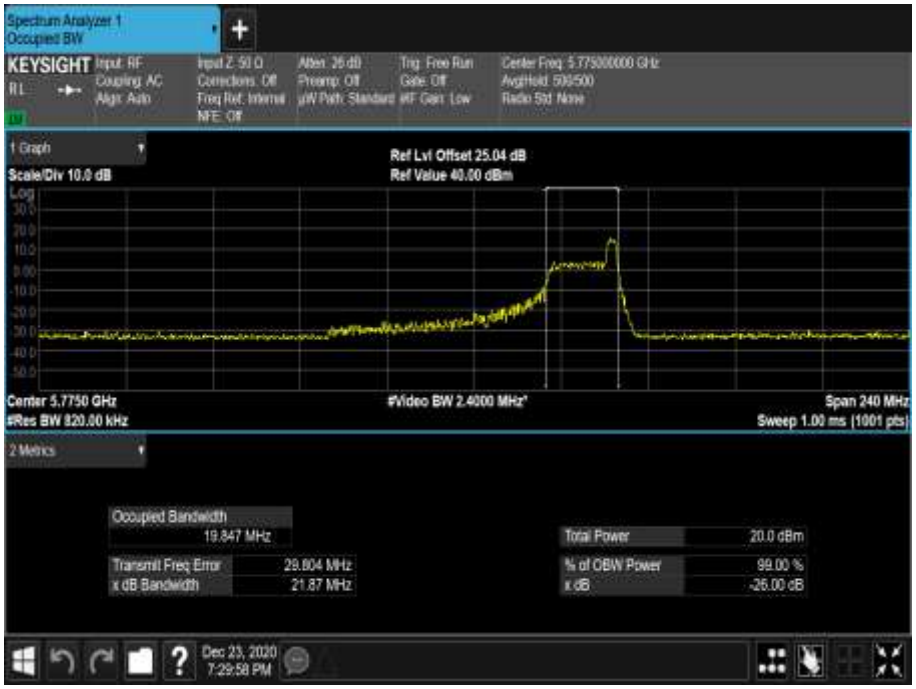

Figure 879 - 5775 MHz - 99% Occupied Bandwidth

Channel	Straddle	Middle
Frequency (MHz)	5690	5775
6 dB Bandwidth (MHz)	4.120	77.760
26 dB Bandwidth (MHz)	33.400	83.280
99% Bandwidth (MHz)	77.786	77.636

Table 625 - 802.11ax / HE80 MCS7x2 / SU / MIMO SDM / Cores 0+1

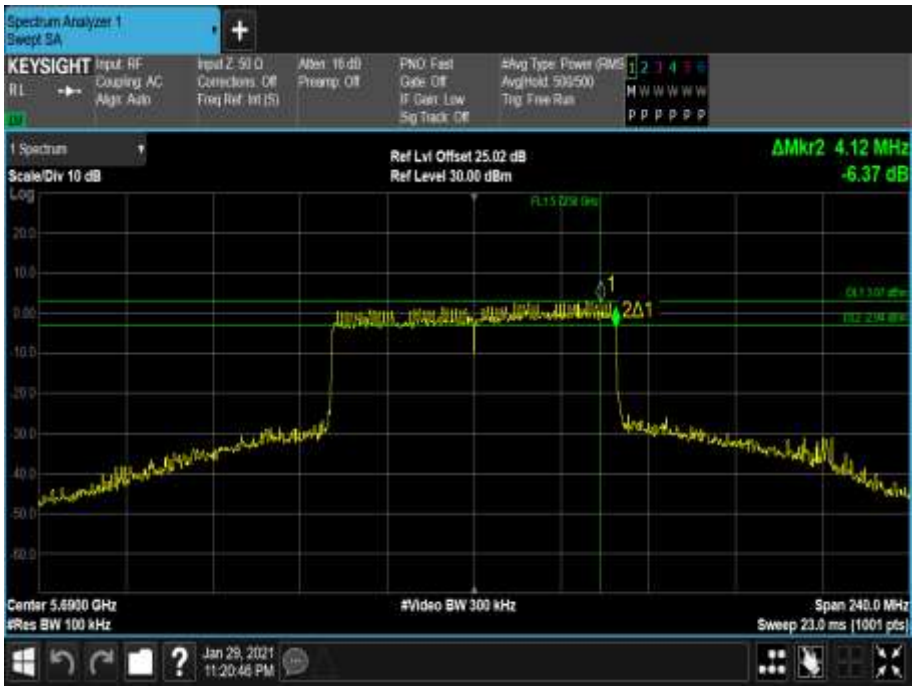

Figure 880 - 5690 MHz - 6 dB DTS Bandwidth

Figure 881 - 5690 MHz - 26 dB Emission Bandwidth

Figure 882 - 5690 MHz - 99% Occupied Bandwidth

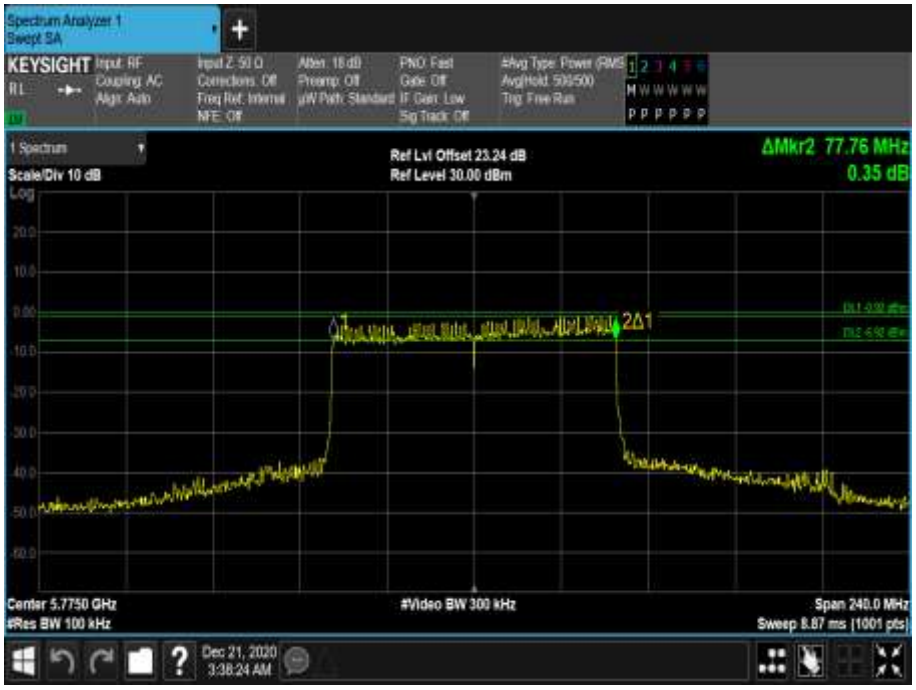

Figure 883 - 5775 MHz - 6 dB DTS Bandwidth

Figure 884 - 5775 MHz - 26 dB Emission Bandwidth

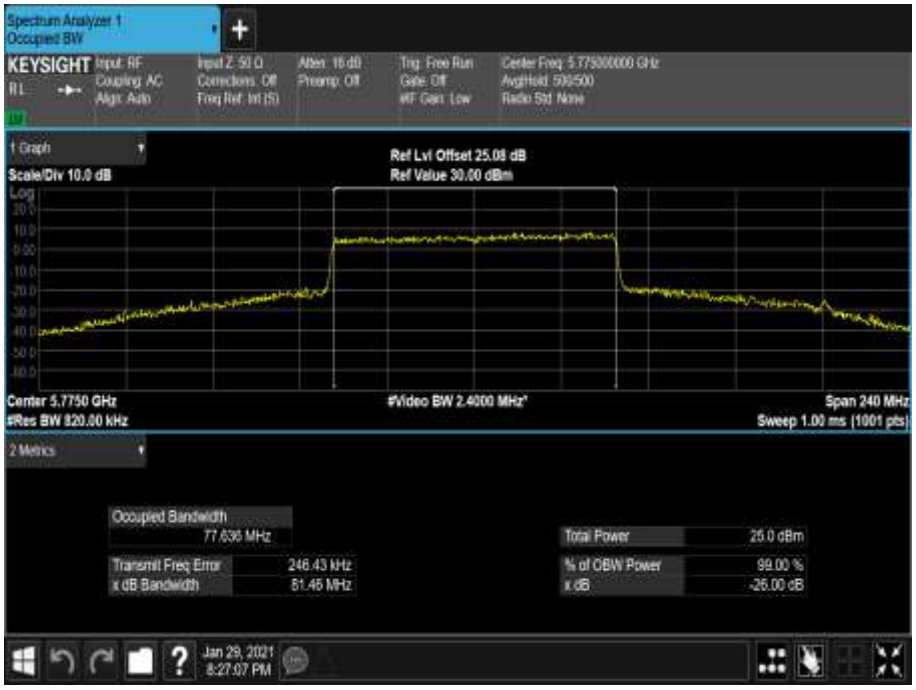

Figure 885 - 5775 MHz - 99% Occupied Bandwidth

Channel	Middle
Frequency (MHz)	5775
6 dB Bandwidth (MHz)	2.400
26 dB Bandwidth (MHz)	19.680
99% Bandwidth (MHz)	18.738

Table 626 - 802.11ax / HE80 MCS7x2 / RU 26-0 / MIMO SDM / Cores 0+1

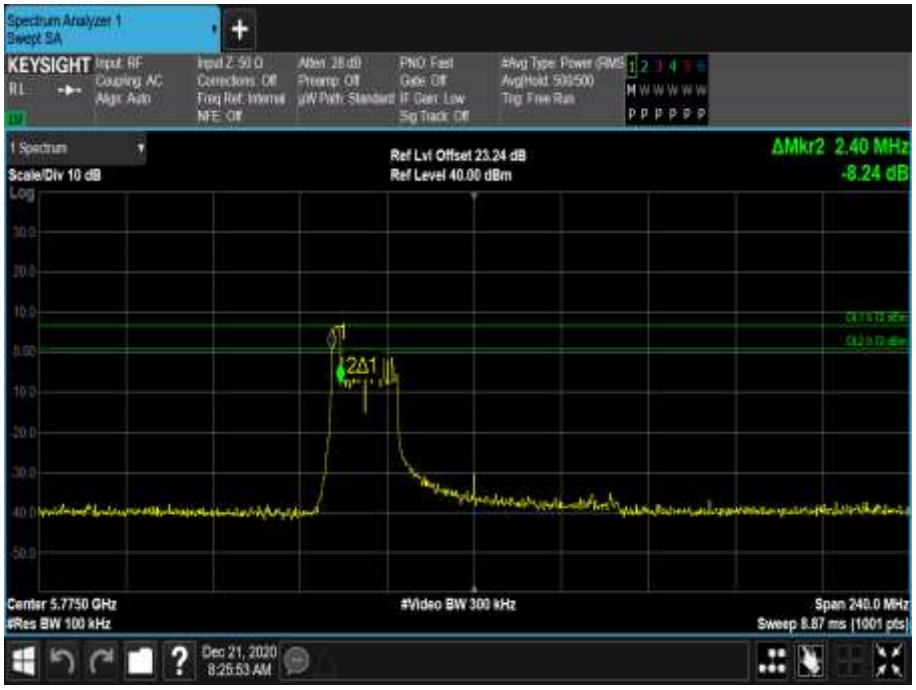

Figure 886 - 5775 MHz - 6 dB DTS Bandwidth

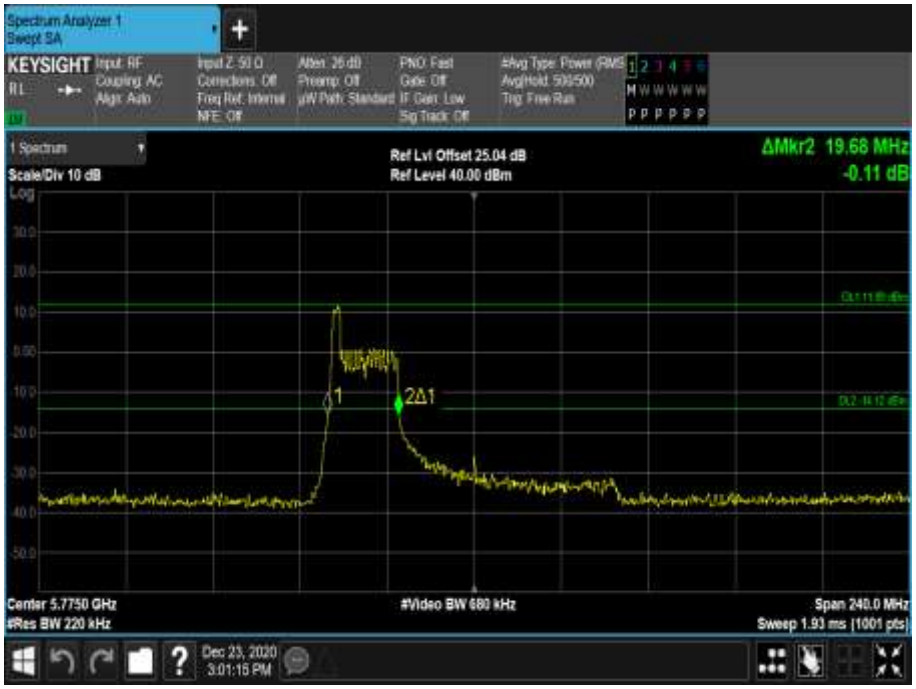

Figure 887 - 5775 MHz - 26 dB Emission Bandwidth

Figure 888 - 5775 MHz - 99% Occupied Bandwidth

Channel	Middle
Frequency (MHz)	5775
6 dB Bandwidth (MHz)	2.640
26 dB Bandwidth (MHz)	20.400
99% Bandwidth (MHz)	19.971

Table 627 - 802.11ax / HE80 MCS7x2 / RU 26-36 / MIMO SDM / Cores 0+1

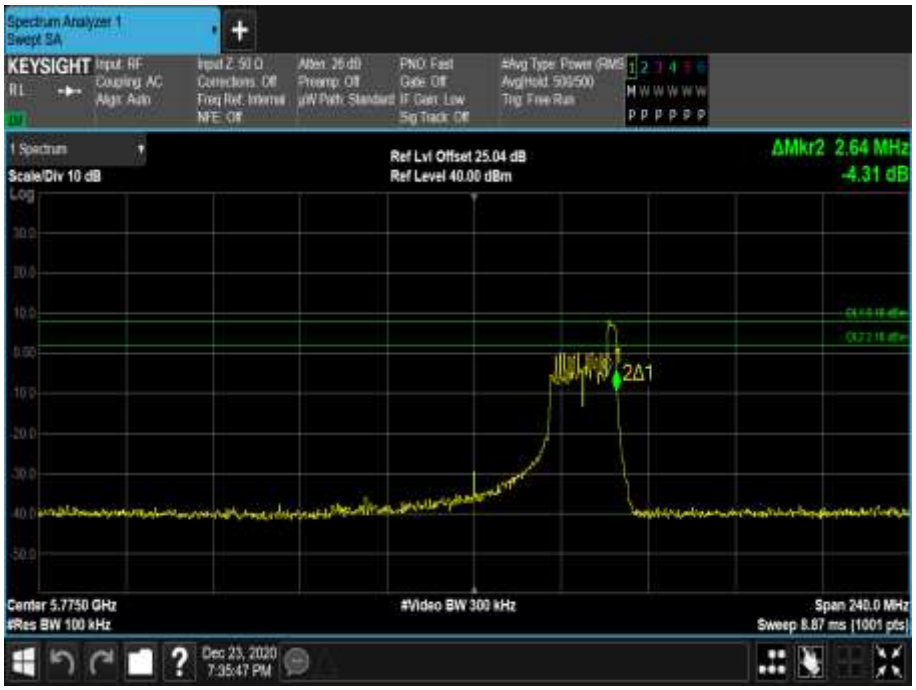

Figure 889 - 5775 MHz - 6 dB DTS Bandwidth

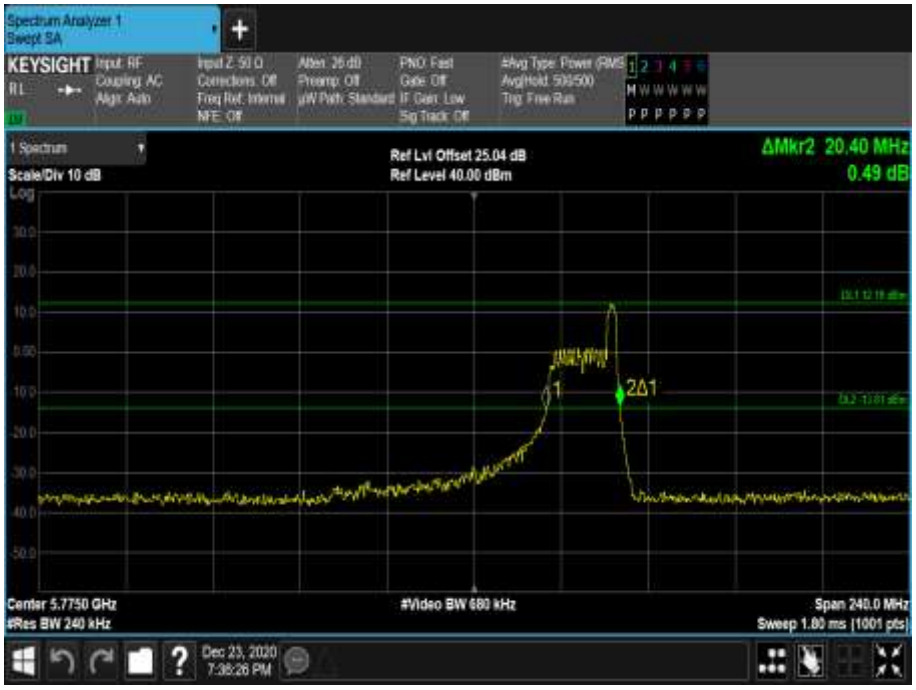

Figure 890 - 5775 MHz - 26 dB Emission Bandwidth

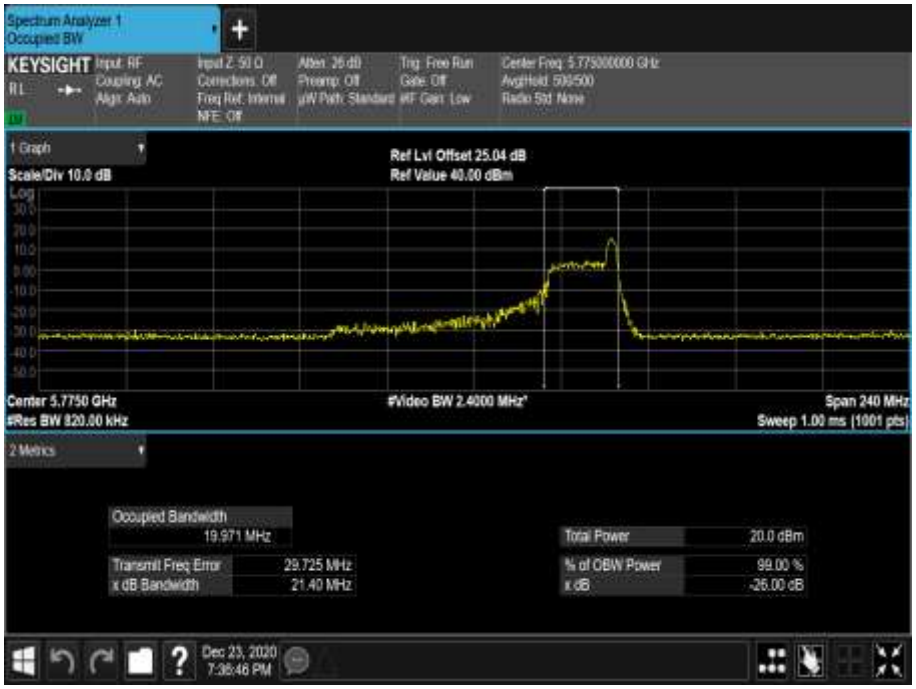

Figure 891 - 5775 MHz - 99% Occupied Bandwidth

FCC Part 15E, Limit Clause 15.407

5150 MHz to 5250 MHz: None specified.
5250 MHz to 5350 MHz: None specified.
5470 MHz to 5725 MHz: None specified.
5725 MHz to 5850 MHz: > 500 kHz.

ISED RSS-247, Limit Clause 6.2.1.1, 6.2.2.1, 6.2.3.1 and 6.2.4.1

5150 MHz to 5250 MHz: None specified.
5250 MHz to 5350 MHz: None specified.
5470 MHz to 5725 MHz: None specified.
5725 MHz to 5850 MHz: The minimum 6 dB bandwidth shall be at least 500 kHz.

2.3.7 Test Location and Test Equipment Used

This test was carried out in RF Laboratory 1.

Instrument	Manufacturer	Type No	TE No	Calibration Period (months)	Calibration Due
10dB/1W SMA Attenuator dc - 18GHz	Sealectro	60-674-1010-89	395	-	O/P Mon
Rubidium Standard	Rohde & Schwarz	XSRM	1316	6	17-May-2021
Multimeter	Iso-tech	IDM101	2421	12	30-Oct-2021
Hygrometer	Rotronic	I-1000	3220	12	16-Oct-2021
1800-6000 MHz Power Splitter	Mini-Circuits	ZN2PD-63-S+	4055	-	O/P Mon
1 Metre SMA Cable	Rhophase	3PS-1801A-1000-3PS	4099	12	22-Jun-2021
1501A 4.0M Km Km Cable	Rhophase	KPS-1501A-4000-KPS	4301	12	O/P Mon
Frequency Standard	Spectracom	SecureSync 1200-0408-0601	4393	6	17-May-2021
802.11 Router	Edimax	BR-642n v2.0	4451	-	TU
Power splitter - 2 port	Mini-Circuits	ZN2PD-63-S+	4743	12	23-Sep-2021
Cable (18 GHz)	Rosenberger	LU7-071-1000	5100	12	12-Oct-2021
Cable (18 GHz)	Rosenberger	LU7-071-2000	5107	12	22-Jun-2021
AC Programmable Power Supply	iTech	IT7324	5227	-	O/P Mon
Power Splitter, 4 way	Mini-Circuits	ZN4PD1-63-S+	5236	-	O/P Mon
Cable 2.92m	Junkosha	MWX241/B	5411	12	22-Jun-2021
3.5 mm 1m Cable	Junkosha	MWX221-01000DMS	5417	12	22-Jun-2021
3.5 mm 1m Cable	Junkosha	MWX221-01000DMS	5418	12	22-Jun-2021
3.5 mm 2m Cable	Junkosha	MWX221-02000DMS	5430	12	22-Jun-2021
Signal Analyzer	Keysight Technologies	PXA N9030B	5432	12	08-Dec-2021
10dB/5W Attenuator	Aaren	AT40A-404-D18-10	5486	12	14-Apr-2021

Instrument	Manufacturer	Type No	TE No	Calibration Period (months)	Calibration Due
Attenuator 5W 10dB DC-18GHz	Aaren	AT40A-4041-D18-10	5487	12	14-Apr-2021
MXA Signal Analyser	Keysight Technologies	N9020B	5529	24	04-Mar-2022
Attenuator 2W 10dB DC-10GHz	Telegartner	J01156A0031	5575	-	O/P Mon
Attenuator 2W 10dB DC-10GHz	Telegartner	J01156A0031	5577	-	O/P Mon
Attenuator 2W 10dB DC-10GHz	Telegartner	J01156A0031	5579	-	O/P Mon
Attenuator 2W 10dB DC-10GHz	Telegartner	J01156A0031	5580	-	O/P Mon
Attenuator 2W 10dB DC-10GHz	Telegartner	J01156A0031	5581	-	O/P Mon
2-Way Power Divider (2-8 GHz)	Aaren	AT30A-TE0208-2-AF	5685	12	18-Dec-2021
2-Way Power Divider (2-8 GHz)	Aaren	AT30A-TE0208-2-AF	5687	12	18-Dec-2021

Table 628

TU - Traceability Unscheduled
O/P Mon – Output Monitored using calibrated equipment

2.4 Authorised Band Edges

2.4.1 Specification Reference

FCC 47 CFR Part 15E, Clause 15.407 (b)
ISED RSS-247, Clause 6.2

2.4.2 Equipment Under Test and Modification State

A2438, S/N: C02DM00Q087X - Modification State 0

2.4.3 Date of Test

09-November-2020 to 08-January-2021

2.4.4 Test Method

The test was performed in accordance with ANSI C63.10, clause 6.6.

For U-NII-2C channels, the limit line on the following plots equated to -27 dBm/MHz. EIRP and was converted to field strength at 3 m using the following formula:

Field Strength (dBµV/m at 3 m) = EIRP (dBm) + 95.2 dB

Authorised band edge measurements were performed, with the device operating in SISO and MIMO configurations, across the various modes supported by the device.

The measurements displayed within this report, have been limited to those modes which have been shown to be worst case.

Further measurements are held on file by TÜV SÜD and are available if required.

2.4.5 Environmental Conditions

Ambient Temperature	20.3 - 21.9 °C
Relative Humidity	31.7 - 46.9 %

2.4.6 Test Results

5 GHz WLAN

Mode	Data Rate /MCS	Resource size	Resource Index	TX Frequency (MHz)	Band Edge Frequency (MHz)	Level (dBuV/m
802.11a, Core 0	6 Mbps	-	-	5500	5470	59.96
802.11n, HT20 Core 0	MCS7	-	-	5500	5470	59.62
802.11ax HE20, Core 0	MCS7x1	SU	-	5500	5470	62.15
802.11ax HE20, Core 0	MCS7x1	52	37	5500	5470	60.05
802.11a, Core 0	6 Mbps	-	-	5700	5725	59.66
802.11n, HT20 Core 0	MCS7	-	-	5700	5725	62.69
802.11ax HE20, Core 0	MCS7x1	SU	-	5700	5725	63.24
802.11ax HE20, Core 0	MCS7x1	52	40	5700	5725	59.92
802.11a, Core 0	6 Mbps	-	-	5745	5725	57.05
802.11n HT20, Core 0	MCS7	-	-	5745	5725	57.08
802.11ax HE20, Core 0	MCS7x1	SU	-	5745	5725	57.08
802.11ax HE20, Core 0	MCS7x1	26	0	5745	5725	56.15
802.11a, Core 0	6 Mbps	-	-	5825	5850	57.43
802.11n HT20, Core 0	MCS7	-	-	5825	5850	57.05
802.11ax HE20, Core 0	MCS7x1	SU	-	5825	5850	56.80
802.11ax HE20, Core 0	MCS7x1	26	8	5825	5850	56.57

Table 629 - SISO Authorised Band Edge results

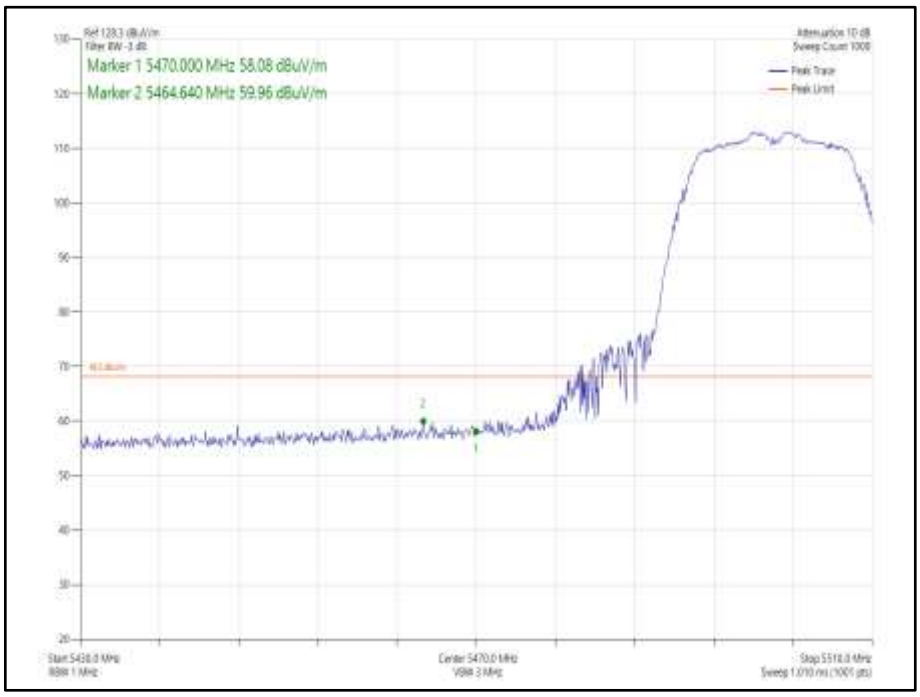

Figure 892 - 802.11a, Core 0 - 5500 MHz
Band Edge Frequency 5470 MHz

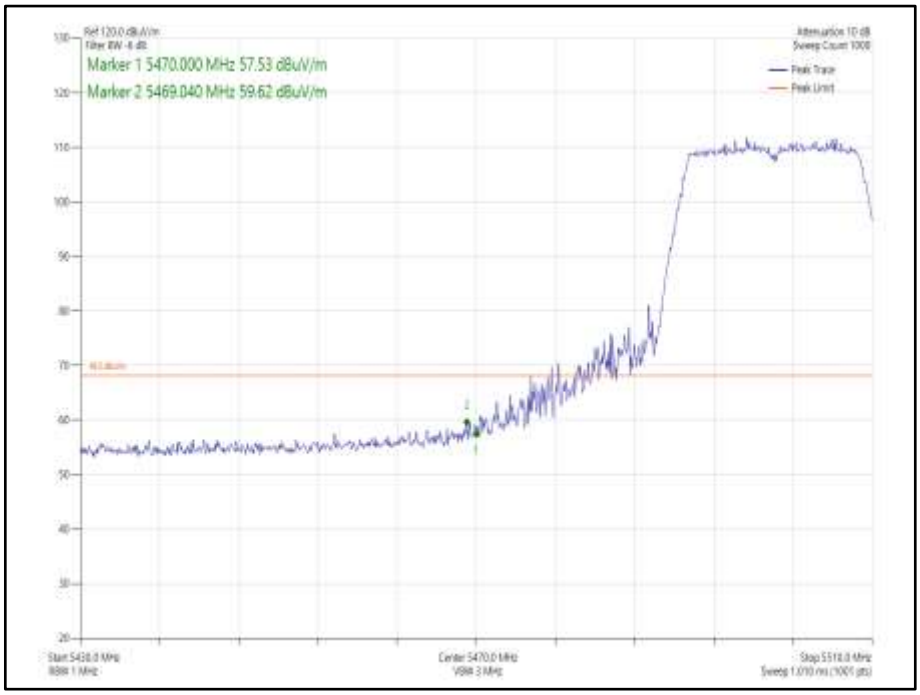

Figure 893 - 802.11n HT20, Core 0 - 5500 MHz
Band Edge Frequency 5470 MHz

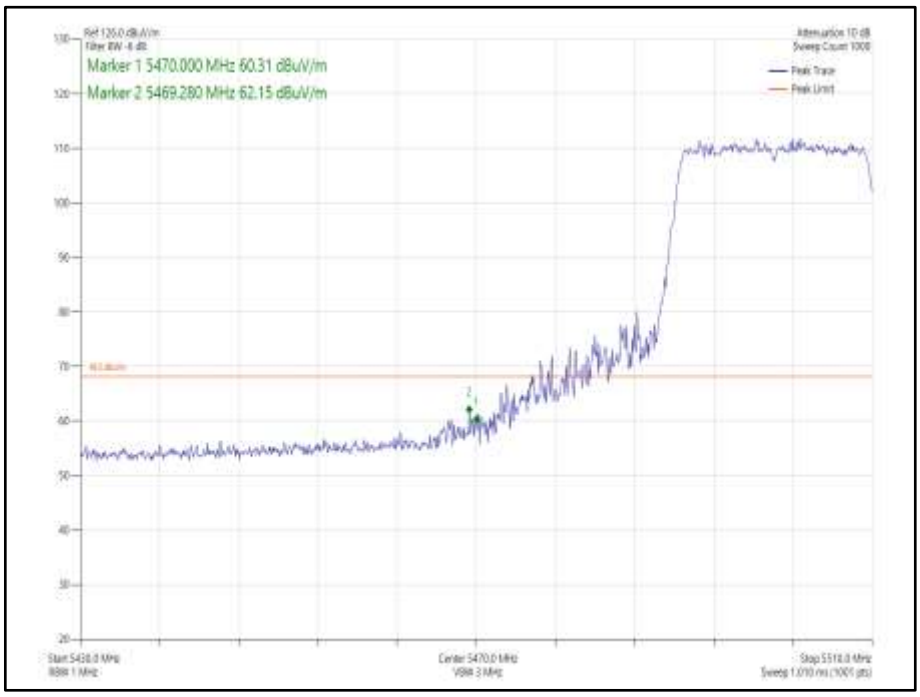

Figure 894- 802.11ax HE20, Core 0, SU - 5500 MHz
Band Edge Frequency 5470 MHz

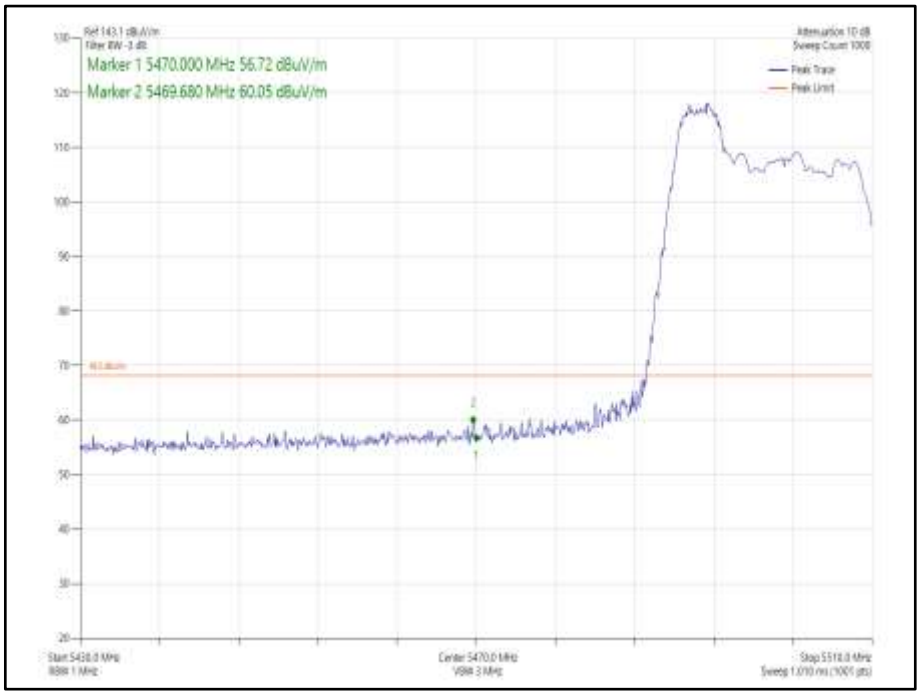

Figure 895- 802.11ax HE20, Core 0, 52-37 - 5500 MHz
Band Edge Frequency 5470 MHz

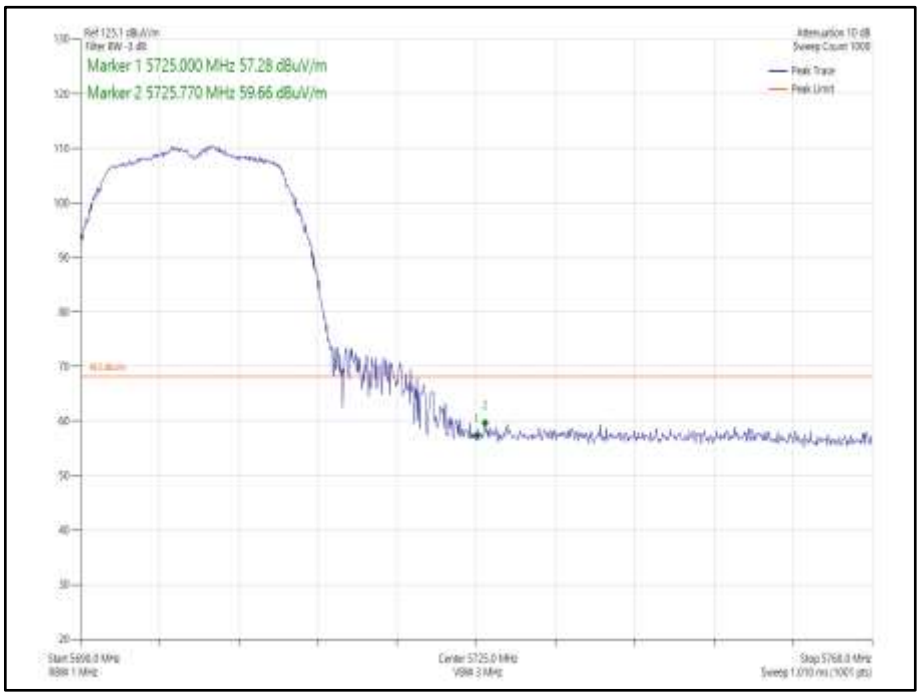

Figure 896 - 802.11a, Core 0 - 5700 MHz
Band Edge Frequency 5725 MHz

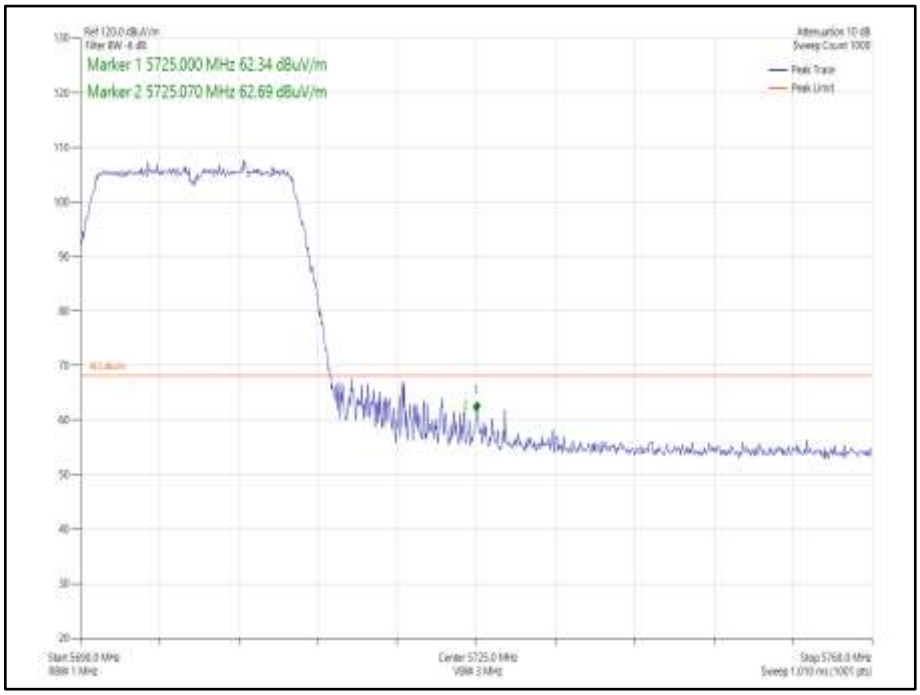

Figure 897 - 802.11n HT20, Core 0 - 5700 MHz
Band Edge Frequency 5725 MHz

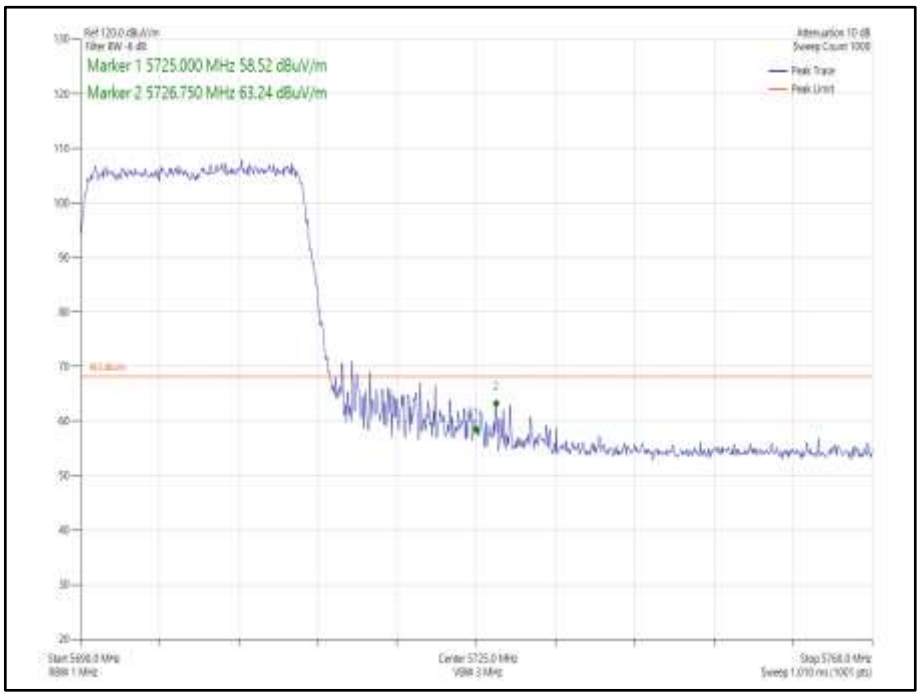

Figure 898- 802.11ax HE20, Core 0, SU - 5700 MHz
Band Edge Frequency 5725 MHz

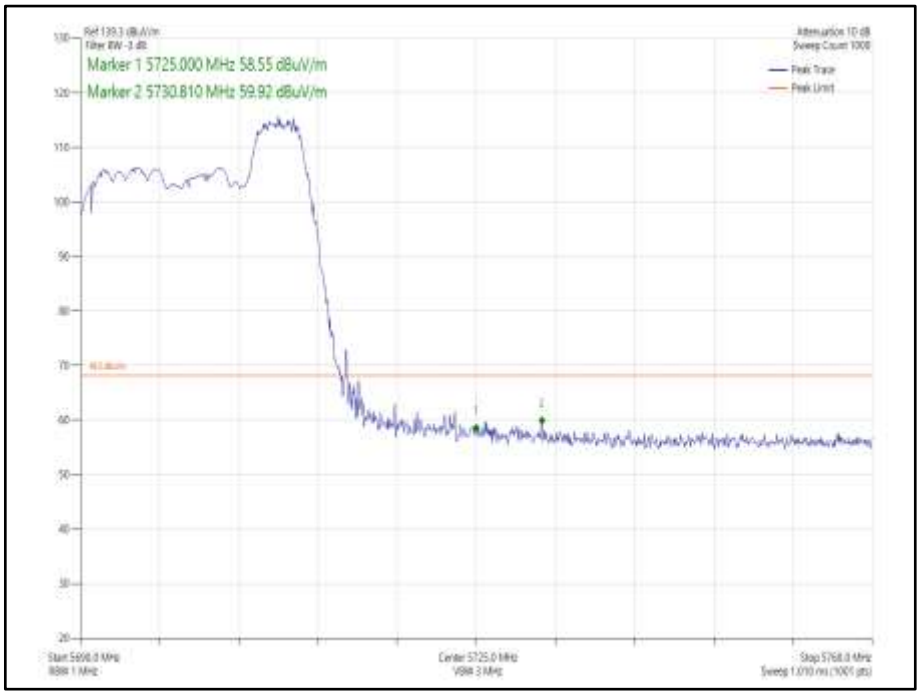

Figure 899- 802.11ax HE20, Core 0, 52-40 - 5700 MHz
Band Edge Frequency 5725 MHz

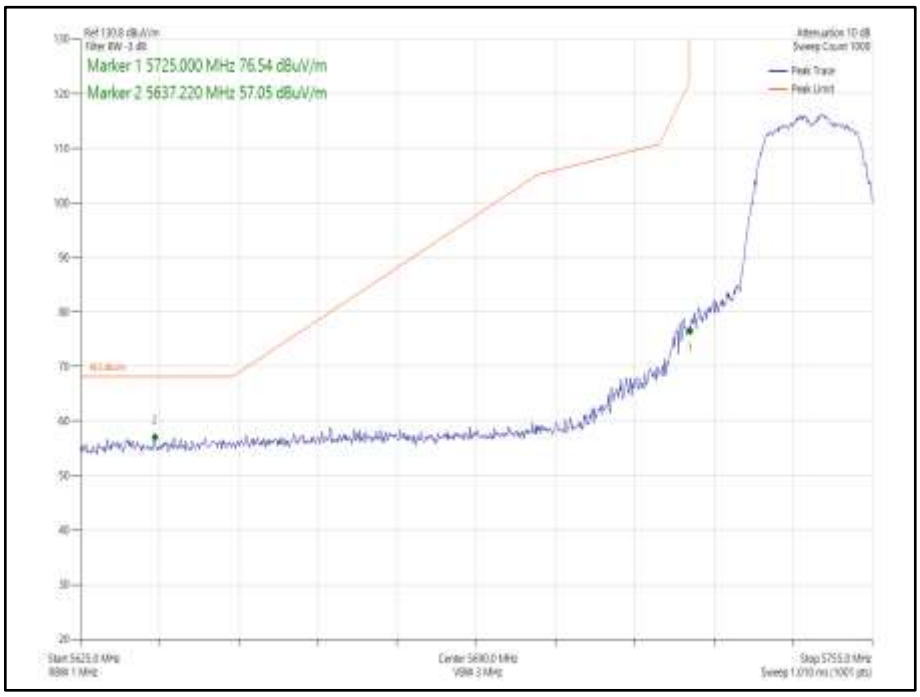

Figure 900 - 802.11a, Core 0 - 5745 MHz
Band Edge Frequency 5725 MHz

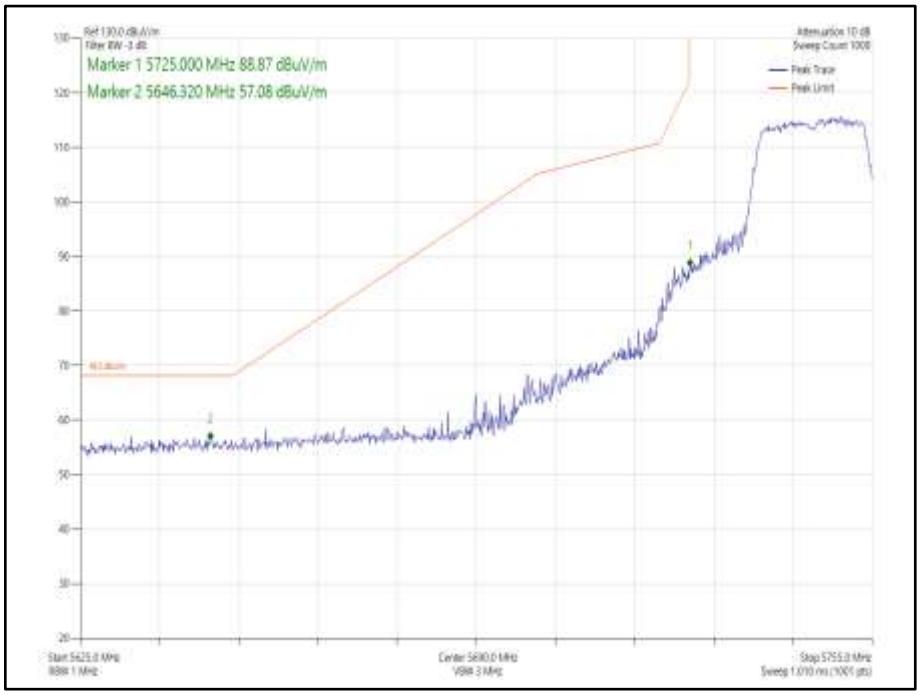

Figure 901 - 802.11n HT20, Core 0 - 5745 MHz
Band Edge Frequency 5725 MHz

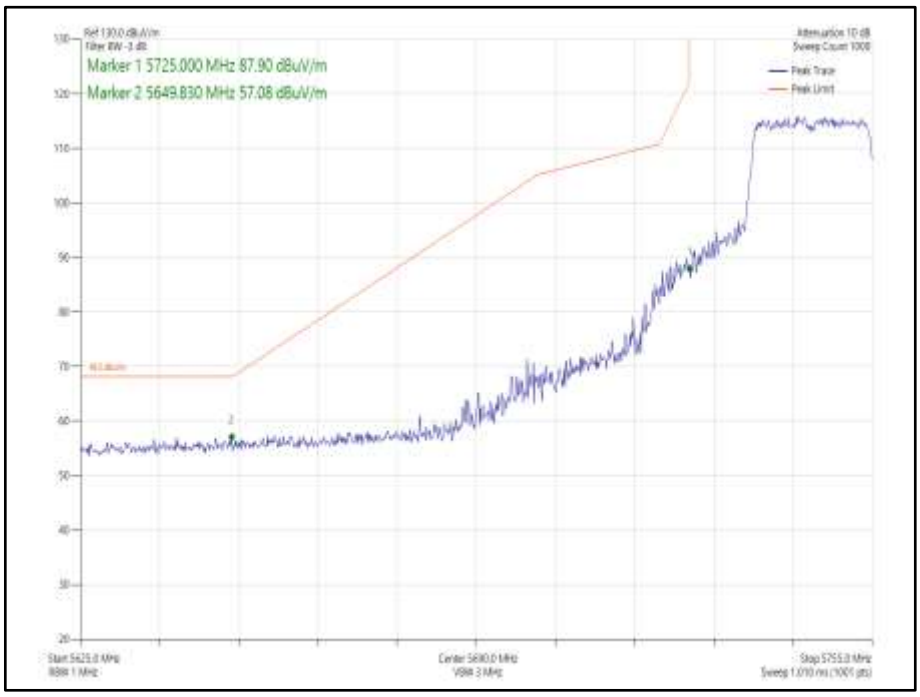

Figure 902- 802.11ax HE20, Core 0, SU - 5745 MHz
Band Edge Frequency 5735 MHz

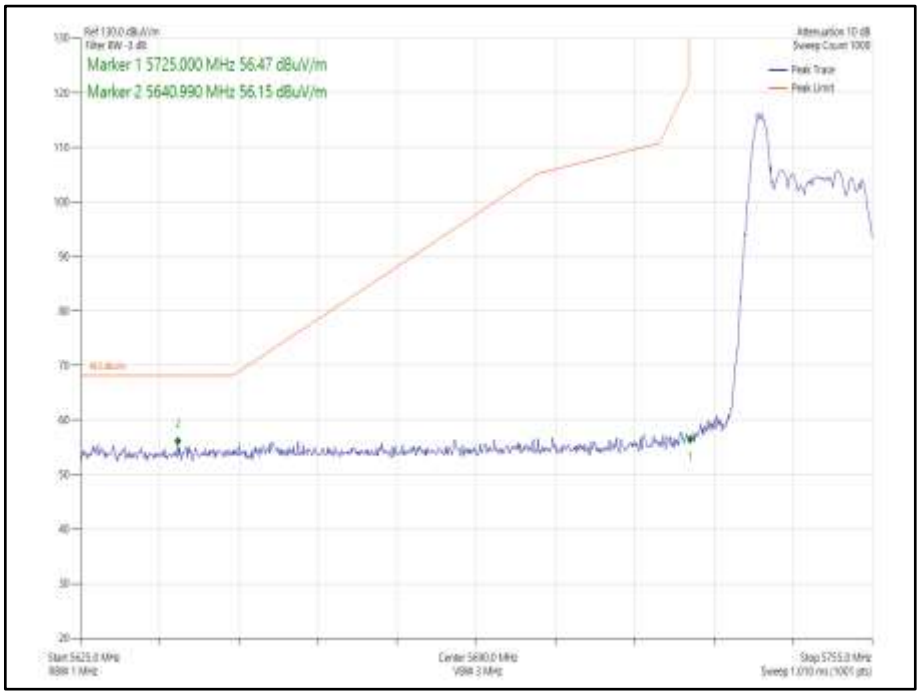

Figure 903- 802.11ax HE20, Core 0, 26-0 - 5745 MHz
Band Edge Frequency 5735 MHz

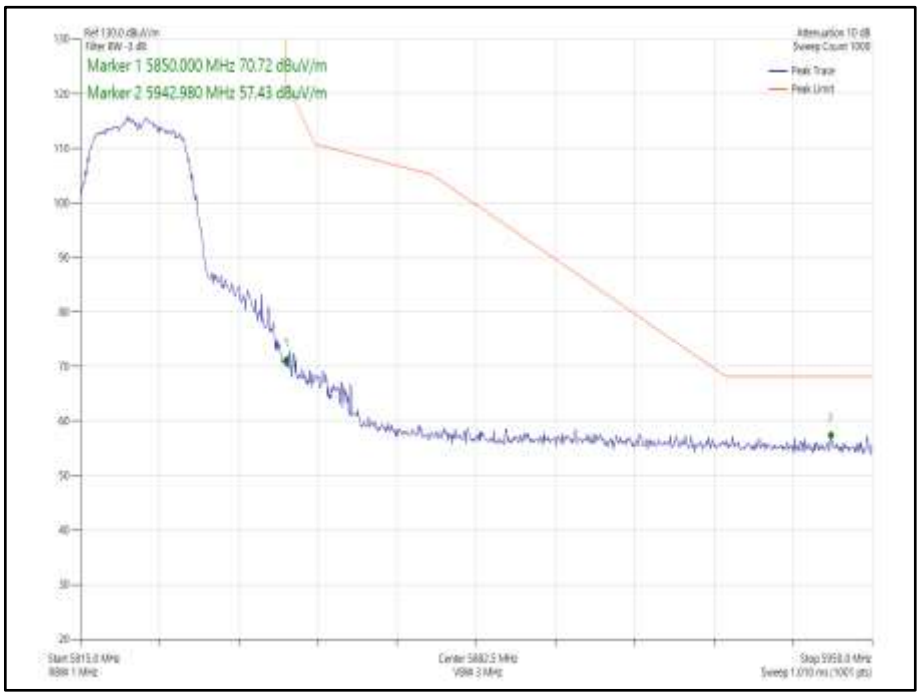

Figure 904 - 802.11a, Core 0, - 5825 MHz
Band Edge Frequency 5850 MHz

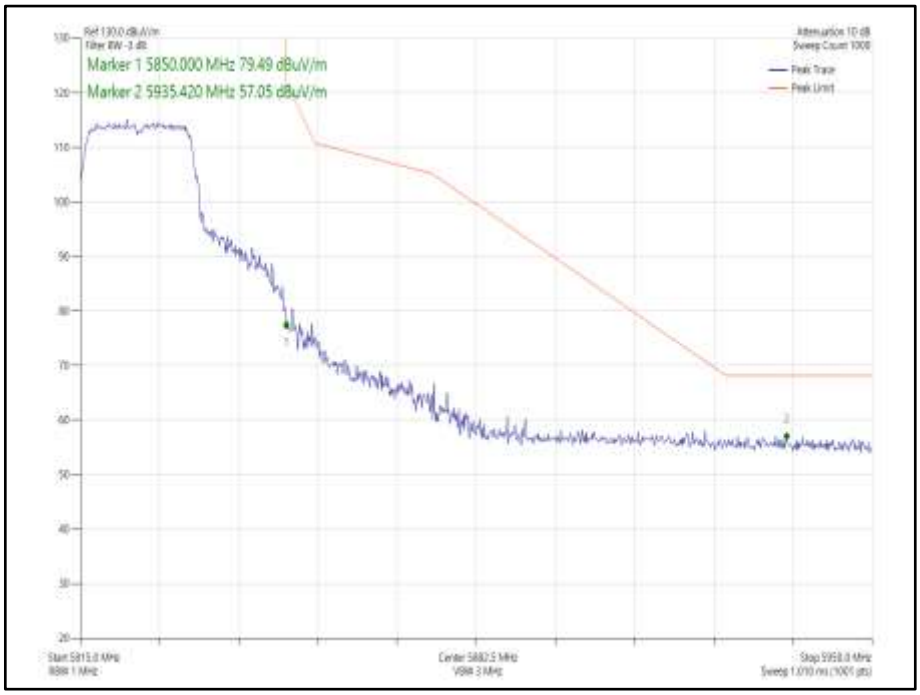

Figure 905 - 802.11n HT20, Core 0 - 5825 MHz
Band Edge Frequency 5850 MHz

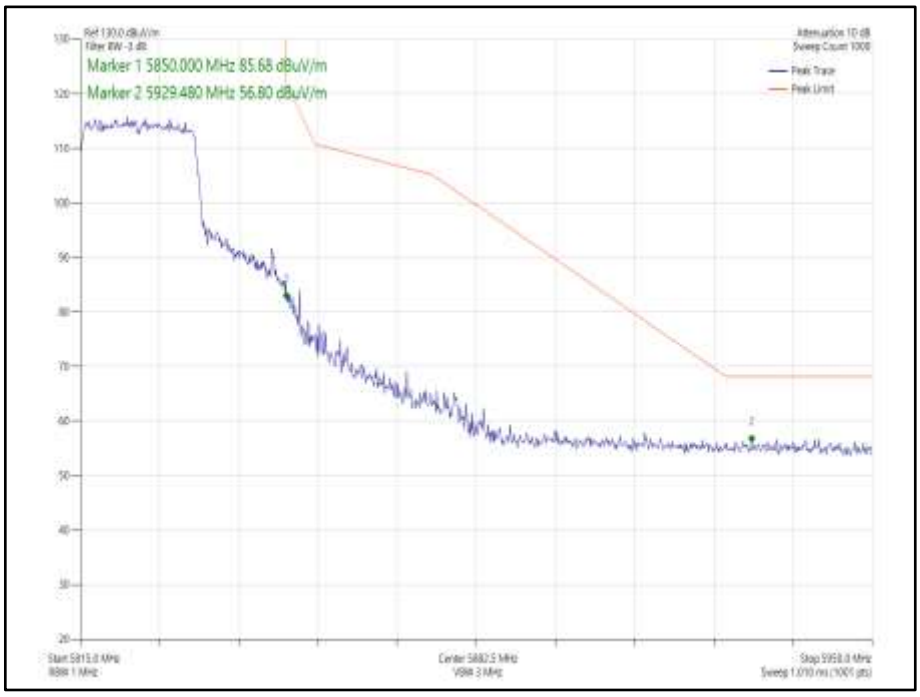

Figure 906- 802.11ax HE20, Core 0, SU - 5825 MHz
Band Edge Frequency 5850 MHz

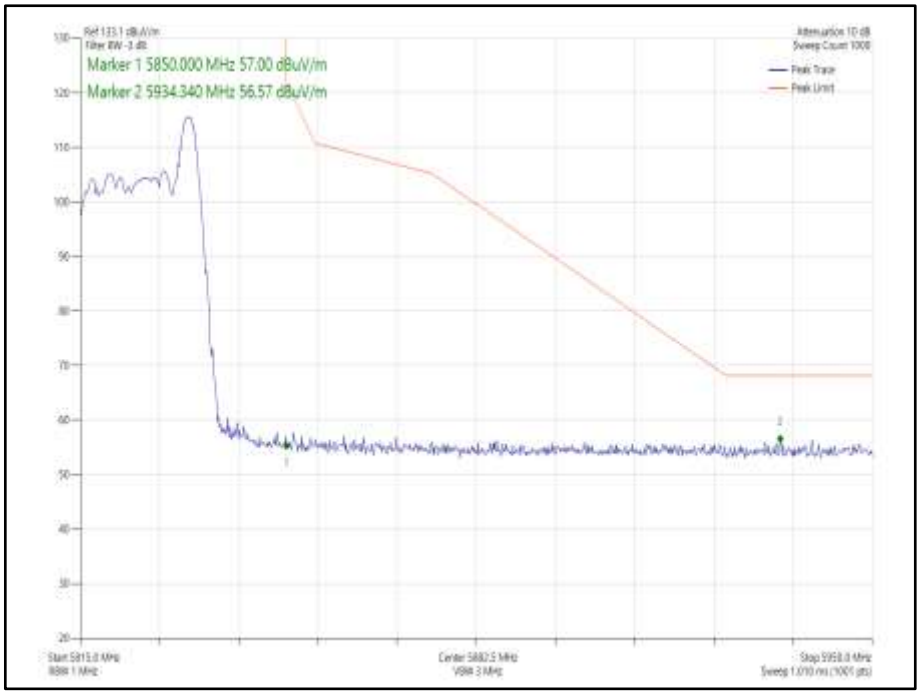

Figure 907- 802.11ax HE20, Core 0, 26-8 - 5825 MHz
Band Edge Frequency 5850 MHz

Mode	Data Rate/ MCS	Resource size	Resource Index	TX Frequency (MHz)	Band Edge Frequency (MHz)	Level (dBuV/m
802.11n HT20 CDD, Cores 0-1	MCS7	-	-	5500	5470	59.06
802.11n HT20 SDM, Cores 0-1	MCS15	-	-	5500	5470	60.59
802.11ax HE20 CDD, Cores 0-1	MCS7x1	SU	-	5500	5470	59.58
802.11ax HE20 CDD, Cores 0-1	MCS7x1	52	37	5500	5470	56.64
802.11ax HE20 SDM, Cores 0-1	MCS7x2	SU	-	5500	5470	60.45
802.11ax HE20 SDM, Cores 0-1	MCS7x2	52	37	5500	5470	58.16
802.11n HT20 CDD, Cores 0-1	MCS7	-	-	5700	5725	60.55
802.11n HT20 SDM, Cores 0-1	MCS15	-	-	5700	5725	63.11
802.11ax HE20 CDD, Cores 0-1	MCS7x1	SU	-	5700	5725	63.28
802.11ax HE20 CDD, Cores 0-1	MCS7x1	52	40	5700	5725	56.67
802.11ax HE20 SDM, Cores 0-1	MCS7x2	SU	-	5700	5725	62.05
802.11ax HE20 SDM, Cores 0-1	MCS7x2	52	40	5700	5725	58.33
802.11n HT20 CDD, Cores 0-1	MCS7	-	-	5745	5725	57.96
802.11n HT20 SDM, Cores 0-1	MCS15	-	-	5745	5725	57.27
802.11ax HE20 CDD, Cores 0-1	MCS7x1	SU	-	5745	5725	57.32
802.11ax HE20 CDD, Cores 0-1	MCS7x1	26	0	5745	5725	55.71
802.11ax HE20 SDM, Cores 0-1	MCS7x2	SU	-	5745	5725	57.08
802.11ax HE20 SDM, Cores 0-1	MCS7x2	26	0	5745	5725	55.88
802.11n HT20 CDD, Cores 0-1	MCS7	-	-	5825	5850	57.24
802.11n HT20 SDM, Cores 0-1	MCS15	-	-	5825	5850	57.32
802.11ax HE20 CDD, Cores 0-1	MCS7x1	SU	-	5825	5850	57.19
802.11ax HE20 CDD, Cores 0-1	MCS7x1	26	8	5825	5850	56.37
802.11ax HE20 SDM, Cores 0-1	MCS7x2	SU	-	5825	5850	56.91
802.11ax HE20 SDM, Cores 0-1	MCS7x2	26	8	5825	5850	56.71

Table 630 - MIMO 2TX Authorised Band Edge Results