Channel	Straddle	Bottom	Middle	Top
Frequency (MHz)	5720	5745	5785	5825
6 dB Bandwidth (MHz)	4.540	19.140	19.140	19.200
26 dB Bandwidth (MHz)	5.860	28.020	28.980	29.280
99% Bandwidth (MHz)	19.024	19.060	19.038	19.073

Table 595 - 802.11ax / HE20 MCS7x1 / SU / MIMO CDD / Cores 0+1

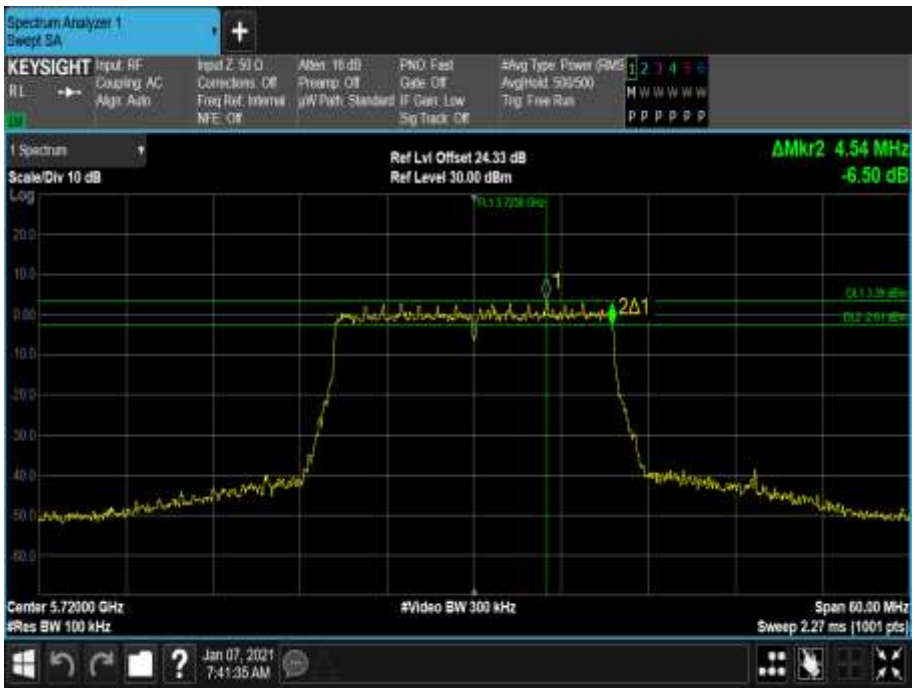

Figure 671 - 5720 MHz - 6 dB DTS Bandwidth

Figure 672 - 5720 MHz - 26 dB Emission Bandwidth

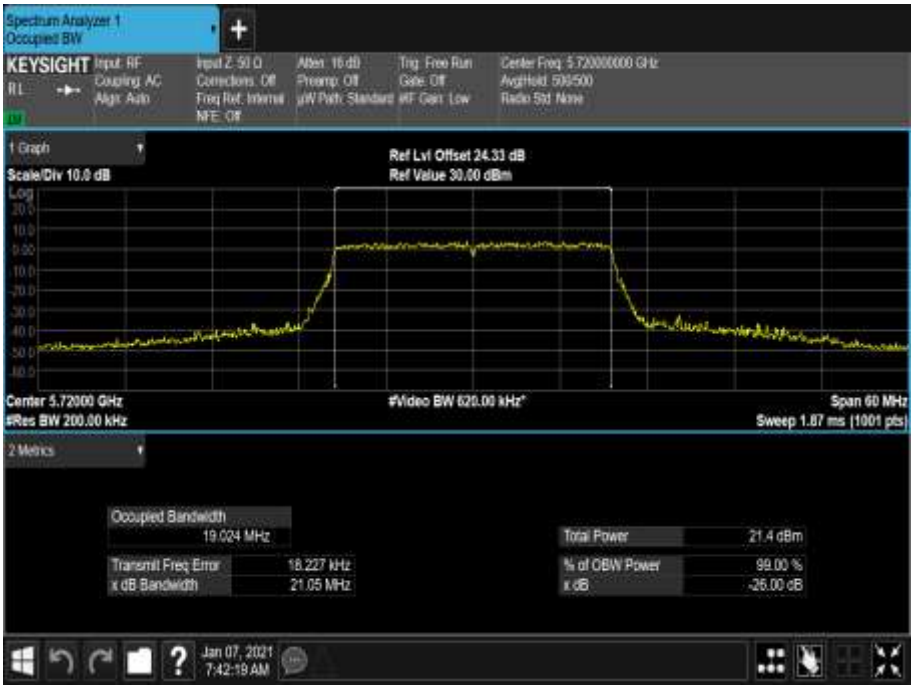

Figure 673 - 5720 MHz - 99% Occupied Bandwidth

Figure 674 - 5745 MHz - 6 dB DTS Bandwidth

Figure 675 - 5745 MHz - 26 dB Emission Bandwidth

Figure 676 - 5745 MHz - 99% Occupied Bandwidth

Figure 677 - 5785 MHz - 6 dB DTS Bandwidth

Figure 678 - 5785 MHz - 26 dB Emission Bandwidth

Figure 679 - 5785 MHz - 99% Occupied Bandwidth

Figure 680 - 5825 MHz - 6 dB DTS Bandwidth

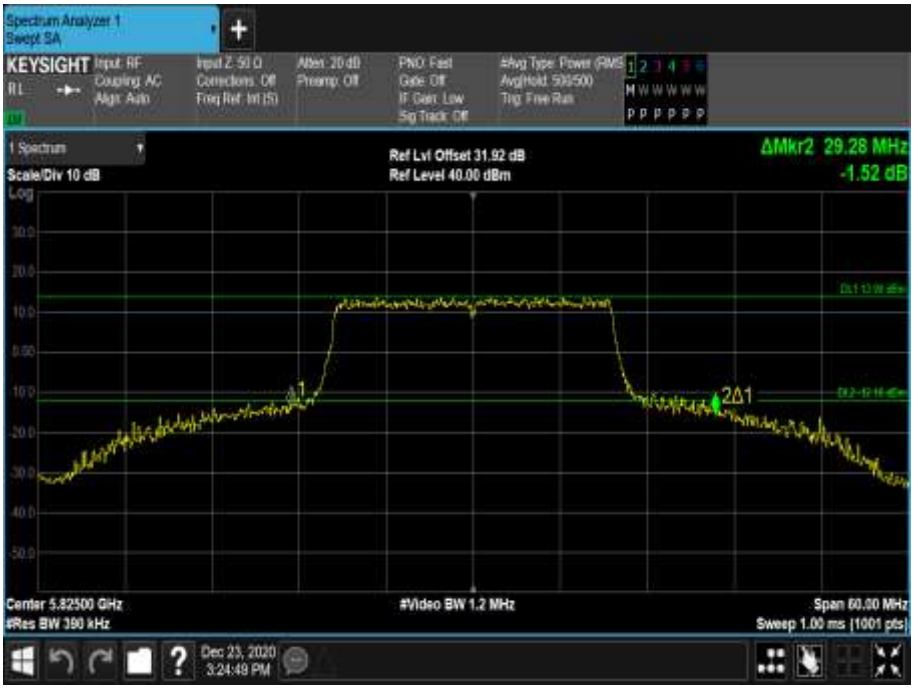

Figure 681 - 5825 MHz - 26 dB Emission Bandwidth

Figure 682 - 5825 MHz - 99% Occupied Bandwidth

Channel	Bottom	Middle	Top
Frequency (MHz)	5745	5785	5825
6 dB Bandwidth (MHz)	2.160	2.160	2.160
26 dB Bandwidth (MHz)	20.340	20.280	20.280
99% Bandwidth (MHz)	18.253	18.275	18.312

Table 596 - 802.11ax / HE20 MCS7x1 / RU 26-0 / MIMO CDD / Cores 0+1

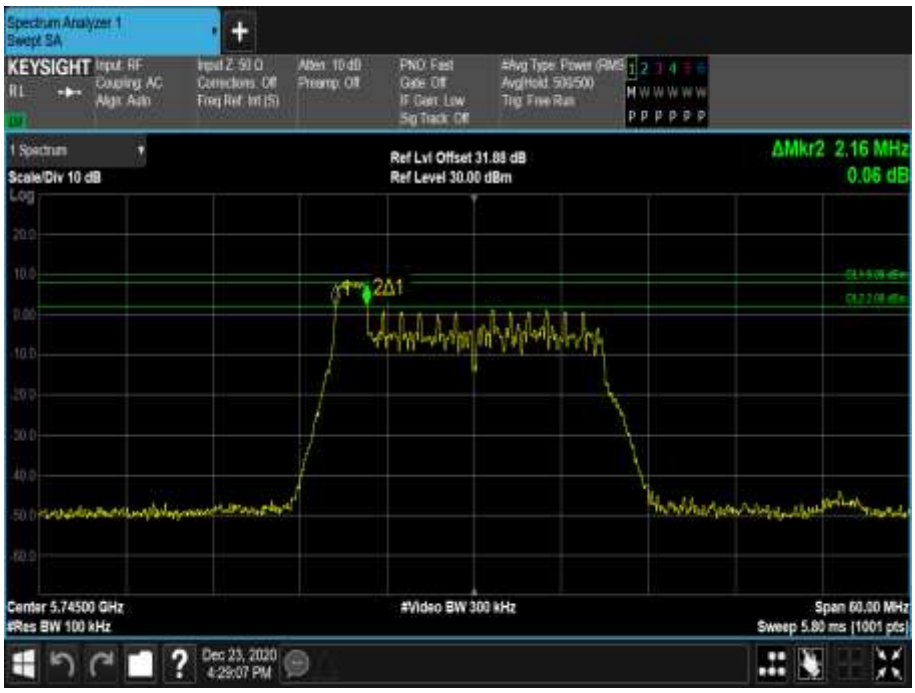

Figure 683 - 5745 MHz - 6 dB DTS Bandwidth

Figure 684 - 5745 MHz - 26 dB Emission Bandwidth

Figure 685 - 5745 MHz - 99% Occupied Bandwidth

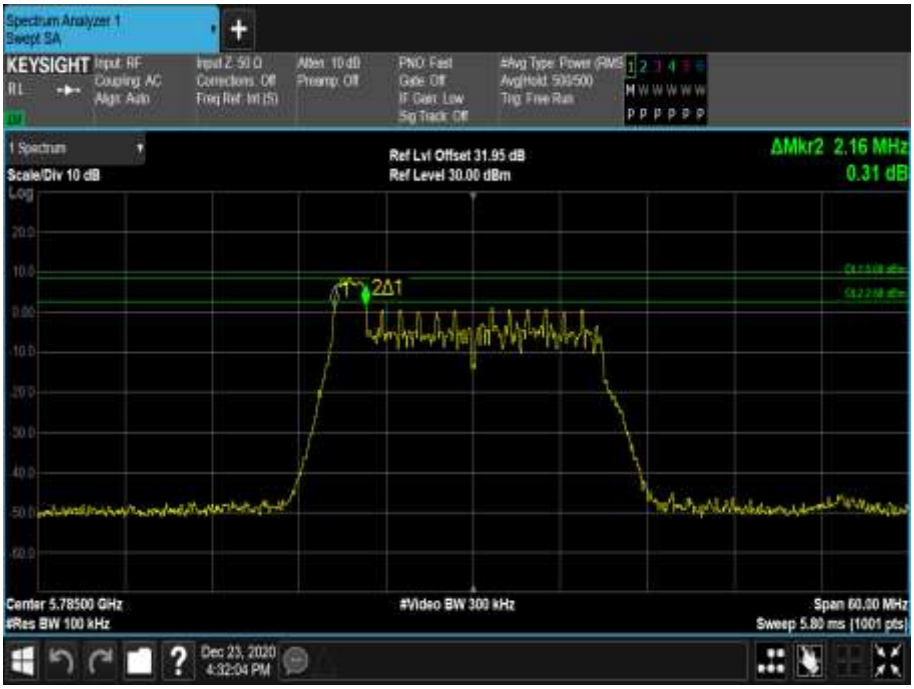

Figure 686 - 5785 MHz - 6 dB DTS Bandwidth

Figure 687 - 5785 MHz - 26 dB Emission Bandwidth

Figure 688 - 5785 MHz - 99% Occupied Bandwidth

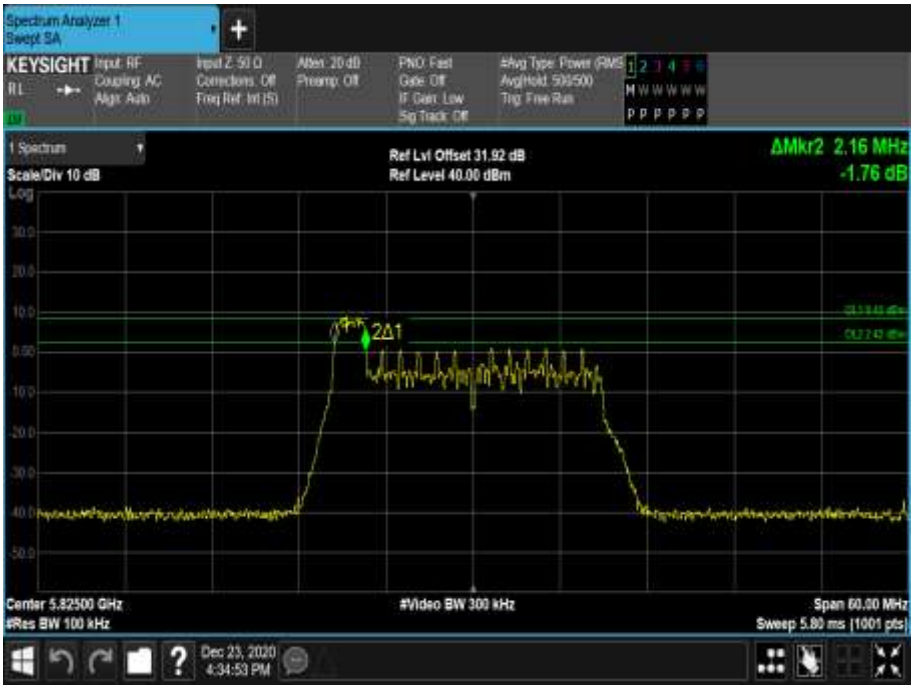

Figure 689 - 5825 MHz - 6 dB DTS Bandwidth

Figure 690 - 5825 MHz - 26 dB Emission Bandwidth

Figure 691 - 5825 MHz - 99% Occupied Bandwidth

Channel	Bottom	Middle	Top
Frequency (MHz)	5745	5785	5825
6 dB Bandwidth (MHz)	2.160	2.160	2.160
26 dB Bandwidth (MHz)	20.760	20.820	20.760
99% Bandwidth (MHz)	18.442	18.437	18.433

Table 597 - 802.11ax / HE20 MCS7x1 / RU 26-8 / MIMO CDD / Cores 0+1

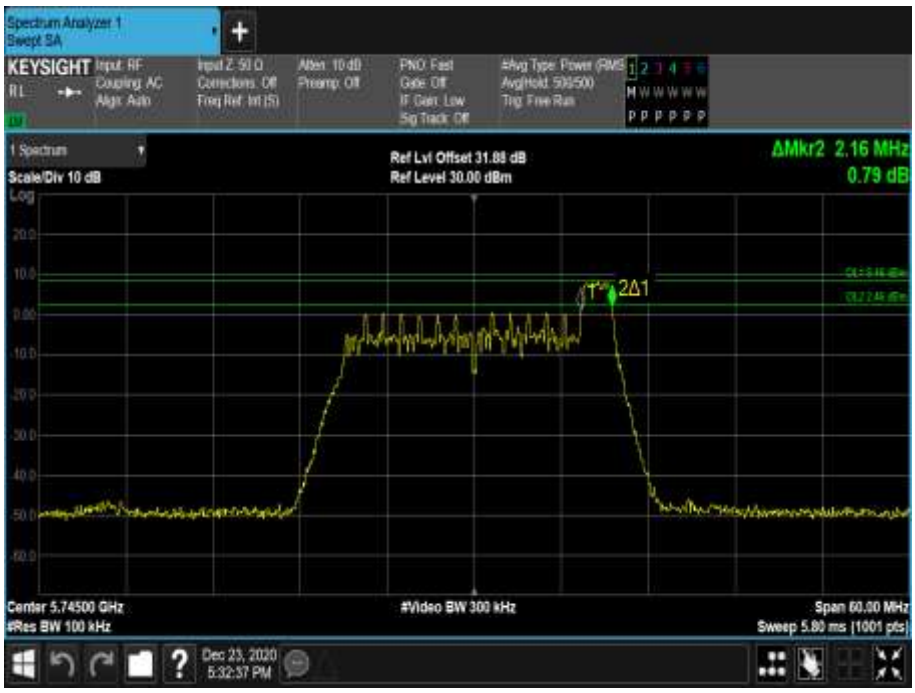

Figure 692 - 5745 MHz - 6 dB DTS Bandwidth

Figure 693 - 5745 MHz - 26 dB Emission Bandwidth

Figure 694 - 5745 MHz - 99% Occupied Bandwidth

Figure 695 - 5785 MHz - 6 dB DTS Bandwidth

Figure 696 - 5785 MHz - 26 dB Emission Bandwidth

Figure 697 - 5785 MHz - 99% Occupied Bandwidth

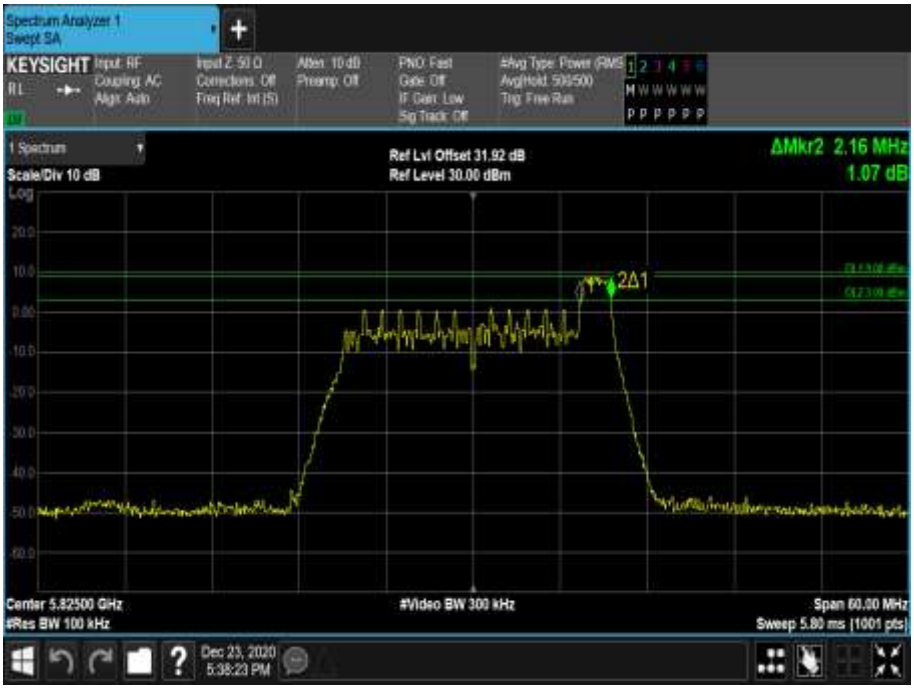

Figure 698 - 5825 MHz - 6 dB DTS Bandwidth

Figure 699 - 5825 MHz - 26 dB Emission Bandwidth

Figure 700 - 5825 MHz - 99% Occupied Bandwidth

Channel	Straddle	Bottom	Middle	Top
Frequency (MHz)	5720	5745	5785	5825
6 dB Bandwidth (MHz)	4.540	19.140	19.140	19.080
26 dB Bandwidth (MHz)	5.800	30.240	30.540	29.520
99% Bandwidth (MHz)	19.024	19.070	19.076	19.063

Table 598 - 802.11ax / HE20 MCS7x2 / SU / MIMO SDM / Cores 0+1

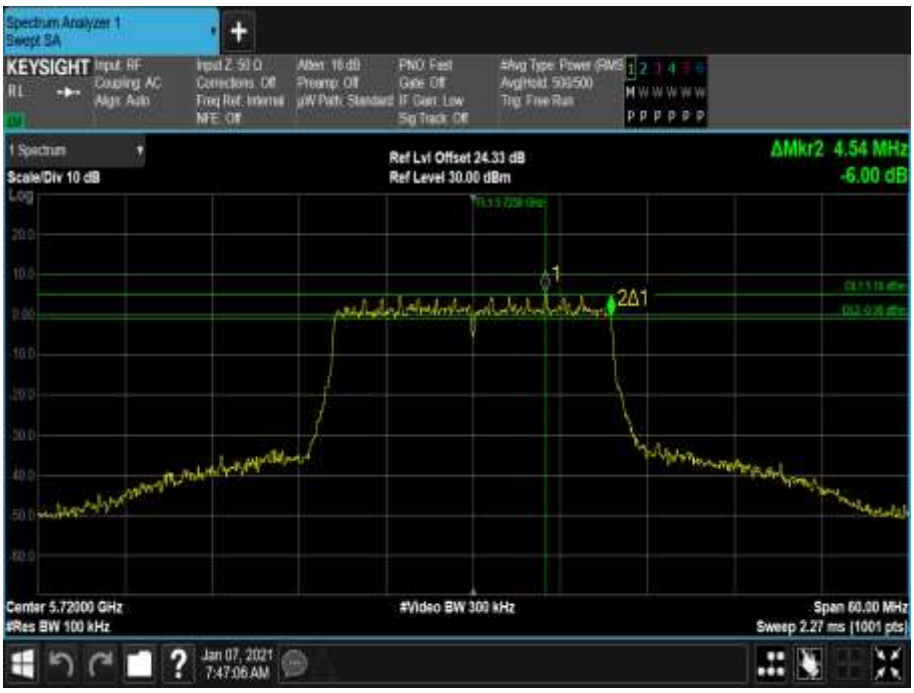

Figure 701 - 5720 MHz - 6 dB DTS Bandwidth

Figure 702 - 5720 MHz - 26 dB Emission Bandwidth

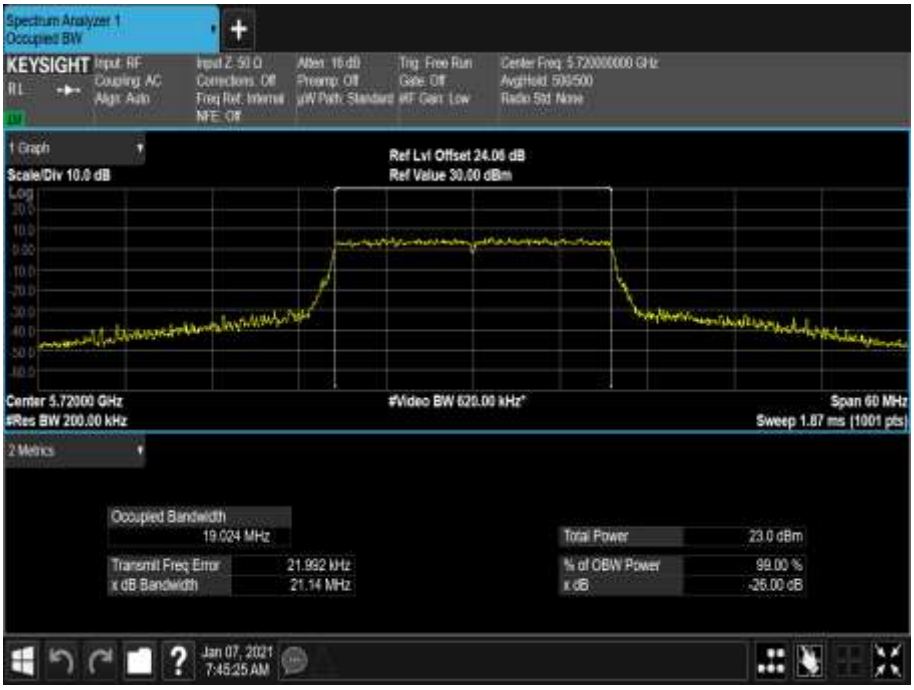

Figure 703 - 5720 MHz - 99% Occupied Bandwidth

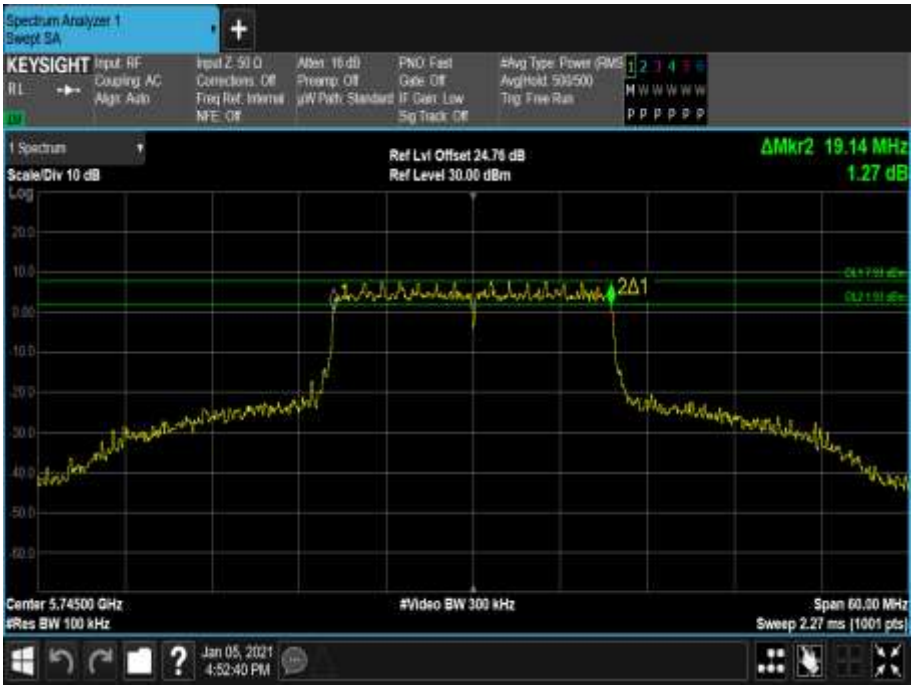

Figure 704 - 5745 MHz - 6 dB DTS Bandwidth

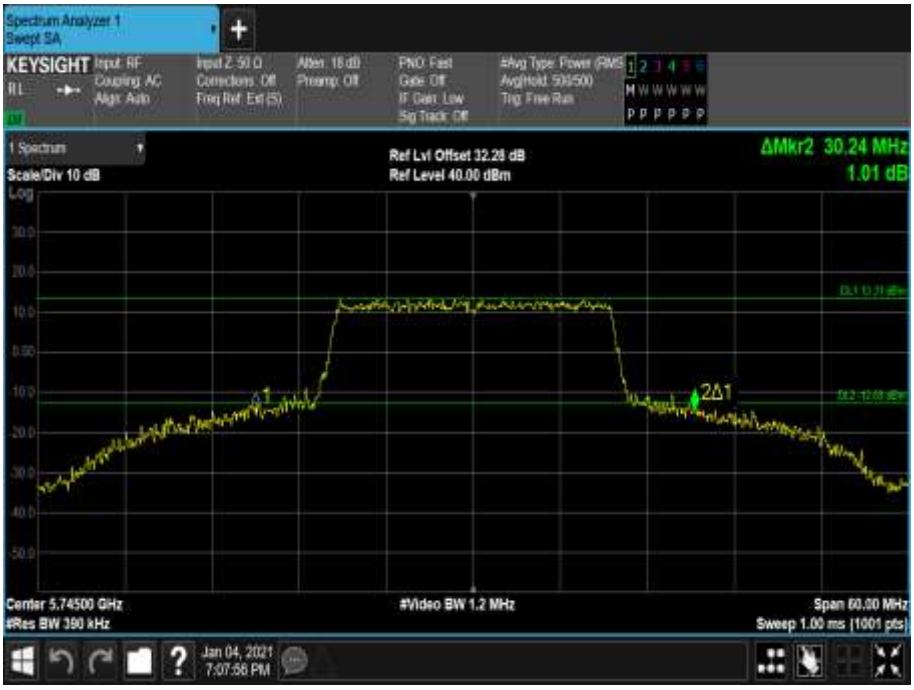

Figure 705 - 5745 MHz - 26 dB Emission Bandwidth

Figure 706 - 5745 MHz - 99% Occupied Bandwidth

Figure 707 - 5785 MHz - 6 dB DTS Bandwidth

Figure 708 - 5785 MHz - 26 dB Emission Bandwidth

Figure 709 - 5785 MHz - 99% Occupied Bandwidth

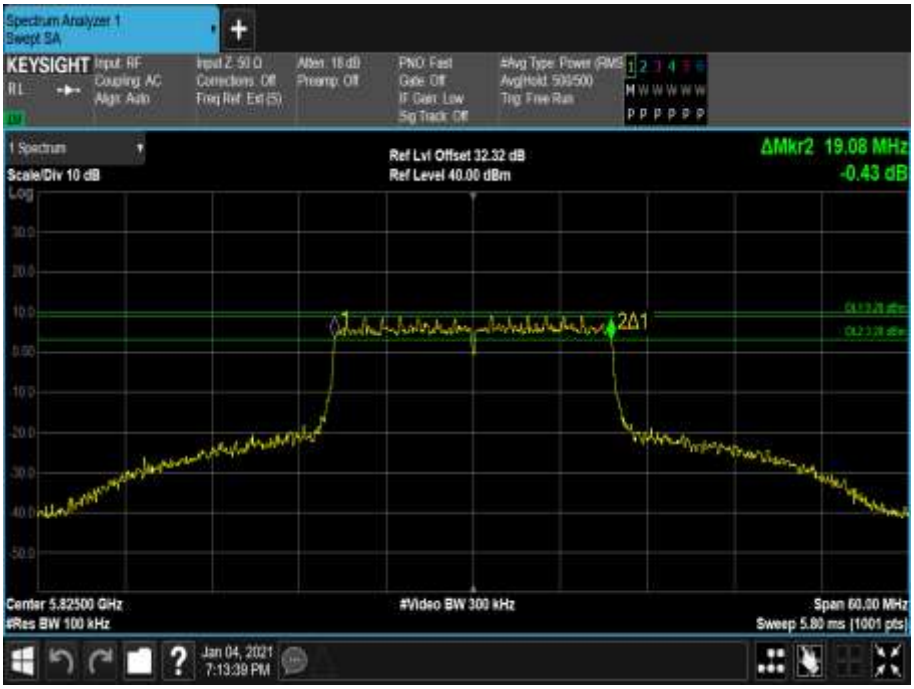

Figure 710 - 5825 MHz - 6 dB DTS Bandwidth

Figure 711 - 5825 MHz - 26 dB Emission Bandwidth

Figure 712 - 5825 MHz - 99% Occupied Bandwidth

Channel	Bottom	Middle	Top
Frequency (MHz)	5745	5785	5825
6 dB Bandwidth (MHz)	2.160	2.220	2.160
26 dB Bandwidth (MHz)	20.340	20.460	20.280
99% Bandwidth (MHz)	18.274	18.318	18.302

Table 599 - 802.11ax / HE20 MCS7x2 / RU 26-0 / MIMO SDM / Cores 0+1

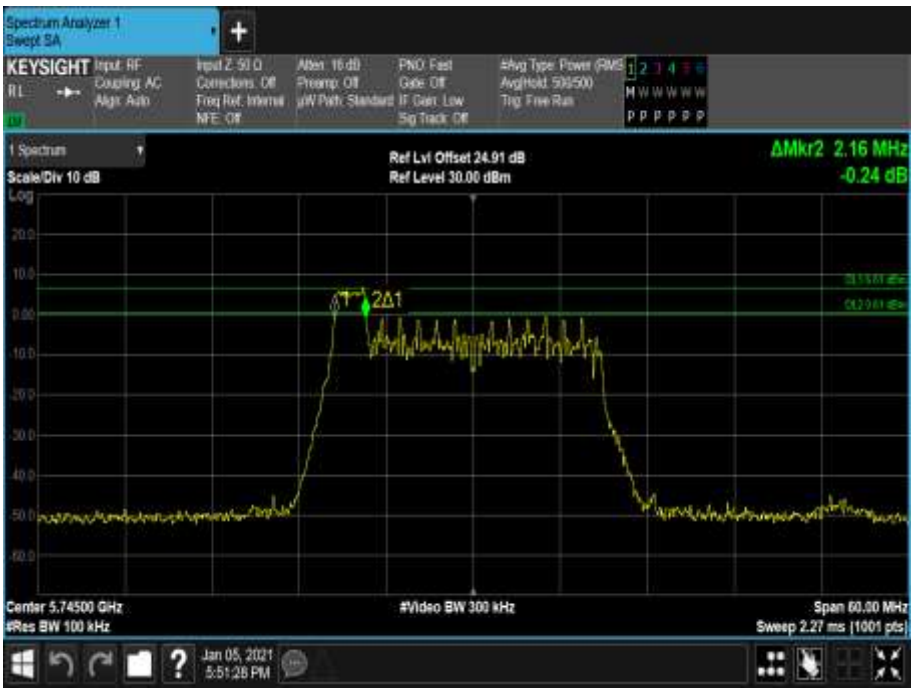

Figure 713 - 5745 MHz - 6 dB DTS Bandwidth

Figure 714 - 5745 MHz - 26 dB Emission Bandwidth

Figure 715 - 5745 MHz - 99% Occupied Bandwidth

Figure 716 - 5785 MHz - 6 dB DTS Bandwidth

Figure 717 - 5785 MHz - 26 dB Emission Bandwidth

Figure 718 - 5785 MHz - 99% Occupied Bandwidth

Figure 719 - 5825 MHz - 6 dB DTS Bandwidth

Figure 720 - 5825 MHz - 26 dB Emission Bandwidth

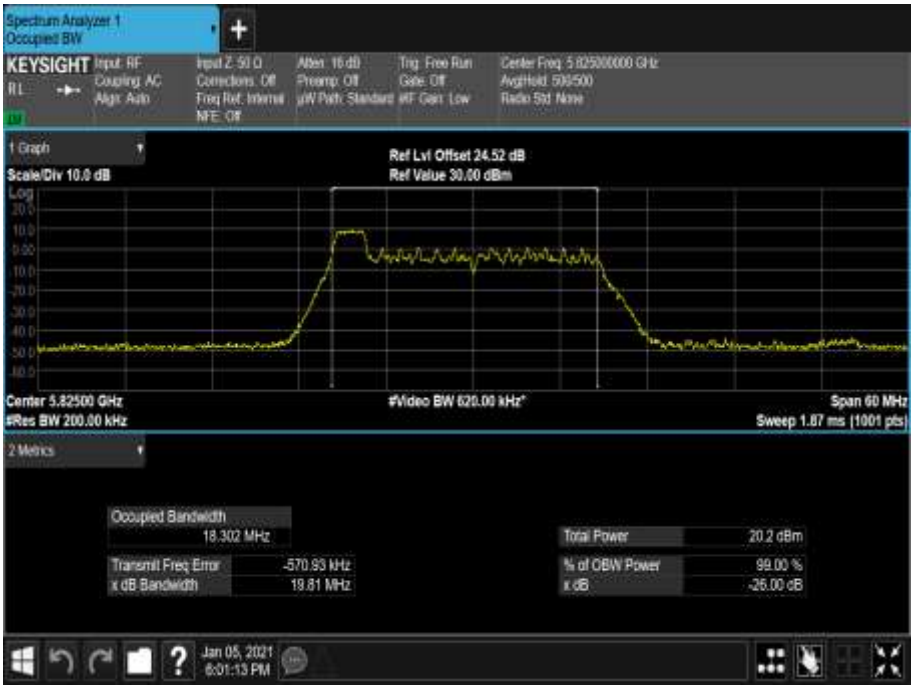

Figure 721 - 5825 MHz - 99% Occupied Bandwidth

Channel	Bottom	Middle	Top
Frequency (MHz)	5745	5785	5825
6 dB Bandwidth (MHz)	2.160	2.160	2.160
26 dB Bandwidth (MHz)	20.880	20.760	20.700
99% Bandwidth (MHz)	18.488	18.425	18.514

Table 600 - 802.11ax / HE20 MCS7x2 / RU 26-8 / MIMO SDM / Cores 0+1

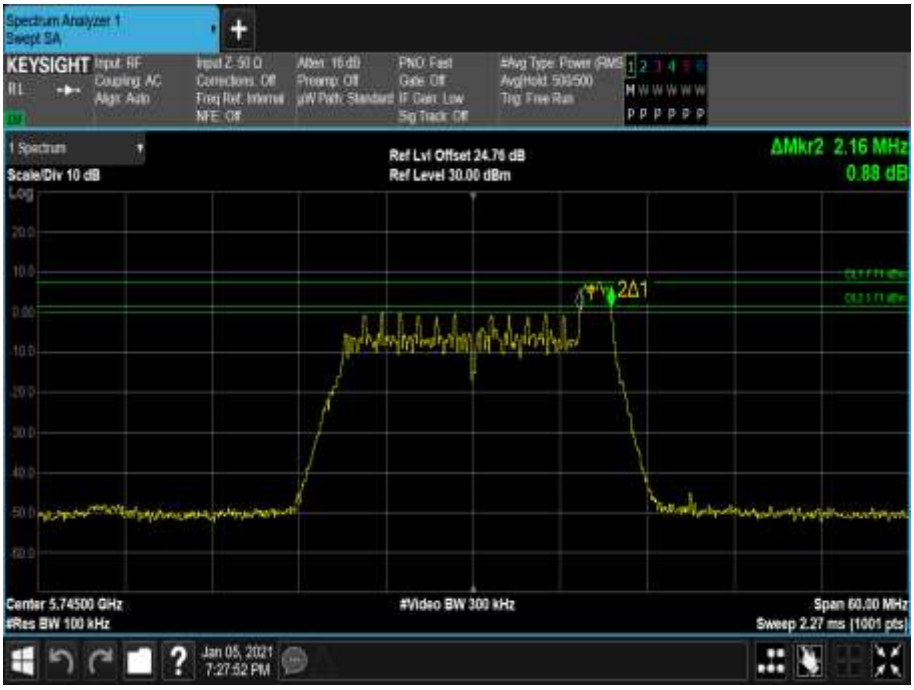

Figure 722 - 5745 MHz - 6 dB DTS Bandwidth

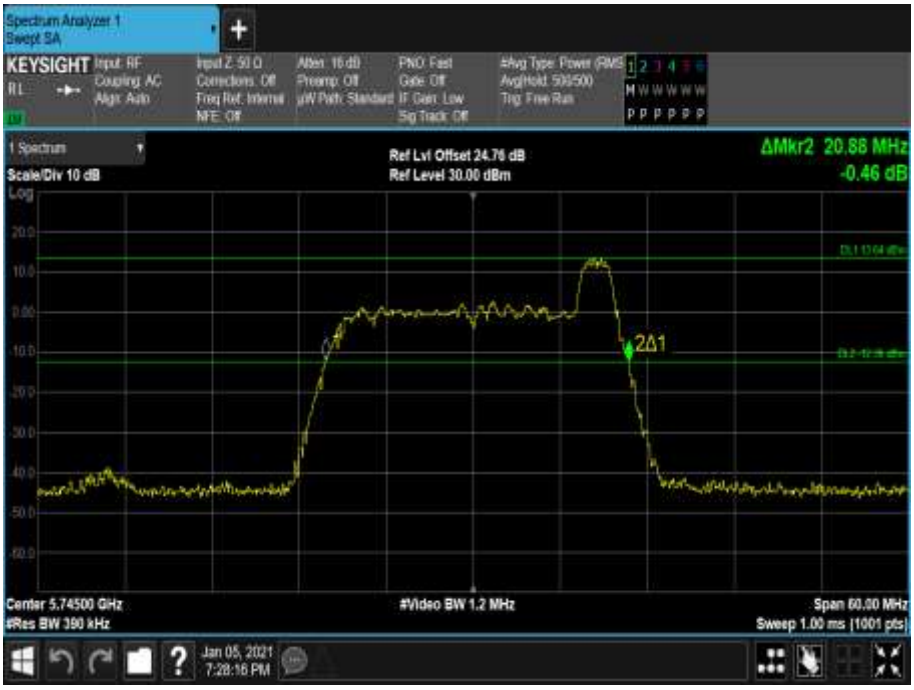

Figure 723 - 5745 MHz - 26 dB Emission Bandwidth

Figure 724 - 5745 MHz - 99% Occupied Bandwidth

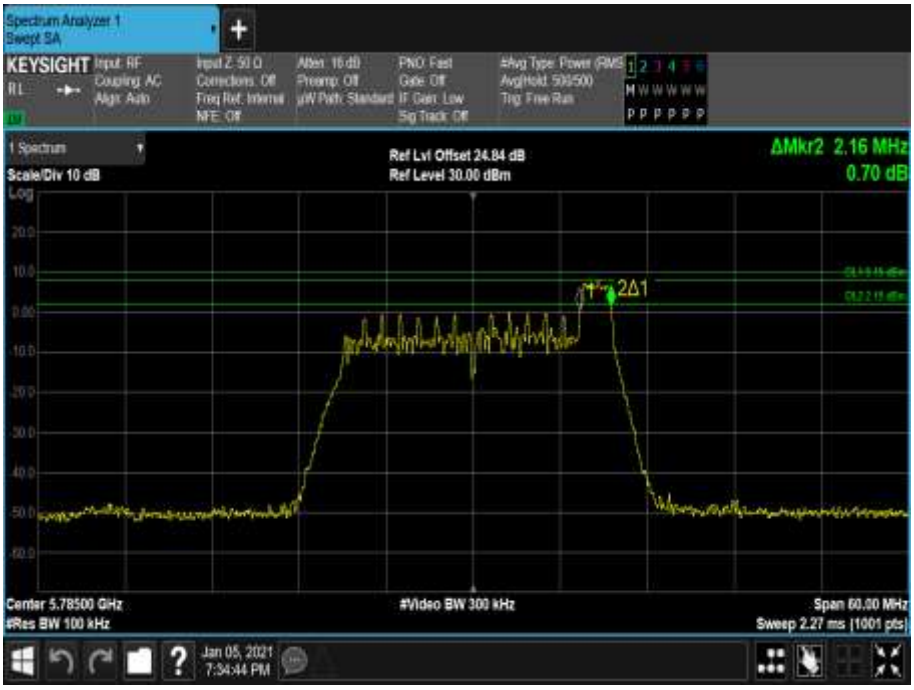

Figure 725 - 5785 MHz - 6 dB DTS Bandwidth

Figure 726 - 5785 MHz - 26 dB Emission Bandwidth

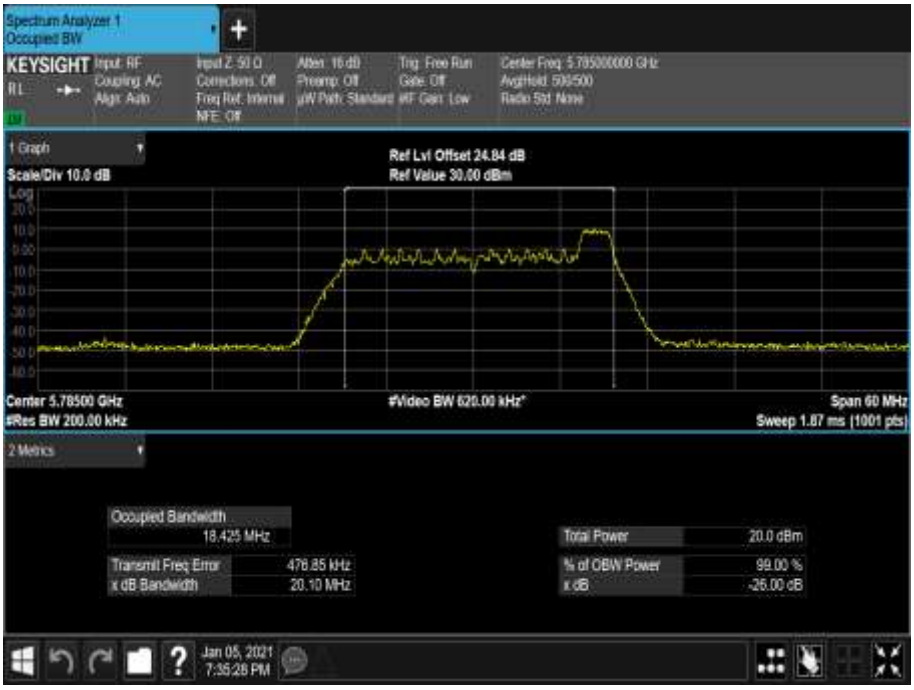

Figure 727 - 5785 MHz - 99% Occupied Bandwidth

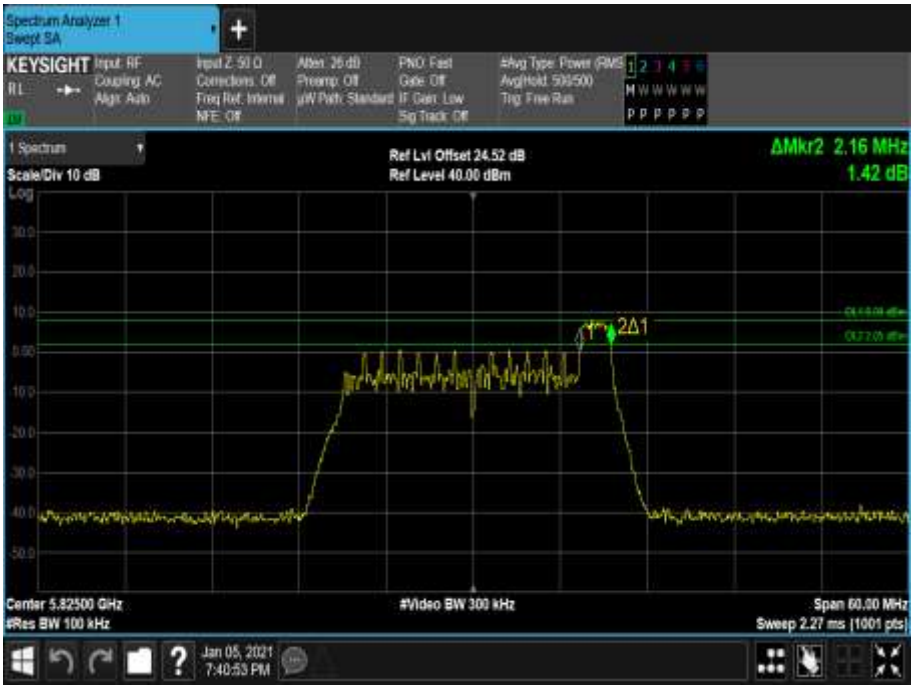

Figure 728 - 5825 MHz - 6 dB DTS Bandwidth

Figure 729 - 5825 MHz - 26 dB Emission Bandwidth

Figure 730 - 5825 MHz - 99% Occupied Bandwidth

Channel	Straddle	Bottom	Top
Frequency (MHz)	5710	5755	5795
6 dB Bandwidth (MHz)	3.360	36.720	36.600
26 dB Bandwidth (MHz)	16.560	58.680	63.960
99% Bandwidth (MHz)	36.447	36.550	36.597

Table 601 - 802.11n / HT40 MCS7 / SISO / Core 0

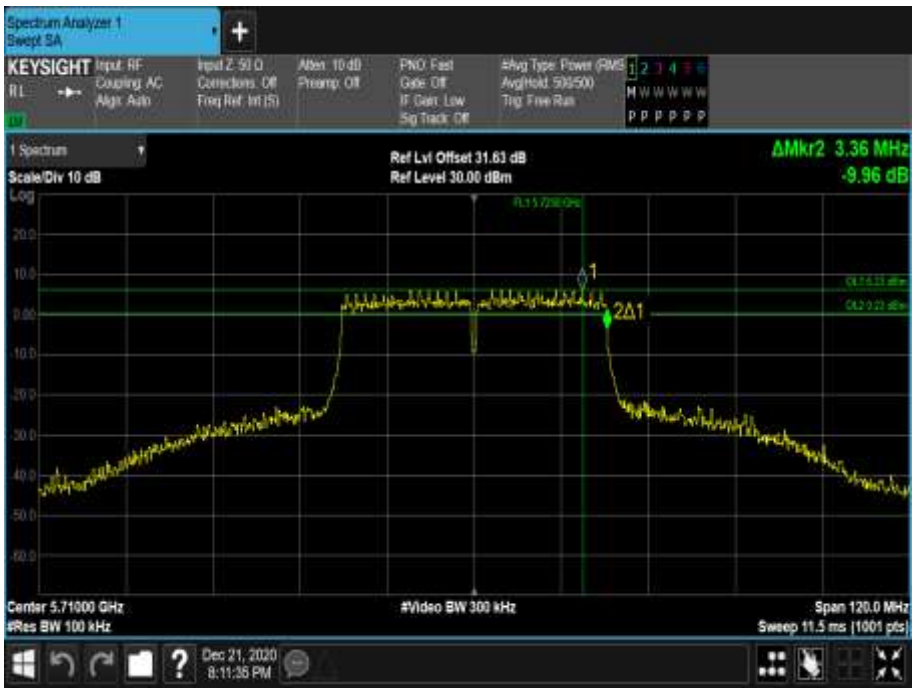

Figure 731 - 5710 MHz - 6 dB DTS Bandwidth

Figure 732 - 5710 MHz - 26 dB Emission Bandwidth

Figure 733 - 5710 MHz - 99% Occupied Bandwidth

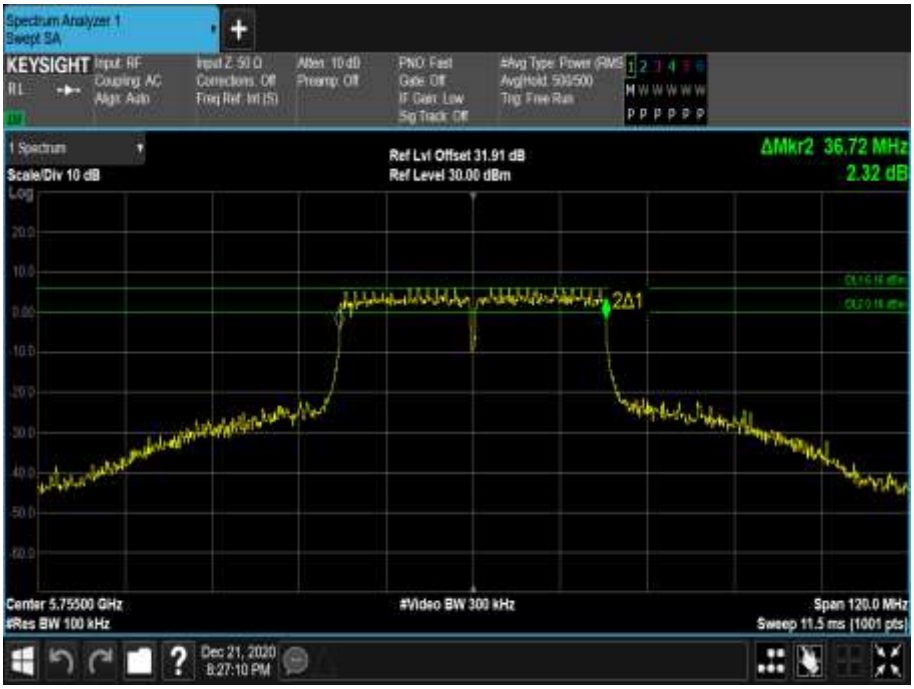

Figure 734 - 5755 MHz - 6 dB DTS Bandwidth

Figure 735 - 5755 MHz - 26 dB Emission Bandwidth

Figure 736 - 5755 MHz - 99% Occupied Bandwidth

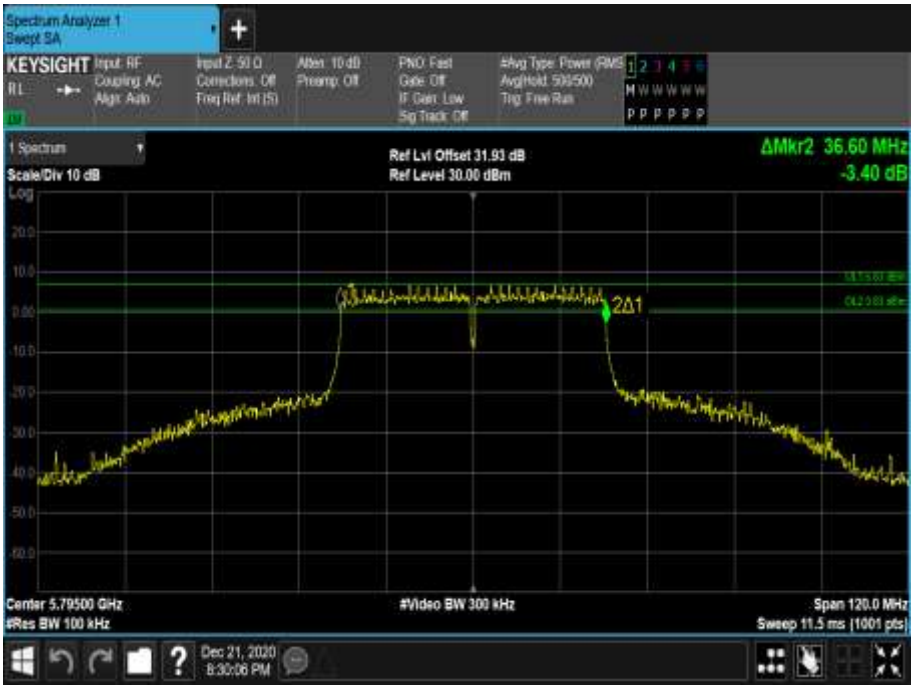

Figure 737 - 5795 MHz - 6 dB DTS Bandwidth

Figure 738 - 5795 MHz - 26 dB Emission Bandwidth

Figure 739 - 5795 MHz - 99% Occupied Bandwidth

Channel	Straddle	Bottom	Top
Frequency (MHz)	5710	5755	5795
6 dB Bandwidth (MHz)	3.360	36.720	36.720
26 dB Bandwidth (MHz)	5.640	63.960	63.600
99% Bandwidth (MHz)	36.405	36.606	36.567

Table 602 - 802.11n / HT40 MCS7 / MIMO CDD / Cores 0+1

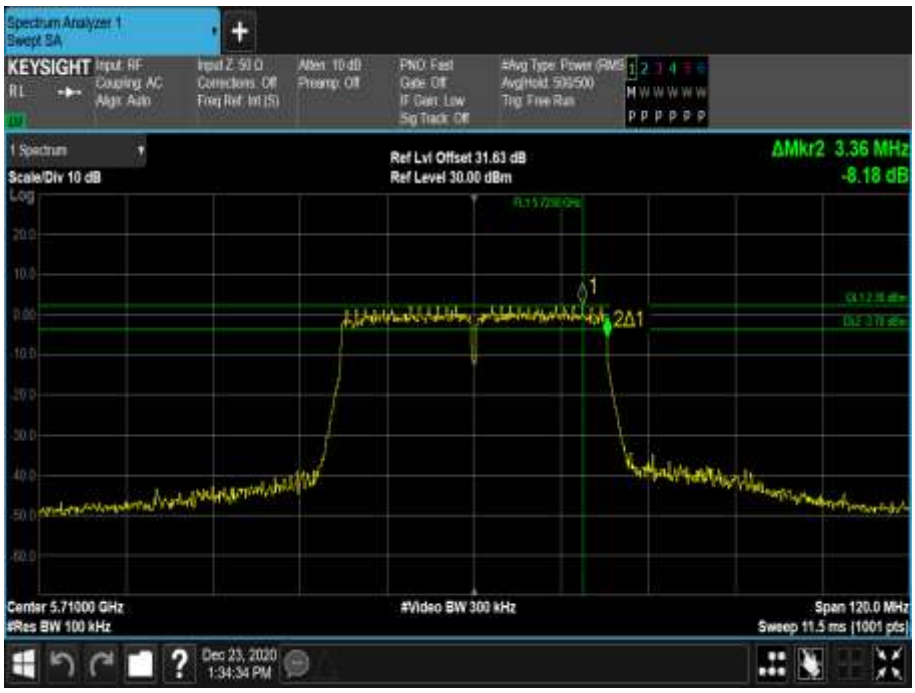

Figure 740 - 5710 MHz - 6 dB DTS Bandwidth

Figure 741 - 5710 MHz - 26 dB Emission Bandwidth

Figure 742 - 5710 MHz - 99% Occupied Bandwidth

Figure 743 - 5755 MHz - 6 dB DTS Bandwidth

Figure 744 - 5755 MHz - 26 dB Emission Bandwidth

Figure 745 - 5755 MHz - 99% Occupied Bandwidth

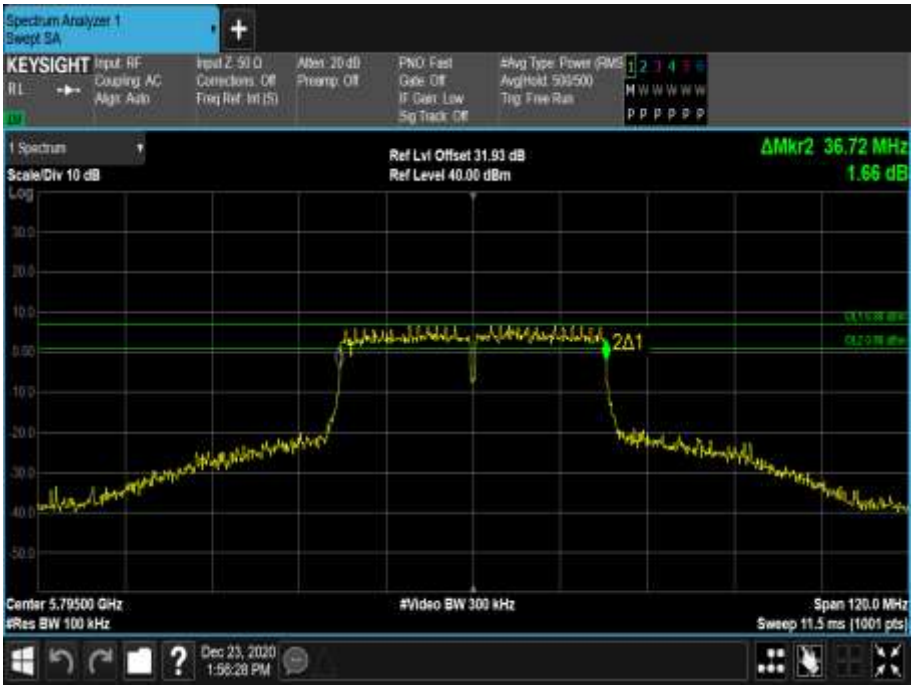

Figure 746 - 5795 MHz - 6 dB DTS Bandwidth

Figure 747 - 5795 MHz - 26 dB Emission Bandwidth

Figure 748 - 5795 MHz - 99% Occupied Bandwidth

Channel	Straddle	Bottom	Top
Frequency (MHz)	5710	5755	5795
6 dB Bandwidth (MHz)	3.360	36.720	36.600
26 dB Bandwidth (MHz)	17.760	56.160	59.400
99% Bandwidth (MHz)	36.529	36.571	36.585

Table 603 - 802.11n / HT40 MCS15 / MIMO SDM / Cores 0+1

Figure 749 - 5710 MHz - 6 dB DTS Bandwidth

Figure 750 - 5710 MHz - 26 dB Emission Bandwidth

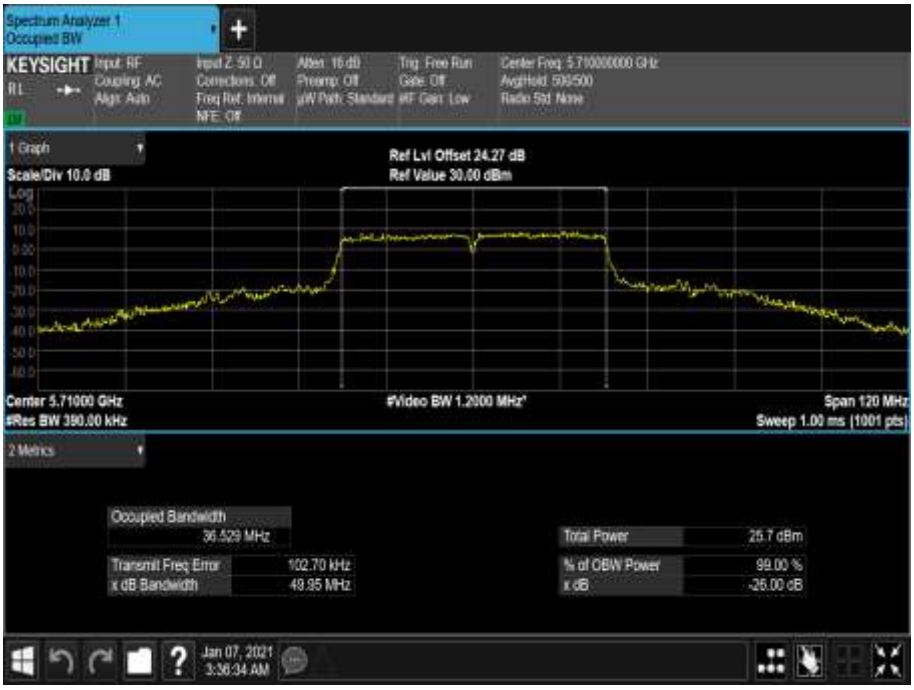

Figure 751 - 5710 MHz - 99% Occupied Bandwidth

Figure 752 - 5755 MHz - 6 dB DTS Bandwidth

Figure 753 - 5755 MHz - 26 dB Emission Bandwidth

Figure 754 - 5755 MHz - 99% Occupied Bandwidth

Figure 755 - 5795 MHz - 6 dB DTS Bandwidth

Figure 756 - 5795 MHz - 26 dB Emission Bandwidth

Figure 757 - 5795 MHz - 99% Occupied Bandwidth

Channel	Straddle	Bottom	Top
Frequency (MHz)	5710	5755	5795
6 dB Bandwidth (MHz)	3.360	36.600	36.720
26 dB Bandwidth (MHz)	15.600	65.160	59.760
99% Bandwidth (MHz)	36.408	36.499	36.439

Table 604 - 802.11ac / VHT40 MCS7x1 / MIMO TxBF / Cores 0+1

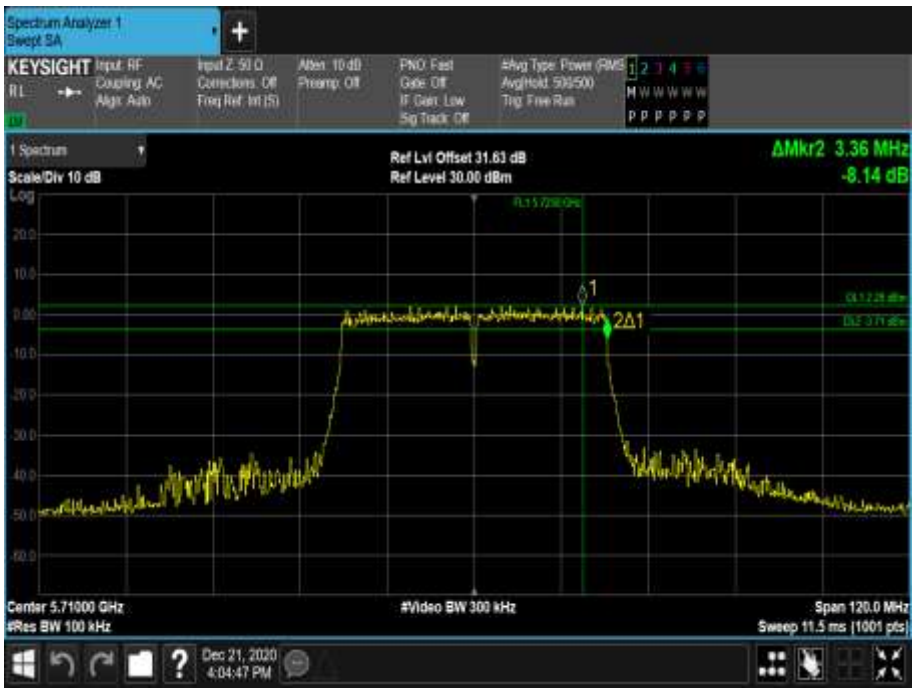

Figure 758 - 5710 MHz - 6 dB DTS Bandwidth

Figure 759 - 5710 MHz - 26 dB Emission Bandwidth

Figure 760 - 5710 MHz - 99% Occupied Bandwidth

Figure 761 - 5755 MHz - 6 dB DTS Bandwidth

Figure 762 - 5755 MHz - 26 dB Emission Bandwidth

Figure 763 - 5755 MHz - 99% Occupied Bandwidth

Figure 764 - 5795 MHz - 6 dB DTS Bandwidth

Figure 765 - 5795 MHz - 26 dB Emission Bandwidth

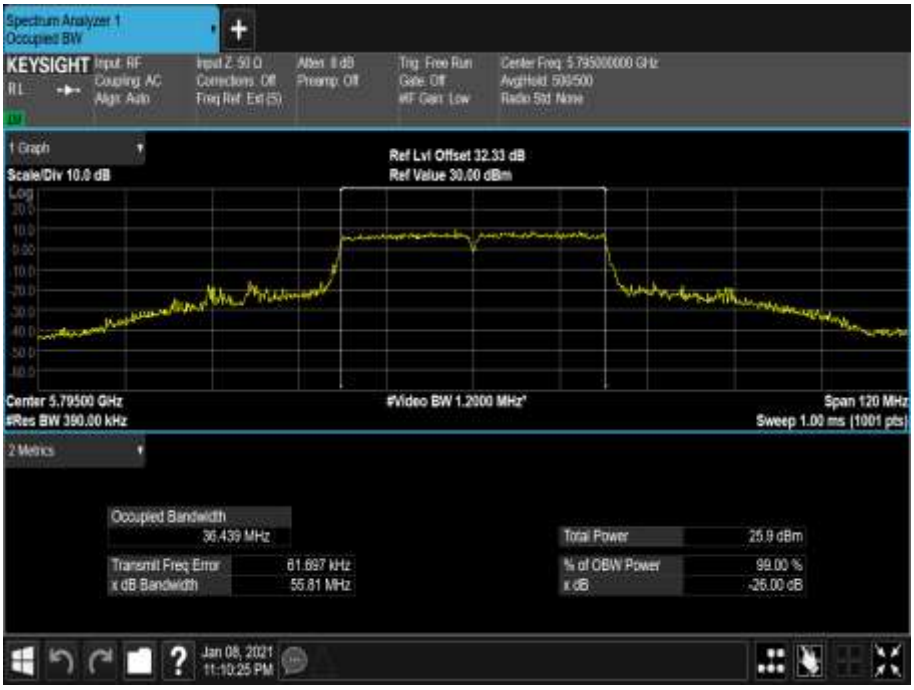

Figure 766 - 5795 MHz - 99% Occupied Bandwidth

Channel	Straddle	Bottom	Top
Frequency (MHz)	5710	5755	5795
6 dB Bandwidth (MHz)	4.200	38.160	38.280
26 dB Bandwidth (MHz)	11.040	45.600	51.840
99% Bandwidth (MHz)	37.847	37.803	37.874

Table 605 - 802.11ax / HE40 MCS7x1 / SU / SISO / Core 0

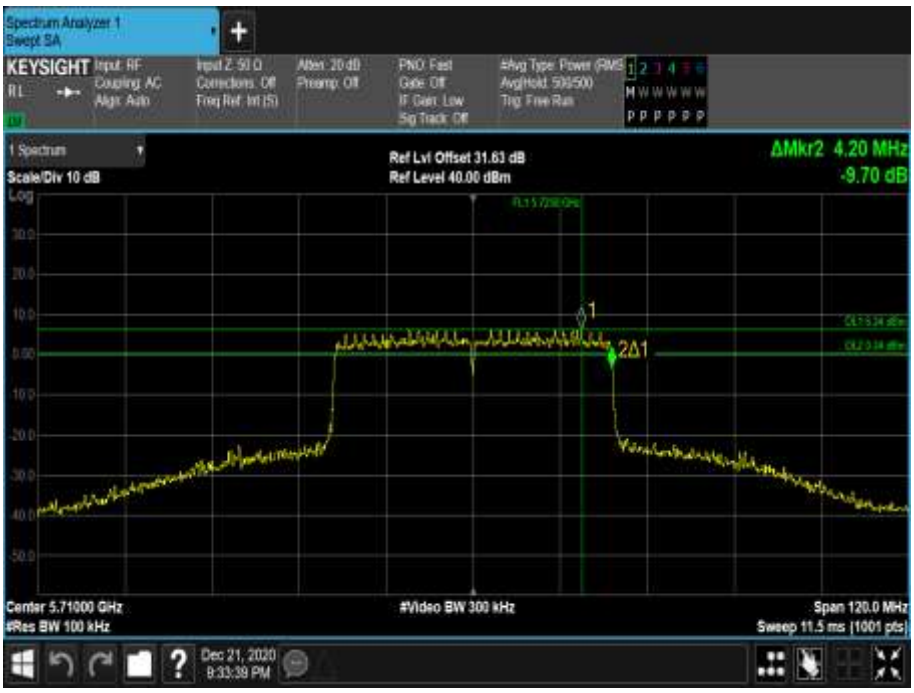

Figure 767 - 5710 MHz - 6 dB DTS Bandwidth

Figure 768 - 5710 MHz - 26 dB Emission Bandwidth

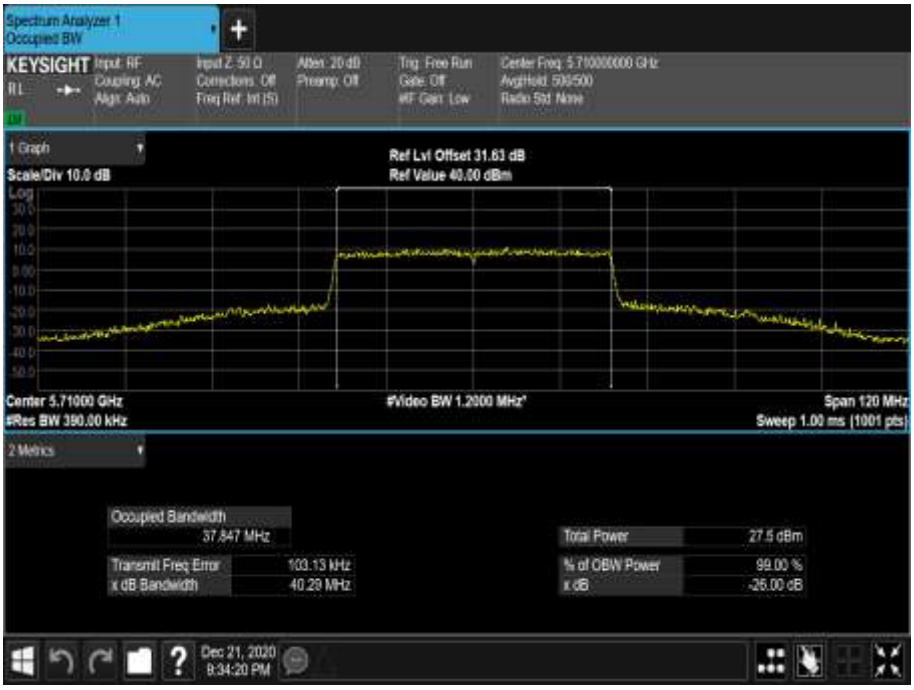

Figure 769 - 5710 MHz - 99% Occupied Bandwidth

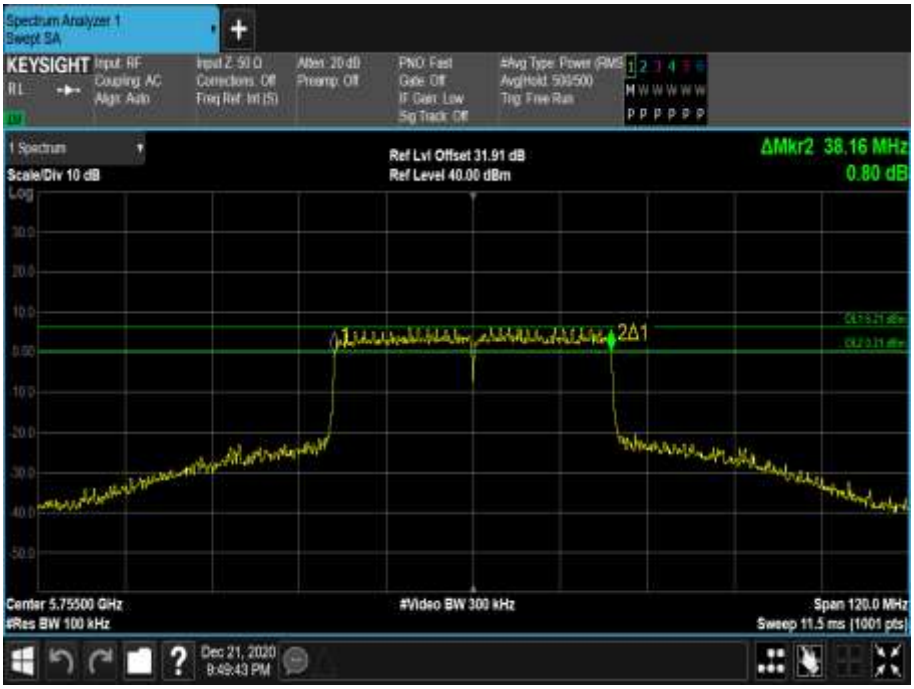

Figure 770 - 5755 MHz - 6 dB DTS Bandwidth

Figure 771 - 5755 MHz - 26 dB Emission Bandwidth

Figure 772 - 5755 MHz - 99% Occupied Bandwidth

Figure 773 - 5795 MHz - 6 dB DTS Bandwidth

Figure 774 - 5795 MHz - 26 dB Emission Bandwidth

Figure 775 - 5795 MHz - 99% Occupied Bandwidth

Channel	Bottom	Top
Frequency (MHz)	5755	5795
6 dB Bandwidth (MHz)	2.280	2.160
26 dB Bandwidth (MHz)	19.920	20.040
99% Bandwidth (MHz)	18.570	18.620

Table 606 - 802.11ax / HE40 MCS7x1 / RU 26-0 / SISO / Core 0

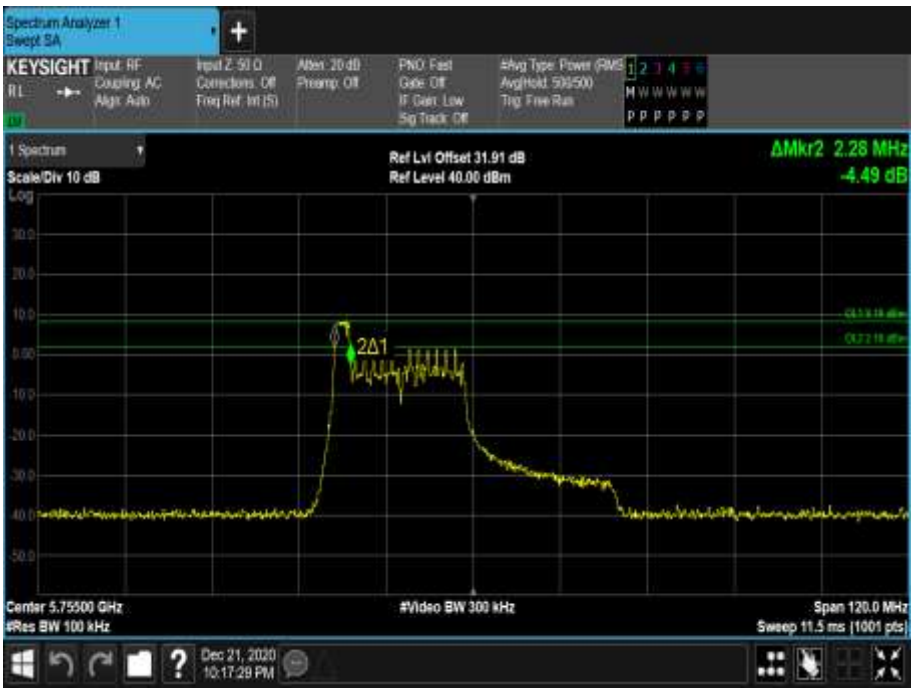

Figure 776 - 5755 MHz - 6 dB DTS Bandwidth

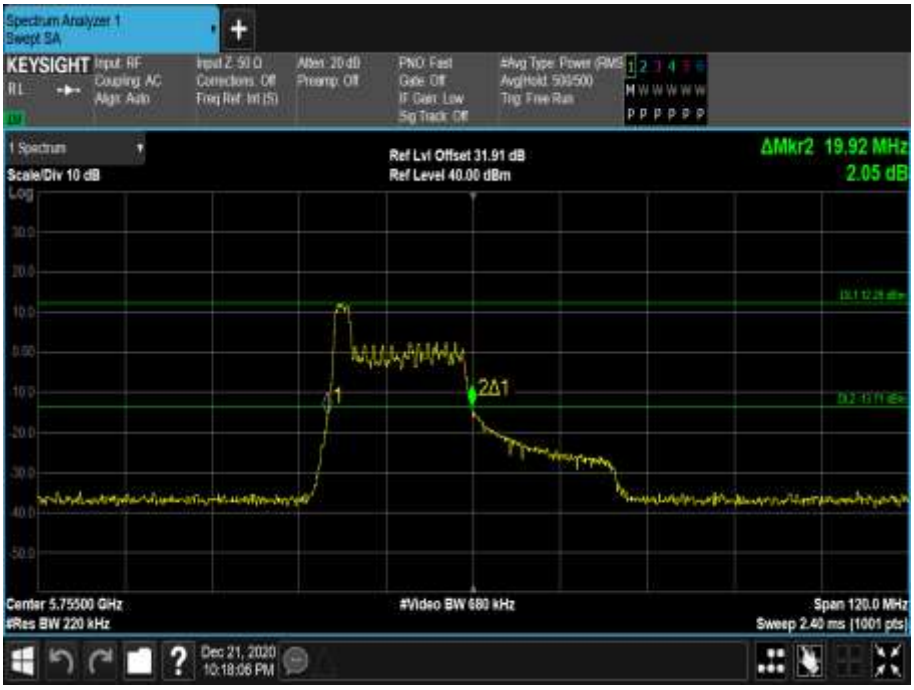

Figure 777 - 5755 MHz - 26 dB Emission Bandwidth

Figure 778 - 5755 MHz - 99% Occupied Bandwidth

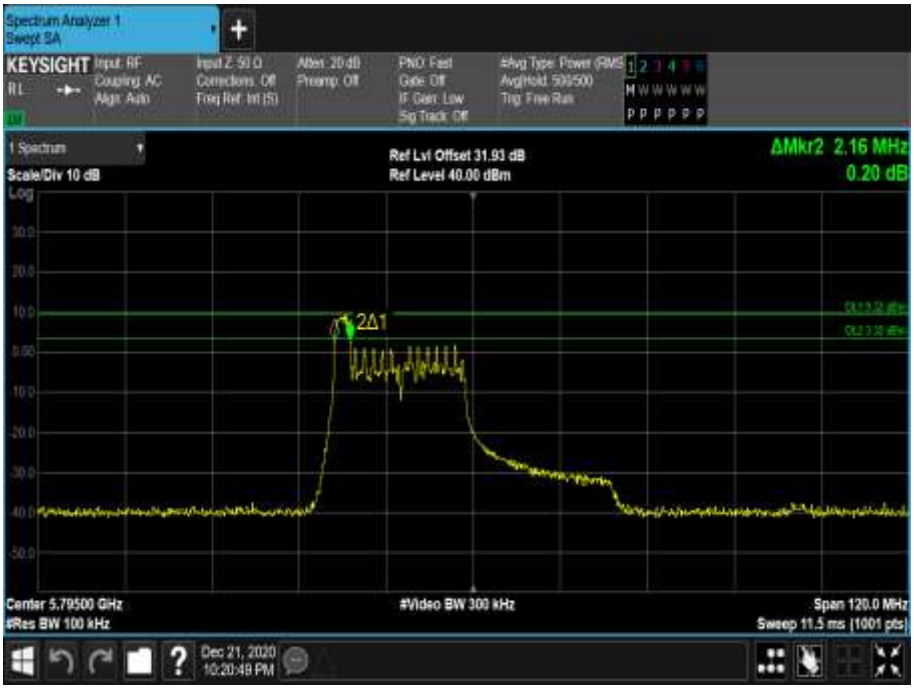

Figure 779 - 5795 MHz - 6 dB DTS Bandwidth

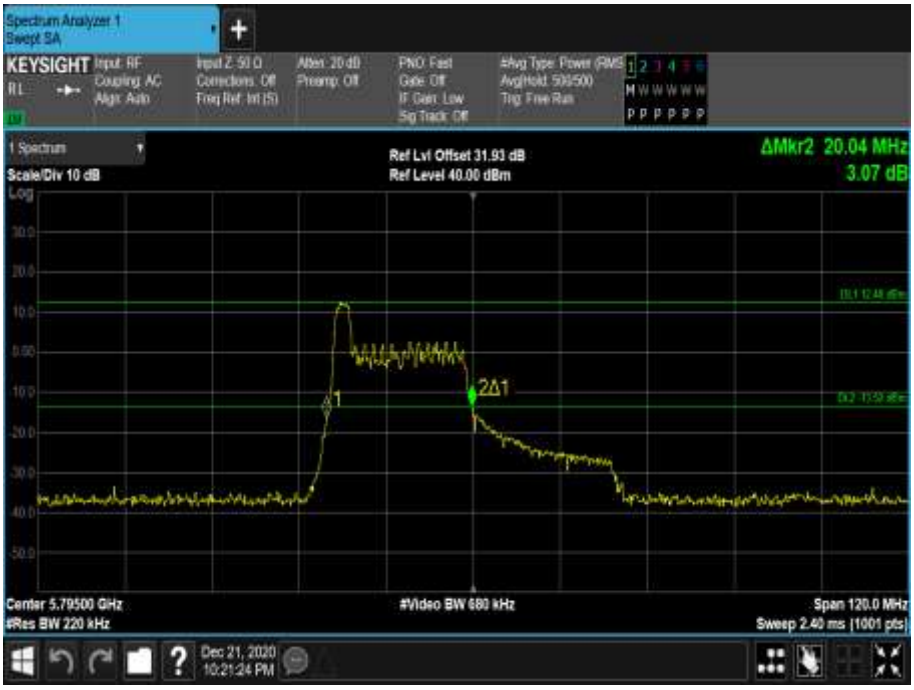

Figure 780 - 5795 MHz - 26 dB Emission Bandwidth

Figure 781 - 5795 MHz - 99% Occupied Bandwidth

Channel	Bottom	Top
Frequency (MHz)	5755	5795
6 dB Bandwidth (MHz)	2.280	2.280
26 dB Bandwidth (MHz)	19.440	20.280
99% Bandwidth (MHz)	18.676	18.595

Table 607 - 802.11ax / HE40 MCS7x1 / RU 26-17 / SISO / Core 0

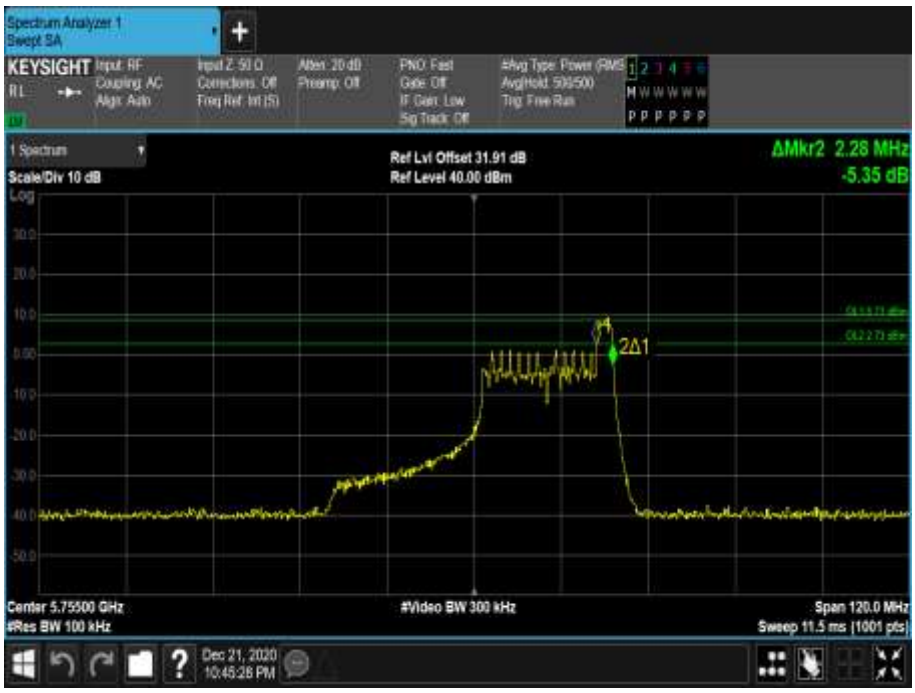

Figure 782 - 5755 MHz - 6 dB DTS Bandwidth

Figure 783 - 5755 MHz - 26 dB Emission Bandwidth

Figure 784 - 5755 MHz - 99% Occupied Bandwidth

Figure 785 - 5795 MHz - 6 dB DTS Bandwidth

Figure 786 - 5795 MHz - 26 dB Emission Bandwidth

Figure 787 - 5795 MHz - 99% Occupied Bandwidth

Channel	Straddle	Bottom	Top
Frequency (MHz)	5710	5755	5795
6 dB Bandwidth (MHz)	4.080	38.160	38.160
26 dB Bandwidth (MHz)	5.760	55.080	49.200
99% Bandwidth (MHz)	37.722	37.897	37.863

Table 608 - 802.11ax / HE40 MCS7x1 / SU / MIMO CDD / Cores 0+1

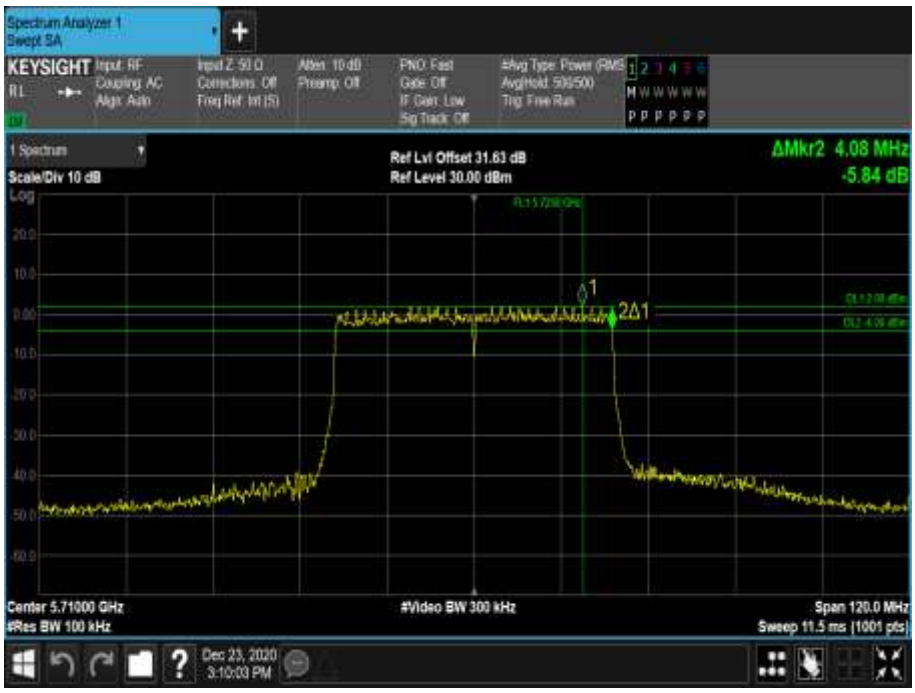

Figure 788 - 5710 MHz - 6 dB DTS Bandwidth

Figure 789 - 5710 MHz - 26 dB Emission Bandwidth

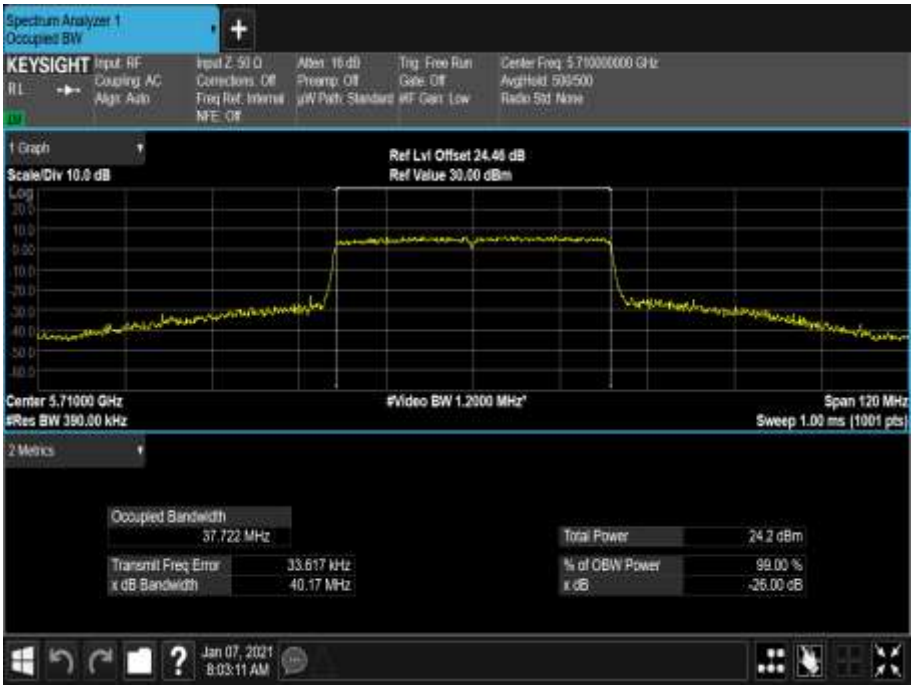

Figure 790 - 5710 MHz - 99% Occupied Bandwidth

Figure 791 - 5755 MHz - 6 dB DTS Bandwidth

Figure 792 - 5755 MHz - 26 dB Emission Bandwidth

Figure 793 - 5755 MHz - 99% Occupied Bandwidth

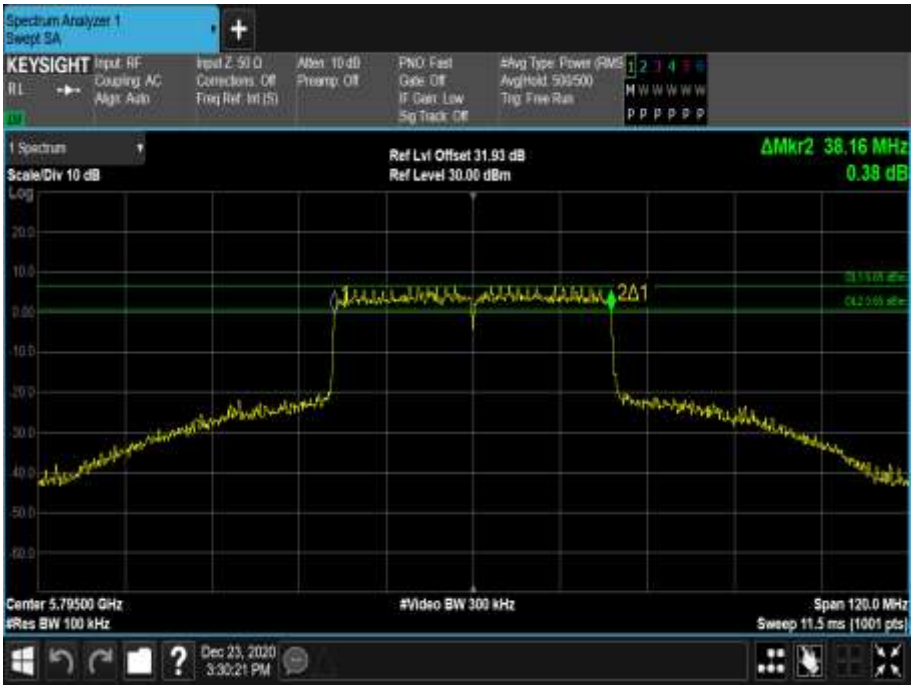

Figure 794 - 5795 MHz - 6 dB DTS Bandwidth

Figure 795 - 5795 MHz - 26 dB Emission Bandwidth

Figure 796 - 5795 MHz - 99% Occupied Bandwidth

Channel	Bottom	Top
Frequency (MHz)	5755	5795
6 dB Bandwidth (MHz)	2.280	2.160
26 dB Bandwidth (MHz)	19.680	19.920
99% Bandwidth (MHz)	18.324	18.522

Table 609 - 802.11ax / HE40 MCS7x1 / RU 26-0 / MIMO CDD / Cores 0+1

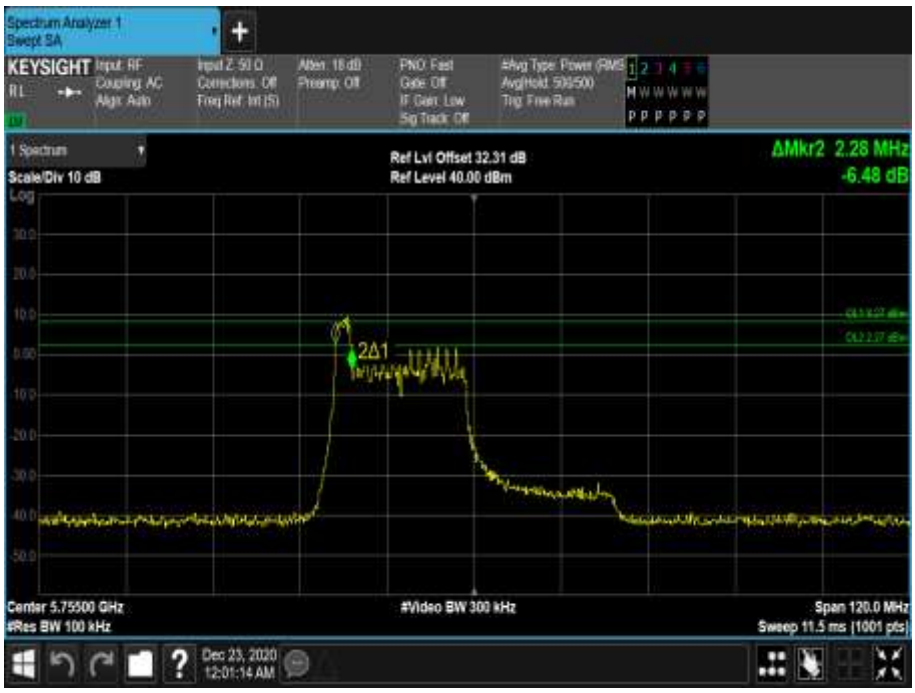

Figure 797 - 5755 MHz - 6 dB DTS Bandwidth

Figure 798 - 5755 MHz - 26 dB Emission Bandwidth

Figure 799 - 5755 MHz - 99% Occupied Bandwidth

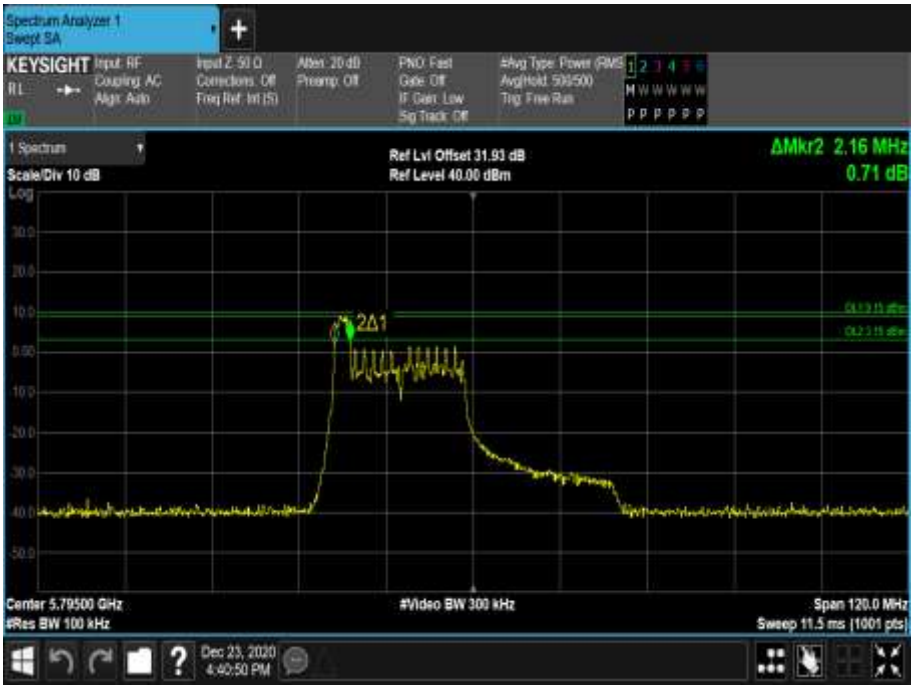

Figure 800 - 5795 MHz - 6 dB DTS Bandwidth

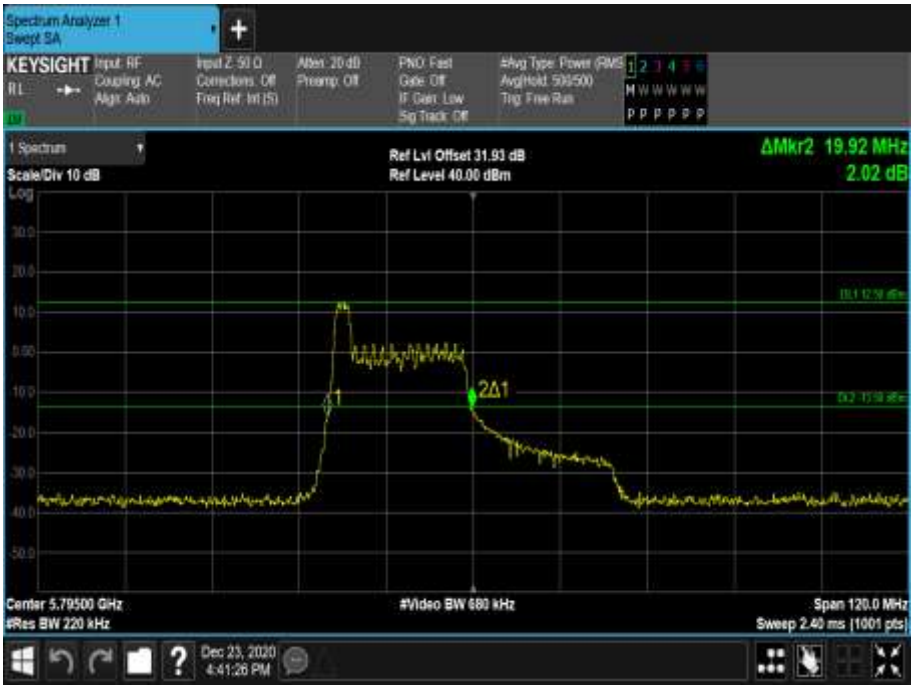

Figure 801 - 5795 MHz - 26 dB Emission Bandwidth

Figure 802 - 5795 MHz - 99% Occupied Bandwidth

Channel	Bottom	Top
Frequency (MHz)	5755	5795
6 dB Bandwidth (MHz)	2.280	2.280
26 dB Bandwidth (MHz)	19.440	20.040
99% Bandwidth (MHz)	18.576	18.648

Table 610 - 802.11ax / HE40 MCS7x1 / RU 26-17 / MIMO CDD / Cores 0+1

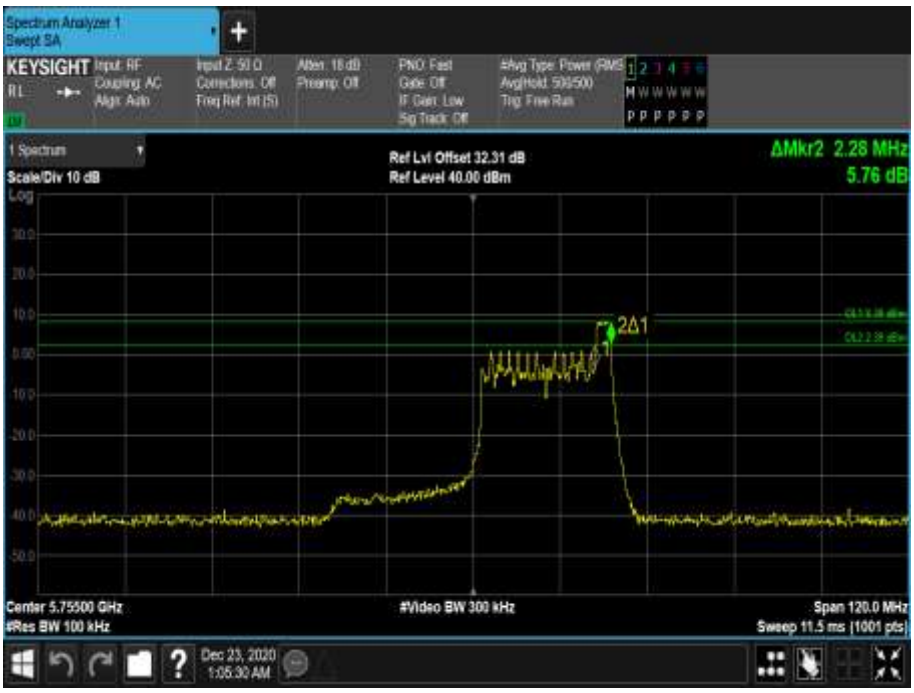

Figure 803 - 5755 MHz - 6 dB DTS Bandwidth

Figure 804 - 5755 MHz - 26 dB Emission Bandwidth

Figure 805 - 5755 MHz - 99% Occupied Bandwidth

Figure 806 - 5795 MHz - 6 dB DTS Bandwidth

Figure 807 - 5795 MHz - 26 dB Emission Bandwidth

Figure 808 - 5795 MHz - 99% Occupied Bandwidth

Channel	Straddle	Bottom	Top
Frequency (MHz)	5710	5755	5795
6 dB Bandwidth (MHz)	4.080	38.160	38.160
26 dB Bandwidth (MHz)	15.480	53.040	60.840
99% Bandwidth (MHz)	37.890	37.931	37.981

Table 611 - 802.11ax / HE40 MCS7x2 / SU / MIMO SDM / Cores 0+1

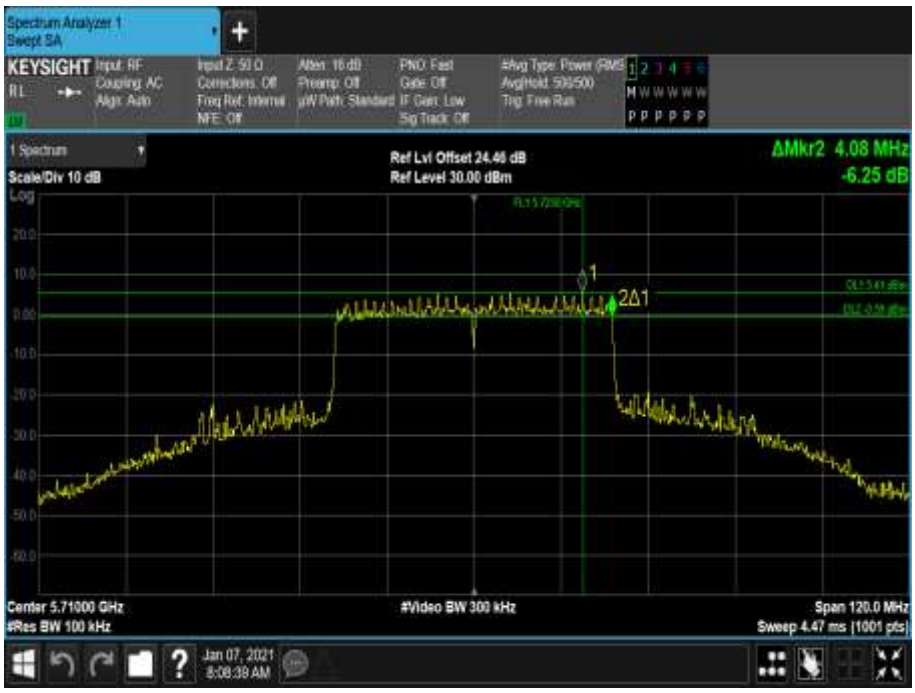

Figure 809 - 5710 MHz - 6 dB DTS Bandwidth

Figure 810 - 5710 MHz - 26 dB Emission Bandwidth

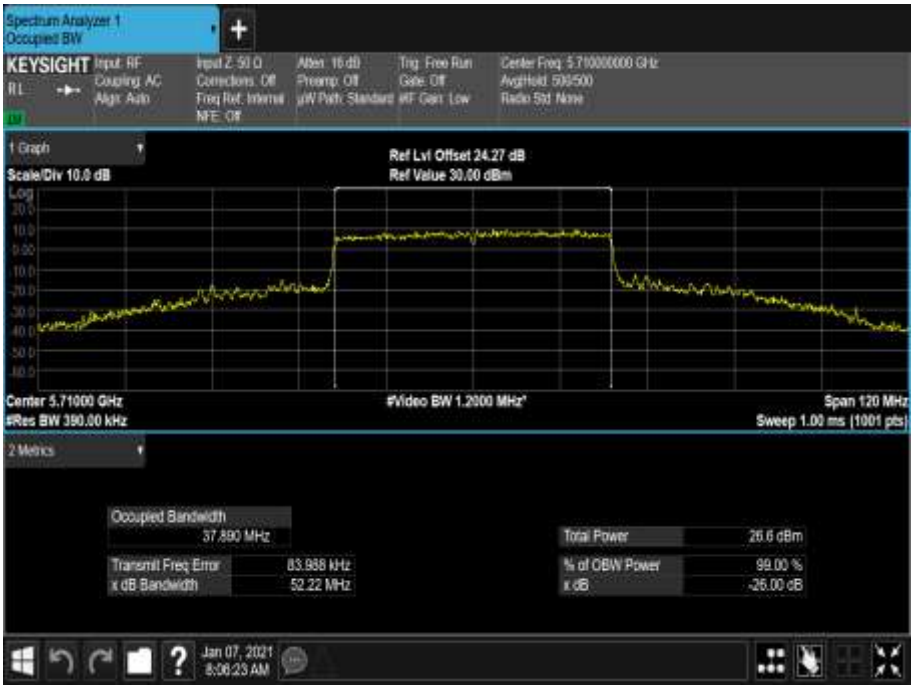

Figure 811 - 5710 MHz - 99% Occupied Bandwidth

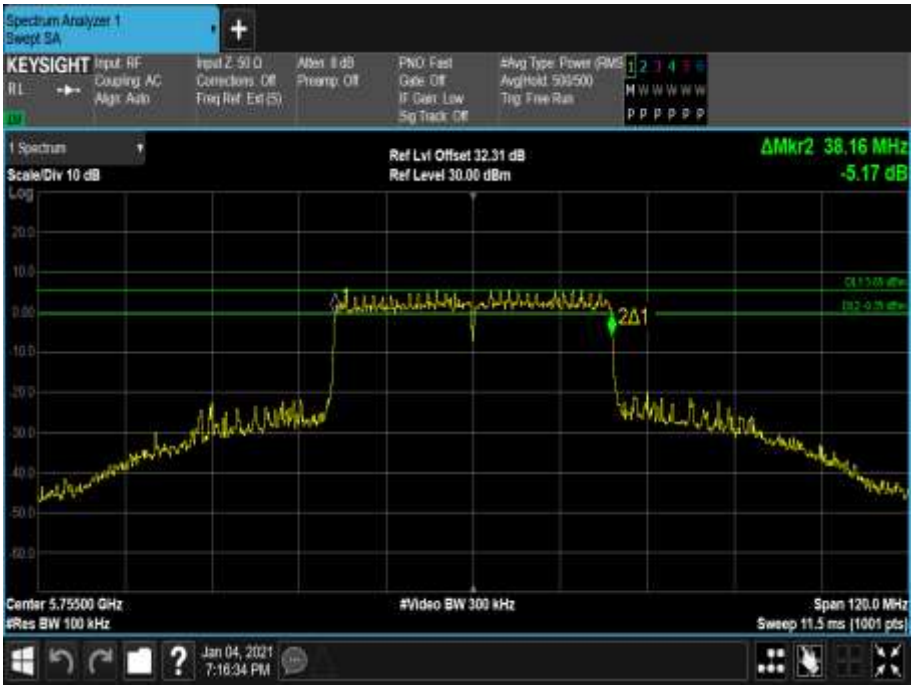

Figure 812 - 5755 MHz - 6 dB DTS Bandwidth

Figure 813 - 5755 MHz - 26 dB Emission Bandwidth

Figure 814 - 5755 MHz - 99% Occupied Bandwidth

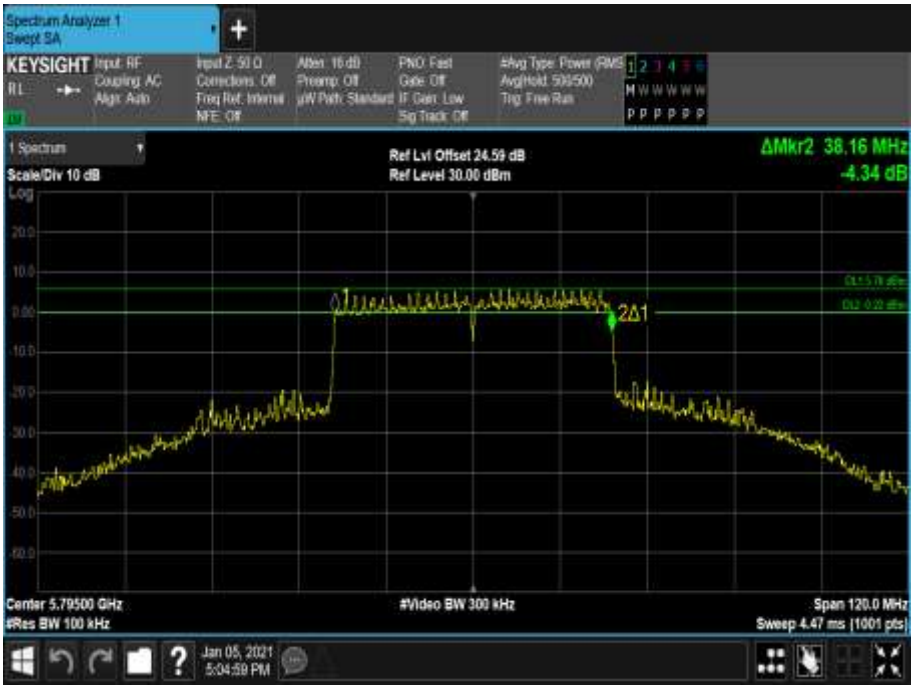

Figure 815 - 5795 MHz - 6 dB DTS Bandwidth

Figure 816 - 5795 MHz - 26 dB Emission Bandwidth

Figure 817 - 5795 MHz - 99% Occupied Bandwidth

Channel	Bottom	Top
Frequency (MHz)	5755	5795
6 dB Bandwidth (MHz)	2.160	2.280
26 dB Bandwidth (MHz)	19.680	19.920
99% Bandwidth (MHz)	18.464	18.765

Table 612 - 802.11ax / HE40 MCS7x2 / RU 26-0 / MIMO SDM / Cores 0+1

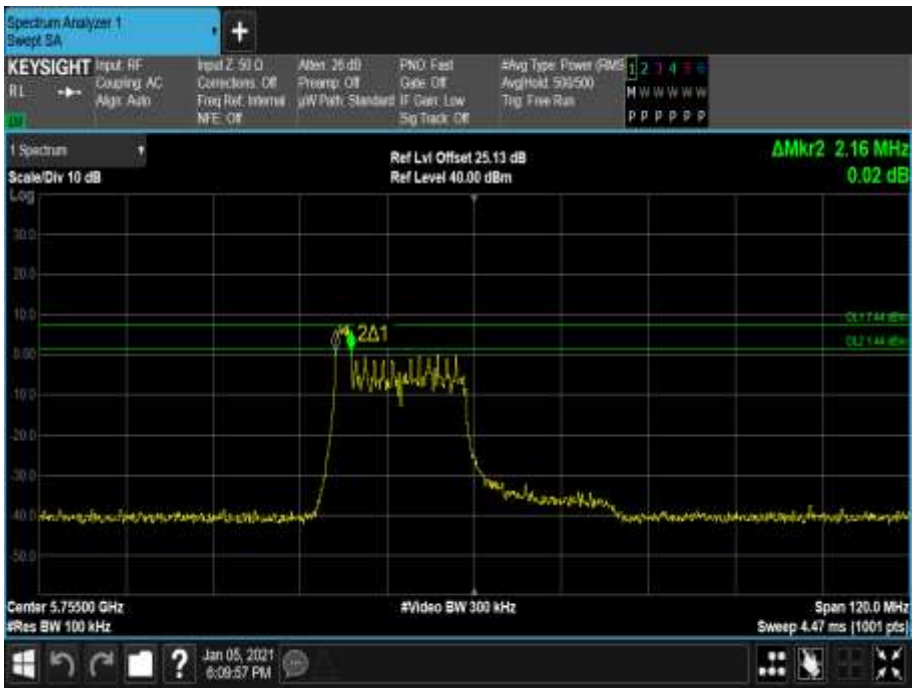

Figure 818 - 5755 MHz - 6 dB DTS Bandwidth

Figure 819 - 5755 MHz - 26 dB Emission Bandwidth

Figure 820 - 5755 MHz - 99% Occupied Bandwidth

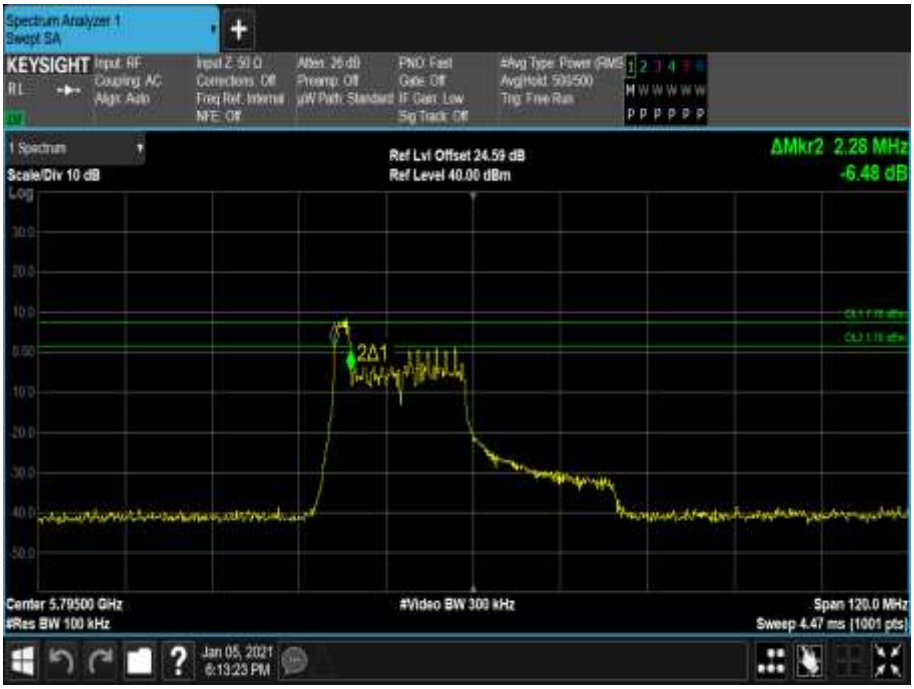

Figure 821 - 5795 MHz - 6 dB DTS Bandwidth

Figure 822 - 5795 MHz - 26 dB Emission Bandwidth

Figure 823 - 5795 MHz - 99% Occupied Bandwidth

Channel	Bottom	Top
Frequency (MHz)	5755	5795
6 dB Bandwidth (MHz)	2.280	2.280
26 dB Bandwidth (MHz)	20.160	19.440
99% Bandwidth (MHz)	18.564	18.393

Table 613 - 802.11ax / HE40 MCS7x2 / RU 26-17 / MIMO SDM / Cores 0+1

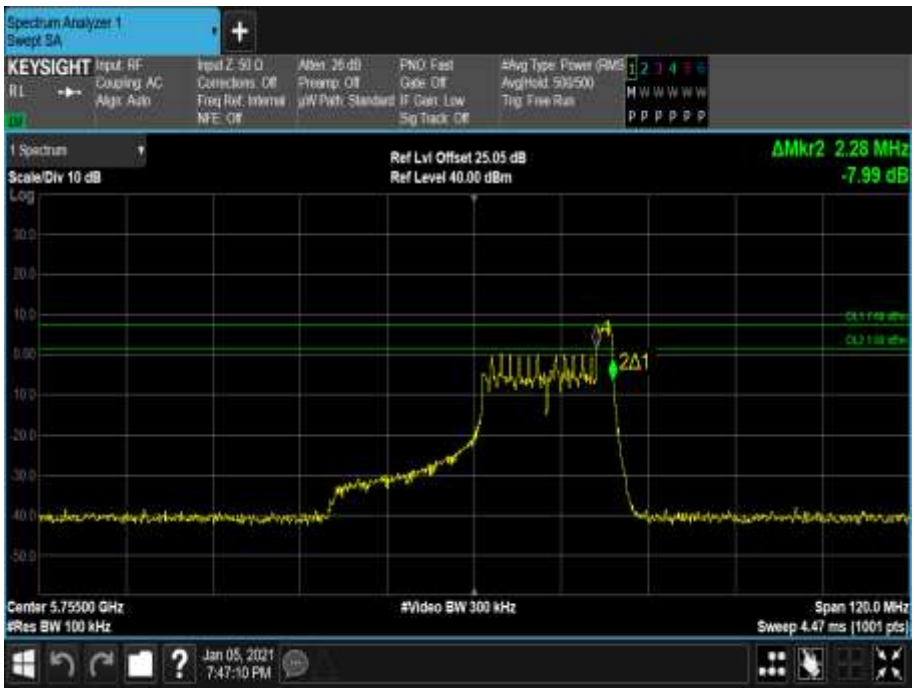

Figure 824 - 5755 MHz - 6 dB DTS Bandwidth

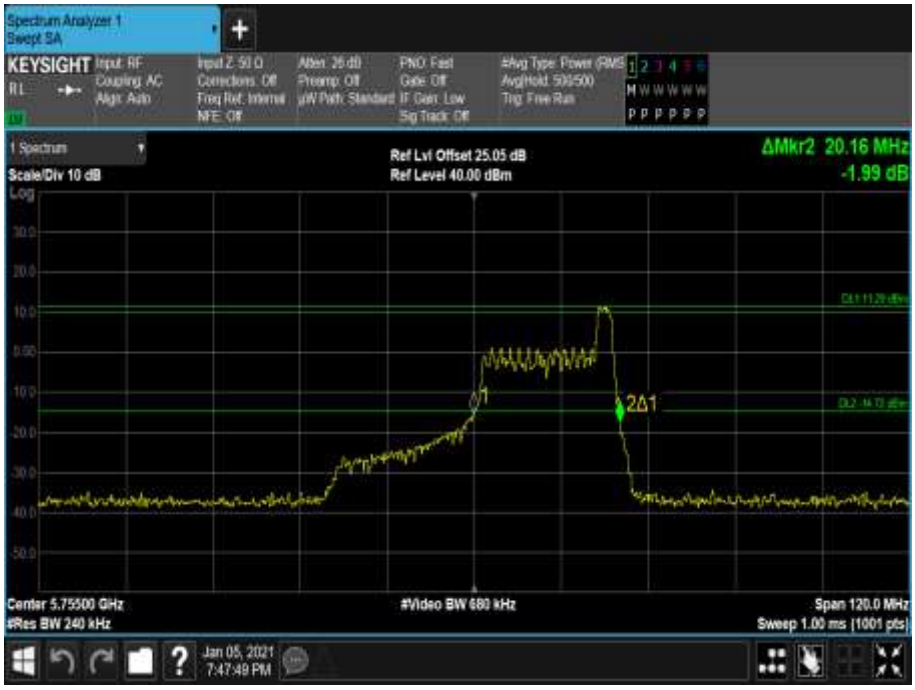

Figure 825 - 5755 MHz - 26 dB Emission Bandwidth

Figure 826 - 5755 MHz - 99% Occupied Bandwidth

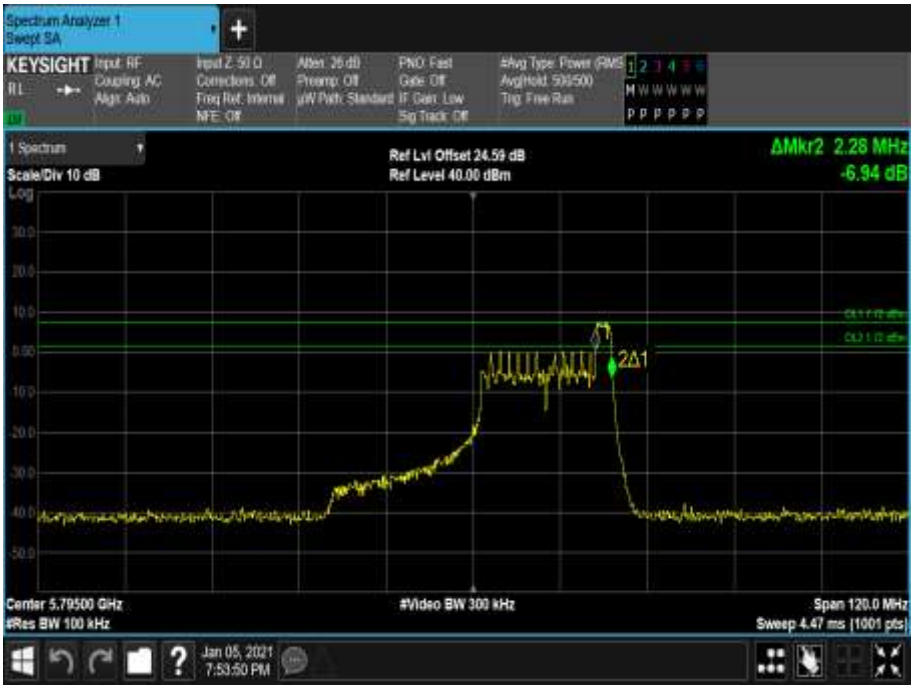

Figure 827 - 5795 MHz - 6 dB DTS Bandwidth

Figure 828 - 5795 MHz - 26 dB Emission Bandwidth

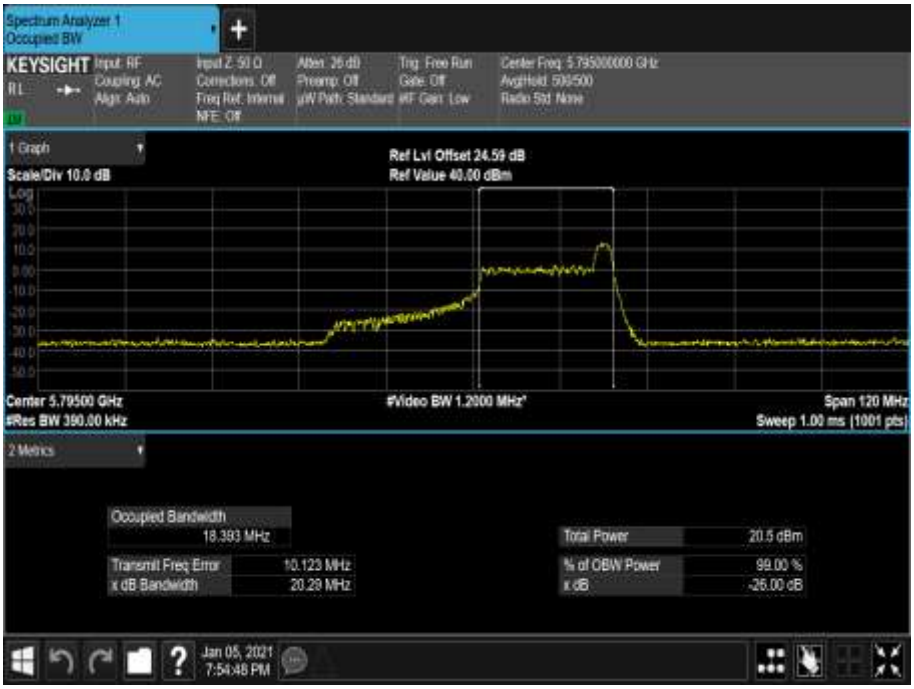

Figure 829 - 5795 MHz - 99% Occupied Bandwidth

Channel	Straddle	Middle
Frequency (MHz)	5690	5775
6 dB Bandwidth (MHz)	3.400	76.320
26 dB Bandwidth (MHz)	7.480	83.520
99% Bandwidth (MHz)	76.301	76.278

Table 614 - 802.11ac / VHT80 MCS7x1 / SISO / Core 0

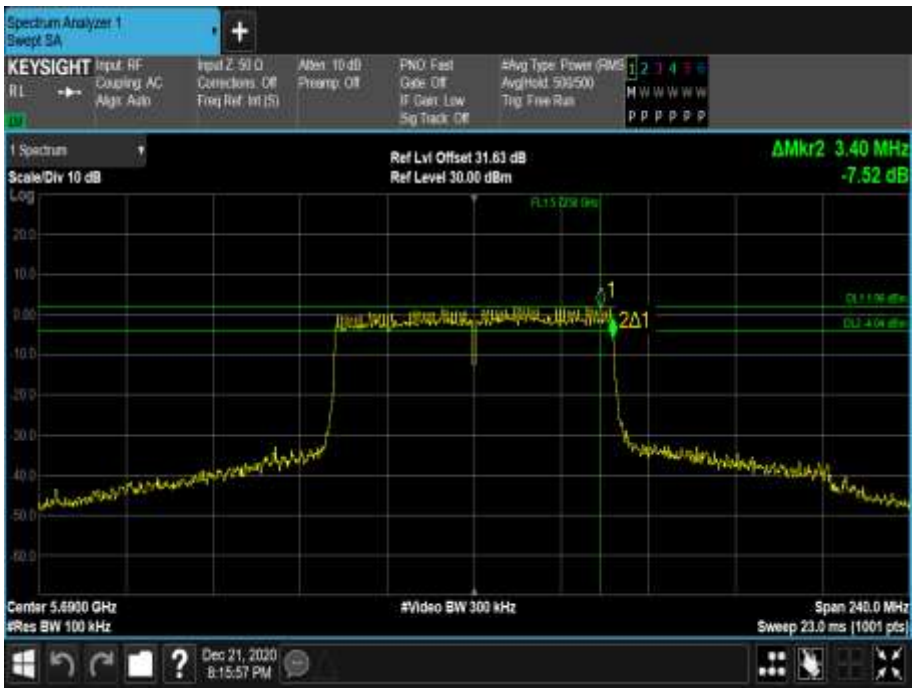

Figure 830 - 5690 MHz - 6 dB DTS Bandwidth

Figure 831 - 5690 MHz - 26 dB Emission Bandwidth

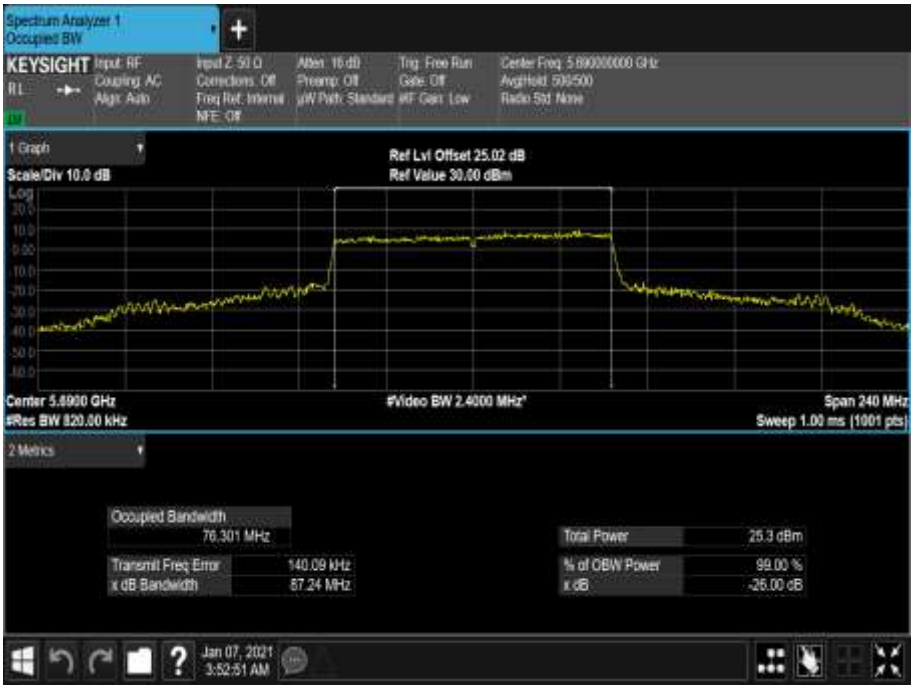

Figure 832 - 5690 MHz - 99% Occupied Bandwidth

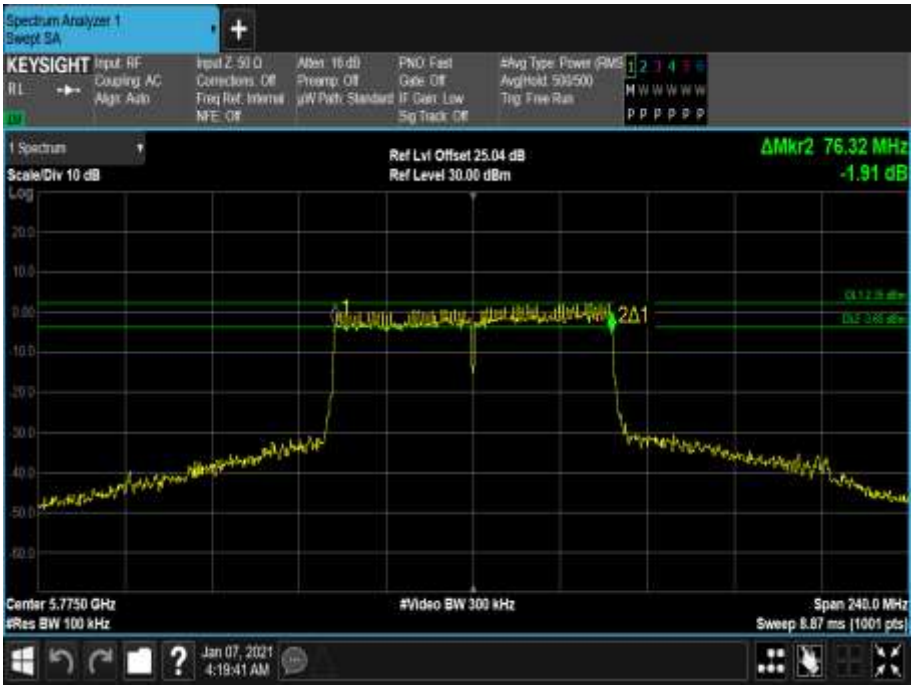

Figure 833 - 5775 MHz - 6 dB DTS Bandwidth

Figure 834 - 5775 MHz - 26 dB Emission Bandwidth

Figure 835 - 5775 MHz - 99% Occupied Bandwidth

Channel	Straddle	Middle
Frequency (MHz)	5690	5775
6 dB Bandwidth (MHz)	3.400	76.560
26 dB Bandwidth (MHz)	7.240	87.840
99% Bandwidth (MHz)	76.265	76.345

Table 615 - 802.11ac / VHT80 MCS7x1 / MIMO CDD / Cores 0+1

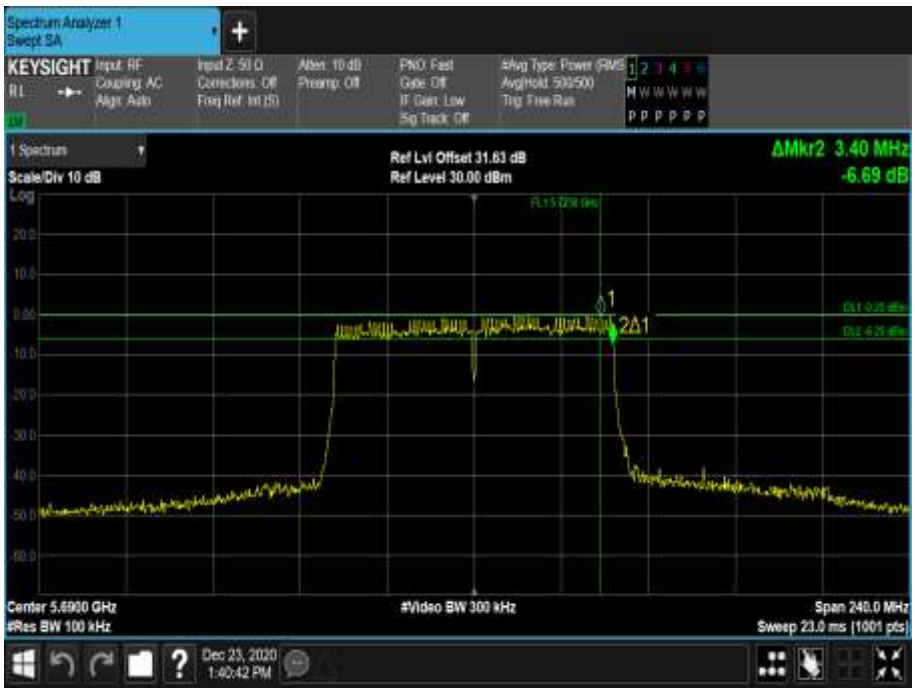

Figure 836 - 5690 MHz - 6 dB DTS Bandwidth

Figure 837 - 5690 MHz - 26 dB Emission Bandwidth

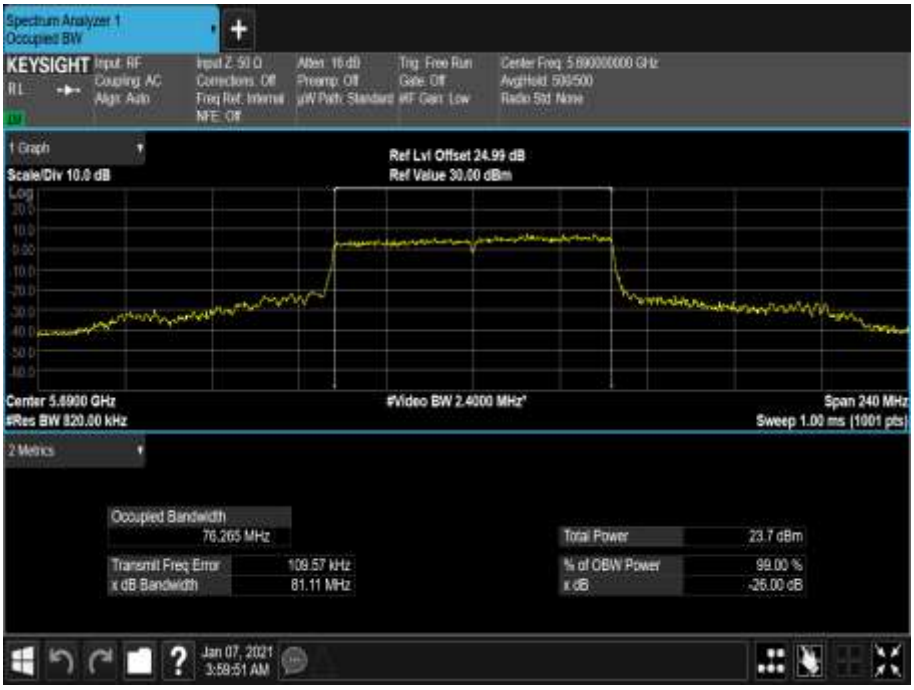

Figure 838 - 5690 MHz - 99% Occupied Bandwidth

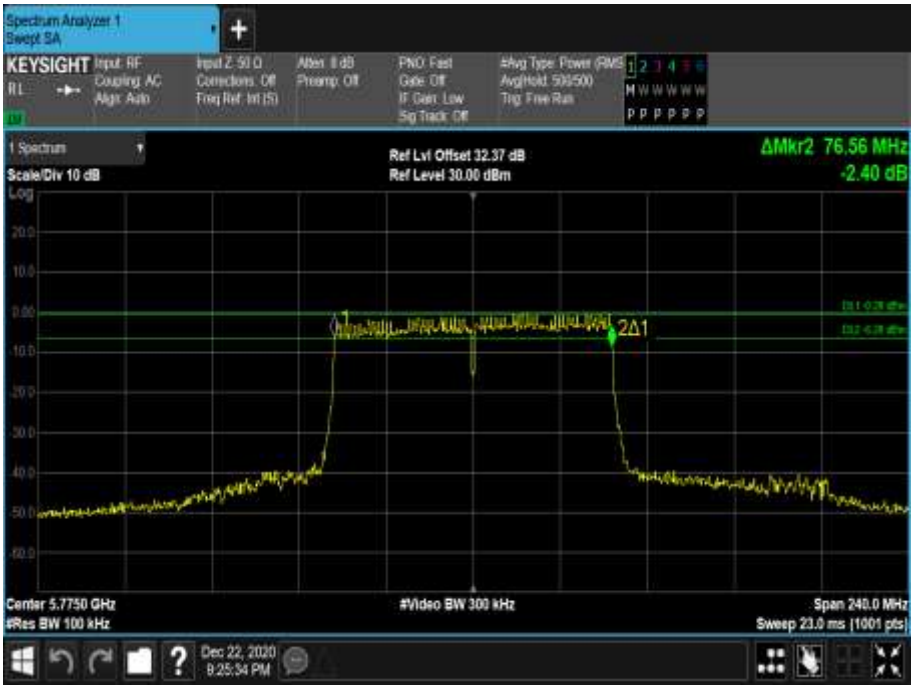

Figure 839 - 5775 MHz - 6 dB DTS Bandwidth

Figure 840 - 5775 MHz - 26 dB Emission Bandwidth

Figure 841 - 5775 MHz - 99% Occupied Bandwidth

Channel	Straddle	Middle
Frequency (MHz)	5690	5775
6 dB Bandwidth (MHz)	3.400	76.080
26 dB Bandwidth (MHz)	16.120	82.320
99% Bandwidth (MHz)	76.274	76.229

Table 616 - 802.11ac / VHT80 MCS7x2 / MIMO SDM / Cores 0+1

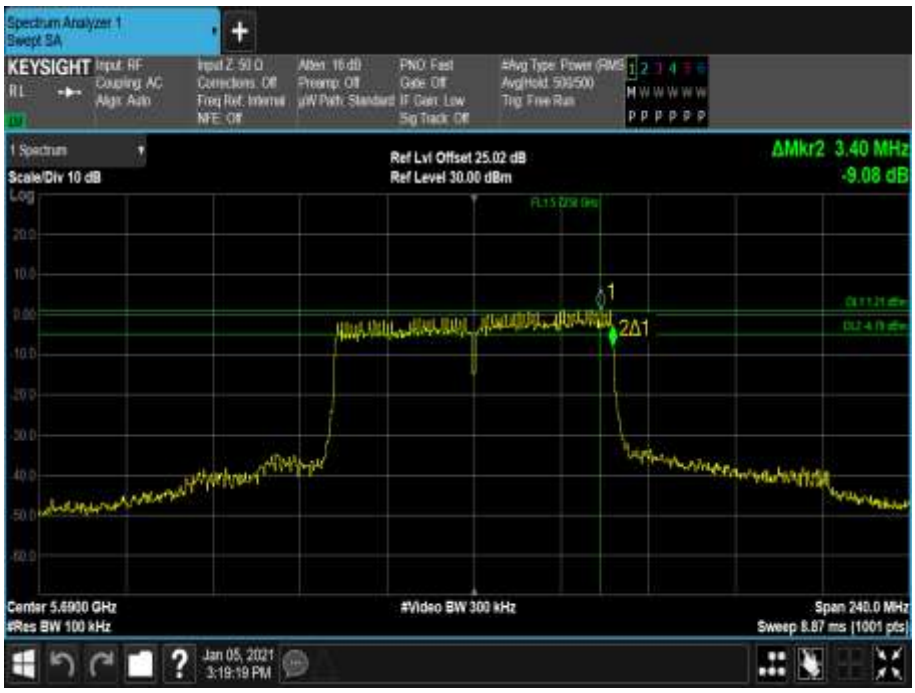

Figure 842 - 5690 MHz - 6 dB DTS Bandwidth

Figure 843 - 5690 MHz - 26 dB Emission Bandwidth

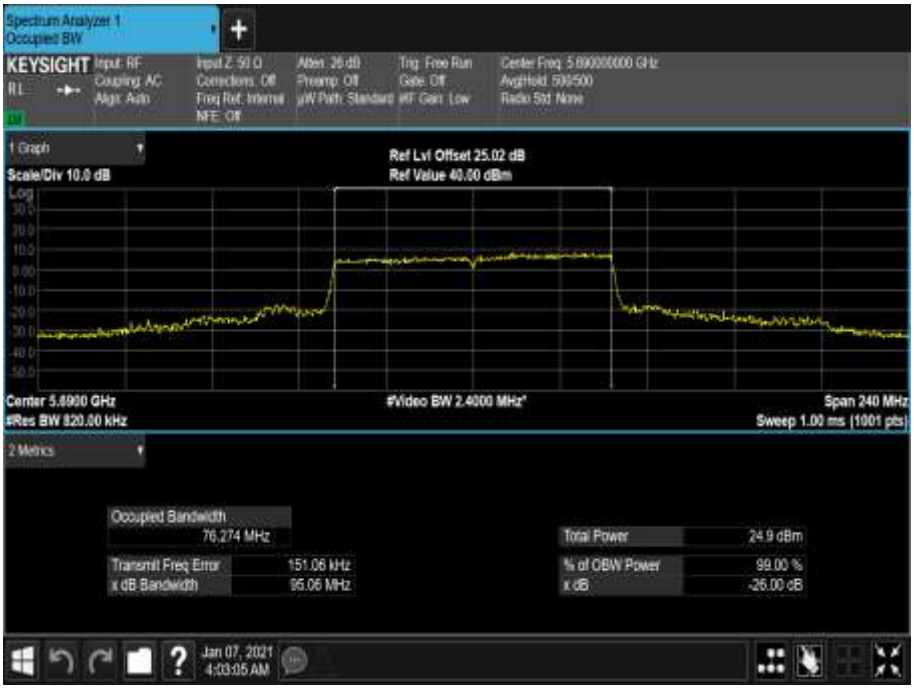

Figure 844 - 5690 MHz - 99% Occupied Bandwidth

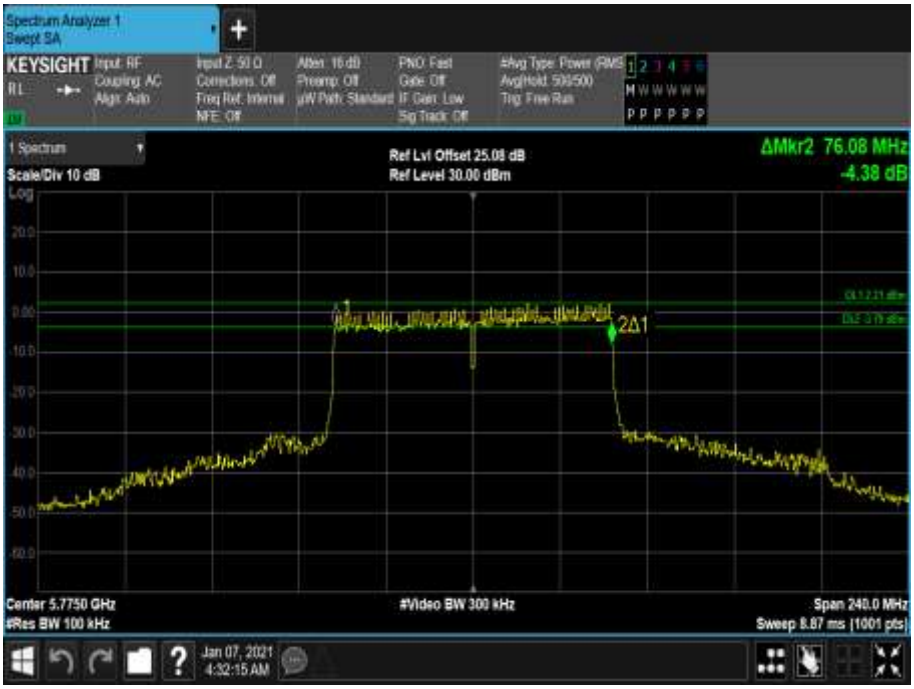

Figure 845 - 5775 MHz - 6 dB DTS Bandwidth

Figure 846 - 5775 MHz - 26 dB Emission Bandwidth

Figure 847 - 5775 MHz - 99% Occupied Bandwidth

Channel	Straddle	Middle
Frequency (MHz)	5690	5775
6 dB Bandwidth (MHz)	3.400	76.080
26 dB Bandwidth (MHz)	7.000	86.640
99% Bandwidth (MHz)	76.081	76.094

Table 617 - 802.11ac / VHT80 MCS7x1 / MIMO TxBF / Cores 0+1

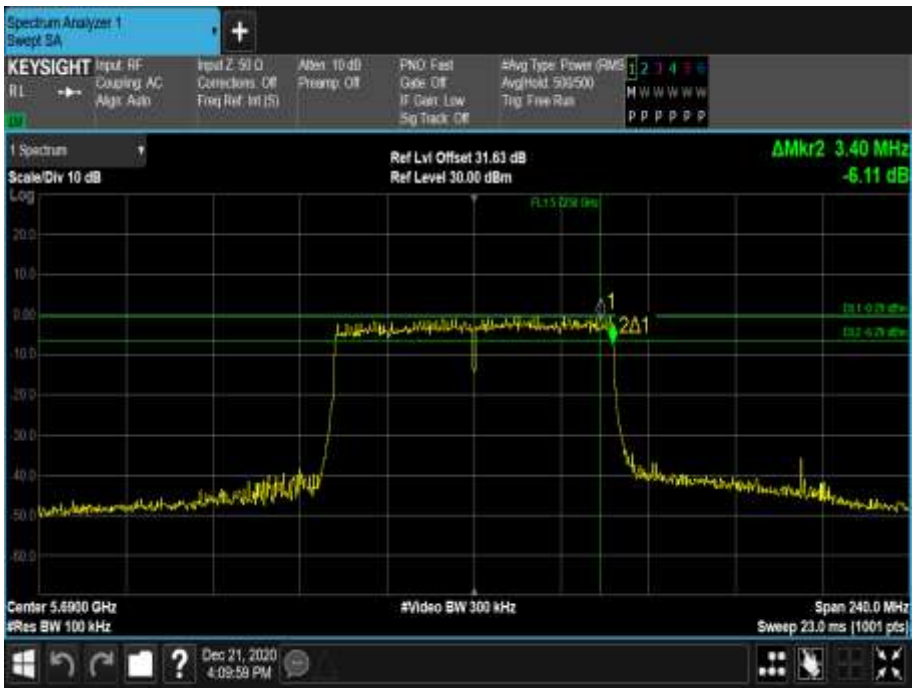

Figure 848 - 5690 MHz - 6 dB DTS Bandwidth

Figure 849 - 5690 MHz - 26 dB Emission Bandwidth

Figure 850 - 5690 MHz - 99% Occupied Bandwidth

Figure 851 - 5775 MHz - 6 dB DTS Bandwidth

Figure 852 - 5775 MHz - 26 dB Emission Bandwidth

Figure 853 - 5775 MHz - 99% Occupied Bandwidth

Channel	Straddle	Middle
Frequency (MHz)	5690	5775
6 dB Bandwidth (MHz)	4.360	77.520
26 dB Bandwidth (MHz)	16.600	88.320
99% Bandwidth (MHz)	77.644	77.462

Table 618 - 802.11ax / HE80 MCS7x1 / SU / SISO / Core 0

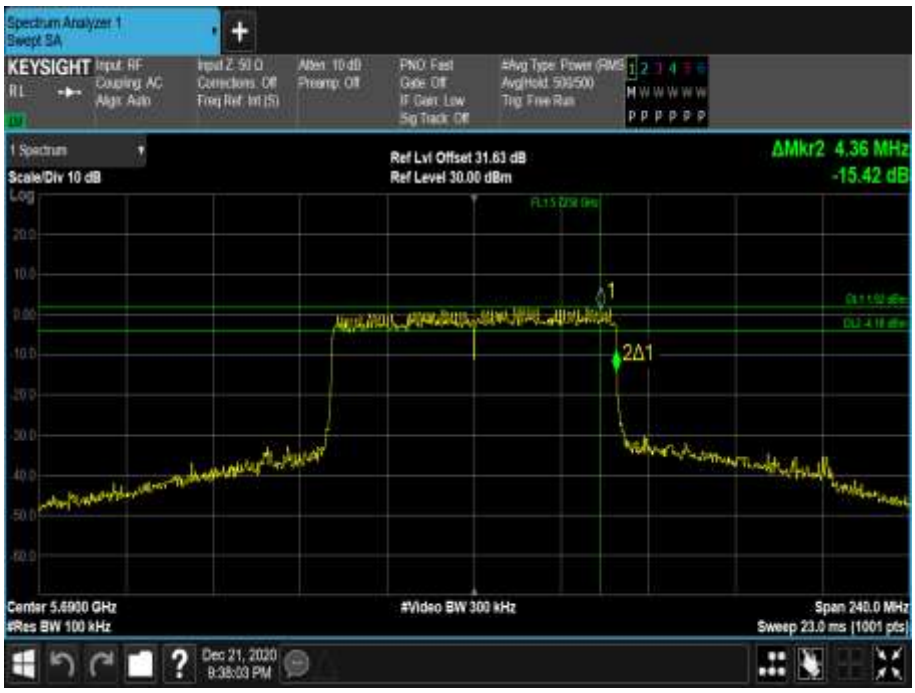

Figure 854 - 5690 MHz - 6 dB DTS Bandwidth

Figure 855 - 5690 MHz - 26 dB Emission Bandwidth

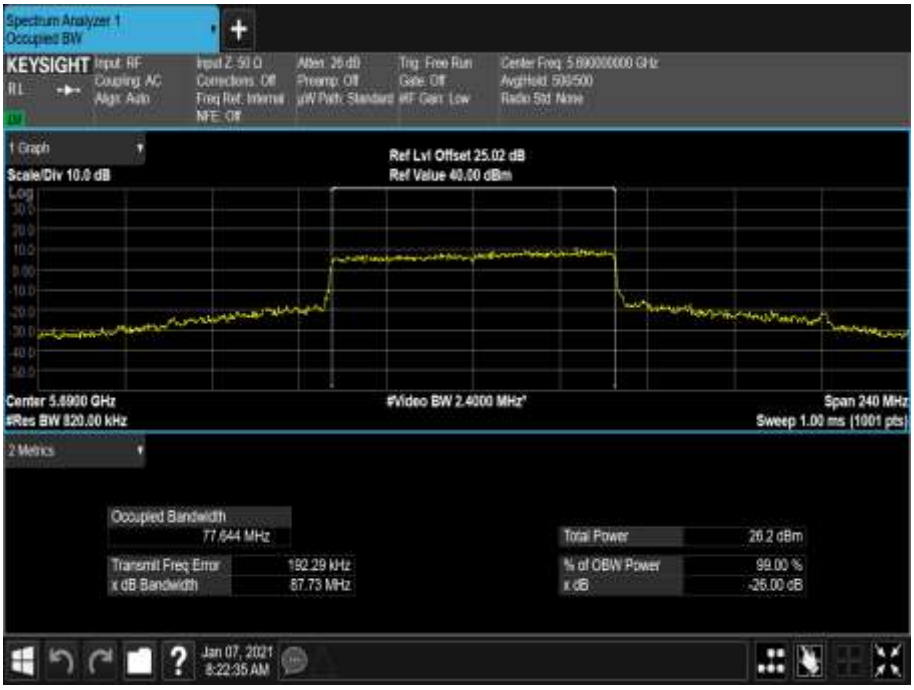

Figure 856 - 5690 MHz - 99% Occupied Bandwidth

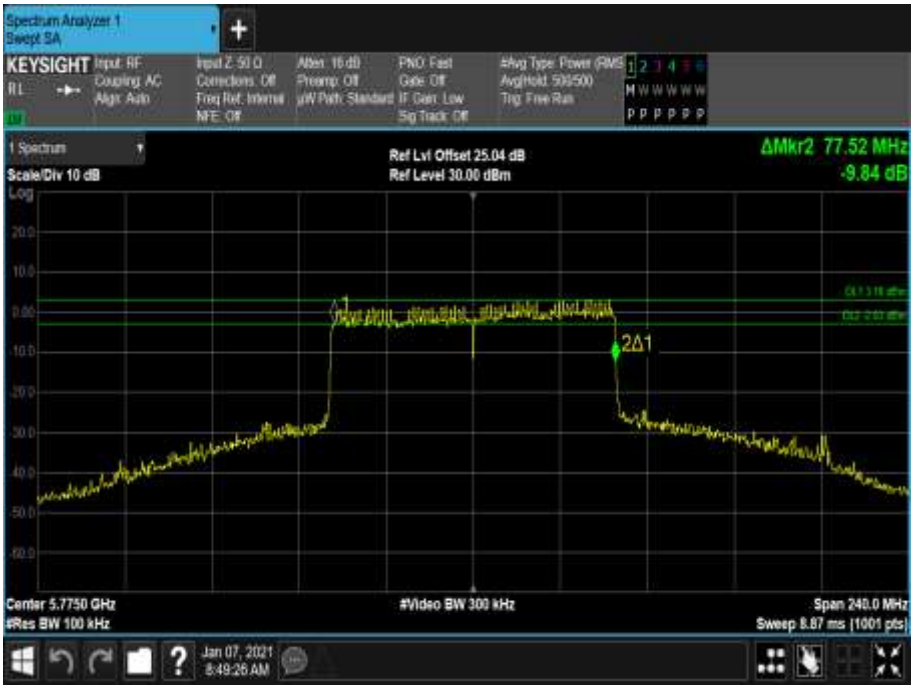

Figure 857 - 5775 MHz - 6 dB DTS Bandwidth

Figure 858 - 5775 MHz - 26 dB Emission Bandwidth

Figure 859 - 5775 MHz - 99% Occupied Bandwidth

Channel	Middle
Frequency (MHz)	5775
6 dB Bandwidth (MHz)	2.400
26 dB Bandwidth (MHz)	19.680
99% Bandwidth (MHz)	18.876

Table 619 - 802.11ax / HE80 MCS7x1 / RU 26-0 / SISO / Core 0

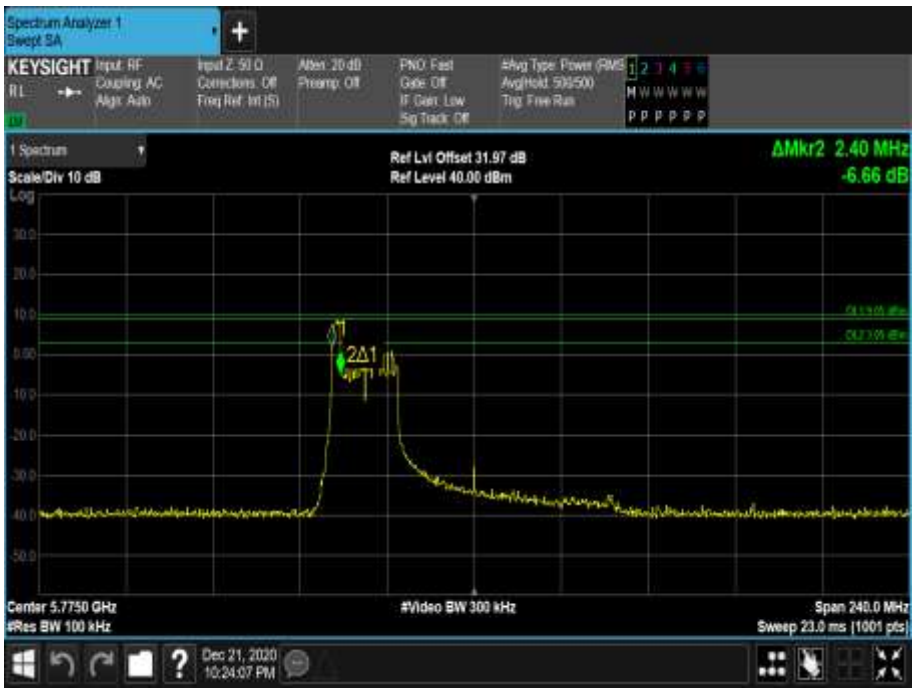

Figure 860 - 5775 MHz - 6 dB DTS Bandwidth

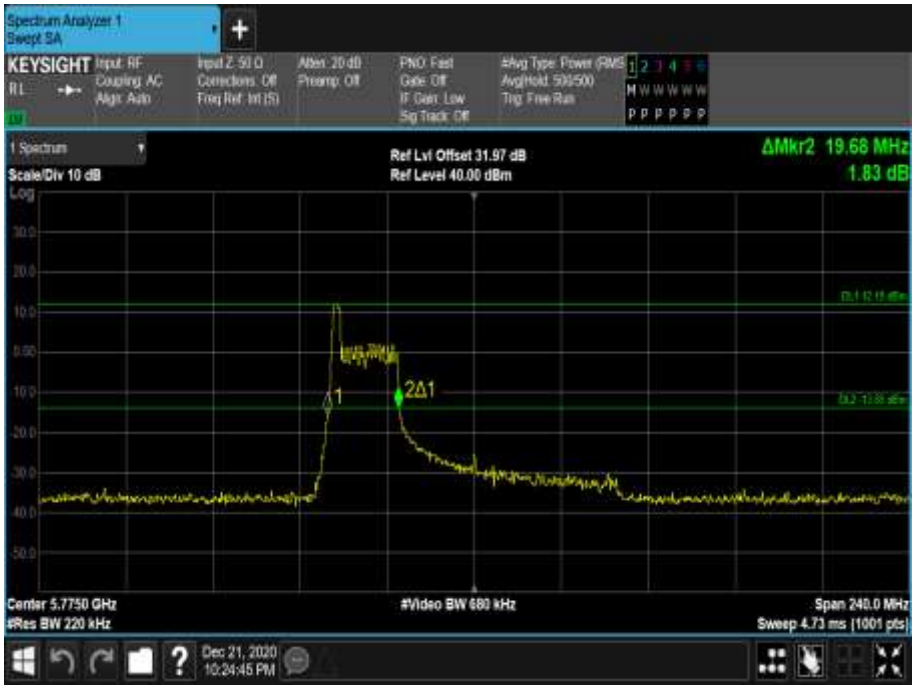

Figure 861 - 5775 MHz - 26 dB Emission Bandwidth

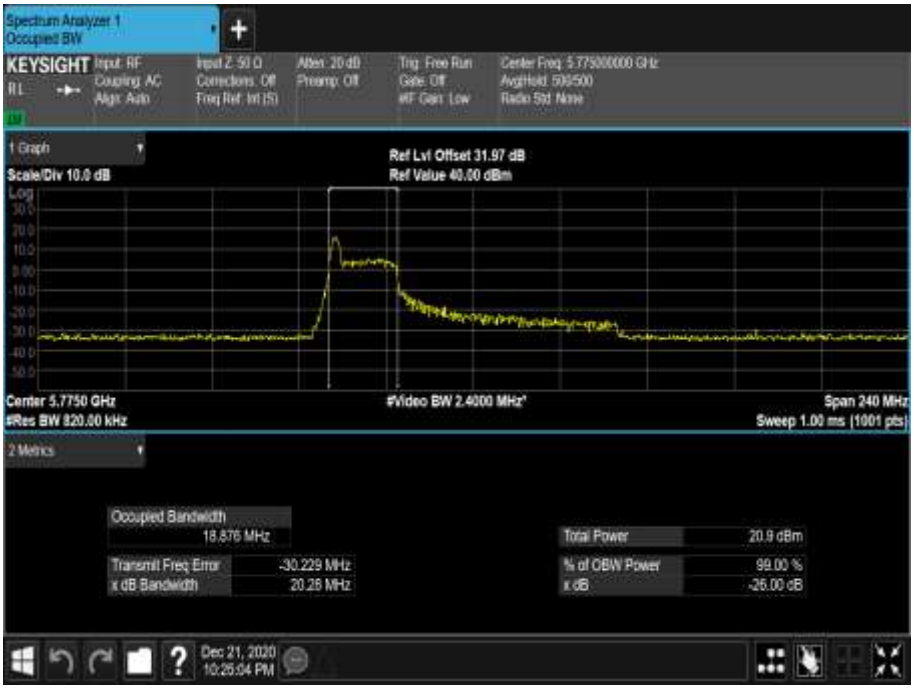

Figure 862 - 5775 MHz - 99% Occupied Bandwidth

Channel	Middle
Frequency (MHz)	5775
6 dB Bandwidth (MHz)	2.640
26 dB Bandwidth (MHz)	20.400
99% Bandwidth (MHz)	20.263

Table 620 - 802.11ax / HE80 MCS7x1 / RU 26-36 / SISO / Core 0

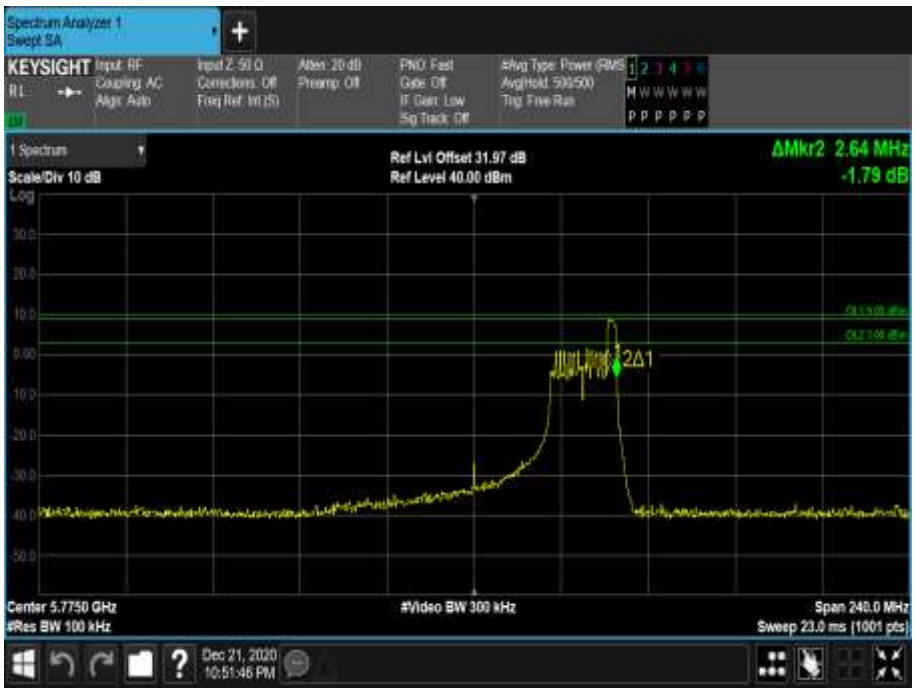

Figure 863 - 5775 MHz - 6 dB DTS Bandwidth

Figure 864 - 5775 MHz - 26 dB Emission Bandwidth

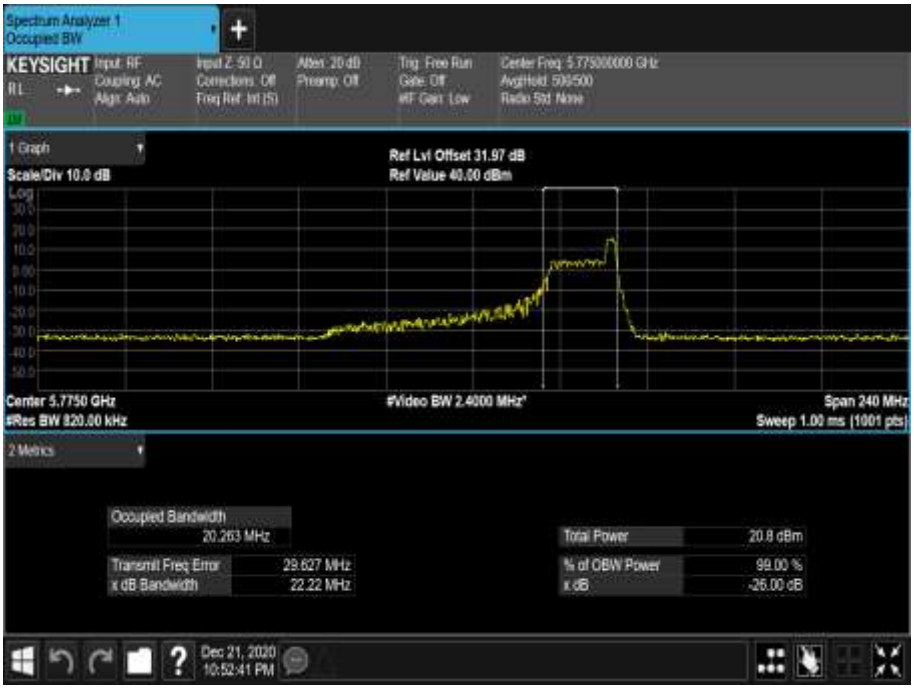

Figure 865 - 5775 MHz - 99% Occupied Bandwidth

Channel	Straddle	Middle
Frequency (MHz)	5690	5775
6 dB Bandwidth (MHz)	4.360	78.000
26 dB Bandwidth (MHz)	6.760	82.800
99% Bandwidth (MHz)	77.506	77.520

Table 621 - 802.11ax / HE80 MCS7x1 / SU / MIMO CDD / Cores 0+1

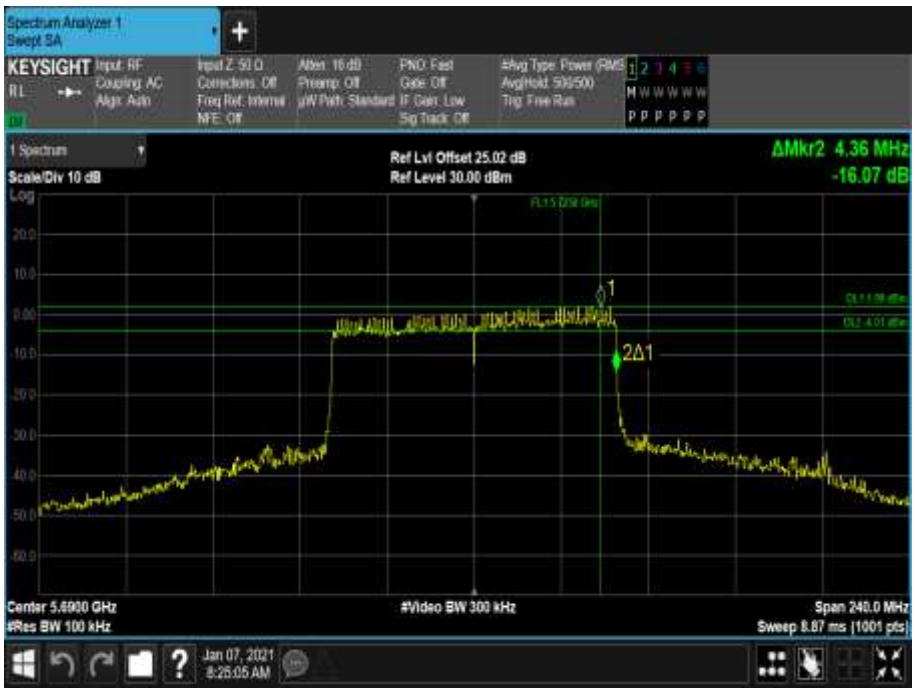

Figure 866 - 5690 MHz - 6 dB DTS Bandwidth

Figure 867 - 5690 MHz - 26 dB Emission Bandwidth

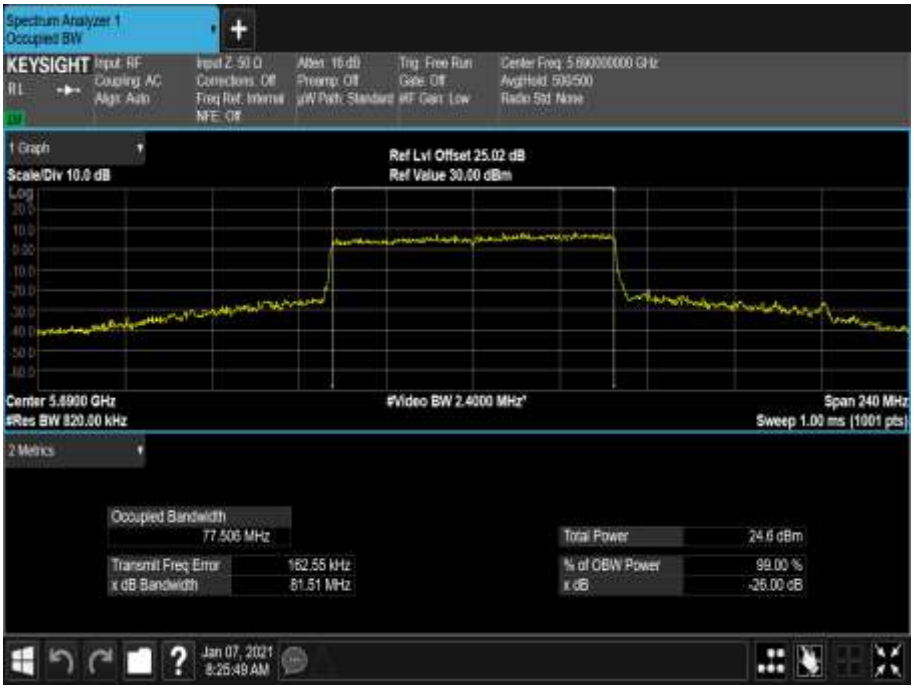

Figure 868 - 5690 MHz - 99% Occupied Bandwidth

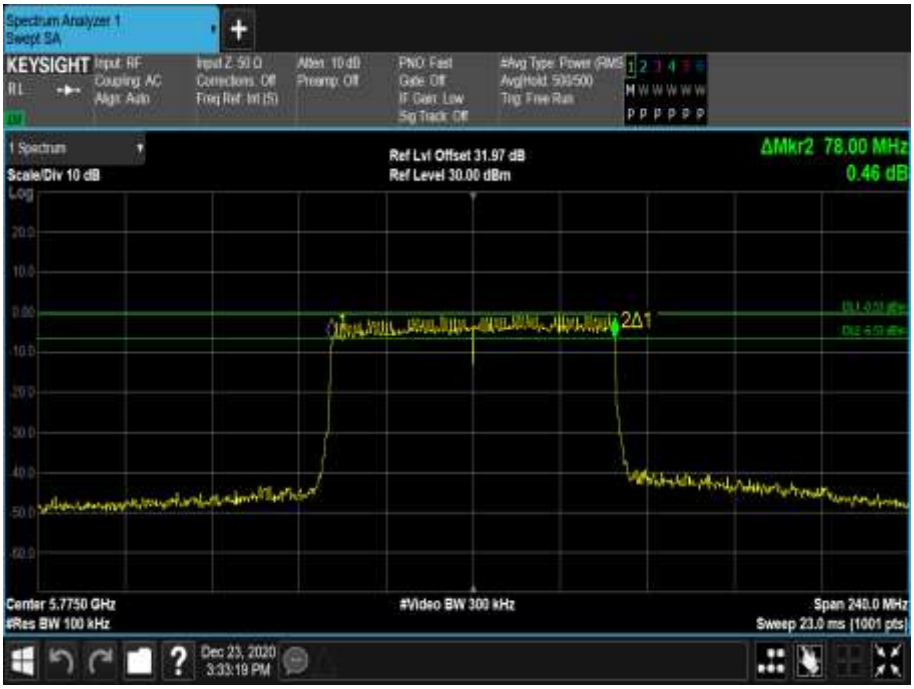

Figure 869 - 5775 MHz - 6 dB DTS Bandwidth

Figure 870 - 5775 MHz - 26 dB Emission Bandwidth

Figure 871 - 5775 MHz - 99% Occupied Bandwidth

Channel	Middle
Frequency (MHz)	5775
6 dB Bandwidth (MHz)	2.400
26 dB Bandwidth (MHz)	19.680
99% Bandwidth (MHz)	19.239

Table 622 - 802.11ax / HE80 MCS7x1 / RU 26-0 / MIMO CDD / Cores 0+1

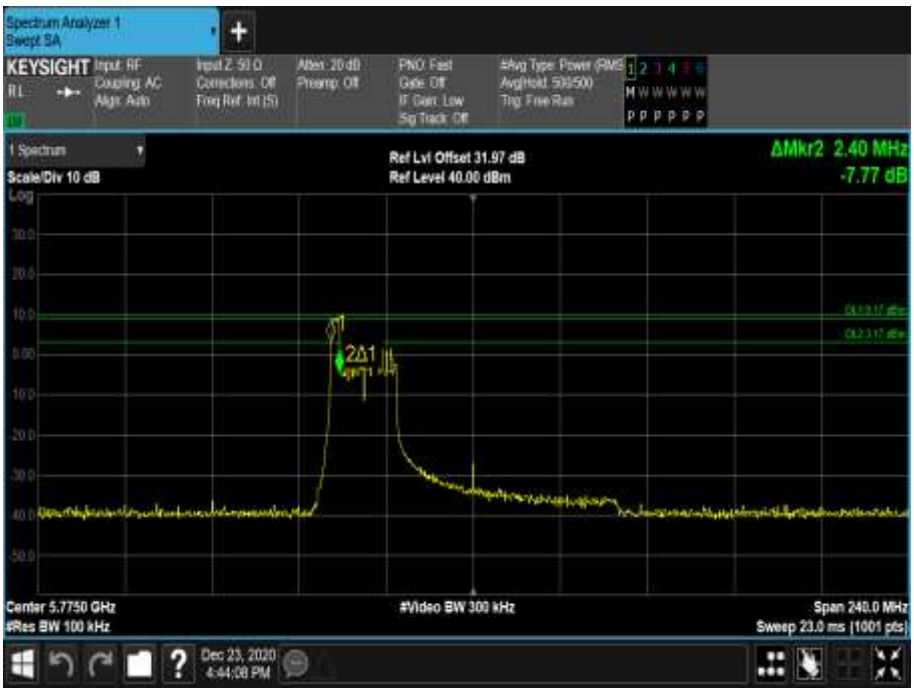

Figure 872 - 5775 MHz - 6 dB DTS Bandwidth

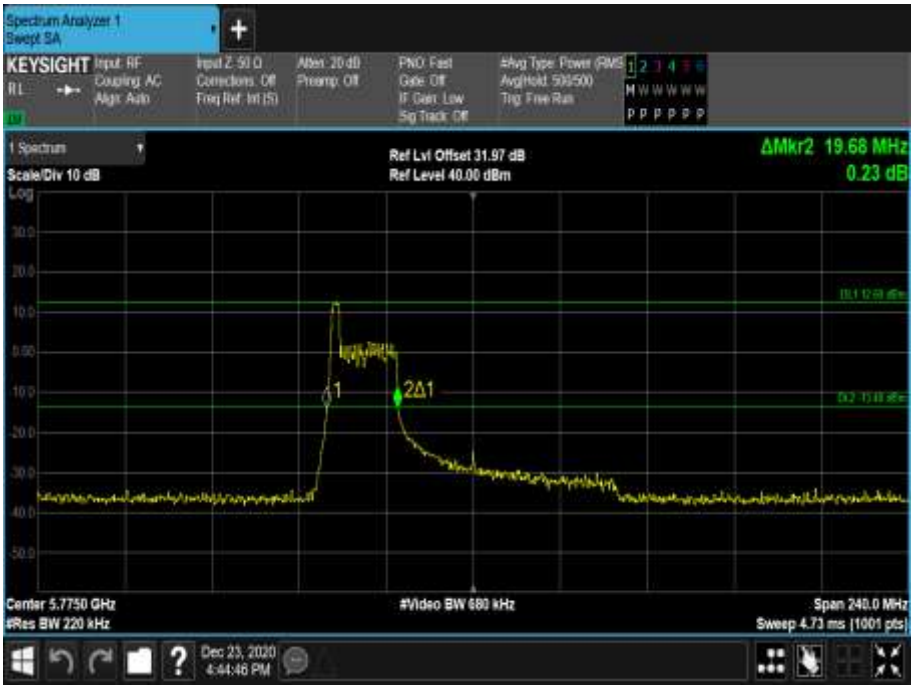

Figure 873 - 5775 MHz - 26 dB Emission Bandwidth

Figure 874 - 5775 MHz - 99% Occupied Bandwidth

Channel	Middle
Frequency (MHz)	5775
6 dB Bandwidth (MHz)	2.640
26 dB Bandwidth (MHz)	20.880
99% Bandwidth (MHz)	20.057

Table 623 - 802.11ax / HE80 MCS7x1 / RU 26-36 / MIMO CDD / Cores 0+1

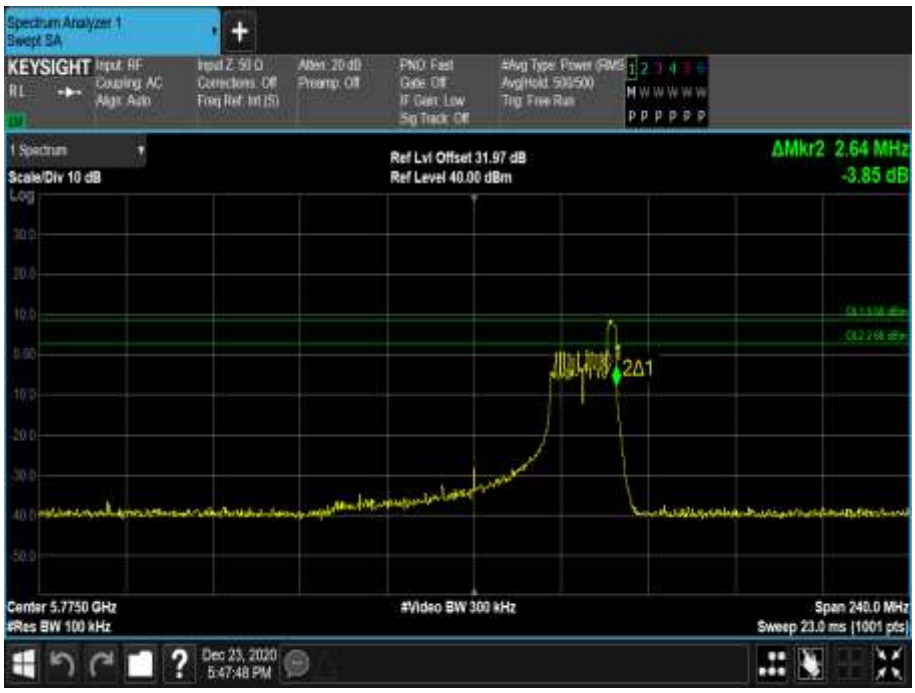

Figure 875 - 5775 MHz - 6 dB DTS Bandwidth

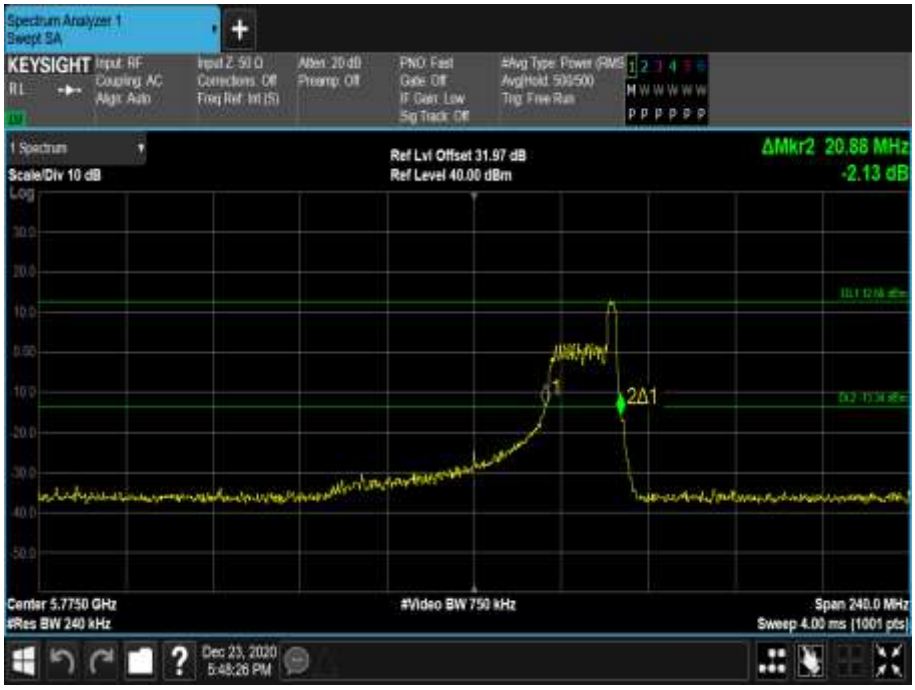

Figure 876 - 5775 MHz - 26 dB Emission Bandwidth

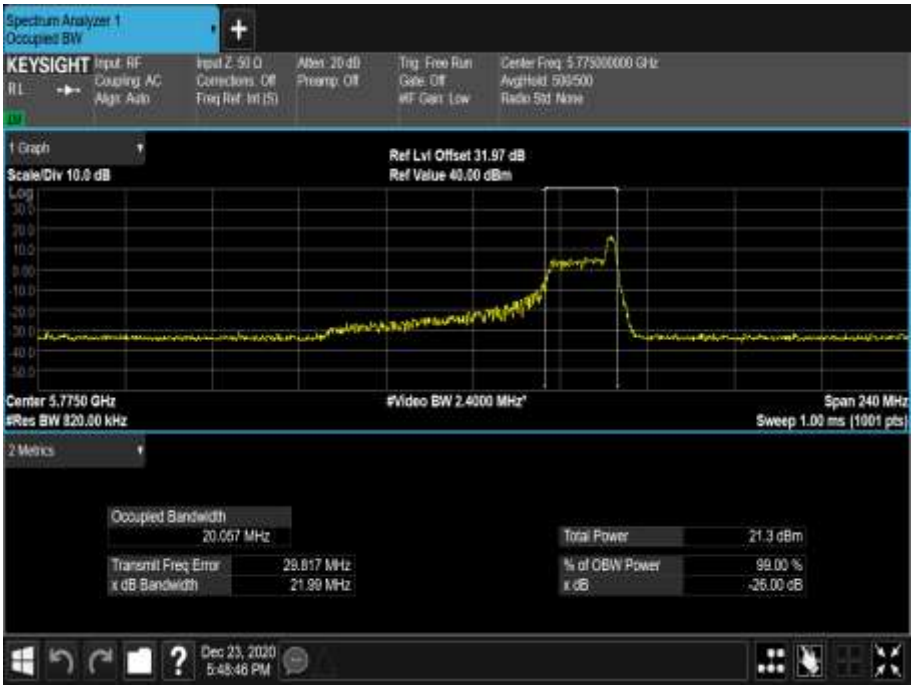

Figure 877 - 5775 MHz - 99% Occupied Bandwidth

Channel	Straddle	Middle
Frequency (MHz)	5690	5775
6 dB Bandwidth (MHz)	4.120	78.000
26 dB Bandwidth (MHz)	10.120	86.160
99% Bandwidth (MHz)	77.628	77.553

Table 624 - 802.11ax / HE80 MCS7x2 / SU / MIMO SDM / Cores 0+1

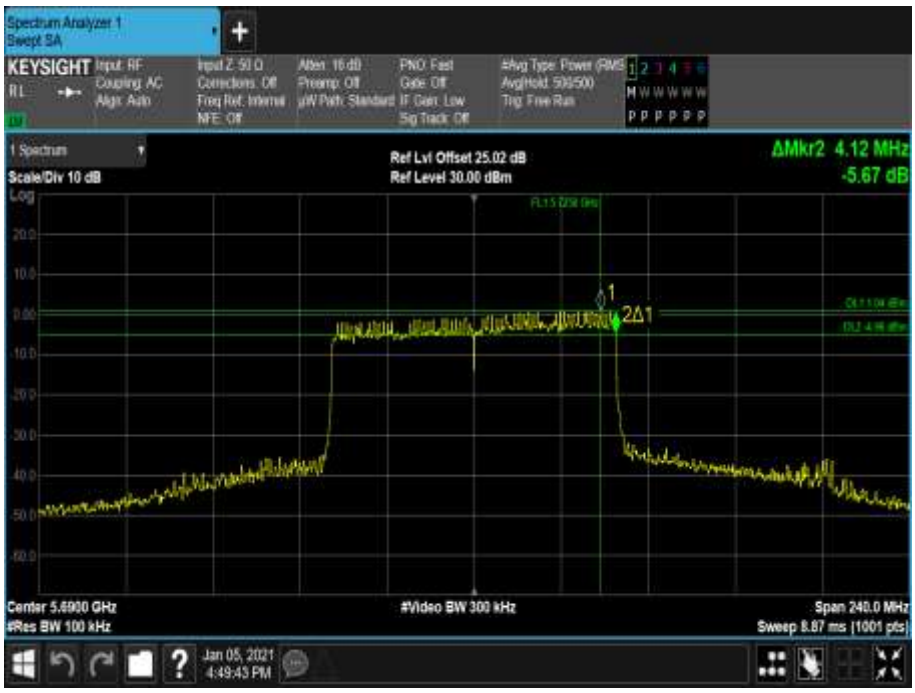

Figure 878 - 5690 MHz - 6 dB DTS Bandwidth

Figure 879 - 5690 MHz - 26 dB Emission Bandwidth

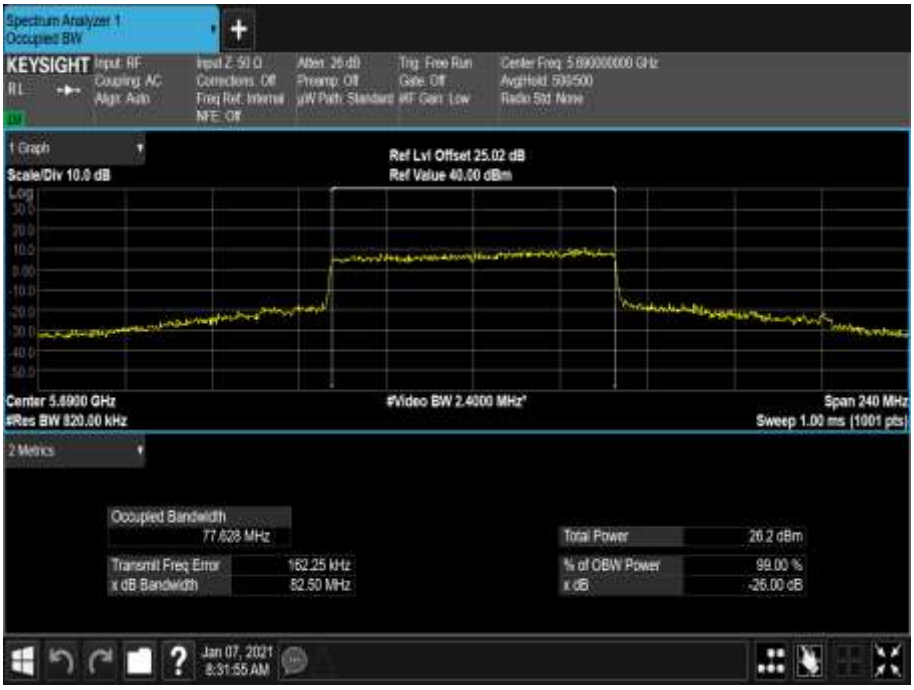

Figure 880 - 5690 MHz - 99% Occupied Bandwidth

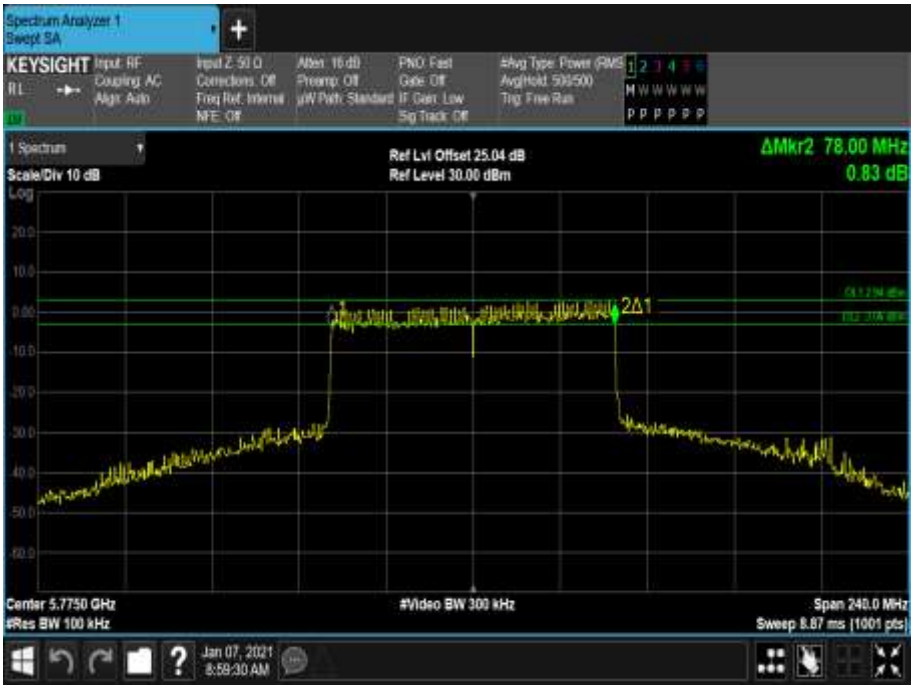

Figure 881 - 5775 MHz - 6 dB DTS Bandwidth

Figure 882 - 5775 MHz - 26 dB Emission Bandwidth

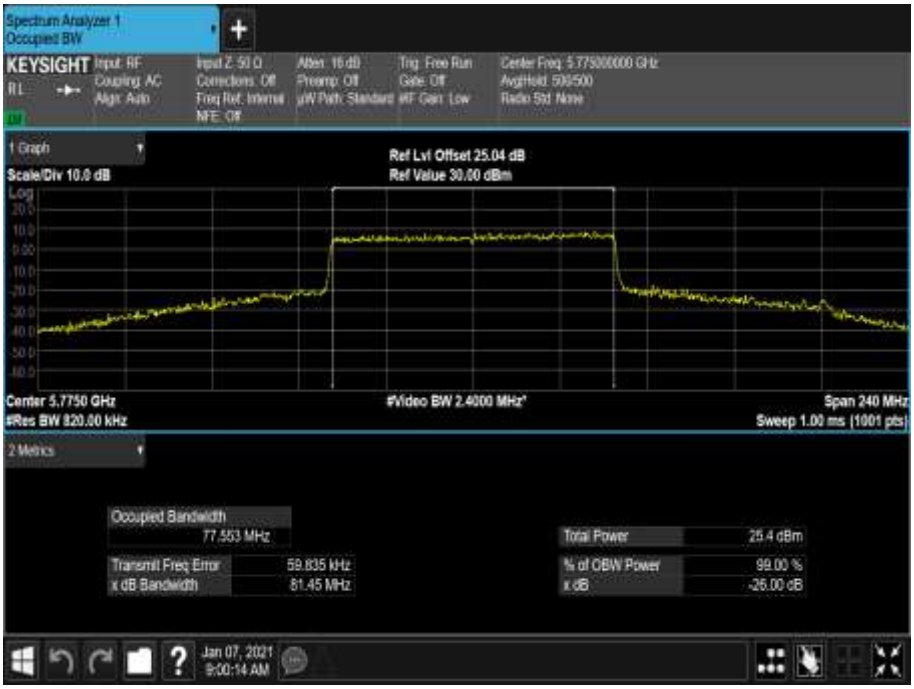

Figure 883 - 5775 MHz - 99% Occupied Bandwidth

Channel	Middle
Frequency (MHz)	5775
6 dB Bandwidth (MHz)	2.640
26 dB Bandwidth (MHz)	19.920
99% Bandwidth (MHz)	19.097

Table 625 - 802.11ax / HE80 MCS7x2 / RU 26-0 / MIMO SDM / Cores 0+1

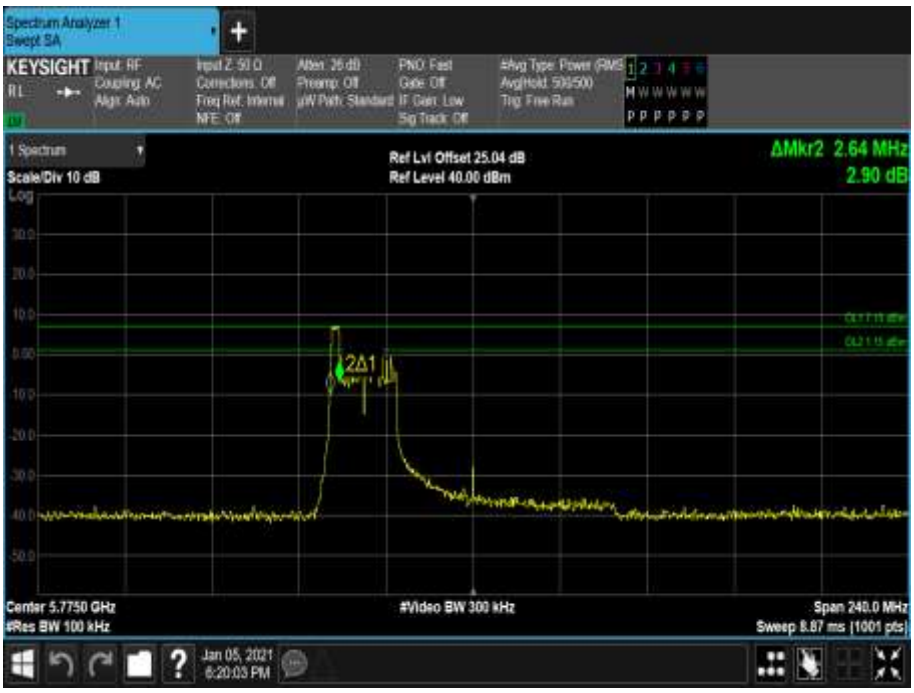

Figure 884 - 5775 MHz - 6 dB DTS Bandwidth

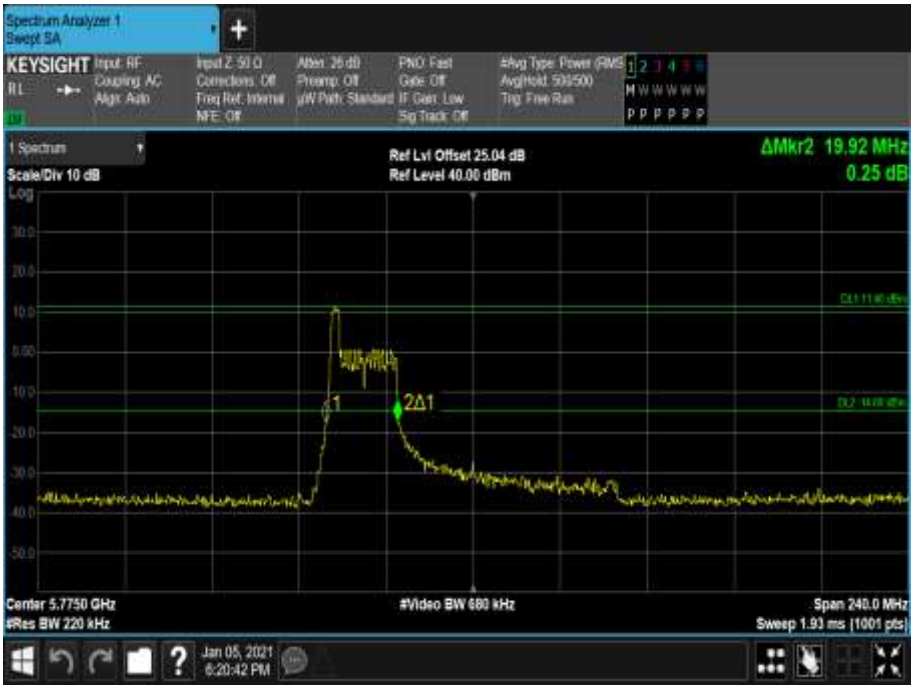

Figure 885 - 5775 MHz - 26 dB Emission Bandwidth

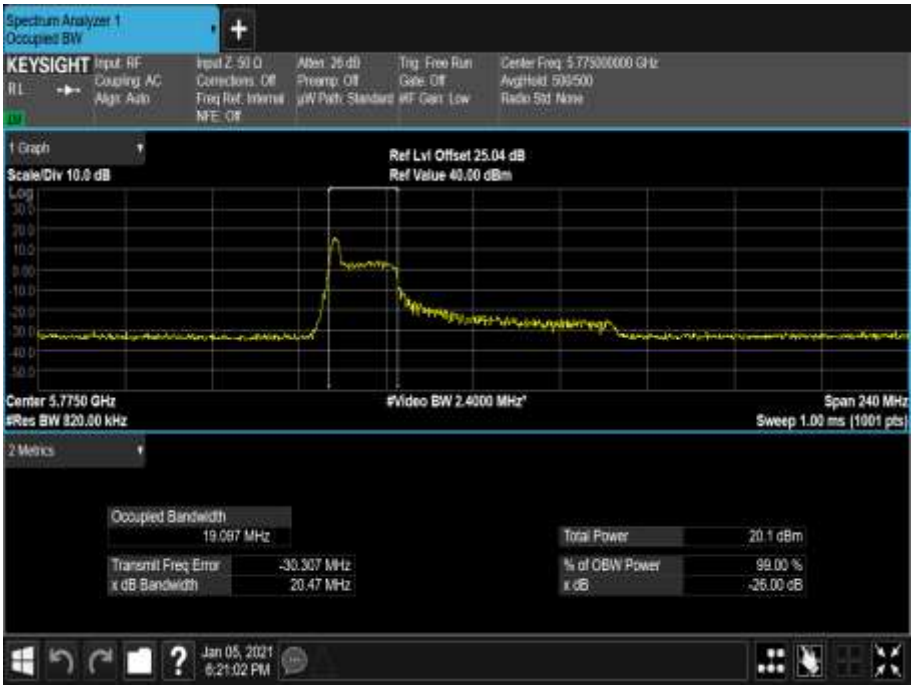

Figure 886 - 5775 MHz - 99% Occupied Bandwidth

Channel	Middle
Frequency (MHz)	5775
6 dB Bandwidth (MHz)	2.640
26 dB Bandwidth (MHz)	20.160
99% Bandwidth (MHz)	20.907

Table 626 - 802.11ax / HE80 MCS7x2 / RU 26-36 / MIMO SDM / Cores 0+1

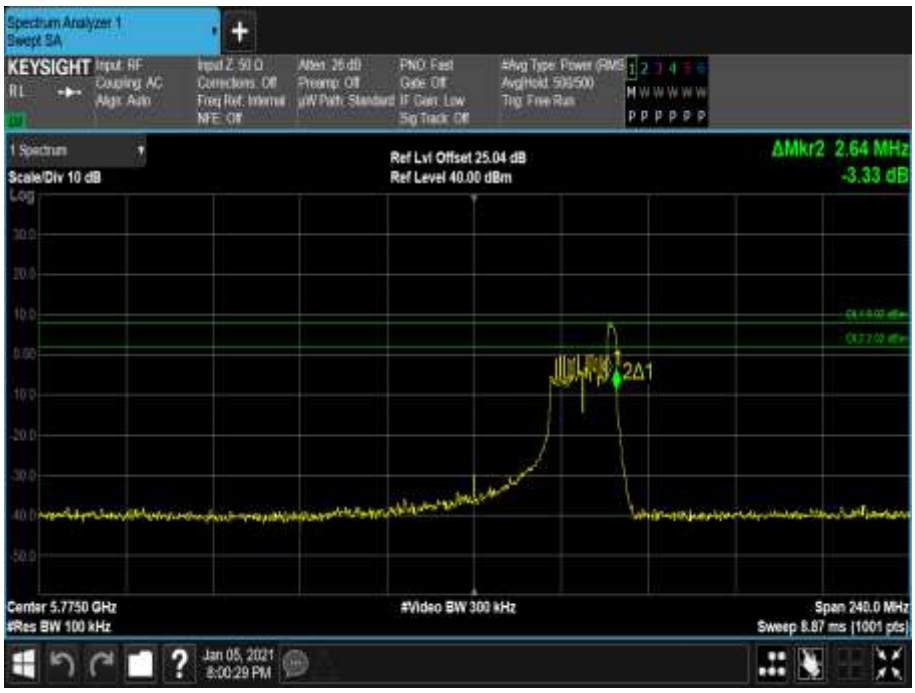

Figure 887 - 5775 MHz - 6 dB DTS Bandwidth

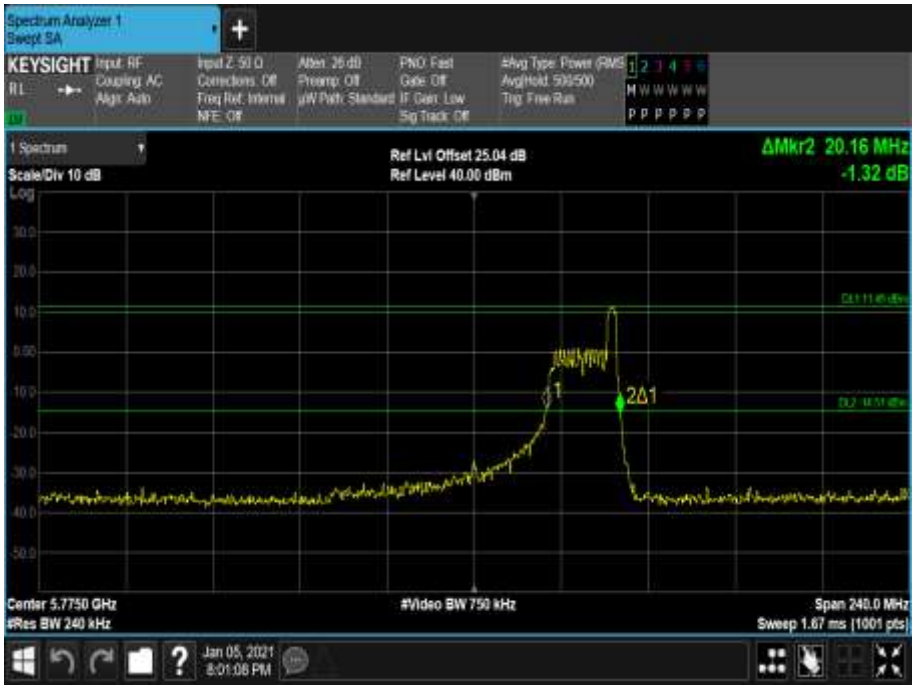

Figure 888 - 5775 MHz - 26 dB Emission Bandwidth

Figure 889 - 5775 MHz - 99% Occupied Bandwidth

<u>FCC Part 15E, Limit Clause 15.407</u>

5150 MHz to 5250 MHz: None specified.
5250 MHz to 5350 MHz: None specified.
5470 MHz to 5725 MHz: None specified.
5725 MHz to 5850 MHz: > 500 kHz.

<u>ISED RSS-247, Limit Clause 6.2.1.1, 6.2.2.1, 6.2.3.1 and 6.2.4.1</u>

5150 MHz to 5250 MHz: None specified.
5250 MHz to 5350 MHz: None specified.
5470 MHz to 5725 MHz: None specified.
5725 MHz to 5850 MHz: The minimum 6 dB bandwidth shall be at least 500 kHz.

2.3.7 Test Location and Test Equipment Used

This test was carried out in RF Laboratory 1.

Instrument	Manufacturer	Type No	TE No	Calibration Period (months)	Calibration Due
10dB/1W SMA Attenuator dc - 18GHz	Sealectro	60-674-1010-89	395	-	O/P Mon
Rubidium Standard	Rohde & Schwarz	XSRM	1316	6	17-May-2021
Multimeter	Iso-tech	IDM101	2421	12	30-Oct-2021
Hygrometer	Rotronic	I-1000	3220	12	16-Oct-2021
1800-6000 MHz Power Splitter	Mini-Circuits	ZN2PD-63-S+	4055	-	O/P Mon
1 Metre SMA Cable	Rhophase	3PS-1801A-1000-3PS	4099	12	22-Jun-2021

Instrument	Manufacturer	Type No	TE No	Calibration Period (months)	Calibration Due
1501A 4.0M Km Km Cable	Rhophase	KPS-1501A-4000-KPS	4301	12	O/P Mon
Frequency Standard	Spectracom	SecureSync 1200-0408-0601	4393	6	17-May-2021
802.11 Router	Edimax	BR-642n v2.0	4451	-	TU
Power splitter - 2 port	Mini-Circuits	ZN2PD-63-S+	4743	12	23-Sep-2021
Cable (18 GHz)	Rosenberger	LU7-071-1000	5100	12	12-Oct-2021
Cable (18 GHz)	Rosenberger	LU7-071-2000	5107	12	22-Jun-2021
AC Programmable Power Supply	iTech	IT7324	5227	-	O/P Mon
Power Splitter, 4 way	Mini-Circuits	ZN4PD1-63-S+	5236	-	O/P Mon
Cable 2.92m	Junkosha	MWX241/B	5411	12	22-Jun-2021
3.5 mm 1m Cable	Junkosha	MWX221-01000DMS	5417	12	22-Jun-2021
3.5 mm 1m Cable	Junkosha	MWX221-01000DMS	5418	12	22-Jun-2021
3.5 mm 2m Cable	Junkosha	MWX221-02000DMS	5430	12	22-Jun-2021
Signal Analyzer	Keysight Technologies	PXA N9030B	5432	12	08-Dec-2021
10dB/5W Attenuator	Aaren	AT40A-404-D18-10	5486	12	14-Apr-2021
Attenuator 5W 10dB DC-18GHz	Aaren	AT40A-4041-D18-10	5487	12	14-Apr-2021
MXA Signal Analyser	Keysight Technologies	N9020B	5529	24	04-Mar-2022
Attenuator 2W 10dB DC-10GHz	Telegartner	J01156A0031	5575	-	O/P Mon
Attenuator 2W 10dB DC-10GHz	Telegartner	J01156A0031	5577	-	O/P Mon
Attenuator 2W 10dB DC-10GHz	Telegartner	J01156A0031	5579	-	O/P Mon
Attenuator 2W 10dB DC-10GHz	Telegartner	J01156A0031	5580	-	O/P Mon
Attenuator 2W 10dB DC-10GHz	Telegartner	J01156A0031	5581	-	O/P Mon
2-Way Power Divider (2-8 GHz)	Aaren	AT30A-TE0208-2-AF	5685	12	18-Dec-2021
2-Way Power Divider (2-8 GHz)	Aaren	AT30A-TE0208-2-AF	5687	12	18-Dec-2021

Table 627

TU - Traceability Unscheduled
O/P Mon – Output Monitored using calibrated equipment

2.4 Authorised Band Edges

2.4.1 Specification Reference

FCC 47 CFR Part 15E, Clause 15.407 (b)
ISED RSS-247, Clause 6.2

2.4.2 Equipment Under Test and Modification State

A2439, S/N: C02DM00M0FTN - Modification State 0

2.4.3 Date of Test

09-November-2020 to 11-January-2021

2.4.4 Test Method

The test was performed in accordance with ANSI C63.10, clause 6.6.

For U-NII-2C channels, the limit line on the following plots equated to -27 dBm/MHz. EIRP and was converted to field strength at 3 m using the following formula:

Field Strength (dBµV/m at 3 m) = EIRP (dBm) + 95.2 dB

Authorised band edge measurements were performed, with the device operating in SISO and MIMO configurations, across the various modes supported by the device.

The measurements displayed within this report, have been limited to those modes which have been shown to be worst case.

Further measurements are held on file by TÜV SÜD and are available if required.

2.4.5 Environmental Conditions

Ambient Temperature	20.3 - 27.2 °C
Relative Humidity	33.0 - 45.9 %

2.4.6 Test Results

5 GHz WLAN

Mode	Data Rate /MCS	Resource size	Resource Index	TX Frequency (MHz)	Band Edge Frequency (MHz)	Level (dBuV/m)
802.11a, Core 0	6 Mbps	-	-	5500	5470	58.11
802.11n, HT20 Core 0	MCS7	-	-	5500	5470	63.57
802.11ax HE20, Core 0	MCS7x1	SU	-	5500	5470	60.99
802.11ax HE20, Core 0	MCS7x1	52	37	5500	5470	56.98
802.11a, Core 0	6 Mbps	-	-	5700	5725	59.56
802.11n, HT20 Core 0	MCS7	-	-	5700	5725	62.19
802.11ax HE20, Core 0	MCS7x1	SU	-	5700	5725	62.61
802.11ax HE20, Core 0	MCS7x1	52	40	5700	5725	58.33
802.11a, Core 0	6 Mbps	-	-	5745	5725	57.36
802.11n HT20, Core 0	MCS7	-	-	5745	5725	57.25
802.11ax HE20, Core 0	MCS7x1	SU	-	5745	5725	57.70
802.11ax HE20, Core 0	MCS7x1	26	0	5745	5725	54.95
802.11a, Core 0	6 Mbps	-	-	5825	5850	56.71
802.11n HT20, Core 0	MCS7	-	-	5825	5850	54.61
802.11ax HE20, Core 0	MCS7x1	SU	-	5825	5850	54.11
802.11ax HE20, Core 0	MCS7x1	26	8	5825	5850	56.07

Table 628 - SISO Authorised Band Edge results

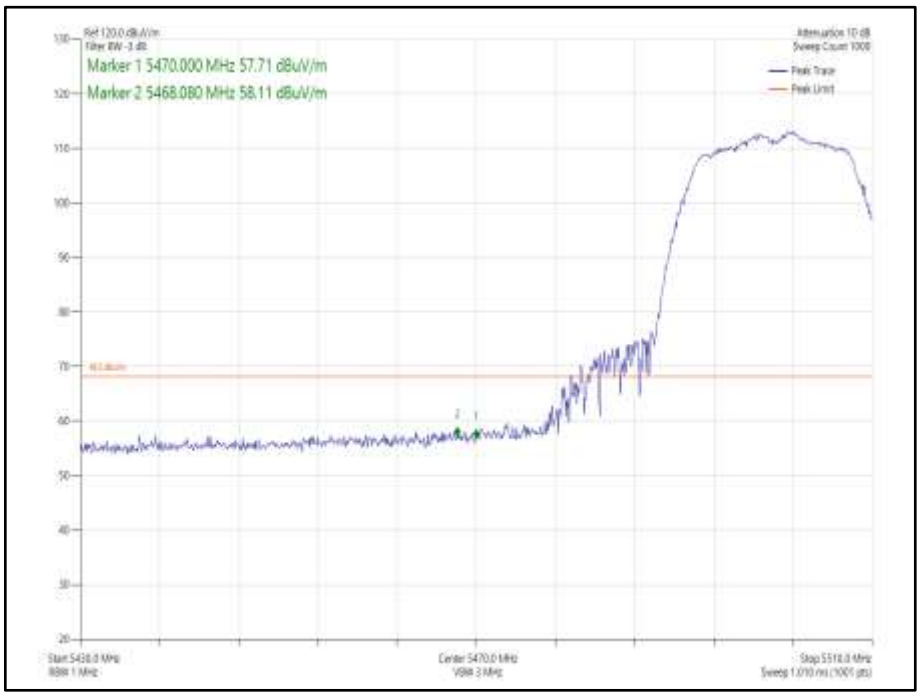

Figure 890 - 802.11a, Core 0 - 5500 MHz
Band Edge Frequency 5470 MHz

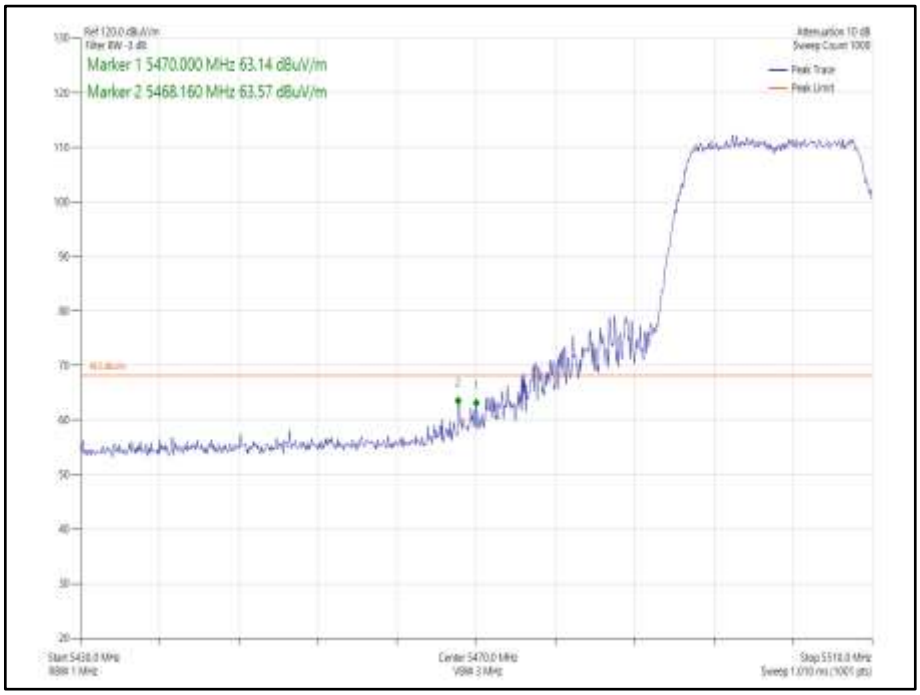

Figure 891 - 802.11n HT20, Core 0 - 5500 MHz
Band Edge Frequency 5470 MHz

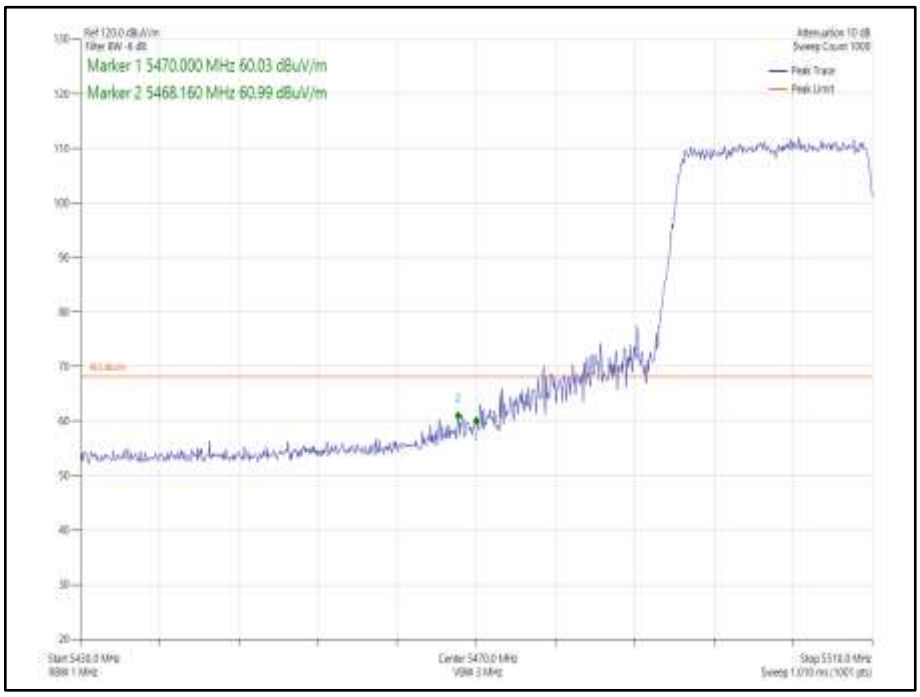

Figure 892 - 802.11ax HE20, Core 0, SU - 5500 MHz
Band Edge Frequency 5470 MHz

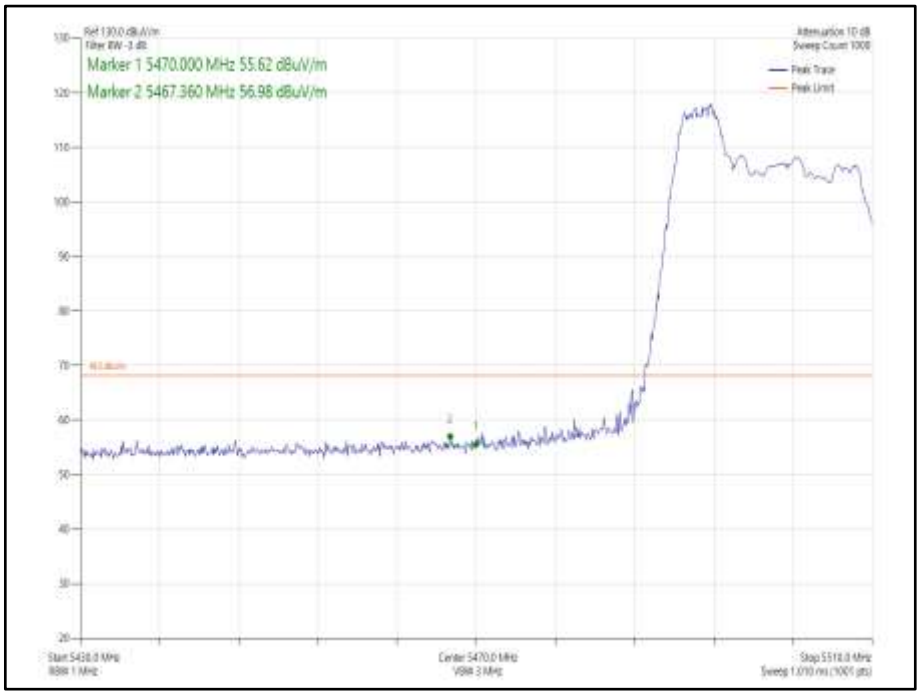

Figure 893 - 802.11ax HE20, Core 0, 52-37 - 5500 MHz
Band Edge Frequency 5470 MHz

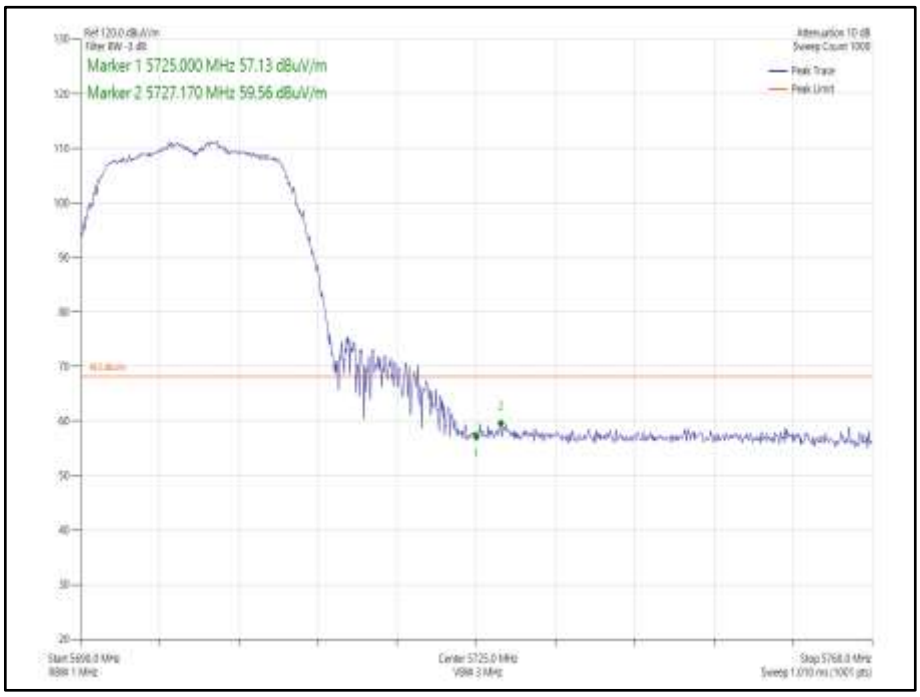

Figure 894 - 802.11a, Core 0 - 5700 MHz
Band Edge Frequency 5725 MHz

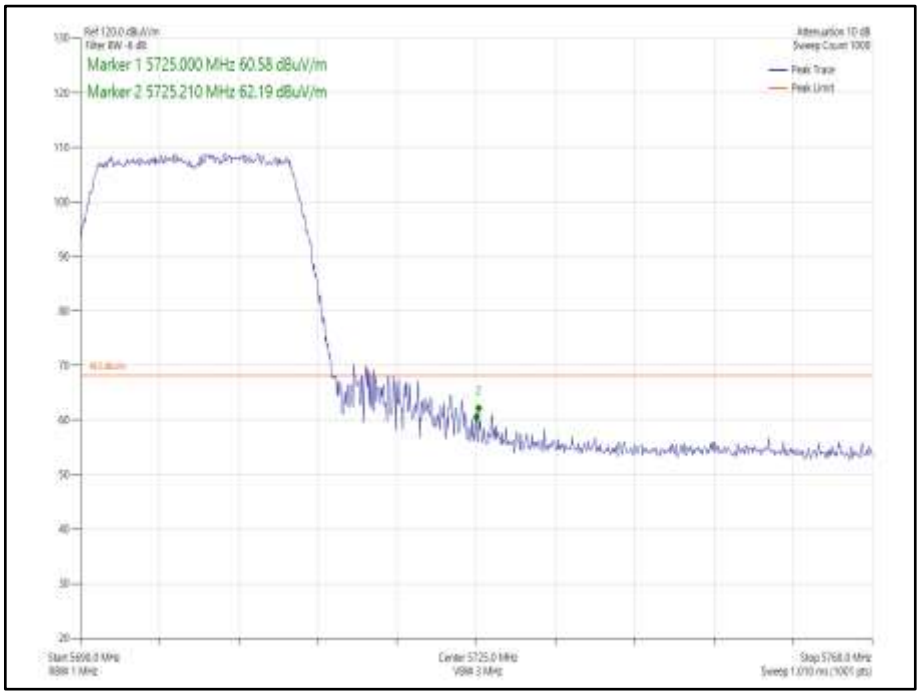

Figure 895 - 802.11n HT20, Core 0 - 5700 MHz
Band Edge Frequency 5725 MHz

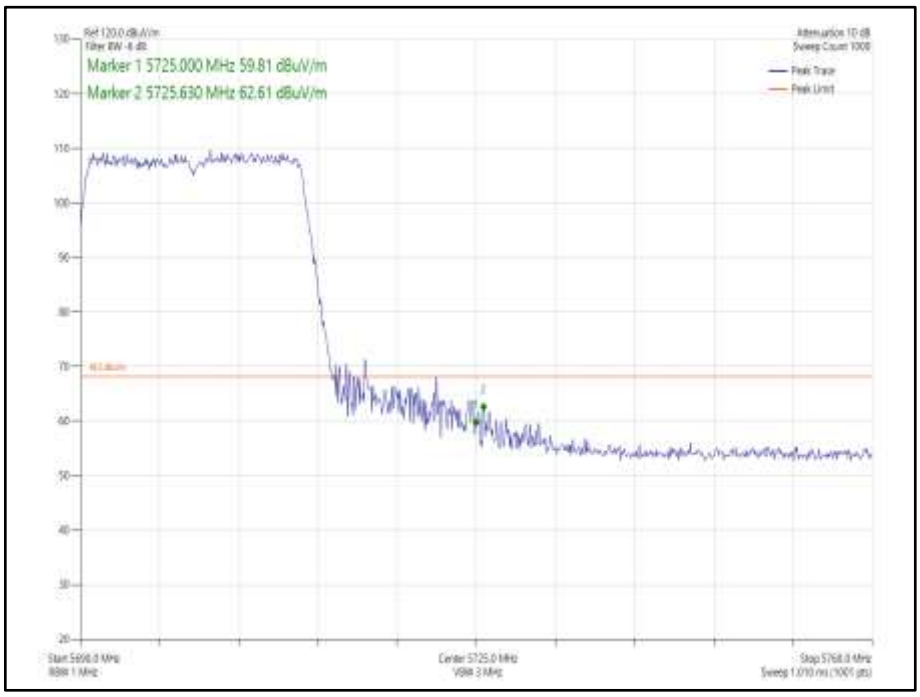

Figure 896 - 802.11ax HE20, Core 0, SU - 5700 MHz
Band Edge Frequency 5725 MHz

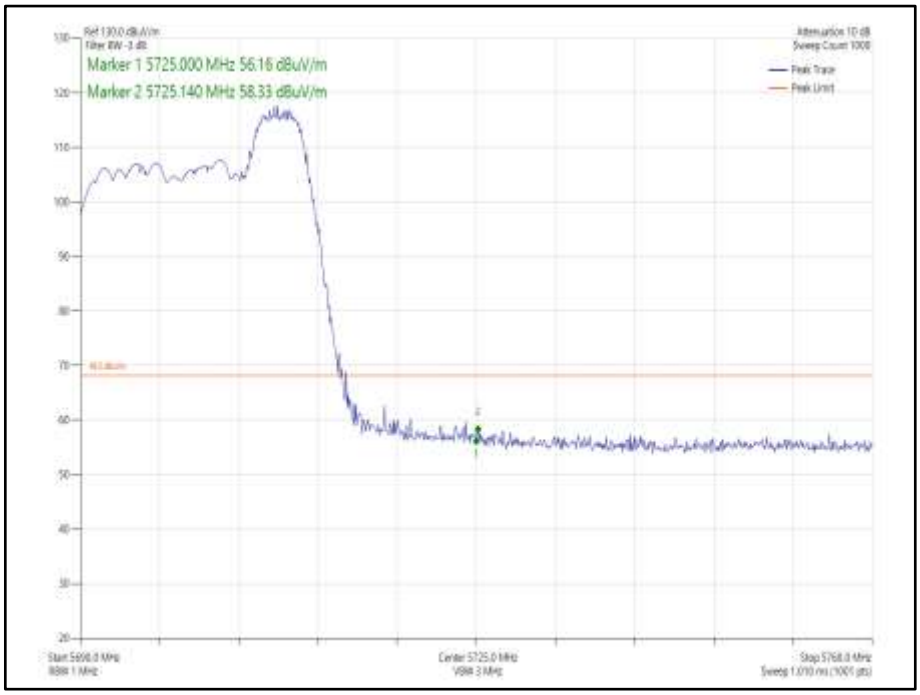

Figure 897 - 802.11ax HE20, Core 0, 52-40 - 5700 MHz
Band Edge Frequency 5725 MHz

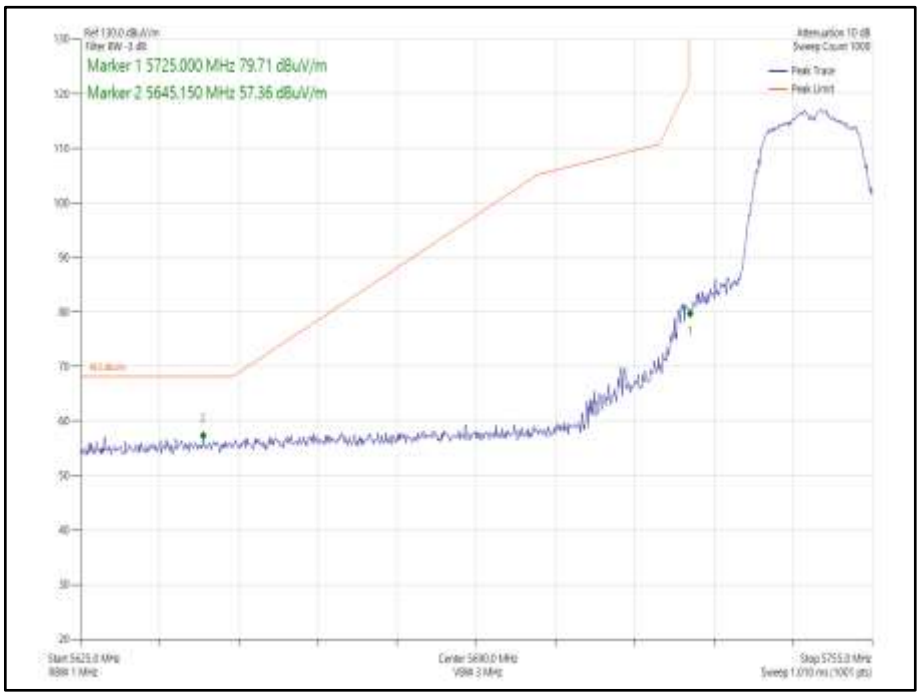

Figure 898 - 802.11a, Core 0 - 5745 MHz
Band Edge Frequency 5725 MHz

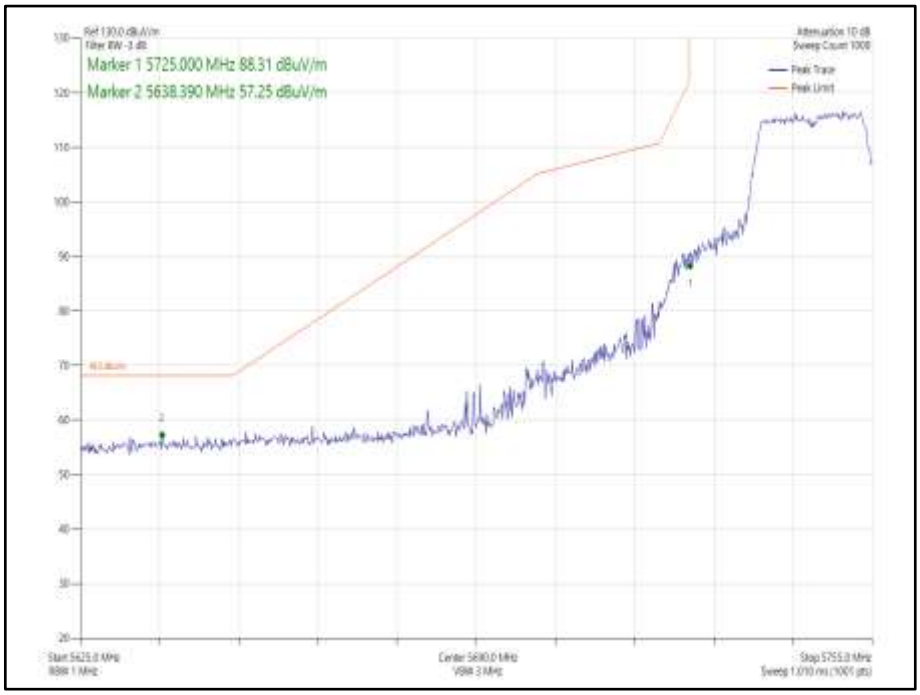

Figure 899 - 802.11n HT20, Core 0 - 5745 MHz
Band Edge Frequency 5725 MHz

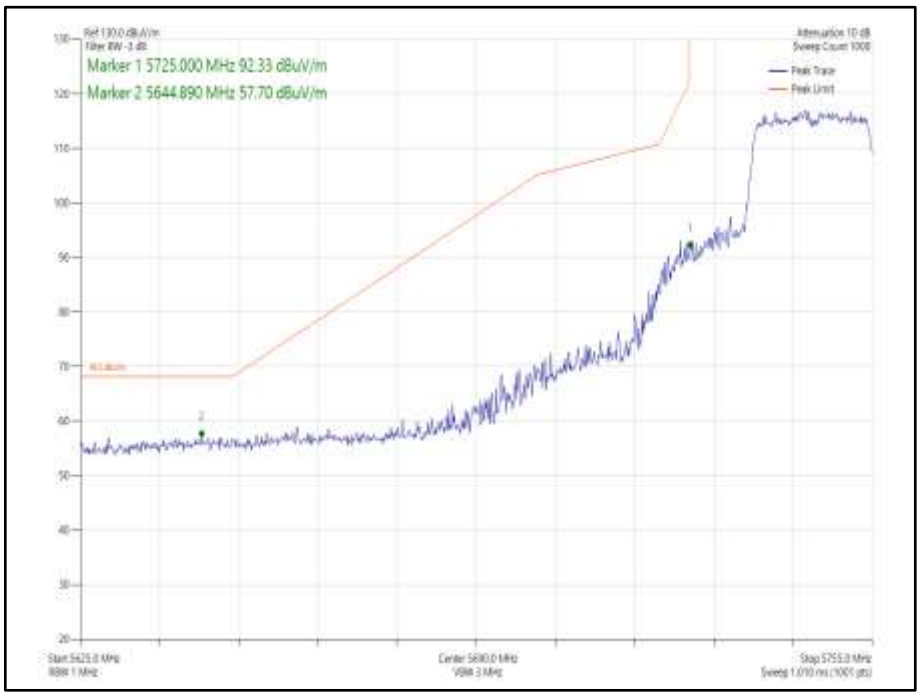

Figure 900 - 802.11ax HE20, Core 0, SU - 5745 MHz
Band Edge Frequency 5735 MHz

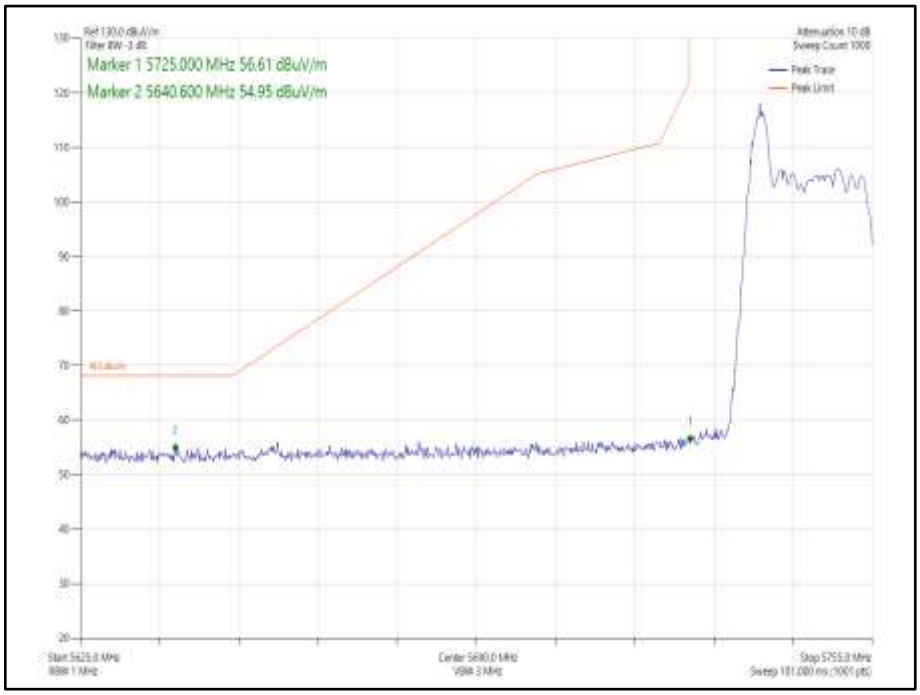

Figure 901 - 802.11ax HE20, Core 0, 26-0 - 5745 MHz
Band Edge Frequency 5735 MHz