TEST SETUP PHOTOGRAPHS



Figure 1: 1-18GHz Test Setup (Front View)



Figure 2: 1-18GHz Test Setup (Rear View)



Figure 3: 1-18GHz Test Setup (Front View)



Figure 4: 1-18GHz Test Setup (Rear View)

Figure 5: 1-18GHz Test Setup (Front View)



Figure 6: 1-18GHz Test Setup (Rear View)



Figure 7: 30MHz-1GHz Test Setup (Front View)



Figure 8: 30MHz-1GHz Test Setup (Rear View)



Figure 9: 30MHz-1GHz Test Setup (Front View)



Figure 10: 30MHz-1GHz Test Setup (Rear View)

Figure 11: 30MHz-1GHz Test Setup (Front View)



Figure 12: 30MHz-1GHz Test Setup (Rear View)

Figure 13: 30MHz-1GHz Test Setup (Front View)



Figure 14: 30MHz-1GHz Test Setup (Rear View)



Figure 15: 30MHz-1GHz Test Setup (Front View)

Figure 16: 30MHz-1GHz Test Setup (Rear View)



Figure 17: 30MHz-1GHz Test Setup (Front View)

Figure 18: 30MHz-1GHz Test Setup (Rear View)

Figure 19: 9kHz-30MHz Test Setup (Front View)



Figure 20: 9kHz-30MHz Test Setup (Front View)

Figure 21: 9kHz-30MHz Test Setup (Front View)