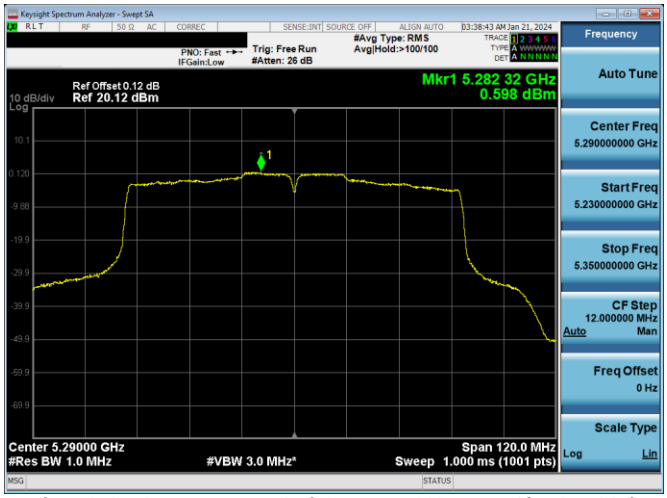

Plot 7-373. PSD Antenna WF2a (80MHz BW 802.11ac – Ch. 58, MCS2)

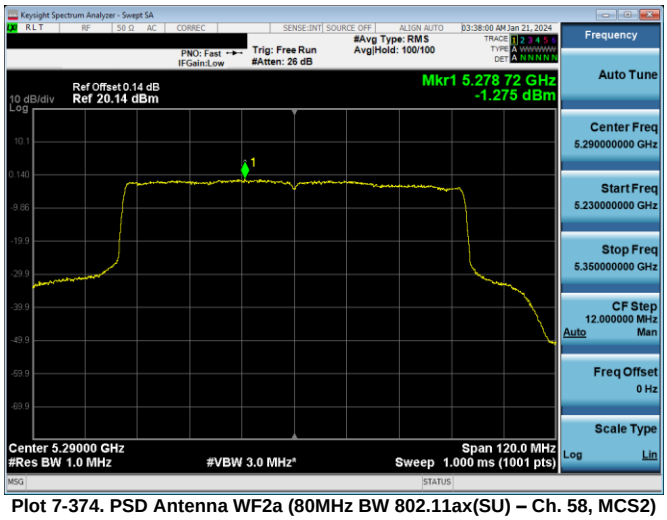

Plot 7-374. PSD Antenna WF2a (80MHz BW 802.11ax(SU) – Ch. 58, MCS2)

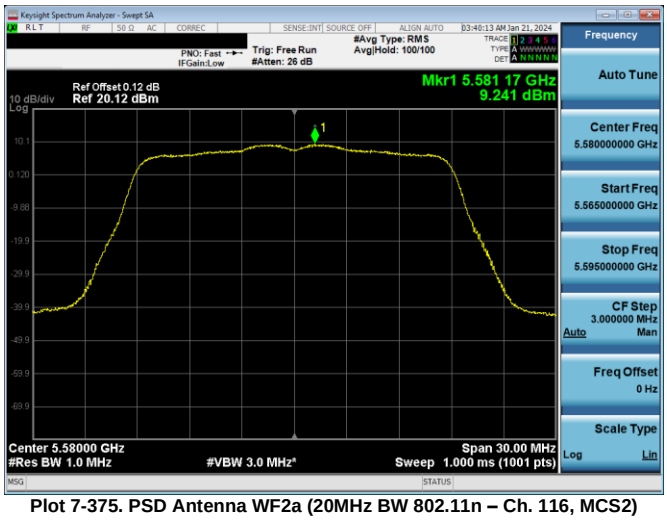

Plot 7-375. PSD Antenna WF2a (20MHz BW 802.11n – Ch. 116, MCS2)

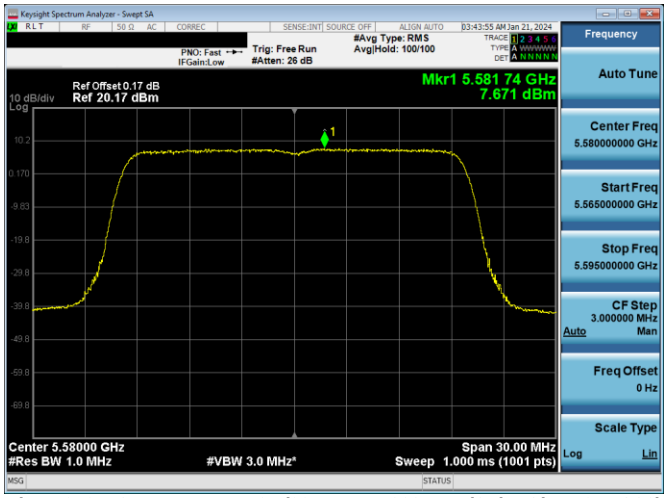

Plot 7-376. PSD Antenna WF2a (20MHz BW 802.11ax(SU) – Ch. 116, MCS2)

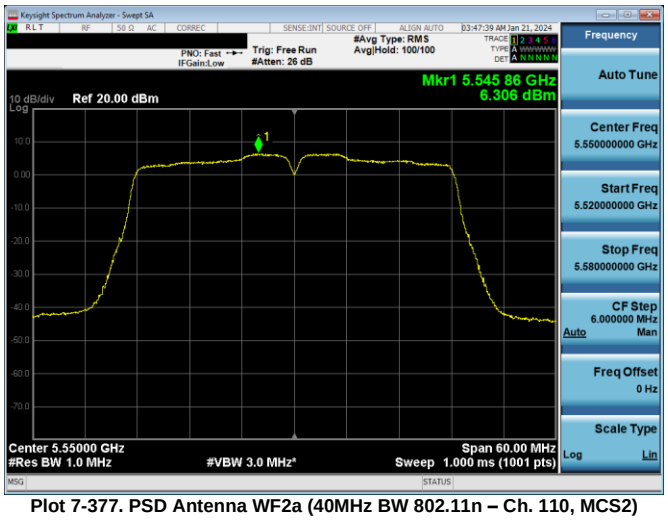

Plot 7-377. PSD Antenna WF2a (40MHz BW 802.11n – Ch. 110, MCS2)

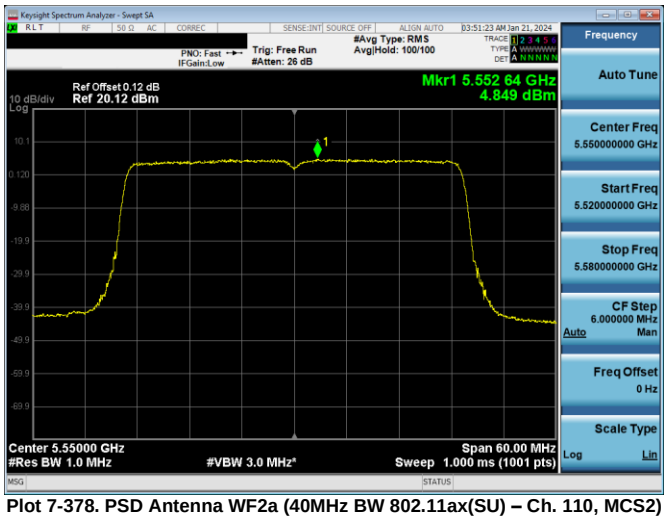

Plot 7-378. PSD Antenna WF2a (40MHz BW 802.11ax(SU) – Ch. 110, MCS2)

Unless otherwise specified, no part of this report may be reproduced or utilized in any part, form or by any means, electronic or mechanical, including photocopying and microfilm, without permission in writing from Element. If you have any questions about this or have an enquiry about obtaining additional rights to this report or assembly of contents thereof, please contact ct.info@element.com.

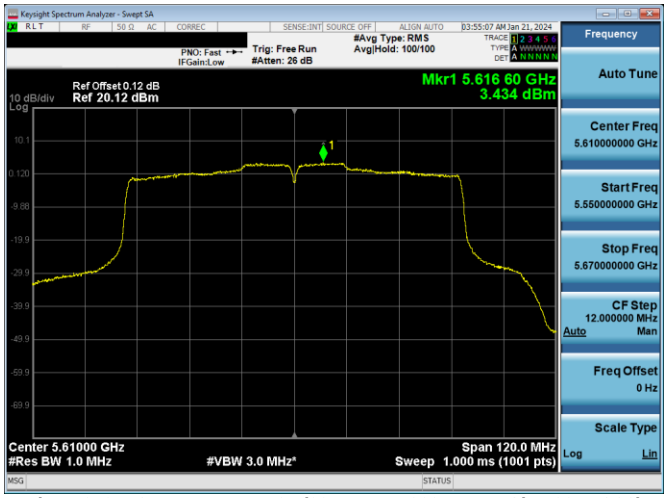

Plot 7-379. PSD Antenna WF2a (80MHz BW 802.11ac – Ch. 122, MCS2)

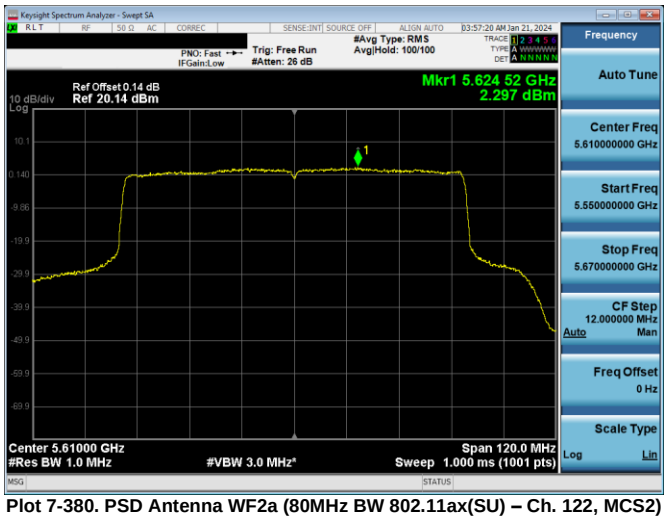

Plot 7-380. PSD Antenna WF2a (80MHz BW 802.11ax(SU) – Ch. 122, MCS2)

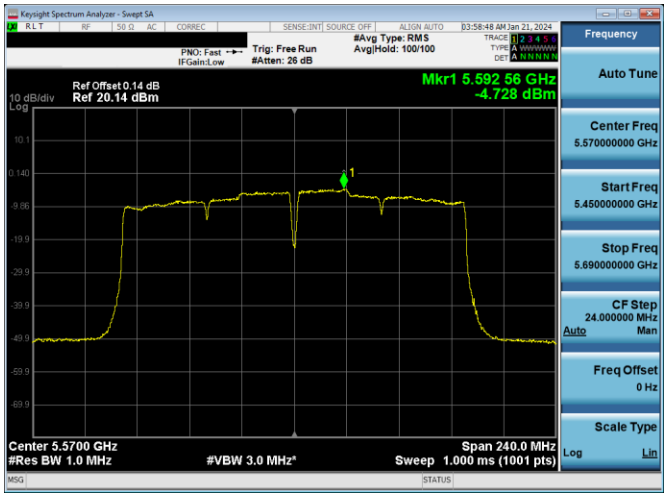

Plot 7-381. PSD Antenna WF2a (160MHz BW 802.11ac – Ch. 114, MCS2)

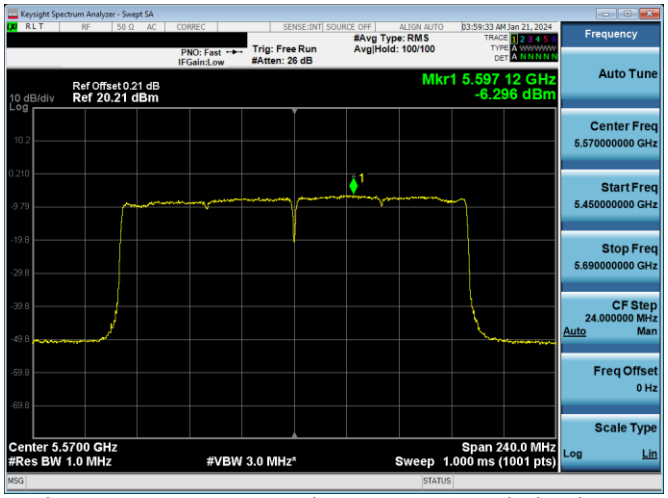

Plot 7-382. PSD Antenna WF2a (160MHz BW 802.11ax(SU) – Ch. 114, MCS2)

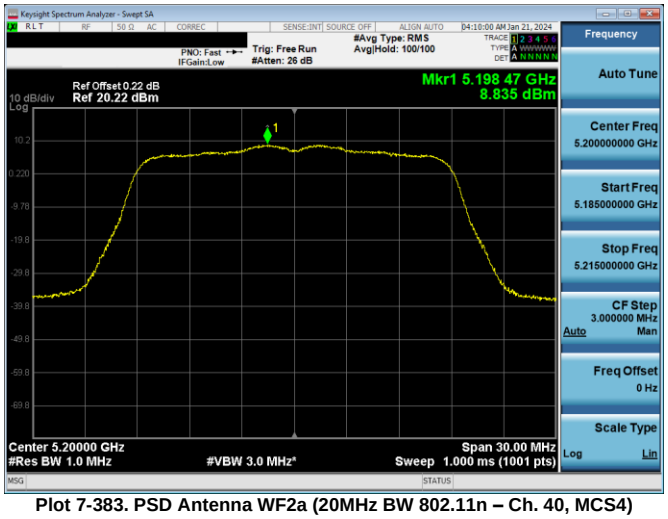

Plot 7-383. PSD Antenna WF2a (20MHz BW 802.11n – Ch. 40, MCS4)

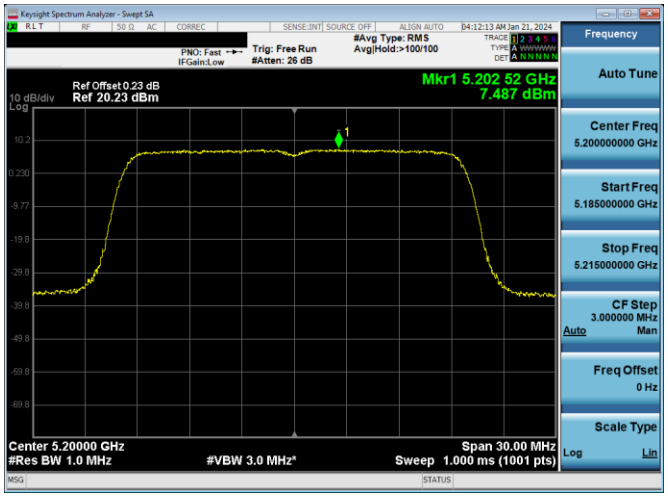

Plot 7-384. PSD Antenna WF2a (20MHz BW 802.11ax(SU) – Ch. 40, MCS4)

Unless otherwise specified, no part of this report may be reproduced or utilized in any part, form or by any means, electronic or mechanical, including photocopying and microfilm, without permission in writing from Element. If you have any questions about this or have an enquiry about obtaining additional rights to this report or assembly of contents thereof, please contact ct.info@element.com.

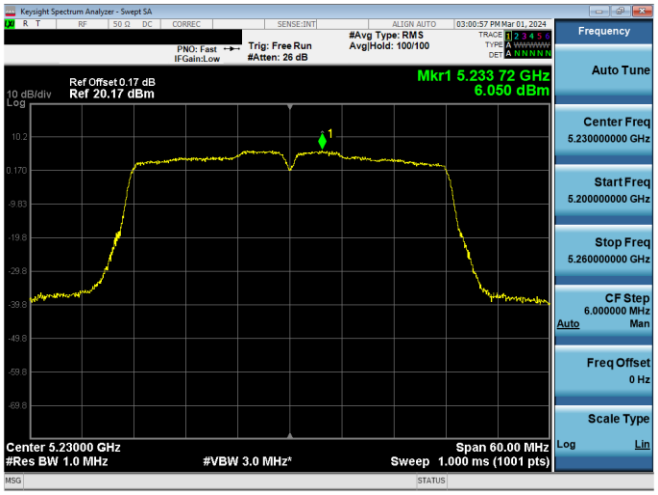

Plot 7-385. PSD Antenna WF2a (40MHz BW 802.11n – Ch. 46, MCS4)

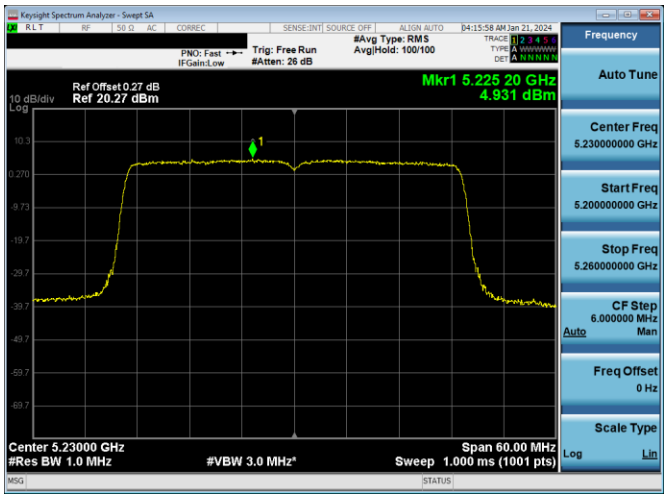

Plot 7-386. PSD Antenna WF2a (40MHz BW 802.11ax(SU) – Ch. 46, MCS4)

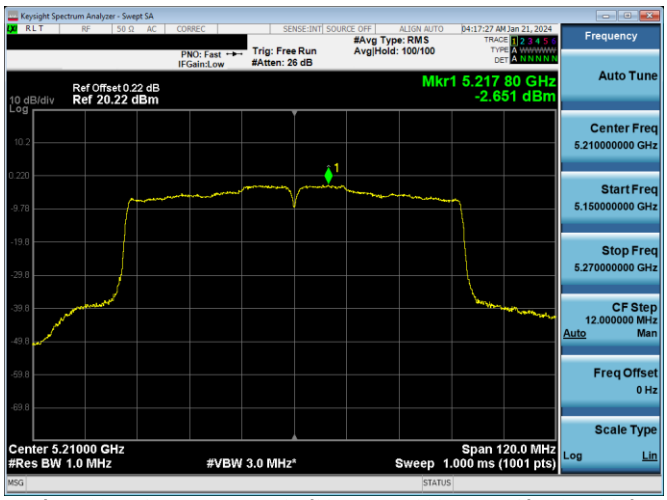

Plot 7-387. PSD Antenna WF2a (80MHz BW 802.11ac – Ch. 42, MCS4)

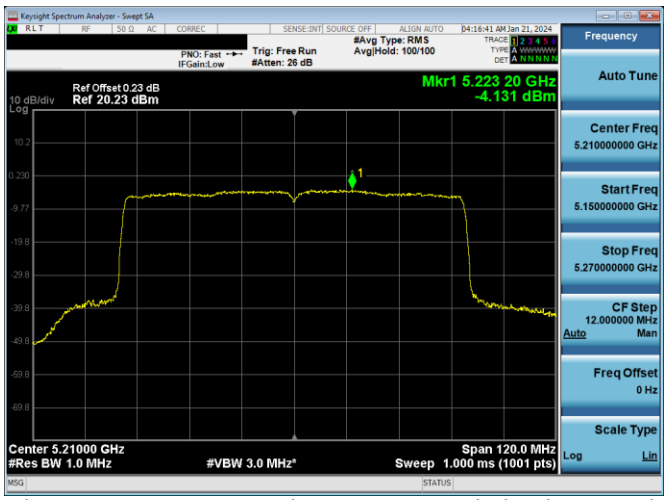

Plot 7-388. PSD Antenna WF2a (80MHz BW 802.11ax(SU) – Ch. 42, MCS4)

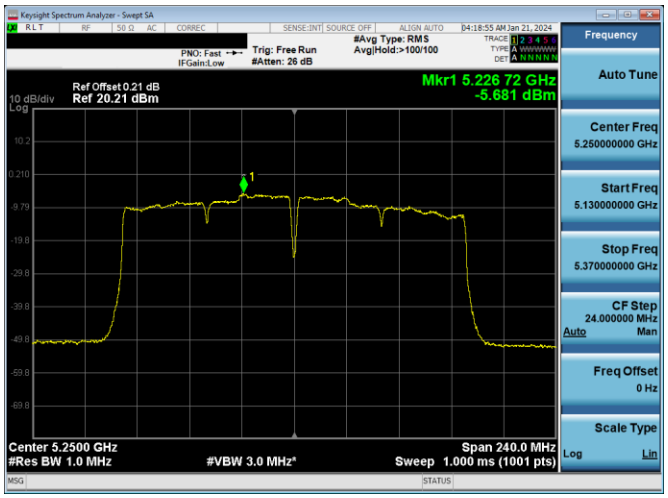

Plot 7-389. PSD Antenna WF2a (160MHz BW 802.11ac – Ch. 50, MCS4)

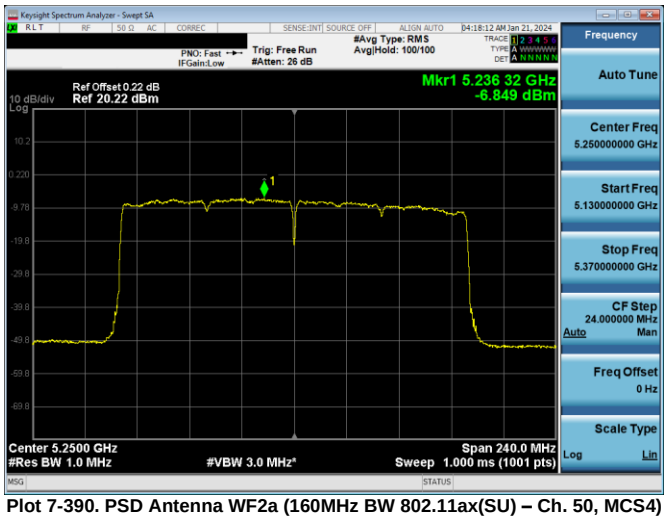

Plot 7-390. PSD Antenna WF2a (160MHz BW 802.11ax(SU) – Ch. 50, MCS4)

Unless otherwise specified, no part of this report may be reproduced or utilized in any part, form or by any means, electronic or mechanical, including photocopying and microfilm, without permission in writing from Element. If you have any questions about this or have an enquiry about obtaining additional rights to this report or assembly of contents thereof, please contact ct.info@element.com.

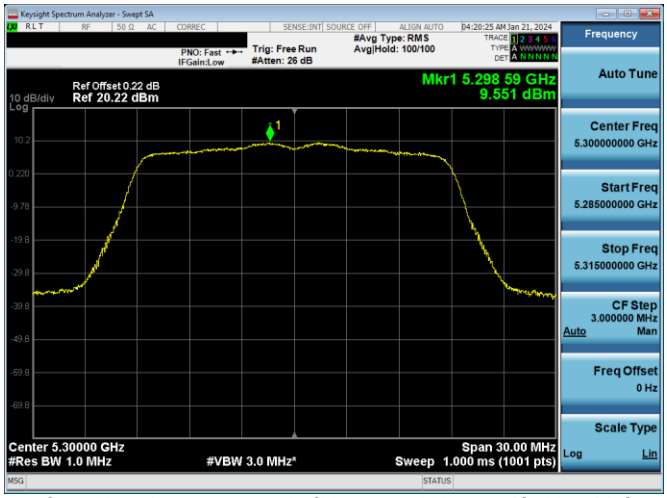

Plot 7-391. PSD Antenna WF2a (20MHz BW 802.11n – Ch. 60, MCS4)

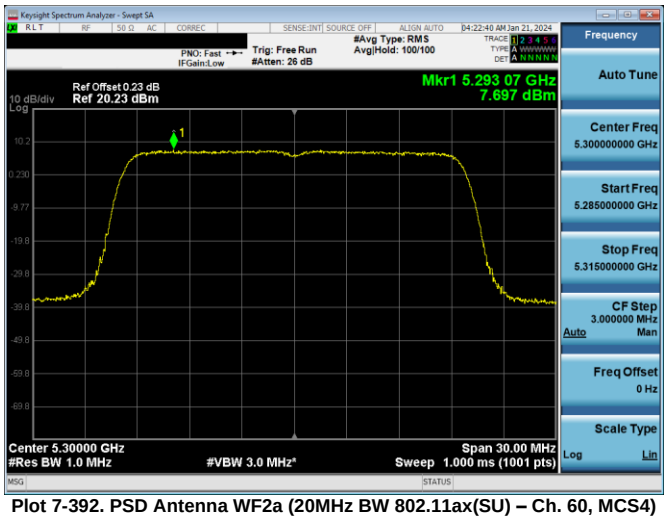

Plot 7-392. PSD Antenna WF2a (20MHz BW 802.11ax(SU) – Ch. 60, MCS4)

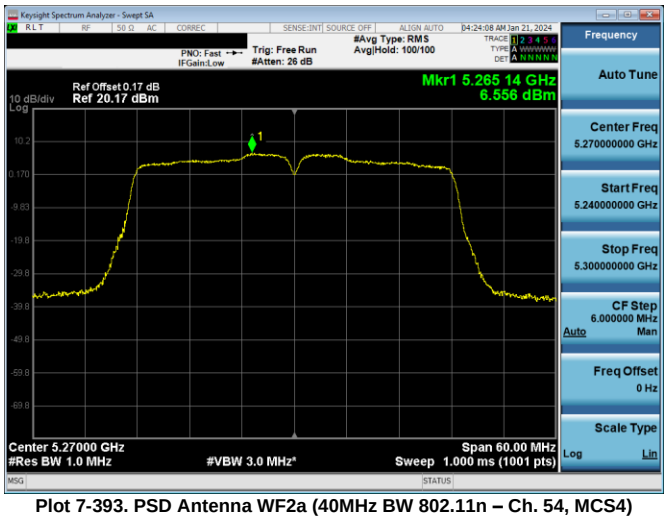

Plot 7-393. PSD Antenna WF2a (40MHz BW 802.11n – Ch. 54, MCS4)

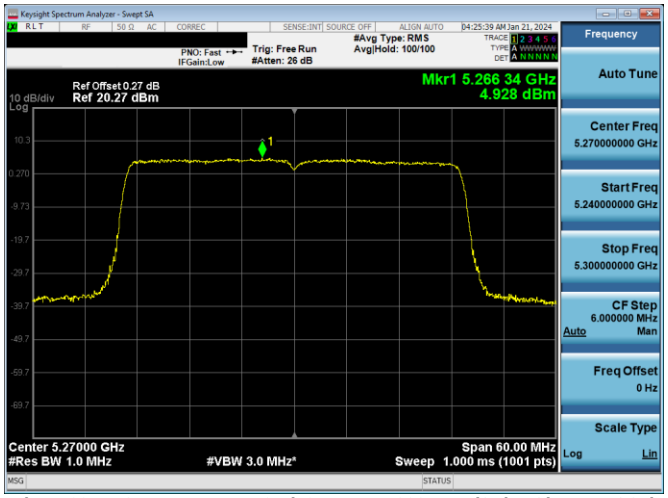

Plot 7-394. PSD Antenna WF2a (40MHz BW 802.11ax(SU) – Ch. 54, MCS4)

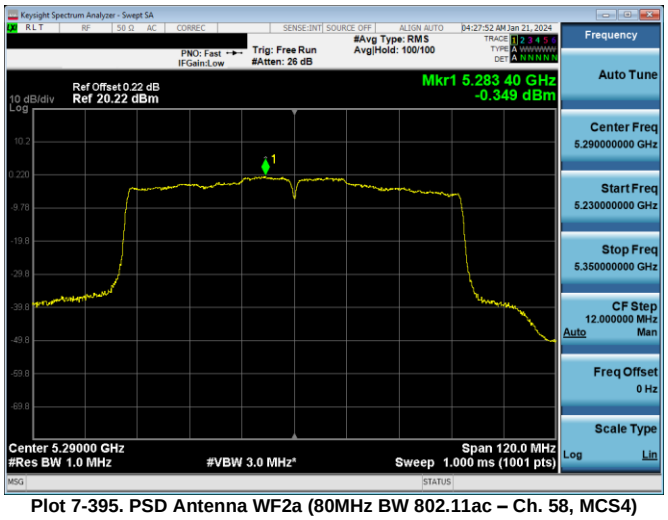

Plot 7-395. PSD Antenna WF2a (80MHz BW 802.11ac – Ch. 58, MCS4)

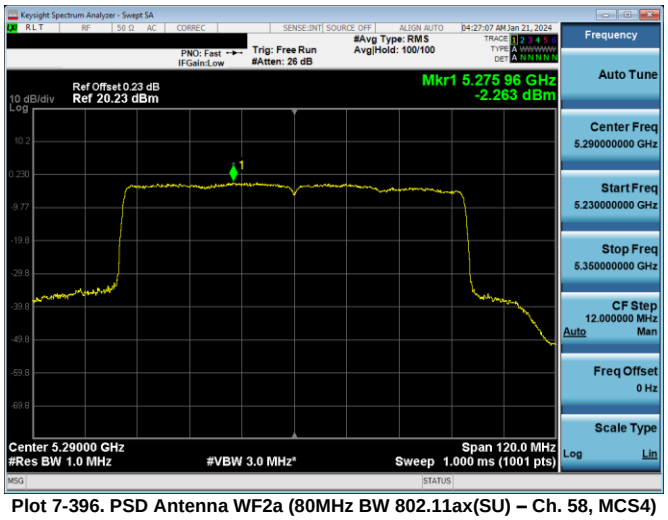

Plot 7-396. PSD Antenna WF2a (80MHz BW 802.11ax(SU) – Ch. 58, MCS4)

Unless otherwise specified, no part of this report may be reproduced or utilized in any part, form or by any means, electronic or mechanical, including photocopying and microfilm, without permission in writing from Element. If you have any questions about this or have an enquiry about obtaining additional rights to this report or assembly of contents thereof, please contact ct.info@element.com.

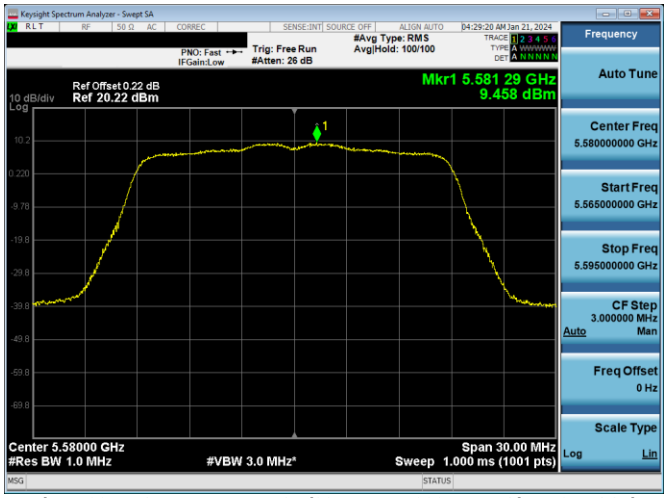

Plot 7-397. PSD Antenna WF2a (20MHz BW 802.11n – Ch. 116, MCS4)

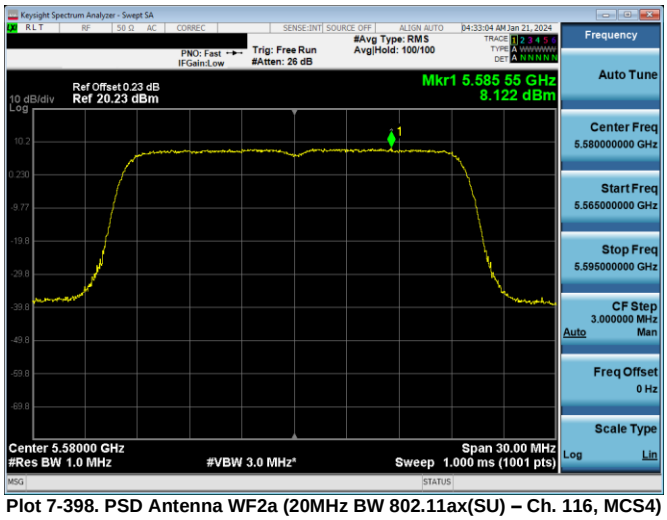

Plot 7-398. PSD Antenna WF2a (20MHz BW 802.11ax(SU) – Ch. 116, MCS4)

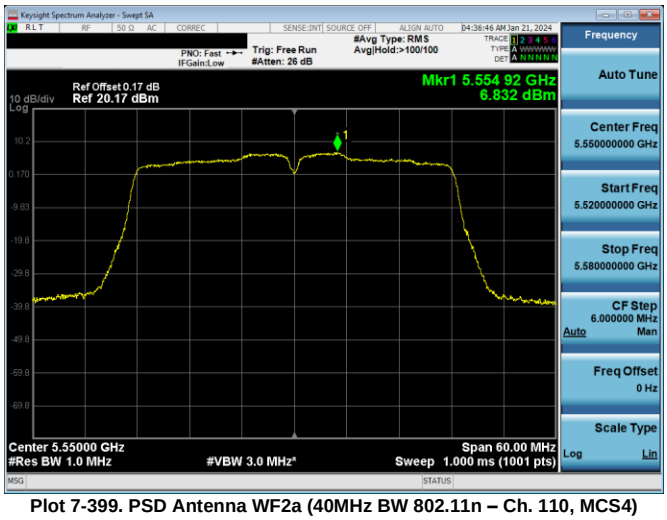

Plot 7-399. PSD Antenna WF2a (40MHz BW 802.11n – Ch. 110, MCS4)

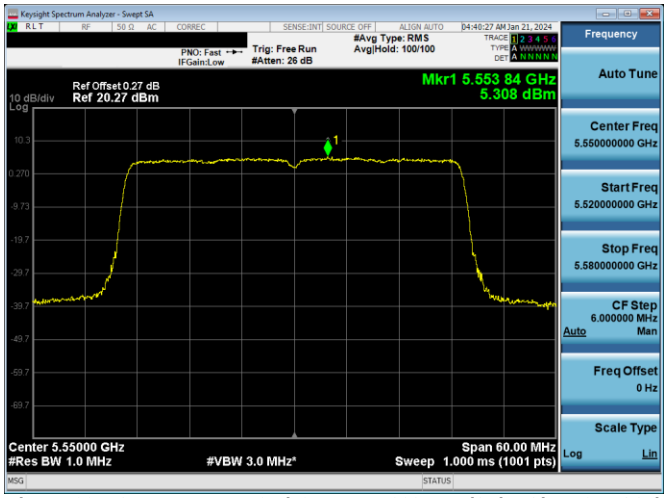

Plot 7-400. PSD Antenna WF2a (40MHz BW 802.11ax(SU) – Ch. 110, MCS4)

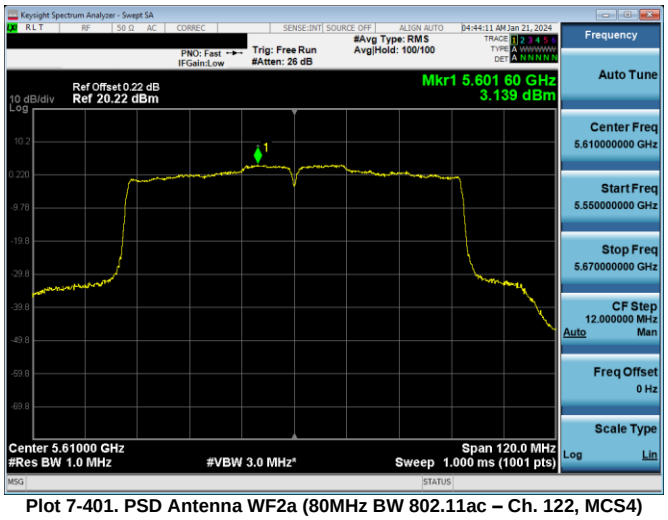

Plot 7-401. PSD Antenna WF2a (80MHz BW 802.11ac – Ch. 122, MCS4)

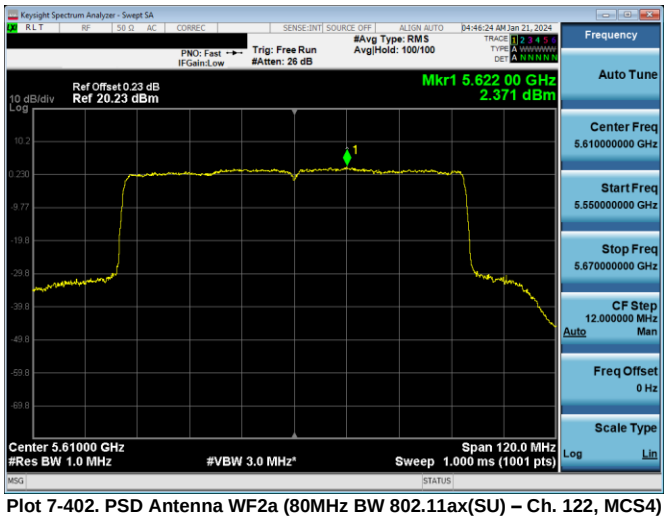

Plot 7-402. PSD Antenna WF2a (80MHz BW 802.11ax(SU) – Ch. 122, MCS4)

Unless otherwise specified, no part of this report may be reproduced or utilized in any part, form or by any means, electronic or mechanical, including photocopying and microfilm, without permission in writing from Element. If you have any questions about this or have an enquiry about obtaining additional rights to this report or assembly of contents thereof, please contact ct.info@element.com.

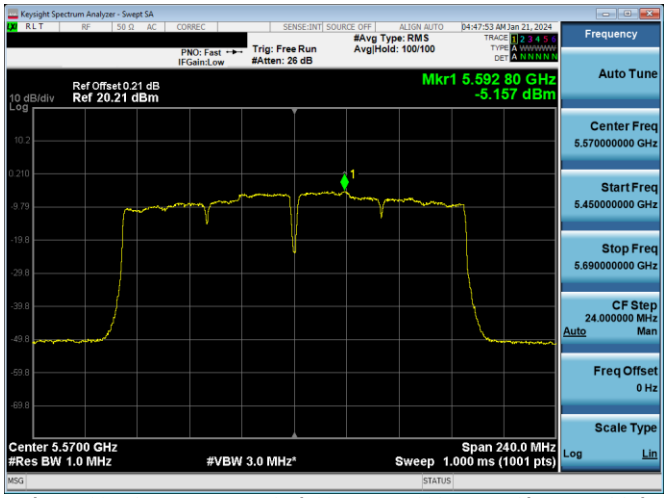

Plot 7-403. PSD Antenna WF2a (160MHz BW 802.11ac – Ch. 114, MCS4)

Plot 7-404. PSD Antenna WF2a (160MHz BW 802.11ax(SU) – Ch. 114, MCS4)

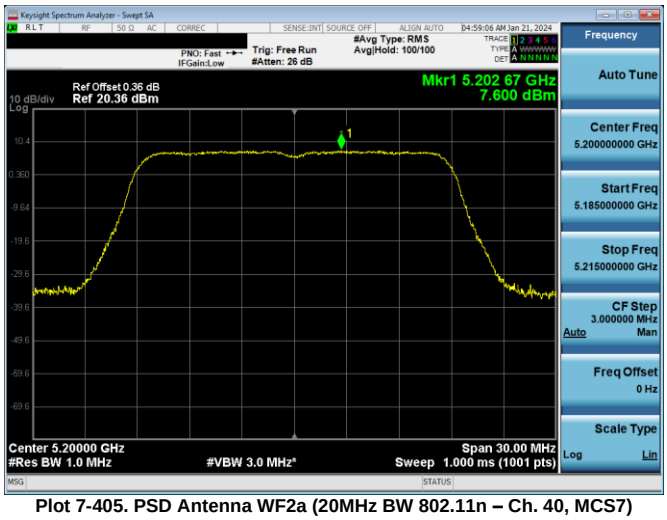

Plot 7-405. PSD Antenna WF2a (20MHz BW 802.11n – Ch. 40, MCS7)

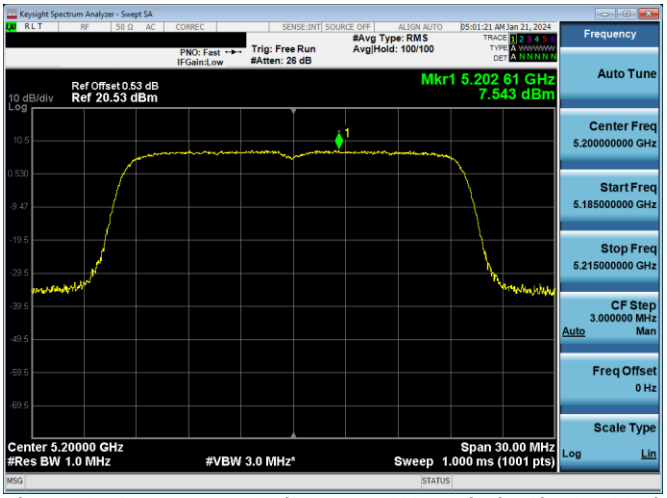

Plot 7-406. PSD Antenna WF2a (20MHz BW 802.11ax(SU) – Ch. 40, MCS11)

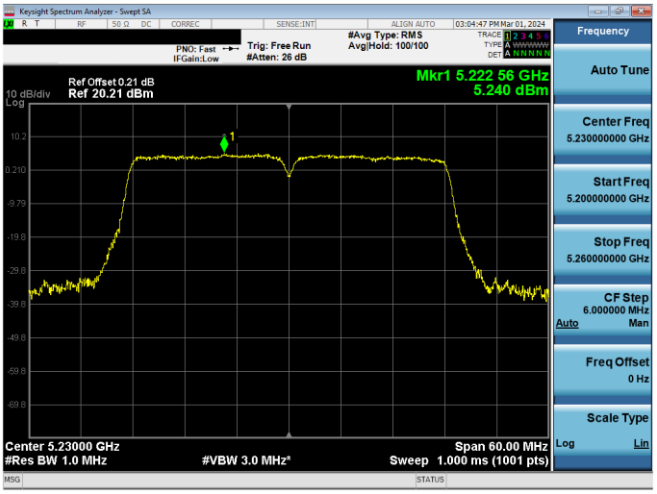

Plot 7-407. PSD Antenna WF2a (40MHz BW 802.11n – Ch. 46, MCS7)

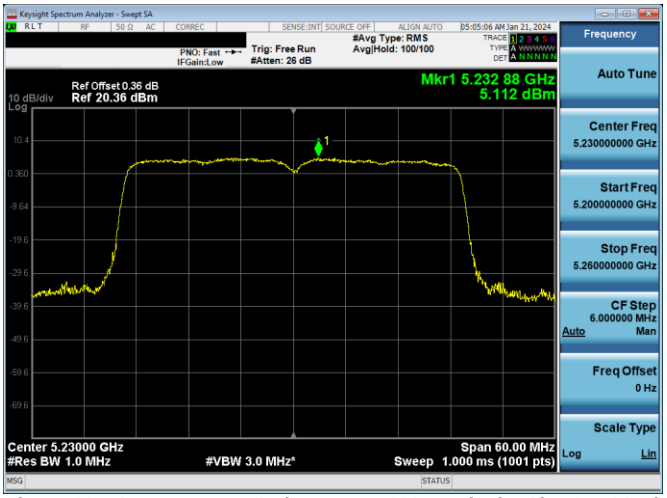

Plot 7-408. PSD Antenna WF2a (40MHz BW 802.11ax(SU) – Ch. 46, MCS11)

Unless otherwise specified, no part of this report may be reproduced or utilized in any part, form or by any means, electronic or mechanical, including photocopying and microfilm, without permission in writing from Element. If you have any questions about this or have an enquiry about obtaining additional rights to this report or assembly of contents thereof, please contact ct.info@element.com.

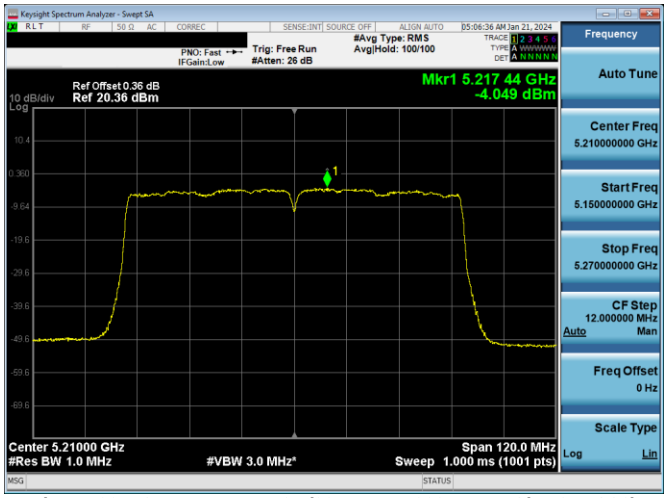

Plot 7-409. PSD Antenna WF2a (80MHz BW 802.11ac – Ch. 42, MCS9)

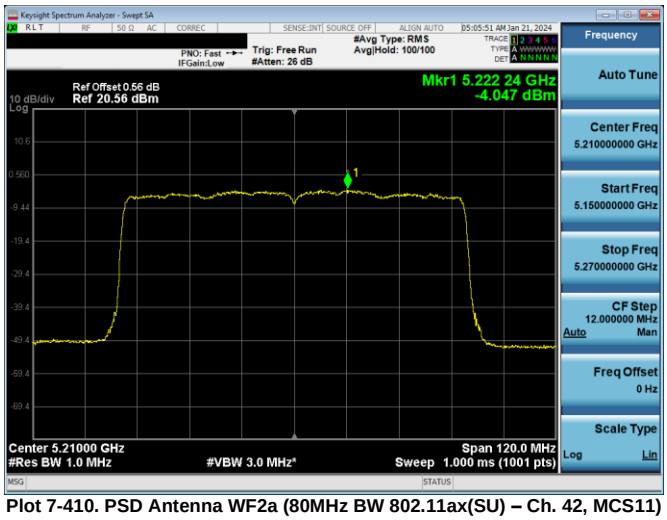

Plot 7-410. PSD Antenna WF2a (80MHz BW 802.11ax(SU) – Ch. 42, MCS11)

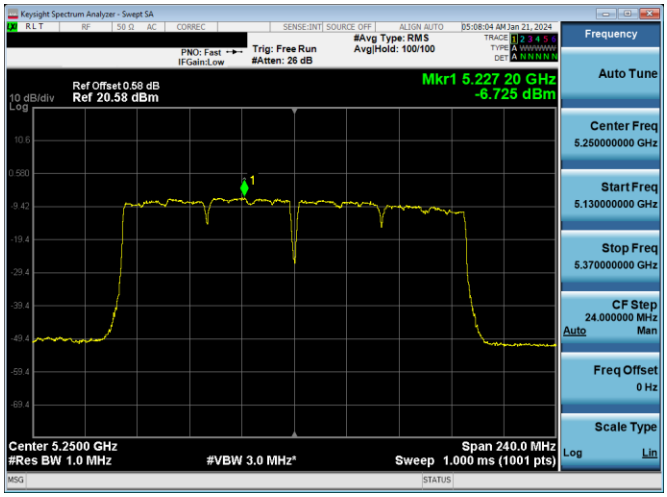

Plot 7-411. PSD Antenna WF2a (160MHz BW 802.11ac – Ch. 50, MCS9)

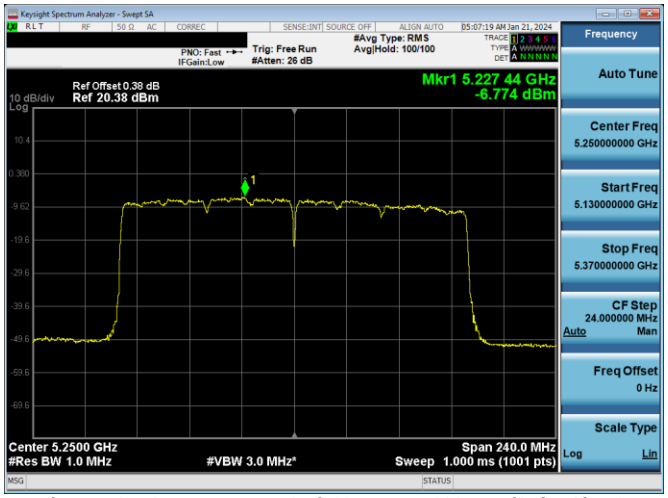

Plot 7-412. PSD Antenna WF2a (160MHz BW 802.11ax(SU) – Ch. 50, MCS11)

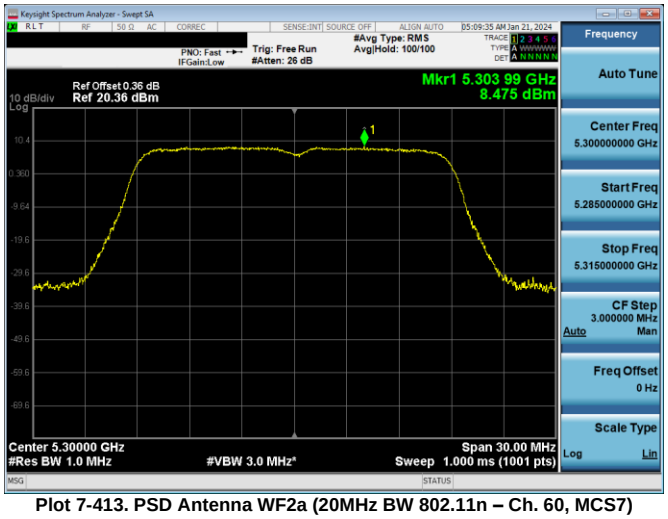

Plot 7-413. PSD Antenna WF2a (20MHz BW 802.11n – Ch. 60, MCS7)

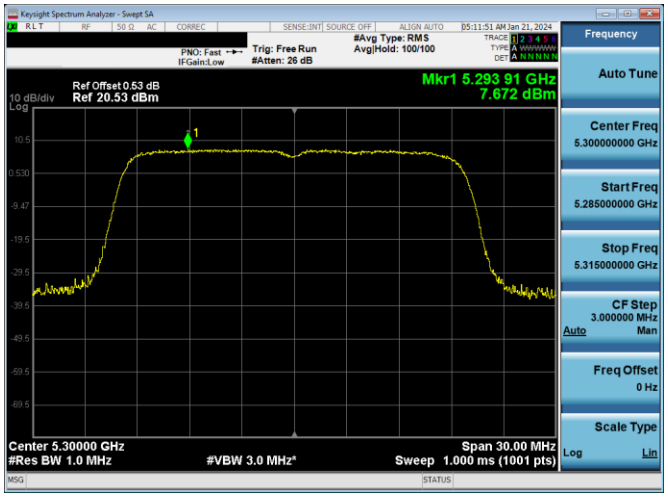

Plot 7-414. PSD Antenna WF2a (20MHz BW 802.11ax(SU) – Ch. 60, MCS11)

Unless otherwise specified, no part of this report may be reproduced or utilized in any part, form or by any means, electronic or mechanical, including photocopying and microfilm, without permission in writing from Element. If you have any questions about this or have an enquiry about obtaining additional rights to this report or assembly of contents thereof, please contact ct.info@element.com.

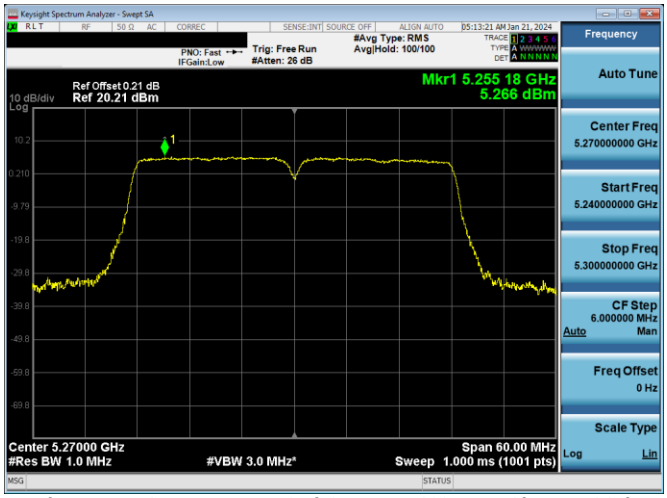

Plot 7-415. PSD Antenna WF2a (40MHz BW 802.11n – Ch. 54, MCS7)

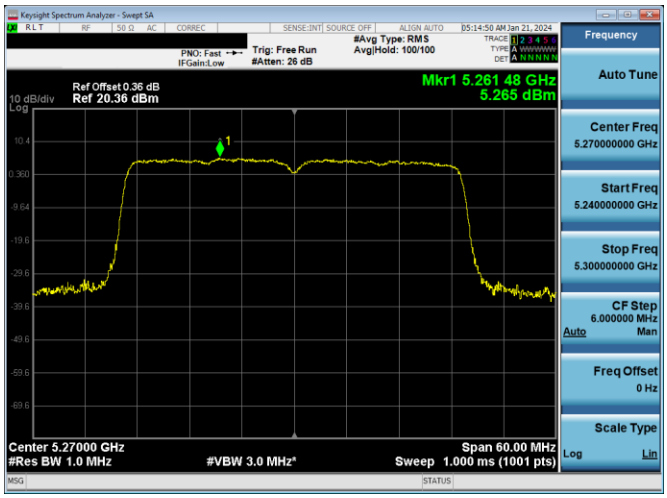

Plot 7-416. PSD Antenna WF2a (40MHz BW 802.11ax(SU) – Ch. 54, MCS11)

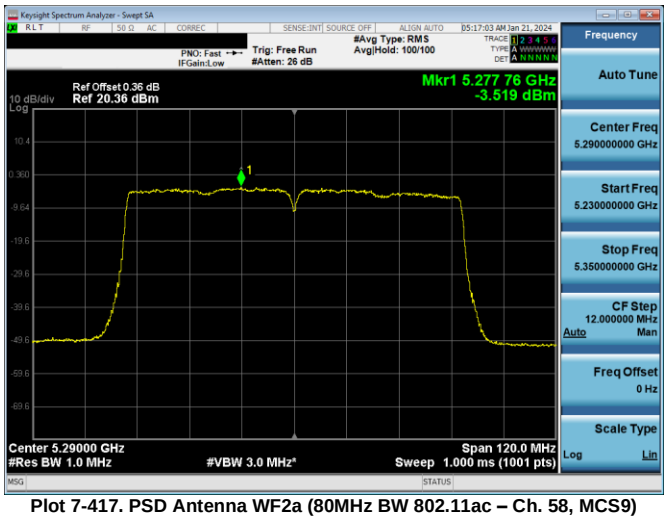

Plot 7-417. PSD Antenna WF2a (80MHz BW 802.11ac – Ch. 58, MCS9)

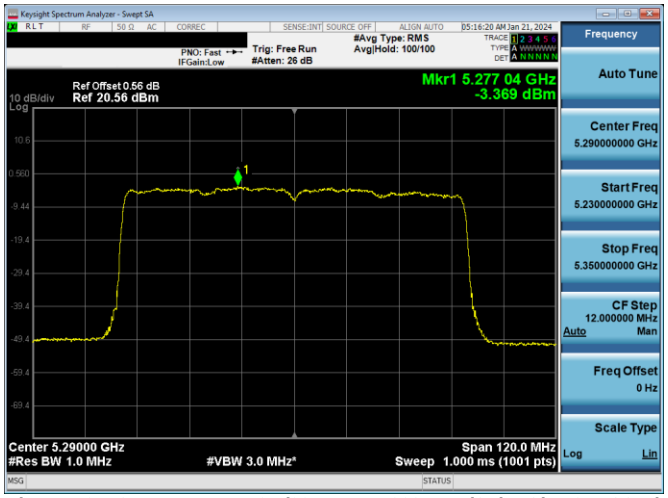

Plot 7-418. PSD Antenna WF2a (80MHz BW 802.11ax(SU) – Ch. 58, MCS11)

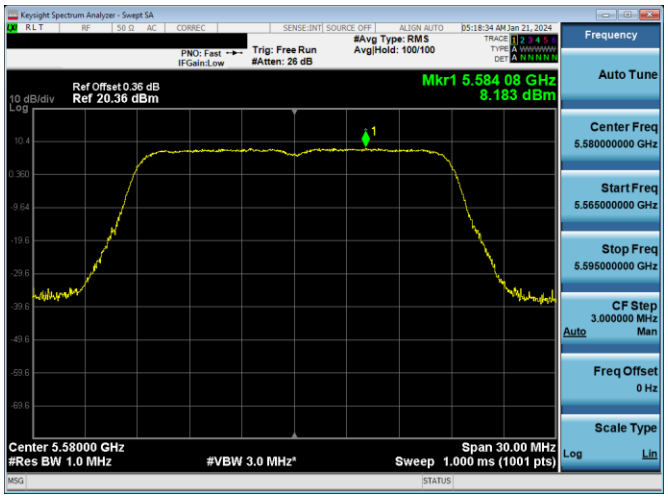

Plot 7-419. PSD Antenna WF2a (20MHz BW 802.11n – Ch. 116, MCS7)

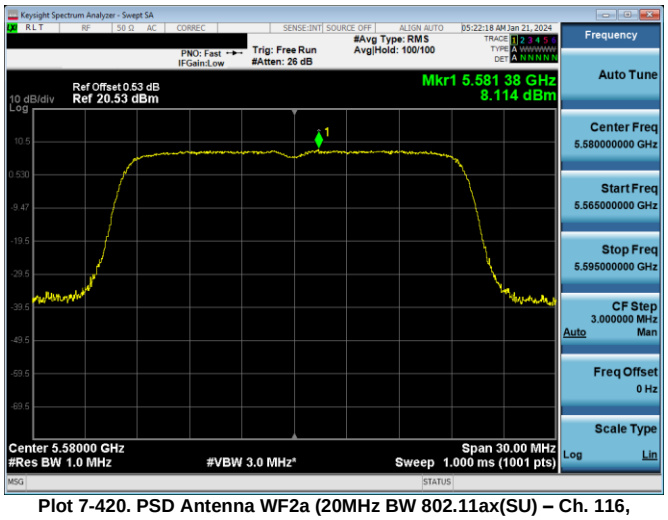

Plot 7-420. PSD Antenna WF2a (20MHz BW 802.11ax(SU) – Ch. 116, MCS11)

Unless otherwise specified, no part of this report may be reproduced or utilized in any part, form or by any means, electronic or mechanical, including photocopying and microfilm, without permission in writing from Element. If you have any questions about this or have an enquiry about obtaining additional rights to this report or assembly of contents thereof, please contact ct.info@element.com.

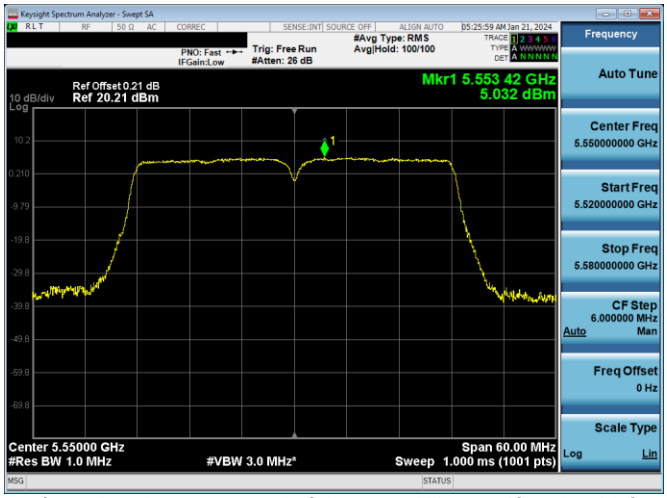

Plot 7-421. PSD Antenna WF2a (40MHz BW 802.11n – Ch. 110, MCS7)

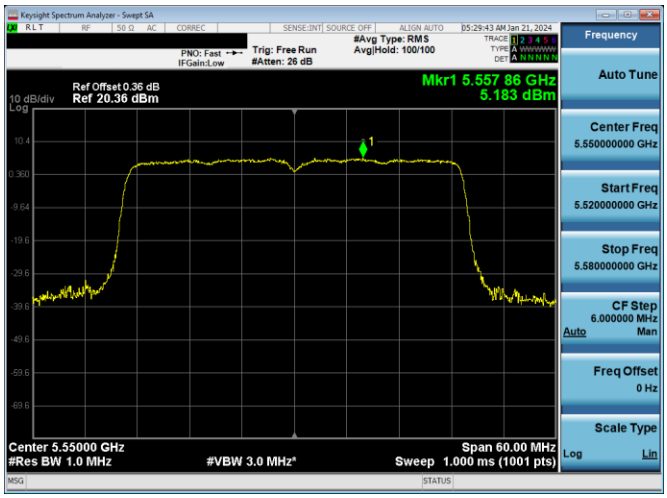

Plot 7-422. PSD Antenna WF2a (40MHz BW 802.11ax(SU) – Ch. 110, MCS11)

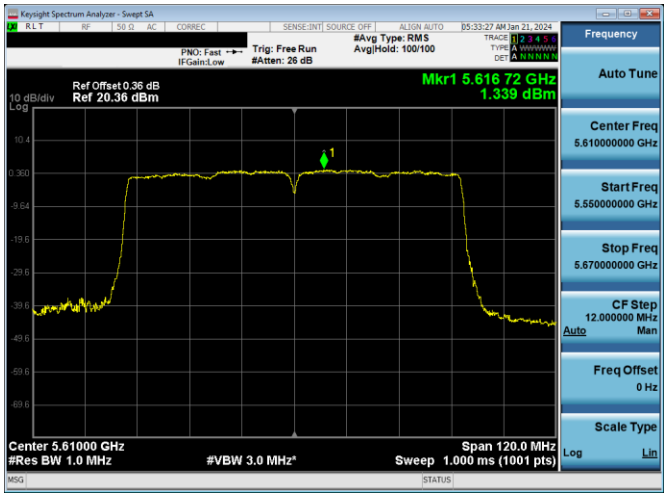

Plot 7-423. PSD Antenna WF2a (80MHz BW 802.11ac – Ch. 122, MCS9)

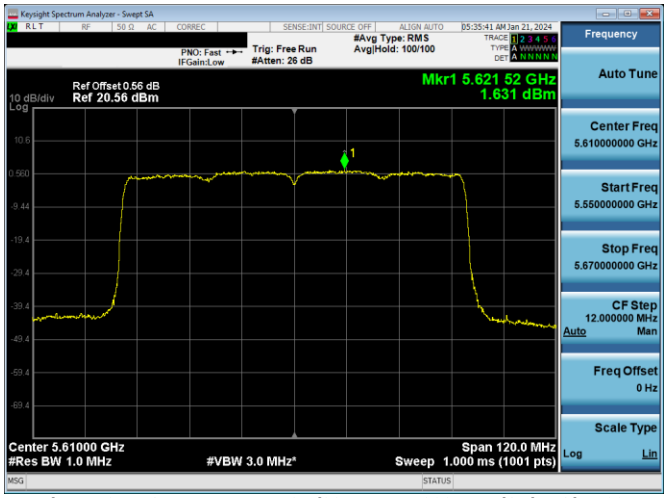

Plot 7-424. PSD Antenna WF2a (80MHz BW 802.11ax(SU) – Ch. 122, MCS11)

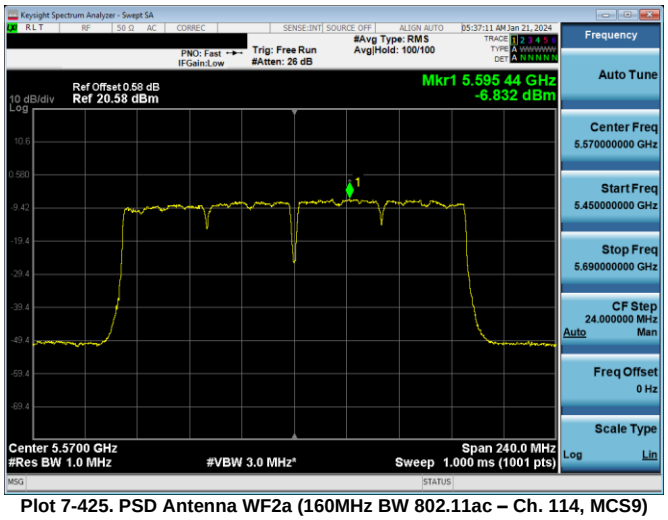

Plot 7-425. PSD Antenna WF2a (160MHz BW 802.11ac – Ch. 114, MCS9)

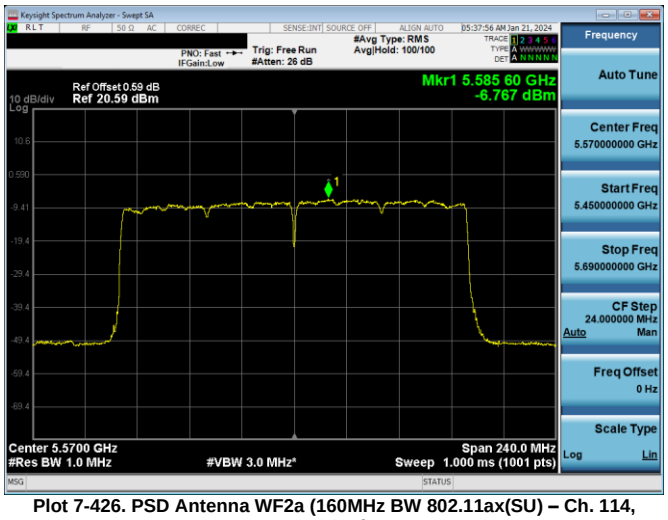

Plot 7-426. PSD Antenna WF2a (160MHz BW 802.11ax(SU) – Ch. 114, MCS11)

Unless otherwise specified, no part of this report may be reproduced or utilized in any part, form or by any means, electronic or mechanical, including photocopying and microfilm, without permission in writing from Element. If you have any questions about this or have an enquiry about obtaining additional rights to this report or assembly of contents thereof, please contact ct.info@element.com.

	Frequency [MHz]	Channel	802.11 MODE	Data Rate [Mbps]	Measured Power Density [dBm/500kHz]	Max Permissible Power Density [dBm/500kHz]	Margin [dB]
Band 3	5745	149	n (20MHz)	19.5/21.7 (MCS2)	6.33	30.0	-23.67
	5785	157	n (20MHz)	19.5/21.7 (MCS2)	6.08	30.0	-23.92
	5825	165	n (20MHz)	19.5/21.7 (MCS2)	5.99	30.0	-24.01
	5745	149	ax (SU) (20MHz)	24/25.8 (MCS2)	4.73	30.0	-25.27
	5785	157	ax (SU) (20MHz)	24/25.8 (MCS2)	4.68	30.0	-25.32
	5825	165	ax (SU) (20MHz)	24/25.8 (MCS2)	4.61	30.0	-25.39
	5755	151	n (40MHz)	40/40.5 (MCS2)	3.71	30.0	-26.29
	5795	159	n (40MHz)	40/40.5 (MCS2)	2.44	30.0	-27.56
	5755	151	ax (SU) (40MHz)	49/51.6 (MCS2)	1.85	30.0	-28.15
	5795	159	ax (SU) (40MHz)	49/51.6 (MCS2)	1.59	30.0	-28.41
	5775	155	ac (80MHz)	87.8/97.5 (MCS2)	-0.58	30.0	-30.58
	5775	155	ax (SU) (80MHz)	102/108.1 (MCS2)	-2.47	30.0	-32.47

Table 7-212. Band 3 Power Spectral Density Measurements Antenna WF2a (Low Data Rate)

	Frequency [MHz]	Channel	802.11 MODE	Data Rate [Mbps]	Measured Power Density [dBm/500kHz]	Max Permissible Power Density [dBm/500kHz]	Margin [dB]
Band 3	5745	149	n (20MHz)	39/43.3 (MCS4)	6.40	30.0	-23.60
	5785	157	n (20MHz)	39/43.3 (MCS4)	5.39	30.0	-24.61
	5825	165	n (20MHz)	39/43.3 (MCS4)	6.29	30.0	-23.71
	5745	149	ax (SU) (20MHz)	49/51.6 (MCS4)	4.74	30.0	-25.26
	5785	157	ax (SU) (20MHz)	49/51.6 (MCS4)	4.60	30.0	-25.41
	5825	165	ax (SU) (20MHz)	49/51.6 (MCS4)	5.05	30.0	-24.95
	5755	151	n (40MHz)	81/90 (MCS4)	3.41	30.0	-26.60
	5795	159	n (40MHz)	81/90 (MCS4)	2.99	30.0	-27.01
	5755	151	ax (SU) (40MHz)	98/103.2 (MCS4)	1.90	30.0	-28.10
	5795	159	ax (SU) (40MHz)	98/103.2 (MCS4)	1.56	30.0	-28.44
	5775	155	ac (80MHz)	175.5/195 (MCS4)	-0.54	30.0	-30.54
	5775	155	ax (SU) (80MHz)	204/216.2 (MCS4)	-3.08	30.0	-33.08

Table 7-213. Band 3 Power Spectral Density Measurements Antenna WF2a (Mid Data Rate)

	Frequency [MHz]	Channel	802.11 MODE	Data Rate [Mbps]	Measured Power Density [dBm/500kHz]	Max Permissible Power Density [dBm/500kHz]	Margin [dB]
Band 3	5745	149	n (20MHz)	65/72.2 (MCS7)	5.35	30.0	-24.65
	5785	157	n (20MHz)	65/72.2 (MCS7)	4.69	30.0	-25.31
	5825	165	n (20MHz)	65/72.2 (MCS7)	5.28	30.0	-24.72
	5745	149	ax (SU) (20MHz)	135/143.4 (MCS11)	4.79	30.0	-25.21
	5785	157	ax (SU) (20MHz)	135/143.4 (MCS11)	4.87	30.0	-25.13
	5825	165	ax (SU) (20MHz)	135/143.4 (MCS11)	5.26	30.0	-24.75
	5755	151	n (40MHz)	135/150 (MCS7)	2.77	30.0	-27.24
	5795	159	n (40MHz)	135/150 (MCS7)	2.22	30.0	-27.78
	5755	151	ax (SU) (40MHz)	271/286 (MCS11)	1.95	30.0	-28.05
	5795	159	ax (SU) (40MHz)	271/286 (MCS11)	1.89	30.0	-28.11
	5775	155	ac (80MHz)	390/433.3 (MCS9)	-2.47	30.0	-32.47
	5775	155	ax (SU) (80MHz)	567/600.5 (MCS11)	-2.83	30.0	-32.83

Table 7-214. Band 3 Power Spectral Density Measurements Antenna WF2a (High Data Rate)

Unless otherwise specified, no part of this report may be reproduced or utilized in any part, form or by any means, electronic or mechanical, including photocopying and microfilm, without permission in writing from Element. If you have any questions about this or have an enquiry about obtaining additional rights to this report or assembly of contents thereof, please contact ct.info@element.com.

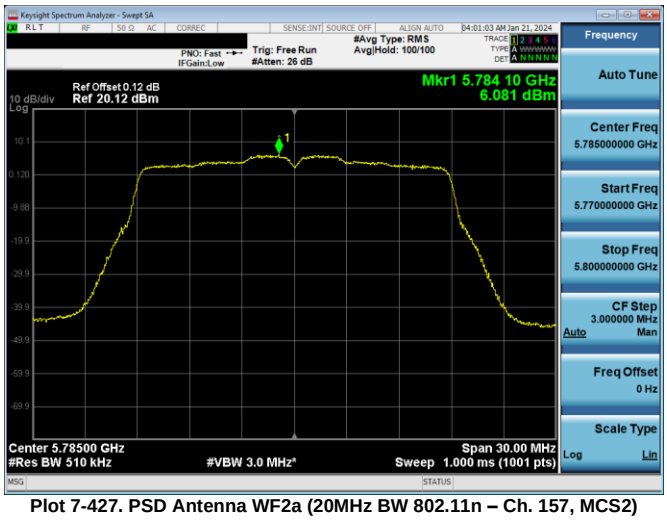

Plot 7-427. PSD Antenna WF2a (20MHz BW 802.11n – Ch. 157, MCS2)

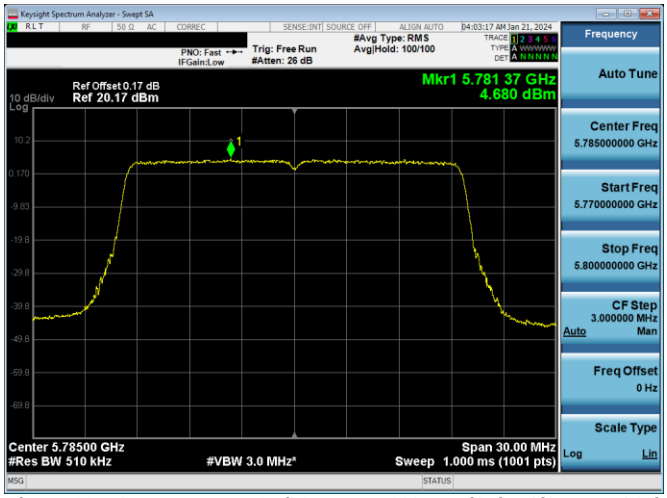

Plot 7-428. PSD Antenna WF2a (20MHz BW 802.11ax(SU) – Ch. 157, MCS2)

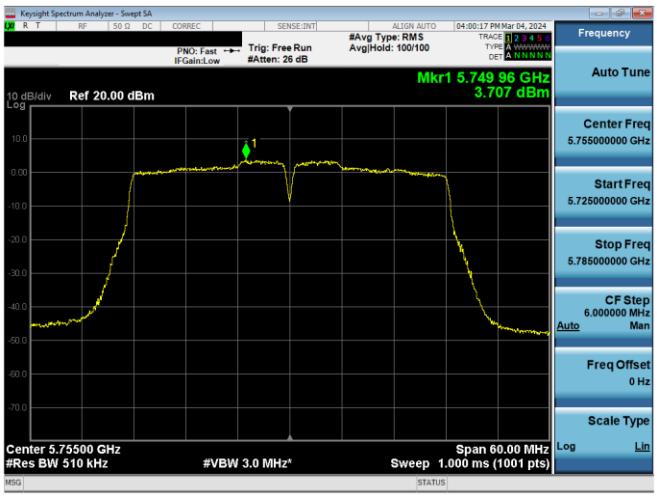

Plot 7-429. PSD Antenna WF2a (40MHz BW 802.11n – Ch. 151, MCS2)

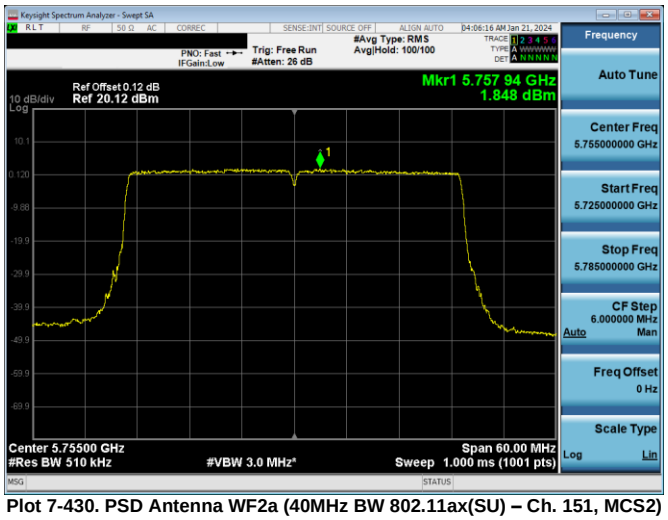

Plot 7-430. PSD Antenna WF2a (40MHz BW 802.11ax(SU) – Ch. 151, MCS2)

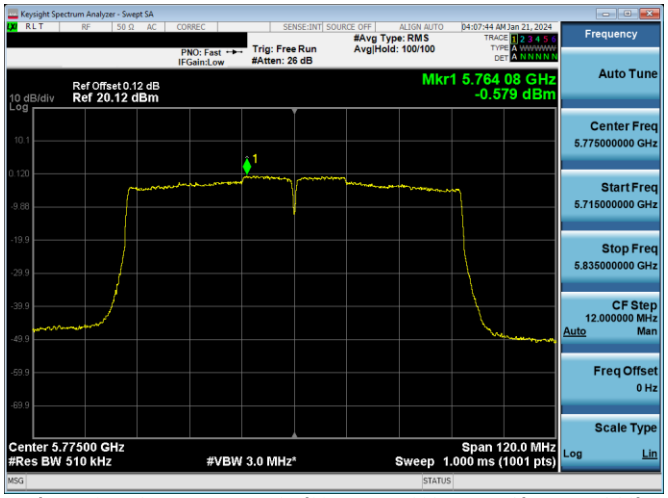

Plot 7-431. PSD Antenna WF2a (80MHz BW 802.11ac – Ch. 155, MCS2)

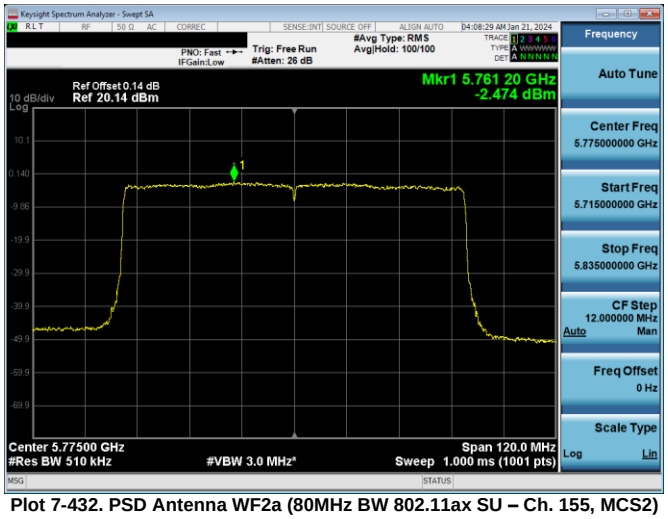

Plot 7-432. PSD Antenna WF2a (80MHz BW 802.11ax SU – Ch. 155, MCS2)

Unless otherwise specified, no part of this report may be reproduced or utilized in any part, form or by any means, electronic or mechanical, including photocopying and microfilm, without permission in writing from Element. If you have any questions about this or have an enquiry about obtaining additional rights to this report or assembly of contents thereof, please contact ct.info@element.com.

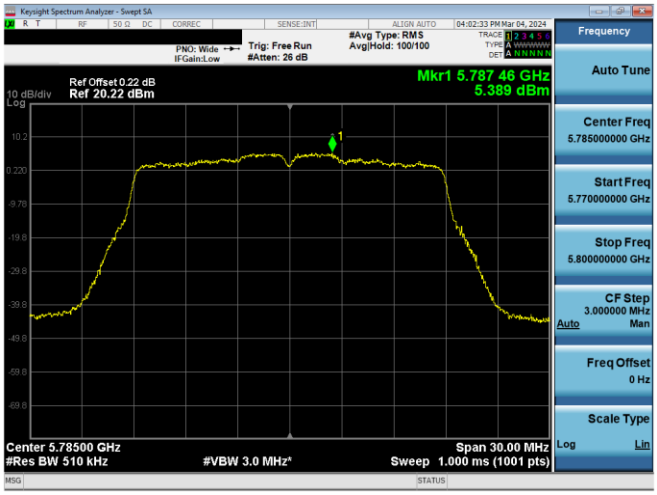

Plot 7-433. PSD Antenna WF2a (20MHz BW 802.11n – Ch. 157, MCS4)

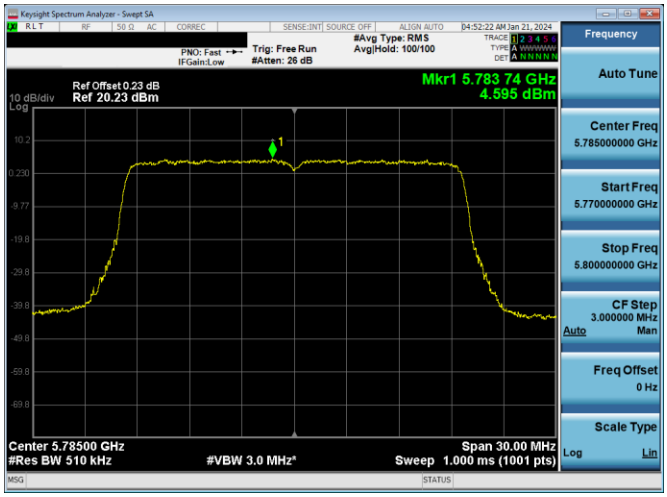

Plot 7-434. PSD Antenna WF2a (20MHz BW 802.11ax(SU) – Ch. 157, MCS4)

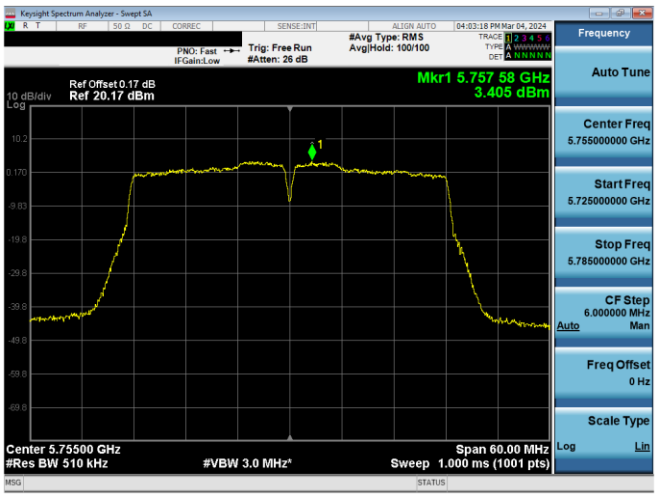

Plot 7-435. PSD Antenna WF2a (40MHz BW 802.11n – Ch. 151, MCS4)

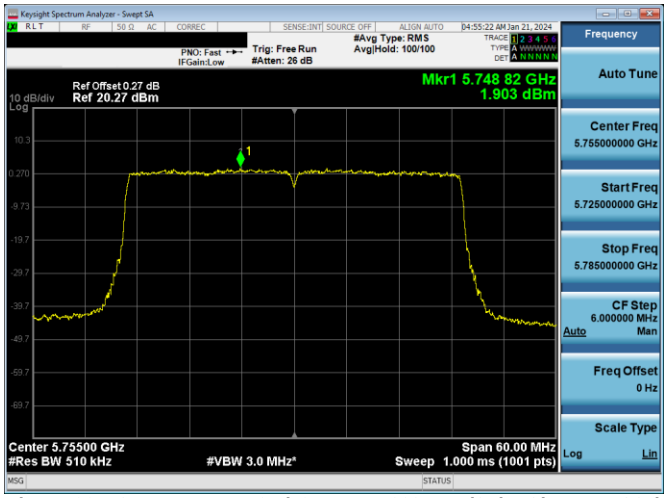

Plot 7-436. PSD Antenna WF2a (40MHz BW 802.11ax(SU) – Ch. 151, MCS4)

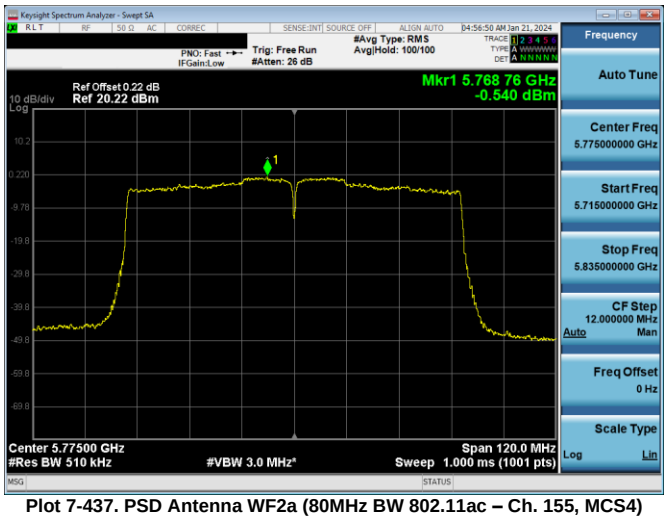

Plot 7-437. PSD Antenna WF2a (80MHz BW 802.11ac – Ch. 155, MCS4)

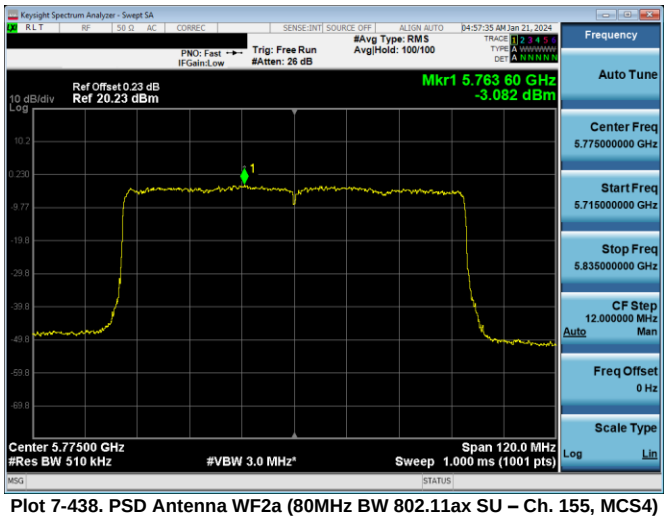

Plot 7-438. PSD Antenna WF2a (80MHz BW 802.11ax SU – Ch. 155, MCS4)

Unless otherwise specified, no part of this report may be reproduced or utilized in any part, form or by any means, electronic or mechanical, including photocopying and microfilm, without permission in writing from Element. If you have any questions about this or have an enquiry about obtaining additional rights to this report or assembly of contents thereof, please contact ct.info@element.com.

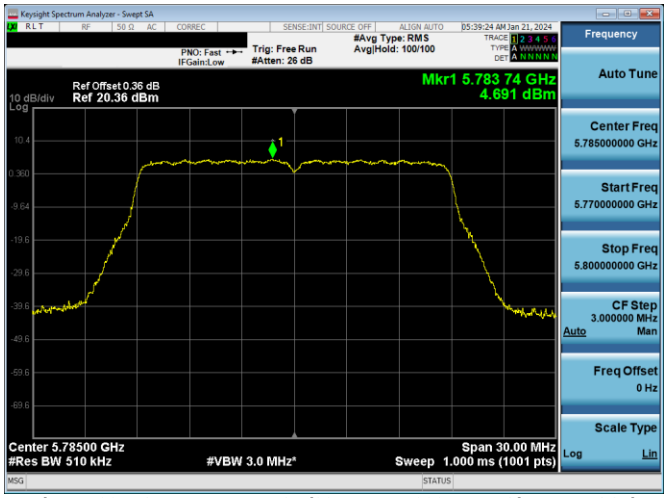

Plot 7-439. PSD Antenna WF2a (20MHz BW 802.11n – Ch. 157, MCS7)

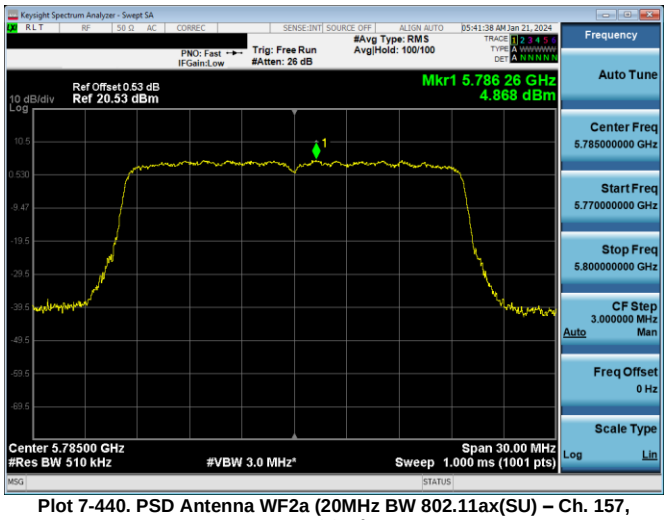

Plot 7-440. PSD Antenna WF2a (20MHz BW 802.11ax(SU) – Ch. 157, MCS11)

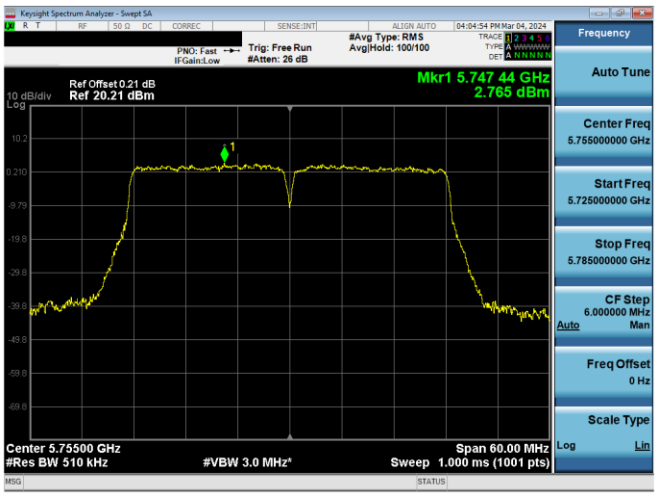

Plot 7-441. PSD Antenna WF2a (40MHz BW 802.11n – Ch. 151, MCS7)

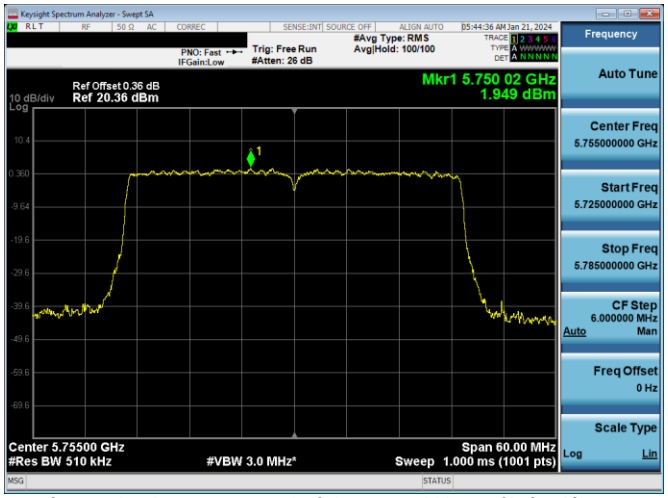

Plot 7-442. PSD Antenna WF2a (40MHz BW 802.11ax(SU) – Ch. 151, MCS11)

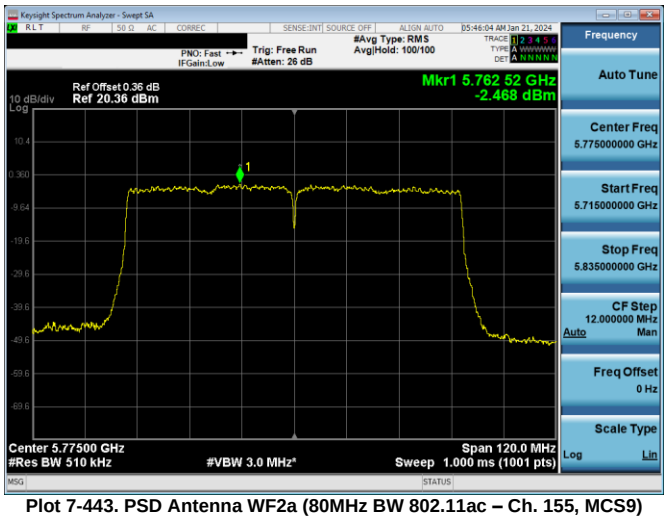

Plot 7-443. PSD Antenna WF2a (80MHz BW 802.11ac – Ch. 155, MCS9)

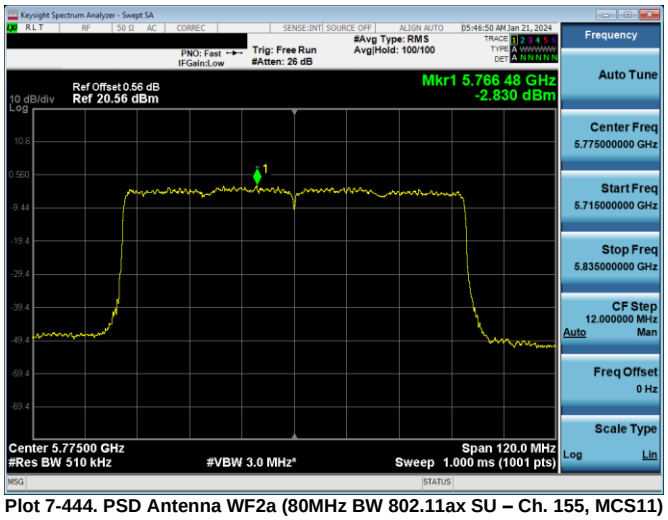

Plot 7-444. PSD Antenna WF2a (80MHz BW 802.11ax SU – Ch. 155, MCS11)

Unless otherwise specified, no part of this report may be reproduced or utilized in any part, form or by any means, electronic or mechanical, including photocopying and microfilm, without permission in writing from Element. If you have any questions about this or have an enquiry about obtaining additional rights to this report or assembly of contents thereof, please contact ct.info@element.com.

	Frequency [MHz]	Channel No.	802.11 MODE	Data Rate [Mbps]	Measured Power Density [dBm/MHz]	Antenna Gain [dBi]	e.i.r.p. Power Density [dBm/MHz]	ISED Max e.i.r.p. Power Density [dBm/MHz]	Margin [dB]
Band 1	5180	36	n (20MHz)	19.5/21.7 (MCS2)	7.22	0.00	7.22	10.0	-2.78
	5200	40	n (20MHz)	19.5/21.7 (MCS2)	7.17	0.00	7.17	10.0	-2.84
	5240	48	n (20MHz)	19.5/21.7 (MCS2)	7.42	0.00	7.42	10.0	-2.58
	5180	36	ax (SU) (20MHz)	24/25.8 (MCS2)	5.85	0.00	5.85	10.0	-4.15
	5200	40	ax (SU) (20MHz)	24/25.8 (MCS2)	5.47	0.00	5.47	10.0	-4.53
	5240	48	ax (SU) (20MHz)	24/25.8 (MCS2)	6.01	0.00	6.01	10.0	-3.99
	5190	38	n (40MHz)	40/40.5 (MCS2)	3.19	0.00	3.19	10.0	-6.81
	5230	46	n (40MHz)	40/40.5 (MCS2)	6.15	0.00	6.15	10.0	-3.85
	5190	38	ax (SU) (40MHz)	49/51.6 (MCS2)	-0.49	0.00	-0.49	10.0	-10.49
	5230	46	ax (SU) (40MHz)	49/51.6 (MCS2)	5.01	0.00	5.01	10.0	-4.99
	5210	42	ac (80MHz)	87.8/97.5 (MCS2)	-1.93	0.00	-1.93	10.0	-11.93
	5210	42	ax (SU) (80MHz)	102/108.1 (MCS2)	-3.55	0.00	-3.55	10.0	-13.55
Band 1/2	5250	50	ac (160MHz)	87.8/97.5 (MCS2)	-5.77	1.50	-4.27	10.0	-14.27
	5250	50	ax (SU) (160MHz)	102/108.1 (MCS2)	-6.55	1.50	-5.05	10.0	-15.05

Table 7-215. ISED Band 1 e.i.r.p. Power Spectral Density Measurements Antenna WF2a (Low Data Rate)

	Frequency [MHz]	Channel No.	802.11 MODE	Data Rate [Mbps]	Measured Power Density [dBm/MHz]	Antenna Gain [dBi]	e.i.r.p. Power Density [dBm/MHz]	ISED Max e.i.r.p. Power Density [dBm/MHz]	Margin [dB]
Band 1	5180	36	n (20MHz)	39/43.3 (MCS4)	7.43	0.00	7.43	10.0	-2.57
	5200	40	n (20MHz)	39/43.3 (MCS4)	7.07	0.00	7.07	10.0	-2.93
	5240	48	n (20MHz)	39/43.3 (MCS4)	7.69	0.00	7.69	10.0	-2.31
	5180	36	ax (SU) (20MHz)	49/51.6 (MCS4)	5.71	0.00	5.71	10.0	-4.29
	5200	40	ax (SU) (20MHz)	49/51.6 (MCS4)	5.60	0.00	5.60	10.0	-4.40
	5240	48	ax (SU) (20MHz)	49/51.6 (MCS4)	5.85	0.00	5.85	10.0	-4.15
	5190	38	n (40MHz)	81/90 (MCS4)	2.32	0.00	2.32	10.0	-7.68
	5230	46	n (40MHz)	81/90 (MCS4)	6.69	0.00	6.69	10.0	-3.31
	5190	38	ax (SU) (40MHz)	98/103.2 (MCS4)	-0.59	0.00	-0.59	10.0	-10.59
	5230	46	ax (SU) (40MHz)	98/103.2 (MCS4)	5.05	0.00	5.05	10.0	-4.95
	5210	42	ac (80MHz)	175.5/195 (MCS4)	-2.32	0.00	-2.32	10.0	-12.32
	5210	42	ax (SU) (80MHz)	204/216.2 (MCS4)	-3.39	0.00	-3.39	10.0	-13.39
Band 1/2	5250	50	ac (160MHz)	175.5/195 (MCS4)	-5.40	1.50	-3.90	10.0	-13.90
	5250	50	ax (SU) (160MHz)	204/216.2 (MCS4)	-6.68	1.50	-5.18	10.0	-15.18

Table 7-216. ISED Band 1 e.i.r.p. Power Spectral Density Measurements Antenna WF2a (Mid Data Rate)

	Frequency [MHz]	Channel No.	802.11 MODE	Data Rate [Mbps]	Measured Power Density [dBm/MHz]	Antenna Gain [dBi]	e.i.r.p. Power Density [dBm/MHz]	ISED Max e.i.r.p. Power Density [dBm/MHz]	Margin [dB]
Band 1	5180	36	n (20MHz)	65/72.2 (MCS7)	5.54	0.00	5.54	10.0	-4.47
	5200	40	n (20MHz)	65/72.2 (MCS7)	6.04	0.00	6.04	10.0	-3.96
	5240	48	n (20MHz)	65/72.2 (MCS7)	6.65	0.00	6.65	10.0	-3.35
	5180	36	ax (SU) (20MHz)	135/143.4 (MCS11)	5.29	0.00	5.29	10.0	-4.71
	5200	40	ax (SU) (20MHz)	135/143.4 (MCS11)	5.85	0.00	5.85	10.0	-4.15
	5240	48	ax (SU) (20MHz)	135/143.4 (MCS11)	6.08	0.00	6.08	10.0	-3.92
	5190	38	n (40MHz)	135/150 (MCS7)	0.09	0.00	0.09	10.0	-9.91
	5230	46	n (40MHz)	135/150 (MCS7)	5.50	0.00	5.50	10.0	-4.50
	5190	38	ax (SU) (40MHz)	271/286 (MCS11)	-0.75	0.00	-0.75	10.0	-10.75
	5230	46	ax (SU) (40MHz)	271/286 (MCS11)	5.05	0.00	5.05	10.0	-4.95
	5210	42	ac (80MHz)	390/433.3 (MCS9)	-3.69	0.00	-3.69	10.0	-13.69
	5210	42	ax (SU) (80MHz)	567/600.5 (MCS11)	-3.61	0.00	-3.61	10.0	-13.61
Band 1/2	5250	50	ac (160MHz)	390/433.3 (MCS9)	-6.87	1.50	-5.37	10.0	-15.37
	5250	50	ax (SU) (160MHz)	567/600.5 (MCS11)	-7.14	1.50	-5.64	10.0	-15.64

Table 7-217. ISED Band 1 e.i.r.p. Power Spectral Density Measurements Antenna WF2a (High Data Rate)

Unless otherwise specified, no part of this report may be reproduced or utilized in any part, form or by any means, electronic or mechanical, including photocopying and microfilm, without permission in writing from Element. If you have any questions about this or have an enquiry about obtaining additional rights to this report or assembly of contents thereof, please contact ct.info@element.com.

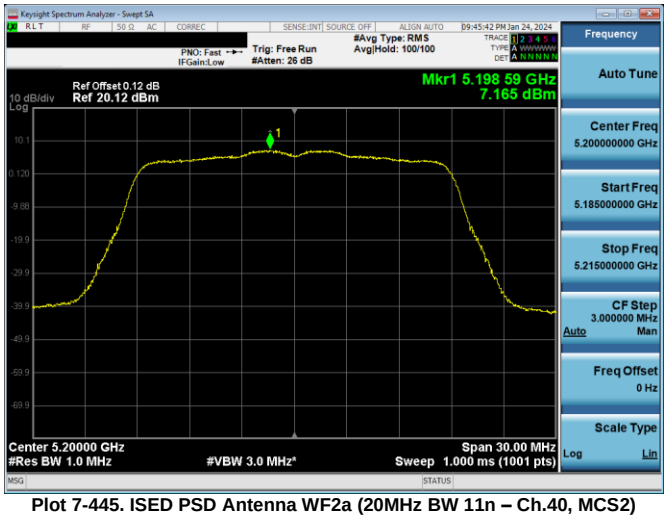

Plot 7-445. ISED PSD Antenna WF2a (20MHz BW 11n – Ch.40, MCS2)

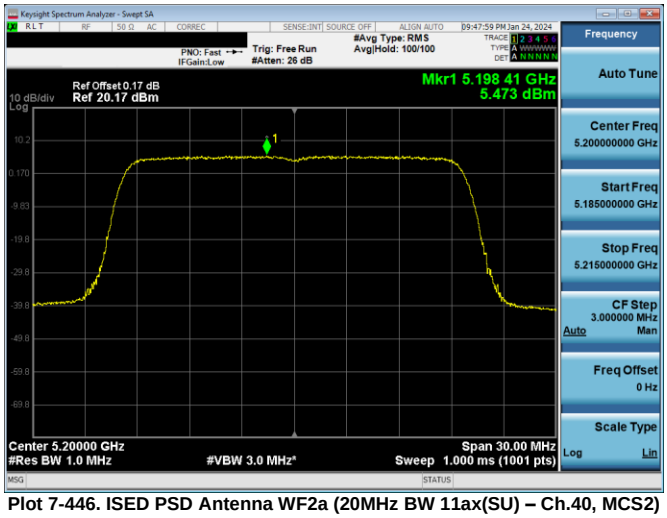

Plot 7-446. ISED PSD Antenna WF2a (20MHz BW 11ax(SU) – Ch.40, MCS2)

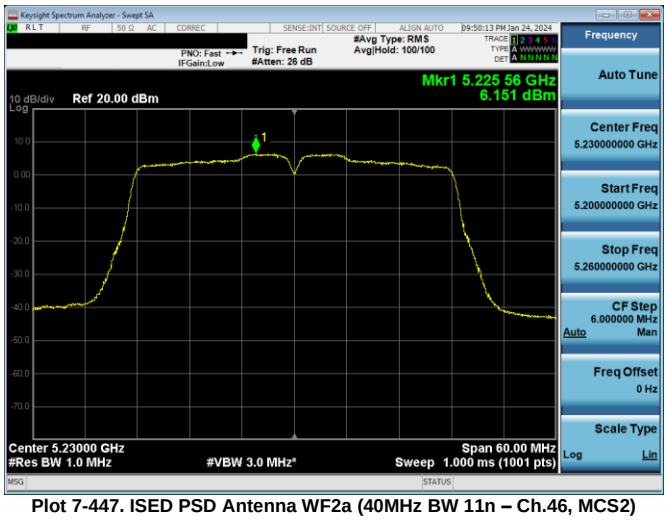

Plot 7-447. ISED PSD Antenna WF2a (40MHz BW 11n – Ch.46, MCS2)

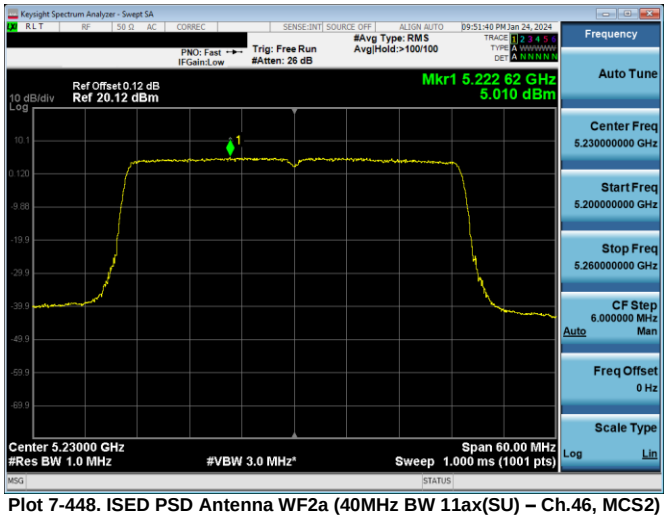

Plot 7-448. ISED PSD Antenna WF2a (40MHz BW 11ax(SU) – Ch.46, MCS2)

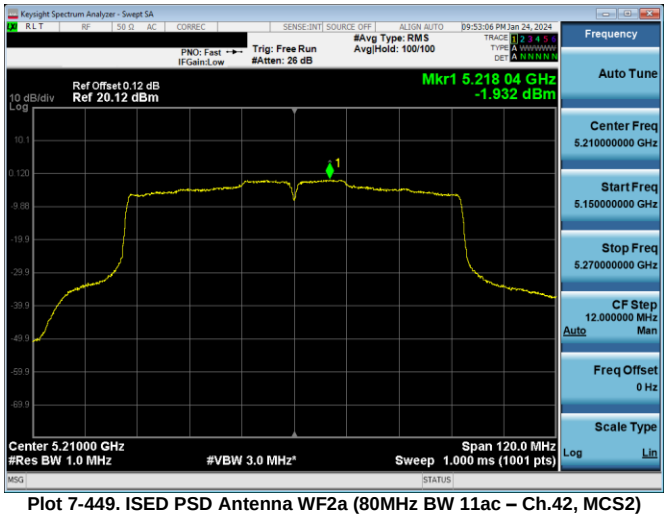

Plot 7-449. ISED PSD Antenna WF2a (80MHz BW 11ac – Ch.42, MCS2)

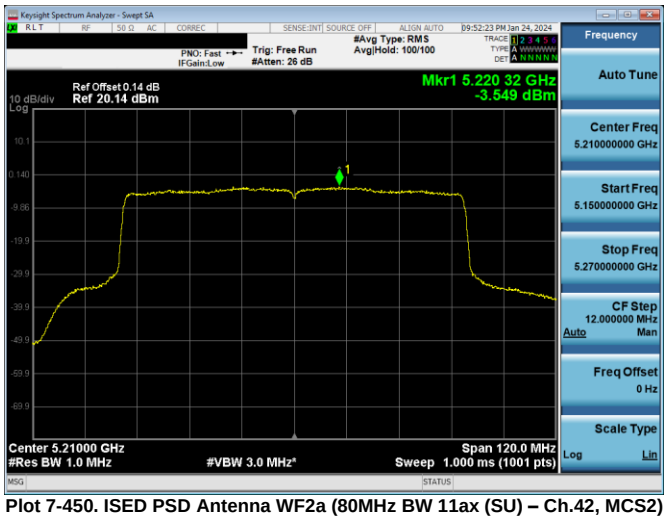

Plot 7-450. ISED PSD Antenna WF2a (80MHz BW 11ax (SU) – Ch.42, MCS2)

Unless otherwise specified, no part of this report may be reproduced or utilized in any part, form or by any means, electronic or mechanical, including photocopying and microfilm, without permission in writing from Element. If you have any questions about this or have an enquiry about obtaining additional rights to this report or assembly of contents thereof, please contact ct.info@element.com.