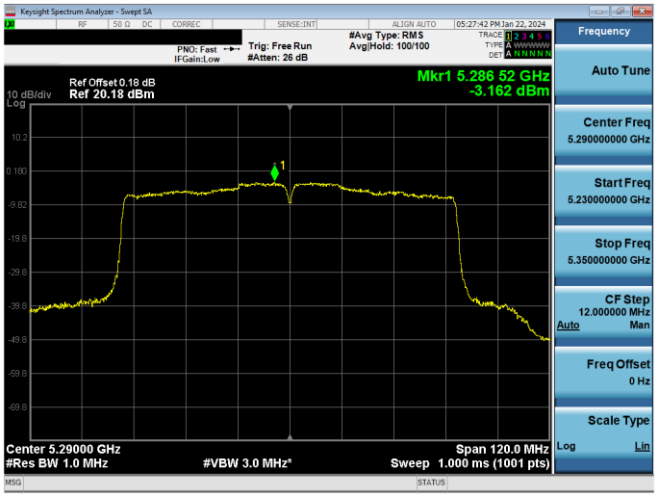

Plot 7-503. PSD Antenna 1b (80MHz BW 802.11ac – Ch. 58, MCS4)

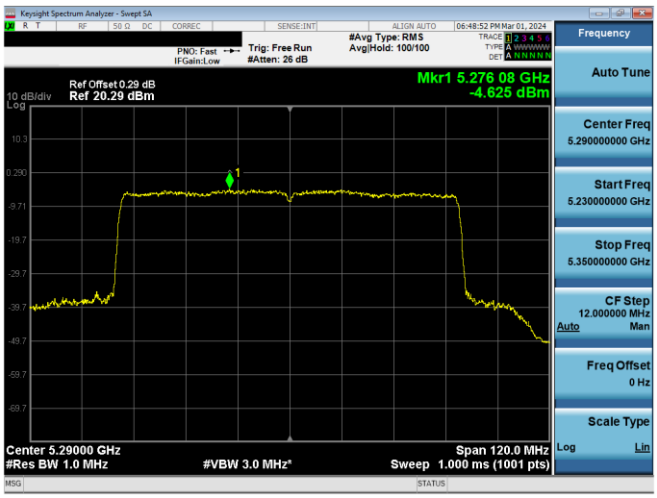

Plot 7-504. PSD Antenna 1b (80MHz BW 802.11ax(SU) – Ch. 58, MCS4)

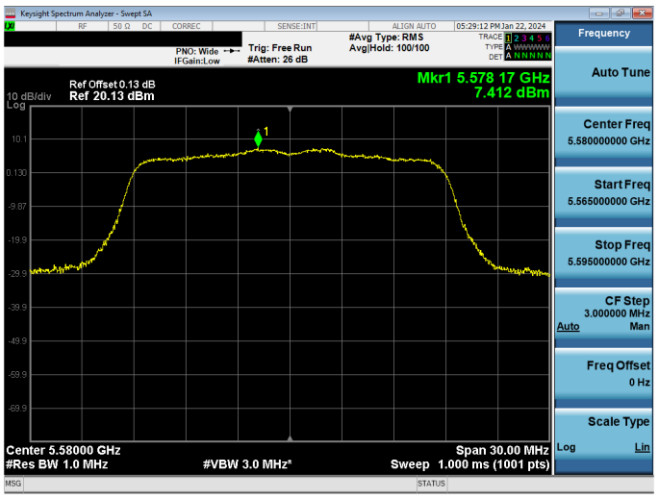

Plot 7-505. PSD Antenna 1b (20MHz BW 802.11n – Ch. 116, MCS4)

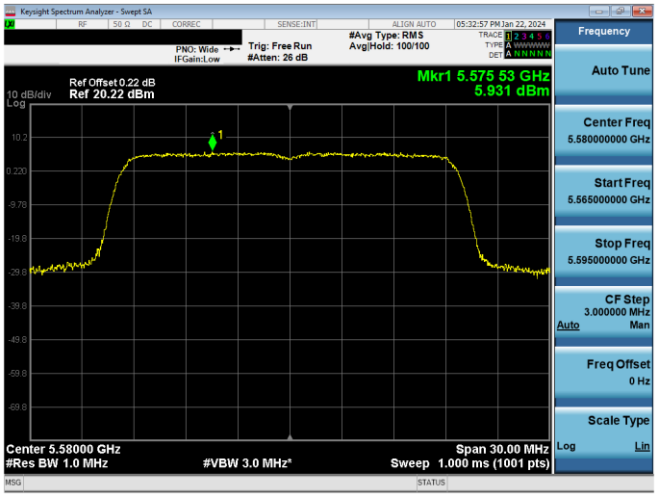

Plot 7-506. PSD Antenna 1b (20MHz BW 802.11ax(SU) – Ch. 116, MCS4)

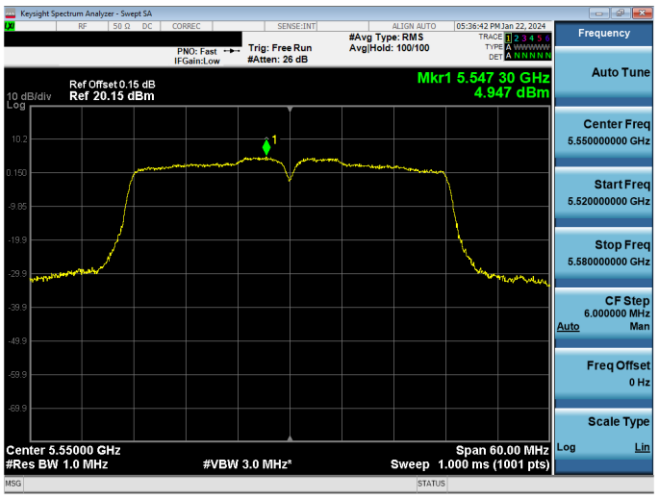

Plot 7-507. PSD Antenna 1b (40MHz BW 802.11n – Ch. 110, MCS4)

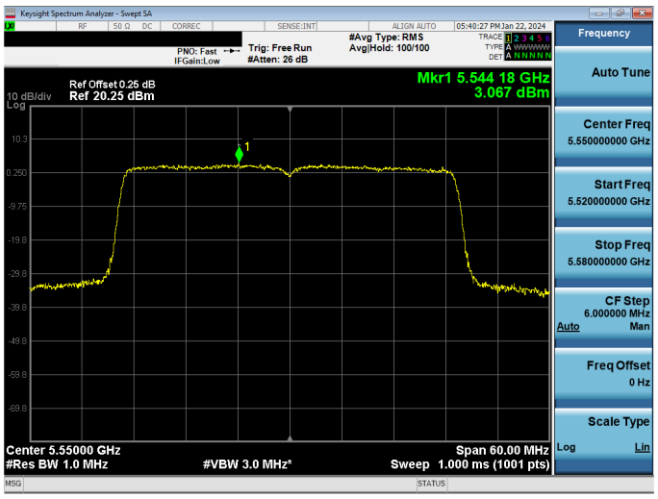

Plot 7-508. PSD Antenna 1b (40MHz BW 802.11ax(SU) – Ch. 110, MCS4)

Unless otherwise specified, no part of this report may be reproduced or utilized in any part, form or by any means, electronic or mechanical, including photocopying and microfilm, without permission in writing from Element Materials Technology. If you have any questions about this or have an enquiry about obtaining additional rights to this report or assembly of contents thereof, please contact ct.info@element.com.

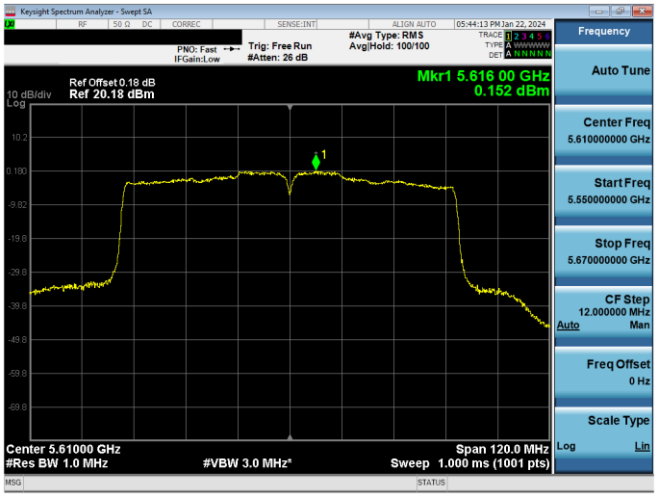

Plot 7-509. PSD Antenna 1b (80MHz BW 802.11ac – Ch. 122, MCS4)

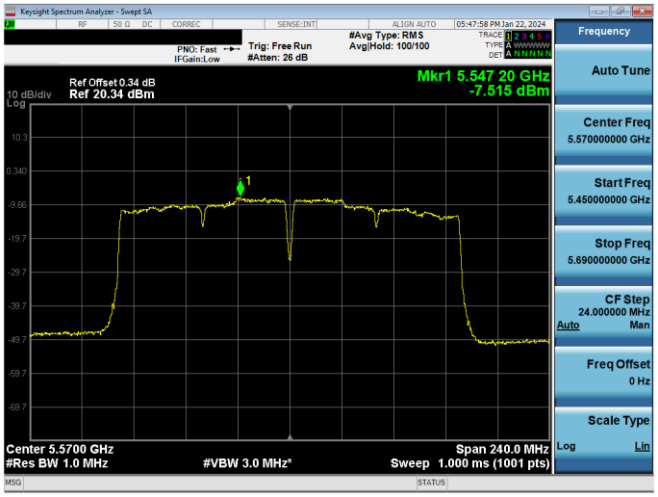

Plot 7-511. PSD Antenna 1b (160MHz BW 802.11ac – Ch. 114, MCS4)

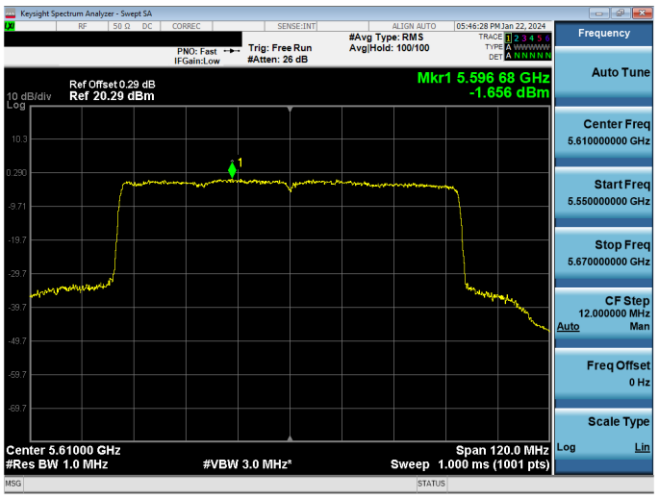

Plot 7-510. PSD Antenna 1b (80MHz BW 802.11ax(SU) – Ch. 122, MCS4)

Plot 7-512. PSD Antenna 1b (160MHz BW 802.11ax(SU) – Ch. 114, MCS4)

Unless otherwise specified, no part of this report may be reproduced or utilized in any part, form or by any means, electronic or mechanical, including photocopying and microfilm, without permission in writing from Element Materials Technology. If you have any questions about this or have an enquiry about obtaining additional rights to this report or assembly of contents thereof, please contact ct.info@element.com.

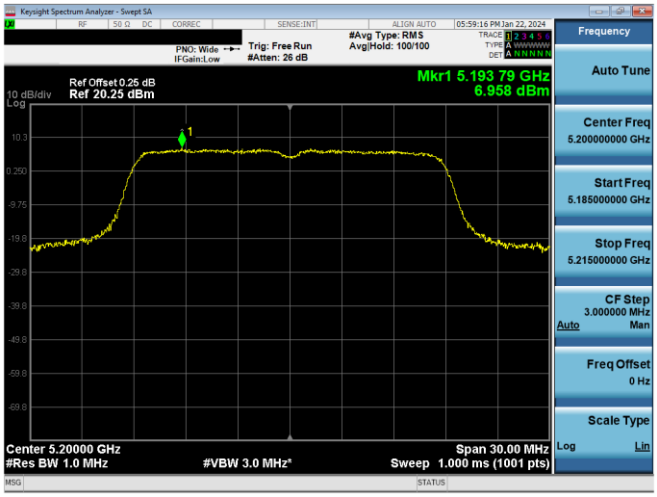

Plot 7-513. PSD Antenna 1b (20MHz BW 802.11n – Ch. 40, MCS7)

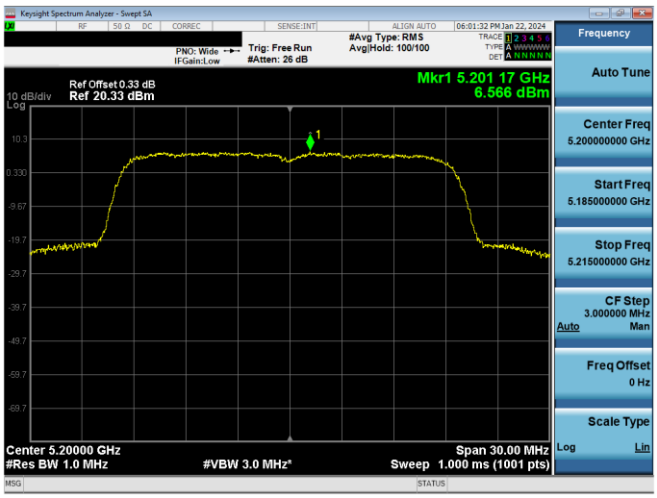

Plot 7-514. PSD Antenna 1b (20MHz BW 802.11ax(SU) – Ch. 40, MCS11)

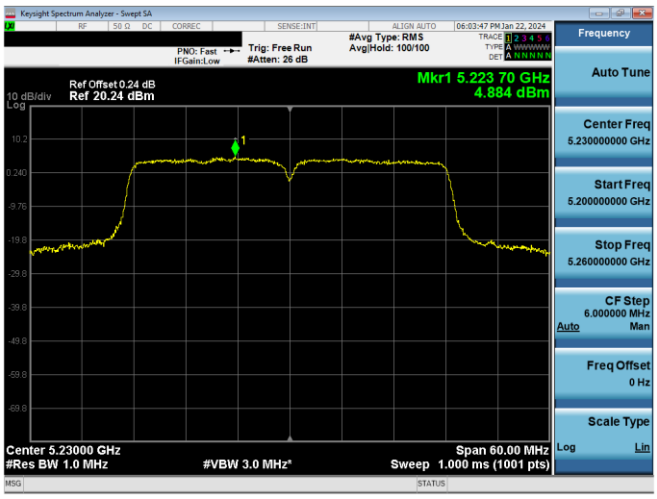

Plot 7-515. PSD Antenna 1b (40MHz BW 802.11n – Ch. 46, MCS7)

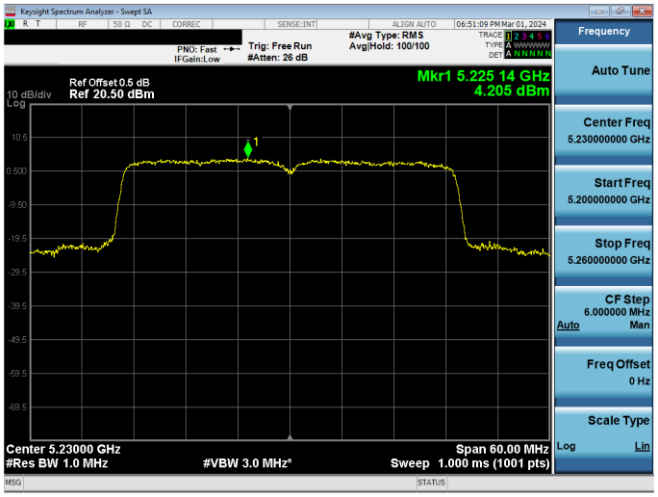

Plot 7-516. PSD Antenna 1b (40MHz BW 802.11ax(SU) – Ch. 46, MCS11)

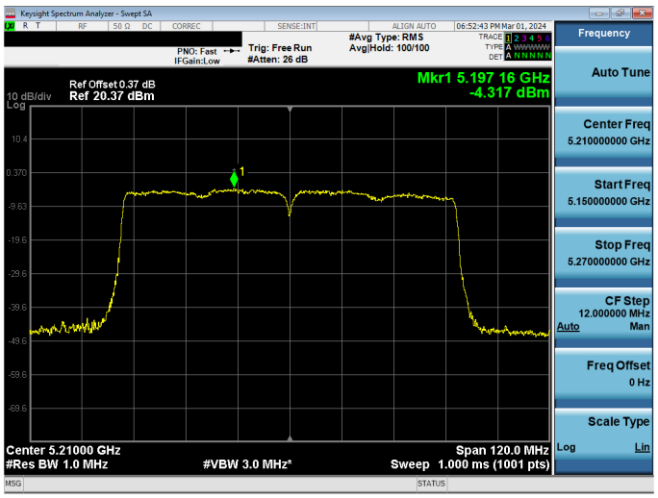

Plot 7-517. PSD Antenna 1b (80MHz BW 802.11ac – Ch. 42, MCS9)

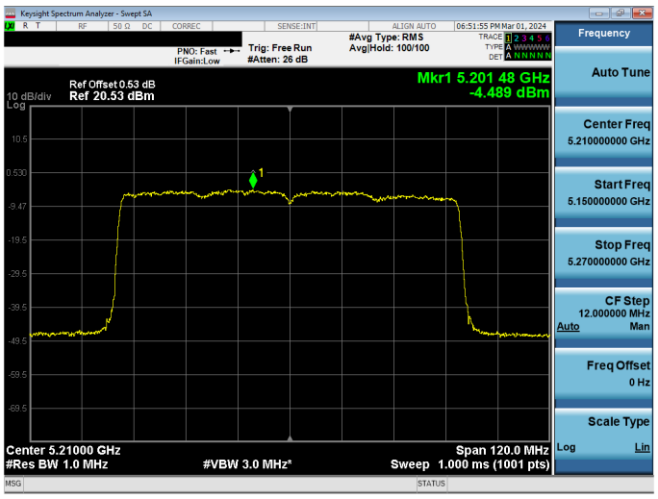

Plot 7-518. PSD Antenna 1b (80MHz BW 802.11ax(SU) – Ch. 42, MCS11)

Unless otherwise specified, no part of this report may be reproduced or utilized in any part, form or by any means, electronic or mechanical, including photocopying and microfilm, without permission in writing from Element Materials Technology. If you have any questions about this or have an enquiry about obtaining additional rights to this report or assembly of contents thereof, please contact ct.info@element.com.

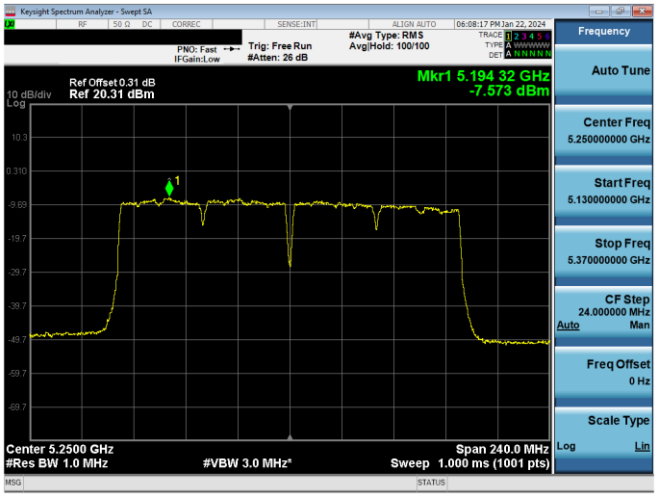

Plot 7-519. PSD Antenna 1b (160MHz BW 802.11ac – Ch. 50, MCS9)

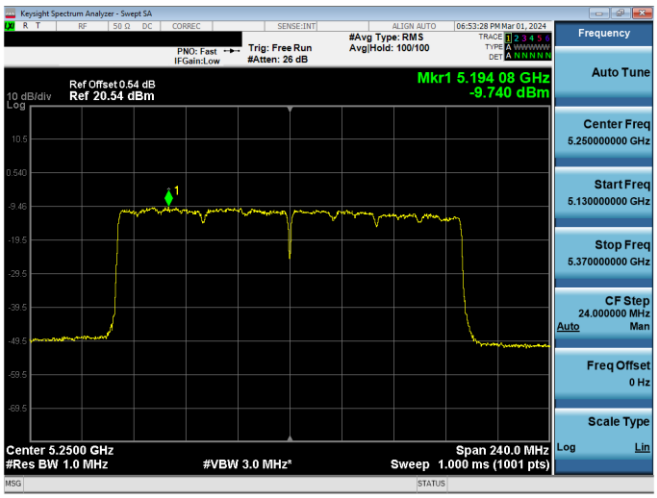

Plot 7-520. PSD Antenna 1b (160MHz BW 802.11ax(SU) – Ch. 50, MCS11)

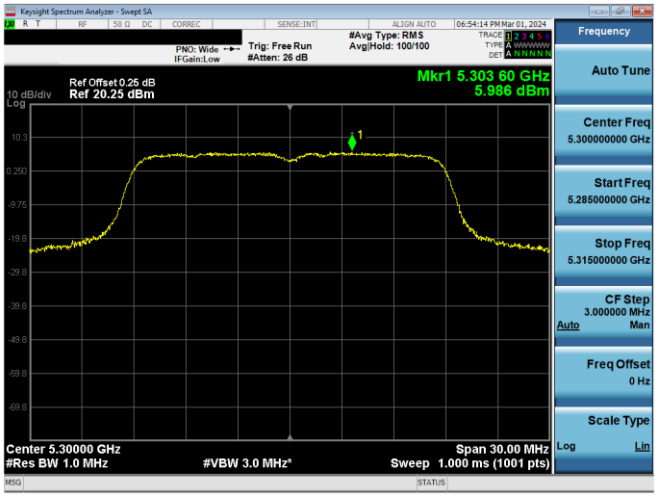

Plot 7-521. PSD Antenna 1b (20MHz BW 802.11n – Ch. 60, MCS7)

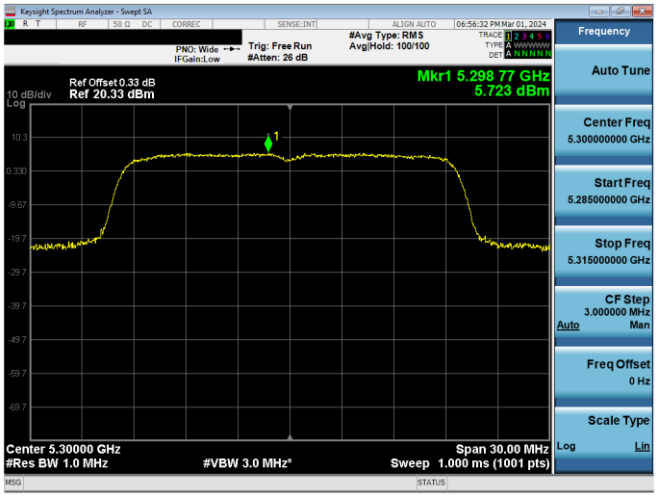

Plot 7-522. PSD Antenna 1b (20MHz BW 802.11ax(SU) – Ch. 60, MCS11)

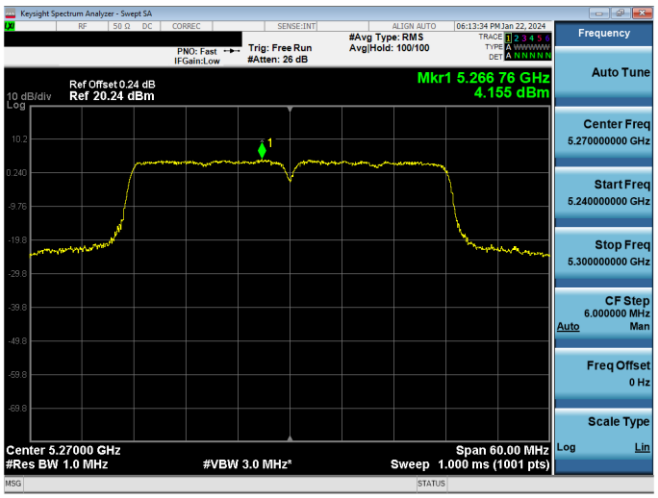

Plot 7-523. PSD Antenna 1b (40MHz BW 802.11n – Ch. 54, MCS7)

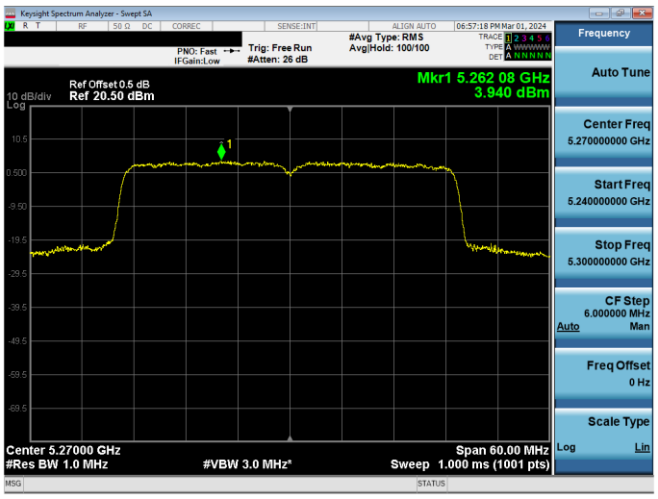

Plot 7-524. PSD Antenna 1b (40MHz BW 802.11ax(SU) – Ch. 54, MCS11)

Unless otherwise specified, no part of this report may be reproduced or utilized in any part, form or by any means, electronic or mechanical, including photocopying and microfilm, without permission in writing from Element Materials Technology. If you have any questions about this or have an enquiry about obtaining additional rights to this report or assembly of contents thereof, please contact ct.info@element.com.

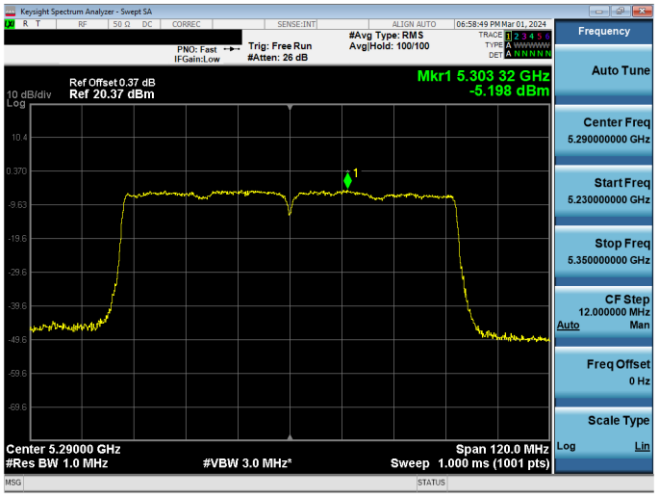

Plot 7-525. PSD Antenna 1b (80MHz BW 802.11ac – Ch. 58, MCS9)

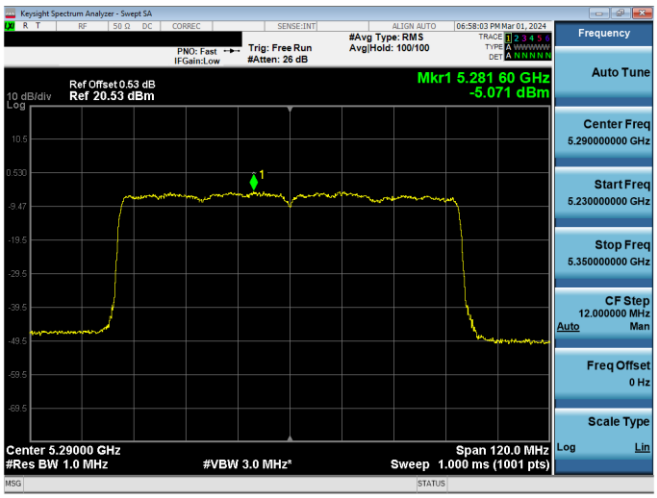

Plot 7-526. PSD Antenna 1b (80MHz BW 802.11ax(SU) – Ch. 58, MCS11)

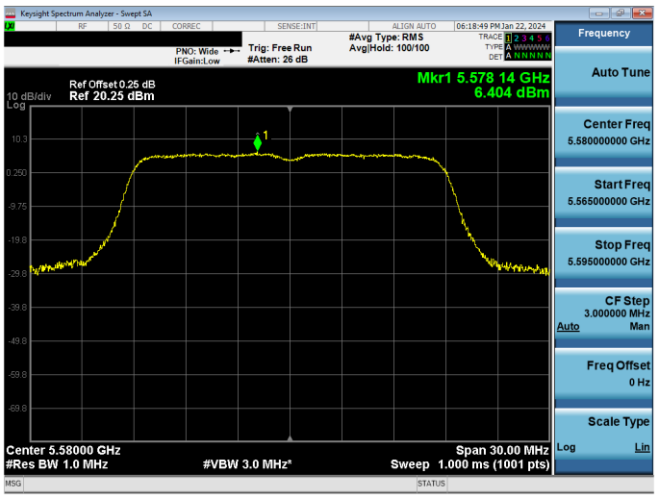

Plot 7-527. PSD Antenna 1b (20MHz BW 802.11n – Ch. 116, MCS7)

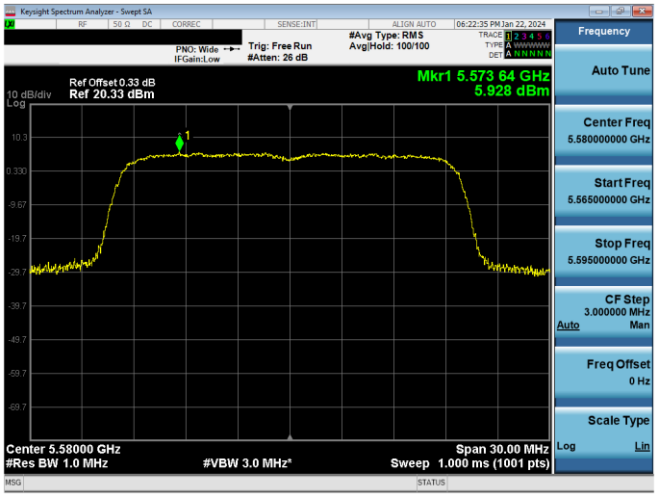

Plot 7-528. PSD Antenna 1b (20MHz BW 802.11ax(SU) – Ch. 116, MCS11)

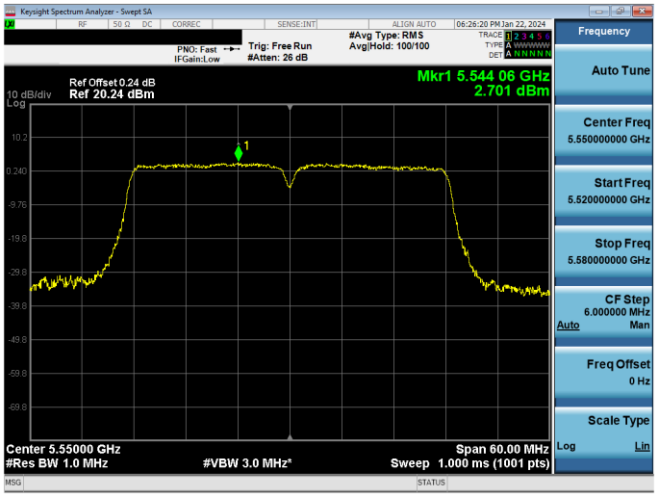

Plot 7-529. PSD Antenna 1b (40MHz BW 802.11n – Ch. 110, MCS7)

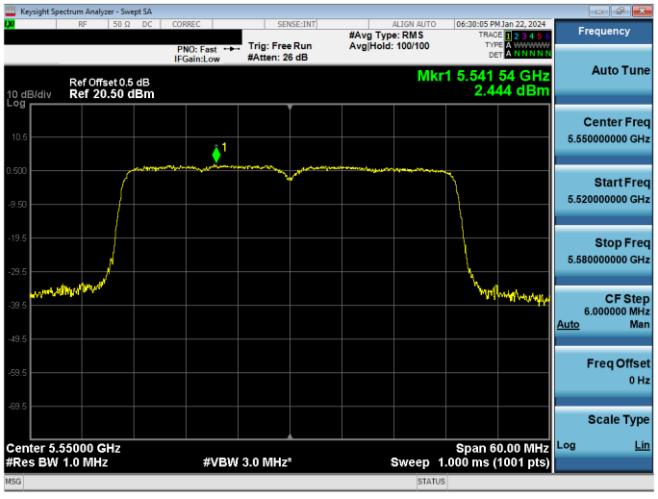

Plot 7-530. PSD Antenna 1b (40MHz BW 802.11ax(SU) – Ch. 110, MCS11)

Unless otherwise specified, no part of this report may be reproduced or utilized in any part, form or by any means, electronic or mechanical, including photocopying and microfilm, without permission in writing from Element Materials Technology. If you have any questions about this or have an enquiry about obtaining additional rights to this report or assembly of contents thereof, please contact ct.info@element.com.

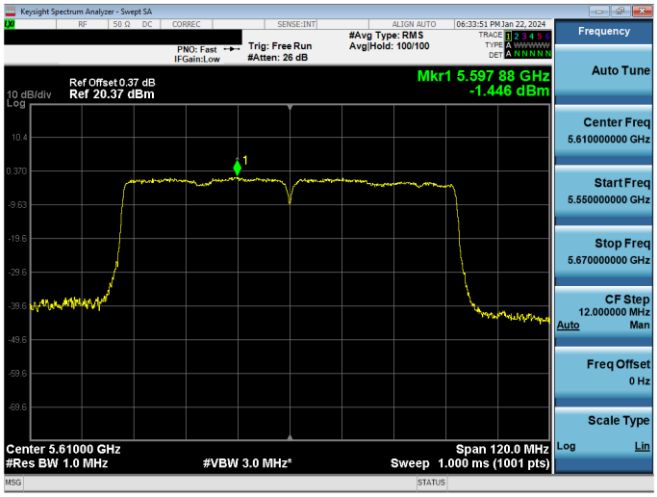

Plot 7-531. PSD Antenna 1b (80MHz BW 802.11ac – Ch. 122, MCS9)

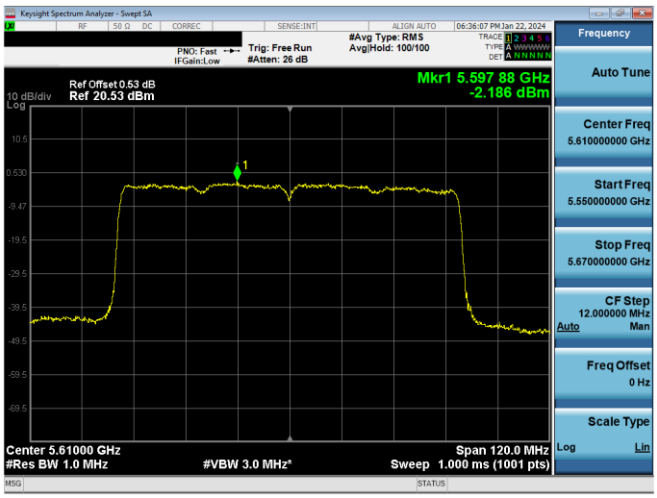

Plot 7-532. PSD Antenna 1b (80MHz BW 802.11ax(SU) – Ch. 122, MCS11)

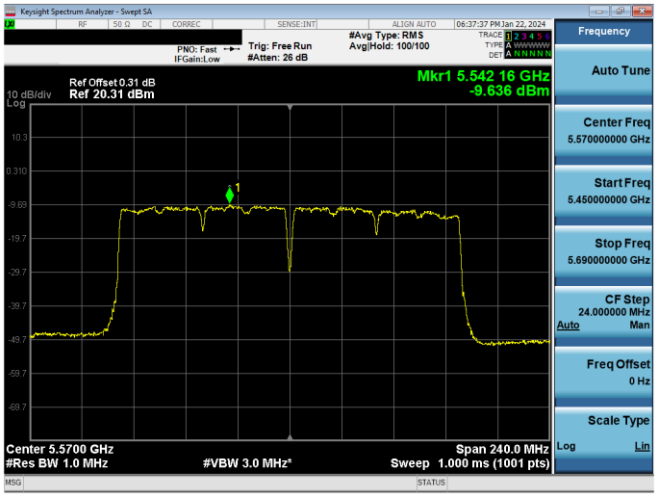

Plot 7-533. PSD Antenna 1b (160MHz BW 802.11ac – Ch. 114, MCS9)

Plot 7-534. PSD Antenna 1b (160MHz BW 802.11ax(SU) – Ch. 114, MCS11)

Unless otherwise specified, no part of this report may be reproduced or utilized in any part, form or by any means, electronic or mechanical, including photocopying and microfilm, without permission in writing from Element Materials Technology. If you have any questions about this or have an enquiry about obtaining additional rights to this report or assembly of contents thereof, please contact ct.info@element.com.

	Frequency [MHz]	Channel	802.11 MODE	Data Rate [Mbps]	Measured Power Density [dBm/500kHz]	Max Permissible Power Density [dBm/500kHz]	Margin [dB]
Band 3	5745	149	n (20MHz)	19.5/21.7 (MCS2)	4.66	30.0	-25.34
	5785	157	n (20MHz)	19.5/21.7 (MCS2)	4.57	30.0	-25.43
	5825	165	n (20MHz)	19.5/21.7 (MCS2)	4.51	30.0	-25.50
	5745	149	ax (SU) (20MHz)	24/25.8 (MCS2)	3.38	30.0	-26.62
	5785	157	ax (SU) (20MHz)	24/25.8 (MCS2)	2.94	30.0	-27.06
	5825	165	ax (SU) (20MHz)	24/25.8 (MCS2)	3.17	30.0	-26.83
	5755	151	n (40MHz)	40/40.5 (MCS2)	2.33	30.0	-27.67
	5795	159	n (40MHz)	40/40.5 (MCS2)	1.96	30.0	-28.04
	5755	151	ax (SU) (40MHz)	49/51.6 (MCS2)	1.10	30.0	-28.90
	5795	159	ax (SU) (40MHz)	49/51.6 (MCS2)	0.69	30.0	-29.31
	5775	155	ac (80MHz)	87.8/97.5 (MCS2)	-2.67	30.0	-32.67
	5775	155	ax (SU) (80MHz)	102/108.1 (MCS2)	-3.77	30.0	-33.77

Table 7-221. Band 3 Power Spectral Density Measurements Antenna 1b (Low Data Rate)

	Frequency [MHz]	Channel	802.11 MODE	Data Rate [Mbps]	Measured Power Density [dBm/500kHz]	Max Permissible Power Density [dBm/500kHz]	Margin [dB]
Band 3	5745	149	n (20MHz)	39/43.3 (MCS4)	4.95	30.0	-25.05
	5785	157	n (20MHz)	39/43.3 (MCS4)	4.54	30.0	-25.46
	5825	165	n (20MHz)	39/43.3 (MCS4)	4.43	30.0	-25.57
	5745	149	ax (SU) (20MHz)	49/51.6 (MCS4)	3.45	30.0	-26.55
	5785	157	ax (SU) (20MHz)	49/51.6 (MCS4)	3.04	30.0	-26.96
	5825	165	ax (SU) (20MHz)	49/51.6 (MCS4)	3.28	30.0	-26.72
	5755	151	n (40MHz)	81/90 (MCS4)	2.42	30.0	-27.59
	5795	159	n (40MHz)	81/90 (MCS4)	2.17	30.0	-27.83
	5755	151	ax (SU) (40MHz)	98/103.2 (MCS4)	1.33	30.0	-28.67
	5795	159	ax (SU) (40MHz)	98/103.2 (MCS4)	0.80	30.0	-29.20
	5775	155	ac (80MHz)	175.5/195 (MCS4)	-2.61	30.0	-32.61
	5775	155	ax (SU) (80MHz)	204/216.2 (MCS4)	-4.93	30.0	-34.93

Table 7-222. Band 3 Power Spectral Density Measurements Antenna 1b (Mid Data Rate)

	Frequency [MHz]	Channel	802.11 MODE	Data Rate [Mbps]	Measured Power Density [dBm/500kHz]	Max Permissible Power Density [dBm/500kHz]	Margin [dB]
Band 3	5745	149	n (20MHz)	65/72.2 (MCS7)	3.46	30.0	-26.54
	5785	157	n (20MHz)	65/72.2 (MCS7)	3.65	30.0	-26.35
	5825	165	n (20MHz)	65/72.2 (MCS7)	3.39	30.0	-26.61
	5745	149	ax (SU) (20MHz)	135/143.4 (MCS11)	3.55	30.0	-26.45
	5785	157	ax (SU) (20MHz)	135/143.4 (MCS11)	3.53	30.0	-26.47
	5825	165	ax (SU) (20MHz)	135/143.4 (MCS11)	3.49	30.0	-26.51
	5755	151	n (40MHz)	135/150 (MCS7)	1.22	30.0	-28.78
	5795	159	n (40MHz)	135/150 (MCS7)	1.11	30.0	-28.89
	5755	151	ax (SU) (40MHz)	271/286 (MCS11)	1.70	30.0	-28.30
	5795	159	ax (SU) (40MHz)	271/286 (MCS11)	1.18	30.0	-28.82
	5775	155	ac (80MHz)	390/433.3 (MCS9)	-4.33	30.0	-34.33
	5775	155	ax (SU) (80MHz)	567/600.5 (MCS11)	-4.40	30.0	-34.40

Table 7-223. Band 3 Power Spectral Density Measurements Antenna 1b (High Data Rate)

Unless otherwise specified, no part of this report may be reproduced or utilized in any part, form or by any means, electronic or mechanical, including photocopying and microfilm, without permission in writing from Element Materials Technology. If you have any questions about this or have an enquiry about obtaining additional rights to this report or assembly of contents thereof, please contact ct.info@element.com.

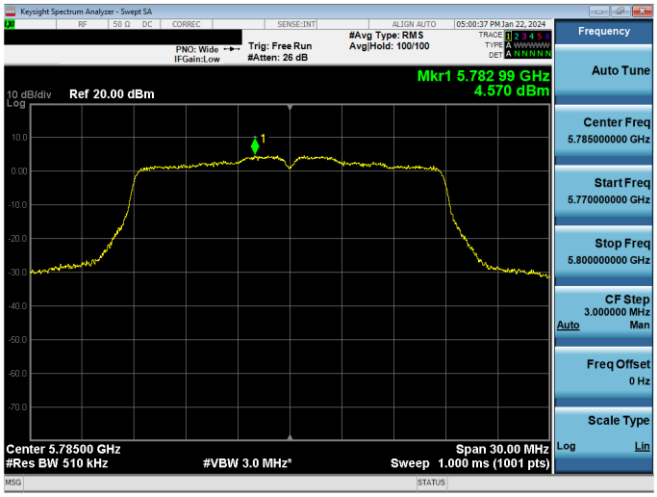

Plot 7-535. PSD Antenna 1b (20MHz BW 802.11n – Ch. 157, MCS2)

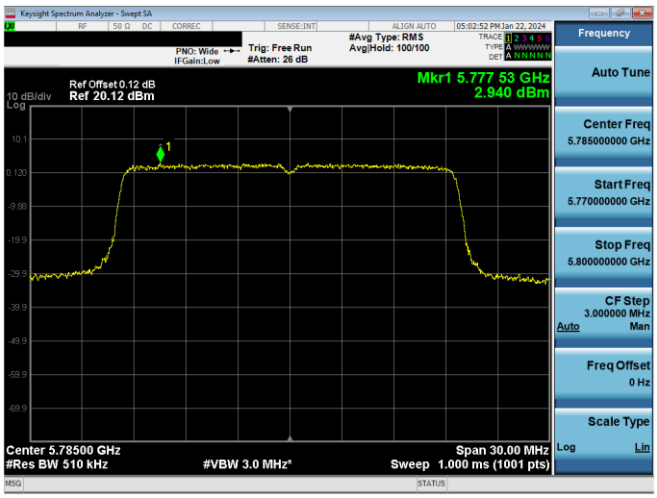

Plot 7-536. PSD Antenna 1b (20MHz BW 802.11ax(SU) – Ch. 157, MCS2)

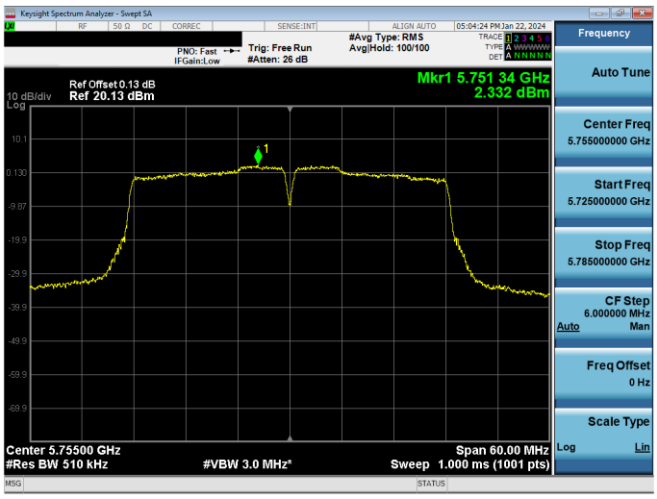

Plot 7-537. PSD Antenna 1b (40MHz BW 802.11n – Ch. 151, MCS2)

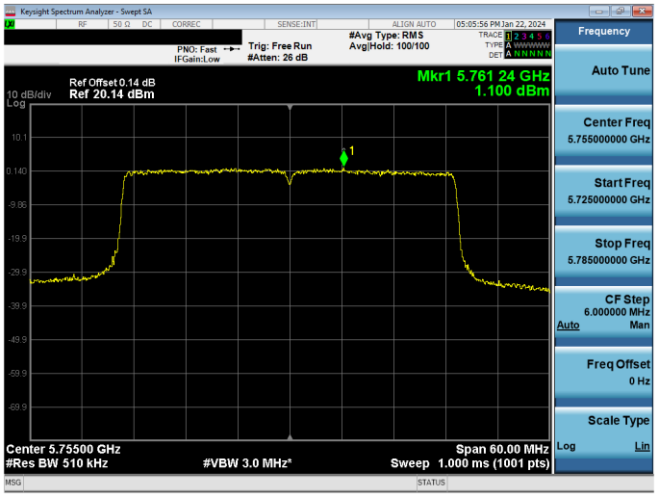

Plot 7-538. PSD Antenna 1b (40MHz BW 802.11ax(SU) – Ch. 151, MCS2)

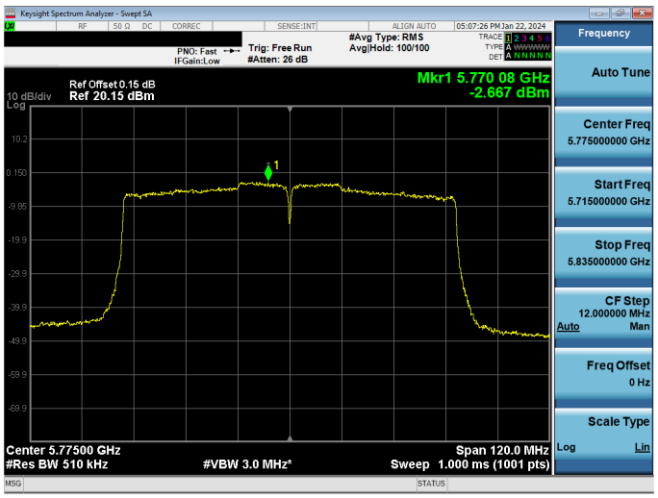

Plot 7-539. PSD Antenna 1b (80MHz BW 802.11ac – Ch. 155, MCS2)

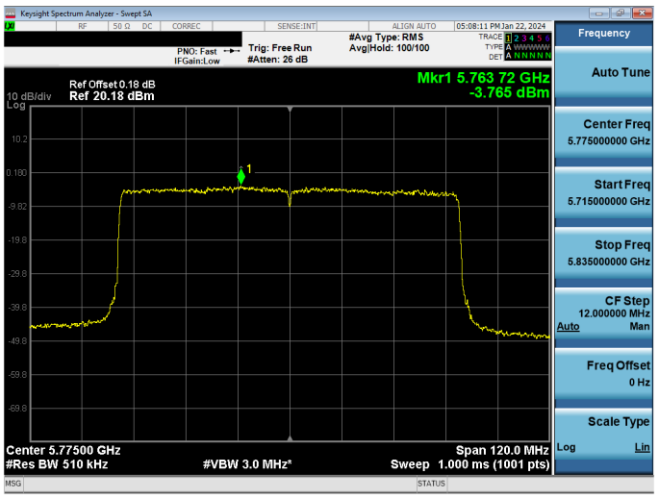

Plot 7-540. PSD Antenna 1b (80MHz BW 802.11ax SU – Ch. 155, MCS2)

Unless otherwise specified, no part of this report may be reproduced or utilized in any part, form or by any means, electronic or mechanical, including photocopying and microfilm, without permission in writing from Element Materials Technology. If you have any questions about this or have an enquiry about obtaining additional rights to this report or assembly of contents thereof, please contact ct.info@element.com.

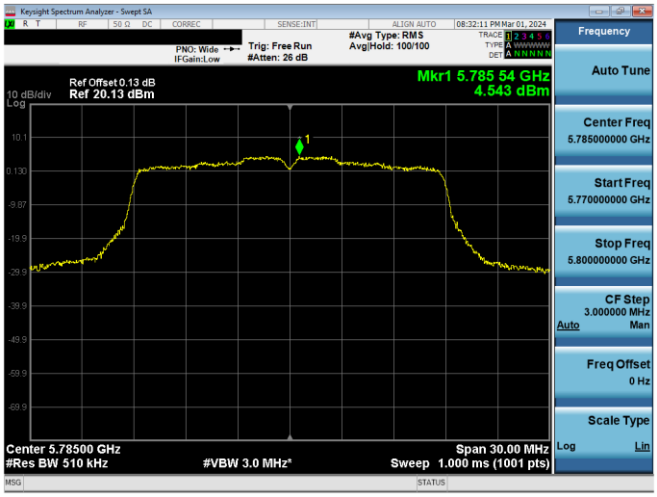

Plot 7-541. PSD Antenna 1b (20MHz BW 802.11n – Ch. 157, MCS4)

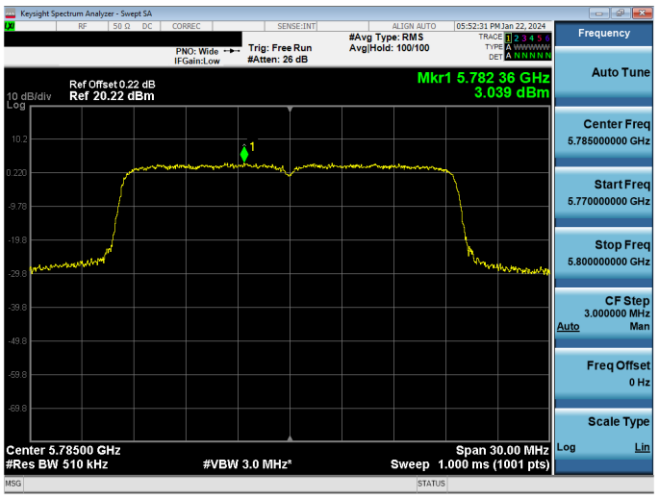

Plot 7-542. PSD Antenna 1b (20MHz BW 802.11ax(SU) – Ch. 157, MCS4)

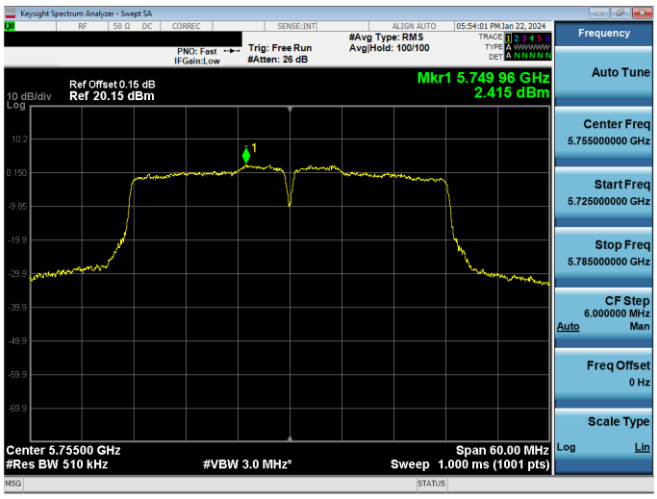

Plot 7-543. PSD Antenna 1b (40MHz BW 802.11n – Ch. 151, MCS4)

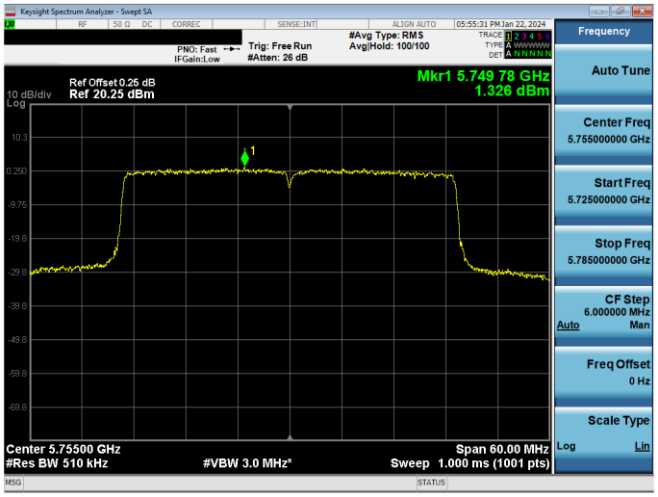

Plot 7-544. PSD Antenna 1b (40MHz BW 802.11ax(SU) – Ch. 151, MCS4)

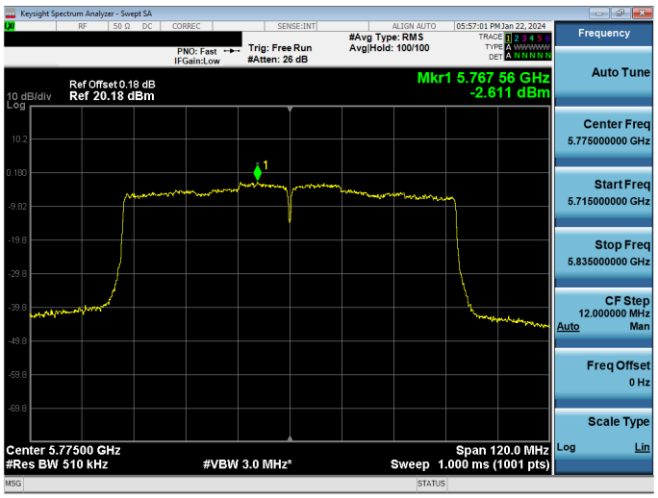

Plot 7-545. PSD Antenna 1b (80MHz BW 802.11ac – Ch. 155, MCS4)

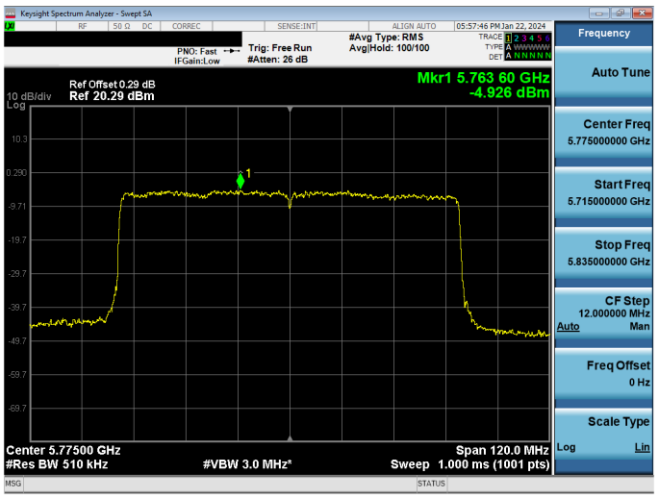

Plot 7-546. PSD Antenna 1b (80MHz BW 802.11ax SU – Ch. 155, MCS4)

Unless otherwise specified, no part of this report may be reproduced or utilized in any part, form or by any means, electronic or mechanical, including photocopying and microfilm, without permission in writing from Element Materials Technology. If you have any questions about this or have an enquiry about obtaining additional rights to this report or assembly of contents thereof, please contact ct.info@element.com.

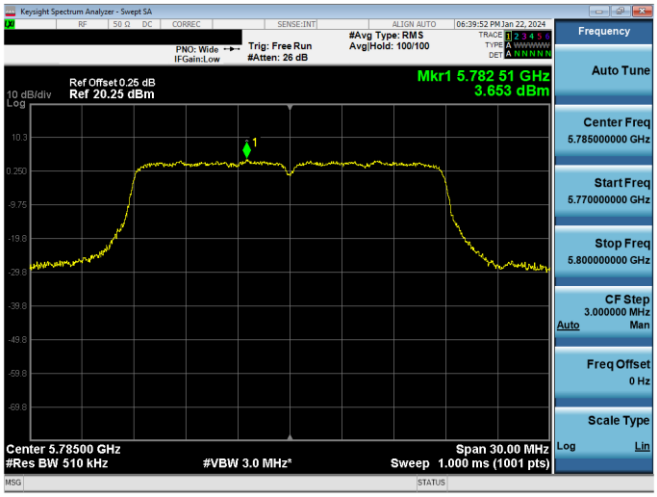

Plot 7-547. PSD Antenna 1b (20MHz BW 802.11n – Ch. 157, MCS7)

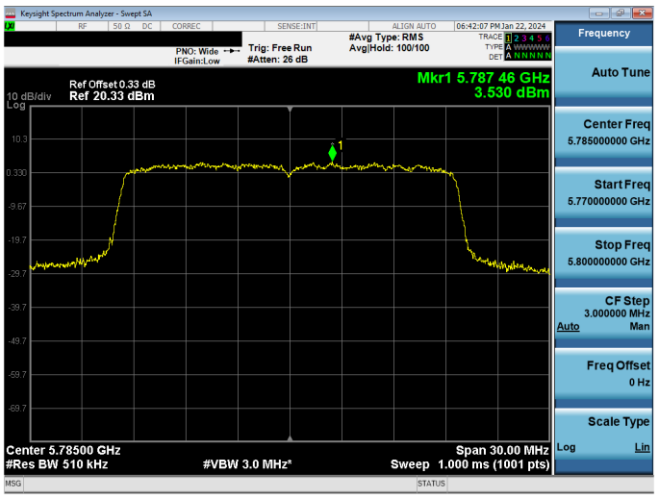

Plot 7-548. PSD Antenna 1b (20MHz BW 802.11ax(SU) – Ch. 157, MCS11)

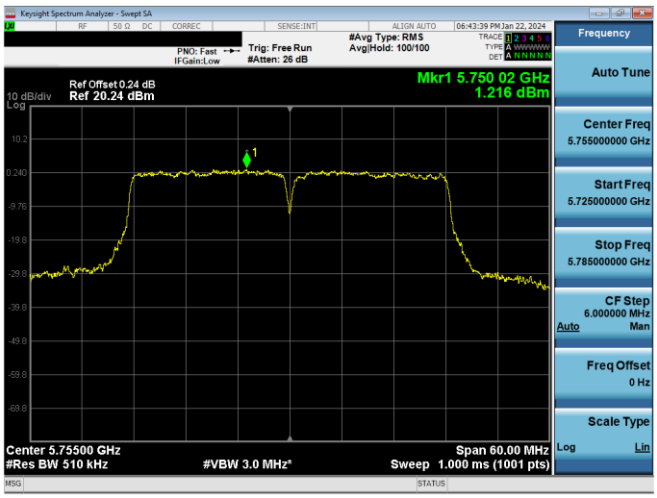

Plot 7-549. PSD Antenna 1b (40MHz BW 802.11n – Ch. 151, MCS7)

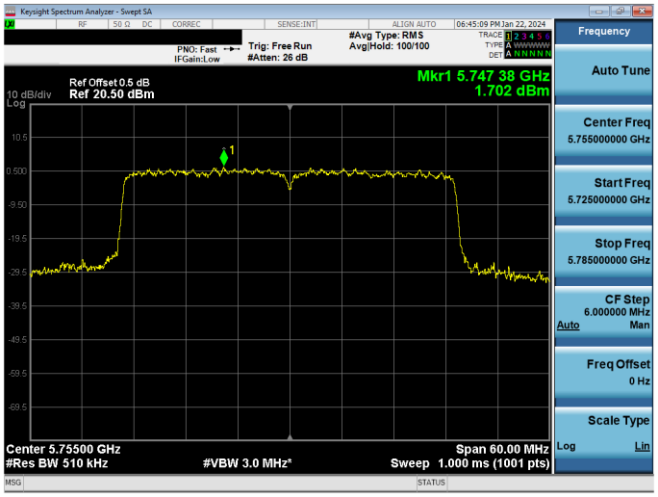

Plot 7-550. PSD Antenna 1b (40MHz BW 802.11ax(SU) – Ch. 151, MCS11)

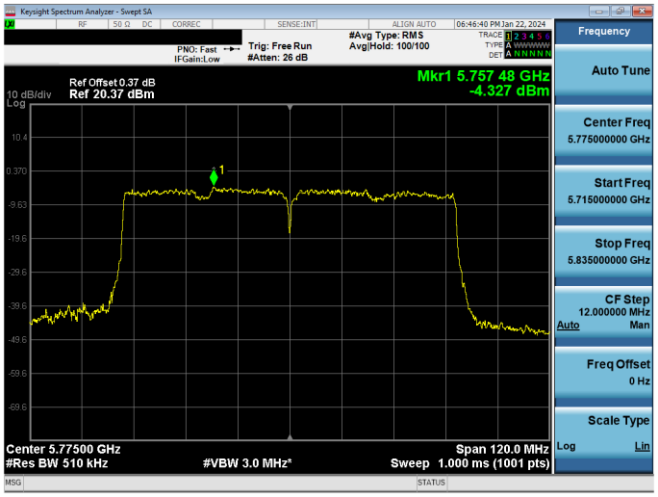

Plot 7-551. PSD Antenna 1b (80MHz BW 802.11ac – Ch. 155, MCS9)

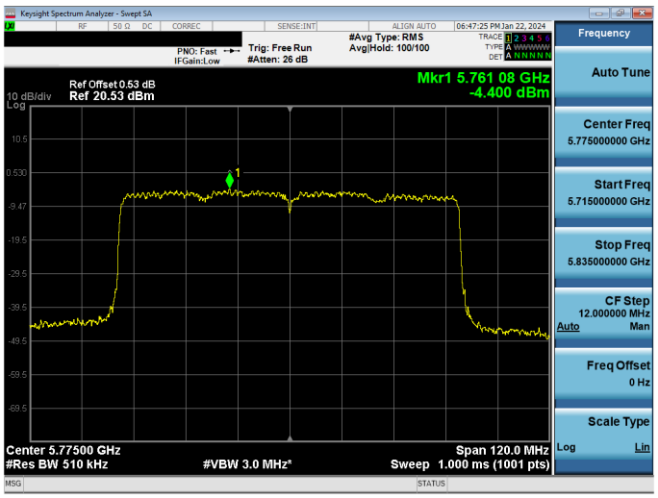

Plot 7-552. PSD Antenna 1b (80MHz BW 802.11ax SU – Ch. 155, MCS11)

Unless otherwise specified, no part of this report may be reproduced or utilized in any part, form or by any means, electronic or mechanical, including photocopying and microfilm, without permission in writing from Element Materials Technology. If you have any questions about this or have an enquiry about obtaining additional rights to this report or assembly of contents thereof, please contact ct.info@element.com.

	Frequency [MHz]	Channel No.	802.11 MODE	Data Rate [Mbps]	Measured Power Density [dBm/MHz]	Antenna Gain [dBi]	e.i.r.p. Power Density [dBm/MHz]	ISED Max e.i.r.p. Power Density [dBm/MHz]	Margin [dB]
Band 1	5180	36	n (20MHz)	19.5/21.7 (MCS2)	6.00	-1.00	5.00	10.0	-5.01
	5200	40	n (20MHz)	19.5/21.7 (MCS2)	7.60	-1.00	6.60	10.0	-3.41
	5240	48	n (20MHz)	19.5/21.7 (MCS2)	7.45	-1.00	6.45	10.0	-3.55
	5180	36	ax (SU) (20MHz)	24/25.8 (MCS2)	3.72	-1.00	2.72	10.0	-7.28
	5200	40	ax (SU) (20MHz)	24/25.8 (MCS2)	5.82	-1.00	4.82	10.0	-5.18
	5240	48	ax (SU) (20MHz)	24/25.8 (MCS2)	6.06	-1.00	5.06	10.0	-4.94
	5190	38	n (40MHz)	40/40.5 (MCS2)	1.20	-1.00	0.20	10.0	-9.81
	5230	46	n (40MHz)	40/40.5 (MCS2)	4.59	-1.00	3.59	10.0	-6.41
	5190	38	ax (SU) (40MHz)	49/51.6 (MCS2)	-0.85	-1.00	-1.85	10.0	-11.85
	5230	46	ax (SU) (40MHz)	49/51.6 (MCS2)	3.28	-1.00	2.28	10.0	-7.72
	5210	42	ac (80MHz)	87.8/97.5 (MCS2)	-2.71	-1.00	-3.71	10.0	-13.71
	5210	42	ax (SU) (80MHz)	102/108.1 (MCS2)	-4.51	-1.00	-5.51	10.0	-15.51
Band 1/2	5250	50	ac (160MHz)	87.8/97.5 (MCS2)	-7.90	-1.00	-8.90	10.0	-18.90
	5250	50	ax (SU) (160MHz)	102/108.1 (MCS2)	-8.82	-1.00	-9.82	10.0	-19.82

Table 7-224. ISED Band 1 e.i.r.p. Power Spectral Density Measurements Antenna 1b (Low Data Rate)

	Frequency [MHz]	Channel No.	802.11 MODE	Data Rate [Mbps]	Measured Power Density [dBm/MHz]	Antenna Gain [dBi]	e.i.r.p. Power Density [dBm/MHz]	ISED Max e.i.r.p. Power Density [dBm/MHz]	Margin [dB]
Band 1	5180	36	n (20MHz)	39/43.3 (MCS4)	5.00	-1.00	4.00	10.0	-6.00
	5200	40	n (20MHz)	39/43.3 (MCS4)	7.63	-1.00	6.63	10.0	-3.37
	5240	48	n (20MHz)	39/43.3 (MCS4)	7.67	-1.00	6.67	10.0	-3.33
	5180	36	ax (SU) (20MHz)	49/51.6 (MCS4)	3.41	-1.00	2.41	10.0	-7.59
	5200	40	ax (SU) (20MHz)	49/51.6 (MCS4)	5.81	-1.00	4.81	10.0	-5.19
	5240	48	ax (SU) (20MHz)	49/51.6 (MCS4)	6.17	-1.00	5.17	10.0	-4.83
	5190	38	n (40MHz)	81/90 (MCS4)	0.40	-1.00	-0.60	10.0	-10.60
	5230	46	n (40MHz)	81/90 (MCS4)	4.54	-1.00	3.54	10.0	-6.46
	5190	38	ax (SU) (40MHz)	98/103.2 (MCS4)	-1.52	-1.00	-2.52	10.0	-12.52
	5230	46	ax (SU) (40MHz)	98/103.2 (MCS4)	3.11	-1.00	2.11	10.0	-7.89
	5210	42	ac (80MHz)	175.5/195 (MCS4)	-3.66	-1.00	-4.66	10.0	-14.66
	5210	42	ax (SU) (80MHz)	204/216.2 (MCS4)	-4.39	-1.00	-5.39	10.0	-15.39
Band 1/2	5250	50	ac (160MHz)	175.5/195 (MCS4)	-7.62	-1.00	-8.62	10.0	-18.62
	5250	50	ax (SU) (160MHz)	204/216.2 (MCS4)	-8.62	-1.00	-9.62	10.0	-19.62

Table 7-225. ISED Band 1 e.i.r.p. Power Spectral Density Measurements Antenna 1b (Mid Data Rate)

	Frequency [MHz]	Channel No.	802.11 MODE	Data Rate [Mbps]	Measured Power Density [dBm/MHz]	Antenna Gain [dBi]	e.i.r.p. Power Density [dBm/MHz]	ISED Max e.i.r.p. Power Density [dBm/MHz]	Margin [dB]
Band 1	5180	36	n (20MHz)	65/72.2 (MCS7)	3.36	-1.00	2.36	10.0	-7.64
	5200	40	n (20MHz)	65/72.2 (MCS7)	6.31	-1.00	5.31	10.0	-4.70
	5240	48	n (20MHz)	65/72.2 (MCS7)	6.22	-1.00	5.22	10.0	-4.78
	5180	36	ax (SU) (20MHz)	135/143.4 (MCS11)	2.65	-1.00	1.65	10.0	-8.35
	5200	40	ax (SU) (20MHz)	135/143.4 (MCS11)	5.93	-1.00	4.93	10.0	-5.07
	5240	48	ax (SU) (20MHz)	135/143.4 (MCS11)	6.10	-1.00	5.10	10.0	-4.90
	5190	38	n (40MHz)	135/150 (MCS7)	-1.97	-1.00	-2.97	10.0	-12.97
	5230	46	n (40MHz)	135/150 (MCS7)	4.18	-1.00	3.18	10.0	-6.82
	5190	38	ax (SU) (40MHz)	271/286 (MCS11)	-2.17	-1.00	-3.17	10.0	-13.17
	5230	46	ax (SU) (40MHz)	271/286 (MCS11)	3.47	-1.00	2.47	10.0	-7.53
	5210	42	ac (80MHz)	390/433.3 (MCS9)	-5.06	-1.00	-6.06	10.0	-16.06
	5210	42	ax (SU) (80MHz)	567/600.5 (MCS11)	-5.32	-1.00	-6.32	10.0	-16.32
Band 1/2	5250	50	ac (160MHz)	390/433.3 (MCS9)	-8.51	-1.00	-9.51	10.0	-19.51
	5250	50	ax (SU) (160MHz)	567/600.5 (MCS11)	-9.62	-1.00	-10.62	10.0	-20.62

Table 7-226. ISED Band 1 e.i.r.p. Power Spectral Density Measurements Antenna 1b (High Data Rate)

Unless otherwise specified, no part of this report may be reproduced or utilized in any part, form or by any means, electronic or mechanical, including photocopying and microfilm, without permission in writing from Element Materials Technology. If you have any questions about this or have an enquiry about obtaining additional rights to this report or assembly of contents thereof, please contact ct.info@element.com.

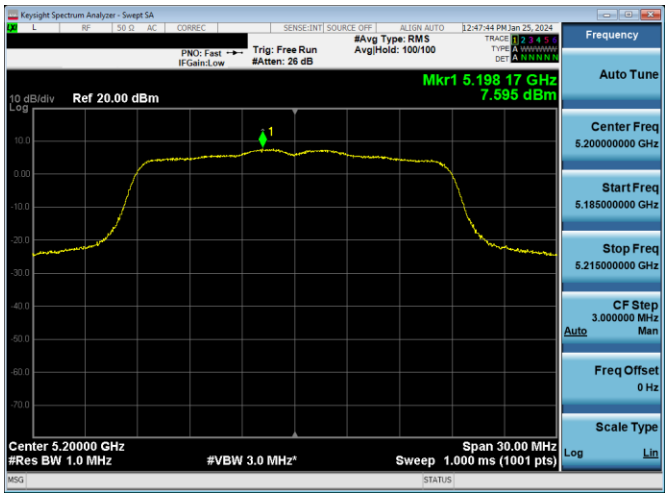

Plot 7-553. ISED PSD Antenna 1b (20MHz BW 11n – Ch.40, MCS2)

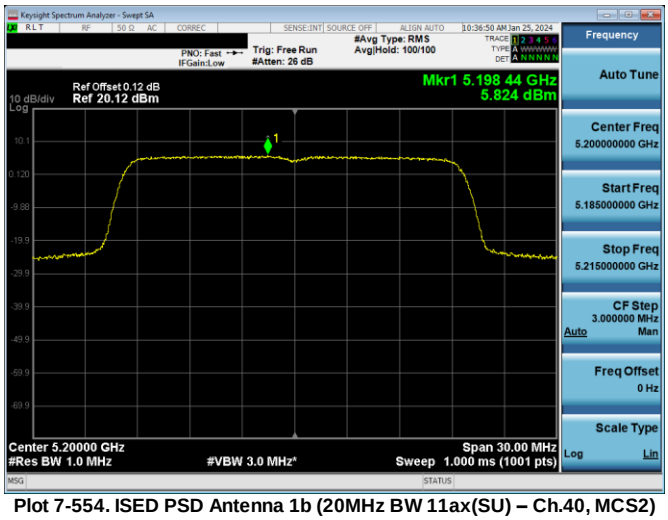

Plot 7-554. ISED PSD Antenna 1b (20MHz BW 11ax(SU) – Ch.40, MCS2)

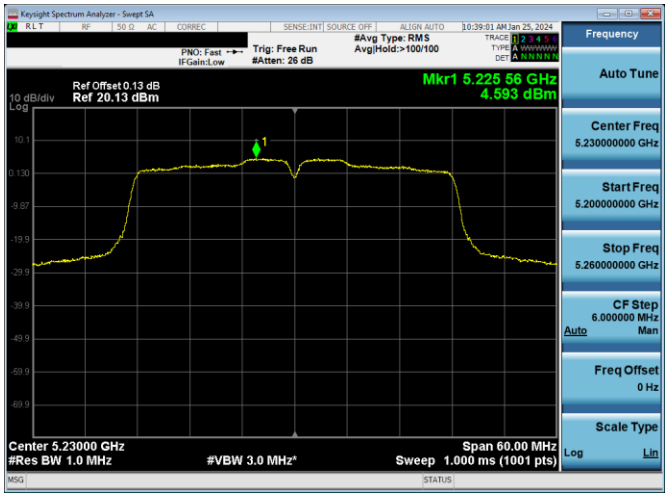

Plot 7-555. ISED PSD Antenna 1b (40MHz BW 11n – Ch.46, MCS2)

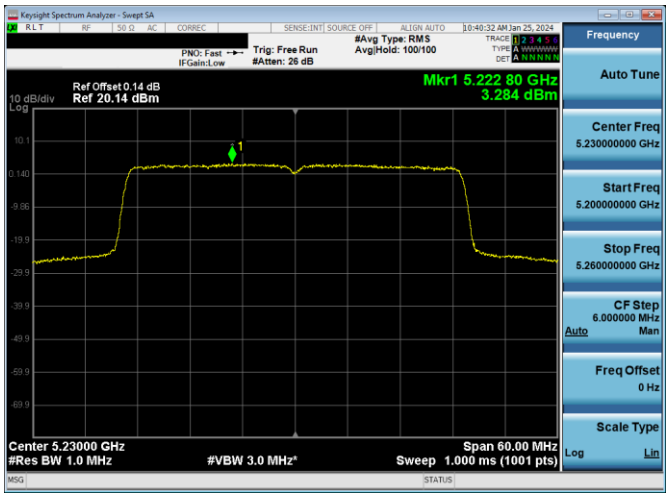

Plot 7-556. ISED PSD Antenna 1b (40MHz BW 11ax(SU) – Ch.46, MCS2)

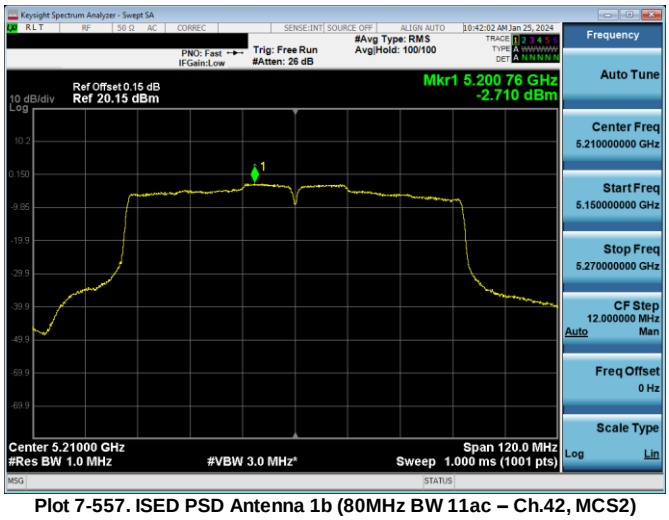

Plot 7-557. ISED PSD Antenna 1b (80MHz BW 11ac – Ch.42, MCS2)

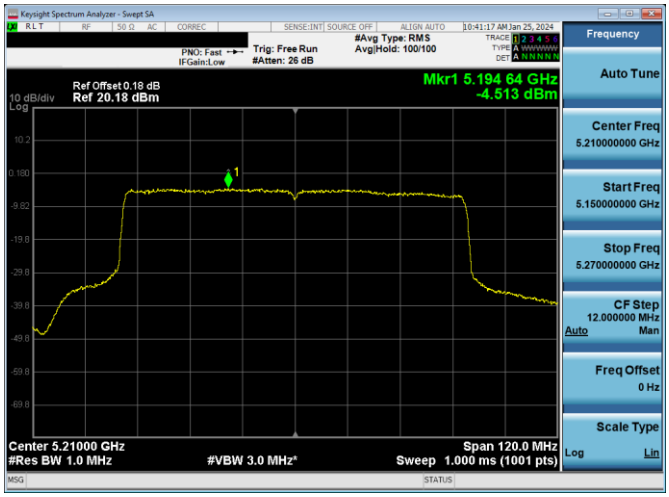

Plot 7-558. ISED PSD Antenna 1b (80MHz BW 11ax (SU) – Ch.42, MCS2)

Unless otherwise specified, no part of this report may be reproduced or utilized in any part, form or by any means, electronic or mechanical, including photocopying and microfilm, without permission in writing from Element Materials Technology. If you have any questions about this or have an enquiry about obtaining additional rights to this report or assembly of contents thereof, please contact ct.info@element.com.

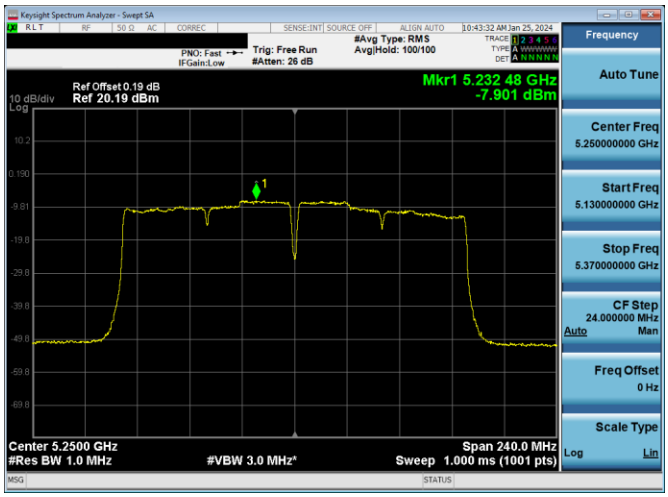

Plot 7-559. ISED PSD Antenna 1b (160MHz BW 11ac – Ch.50, MCS2)

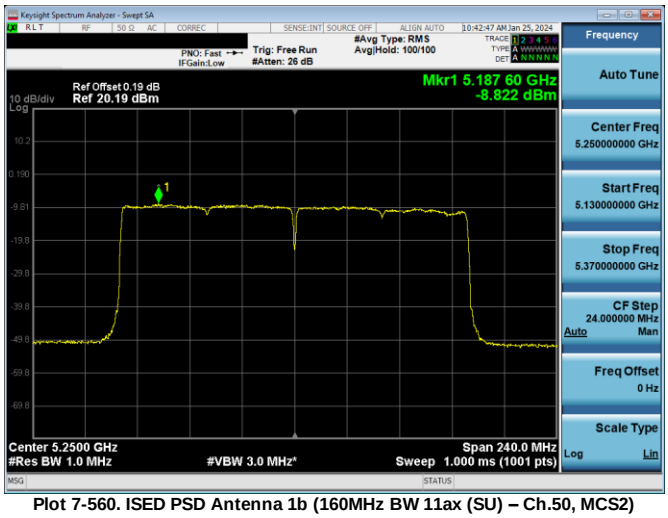

Plot 7-560. ISED PSD Antenna 1b (160MHz BW 11ax (SU) – Ch.50, MCS2)

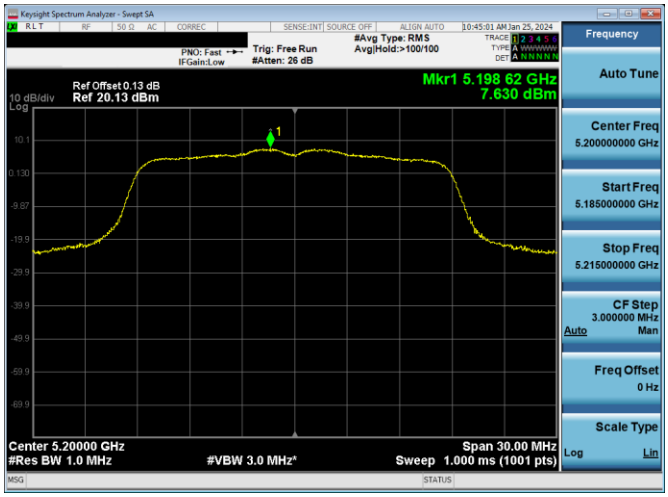

Plot 7-561. ISED PSD Antenna 1b (20MHz BW 11n – Ch.40, MCS4)

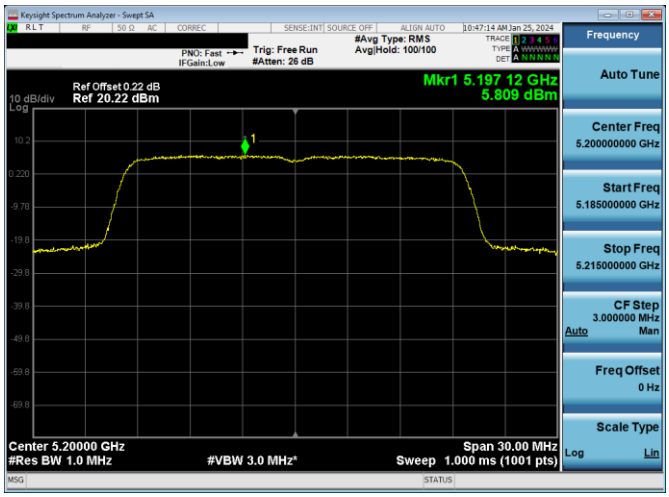

Plot 7-562. ISED PSD Antenna 1b (20MHz BW 11ax(SU) – Ch.40, MCS4)

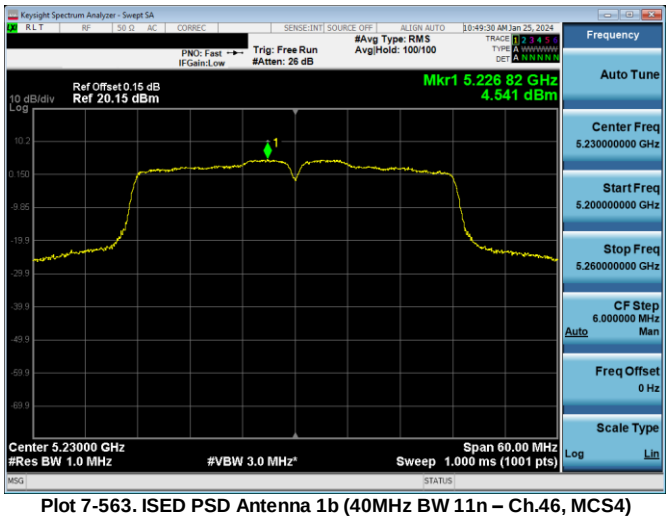

Plot 7-563. ISED PSD Antenna 1b (40MHz BW 11n – Ch.46, MCS4)

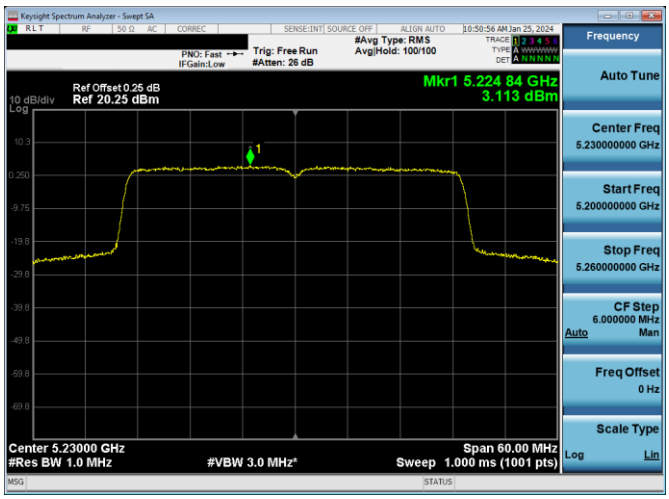

Plot 7-564. ISED PSD Antenna 1b (40MHz BW 11ax(SU) – Ch.46, MCS4)

Unless otherwise specified, no part of this report may be reproduced or utilized in any part, form or by any means, electronic or mechanical, including photocopying and microfilm, without permission in writing from Element Materials Technology. If you have any questions about this or have an enquiry about obtaining additional rights to this report or assembly of contents thereof, please contact ct.info@element.com.

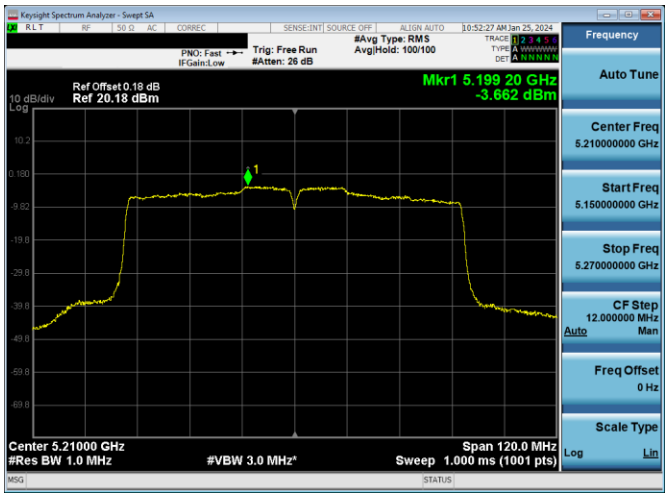

Plot 7-565. ISED PSD Antenna 1b (80MHz BW 11ac – Ch.42, MCS4)

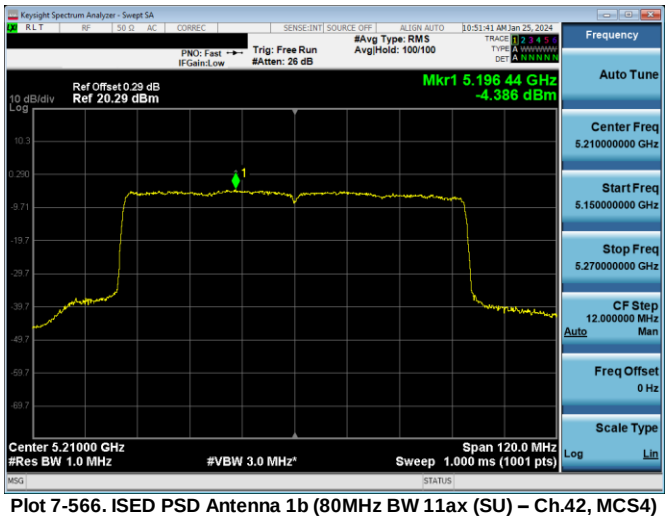

Plot 7-566. ISED PSD Antenna 1b (80MHz BW 11ax (SU) – Ch.42, MCS4)

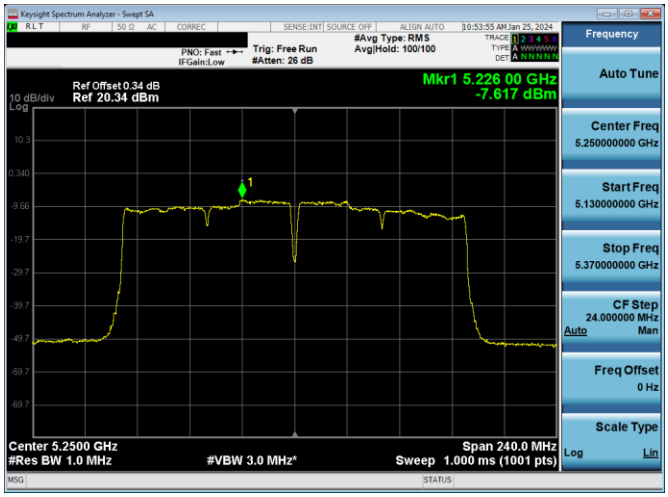

Plot 7-567. ISED PSD Antenna 1b (160MHz BW 11ac – Ch.50, MCS4)

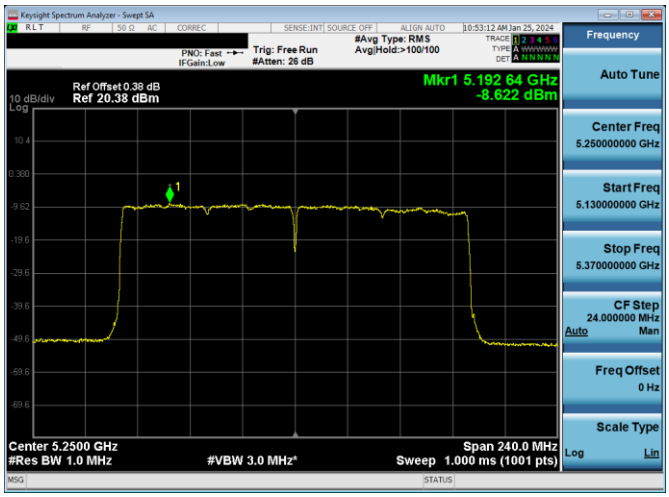

Plot 7-568. ISED PSD Antenna 1b (160MHz BW 11ax (SU) – Ch.50, MCS4)

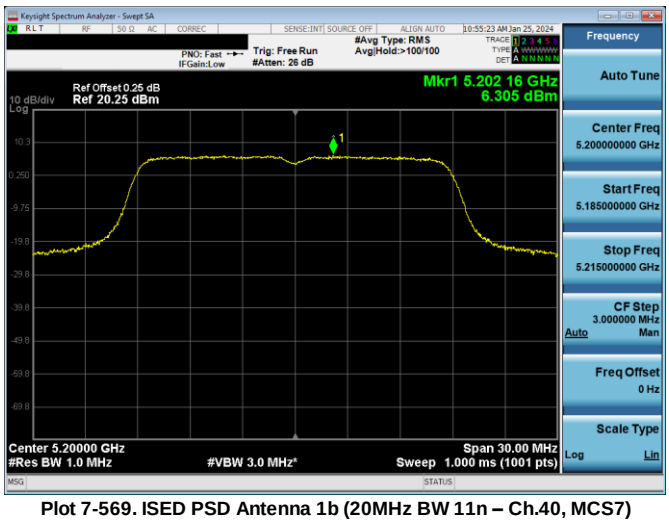

Plot 7-569. ISED PSD Antenna 1b (20MHz BW 11n – Ch.40, MCS7)

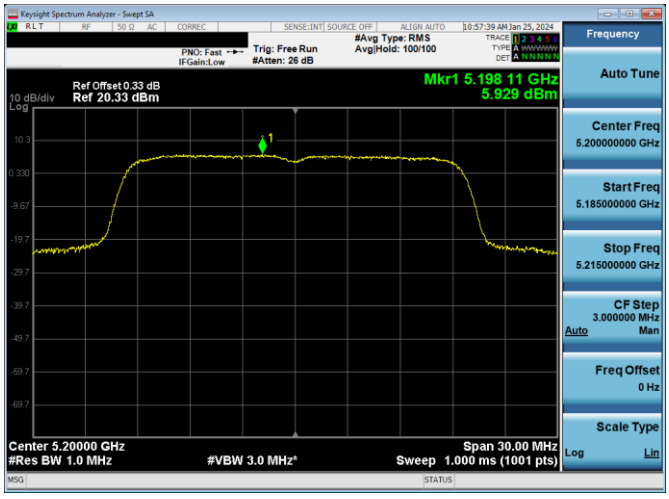

Plot 7-570. ISED PSD Antenna 1b (20MHz BW 11ax(SU) – Ch.40, MCS11)

Unless otherwise specified, no part of this report may be reproduced or utilized in any part, form or by any means, electronic or mechanical, including photocopying and microfilm, without permission in writing from Element Materials Technology. If you have any questions about this or have an enquiry about obtaining additional rights to this report or assembly of contents thereof, please contact ct.info@element.com.

Plot 7-571. ISED PSD Antenna 1b (40MHz BW 11n – Ch.46, MCS7)

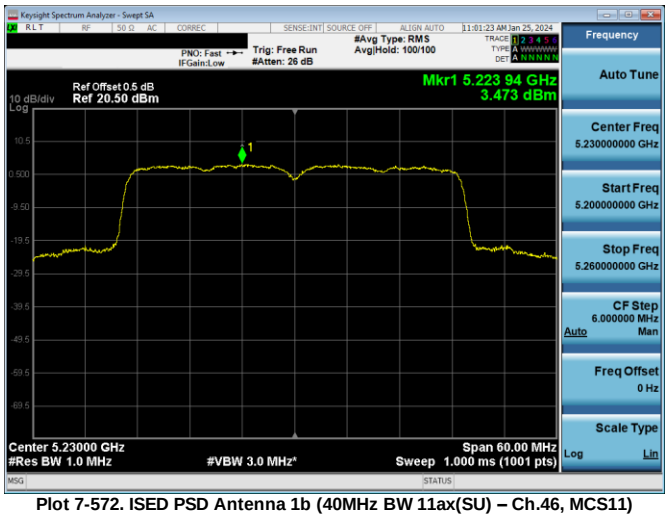

Plot 7-572. ISED PSD Antenna 1b (40MHz BW 11ax(SU) – Ch.46, MCS11)

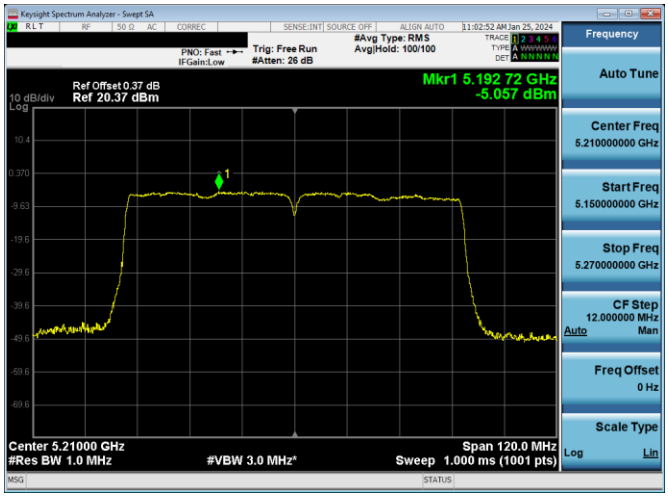

Plot 7-573. ISED PSD Antenna 1b (80MHz BW 11ac – Ch.42, MCS9)

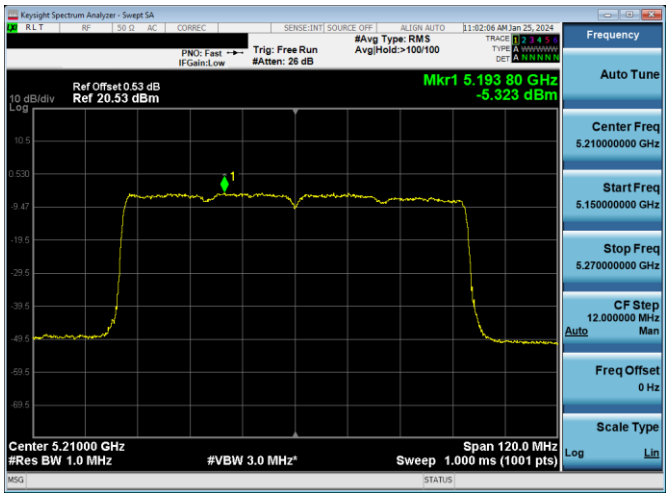

Plot 7-574. ISED PSD Antenna 1b (80MHz BW 11ax (SU) – Ch.42, MCS11)

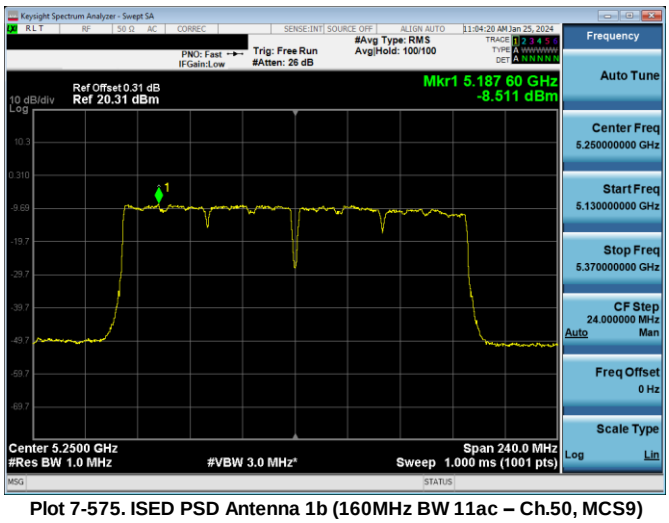

Plot 7-575. ISED PSD Antenna 1b (160MHz BW 11ac – Ch.50, MCS9)

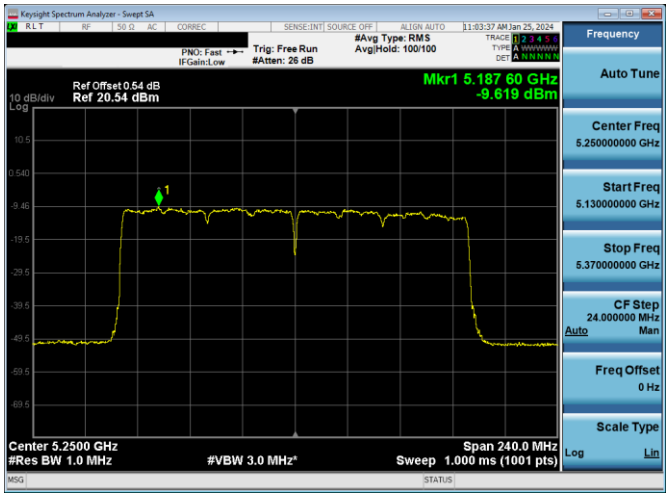

Plot 7-576. ISED PSD Antenna 1b (160MHz BW 11ax (SU) – Ch.50, MCS11)
)

Unless otherwise specified, no part of this report may be reproduced or utilized in any part, form or by any means, electronic or mechanical, including photocopying and microfilm, without permission in writing from Element Materials Technology. If you have any questions about this or have an enquiry about obtaining additional rights to this report or assembly of contents thereof, please contact ct.info@element.com.

7.5.4 Summed CDD/SDM Primary Power Spectral Density Measurements

	Frequency [MHz]	Channel No.	802.11 MODE	Mode	Data Rate [Mbps]	Antenna 5T Power Density [dBm/MHz]	Antemma 3b Power Density [dBm/MHz]	Summed Power Density [dBm/MHz]	Max Power Density [dBm/MHz]	Margin [dB]
Band 1	5180	36	n (20MHz)	CDD	39/43.3 (MCS10)	6.98	6.88	9.94	11.00	-1.06
	5200	40	n (20MHz)	CDD	39/43.3 (MCS10)	6.81	7.16	10.00	11.00	-1.00
	5240	48	n (20MHz)	CDD	39/43.3 (MCS10)	7.01	7.01	10.02	11.00	-0.98
	5180	36	ax (SU) (20MHz)	CDD	48/51.6 (MCS2)	5.11	5.01	8.07	11.00	-2.93
	5200	40	ax (SU) (20MHz)	CDD	48/51.6 (MCS2)	5.42	5.55	8.50	11.00	-2.50
	5240	48	ax (SU) (20MHz)	CDD	48/51.6 (MCS2)	5.55	5.71	8.64	11.00	-2.36
	5190	38	n (40MHz)	CDD	81/60 (MCS10)	3.04	3.14	6.10	11.00	-4.90
	5230	46	n (40MHz)	CDD	81/60 (MCS10)	7.22	7.85	10.56	11.00	-0.44
	5190	38	ax (SU) (40MHz)	CDD	98/103.2 (MCS2)	0.75	0.87	3.82	11.00	-7.18
	5230	46	ax (SU) (40MHz)	CDD	98/103.2 (MCS2)	5.81	6.45	9.15	11.00	-1.85
	5210	42	ac (80MHz)	CDD	175.5/195 (MCS2)	-0.79	-0.74	2.24	11.00	-8.76
	5210	42	ax (SU) (80MHz)	CDD	204/216.2 (MCS2)	-2.50	-2.60	0.46	11.00	-10.54
Band 1/2	5250	50	ac (160MHz)	CDD	175.5/195 (MCS2)	-5.93	-5.57	-2.73	11.00	-13.73
	5250	50	ax (SU) (160MHz)	CDD	204/216.2 (MCS2)	-6.52	-6.58	-3.54	11.00	-14.54
Band 2A	5260	52	n (20MHz)	CDD	39/43.3 (MCS10)	7.16	7.20	10.19	11.00	-0.81
	5300	60	n (20MHz)	CDD	39/43.3 (MCS10)	6.81	6.87	9.85	11.00	-1.15
	5320	64	n (20MHz)	CDD	39/43.3 (MCS10)	6.65	6.86	9.77	11.00	-1.23
	5260	52	ax (SU) (20MHz)	CDD	48/51.6 (MCS2)	5.30	5.69	8.51	11.00	-2.49
	5300	60	ax (SU) (20MHz)	CDD	48/51.6 (MCS2)	5.17	5.43	8.31	11.00	-2.69
	5320	64	ax (SU) (20MHz)	CDD	48/51.6 (MCS2)	5.37	5.24	8.31	11.00	-2.69
	5270	54	n (40MHz)	CDD	81/60 (MCS10)	7.45	7.20	10.34	11.00	-0.66
	5310	62	n (40MHz)	CDD	81/60 (MCS10)	3.96	4.02	7.00	11.00	-4.00
	5270	54	ax (SU) (40MHz)	CDD	98/103.2 (MCS2)	5.80	5.71	8.77	11.00	-2.23
	5310	62	ax (SU) (40MHz)	CDD	98/103.2 (MCS2)	1.32	1.36	4.35	11.00	-6.65
	5290	58	ac (80MHz)	CDD	175.5/195 (MCS2)	-0.27	-0.11	2.82	11.00	-8.18
	5290	58	ax (SU) (80MHz)	CDD	204/216.2 (MCS2)	-1.99	-2.13	0.95	11.00	-10.05
Band 2C	5500	100	n (20MHz)	CDD	39/43.3 (MCS10)	6.81	6.22	9.53	11.00	-1.47
	5580	116	n (20MHz)	CDD	39/43.3 (MCS10)	6.36	5.52	8.97	11.00	-2.03
	5720	144	n (20MHz)	CDD	39/43.3 (MCS10)	7.05	6.94	10.00	11.00	-1.00
	5500	100	ax (SU) (20MHz)	CDD	48/51.6 (MCS2)	5.44	4.84	8.16	11.00	-2.84
	5580	116	ax (SU) (20MHz)	CDD	48/51.6 (MCS2)	5.35	4.28	7.86	11.00	-3.14
	5720	144	ax (SU) (20MHz)	CDD	48/51.6 (MCS2)	5.45	4.91	8.19	11.00	-2.81
	5510	102	n (40MHz)	CDD	81/60 (MCS10)	3.32	3.37	6.35	11.00	-4.65
	5550	110	n (40MHz)	CDD	81/60 (MCS10)	5.88	5.29	8.60	11.00	-2.40
	5670	134	n (40MHz)	CDD	81/60 (MCS10)	4.77	4.71	7.75	11.00	-3.25
	5710	142	n (40MHz)	CDD	81/60 (MCS10)	6.80	6.87	9.85	11.00	-1.15
	5510	102	ax (SU) (40MHz)	CDD	98/103.2 (MCS2)	1.36	0.90	4.15	11.00	-6.85
	5550	110	ax (SU) (40MHz)	CDD	98/103.2 (MCS2)	4.21	3.87	7.05	11.00	-3.95
	5710	142	ax (SU) (40MHz)	CDD	98/103.2 (MCS2)	5.71	5.33	8.53	11.00	-2.47
	5530	106	ac (80MHz)	CDD	175.5/195 (MCS2)	0.14	-0.75	2.73	11.00	-8.27
	*5610	122	ac (80MHz)	CDD	175.5/195 (MCS2)	2.77	3.05	5.92	11.00	-5.08
	5690	138	ac (80MHz)	CDD	175.5/195 (MCS2)	3.60	3.81	6.72	11.00	-4.28
	5530	106	ax (SU) (80MHz)	CDD	204/216.2 (MCS2)	-2.95	-3.24	-0.08	11.00	-11.08
	*5610	122	ax (SU) (80MHz)	CDD	204/216.2 (MCS2)	0.66	-0.57	3.10	11.00	-7.90
	5690	138	ax (SU) (80MHz)	CDD	204/216.2 (MCS2)	2.28	2.68	5.49	11.00	-5.51
	*5570	114	ac (160MHz)	CDD	175.5/195 (MCS2)	-5.72	-6.45	-3.06	11.00	-14.06
	*5570	114	ax (SU) (160MHz)	CDD	204/216.2 (MCS2)	-6.73	-7.50	-4.08	11.00	-15.08

Table 7-227. Bands 1, 2A, 2C CDD Primary Power Spectral Density Measurements (Low Data Rate)

*TDWR channel is not supported for ISED (denoted by a * next to the frequency)

Unless otherwise specified, no part of this report may be reproduced or utilized in any part, form or by any means, electronic or mechanical, including photocopying and microfilm, without permission in writing from Element Materials Technology. If you have any questions about this or have an enquiry about obtaining additional rights to this report or assembly of contents thereof, please contact ct.info@element.com.

	Frequency [MHz]	Channel No.	802.11 MODE	Mode	Data Rate [Mbps]	Antenna 5T Power Density [dBm/MHz]	Antemma 3b Power Density [dBm/MHz]	Summed Power Density [dBm/MHz]	Max Power Density [dBm/MHz]	Margin [dB]
Band 1	5180	36	n (20MHz)	CDD	78/86.7 (MCS12)	6.63	7.03	9.84	11.00	-1.16
	5200	40	n (20MHz)	CDD	78/86.7 (MCS12)	6.89	7.74	10.35	11.00	-0.65
	5240	48	n (20MHz)	CDD	78/86.7 (MCS12)	6.85	7.38	10.13	11.00	-0.87
	5180	36	ax (SU) (20MHz)	CDD	98/103.2 (MCS4)	4.59	4.41	7.51	11.00	-3.49
	5200	40	ax (SU) (20MHz)	CDD	98/103.2 (MCS4)	5.74	5.93	8.85	11.00	-2.15
	5240	48	ax (SU) (20MHz)	CDD	98/103.2 (MCS4)	5.18	6.01	8.63	11.00	-2.37
	5190	38	n (40MHz)	CDD	162/180 (MCS12)	2.72	2.37	5.56	11.00	-5.44
	5230	46	n (40MHz)	CDD	162/180 (MCS12)	7.04	7.85	10.47	11.00	-0.53
	5190	38	ax (SU) (40MHz)	CDD	196/206.5 (MCS4)	0.40	0.49	3.45	11.00	-7.55
	5230	46	ax (SU) (40MHz)	CDD	196/206.5 (MCS4)	5.91	6.24	9.09	11.00	-1.91
	5210	42	ac (80MHz)	CDD	351/390 (MCS4)	-1.15	-0.71	2.09	11.00	-8.91
	5210	42	ax (SU) (80MHz)	CDD	408/432.4 (MCS4)	-2.66	-2.60	0.38	11.00	-10.62
Band 1/2	5250	50	ac (160MHz)	CDD	351/390 (MCS4)	-6.17	-5.70	-2.92	11.00	-13.92
	5250	50	ax (SU) (160MHz)	CDD	408/432.4 (MCS4)	-6.97	-6.25	-3.59	11.00	-14.59
Band 2A	5260	52	n (20MHz)	CDD	78/86.7 (MCS12)	6.66	7.25	9.98	11.00	-1.02
	5300	60	n (20MHz)	CDD	78/86.7 (MCS12)	7.05	6.89	9.98	11.00	-1.02
	5320	64	n (20MHz)	CDD	78/86.7 (MCS12)	5.85	6.26	9.07	11.00	-1.93
	5260	52	ax (SU) (20MHz)	CDD	98/103.2 (MCS4)	5.23	5.88	8.58	11.00	-2.42
	5300	60	ax (SU) (20MHz)	CDD	98/103.2 (MCS4)	4.89	5.60	8.27	11.00	-2.73
	5320	64	ax (SU) (20MHz)	CDD	98/103.2 (MCS4)	3.69	4.39	7.07	11.00	-3.93
	5270	54	n (40MHz)	CDD	162/180 (MCS12)	6.78	7.28	10.05	11.00	-0.95
	5310	62	n (40MHz)	CDD	162/180 (MCS12)	2.63	2.94	5.80	11.00	-5.20
	5270	54	ax (SU) (40MHz)	CDD	196/206.5 (MCS4)	5.33	5.48	8.42	11.00	-2.58
	5310	62	ax (SU) (40MHz)	CDD	196/206.5 (MCS4)	0.58	0.38	3.49	11.00	-7.51
	5290	58	ac (80MHz)	CDD	351/390 (MCS4)	-1.01	-1.03	1.99	11.00	-9.01
	5290	58	ax (SU) (80MHz)	CDD	408/432.4 (MCS4)	-2.25	-2.29	0.74	11.00	-10.26
Band 2C	5500	100	n (20MHz)	CDD	78/86.7 (MCS12)	5.55	5.81	8.69	11.00	-2.31
	5580	116	n (20MHz)	CDD	78/86.7 (MCS12)	6.58	5.53	9.10	11.00	-1.90
	5720	144	n (20MHz)	CDD	78/86.7 (MCS12)	7.00	6.95	9.98	11.00	-1.02
	5500	100	ax (SU) (20MHz)	CDD	98/103.2 (MCS4)	4.43	4.32	7.39	11.00	-3.61
	5580	116	ax (SU) (20MHz)	CDD	98/103.2 (MCS4)	5.28	4.48	7.91	11.00	-3.09
	5720	144	ax (SU) (20MHz)	CDD	98/103.2 (MCS4)	5.59	5.54	8.58	11.00	-2.42
	5510	102	n (40MHz)	CDD	162/180 (MCS12)	2.54	1.71	5.15	11.00	-5.85
	5550	110	n (40MHz)	CDD	162/180 (MCS12)	5.91	5.52	8.73	11.00	-2.27
	5670	134	n (40MHz)	CDD	162/180 (MCS12)	4.18	4.20	7.20	11.00	-3.80
	5710	142	n (40MHz)	CDD	162/180 (MCS12)	6.79	7.05	9.93	11.00	-1.07
	5510	102	ax (SU) (40MHz)	CDD	196/206.5 (MCS4)	0.71	0.23	3.48	11.00	-7.52
	5550	110	ax (SU) (40MHz)	CDD	196/206.5 (MCS4)	3.95	3.59	6.78	11.00	-4.22
	5710	142	ax (SU) (40MHz)	CDD	196/206.5 (MCS4)	5.75	5.60	8.68	11.00	-2.32
	5530	106	ac (80MHz)	CDD	351/390 (MCS4)	-1.09	-1.57	1.69	11.00	-9.31
	*5610	122	ac (80MHz)	CDD	351/390 (MCS4)	1.88	0.62	4.31	11.00	-6.69
	5690	138	ac (80MHz)	CDD	351/390 (MCS4)	3.51	3.87	6.70	11.00	-4.30
	5530	106	ax (SU) (80MHz)	CDD	408/432.4 (MCS4)	-3.26	-3.59	-0.41	11.00	-11.41
	*5610	122	ax (SU) (80MHz)	CDD	408/432.4 (MCS4)	0.42	0.50	3.47	11.00	-7.53
	5690	138	ax (SU) (80MHz)	CDD	408/432.4 (MCS4)	2.52	2.49	5.51	11.00	-5.49
	*5570	114	ac (160MHz)	CDD	351/390 (MCS4)	-6.00	-6.36	-3.17	11.00	-14.17
	*5570	114	ax (SU) (160MHz)	CDD	408/432.4 (MCS4)	-7.63	-7.82	-4.71	11.00	-15.71

Table 7-228. Bands 1, 2A, 2C CDD Primary Power Spectral Density Measurements (Mid Data Rate)

*TDWR channel is not supported for ISED (denoted by a * next to the frequency)

Unless otherwise specified, no part of this report may be reproduced or utilized in any part, form or by any means, electronic or mechanical, including photocopying and microfilm, without permission in writing from Element Materials Technology. If you have any questions about this or have an enquiry about obtaining additional rights to this report or assembly of contents thereof, please contact ct.info@element.com.

	Frequency [MHz]	Channel No.	802.11 MODE	Mode	Data Rate [Mbps]	Antenna 5T Power Density [dBm/MHz]	Antemma 3b Power Density [dBm/MHz]	Summed Power Density [dBm/MHz]	Max Power Density [dBm/MHz]	Margin [dB]
Band 1	5180	36	n (20MHz)	CDD	130/144.4 (MCS15)	4.90	5.50	8.22	11.00	-2.78
	5200	40	n (20MHz)	CDD	130/144.4 (MCS15)	5.82	6.16	9.00	11.00	-2.00
	5240	48	n (20MHz)	CDD	130/144.4 (MCS15)	6.06	5.86	8.97	11.00	-2.03
	5180	36	ax (SU) (20MHz)	CDD	270/286.8 (MCS11)	3.57	3.70	6.65	11.00	-4.35
	5200	40	ax (SU) (20MHz)	CDD	270/286.8 (MCS11)	5.95	6.10	9.04	11.00	-1.96
	5240	48	ax (SU) (20MHz)	CDD	270/286.8 (MCS11)	5.72	5.95	8.84	11.00	-2.16
	5190	38	n (40MHz)	CDD	270/300 (MCS15)	0.24	0.16	3.21	11.00	-7.79
	5230	46	n (40MHz)	CDD	270/300 (MCS15)	5.99	6.40	9.21	11.00	-1.79
	5190	38	ax (SU) (40MHz)	CDD	271/286.8 (MCS11)	0.06	0.57	3.33	11.00	-7.67
	5230	46	ax (SU) (40MHz)	CDD	271/286.8 (MCS11)	5.06	5.97	8.55	11.00	-2.45
	5210	42	ac (80MHz)	CDD	780/866.7 (MCS9)	-2.51	-2.33	0.59	11.00	-10.41
	5210	42	ax (SU) (80MHz)	CDD	1134/1201 (MCS11)	-2.83	-2.65	0.27	11.00	-10.73
Band 1/2	5250	50	ac (160MHz)	CDD	780/866.7 (MCS9)	-8.43	-8.20	-5.30	11.00	-16.30
	5250	50	ax (SU) (160MHz)	CDD	1134/1201 (MCS11)	-8.83	-8.20	-5.49	11.00	-16.49
Band 2A	5260	52	n (20MHz)	CDD	130/144.4 (MCS15)	5.96	5.84	8.91	11.00	-2.09
	5300	60	n (20MHz)	CDD	130/144.4 (MCS15)	5.76	5.70	8.74	11.00	-2.26
	5320	64	n (20MHz)	CDD	130/144.4 (MCS15)	4.83	4.29	7.58	11.00	-3.42
	5260	52	ax (SU) (20MHz)	CDD	270/286.8 (MCS11)	4.00	5.89	8.06	11.00	-2.94
	5300	60	ax (SU) (20MHz)	CDD	270/286.8 (MCS11)	5.52	5.58	8.56	11.00	-2.44
	5320	64	ax (SU) (20MHz)	CDD	270/286.8 (MCS11)	4.06	3.97	7.02	11.00	-3.98
	5270	54	n (40MHz)	CDD	270/300 (MCS15)	5.18	5.35	8.28	11.00	-2.72
	5310	62	n (40MHz)	CDD	270/300 (MCS15)	-0.22	-0.19	2.81	11.00	-8.19
	5270	54	ax (SU) (40MHz)	CDD	271/286.8 (MCS11)	4.96	5.29	8.14	11.00	-2.86
	5310	62	ax (SU) (40MHz)	CDD	271/286.8 (MCS11)	-0.31	-0.31	2.70	11.00	-8.30
	5290	58	ac (80MHz)	CDD	780/866.7 (MCS9)	-2.90	-3.44	-0.15	11.00	-11.15
	5290	58	ax (SU) (80MHz)	CDD	1134/1201 (MCS11)	-3.32	-3.41	-0.35	11.00	-11.35
Band 2C	5500	100	n (20MHz)	CDD	130/144.4 (MCS15)	3.28	2.93	6.12	11.00	-4.88
	5580	116	n (20MHz)	CDD	130/144.4 (MCS15)	5.22	4.48	7.87	11.00	-3.13
	5720	144	n (20MHz)	CDD	130/144.4 (MCS15)	5.60	5.64	8.63	11.00	-2.37
	5500	100	ax (SU) (20MHz)	CDD	270/286.8 (MCS11)	3.20	2.58	5.91	11.00	-5.09
	5580	116	ax (SU) (20MHz)	CDD	270/286.8 (MCS11)	5.30	4.55	7.95	11.00	-3.05
	5720	144	ax (SU) (20MHz)	CDD	270/286.8 (MCS11)	5.62	5.56	8.60	11.00	-2.40
	5510	102	n (40MHz)	CDD	270/300 (MCS15)	-0.92	-1.47	1.82	11.00	-9.18
	5550	110	n (40MHz)	CDD	270/300 (MCS15)	4.50	3.78	7.17	11.00	-3.83
	5710	142	n (40MHz)	CDD	270/300 (MCS15)	5.94	5.50	8.74	11.00	-2.26
	5510	102	ax (SU) (40MHz)	CDD	271/286.8 (MCS11)	-0.96	-1.56	1.76	11.00	-9.24
	5550	110	ax (SU) (40MHz)	CDD	271/286.8 (MCS11)	3.71	3.14	6.44	11.00	-4.56
	5670	134	ax (SU) (40MHz)	CDD	271/286.8 (MCS11)	0.45	0.34	3.40	11.00	-7.60
	5710	142	ax (SU) (40MHz)	CDD	271/286.8 (MCS11)	5.60	5.47	8.54	11.00	-2.46
	5530	106	ac (80MHz)	CDD	780/866.7 (MCS9)	-4.34	-4.32	-1.32	11.00	-12.32
	*5610	122	ac (80MHz)	CDD	780/866.7 (MCS9)	0.10	-0.98	2.61	11.00	-8.39
	5690	138	ac (80MHz)	CDD	780/866.7 (MCS9)	3.11	2.75	5.95	11.00	-5.05
	5530	106	ax (SU) (80MHz)	CDD	1134/1201 (MCS11)	-4.66	-4.62	-1.63	11.00	-12.63
	*5610	122	ax (SU) (80MHz)	CDD	1134/1201 (MCS11)	-0.90	-2.28	1.47	11.00	-9.53
	5690	138	ax (SU) (80MHz)	CDD	1134/1201 (MCS11)	2.60	2.81	5.72	11.00	-5.28
	*5570	114	ac (160MHz)	CDD	780/866.7 (MCS9)	-8.49	-9.16	-5.80	11.00	-16.80
	*5570	114	ax (SU) (160MHz)	CDD	1134/1201 (MCS11)	-9.24	-9.91	-6.55	11.00	-17.55

Table 7-229. Bands 1, 2A, 2C CDD Primary Power Spectral Density Measurements (High Data Rate)

*TDWR channel is not supported for ISED (denoted by a * next to the frequency)

Unless otherwise specified, no part of this report may be reproduced or utilized in any part, form or by any means, electronic or mechanical, including photocopying and microfilm, without permission in writing from Element Materials Technology. If you have any questions about this or have an enquiry about obtaining additional rights to this report or assembly of contents thereof, please contact ct.info@element.com.

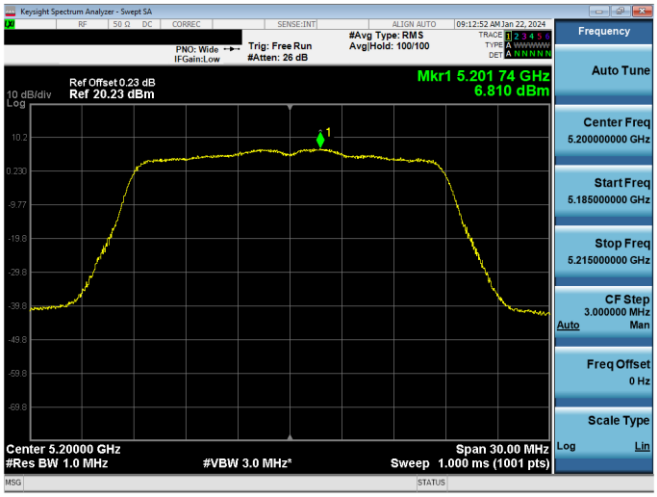

Plot 7-577. PSD CDD Primary Antenna 5T (20MHz BW 802.11n – Ch. 40, MCS10)

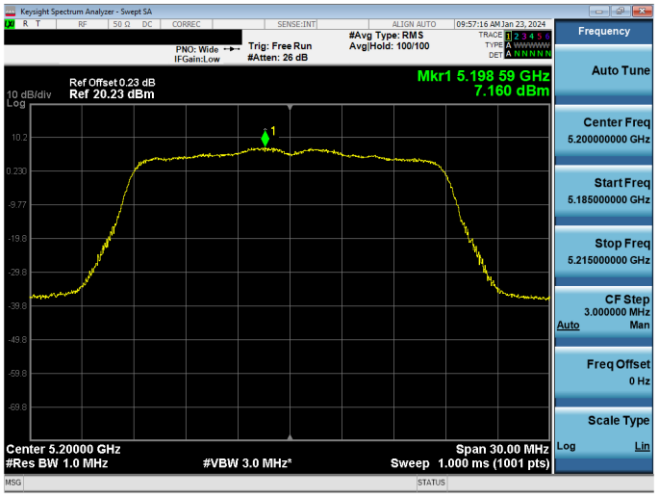

Plot 7-578. PSD CDD Primary Antenna 3b (20MHz BW 802.11n – Ch. 40, MCS10)

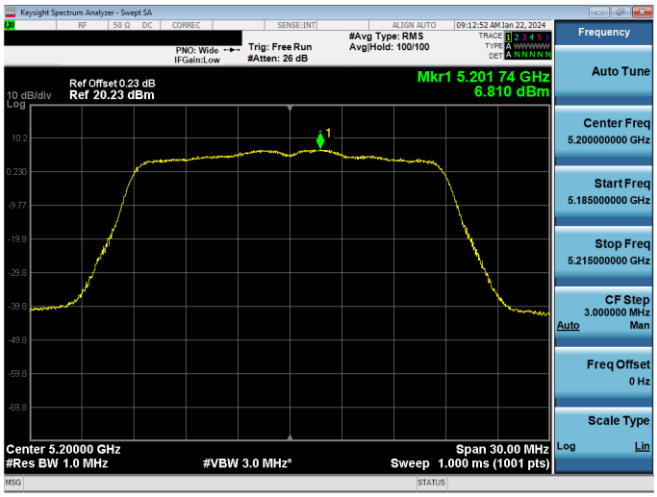

Plot 7-579. PSD CDD Primary Antenna 5T (20MHz BW 802.11n – Ch. 40, MCS10)

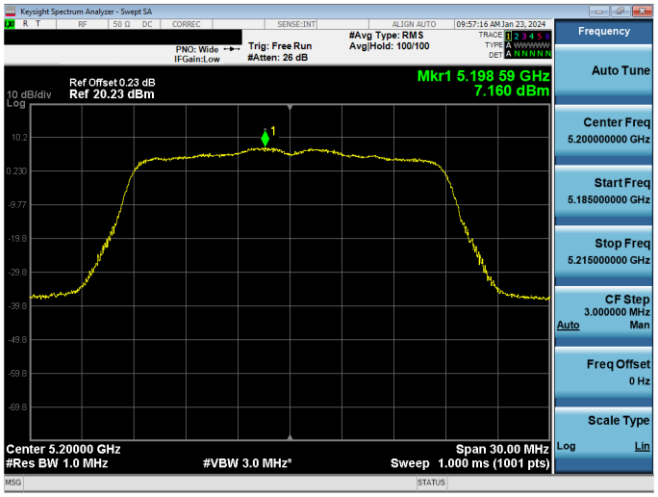

Plot 7-580. PSD CDD Primary Antenna 3b (20MHz BW 802.11n – Ch. 40, MCS10)

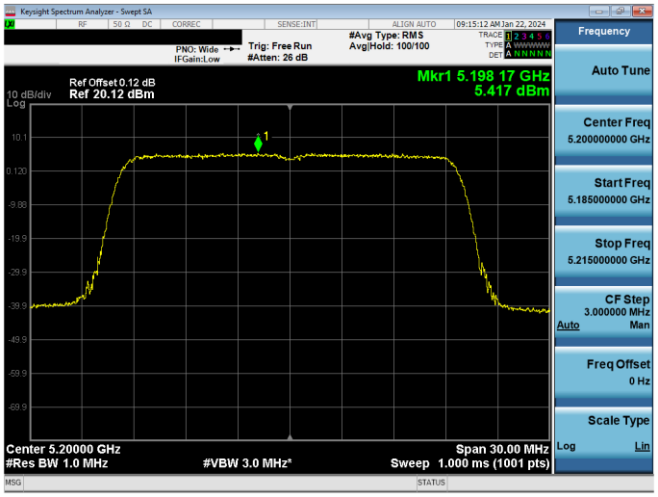

Plot 7-581. PSD CDD Primary Antenna 5T (20MHz BW 802.11ax(SU) – Ch. 40, MCS2)

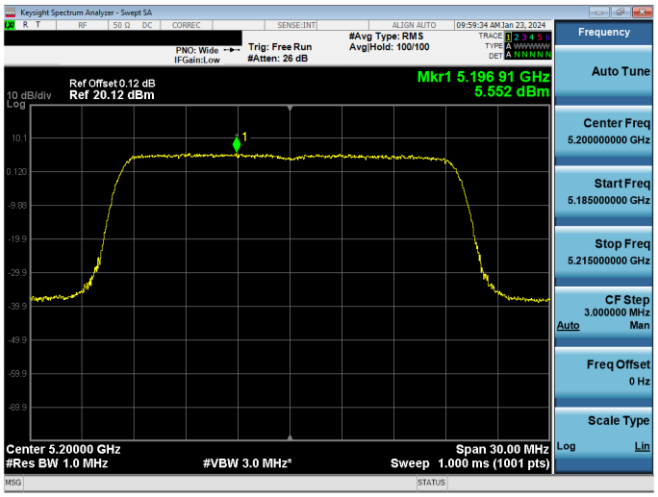

Plot 7-582. PSD CDD Primary Antenna 3b (20MHz BW 802.11ax(SU) – Ch. 40, MCS2)

Unless otherwise specified, no part of this report may be reproduced or utilized in any part, form or by any means, electronic or mechanical, including photocopying and microfilm, without permission in writing from Element Materials Technology. If you have any questions about this or have an enquiry about obtaining additional rights to this report or assembly of contents thereof, please contact ct.info@element.com.