TUV SUD Limited Digitally signed by TUV SUD Limited Date: 2024.09.27 08:49:56 +01'00'

Test Configuration			
Frequency Range:	5.725-5.850 GHz	Band:	U-NII-3
Limit Clause(s):	15.407 (a)(3) RSS-247 6.2.4.1	Test Method(s):	C63.10 12.4.2.4 C63.10 12.6
Additional Reference(s):	662911 D01 v02r01 F)2)d)(ii), 662911 D01 v02r01 E)2)b)		
Note(s):	DCCF was added to the spectrum analyser reference level offset.		

DUT Configuration			
Mode:	802.11n HT40	Duty Cycle (%):	90.0
Modulation Coding Scheme:	MCS10	DCCF (dB):	0.46
Antenna Configuration:	MIMO SDM	Peak Antenna Gain (dBi):	5.56
Active Port(s):	A+B (Core 0 + Core 1)	Active Chain(s):	0+1

Test Frequency (MHz)	PSD (dBm / 500 kHz)					Limit (dBm)	Margin (dB)
	A	B	C	D	∑		
5710	-0.48	0.25	-	-	2.91	30.00	-27.09
5755	5.06	5.33	-	-	8.21	30.00	-21.79
5795	5.17	4.93	-	-	8.06	30.00	-21.94

Table 668 - Maximum Power Spectral Density Results

Test Configuration			
Frequency Range:	5.725-5.850 GHz	Band:	U-NII-3
Limit Clause(s):	15.407 (a)(3) RSS-247 6.2.4.1	Test Method(s):	C63.10 12.4.2.4 C63.10 12.6
Additional Reference(s):	662911 D01 v02r01 F)2)d)(ii), 662911 D01 v02r01 E)2)b)		
Note(s):	DCCF was added to the spectrum analyser reference level offset.		

DUT Configuration			
Mode:	802.11ac VHT80	Duty Cycle (%):	84.4
Modulation Coding Scheme:	MCS2x2	DCCF (dB):	0.74
Antenna Configuration:	MIMO SDM	Peak Antenna Gain (dBi):	5.24
Active Port(s):	A+B (Core 0 + Core 1)	Active Chain(s):	0+1

Test Frequency (MHz)	PSD (dBm / 500 kHz)					Limit (dBm)	Margin (dB)
	A	B	C	D	∑		
5690	-2.34	-1.88	-	-	0.91	30.00	-29.09
5775	-0.68	-0.76	-	-	2.29	30.00	-27.71

Table 669 - Maximum Power Spectral Density Results

Test Configuration			
Frequency Range:	5.725-5.850 GHz	Band:	U-NII-3
Limit Clause(s):	15.407 (a)(3) RSS-247 6.2.4.1	Test Method(s):	C63.10 12.4.2.4 C63.10 12.6
Additional Reference(s):	662911 D01 v02r01 F)2)d)(ii), 662911 D01 v02r01 E)2)b)		
Note(s):	DCCF was added to the spectrum analyser reference level offset.		

DUT Configuration			
Mode:	802.11ax HE20 SU	Duty Cycle (%):	96.0
Modulation Coding Scheme:	MCS2x2	DCCF (dB):	0.18
Antenna Configuration:	MIMO SDM	Peak Antenna Gain (dBi):	5.56
Active Port(s):	A+B (Core 0 + Core 1)	Active Chain(s):	0+1

Test Frequency (MHz)	PSD (dBm / 500 kHz)					Limit (dBm)	Margin (dB)
	A	B	C	D	∑		
5720	0.80	0.87	-	-	3.85	30.00	-26.15
5745	8.17	7.57	-	-	10.89	30.00	-19.11
5785	8.14	7.91	-	-	11.04	30.00	-18.96
5825	8.21	7.61	-	-	10.93	30.00	-19.07

Table 670 - Maximum Power Spectral Density Results

Test Configuration			
Frequency Range:	5.725-5.850 GHz	Band:	U-NII-3
Limit Clause(s):	15.407 (a)(3) RSS-247 6.2.4.1	Test Method(s):	C63.10 12.4.2.4 C63.10 12.6
Additional Reference(s):	662911 D01 v02r01 F)2)d)(ii), 662911 D01 v02r01 E)2)b)		
Note(s):	DCCF was added to the spectrum analyser reference level offset.		

DUT Configuration			
Mode:	802.11ax HE40 SU	Duty Cycle (%):	95.8
Modulation Coding Scheme:	MCS2x2	DCCF (dB):	0.19
Antenna Configuration:	MIMO SDM	Peak Antenna Gain (dBi):	5.56
Active Port(s):	A+B (Core 0 + Core 1)	Active Chain(s):	0+1

Test Frequency (MHz)	PSD (dBm / 500 kHz)					Limit (dBm)	Margin (dB)
	A	B	C	D	∑		
5710	-0.62	-0.44	-	-	2.48	30.00	-27.52
5755	5.14	4.98	-	-	8.07	30.00	-21.93
5795	5.44	5.10	-	-	8.29	30.00	-21.71

Table 671 - Maximum Power Spectral Density Results

Test Configuration			
Frequency Range:	5.725-5.850 GHz	Band:	U-NII-3
Limit Clause(s):	15.407 (a)(3) RSS-247 6.2.4.1	Test Method(s):	C63.10 12.4.2.4 C63.10 12.6
Additional Reference(s):	662911 D01 v02r01 F)2)d)(ii), 662911 D01 v02r01 E)2)b)		
Note(s):	DCCF was added to the spectrum analyser reference level offset.		

DUT Configuration			
Mode:	802.11ax HE80 SU	Duty Cycle (%):	95.6
Modulation Coding Scheme:	MCS2x2	DCCF (dB):	0.20
Antenna Configuration:	MIMO SDM	Peak Antenna Gain (dBi):	5.24
Active Port(s):	A+B (Core 0 + Core 1)	Active Chain(s):	0+1

Test Frequency (MHz)	PSD (dBm / 500 kHz)					Limit (dBm)	Margin (dB)
	A	B	C	D	∑		
5690	-2.98	-3.03	-	-	0.01	30.00	-29.99
5775	-1.27	-1.00	-	-	1.88	30.00	-28.12

Table 672 - Maximum Power Spectral Density Results

Test Configuration			
Frequency Range:	5.150-5.250 GHz	Band:	U-NII-1
Limit Clause(s):	15.407 (a)(1)(iv)	Test Method(s):	C63.10 12.4.2.4 C63.10 12.6
Additional Reference(s):	662911 D01 v02r01 F)2)d)(ii), 662911 D01 v02r01 E)2)b)		
Note(s):	DCCF was added to the spectrum analyser reference level offset.		

DUT Configuration			
Mode:	802.11ax HE20 RU26	Duty Cycle (%):	97.5
Modulation Coding Scheme:	MCS2x2	DCCF (dB):	0.11
Antenna Configuration:	MIMO SDM	Peak Antenna Gain (dBi):	5.75
Active Port(s):	A+B (Core 0 + Core 1)	Active Chain(s):	0+1

Test Frequency (MHz)	PSD (dBm / MHz)					Limit (dBm)	Margin (dB)
	A	B	C	D	∑		
5180 (RU26.0)	5.48	5.52	-	-	8.51	11.00	-2.49
5220 (RU26.0)	5.45	5.47	-	-	8.47	11.00	-2.53
5240 (RU26.8)	5.26	4.90	-	-	8.09	11.00	-2.91

Table 673 - FCC Maximum Power Spectral Density Results

Test Configuration			
Frequency Range:	5.150-5.250 GHz	Band:	U-NII-1
Limit Clause(s):	15.407 (a)(1)(iv)	Test Method(s):	C63.10 12.4.2.4 C63.10 12.6
Additional Reference(s):	662911 D01 v02r01 F)2)d)(ii), 662911 D01 v02r01 E)2)b)		
Note(s):	DCCF was added to the spectrum analyser reference level offset.		

DUT Configuration			
Mode:	802.11ax HE20 RU52	Duty Cycle (%):	97.4
Modulation Coding Scheme:	MCS2x2	DCCF (dB):	0.12
Antenna Configuration:	MIMO SDM	Peak Antenna Gain (dBi):	5.75
Active Port(s):	A+B (Core 0 + Core 1)	Active Chain(s):	0+1

Test Frequency (MHz)	PSD (dBm / MHz)					Limit (dBm)	Margin (dB)
	A	B	C	D	∑		
5180 (RU52.37)	5.52	5.89	-	-	8.72	11.00	-2.28
5220 (RU52.37)	5.46	5.91	-	-	8.70	11.00	-2.30
5240 (RU52.40)	5.15	5.76	-	-	8.48	11.00	-2.52

Table 674 - FCC Maximum Power Spectral Density Results

Test Configuration			
Frequency Range:	5.150-5.250 GHz	Band:	U-NII-1
Limit Clause(s):	15.407 (a)(1)(iv)	Test Method(s):	C63.10 12.4.2.4 C63.10 12.6
Additional Reference(s):	662911 D01 v02r01 F)2)d)(ii), 662911 D01 v02r01 E)2)b)		
Note(s):	DCCF was added to the spectrum analyser reference level offset.		

DUT Configuration			
Mode:	802.11ax HE20 RU106	Duty Cycle (%):	98.0
Modulation Coding Scheme:	MCS2x2	DCCF (dB):	0.09
Antenna Configuration:	MIMO SDM	Peak Antenna Gain (dBi):	5.75
Active Port(s):	A+B (Core 0 + Core 1)	Active Chain(s):	0+1

Test Frequency (MHz)	PSD (dBm / MHz)					Limit (dBm)	Margin (dB)
	A	B	C	D	∑		
5180 (RU106.53)	5.41	5.80	-	-	8.62	11.00	-2.38
5220 (RU106.53)	4.93	5.69	-	-	8.34	11.00	-2.66
5240 (RU106.54)	5.64	5.79	-	-	8.73	11.00	-2.27

Table 675 - FCC Maximum Power Spectral Density Results

Test Configuration			
Frequency Range:	5.150-5.250 GHz	Band:	U-NII-1
Limit Clause(s):	RSS-247 6.2.1.1	Test Method(s):	C63.10 12.4.2.4 C63.10 12.6
Additional Reference(s):	662911 D01 v02r01 F)2)d)(ii), 662911 D01 v02r01 E)2)b)		
Note(s):	DCCF was added to the spectrum analyser reference level offset.		

DUT Configuration			
Mode:	802.11ax HE20 RU26	Duty Cycle (%):	97.3
Modulation Coding Scheme:	MCS2x2	DCCF (dB):	0.12
Antenna Configuration:	MIMO SDM	Peak Antenna Gain (dBi):	5.75
Active Port(s):	A+B (Core 0 + Core 1)	Active Chain(s):	0+1

Test Frequency (MHz)	PSD (dBm / MHz)					Gain (dBi)	EIRP (dBm)	EIRP Limit (dBm)	EIRP Margin (dB)
	A	B	C	D	∑				
5180 (RU26.0)	-2.33	-1.59	-	-	1.07	5.75	6.82	10.00	-3.18
5220 (RU26.0)	-2.07	-1.38	-	-	1.30	5.75	7.05	10.00	-2.95
5240 (RU26.8)	-2.36	-1.13	-	-	1.31	5.75	7.06	10.00	-2.94

Table 676 - ISED Maximum Power Spectral Density Results

Test Configuration			
Frequency Range:	5.150-5.250 GHz	Band:	U-NII-1
Limit Clause(s):	RSS-247 6.2.1.1	Test Method(s):	C63.10 12.4.2.4 C63.10 12.6
Additional Reference(s):	662911 D01 v02r01 F)2)d)(ii), 662911 D01 v02r01 E)2)b)		
Note(s):	DCCF was added to the spectrum analyser reference level offset.		

DUT Configuration			
Mode:	802.11ax HE20 RU52	Duty Cycle (%):	97.2
Modulation Coding Scheme:	MCS2x2	DCCF (dB):	0.12
Antenna Configuration:	MIMO SDM	Peak Antenna Gain (dBi):	5.75
Active Port(s):	A+B (Core 0 + Core 1)	Active Chain(s):	0+1

Test Frequency (MHz)	PSD (dBm / MHz)					Gain (dBi)	EIRP (dBm)	EIRP Limit (dBm)	EIRP Margin (dB)
	A	B	C	D	∑				
5180 (RU52.37)	-1.15	-0.79	-	-	2.05	5.75	7.80	10.00	-2.20
5220 (RU52.37)	-1.34	-1.03	-	-	1.83	5.75	7.58	10.00	-2.42
5240 (RU52.40)	-1.09	-1.22	-	-	1.86	5.75	7.61	10.00	-2.39

Table 677 - ISED Maximum Power Spectral Density Results

Test Configuration			
Frequency Range:	5.150-5.250 GHz	Band:	U-NII-1
Limit Clause(s):	RSS-247 6.2.1.1	Test Method(s):	C63.10 12.4.2.4 C63.10 12.6
Additional Reference(s):	662911 D01 v02r01 F)2)d)(ii), 662911 D01 v02r01 E)2)b)		
Note(s):	DCCF was added to the spectrum analyser reference level offset.		

DUT Configuration			
Mode:	802.11ax HE20 RU106	Duty Cycle (%):	98.4
Modulation Coding Scheme:	MCS2x2	DCCF (dB):	0.07
Antenna Configuration:	MIMO SDM	Peak Antenna Gain (dBi):	5.75
Active Port(s):	A+B (Core 0 + Core 1)	Active Chain(s):	0+1

Test Frequency (MHz)	PSD (dBm / MHz)					Gain (dBi)	EIRP (dBm)	EIRP Limit (dBm)	EIRP Margin (dB)
	A	B	C	D	∑				
5180 (RU106.53)	-1.02	-0.63	-	-	2.19	5.75	7.94	10.00	-2.06
5220 (RU106.53)	-1.62	-0.80	-	-	1.82	5.75	7.57	10.00	-2.43
5240 (RU106.54)	-1.28	-1.03	-	-	1.86	5.75	7.61	10.00	-2.39

Table 678 - ISED Maximum Power Spectral Density Results

Test Configuration			
Frequency Range:	5.250-5.350 GHz	Band:	U-NII-2A
Limit Clause(s):	15.407 (a)(2) RSS-247 6.2.2.1	Test Method(s):	C63.10 12.4.2.4 C63.10 12.6
Additional Reference(s):	662911 D01 v02r01 F)2)d)(ii), 662911 D01 v02r01 E)2)b)		
Note(s):	DCCF was added to the spectrum analyser reference level offset.		

DUT Configuration			
Mode:	802.11ax HE20 RU52	Duty Cycle (%):	97.1
Modulation Coding Scheme:	MCS2x2	DCCF (dB):	0.13
Antenna Configuration:	MIMO SDM	Peak Antenna Gain (dBi):	7.15
Active Port(s):	A+B (Core 0 + Core 1)	Active Chain(s):	0+1

Test Frequency (MHz)	PSD (dBm / MHz)					Limit (dBm)	Margin (dB)
	A	B	C	D	∑		
5260 (RU52.37)	4.51	4.70	-	-	7.62	9.85	-2.23
5300 (RU52.37)	3.78	4.50	-	-	7.17	9.85	-2.68
5320 (RU52.40)	4.30	4.32	-	-	7.32	9.85	-2.53

Table 679 - FCC Maximum Power Spectral Density Results

Test Frequency (MHz)	PSD (dBm / MHz)					Limit (dBm)	Margin (dB)
	A	B	C	D	∑		
5260 (RU52.37)	4.51	4.70	-	-	7.62	11.00	-3.38
5300 (RU52.37)	3.78	4.50	-	-	7.17	11.00	-3.83
5320 (RU52.40)	4.30	4.32	-	-	7.32	11.00	-3.68

Table 680 - ISED Maximum Power Spectral Density Results

Test Configuration			
Frequency Range:	5.250-5.350 GHz	Band:	U-NII-2A
Limit Clause(s):	15.407 (a)(2) RSS-247 6.2.2.1	Test Method(s):	C63.10 12.4.2.4 C63.10 12.6
Additional Reference(s):	662911 D01 v02r01 F)2)d)(ii), 662911 D01 v02r01 E)2)b)		
Note(s):	DCCF was added to the spectrum analyser reference level offset.		

DUT Configuration			
Mode:	802.11ax HE20 RU106	Duty Cycle (%):	97.7
Modulation Coding Scheme:	MCS2x2	DCCF (dB):	0.10
Antenna Configuration:	MIMO SDM	Peak Antenna Gain (dBi):	7.15
Active Port(s):	A+B (Core 0 + Core 1)	Active Chain(s):	0+1

Test Frequency (MHz)	PSD (dBm / MHz)					Limit (dBm)	Margin (dB)
	A	B	C	D	∑		
5260 (RU106.53)	4.17	4.55	-	-	7.37	9.85	-2.48
5300 (RU106.53)	3.82	4.69	-	-	7.29	9.85	-2.56
5320 (RU106.54)	4.34	4.60	-	-	7.48	9.85	-2.37

Table 681 - FCC Maximum Power Spectral Density Results

Test Frequency (MHz)	PSD (dBm / MHz)					Limit (dBm)	Margin (dB)
	A	B	C	D	∑		
5260 (RU106.53)	4.17	4.55	-	-	7.37	11.00	-3.63
5300 (RU106.53)	3.82	4.69	-	-	7.29	11.00	-3.71
5320 (RU106.54)	4.34	4.60	-	-	7.48	11.00	-3.52

Table 682 - ISED Maximum Power Spectral Density Results

Test Configuration			
Frequency Range:	5.470-5.725 GHz	Band:	U-NII-2C
Limit Clause(s):	15.407 (a)(2) RSS-247 6.2.3.1	Test Method(s):	C63.10 12.4.2.4 C63.10 12.6
Additional Reference(s):	662911 D01 v02r01 F)2)d)(ii), 662911 D01 v02r01 E)2)b)		
Note(s):	DCCF was added to the spectrum analyser reference level offset.		

DUT Configuration			
Mode:	802.11ax HE20 RU52	Duty Cycle (%):	97.0
Modulation Coding Scheme:	MCS2x2	DCCF (dB):	0.13
Antenna Configuration:	MIMO SDM	Peak Antenna Gain (dBi):	5.00
Active Port(s):	A+B (Core 0 + Core 1)	Active Chain(s):	0+1

Test Frequency (MHz)	PSD (dBm / MHz)					Limit (dBm)	Margin (dB)
	A	B	C	D	∑		
5500 (RU52.37)	5.41	5.93	-	-	8.69	11.00	-2.31
5580 (RU52.37)	5.81	5.97	-	-	8.90	11.00	-2.10
5600 (RU52.37)	6.02	6.07	-	-	9.05	11.00	-1.95
5700 (RU52.40)	2.79	3.31	-	-	6.07	11.00	-4.93
5720 (RU52.39)	5.72	5.47	-	-	8.61	11.00	-2.39

Table 683 - Maximum Power Spectral Density Results

Test Configuration			
Frequency Range:	5.470-5.725 GHz	Band:	U-NII-2C
Limit Clause(s):	15.407 (a)(2) RSS-247 6.2.3.1	Test Method(s):	C63.10 12.4.2.4 C63.10 12.6
Additional Reference(s):	662911 D01 v02r01 F)2)d)(ii), 662911 D01 v02r01 E)2)b)		
Note(s):	DCCF was added to the spectrum analyser reference level offset.		

DUT Configuration			
Mode:	802.11ax HE20 RU106	Duty Cycle (%):	97.8
Modulation Coding Scheme:	MCS2x2	DCCF (dB):	0.10
Antenna Configuration:	MIMO SDM	Peak Antenna Gain (dBi):	5.00
Active Port(s):	A+B (Core 0 + Core 1)	Active Chain(s):	0+1

Test Frequency (MHz)	PSD (dBm / MHz)					Limit (dBm)	Margin (dB)
	A	B	C	D	∑		
5500 (RU106.53)	5.58	6.09	-	-	8.86	11.00	-2.14
5580 (RU106.53)	5.81	6.30	-	-	9.07	11.00	-1.93
5600 (RU106.53)	5.68	5.87	-	-	8.79	11.00	-2.21
5700 (RU106.54)	4.75	5.01	-	-	7.89	11.00	-3.11
5720 (RU106.53)	5.56	6.34	-	-	8.98	11.00	-2.02

Table 684 - Maximum Power Spectral Density Results

Test Configuration			
Frequency Range:	5.725-5.850 GHz	Band:	U-NII-3
Limit Clause(s):	15.407 (a)(3) RSS-247 6.2.4.1	Test Method(s):	C63.10 12.4.2.4 C63.10 12.6
Additional Reference(s):	662911 D01 v02r01 F)2)d)(ii), 662911 D01 v02r01 E)2)b)		
Note(s):	DCCF was added to the spectrum analyser reference level offset.		

DUT Configuration			
Mode:	802.11ax HE20 RU26	Duty Cycle (%):	97.1
Modulation Coding Scheme:	MCS2x2	DCCF (dB):	0.13
Antenna Configuration:	MIMO SDM	Peak Antenna Gain (dBi):	5.24
Active Port(s):	A+B (Core 0 + Core 1)	Active Chain(s):	0+1

Test Frequency (MHz)	PSD (dBm / 500 kHz)					Limit (dBm)	Margin (dB)
	A	B	C	D	∑		
5745 (RU26.0)	7.99	7.74	-	-	10.88	30.00	-19.12
5785 (RU26.0)	8.13	7.83	-	-	10.99	30.00	-19.01
5825 (RU26.8)	7.62	7.96	-	-	10.80	30.00	-19.20

Table 685 - Maximum Power Spectral Density Results

Test Configuration			
Frequency Range:	5.725-5.850 GHz	Band:	U-NII-3
Limit Clause(s):	15.407 (a)(3) RSS-247 6.2.4.1	Test Method(s):	C63.10 12.4.2.4 C63.10 12.6
Additional Reference(s):	662911 D01 v02r01 F)2)d)(ii), 662911 D01 v02r01 E)2)b)		
Note(s):	DCCF was added to the spectrum analyser reference level offset.		

DUT Configuration			
Mode:	802.11ax HE20 RU52	Duty Cycle (%):	97.0
Modulation Coding Scheme:	MCS2x2	DCCF (dB):	0.13
Antenna Configuration:	MIMO SDM	Peak Antenna Gain (dBi):	5.56
Active Port(s):	A+B (Core 0 + Core 1)	Active Chain(s):	0+1

Test Frequency (MHz)	PSD (dBm / 500 kHz)					Limit (dBm)	Margin (dB)
	A	B	C	D	∑		
5720 (RU52.40)	2.91	2.99	-	-	5.96	30.00	-24.04
5745 (RU52.37)	8.26	8.10	-	-	11.19	30.00	-18.81
5785 (RU52.37)	8.20	7.76	-	-	11.00	30.00	-19.00
5825 (RU52.40)	8.19	8.35	-	-	11.28	30.00	-18.72

Table 686 - Maximum Power Spectral Density Results

Test Configuration			
Frequency Range:	5.725-5.850 GHz	Band:	U-NII-3
Limit Clause(s):	15.407 (a)(3) RSS-247 6.2.4.1	Test Method(s):	C63.10 12.4.2.4 C63.10 12.6
Additional Reference(s):	662911 D01 v02r01 F)2)d)(ii), 662911 D01 v02r01 E)2)b)		
Note(s):	DCCF was added to the spectrum analyser reference level offset.		

DUT Configuration			
Mode:	802.11ax HE20 RU106	Duty Cycle (%):	97.8
Modulation Coding Scheme:	MCS2x2	DCCF (dB):	0.10
Antenna Configuration:	MIMO SDM	Peak Antenna Gain (dBi):	5.56
Active Port(s):	A+B (Core 0 + Core 1)	Active Chain(s):	0+1

Test Frequency (MHz)	PSD (dBm / 500 kHz)					Limit (dBm)	Margin (dB)
	A	B	C	D	∑		
5720 (RU106.54)	3.30	2.87	-	-	6.10	30.00	-23.90
5745 (RU106.53)	8.11	8.00	-	-	11.06	30.00	-18.94
5785 (RU106.53)	8.34	8.34	-	-	11.35	30.00	-18.65
5825 (RU106.54)	8.06	8.14	-	-	11.11	30.00	-18.89

Table 687 - Maximum Power Spectral Density Results

TxBF

Test Configuration			
Frequency Range:	5.150-5.250 GHz	Band:	U-NII-1
Limit Clause(s):	15.407 (a)(1)(iv)	Test Method(s):	C63.10 12.4.2.4 C63.10 12.6
Additional Reference(s):	662911 D01 v02r01 F)2)d)(i), 662911 D01 v02r01 E)2)b)		

DUT Configuration			
Mode:	802.11ac VHT20	Duty Cycle (%):	90.8
Modulation Coding Scheme:	MCS2	DCCF (dB):	0.42
Antenna Configuration:	TxBF	Peak Antenna Gain (dBi):	8.76
Active Port(s):	A+B (Core 0 + Core 1)	Active Chain(s):	0+1

Test Frequency (MHz)	PSD (dBm / MHz)					Limit (dBm)	Margin (dB)
	A	B	C	D	∑		
5180	2.33	2.22	-	-	5.28	8.24	-2.95
5220	2.60	2.39	-	-	5.50	8.24	-2.73
5240	2.69	3.03	-	-	5.87	8.24	-2.37

Table 688 - FCC Maximum Power Spectral Density Results

Test Configuration			
Frequency Range:	5.150-5.250 GHz	Band:	U-NII-1
Limit Clause(s):	15.407 (a)(1)(iv)	Test Method(s):	C63.10 12.4.2.4 C63.10 12.6
Additional Reference(s):	662911 D01 v02r01 F)2)d)(i), 662911 D01 v02r01 E)2)b)		

DUT Configuration			
Mode:	802.11ac VHT40	Duty Cycle (%):	91.7
Modulation Coding Scheme:	MCS2	DCCF (dB):	0.37
Antenna Configuration:	TxBF	Peak Antenna Gain (dBi):	8.76
Active Port(s):	A+B (Core 0 + Core 1)	Active Chain(s):	0+1

Test Frequency (MHz)	PSD (dBm / MHz)					Limit (dBm)	Margin (dB)
	A	B	C	D	∑		
5190	0.86	0.49	-	-	3.69	8.24	-4.55
5230	2.66	2.40	-	-	5.54	8.24	-2.70

Table 689 - FCC Maximum Power Spectral Density Results

Test Configuration			
Frequency Range:	5.150-5.250 GHz	Band:	U-NII-1
Limit Clause(s):	15.407 (a)(1)(iv)	Test Method(s):	C63.10 12.4.2.4 C63.10 12.6
Additional Reference(s):	662911 D01 v02r01 F)2)d)(i), 662911 D01 v02r01 E)2)b)		

DUT Configuration			
Mode:	802.11ac VHT80	Duty Cycle (%):	90.4
Modulation Coding Scheme:	MCS2x1	DCCF (dB):	0.44
Antenna Configuration:	TxBF	Peak Antenna Gain (dBi):	8.76
Active Port(s):	A+B (Core 0 + Core 1)	Active Chain(s):	0+1

Test Frequency (MHz)	PSD (dBm / MHz)					Limit (dBm)	Margin (dB)
	A	B	C	D	∑		
5210	-4.29	-4.23	-	-	-1.25	8.24	-9.49

Table 690 - FCC Maximum Power Spectral Density Results

Test Configuration			
Frequency Range:	5.150-5.250 GHz	Band:	U-NII-1
Limit Clause(s):	RSS-247 6.2.1.1	Test Method(s):	C63.10 12.4.2.4 C63.10 12.6
Additional Reference(s):	662911 D01 v02r01 F)2)d)(i), 662911 D01 v02r01 E)2)b)		

DUT Configuration			
Mode:	802.11ac VHT20	Duty Cycle (%):	90.1
Modulation Coding Scheme:	MCS2	DCCF (dB):	0.45
Antenna Configuration:	TxBF	Peak Antenna Gain (dBi):	8.76
Active Port(s):	A+B (Core 0 + Core 1)	Active Chain(s):	0+1

Test Frequency (MHz)	PSD (dBm / MHz)					Gain (dBi)	EIRP (dBm)	EIRP Limit (dBm)	EIRP Margin (dB)
	A	B	C	D	∑				
5180	-4.51	-4.58	-	-	-1.54	8.76	7.22	10.00	-2.78
5220	-4.29	-4.42	-	-	-1.35	8.76	7.41	10.00	-2.59
5240	-4.12	-3.95	-	-	-1.02	8.76	7.74	10.00	-2.26

Table 691 - ISED Maximum Power Spectral Density Results

Test Configuration			
Frequency Range:	5.150-5.250 GHz	Band:	U-NII-1
Limit Clause(s):	RSS-247 6.2.1.1	Test Method(s):	C63.10 12.4.2.4 C63.10 12.6
Additional Reference(s):	662911 D01 v02r01 F)2)d)(i), 662911 D01 v02r01 E)2)b)		

DUT Configuration			
Mode:	802.11ac VHT40	Duty Cycle (%):	93.9
Modulation Coding Scheme:	MCS2	DCCF (dB):	0.27
Antenna Configuration:	TxBF	Peak Antenna Gain (dBi):	8.76
Active Port(s):	A+B (Core 0 + Core 1)	Active Chain(s):	0+1

Test Frequency (MHz)	PSD (dBm / MHz)					Gain (dBi)	EIRP (dBm)	EIRP Limit (dBm)	EIRP Margin (dB)
	A	B	C	D	∑				
5190	-5.11	-4.95	-	-	-2.02	8.76	6.74	10.00	-3.26
5230	-4.47	-4.85	-	-	-1.64	8.76	7.12	10.00	-2.88

Table 692 - ISED Maximum Power Spectral Density Results

Test Configuration			
Frequency Range:	5.150-5.250 GHz	Band:	U-NII-1
Limit Clause(s):	RSS-247 6.2.1.1	Test Method(s):	C63.10 12.4.2.4 C63.10 12.6
Additional Reference(s):	662911 D01 v02r01 F)2)d)(i), 662911 D01 v02r01 E)2)b)		

DUT Configuration			
Mode:	802.11ac VHT80	Duty Cycle (%):	93.8
Modulation Coding Scheme:	MCS2x1	DCCF (dB):	0.28
Antenna Configuration:	TxBF	Peak Antenna Gain (dBi):	8.76
Active Port(s):	A+B (Core 0 + Core 1)	Active Chain(s):	0+1

Test Frequency (MHz)	PSD (dBm / MHz)					Gain (dBi)	EIRP (dBm)	EIRP Limit (dBm)	EIRP Margin (dB)
	A	B	C	D	∑				
5210	-6.19	-7.29	-	-	-3.69	8.76	5.07	10.00	-4.93

Table 693 - ISED Maximum Power Spectral Density Results

Test Configuration			
Frequency Range:	5.250-5.350 GHz	Band:	U-NII-2A
Limit Clause(s):	15.407 (a)(2) RSS-247 6.2.2.1	Test Method(s):	C63.10 12.4.2.4 C63.10 12.6
Additional Reference(s):	662911 D01 v02r01 F)2)d)(i), 662911 D01 v02r01 E)2)b)		

DUT Configuration			
Mode:	802.11ac VHT20	Duty Cycle (%):	92.3
Modulation Coding Scheme:	MCS2	DCCF (dB):	0.35
Antenna Configuration:	TxBF	Peak Antenna Gain (dBi):	10.16
Active Port(s):	A+B (Core 0 + Core 1)	Active Chain(s):	0+1

Test Frequency (MHz)	PSD (dBm / MHz)					Limit (dBm)	Margin (dB)
	A	B	C	D	∑		
5260	2.12	0.89	-	-	4.56	6.84	-2.28
5300	1.23	1.60	-	-	4.43	6.84	-2.41
5320	1.29	1.33	-	-	4.32	6.84	-2.52

Table 694 - FCC Maximum Power Spectral Density Results

Test Frequency (MHz)	PSD (dBm / MHz)					Limit (dBm)	Margin (dB)
	A	B	C	D	∑		
5260	2.12	0.89	-	-	4.56	11.00	-6.44
5300	1.23	1.60	-	-	4.43	11.00	-6.57
5320	1.29	1.33	-	-	4.32	11.00	-6.68

Table 695 - ISED Maximum Power Spectral Density Results

Test Configuration			
Frequency Range:	5.250-5.350 GHz	Band:	U-NII-2A
Limit Clause(s):	15.407 (a)(2) RSS-247 6.2.2.1	Test Method(s):	C63.10 12.4.2.4 C63.10 12.6
Additional Reference(s):	662911 D01 v02r01 F)2)d)(i), 662911 D01 v02r01 E)2)b)		

DUT Configuration			
Mode:	802.11ac VHT40	Duty Cycle (%):	90.5
Modulation Coding Scheme:	MCS2	DCCF (dB):	0.44
Antenna Configuration:	TxBF	Peak Antenna Gain (dBi):	10.16
Active Port(s):	A+B (Core 0 + Core 1)	Active Chain(s):	0+1

Test Frequency (MHz)	PSD (dBm / MHz)					Limit (dBm)	Margin (dB)
	A	B	C	D	∑		
5270	0.76	0.93	-	-	3.85	6.84	-2.99
5310	-0.41	-0.63	-	-	2.49	6.84	-4.35

Table 696 - FCC Maximum Power Spectral Density Results

Test Frequency (MHz)	PSD (dBm / MHz)					Limit (dBm)	Margin (dB)
	A	B	C	D	∑		
5270	0.76	0.93	-	-	3.85	11.00	-7.15
5310	-0.41	-0.63	-	-	2.49	11.00	-8.51

Table 697 - ISED Maximum Power Spectral Density Results

Test Configuration			
Frequency Range:	5.250-5.350 GHz	Band:	U-NII-2A
Limit Clause(s):	15.407 (a)(2) RSS-247 6.2.2.1	Test Method(s):	C63.10 12.4.2.4 C63.10 12.6
Additional Reference(s):	662911 D01 v02r01 F)2)d)(i), 662911 D01 v02r01 E)2)b)		

DUT Configuration			
Mode:	802.11ac VHT80	Duty Cycle (%):	94.6
Modulation Coding Scheme:	MCS2x1	DCCF (dB):	0.24
Antenna Configuration:	TxBF	Peak Antenna Gain (dBi):	10.16
Active Port(s):	A+B (Core 0 + Core 1)	Active Chain(s):	0+1

Test Frequency (MHz)	PSD (dBm / MHz)					Limit (dBm)	Margin (dB)
	A	B	C	D	∑		
5290	-6.32	-6.67	-	-	-3.49	6.84	-10.32

Table 698 - FCC Maximum Power Spectral Density Results

Test Frequency (MHz)	PSD (dBm / MHz)					Limit (dBm)	Margin (dB)
	A	B	C	D	∑		
5290	-6.32	-6.67	-	-	-3.49	11.00	-14.49

Table 699 - ISED Maximum Power Spectral Density Results

Test Configuration			
Frequency Range:	5.470-5.725 GHz	Band:	U-NII-2C
Limit Clause(s):	15.407 (a)(2) RSS-247 6.2.3.1	Test Method(s):	C63.10 12.4.2.4 C63.10 12.6
Additional Reference(s):	662911 D01 v02r01 F)2)d)(i), 662911 D01 v02r01 E)2)b)		

DUT Configuration			
Mode:	802.11ac VHT20	Duty Cycle (%):	91.3
Modulation Coding Scheme:	MCS2	DCCF (dB):	0.40
Antenna Configuration:	TxBF	Peak Antenna Gain (dBi):	8.01
Active Port(s):	A+B (Core 0 + Core 1)	Active Chain(s):	0+1

Test Frequency (MHz)	PSD (dBm / MHz)					Limit (dBm)	Margin (dB)
	A	B	C	D	∑		
5500	3.61	3.72	-	-	6.67	8.99	-2.31
5600	3.14	3.00	-	-	6.08	8.99	-2.91
5700	3.08	2.51	-	-	5.81	8.99	-3.18
5720	3.91	3.53	-	-	6.73	8.99	-2.25

Table 700 - FCC Maximum Power Spectral Density Results

Test Frequency (MHz)	PSD (dBm / MHz)					Limit (dBm)	Margin (dB)
	A	B	C	D	∑		
5500	3.61	3.72	-	-	6.67	11.00	-4.33
5580	3.39	3.26	-	-	6.34	11.00	-4.66
5700	3.08	2.51	-	-	5.81	11.00	-5.19
5720	3.91	3.53	-	-	6.73	11.00	-4.27

Table 701 - ISED Maximum Power Spectral Density Results

Test Configuration			
Frequency Range:	5.470-5.725 GHz	Band:	U-NII-2C
Limit Clause(s):	15.407 (a)(2) RSS-247 6.2.3.1	Test Method(s):	C63.10 12.4.2.4 C63.10 12.6
Additional Reference(s):	662911 D01 v02r01 F)2)d)(i), 662911 D01 v02r01 E)2)b)		

DUT Configuration			
Mode:	802.11ac VHT40	Duty Cycle (%):	90.8
Modulation Coding Scheme:	MCS2	DCCF (dB):	0.42
Antenna Configuration:	TxBF	Peak Antenna Gain (dBi):	8.01
Active Port(s):	A+B (Core 0 + Core 1)	Active Chain(s):	0+1

Test Frequency (MHz)	PSD (dBm / MHz)					Limit (dBm)	Margin (dB)
	A	B	C	D	∑		
5510	-0.01	-0.13	-	-	2.94	8.99	-6.05
5590	3.32	3.07	-	-	6.21	8.99	-2.78
5670	3.33	3.08	-	-	6.22	8.99	-2.77
5710	3.52	4.44	-	-	7.01	8.99	-1.98

Table 702 - FCC Maximum Power Spectral Density Results

Test Frequency (MHz)	PSD (dBm / MHz)					Limit (dBm)	Margin (dB)
	A	B	C	D	∑		
5510	-0.01	-0.13	-	-	2.94	11.00	-8.06
5550	4.90	3.27	-	-	7.17	11.00	-3.83
5670	3.33	3.08	-	-	6.22	11.00	-4.78
5710	3.52	4.44	-	-	7.01	11.00	-3.99

Table 703 - ISED Maximum Power Spectral Density Results

Test Configuration			
Frequency Range:	5.470-5.725 GHz	Band:	U-NII-2C
Limit Clause(s):	15.407 (a)(2) RSS-247 6.2.3.1	Test Method(s):	C63.10 12.4.2.4 C63.10 12.6
Additional Reference(s):	662911 D01 v02r01 F)2)d)(i), 662911 D01 v02r01 E)2)b)		

DUT Configuration			
Mode:	802.11ac VHT80	Duty Cycle (%):	91.2
Modulation Coding Scheme:	MCS2x1	DCCF (dB):	0.40
Antenna Configuration:	TxBF	Peak Antenna Gain (dBi):	8.01
Active Port(s):	A+B (Core 0 + Core 1)	Active Chain(s):	0+1

Test Frequency (MHz)	PSD (dBm / MHz)					Limit (dBm)	Margin (dB)
	A	B	C	D	∑		
5530	-4.16	-4.07	-	-	-1.11	8.99	-10.09
5610	1.24	0.97	-	-	4.12	8.99	-4.87
5690	1.73	1.33	-	-	4.55	8.99	-4.44

Table 704 - FCC Maximum Power Spectral Density Results

Test Frequency (MHz)	PSD (dBm / MHz)					Limit (dBm)	Margin (dB)
	A	B	C	D	∑		
5530	-4.16	-4.07	-	-	-1.11	11.00	-12.11
5690	1.73	1.33	-	-	4.55	11.00	-6.45

Table 705 - ISED Maximum Power Spectral Density Results

Test Configuration			
Frequency Range:	5.725-5.850 GHz	Band:	U-NII-3
Limit Clause(s):	15.407 (a)(3) RSS-247 6.2.4.2	Test Method(s):	C63.10 12.4.2.4 C63.10 12.6
Additional Reference(s):	662911 D01 v02r01 F)2)d)(i), 662911 D01 v02r01 E)2)b)		

DUT Configuration			
Mode:	802.11ac VHT20	Duty Cycle (%):	90.1
Modulation Coding Scheme:	MCS2	DCCF (dB):	0.45
Antenna Configuration:	TxBF	Peak Antenna Gain (dBi):	8.54
Active Port(s):	A+B (Core 0 + Core 1)	Active Chain(s):	0+1

Test Frequency (MHz)	PSD (dBm / 500 kHz)					Limit (dBm)	Margin (dB)
	A	B	C	D	∑		
5720	-1.46	-0.80	-	-	1.89	27.46	-25.57
5745	8.56	8.20	-	-	11.40	27.82	-16.42
5785	8.19	8.80	-	-	11.52	27.82	-16.30
5825	7.70	8.01	-	-	10.86	27.82	-16.96

Table 706 - Maximum Power Spectral Density Results

Test Configuration			
Frequency Range:	5.725-5.850 GHz	Band:	U-NII-3
Limit Clause(s):	15.407 (a)(3) RSS-247 6.2.4.2	Test Method(s):	C63.10 12.4.2.4 C63.10 12.6
Additional Reference(s):	662911 D01 v02r01 F)2)d)(i), 662911 D01 v02r01 E)2)b)		

DUT Configuration			
Mode:	802.11ac VHT40	Duty Cycle (%):	94.7
Modulation Coding Scheme:	MCS2	DCCF (dB):	0.23
Antenna Configuration:	TxBF	Peak Antenna Gain (dBi):	8.54
Active Port(s):	A+B (Core 0 + Core 1)	Active Chain(s):	0+1

Test Frequency (MHz)	PSD (dBm / 500 kHz)					Limit (dBm)	Margin (dB)
	A	B	C	D	∑		
5710	-2.70	-0.25	-	-	1.71	27.46	-25.76
5755	4.44	4.50	-	-	7.48	27.82	-20.34
5795	5.57	6.52	-	-	9.08	27.82	-18.74

Table 707 - Maximum Power Spectral Density Results

Test Configuration			
Frequency Range:	5.725-5.850 GHz	Band:	U-NII-3
Limit Clause(s):	15.407 (a)(3) RSS-247 6.2.4.2	Test Method(s):	C63.10 12.4.2.4 C63.10 12.6
Additional Reference(s):	662911 D01 v02r01 F)2)d)(i), 662911 D01 v02r01 E)2)b)		

DUT Configuration			
Mode:	802.11ac VHT80	Duty Cycle (%):	93.1
Modulation Coding Scheme:	MCS2x1	DCCF (dB):	0.31
Antenna Configuration:	TxBF	Peak Antenna Gain (dBi):	8.18
Active Port(s):	A+B (Core 0 + Core 1)	Active Chain(s):	0+1

Test Frequency (MHz)	PSD (dBm / 500 kHz)					Limit (dBm)	Margin (dB)
	A	B	C	D	∑		
5690	-5.98	-4.71	-	-	-2.29	27.99	-30.28
5775	-2.84	-2.68	-	-	0.25	27.82	-27.57

Table 708 - Maximum Power Spectral Density Results

FCC 47 CFR Part 15E, Limit Clause 15.407(a)

Condition of Operation	Frequency Range (MHz)			
	5150-5250	5250-5350	5470-5725	5725-5850
Max Conducted Power Spectral Density	17 dBm/MHz for master device 11 dBm/MHz for mobile/portable client device	11 dBm/MHz		30 dBm/500 kHz

Table 709

ISED RSS-247, Limit Clause 6.2.1.1, 6.2.2.1, 6.2.3.1, 6.2.4.1 and 6.2.5.2

Device	Frequency Range (MHz)				
	5150-5250	5250-5350	5470-5725	5725-5850	5850-5895
OEM installed in vehicles	-	-	-	-	-
Other	≤10 dBm/MHz*	≤11 dBm/MHz	≤11 dBm/MHz	≤30 dBm/500kHz	Fixed Outdoor Access Point: 23 dBm/MHz* Fixed Outdoor Client: 17 dBm/MHz Indoor Access Point: 20 dBm/MHz Indoor Subordinate: 20 dBm/MHz Indoor Client: 14 dBm/MHz

Table 710

*Maximum power spectral density specified as EIRP.

2.4.7 Test Location and Test Equipment Used

This test was carried out in RF Chamber 18.

Instrument	Manufacturer	Type No.	TE No.	Calibration Period (months)	Calibration Expiry Date
Hygrometer	Rotronic	I-1000	3068	12	07-Nov-2024
1800-6000 MHz Power Splitter	Mini-Circuits	ZN2PD-63-S+	4055	-	O/P Mon
AC Programmable Power Supply	iTech	IT7324	5225	-	O/P Mon
Attenuator 5W 30dB DC-18GHz	Aaren	AT40A-4041-D18-30	5505	12	22-Feb-2025
MXA Signal Analyser	Keysight Technologies	N9020B	5529	24	13-Dec-2024
2-Way Power Divider (2-8 GHz)	Aaren	AT30A-TE0208-2-AF	5685	12	02-Jan-2025
USB Power Sensor	Boonton	RTP5008	5820	12	07-Feb-2025
USB Power Sensor	Boonton	RTP5008	5821	12	07-Feb-2025
Digital Multimeter	Fluke	115	6145	12	06-Jun-2025
Cable (SMA to SMA 1m)	Junkosha	MWX221/B	6305	12	20-May-2025
MXA Signal Analyser	Keysight Technologies	N9020B	6419	24	28-Feb-2025
Signal Conditioning Unit	TUV SUD	SPECTRUM_SCU001	6426	12	07-Feb-2025
Directional Coupler 2-8GHz	RF-Lambda	RFDC2G8G10	6447	-	O/P Mon
Directional Coupler 2-8GHz	RF-Lambda	RFDC2G8G10	6448	-	O/P Mon
Signal Conditioning Unit	TUV SUD	SPECTRUM_SCU001	6517	12	22-Feb-2025
SCU Cable Assembly	TUV SUD	SPECTRUM_SCU_CA	6526	12	22-Feb-2025
SCU Cable Assembly	TUV SUD	SPECTRUM_SCU_CA	6527	12	05-Mar-2025
USB Wideband Power Sensor	Boonton	RTP5008	6585	12	20-Feb-2025
USB Wideband Power Sensor	Boonton	RTP5008	6586	12	20-Feb-2025
AC Programmable Power Supply	iTech	IT7324	6665	-	O/P Mon
SCU Cable Assembly	TUV SUD	SPECTRUM_SCU_CA	6752	12	06-Feb-2025
SCU Cable Assembly	TUV SUD	SPECTRUM_SCU_CA	6753	12	06-Feb-2025

Table 711

O/P Mon - Output Monitored using calibrated equipment

2.5 Authorised Band Edges

2.5.1 Specification Reference

FCC 47 CFR Part 15E, Clause 15.407 (b)
ISED RSS-247, Clause 6.2

2.5.2 Equipment Under Test and Modification State

A3112, S/N: LWTXJL9LWN - Modification State 0
A3112, S/N: K67X45QH3Q - Modification State 0
A3112, S/N: D2XW4JQFNK - Modification State 0

2.5.3 Date of Test

02-June-2024 to 01-September-2024

2.5.4 Test Method

The test was performed in accordance with ANSI C63.10, clause 6.6.

EIRP limits were converted to field strength at 3 m using the following formula:

Field Strength (dBµV/m at 3 m) = EIRP (dBm) + 95.2 dB

Authorised band edge measurements were performed, with the device operating in SISO and MIMO configurations, across the various modes supported by the device.

The measurements displayed within this report, have been limited to those modes which have been shown to be worst case.

Further measurements are held on file by TÜV SÜD and are available if required.

2.5.5 Environmental Conditions

Ambient Temperature	22.1 - 23.1 °C
Relative Humidity	39.0 - 48.2 %

2.5.6 Test Results

5 GHz WLAN

20 MHz Bandwidth - Core 0 (SISO)

Mode	Data Rate/ MCS	Resource Size	Resource Index	TX Frequency (MHz)	Band Edge Frequency (MHz)	Peak Level (dBµV/m)
802.11a	54 Mbps	-	-	5500	5470	63.67
802.11a	54 Mbps	-	-	5520	5470	63.56
802.11n HT20	MCS 7	-	-	5500	5470	63.28
802.11n HT20	MCS 7	-	-	5520	5470	62.37
802.11ax HE20	MCS 4x1	SU	-	5500	5470	63.64
802.11ax HE20	MCS 11x1	106	54	5500	5470	61.97
802.11ax HE20	MCS 11x1	SU	-	5520	5470	63.68
802.11ax HE20	MCS 11x1	106	54	5520	5470	58.27
802.11ax HE20	MCS 11x1	SU	-	5540	5470	57.95
802.11a	12 Mbps	-	-	5745	5725	58.67
802.11a	24 Mbps	-	-	5765	5725	58.83
802.11n HT20	MCS 7	-	-	5745	5725	58.87
802.11n HT20	MCS 7	-	-	5765	5725	58.65
802.11ax HE20	MCS 2x1	SU	-	5745	5725	58.58
802.11ax HE20	MCS 11x1	106	54	5745	5725	59.39
802.11ax HE20	MCS 2x1	SU	-	5765	5725	58.52
802.11a	54 Mbps	-	-	5680	5725	63.61
802.11a	24 Mbps	-	-	5700	5725	63.62
802.11n HT20	MCS 4	-	-	5680	5725	63.50
802.11n HT20	MCS 4	-	-	5700	5725	63.43
802.11ax HE20	MCS 11x1	SU	-	5660	5725	59.38
802.11ax HE20	MCS 11x1	52	40	5660	5725	56.20
802.11ax HE20	MCS 2x1	SU	-	5680	5725	63.46
802.11ax HE20	MCS 11x1	106	53	5680	5725	59.46
802.11ax HE20	MCS 4x1	SU	-	5700	5725	63.27
802.11ax HE20	MCS 11x1	106	54	5700	5725	63.44
802.11a	54 Mbps	-	-	5720	5850	59.02
802.11a	12 Mbps	-	-	5805	5850	58.31
802.11a	24 Mbps	-	-	5825	5850	58.55
802.11n HT20	MCS 7	-	-	5720	5850	58.57
802.11n HT20	MCS 7	-	-	5805	5850	58.16
802.11n HT20	MCS 4	-	-	5825	5850	59.01
802.11ax HE20	MCS 4x1	SU	-	5720	5850	59.15
802.11ax HE20	MCS 11x1	106	53	5720	5850	58.20
802.11ax HE20	MCS 11x1	SU	-	5805	5850	58.92
802.11ax HE20	MCS 4x1	SU	-	5825	5850	58.57
802.11ax HE20	MCS 11x1	52	37	5825	5850	57.77

Table 712 - SISO Authorised Band Edge Results

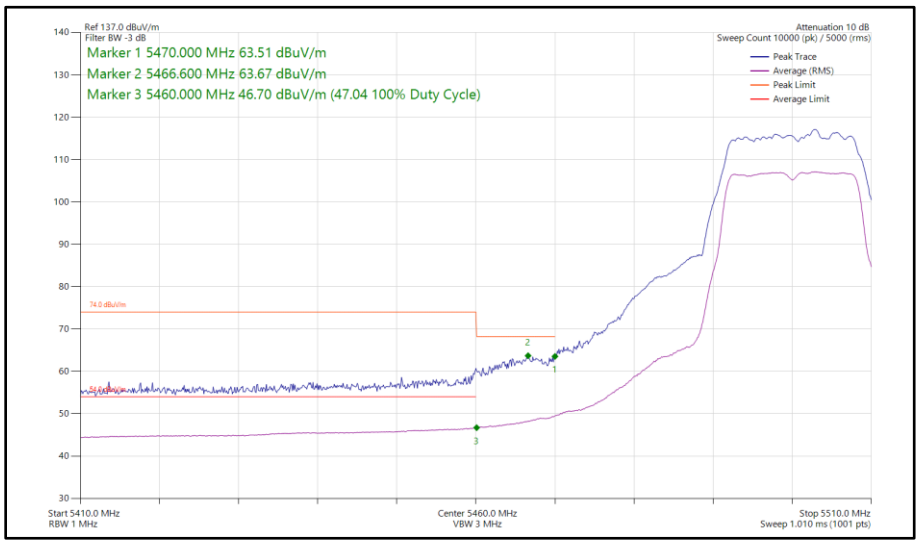

Figure 352 - 802.11a, SISO, Core 0 - 5500 MHz
Band Edge Frequency 5470 MHz

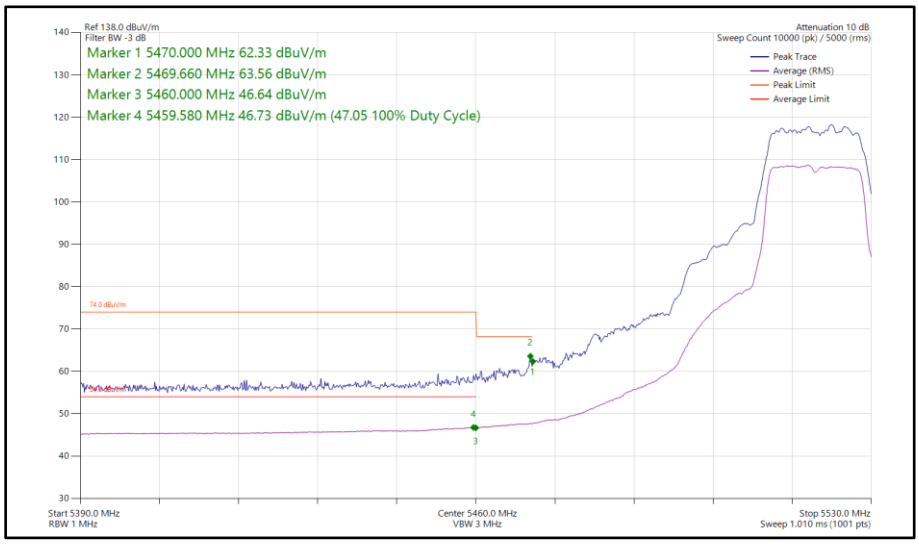

Figure 353 - 802.11a, SISO, Core 0 - 5520 MHz
Band Edge Frequency 5470 MHz

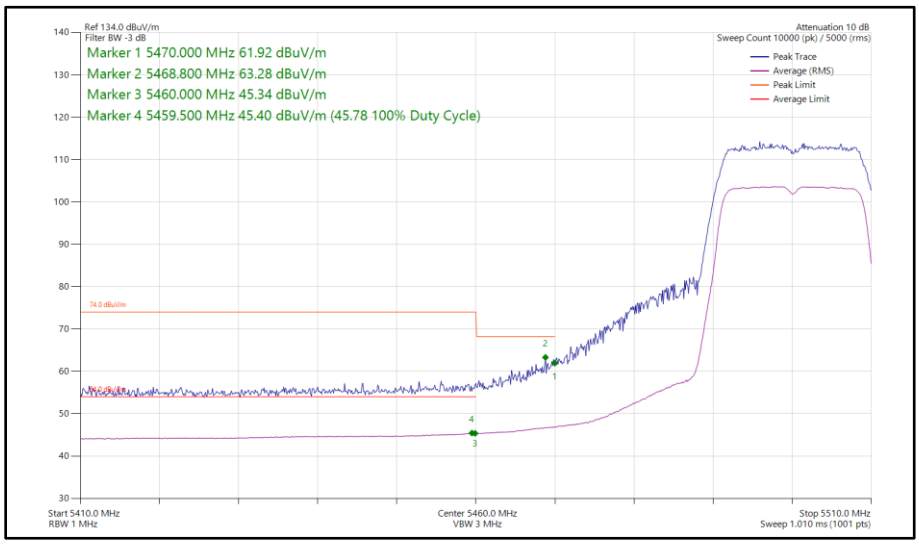

Figure 354 - 802.11n HT20, SISO, Core 0 - 5500 MHz Band Edge Frequency 5470 MHz

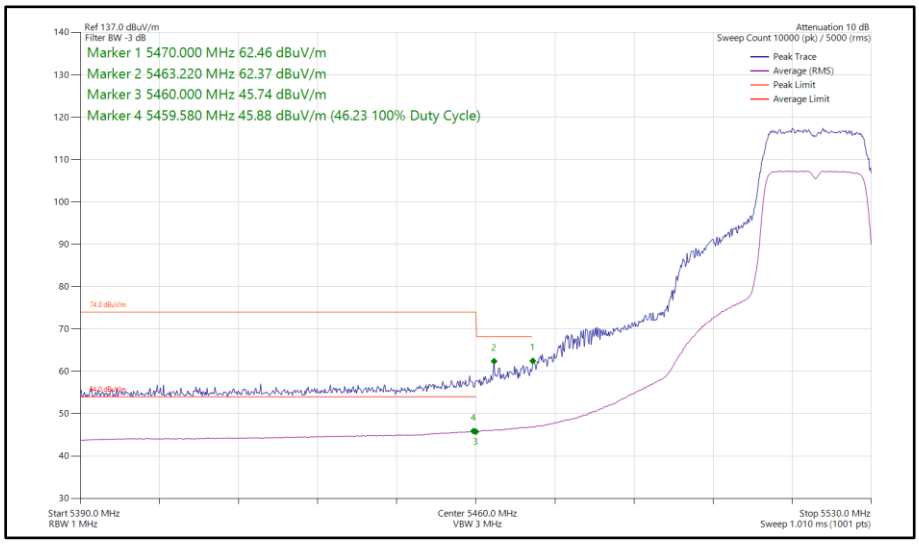

Figure 355 - 802.11n HT20, SISO, Core 0 - 5520 MHz Band Edge Frequency 5470 MHz

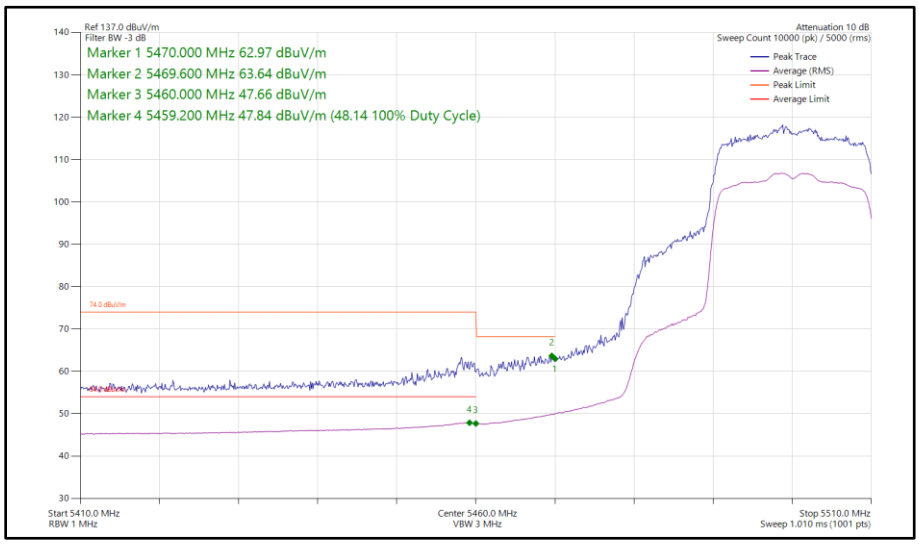

Figure 356 - 802.11ax HE20, SU, SISO, Core 0 - 5500 MHz Band Edge Frequency 5470 MHz

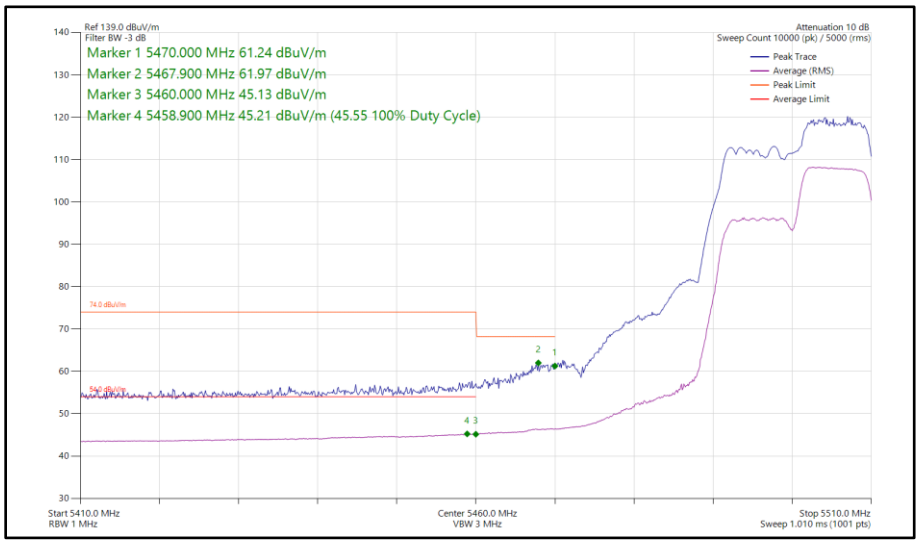

Figure 357 - 802.11ax HE20, RU 106-54, SISO, Core 0 - 5500 MHz Band Edge Frequency 5470 MHz

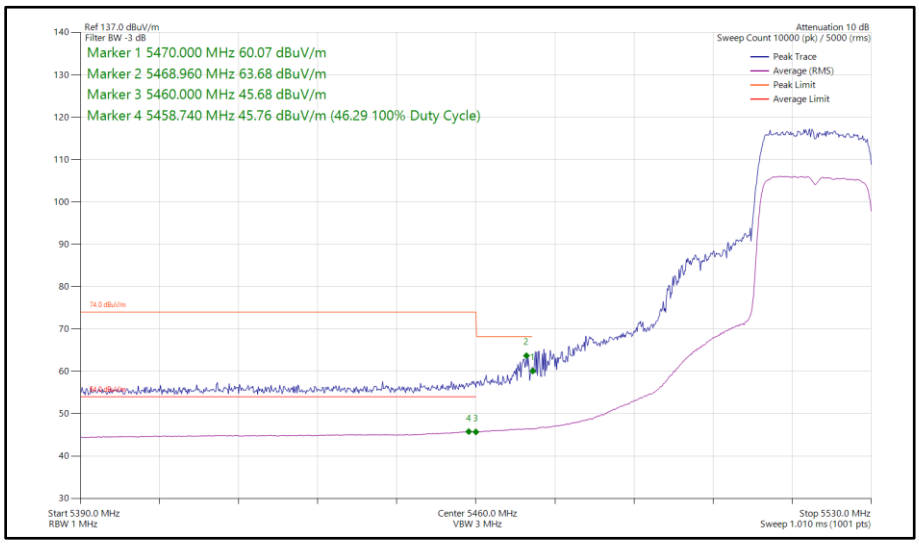

Figure 358 - 802.11ax HE20, SU, SISO, Core 0 - 5520 MHz Band Edge Frequency 5470 MHz

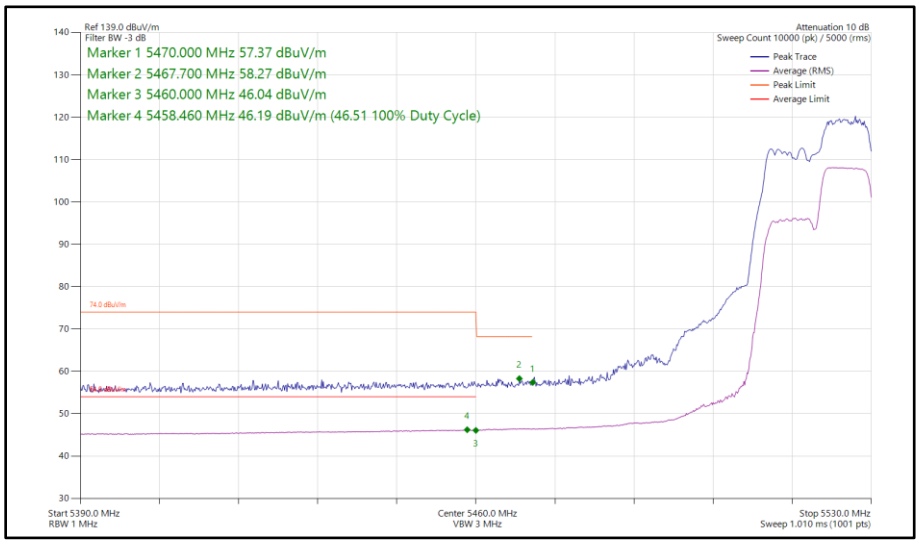

Figure 359 - 802.11ax HE20, RU 106-54, SISO, Core 0 - 5520 MHz Band Edge Frequency 5470 MHz

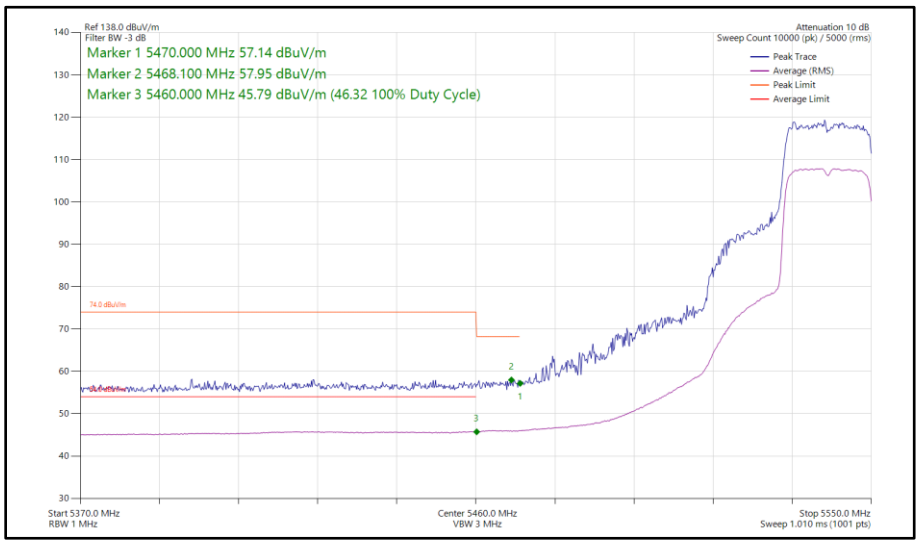

Figure 360 - 802.11ax HE20, SU, SISO, Core 0 - 5540 MHz
Band Edge Frequency 5470 MHz

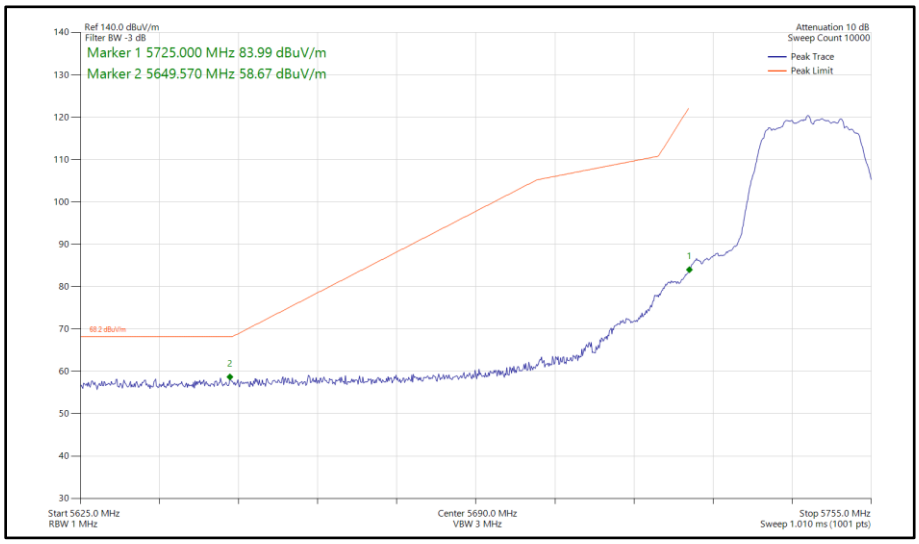

Figure 361 - 802.11a, SISO, Core 0 - 5745 MHz
Band Edge Frequency 5725 MHz

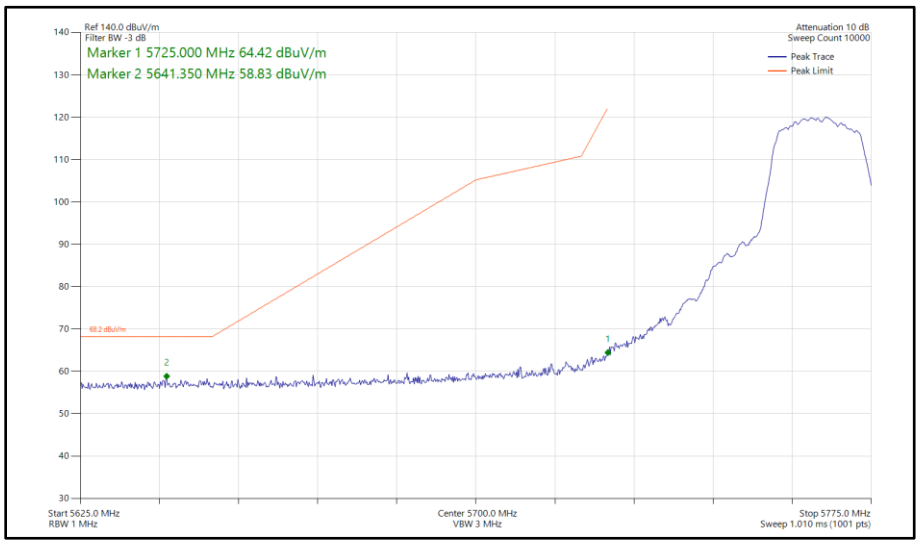

Figure 362 - 802.11a, SISO, Core 0 - 5765 MHz
Band Edge Frequency 5725 MHz

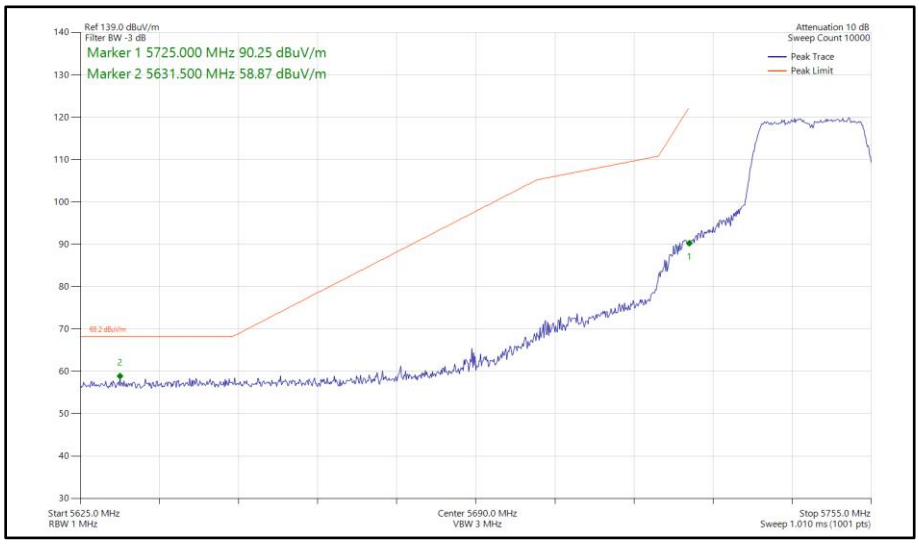

Figure 363 - 802.11n HT20, SISO, Core 0 - 5745 MHz
Band Edge Frequency 5725 MHz

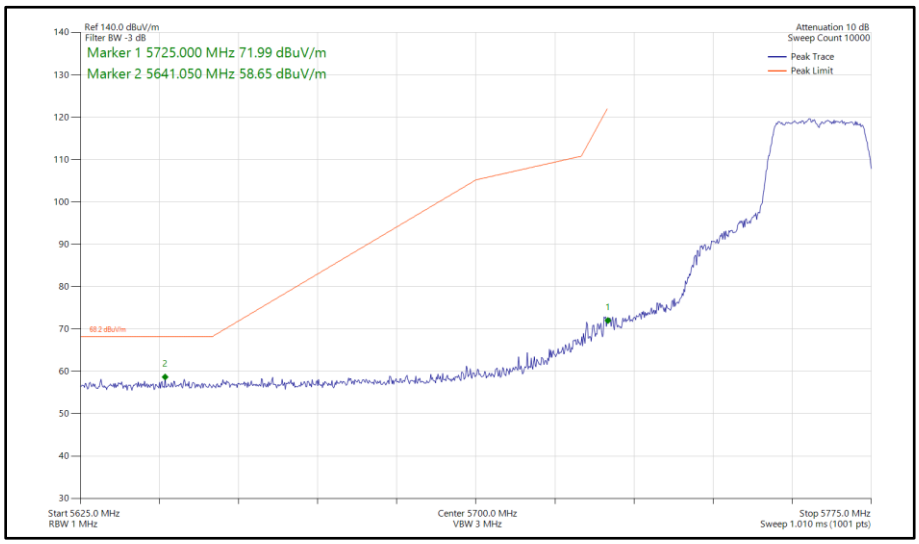

Figure 364 - 802.11n HT20, SISO, Core 0 - 5765 MHz
Band Edge Frequency 5725 MHz

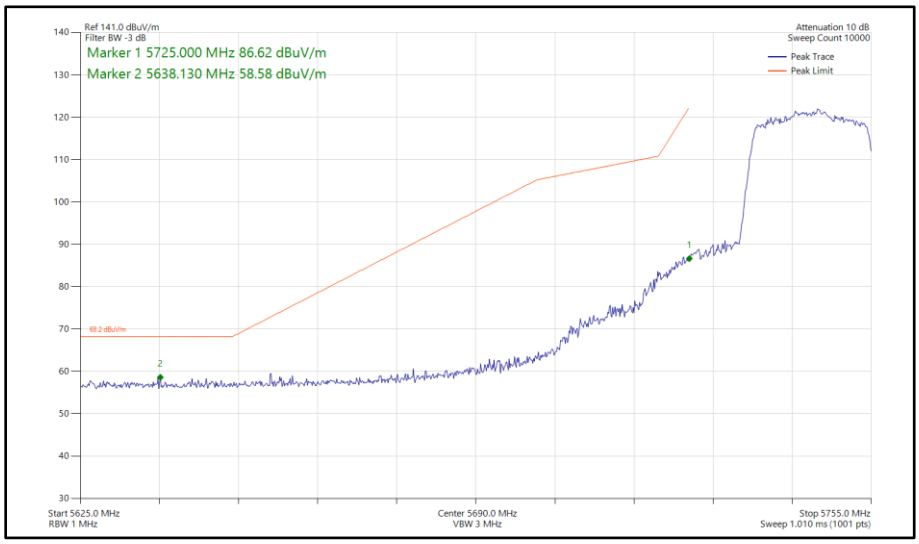

Figure 365 - 802.11ax HE20, SU, SISO, Core 0 - 5745 MHz
Band Edge Frequency 5725 MHz

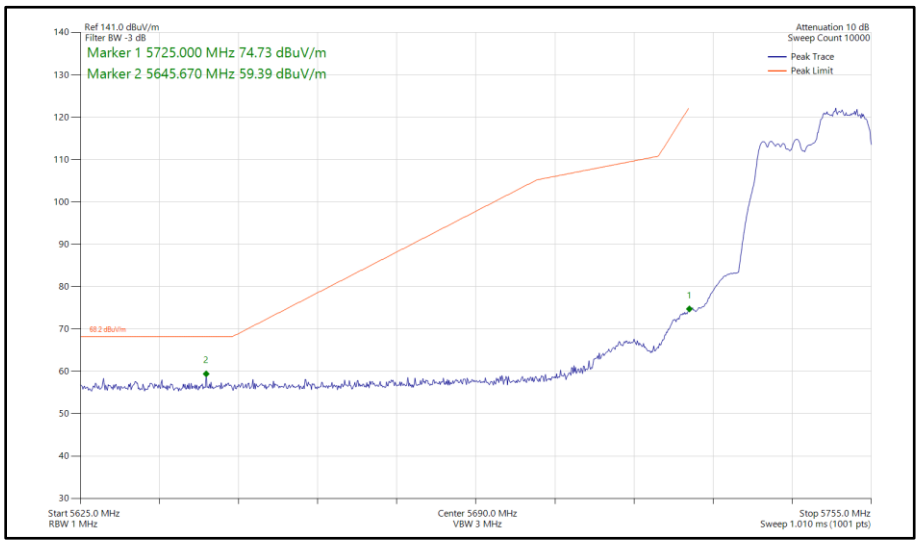

Figure 366 - 802.11ax HE20, RU 106-54, SISO, Core 0 - 5745 MHz Band Edge Frequency 5725 MHz

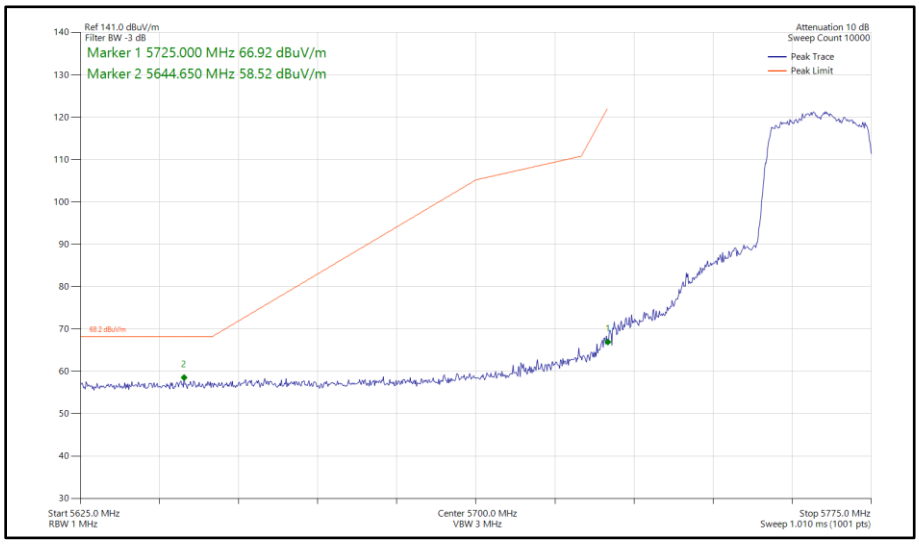

Figure 367 - 802.11ax HE20, SU, SISO, Core 0 - 5765 MHz Band Edge Frequency 5725 MHz

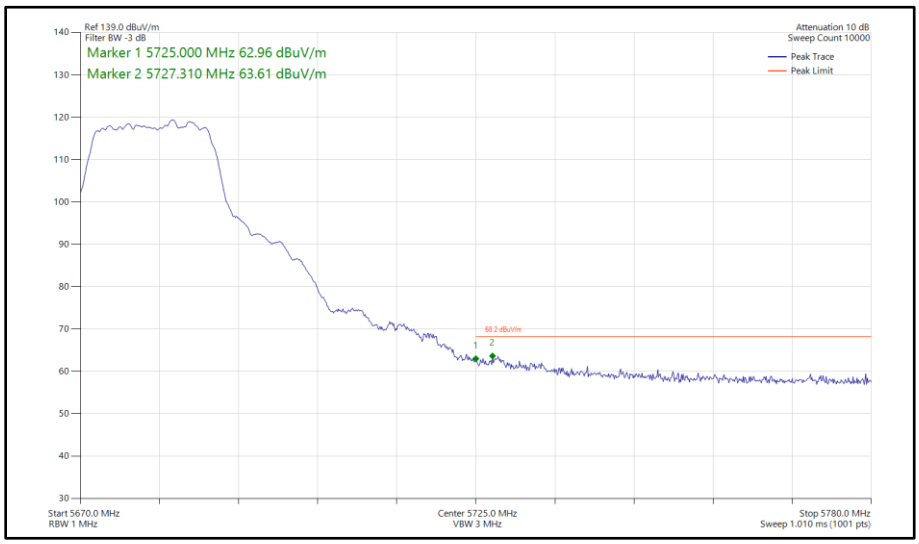

Figure 368 - 802.11a, SISO, Core 0 - 5680 MHz
Band Edge Frequency 5725 MHz

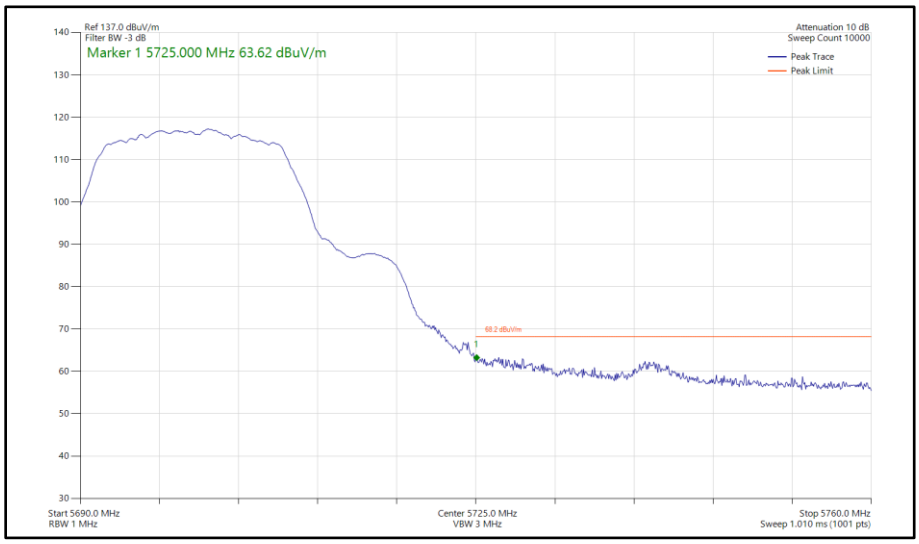

Figure 369 - 802.11a, SISO, Core 0 - 5700 MHz
Band Edge Frequency 5725 MHz

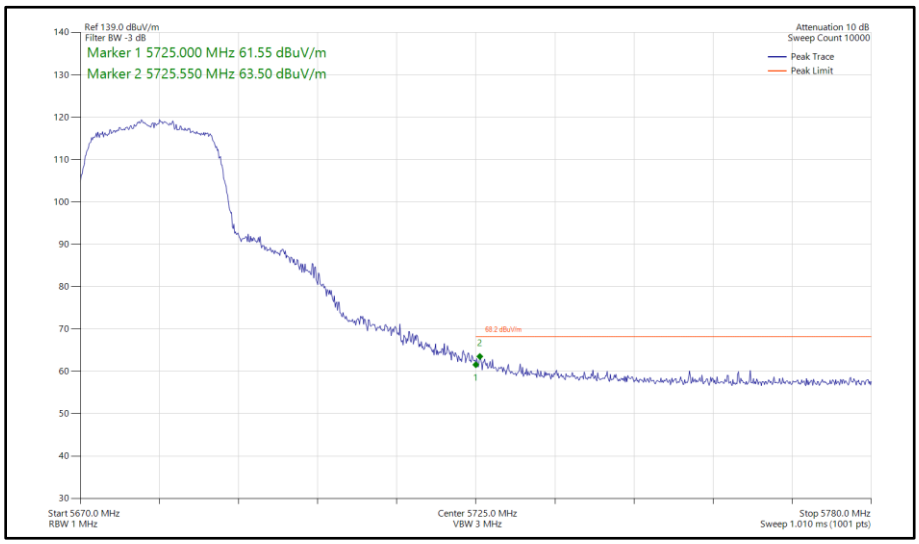

Figure 370 - 802.11n HT20, SISO, Core 0 - 5680 MHz
Band Edge Frequency 5725 MHz

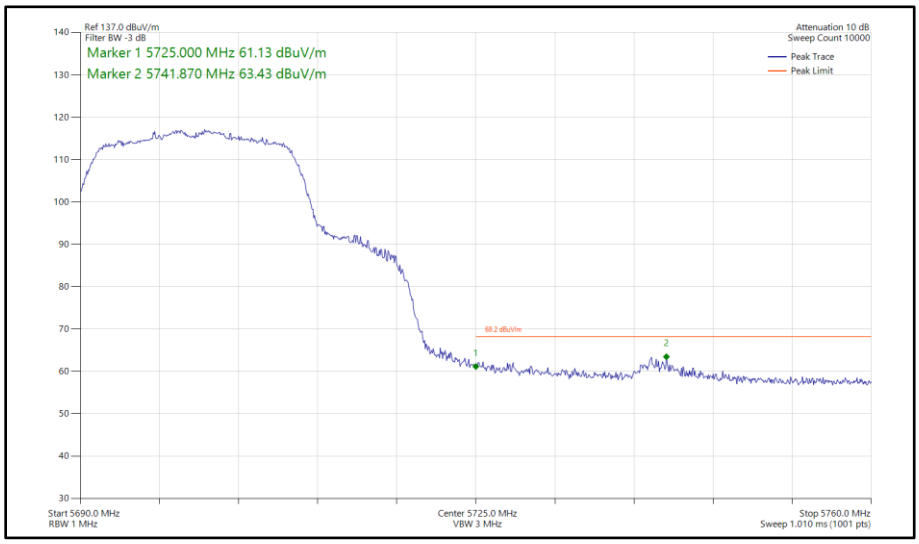

Figure 371 - 802.11n HT20, SISO, Core 0 - 5700 MHz
Band Edge Frequency 5725 MHz

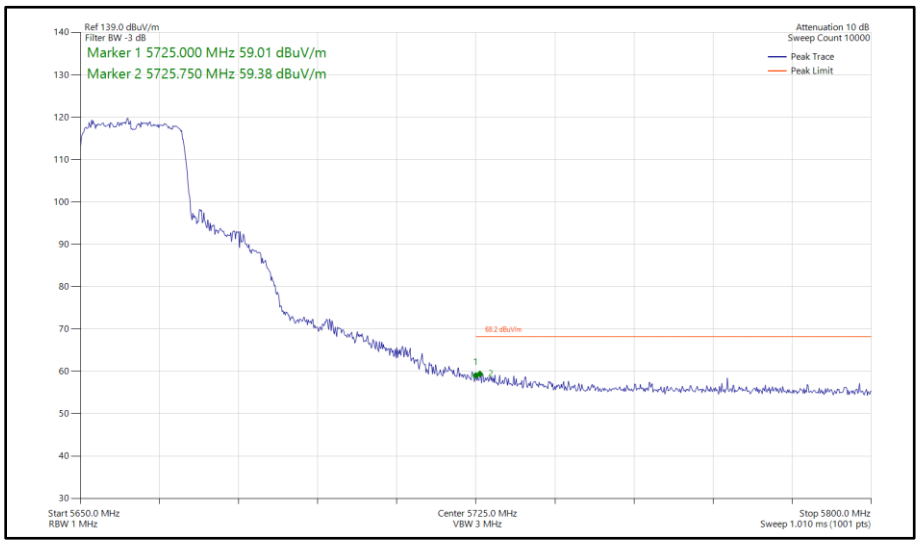

Figure 372 - 802.11ax HE20, SU, SISO, Core 0 - 5660 MHz Band Edge Frequency 5725 MHz

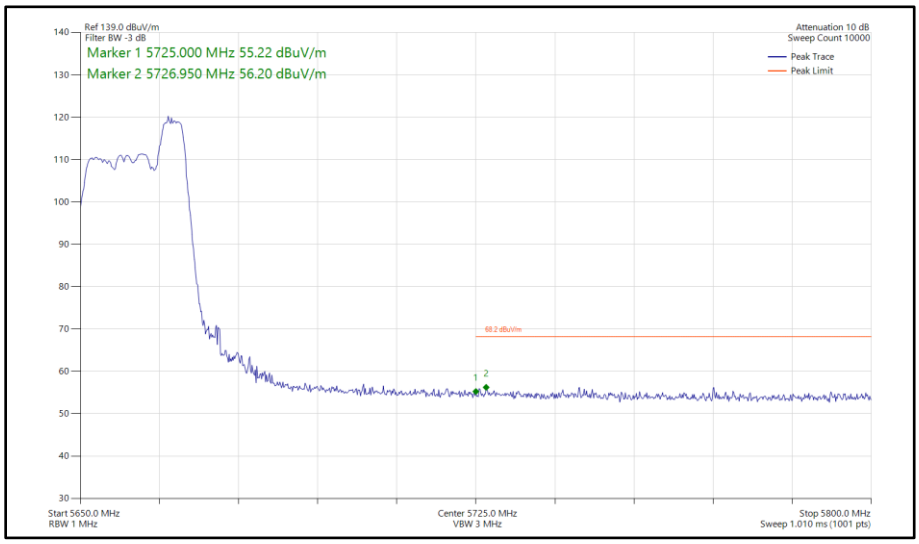

Figure 373 - 802.11ax HE20, RU 52-40, SISO, Core 0 - 5660 MHz Band Edge Frequency 5725 MHz

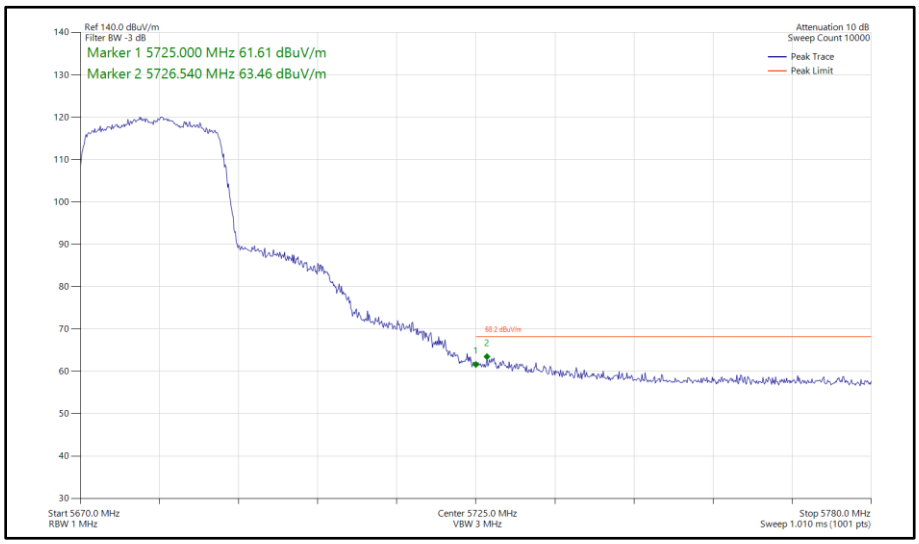

Figure 374 - 802.11ax HE20, SU, SISO, Core 0 - 5680 MHz Band Edge Frequency 5725 MHz

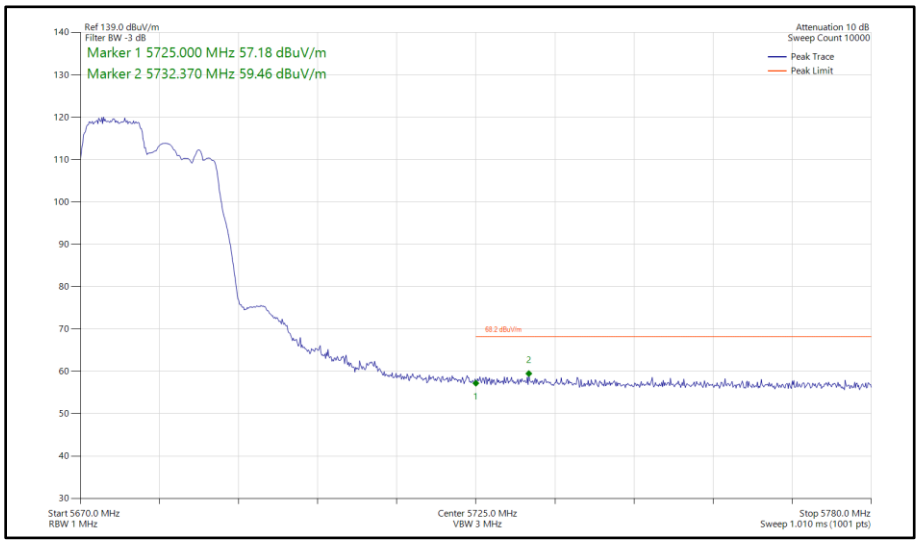

Figure 375 - 802.11ax HE20, RU 106-53, SISO, Core 0 - 5680 MHz Band Edge Frequency 5725 MHz

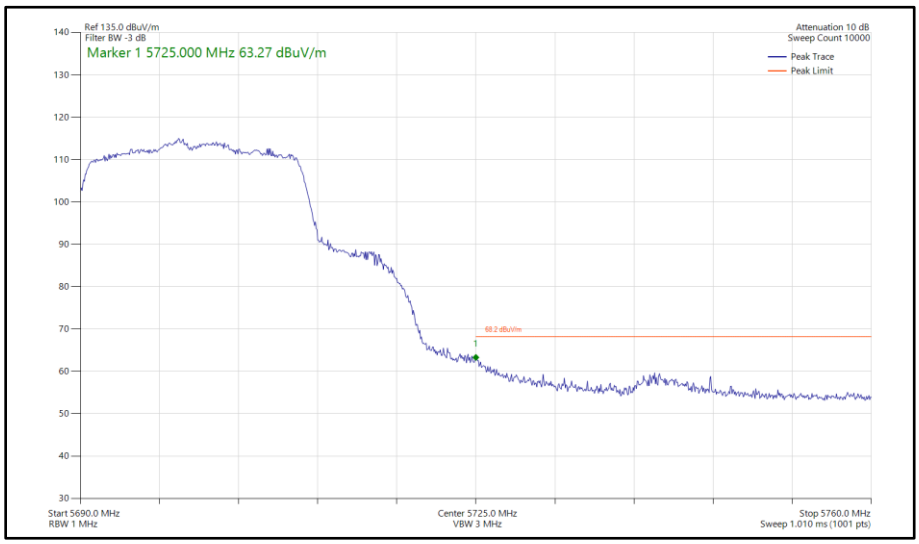

Figure 376 - 802.11ax HE20, SU, SISO, Core 0 - 5700 MHz Band Edge Frequency 5725 MHz

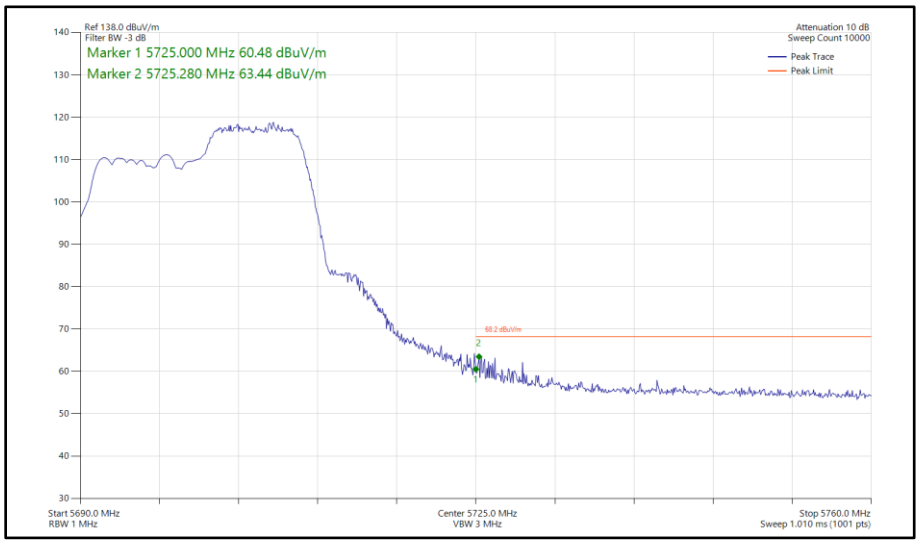

Figure 377 - 802.11ax HE20, RU 106-54, SISO, Core 0 - 5700 MHz Band Edge Frequency 5725 MHz

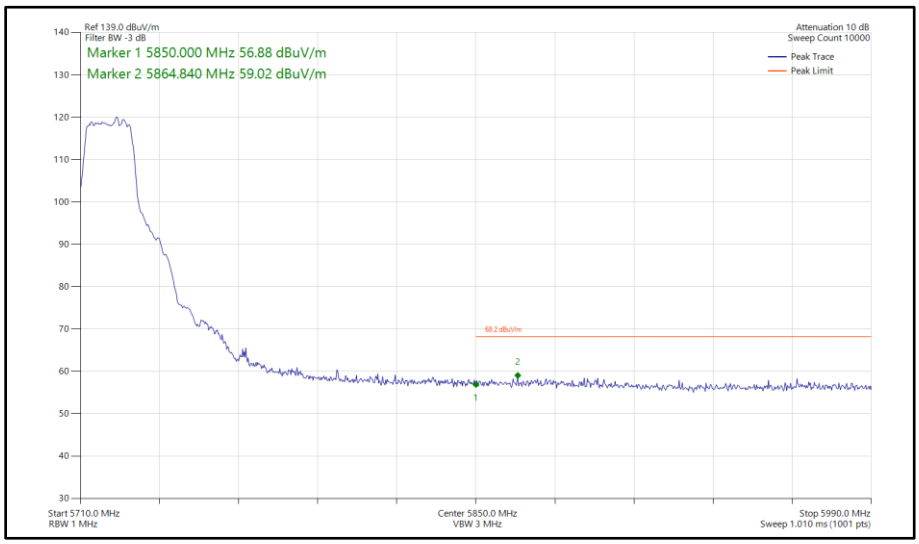

Figure 378 - 802.11a, SISO, Core 0 - 5720 MHz
Band Edge Frequency 5850 MHz

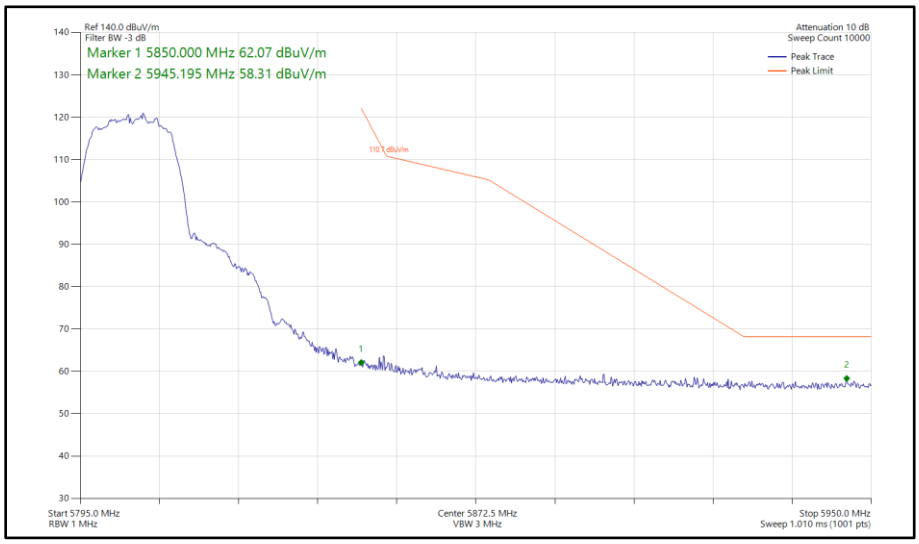

Figure 379 - 802.11a, SISO, Core 0 - 5805 MHz
Band Edge Frequency 5850 MHz

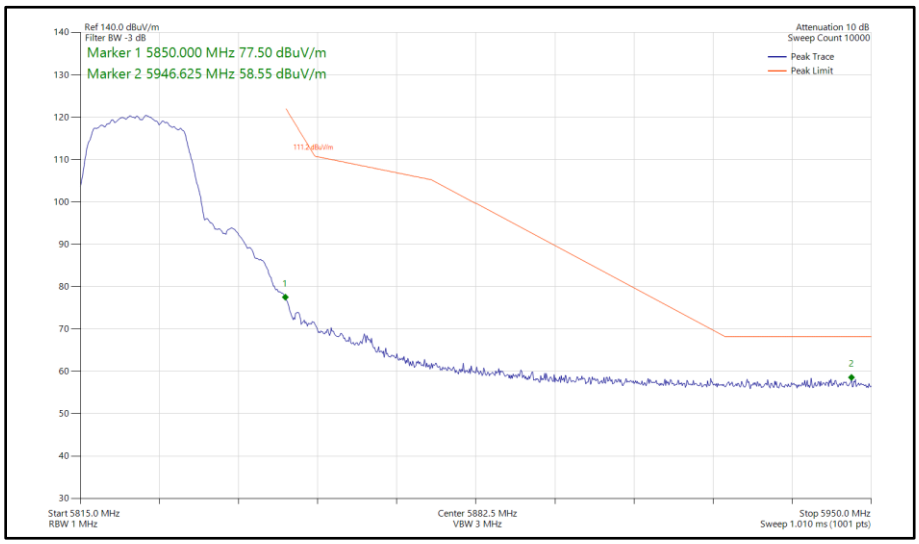

Figure 380 - 802.11a, SISO, Core 0 - 5825 MHz
Band Edge Frequency 5850 MHz

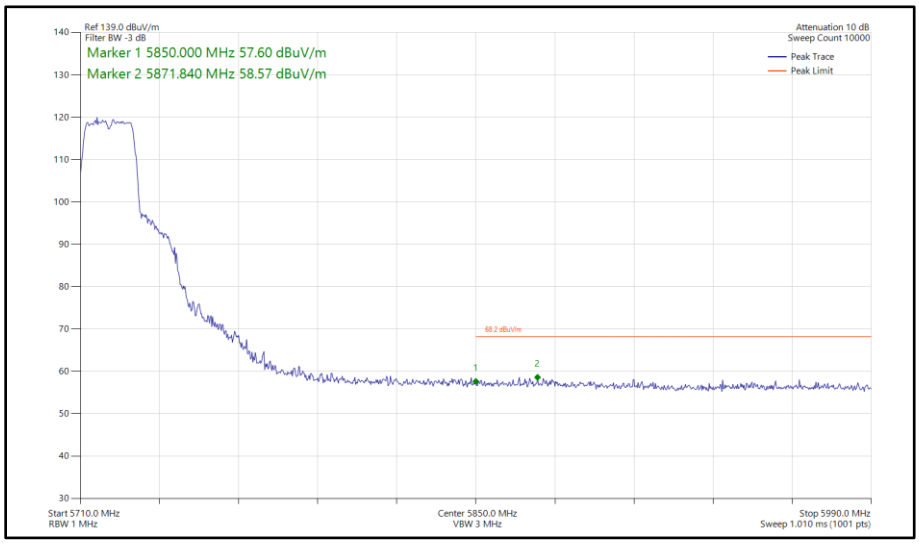

Figure 381 - 802.11n HT20, SISO, Core 0 - 5720 MHz
Band Edge Frequency 5850 MHz

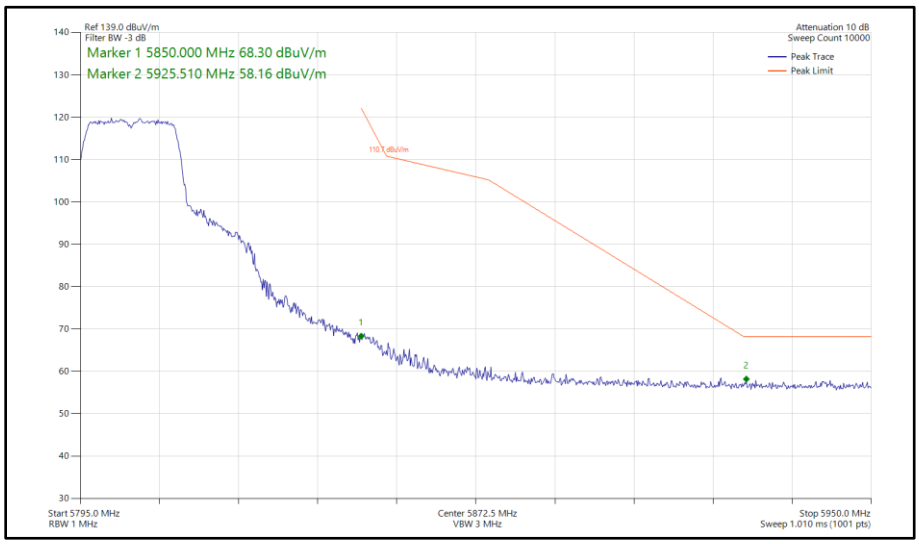

Figure 382 - 802.11n HT20, SISO, Core 0 - 5805 MHz
Band Edge Frequency 5850 MHz

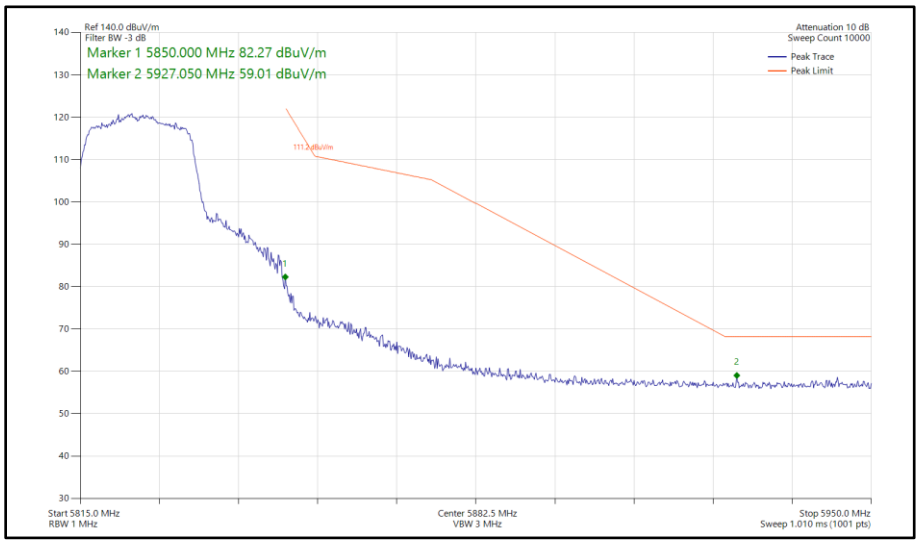

Figure 383 - 802.11n HT20, SISO, Core 0 - 5825 MHz
Band Edge Frequency 5850 MHz

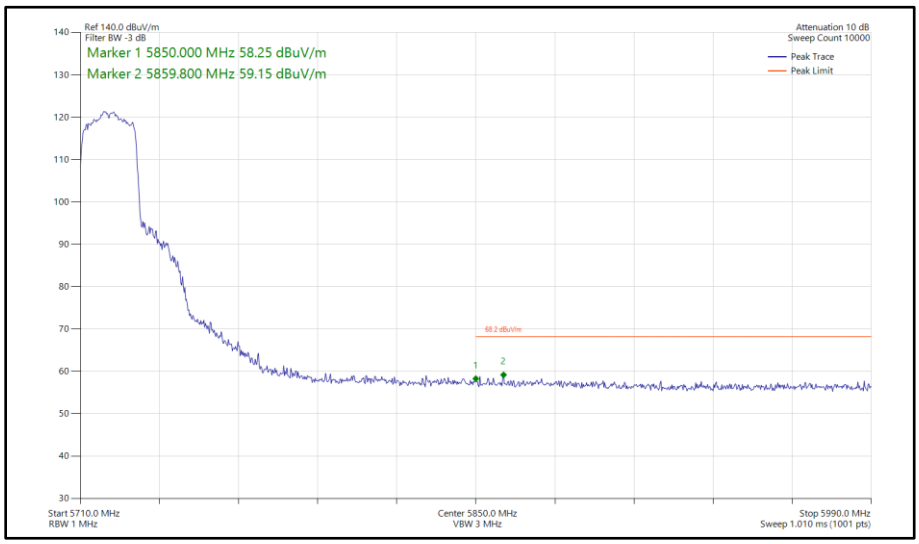

Figure 384 - 802.11ax HE20, SU, SISO, Core 0 - 5720 MHz Band Edge Frequency 5850 MHz

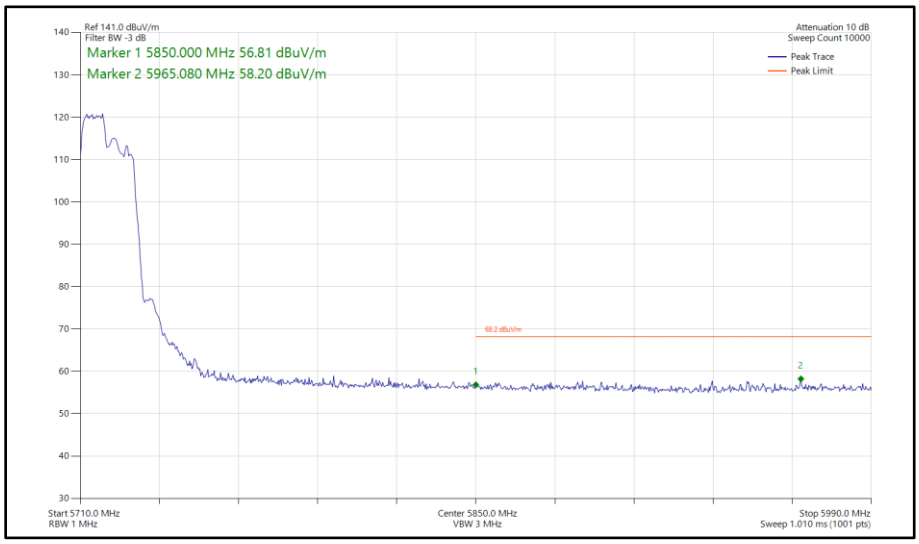

Figure 385 - 802.11ax HE20, RU 106-53, SISO, Core 0 - 5720 MHz Band Edge Frequency 5850 MHz

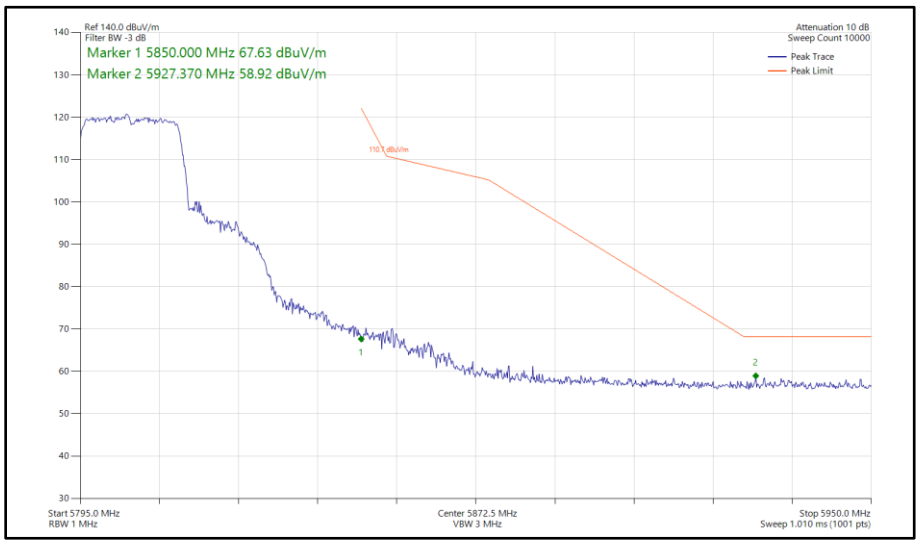

Figure 386 - 802.11ax HE20, SU, SISO, Core 0 - 5805 MHz Band Edge Frequency 5850 MHz

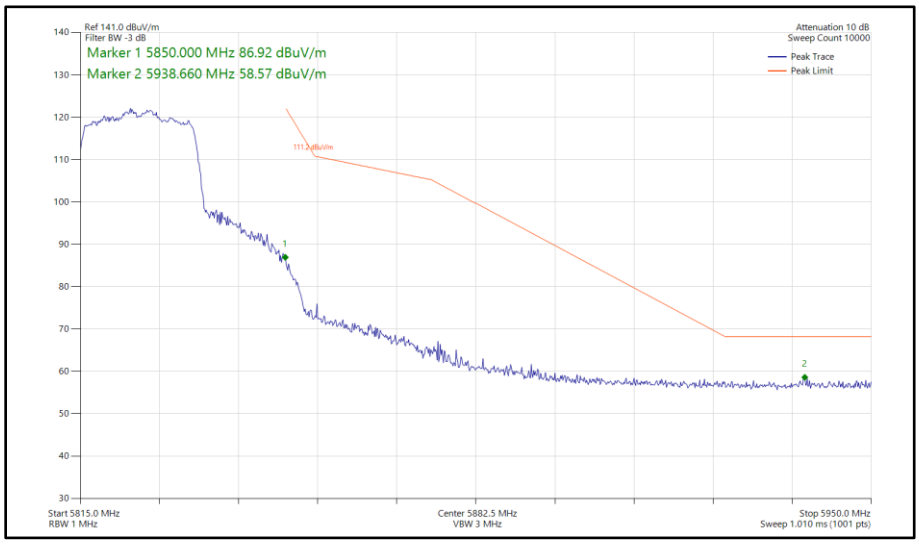

Figure 387 - 802.11ax HE20, SU, SISO, Core 0 - 5825 MHz Band Edge Frequency 5850 MHz

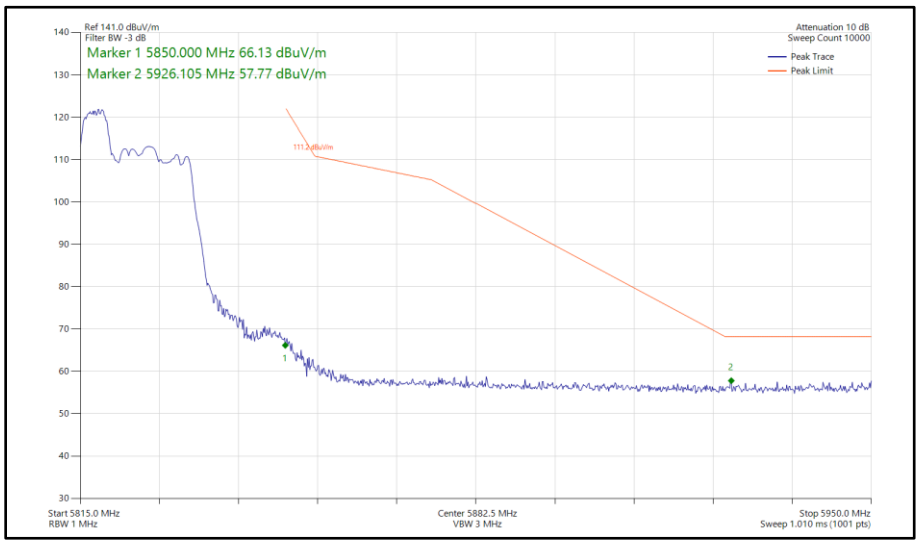

Figure 388 - 802.11ax HE20, RU 52-37, SISO, Core 0 - 5825 MHz Band Edge Frequency 5850 MHz

20 MHz Bandwidth - Core 1 (SISO)

Mode	Data Rate/ MCS	Resource Size	Resource Index	TX Frequency (MHz)	Band Edge Frequency (MHz)	Peak Level (dBµV/m)
802.11a	12 Mbps	-	-	5500	5470	63.59
802.11a	54 Mbps	-	-	5520	5470	63.32
802.11n HT20	MCS 2	-	-	5500	5470	63.56
802.11n HT20	MCS 7	-	-	5520	5470	63.37
802.11ax HE20	MCS 4x1	SU	-	5500	5470	63.65
802.11ax HE20	MCS 11x1	106	53	5500	5470	63.70
802.11ax HE20	MCS 4x1	SU	-	5520	5470	63.33
802.11ax HE20	MCS 11x1	106	53	5520	5470	58.81
802.11ax HE20	MCS 11x1	SU	-	5540	5470	57.95
802.11a	12 Mbps	-	-	5745	5725	59.25
802.11a	54 Mbps	-	-	5765	5725	58.33
802.11n HT20	MCS 2	-	-	5745	5725	58.77
802.11n HT20	MCS 2	-	-	5765	5725	58.73
802.11ax HE20	MCS 4x1	SU	-	5745	5725	58.66
802.11ax HE20	MCS 11x1	52	40	5745	5725	58.35
802.11ax HE20	MCS 11x1	SU	-	5765	5725	58.31
802.11a	54 Mbps	-	-	5680	5725	63.57
802.11a	54 Mbps	-	-	5700	5725	63.64
802.11n HT20	MCS 4	-	-	5680	5725	63.70
802.11n HT20	MCS 4	-	-	5700	5725	63.47
802.11ax HE20	MCS 11x1	SU	-	5660	5725	60.75
802.11ax HE20	MCS 11x1	52	40	5660	5725	57.18
802.11ax HE20	MCS 11x1	SU	-	5680	5725	63.66
802.11ax HE20	MCS 11x1	106	54	5680	5725	59.68
802.11ax HE20	MCS 2x1	SU	-	5700	5725	63.68
802.11ax HE20	MCS 11x1	106	54	5700	5725	63.67
802.11a	24 Mbps	-	-	5720	5850	59.05
802.11a	24 Mbps	-	-	5805	5850	58.40
802.11a	24 Mbps	-	-	5825	5850	58.75
802.11n HT20	MCS 7	-	-	5720	5850	59.33
802.11n HT20	MCS 4	-	-	5805	5850	58.60
802.11n HT20	MCS 2	-	-	5825	5850	58.31
802.11ax HE20	MCS 11x1	SU	-	5720	5850	58.99
802.11ax HE20	MCS 11x1	106	53	5720	5850	58.55
802.11ax HE20	MCS 2x1	SU	-	5805	5850	58.90
802.11ax HE20	MCS 2x1	SU	-	5825	5850	58.79
802.11ax HE20	MCS 11x1	106	53	5825	5850	58.51

Table 713 - SISO Authorised Band Edge Results

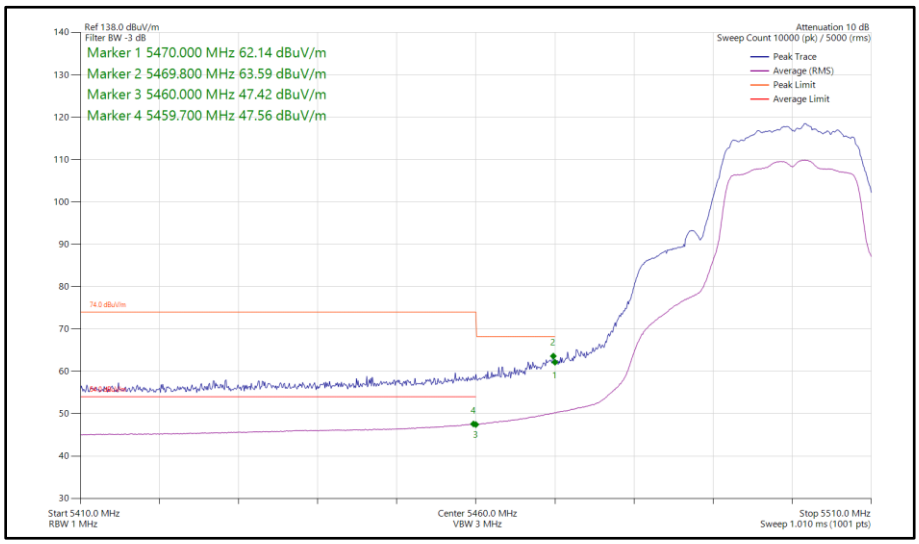

Figure 389 - 802.11a, SISO, Core 1 - 5500 MHz
Band Edge Frequency 5470 MHz

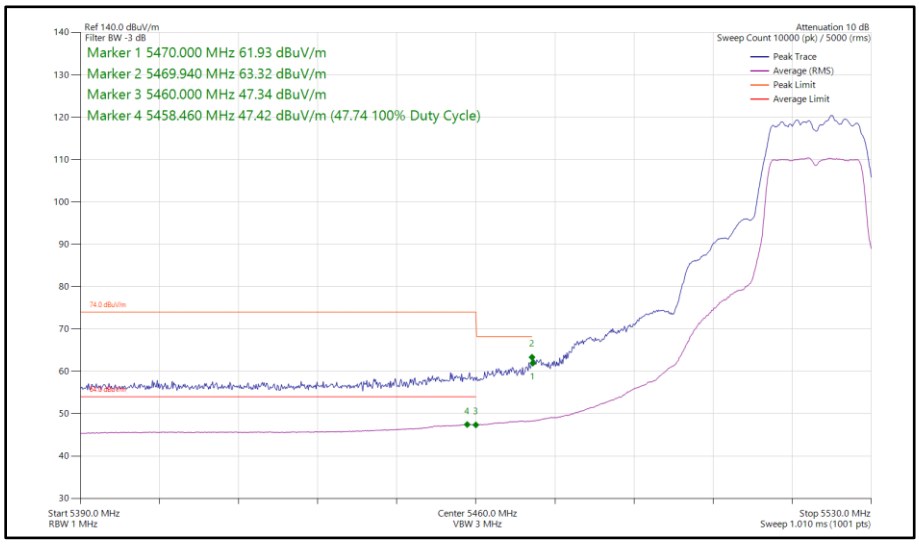

Figure 390 - 802.11a, SISO, Core 1 - 5520 MHz
Band Edge Frequency 5470 MHz

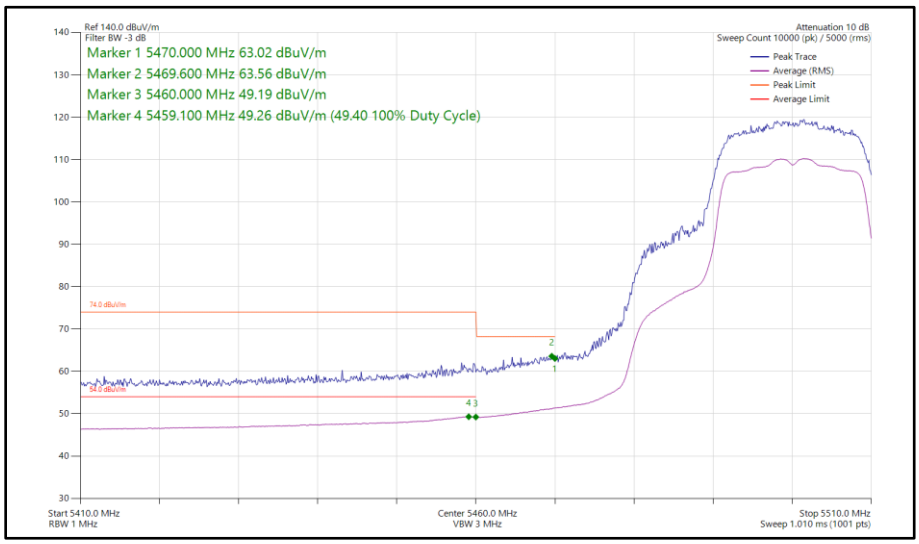

Figure 391 - 802.11n HT20, SISO, Core 1 - 5500 MHz
Band Edge Frequency 5470 MHz

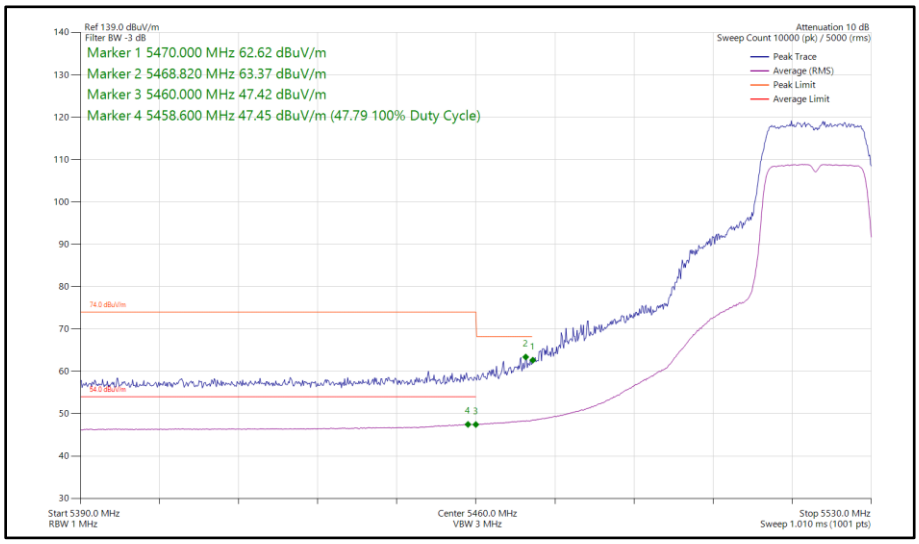

Figure 392 - 802.11n HT20, SISO, Core 1 - 5520 MHz
Band Edge Frequency 5470 MHz

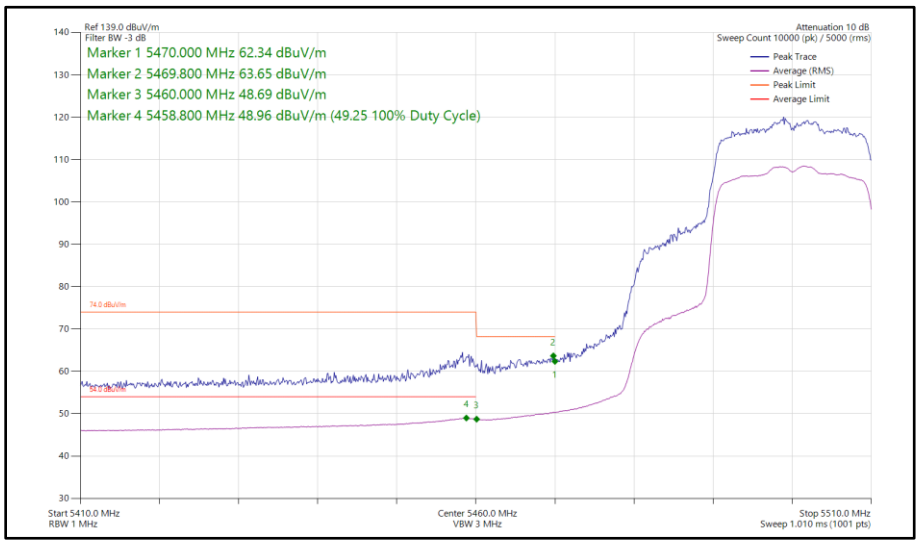

Figure 393 - 802.11ax HE20, SU, SISO, Core 1 - 5500 MHz Band Edge Frequency 5470 MHz

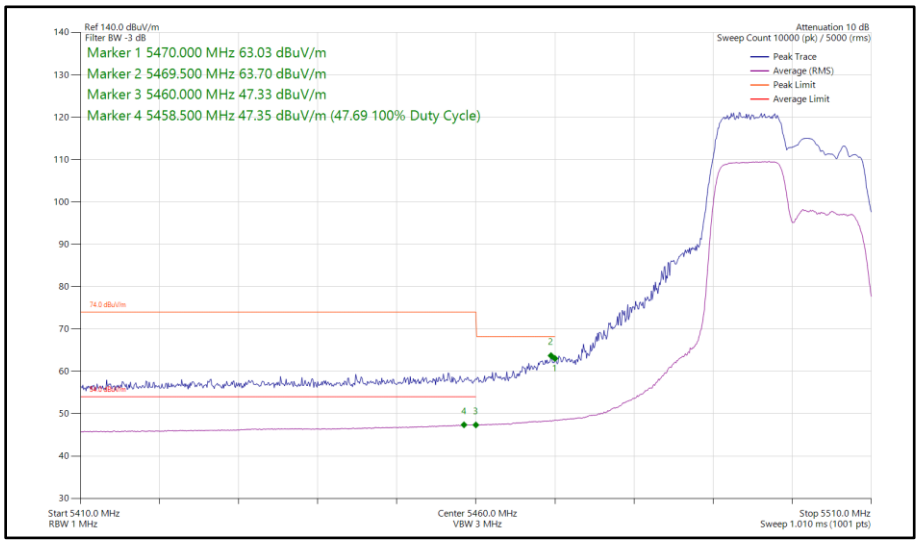

Figure 394 - 802.11ax HE20, RU 106-53, SISO, Core 1 - 5500 MHz Band Edge Frequency 5470 MHz

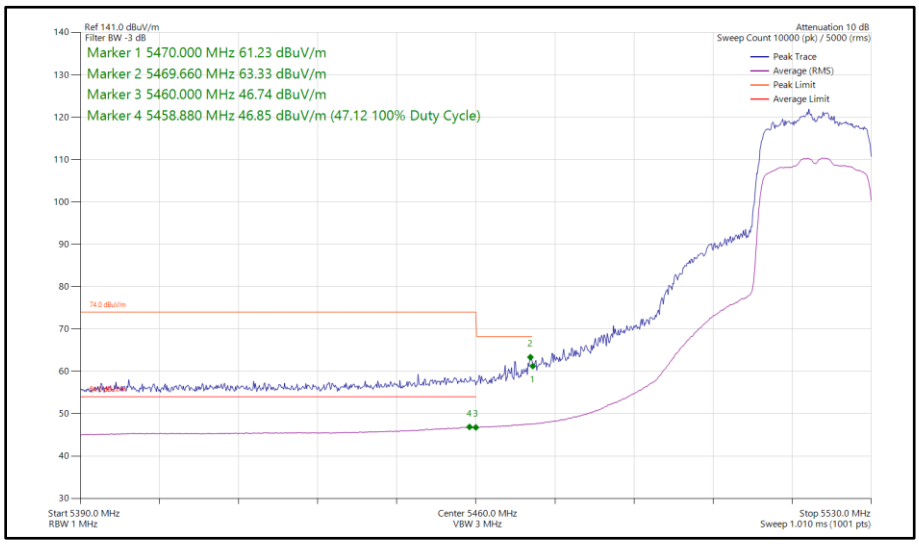

Figure 395 - 802.11ax HE20, SU, SISO, Core 1 - 5520 MHz Band Edge Frequency 5470 MHz

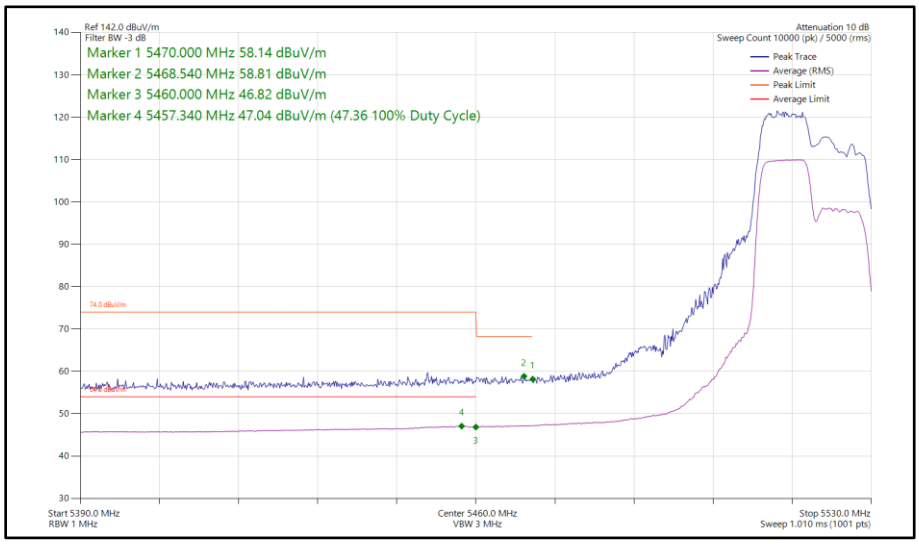

Figure 396 - 802.11ax HE20, RU 106-53, SISO, Core 1 - 5520 MHz Band Edge Frequency 5470 MHz

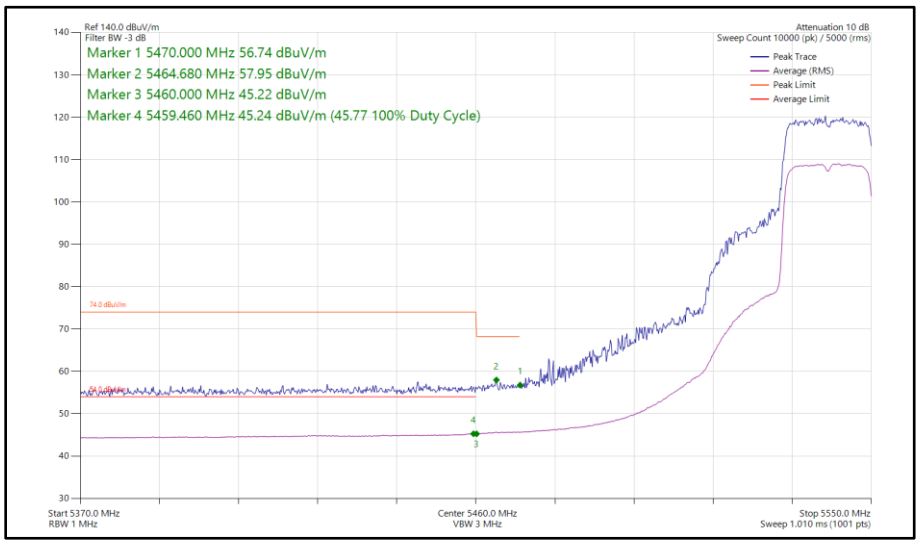

Figure 397 - 802.11ax HE20, SU, SISO, Core 1 - 5540 MHz
Band Edge Frequency 5470 MHz

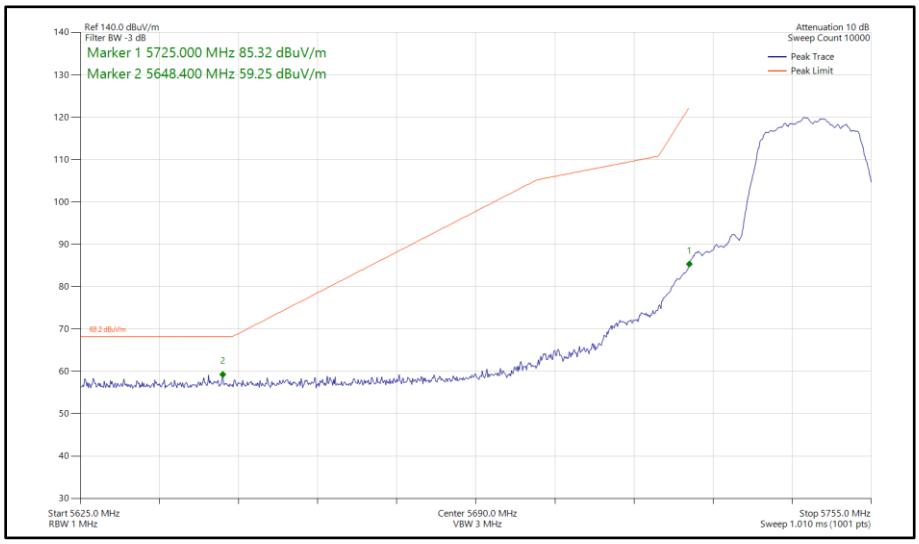

Figure 398 - 802.11a, SISO, Core 1 - 5745 MHz
Band Edge Frequency 5725 MHz

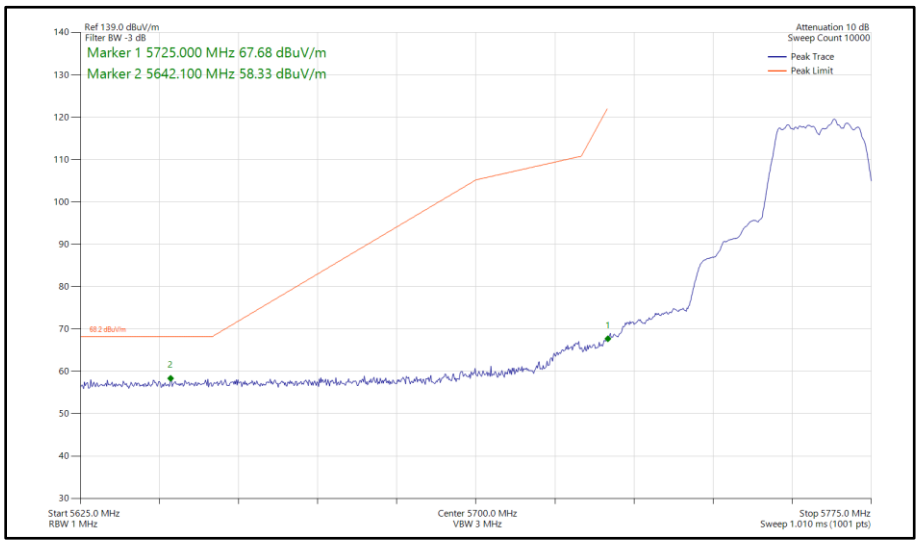

Figure 399 - 802.11a, SISO, Core 1 - 5765 MHz
Band Edge Frequency 5725 MHz

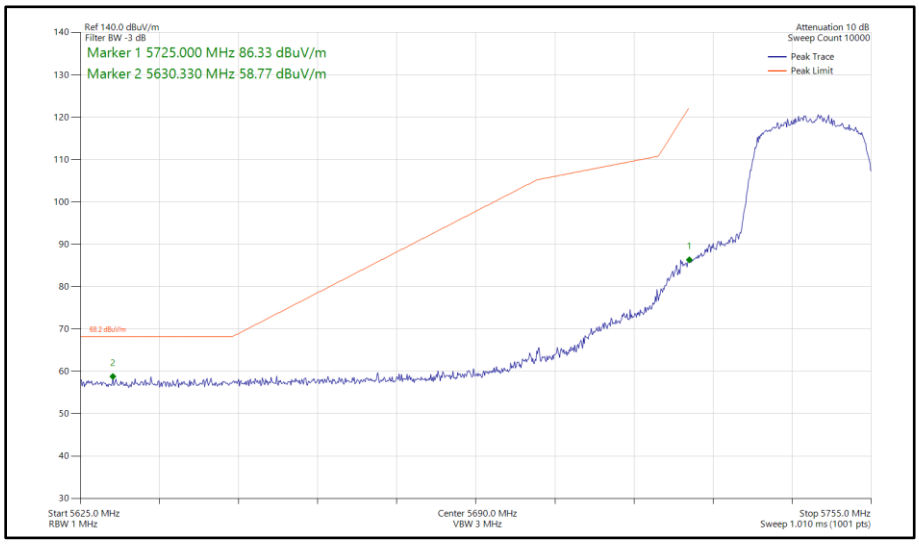

Figure 400 - 802.11n HT20, SISO, Core 1 - 5745 MHz
Band Edge Frequency 5725 MHz

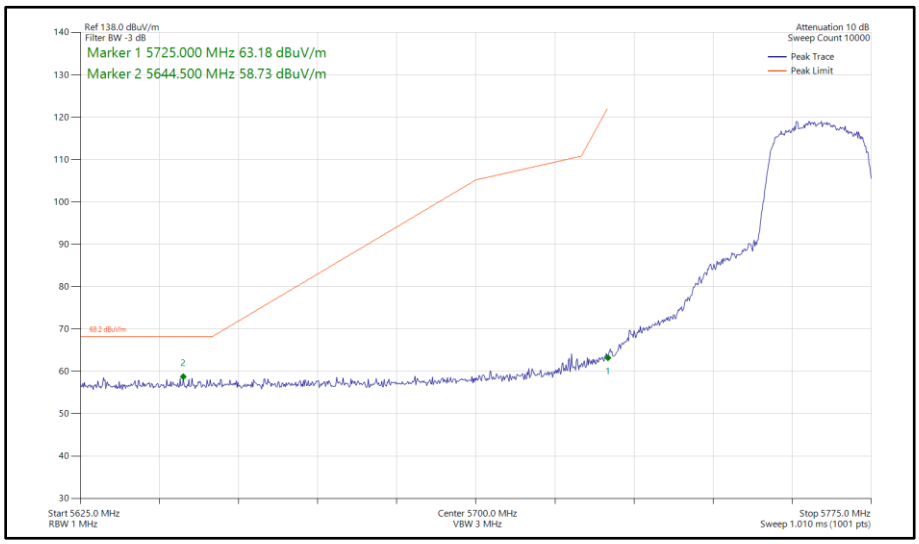

Figure 401 - 802.11n HT20, SISO, Core 1 - 5765 MHz
Band Edge Frequency 5725 MHz

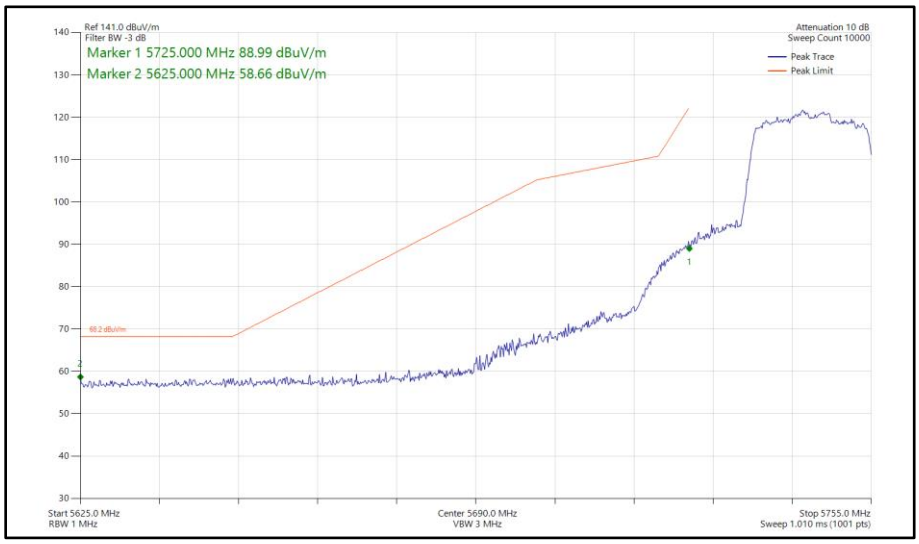

Figure 402 - 802.11ax HE20, SU, SISO, Core 1 - 5745 MHz
Band Edge Frequency 5725 MHz

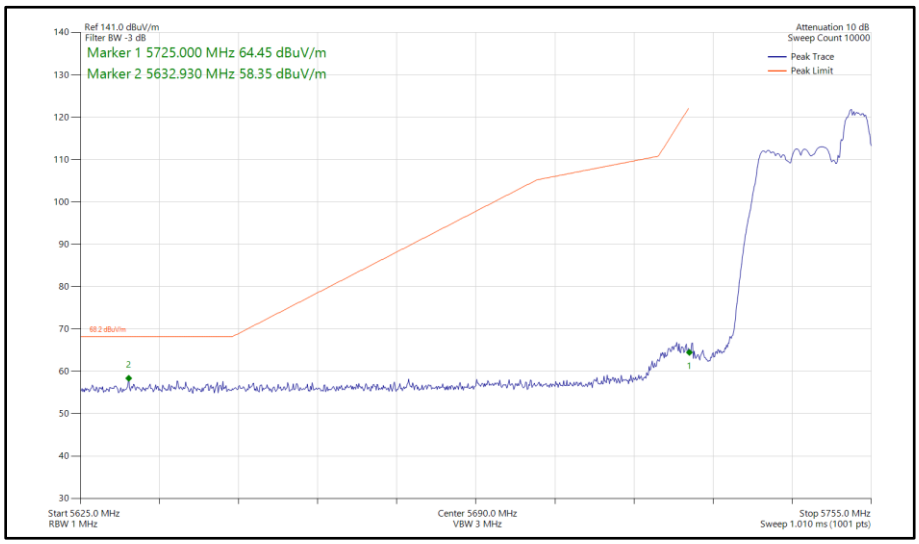

Figure 403 - 802.11ax HE20, RU 52-40, SISO, Core 1 - 5745 MHz Band Edge Frequency 5725 MHz

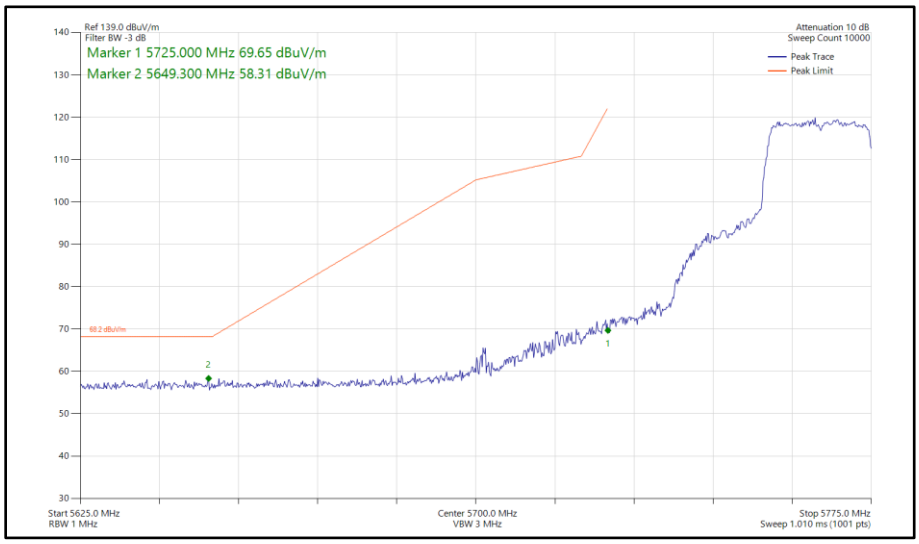

Figure 404 - 802.11ax HE20, SU, SISO, Core 1 - 5765 MHz Band Edge Frequency 5725 MHz

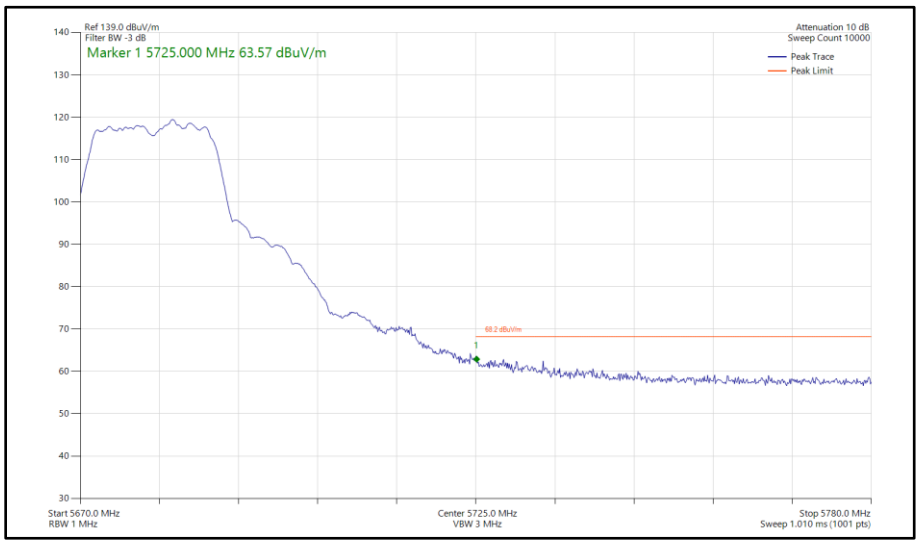

Figure 405 - 802.11a, SISO, Core 1 - 5680 MHz
Band Edge Frequency 5725 MHz

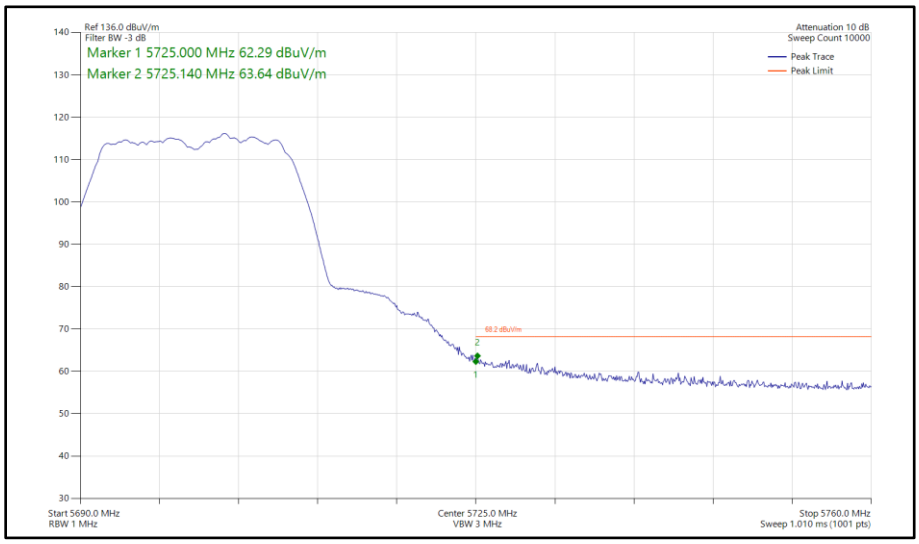

Figure 406 - 802.11a, SISO, Core 1 - 5700 MHz
Band Edge Frequency 5725 MHz

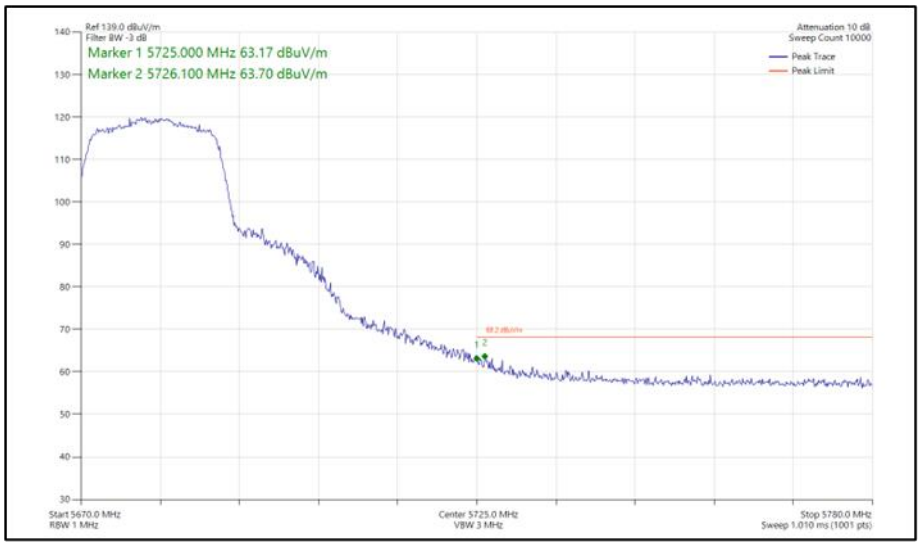

Figure 407 - 802.11n HT20, SISO, Core 1 - 5680 MHz
Band Edge Frequency 5725 MHz

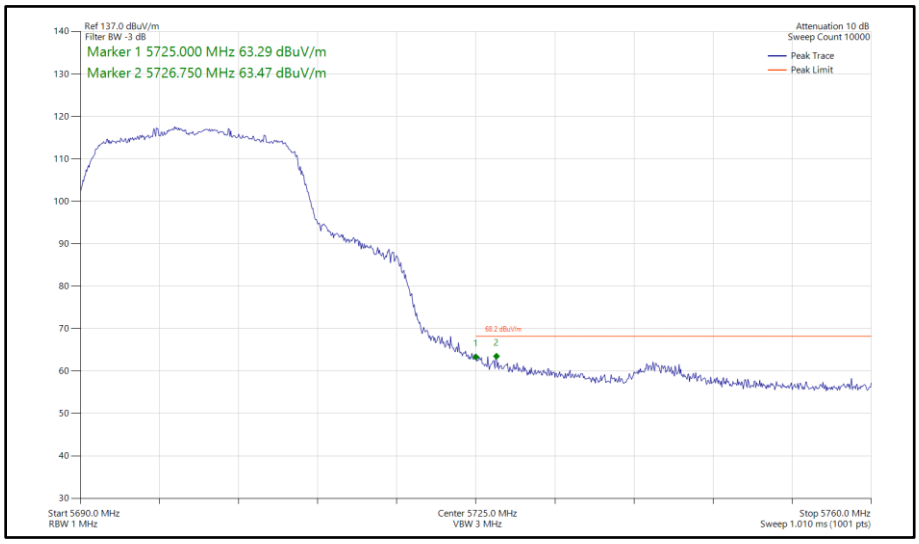

Figure 408 - 802.11n HT20, SISO, Core 1 - 5700 MHz
Band Edge Frequency 5725 MHz

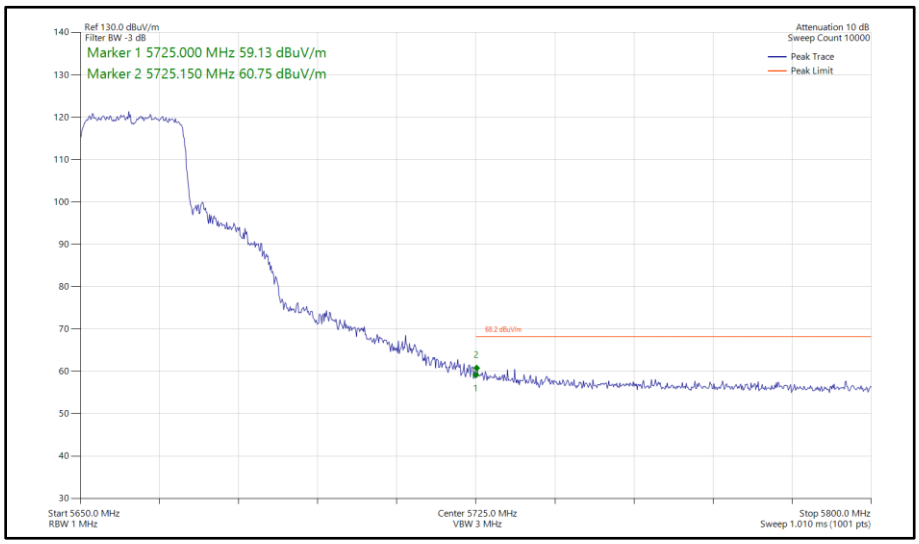

Figure 409 - 802.11ax HE20, SU, SISO, Core 1 - 5660 MHz Band Edge Frequency 5725 MHz

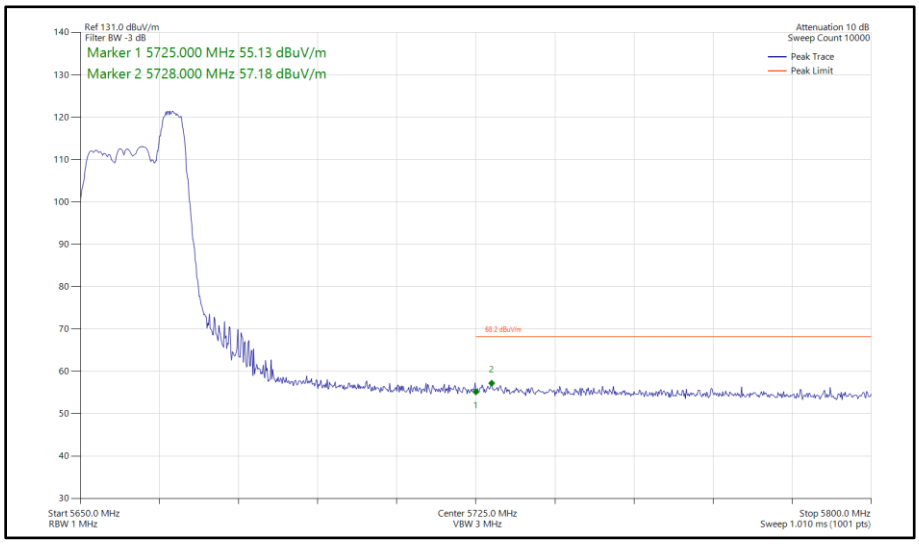

Figure 410 - 802.11ax HE20, RU 52-40, SISO, Core 1 - 5660 MHz Band Edge Frequency 5725 MHz

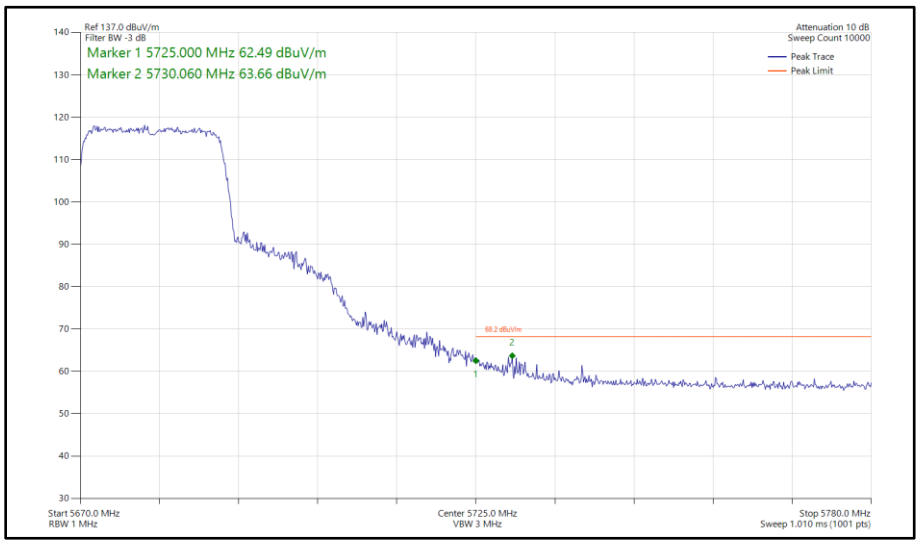

Figure 411 - 802.11ax HE20, SU, SISO, Core 1 - 5680 MHz Band Edge Frequency 5725 MHz

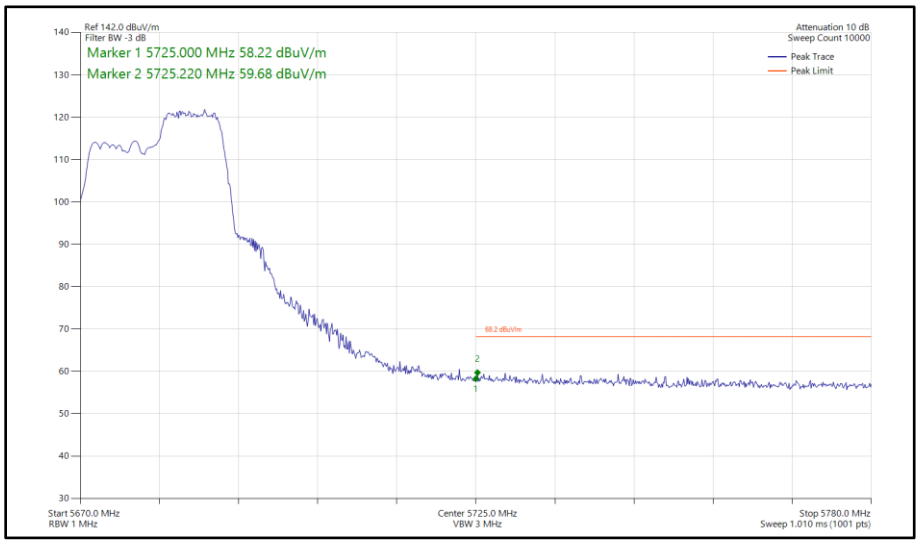

Figure 412 - 802.11ax HE20, RU 106-54, SISO, Core 1 - 5680 MHz Band Edge Frequency 5725 MHz

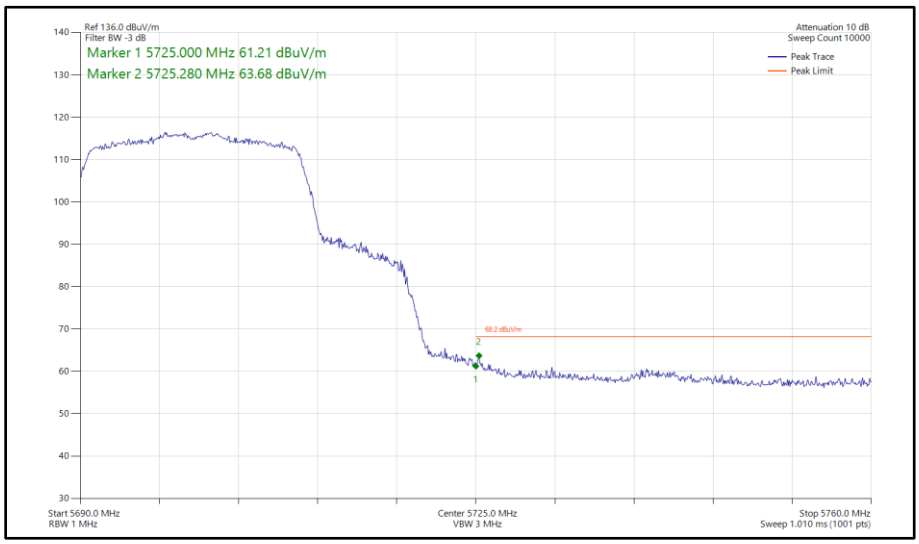

Figure 413 - 802.11ax HE20, SU, SISO, Core 1 - 5700 MHz Band Edge Frequency 5725 MHz

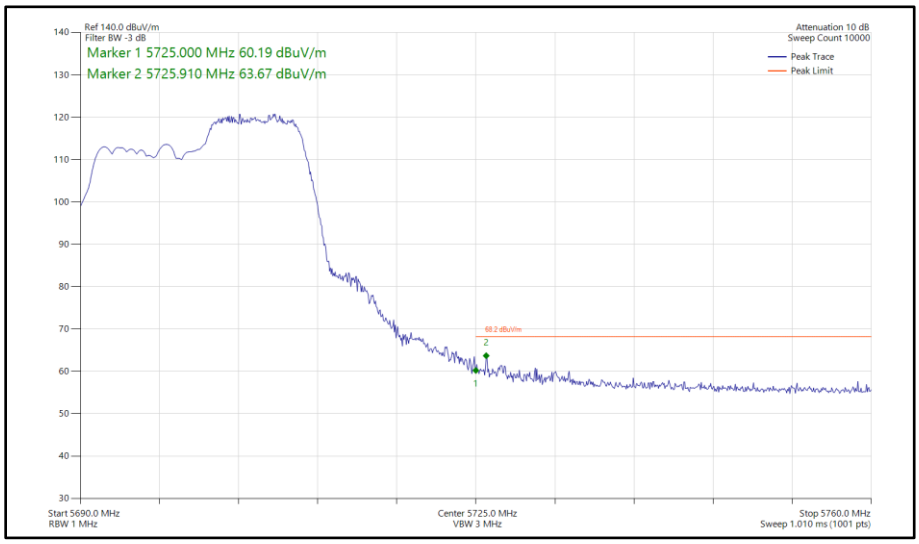

Figure 414 - 802.11ax HE20, RU 106-54, SISO, Core 1 - 5700 MHz Band Edge Frequency 5725 MHz