TUV SUD Limited
Digitally signed by TUV SUD Limited
Date: 2024.10.08 17:19:23 +01'00'

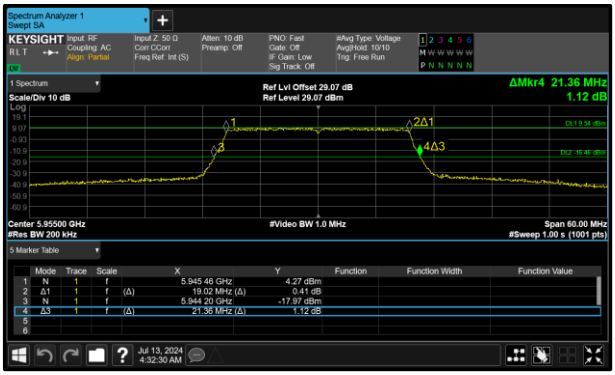

Figure 61 - 802.11ax HE20 SU SP Minimum 99% OBW

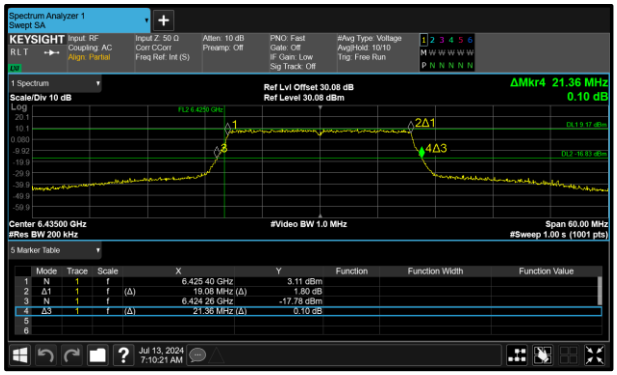

Figure 62 - 802.11ax HE20 SU SP Maximum 99% OBW

Figure 63 - 802.11ax HE40 SU SP Minimum 99% OBW

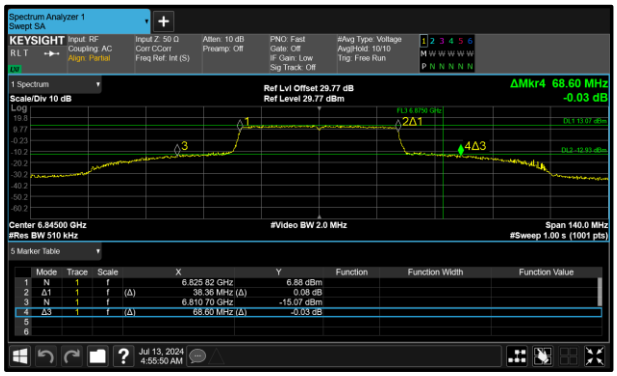

Figure 64 - 802.11ax HE40 SU SP Maximum 99% OBW

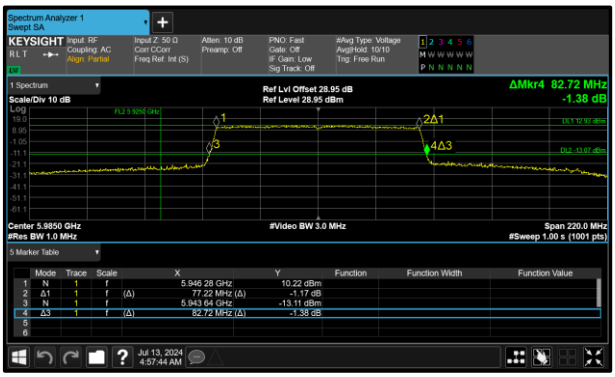

Figure 65 - 802.11ax HE80 SU SP Minimum 99% OBW

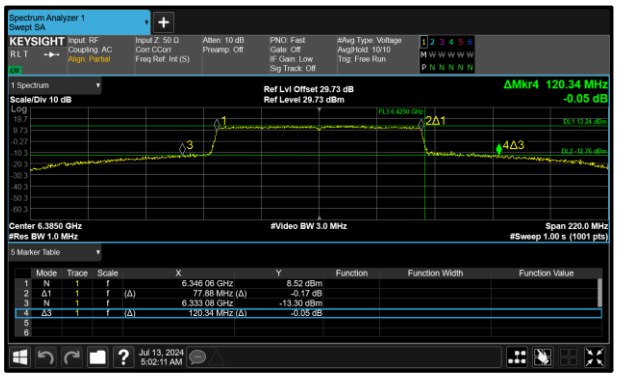

Figure 66 - 802.11ax HE80 SU SP Maximum 99% OBW

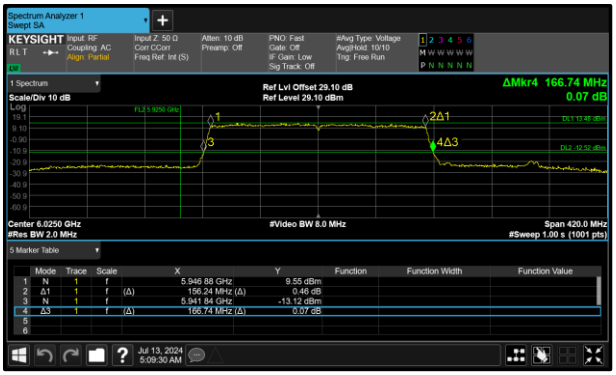

Figure 67 - 802.11ax HE160 SU SP Minimum 99% OBW

Figure 68 - 802.11ax HE160 SU SP Maximum 99% OBW

Test Configuration			
Frequency Range:	5.925-6.425 GHz 6.425-6.525 GHz 6.525-6.875 GHz 6.875-7.125 GHz	Band:	U-NII-5 U-NII-6 U-NII-7 U-NII-8
Limit Clause(s):	15.407 (a)(11) RSS-248 4.4	Test Method(s):	C63.10 6.9.3 C63.10 12.5.1
Additional Reference(s):	-		

DUT Configuration			
Mode:	802.11ax HE20 SU LPI	Duty Cycle (%):	-
Modulation Coding Scheme:	MCS2x2	DCCF (dB):	-
Antenna Configuration:	MIMO SDM	Peak Antenna Gain (dBi):	-
Active Port(s):	A+B (Core 0 + Core 1)	Active Chain(s):	0+1

Test Frequency (MHz)	26 dB Bandwidth (MHz)				Limit (kHz)
	A	B	C	D	
5955	21.360	21.240	-	-	-
6175	21.420	21.300	-	-	-
6415	21.240	21.480	-	-	-
6435	21.480	21.300	-	-	-
6475	21.360	21.540	-	-	-
6515	21.360	21.300	-	-	-
6535	21.360	21.240	-	-	-
6695	21.300	21.540	-	-	-
6855	21.180	21.360	-	-	-
6875	21.360	21.420	-	-	-
6895	21.420	21.360	-	-	-
6995	21.420	21.240	-	-	-
7095	21.180	21.300	-	-	-

Table 69 - 26 dB Bandwidth Results

Test Frequency (MHz)	99% Bandwidth (MHz)				Limit (kHz)
	A	B	C	D	
5955	19.020	19.020	-	-	-
6175	19.020	19.020	-	-	-
6415	19.020	19.020	-	-	-
6435	19.020	19.020	-	-	-
6475	19.080	19.020	-	-	-
6515	19.020	19.020	-	-	-
6535	19.020	19.020	-	-	-
6695	19.020	19.020	-	-	-
6855	19.020	19.020	-	-	-
6875	19.020	19.020	-	-	-
6895	19.020	19.020	-	-	-
6995	19.020	19.020	-	-	-
7095	19.020	19.080	-	-	-

Table 70 - 99% Bandwidth Results

Test Configuration			
Frequency Range:	5.925-6.425 GHz 6.425-6.525 GHz 6.525-6.875 GHz 6.875-7.125 GHz	Band:	U-NII-5 U-NII-6 U-NII-7 U-NII-8
Limit Clause(s):	15.407 (a)(11) RSS-248 4.4	Test Method(s):	C63.10 6.9.3 C63.10 12.5.1
Additional Reference(s):	-		

DUT Configuration			
Mode:	802.11ax HE40 SU LPI	Duty Cycle (%):	-
Modulation Coding Scheme:	MCS2x2	DCCF (dB):	-
Antenna Configuration:	MIMO SDM	Peak Antenna Gain (dBi):	-
Active Port(s):	A+B (Core 0 + Core 1)	Active Chain(s):	0+1

Test Frequency (MHz)	26 dB Bandwidth (MHz)				Limit (kHz)
	A	B	C	D	
5965	42.000	41.760	-	-	-
6165	41.880	41.640	-	-	-
6405	42.120	42.120	-	-	-
6445	42.000	42.120	-	-	-
6485	42.000	41.880	-	-	-
6525	42.000	42.120	-	-	-
6565	42.120	42.120	-	-	-
6685	42.120	42.000	-	-	-
6845	41.880	41.880	-	-	-
6885	42.120	42.120	-	-	-
6925	42.000	41.880	-	-	-
7005	42.000	42.000	-	-	-
7085	41.880	41.760	-	-	-

Table 71 - 26 dB Bandwidth Results

Test Frequency (MHz)	99% Bandwidth (MHz)				Limit (kHz)
	A	B	C	D	
6525	37.920	38.040	-	-	-
6565	37.920	38.040	-	-	-
5965	37.920	38.040	-	-	-
6165	38.040	38.040	-	-	-
6405	37.920	38.160	-	-	-
6445	38.040	38.040	-	-	-
6485	38.040	38.040	-	-	-
6685	38.040	37.920	-	-	-
6845	38.040	38.040	-	-	-
6885	37.920	38.040	-	-	-
6925	38.040	38.040	-	-	-
7005	37.920	38.040	-	-	-
7085	38.040	38.040	-	-	-

Table 72 - 99% Bandwidth Results

Test Configuration			
Frequency Range:	5.925-6.425 GHz 6.425-6.525 GHz 6.525-6.875 GHz 6.875-7.125 GHz	Band:	U-NII-5 U-NII-6 U-NII-7 U-NII-8
Limit Clause(s):	15.407 (a)(11) RSS-248 4.4	Test Method(s):	C63.10 6.9.3 C63.10 12.5.1
Additional Reference(s):	-		

DUT Configuration			
Mode:	802.11ax HE80 SU LPI	Duty Cycle (%):	-
Modulation Coding Scheme:	MCS2x2	DCCF (dB):	-
Antenna Configuration:	MIMO SDM	Peak Antenna Gain (dBi):	-
Active Port(s):	A+B (Core 0 + Core 1)	Active Chain(s):	0+1

Test Frequency (MHz)	26 dB Bandwidth (MHz)				Limit (kHz)
	A	B	C	D	
5985	82.500	82.720	-	-	-
6145	82.720	82.720	-	-	-
6385	82.940	82.720	-	-	-
6465	82.500	83.160	-	-	-
6545	82.720	83.380	-	-	-
6625	82.940	83.160	-	-	-
6705	82.500	82.940	-	-	-
6785	82.720	82.940	-	-	-
6865	82.280	82.720	-	-	-
6945	82.500	82.720	-	-	-
7025	82.500	82.500	-	-	-

Table 73 - 26 dB Bandwidth Results

Test Frequency (MHz)	99% Bandwidth (MHz)				Limit (kHz)
	A	B	C	D	
5985	77.440	77.220	-	-	-
6145	77.220	77.440	-	-	-
6385	77.440	77.220	-	-	-
6465	77.440	77.220	-	-	-
6545	77.220	77.440	-	-	-
6625	77.440	77.440	-	-	-
6705	77.220	77.440	-	-	-
6785	77.220	77.220	-	-	-
6865	77.220	77.220	-	-	-
6945	77.220	77.220	-	-	-
7025	77.440	77.220	-	-	-

Table 74 - 99% Bandwidth Results

Test Configuration			
Frequency Range:	5.925-6.425 GHz 6.425-6.525 GHz 6.525-6.875 GHz 6.875-7.125 GHz	Band:	U-NII-5 U-NII-6 U-NII-7 U-NII-8
Limit Clause(s):	15.407 (a)(11) RSS-248 4.4	Test Method(s):	C63.10 6.9.3 C63.10 12.5.1
Additional Reference(s):	-		

DUT Configuration			
Mode:	802.11ax HE160 SU LPI	Duty Cycle (%):	-
Modulation Coding Scheme:	MCS2x2	DCCF (dB):	-
Antenna Configuration:	MIMO SDM	Peak Antenna Gain (dBi):	-
Active Port(s):	A+B (Core 0 + Core 1)	Active Chain(s):	0+1

Test Frequency (MHz)	26 dB Bandwidth (MHz)				Limit (kHz)
	A	B	C	D	
6025	166.740	166.740	-	-	-
6185	166.740	166.320	-	-	-
6345	166.320	166.740	-	-	-
6505	167.160	165.900	-	-	-
6665	167.160	167.160	-	-	-
6825	166.320	166.740	-	-	-
6985	167.160	166.740	-	-	-

Table 75 - 26 dB Bandwidth Results

Test Frequency (MHz)	99% Bandwidth (MHz)				Limit (kHz)
	A	B	C	D	
6025	156.240	156.240	-	-	-
6185	156.240	156.660	-	-	-
6345	156.660	156.660	-	-	-
6505	156.240	156.240	-	-	-
6665	156.240	156.660	-	-	-
6825	156.660	156.660	-	-	-
6985	156.240	156.660	-	-	-

Table 76 - 99% Bandwidth Results

Test Configuration			
Frequency Range:	5.925-6.425 GHz 6.425-6.525 GHz 6.525-6.875 GHz	Band:	U-NII-5 U-NII-6 U-NII-7
Limit Clause(s):	15.407 (a)(11) RSS-248 4.4	Test Method(s):	C63.10 6.9.3 C63.10 12.5.1
Additional Reference(s):	-		

DUT Configuration			
Mode:	802.11ax HE20 SU SP	Duty Cycle (%):	-
Modulation Coding Scheme:	MCS2x2	DCCF (dB):	-
Antenna Configuration:	MIMO SDM	Peak Antenna Gain (dBi):	-
Active Port(s):	A+B (Core 0 + Core 1)	Active Chain(s):	0+1

Test Frequency (MHz)	26 dB Bandwidth (MHz)				Limit (kHz)
	A	B	C	D	
5955	21.360	21.420	-	-	-
6175	21.240	21.240	-	-	-
6415	21.360	21.480	-	-	-
6535	21.300	21.480	-	-	-
6695	21.420	21.360	-	-	-
6855	21.420	21.300	-	-	-

Table 77 - 26 dB Bandwidth Results

Test Frequency (MHz)	99% Bandwidth (MHz)				Limit (kHz)
	A	B	C	D	
5955	19.020	19.020	-	-	-
6175	19.020	19.020	-	-	-
6415	19.020	19.020	-	-	-
6435	19.080	19.020	-	-	-
6475	19.020	19.020	-	-	-
6515	19.020	19.020	-	-	-
6535	19.020	19.020	-	-	-
6695	19.020	19.020	-	-	-
6855	19.020	19.080	-	-	-

Table 78 - 99% Bandwidth Results

Test Configuration			
Frequency Range:	5.925-6.425 GHz 6.425-6.525 GHz 6.525-6.875 GHz	Band:	U-NII-5 U-NII-6 U-NII-7
Limit Clause(s):	15.407 (a)(11) RSS-248 4.4	Test Method(s):	C63.10 6.9.3 C63.10 12.5.1
Additional Reference(s):	-		

DUT Configuration			
Mode:	802.11ax HE40 SU SP	Duty Cycle (%):	-
Modulation Coding Scheme:	MCS2x2	DCCF (dB):	-
Antenna Configuration:	MIMO SDM	Peak Antenna Gain (dBi):	-
Active Port(s):	A+B (Core 0 + Core 1)	Active Chain(s):	0+1

Test Frequency (MHz)	26 dB Bandwidth (MHz)				Limit (kHz)
	A	B	C	D	
5965	42.240	42.120	-	-	-
6165	42.240	42.240	-	-	-
6405	42.720	46.800	-	-	-
6565	43.920	49.560	-	-	-
6685	51.720	55.560	-	-	-
6845	53.640	68.600	-	-	-

Table 79 - 26 dB Bandwidth Results

Test Frequency (MHz)	99% Bandwidth (MHz)				Limit (kHz)
	A	B	C	D	
5965	38.040	38.040	-	-	-
6165	38.040	38.040	-	-	-
6405	38.040	38.160	-	-	-
6445	38.040	38.160	-	-	-
6485	38.160	38.160	-	-	-
6525	38.160	38.160	-	-	-
6565	38.160	38.160	-	-	-
6685	38.160	38.280	-	-	-
6845	38.160	38.360	-	-	-

Table 80 - 99% Bandwidth Results

Test Configuration			
Frequency Range:	5.925-6.425 GHz 6.425-6.525 GHz 6.525-6.875 GHz	Band:	U-NII-5 U-NII-6 U-NII-7
Limit Clause(s):	15.407 (a)(11) RSS-248 4.4	Test Method(s):	C63.10 6.9.3 C63.10 12.5.1
Additional Reference(s):	-		

DUT Configuration			
Mode:	802.11ax HE80 SU SP	Duty Cycle (%):	-
Modulation Coding Scheme:	MCS2x2	DCCF (dB):	-
Antenna Configuration:	MIMO SDM	Peak Antenna Gain (dBi):	-
Active Port(s):	A+B (Core 0 + Core 1)	Active Chain(s):	0+1

Test Frequency (MHz)	26 dB Bandwidth (MHz)				Limit (kHz)
	A	B	C	D	
5985	82.500	82.720	-	-	-
6145	82.940	83.160	-	-	-
6385	86.240	120.340	-	-	-
6625	113.520	98.120	-	-	-
6705	92.400	95.260	-	-	-
6785	94.820	122.640	-	-	-

Table 81 - 26 dB Bandwidth Results

Test Frequency (MHz)	99% Bandwidth (MHz)				Limit (kHz)
	A	B	C	D	
5985	77.440	77.220	-	-	-
6145	77.440	77.440	-	-	-
6385	77.660	77.880	-	-	-
6465	77.440	77.440	-	-	-
6545	77.440	77.440	-	-	-
6625	77.660	77.440	-	-	-
6705	77.660	77.440	-	-	-
6785	77.660	77.760	-	-	-

Table 82 - 99% Bandwidth Results

Test Configuration			
Frequency Range:	5.925-6.425 GHz 6.425-6.525 GHz 6.525-6.875 GHz	Band:	U-NII-5 U-NII-6 U-NII-7
Limit Clause(s):	15.407 (a)(11) RSS-248 4.4	Test Method(s):	C63.10 6.9.3 C63.10 12.5.1
Additional Reference(s):	-		

DUT Configuration			
Mode:	802.11ax HE160 SU SP	Duty Cycle (%):	-
Modulation Coding Scheme:	MCS2x2	DCCF (dB):	-
Antenna Configuration:	MIMO SDM	Peak Antenna Gain (dBi):	-
Active Port(s):	A+B (Core 0 + Core 1)	Active Chain(s):	0+1

Test Frequency (MHz)	26 dB Bandwidth (MHz)				Limit (kHz)
	A	B	C	D	
6025	166.740	167.160	-	-	-
6185	167.160	167.160	-	-	-
6345	166.320	166.320	-	-	-
6665	167.160	166.740	-	-	-

Table 83 - 26 dB Bandwidth Results

Test Frequency (MHz)	99% Bandwidth (MHz)				Limit (kHz)
	A	B	C	D	
6025	156.240	156.660	-	-	-
6185	156.240	156.660	-	-	-
6345	156.660	156.660	-	-	-
6505	156.240	156.240	-	-	-
6665	156.240	156.660	-	-	-

Table 84 - 99% Bandwidth Results

Protocol	26 dB Bandwidth (MHz)	
	Minimum	Maximum
802.11ax HE20 SU VLP	21.180	21.420
802.11ax HE40 SU VLP	41.760	42.240
802.11ax HE80 SU VLP	82.500	83.160
802.11ax HE160 SU VLP	166.320	167.160

Table 85 - 26dB Bandwidth Summary Results - MIMO SDM

Protocol	99% Bandwidth (MHz)	
	Minimum	Maximum
802.11ax HE20 SU VLP	19.020	19.080
802.11ax HE40 SU VLP	37.920	38.160
802.11ax HE80 SU VLP	77.220	77.440
802.11ax HE160 SU VLP	156.240	156.660

Table 86 - 99% Bandwidth Summary Results - MIMO SDM

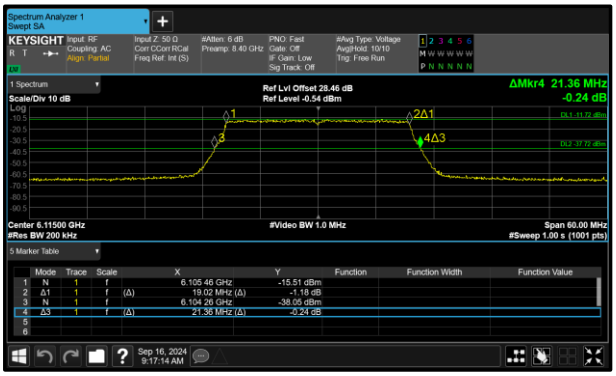

Figure 69 - 802.11ax HE20 SU VLP Minimum 99% OBW

Figure 70 - 802.11ax HE20 SU VLP Maximum 99% OBW

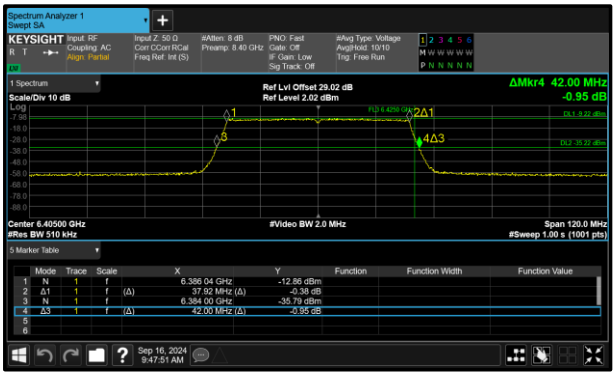

Figure 71 - 802.11ax HE40 SU VLP Minimum 99% OBW

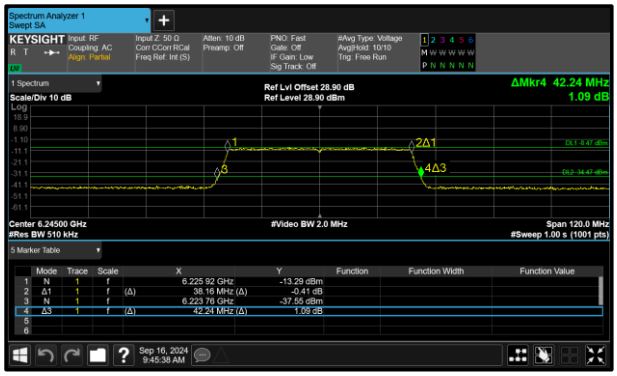

Figure 72 - 802.11ax HE40 SU VLP Maximum 99% OBW

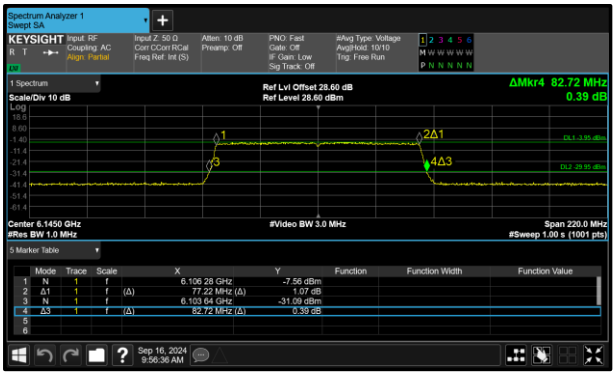

Figure 73 - 802.11ax HE80 SU VLP Minimum 99% OBW

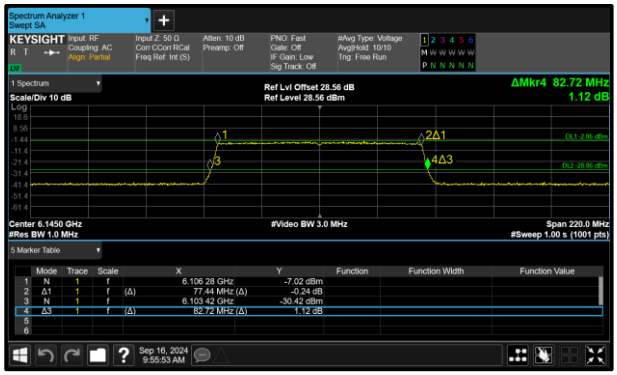

Figure 74 - 802.11ax HE80 SU VLP Maximum 99% OBW

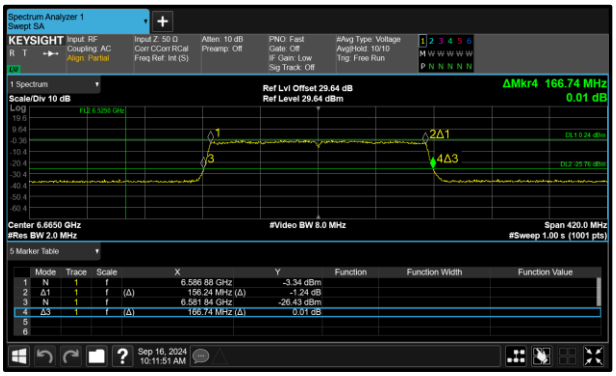

Figure 75 - 802.11ax HE160 SU VLP Minimum 99% OBW

Figure 76 - 802.11ax HE160 SU VLP Maximum 99% OBW

Test Configuration			
Frequency Range:	5.925-6.425 GHz 6.525-6.875 GHz	Band:	U-NII-5 U-NII-7
Limit Clause(s):	15.407 (a)(11) RSS-248 4.4	Test Method(s):	C63.10 6.9.3 C63.10 12.5.2
Additional Reference(s):	-		

DUT Configuration			
Mode:	802.11ax HE20 SU VLP	Duty Cycle (%):	-
Modulation Coding Scheme:	MCS2x2	DCCF (dB):	-
Antenna Configuration:	MIMO SDM	Peak Antenna Gain (dBi):	-
Active Port(s):	A+B (Core 0 + Core 1)	Active Chain(s):	0+1

Test Frequency (MHz)	26 dB Bandwidth (MHz)				Limit (MHz)
	A	B	C	D	
6115	21.360	21.300	-	-	320.00
6255	21.180	21.300	-	-	320.00
6415	21.420	21.180	-	-	320.00
6535	21.360	21.300	-	-	320.00
6695	21.420	21.300	-	-	320.00
6855	21.360	21.420	-	-	320.00

Table 87 - 26 dB Bandwidth Results

Test Frequency (MHz)	99% Bandwidth (MHz)				Limit (MHz)
	A	B	C	D	
6115	19.020	19.020	-	-	320.00
6255	19.020	19.020	-	-	320.00
6415	19.020	19.020	-	-	320.00
6535	19.080	19.020	-	-	320.00
6695	19.020	19.020	-	-	320.00
6855	19.020	19.020	-	-	320.00

Table 88 - 99% Bandwidth Results

Test Configuration			
Frequency Range:	5.925-6.425 GHz 6.525-6.875 GHz	Band:	U-NII-5 U-NII-7
Limit Clause(s):	15.407 (a)(11) RSS-248 4.4	Test Method(s):	C63.10 6.9.3 C63.10 12.5.2
Additional Reference(s):	-		

DUT Configuration			
Mode:	802.11ax HE40 SU VLP	Duty Cycle (%):	-
Modulation Coding Scheme:	MCS2x2	DCCF (dB):	-
Antenna Configuration:	MIMO SDM	Peak Antenna Gain (dBi):	-
Active Port(s):	A+B (Core 0 + Core 1)	Active Chain(s):	0+1

Test Frequency (MHz)	26 dB Bandwidth (MHz)				Limit (MHz)
	A	B	C	D	
6125	42.000	42.000	-	-	320.00
6245	41.760	42.240	-	-	320.00
6405	42.000	41.880	-	-	320.00
6565	42.120	42.120	-	-	320.00
6725	42.000	41.880	-	-	320.00
6845	41.880	42.000	-	-	320.00

Table 89 - 26 dB Bandwidth Results

Test Frequency (MHz)	99% Bandwidth (MHz)				Limit (MHz)
	A	B	C	D	
6125	38.040	38.040	-	-	320.00
6245	38.040	38.160	-	-	320.00
6405	37.920	38.040	-	-	320.00
6565	38.040	38.160	-	-	320.00
6725	38.040	38.160	-	-	320.00
6845	38.040	38.040	-	-	320.00

Table 90 - 99% Bandwidth Results

Test Configuration			
Frequency Range:	5.925-6.425 GHz 6.525-6.875 GHz	Band:	U-NII-5 U-NII-7
Limit Clause(s):	15.407 (a)(11) RSS-248 4.4	Test Method(s):	C63.10 6.9.3 C63.10 12.5.2
Additional Reference(s):	-		

DUT Configuration			
Mode:	802.11ax HE80 SU VLP	Duty Cycle (%):	-
Modulation Coding Scheme:	MCS2x2	DCCF (dB):	-
Antenna Configuration:	MIMO SDM	Peak Antenna Gain (dBi):	-
Active Port(s):	A+B (Core 0 + Core 1)	Active Chain(s):	0+1

Test Frequency (MHz)	26 dB Bandwidth (MHz)				Limit (MHz)
	A	B	C	D	
6145	82.720	82.720	-	-	320.00
6225	82.500	82.940	-	-	320.00
6385	82.500	82.940	-	-	320.00
6625	82.720	82.720	-	-	320.00
6705	82.500	83.160	-	-	320.00
6785	82.940	82.720	-	-	320.00

Table 91 - 26 dB Bandwidth Results

Test Frequency (MHz)	99% Bandwidth (MHz)				Limit (MHz)
	A	B	C	D	
6145	77.440	77.220	-	-	320.00
6225	77.220	77.220	-	-	320.00
6385	77.220	77.220	-	-	320.00
6625	77.440	77.440	-	-	320.00
6705	77.220	77.440	-	-	320.00
6785	77.220	77.220	-	-	320.00

Table 92 - 99% Bandwidth Results

Test Configuration			
Frequency Range:	5.925-6.425 GHz 6.525-6.875 GHz	Band:	U-NII-5 U-NII-7
Limit Clause(s):	15.407 (a)(11) RSS-248 4.4	Test Method(s):	C63.10 6.9.3 C63.10 12.5.2
Additional Reference(s):	-		

DUT Configuration			
Mode:	802.11ax HE160 SU VLP	Duty Cycle (%):	-
Modulation Coding Scheme:	MCS2x2	DCCF (dB):	-
Antenna Configuration:	MIMO SDM	Peak Antenna Gain (dBi):	-
Active Port(s):	A+B (Core 0 + Core 1)	Active Chain(s):	0+1

Test Frequency (MHz)	26 dB Bandwidth (MHz)				Limit (MHz)
	A	B	C	D	
6185	166.740	166.320	-	-	320.00
6345	166.740	166.320	-	-	320.00
6665	166.740	167.160	-	-	320.00

Table 93 - 26 dB Bandwidth Results

Test Frequency (MHz)	99% Bandwidth (MHz)				Limit (MHz)
	A	B	C	D	
6185	156.660	156.660	-	-	320.00
6345	156.660	156.660	-	-	320.00
6665	156.240	156.660	-	-	320.00

Table 94 - 99% Bandwidth Results

TxBF:

Protocol	26 dB Bandwidth (MHz)	
	Minimum	Maximum
802.11ax HE40 SU LPI	41.640	42.360
802.11ax HE80 SU LPI	82.280	83.380
802.11ax HE20 SU SP	21.120	21.540
802.11ax HE40 SU SP	42.000	45.240
802.11ax HE80 SU SP	82.720	83.600

Table 95 - 26 dB Bandwidth Summary Results - TxBF

Protocol	99% Bandwidth (MHz)	
	Minimum	Maximum
802.11ax HE40 SU LPI	38.040	38.280
802.11ax HE80 SU LPI	77.220	77.440
802.11ax HE20 SU SP	19.020	19.140
802.11ax HE40 SU SP	38.040	38.160
802.11ax HE80 SU SP	77.440	77.660

Table 96 - 99% Bandwidth Summary Results - TxBF

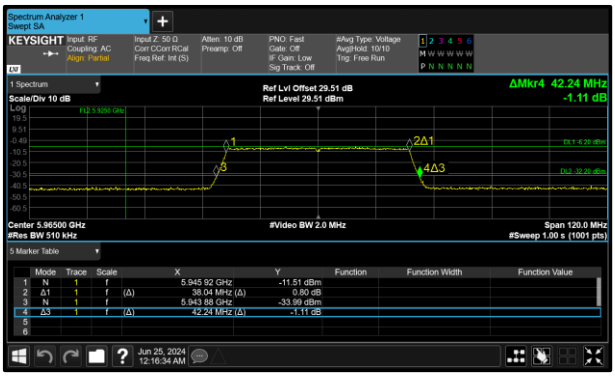

Figure 77 - 802.11ax HE40 SU LPI Minimum 99% OBW

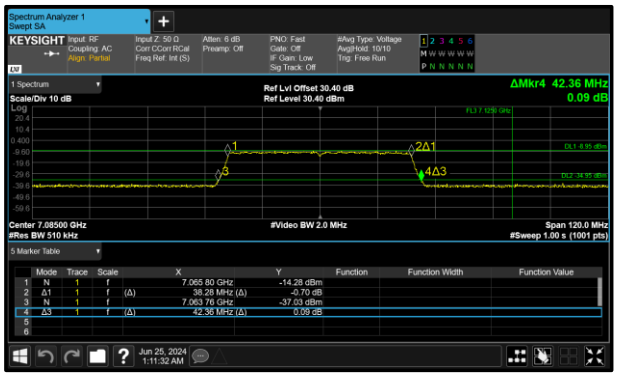

Figure 78 - 802.11ax HE40 SU LPI Maximum 99% OBW

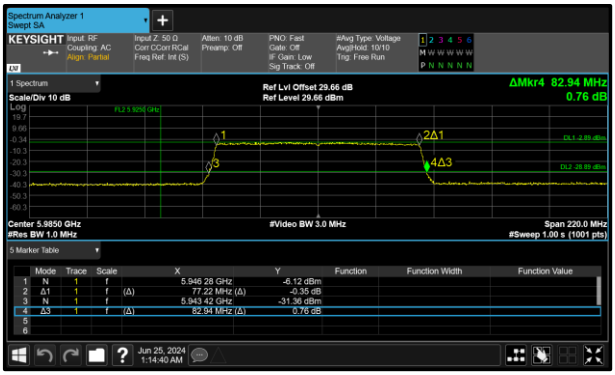

Figure 79 - 802.11ax HE80 SU LPI Minimum 99% OBW

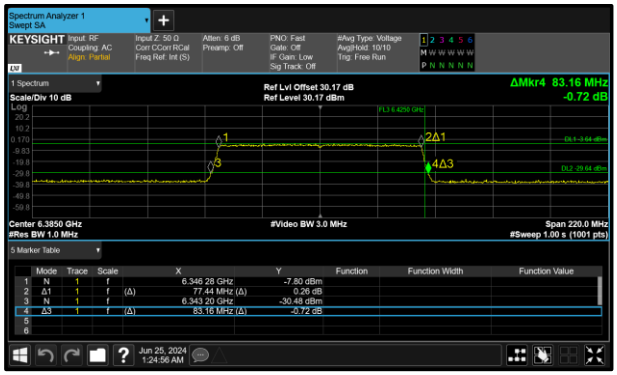

Figure 80 - 802.11ax HE80 SU LPI Maximum 99% OBW

Figure 81 - 802.11ax HE20 SU SP Minimum 99% OBW

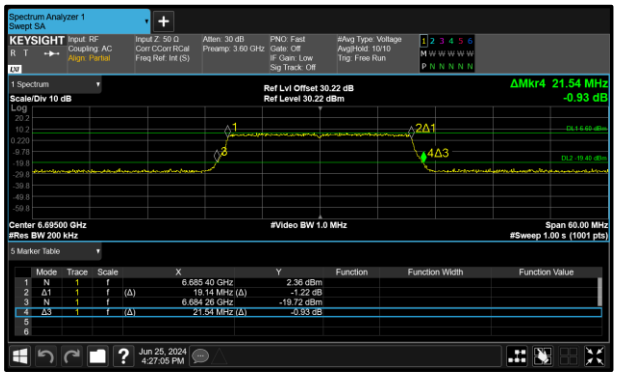

Figure 82 - 802.11ax HE20 SU SP Maximum 99% OBW

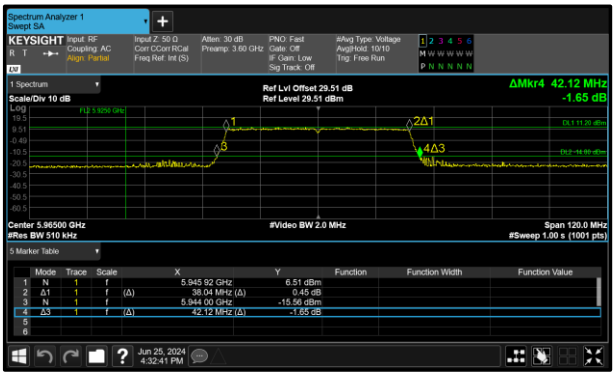

Figure 83 - 802.11ax HE40 SU SP Minimum 99% OBW

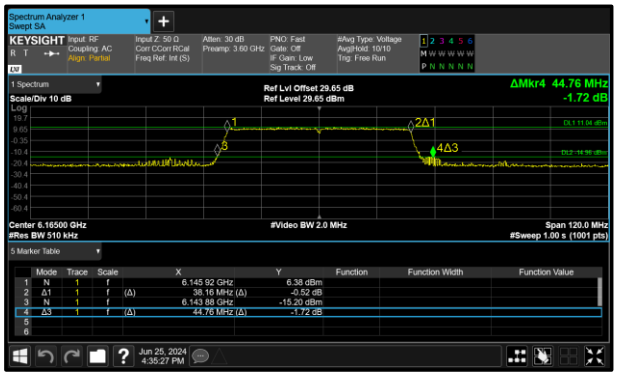

Figure 84 - 802.11ax HE40 SU SP Maximum 99% OBW

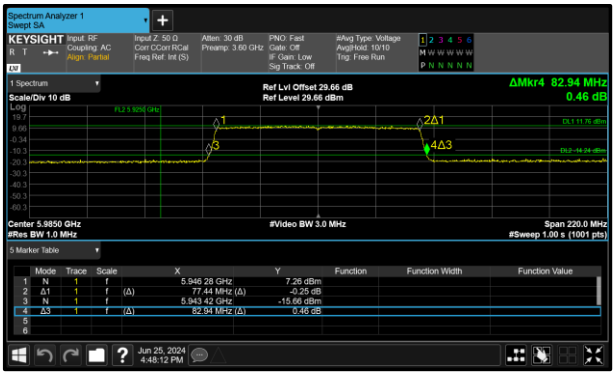

Figure 85 - 802.11ax HE80 SU SP Minimum 99% OBW

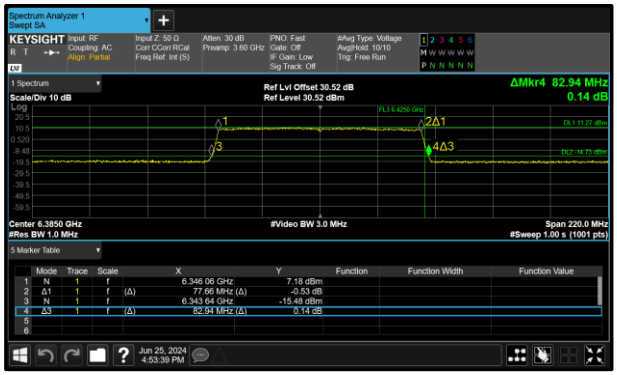

Figure 86 - 802.11ax HE80 SU SP Maximum 99% OBW

Test Configuration			
Frequency Range:	5.925-6.425 GHz	Band:	U-NII-5
Limit Clause(s):	15.407 (a)(11)	Test Method(s):	C63.10 6.9.3 C63.10 12.5.2
Additional Reference(s):	-		

DUT Configuration			
Mode:	802.11ax HE40 SU LPI	Duty Cycle (%):	-
Modulation Coding Scheme:	MCS2x1	DCCF (dB):	-
Antenna Configuration:	TxBF	Peak Antenna Gain (dBi):	-
Active Port(s):	A+B (Core 0 + Core 1)	Active Chain(s):	0+1

Test Frequency (MHz)	26 dB Bandwidth (MHz)				Limit (kHz)
	A	B	C	D	
5965	42.240	42.000	-	-	-
6085	41.880	42.240	-	-	-
6245	42.240	42.120	-	-	-

Table 97 - 26 dB Bandwidth Results

Test Frequency (MHz)	99% Bandwidth (MHz)				Limit (kHz)
	A	B	C	D	
5965	38.040	38.040	-	-	-
6085	38.040	38.040	-	-	-
6245	38.040	38.040	-	-	-

Table 98 - 99% Bandwidth Results

Test Configuration			
Frequency Range:	5.925-6.425 GHz	Band:	U-NII-5
Limit Clause(s):	15.407 (a)(11)	Test Method(s):	C63.10 6.9.3 C63.10 12.5.2
Additional Reference(s):	-		

DUT Configuration			
Mode:	802.11ax HE80 SU LPI	Duty Cycle (%):	-
Modulation Coding Scheme:	MCS2x1	DCCF (dB):	-
Antenna Configuration:	TxBF	Peak Antenna Gain (dBi):	-
Active Port(s):	A+B (Core 0 + Core 1)	Active Chain(s):	0+1

Test Frequency (MHz)	26 dB Bandwidth (MHz)				Limit (kHz)
	A	B	C	D	
5985	82.940	82.940	-	-	-
6145	82.940	82.720	-	-	-
6385	82.940	83.160	-	-	-

Table 99 - 26 dB Bandwidth Results

Test Frequency (MHz)	99% Bandwidth (MHz)				Limit (kHz)
	A	B	C	D	
5985	77.220	77.220	-	-	-
6145	77.220	77.220	-	-	-
6385	77.220	77.440	-	-	-

Table 100 - 99% Bandwidth Results

Test Configuration			
Frequency Range:	6.425-6.525 GHz	Band:	U-NII-6
Limit Clause(s):	15.407 (a)(11)	Test Method(s):	C63.10 6.9.3 C63.10 12.5.2
Additional Reference(s):	-		

DUT Configuration			
Mode:	802.11ax HE80 SU LPI	Duty Cycle (%):	-
Modulation Coding Scheme:	MCS2x1	DCCF (dB):	-
Antenna Configuration:	TxBF	Peak Antenna Gain (dBi):	-
Active Port(s):	A+B (Core 0 + Core 1)	Active Chain(s):	0+1

Test Frequency (MHz)	26 dB Bandwidth (MHz)				Limit (kHz)
	A	B	C	D	
6465	82.720	82.940	-	-	-

Table 101 - 26 dB Bandwidth Results

Test Frequency (MHz)	99% Bandwidth (MHz)				Limit (kHz)
	A	B	C	D	
6465	77.440	77.440	-	-	-

Table 102 - 99% Bandwidth Results

Test Configuration			
Frequency Range:	6.525-6.875 GHz	Band:	U-NII-7
Limit Clause(s):	15.407 (a)(11)	Test Method(s):	C63.10 6.9.3 C63.10 12.5.2
Additional Reference(s):	-		

DUT Configuration			
Mode:	802.11ax HE40 SU LPI	Duty Cycle (%):	-
Modulation Coding Scheme:	MCS2x1	DCCF (dB):	-
Antenna Configuration:	TxBF	Peak Antenna Gain (dBi):	-
Active Port(s):	A+B (Core 0 + Core 1)	Active Chain(s):	0+1

Test Frequency (MHz)	26 dB Bandwidth (MHz)				Limit (kHz)
	A	B	C	D	
6565	41.760	42.360	-	-	-
6685	42.000	41.880	-	-	-
6845	42.120	42.360	-	-	-

Table 103 - 26 dB Bandwidth Results

Test Frequency (MHz)	99% Bandwidth (MHz)				Limit (kHz)
	A	B	C	D	
6565	38.040	38.040	-	-	-
6685	38.040	38.040	-	-	-
6845	38.040	38.040	-	-	-

Table 104 - 99% Bandwidth Results

Test Configuration			
Frequency Range:	6.525-6.875 GHz	Band:	U-NII-7
Limit Clause(s):	15.407 (a)(11)	Test Method(s):	C63.10 6.9.3 C63.10 12.5.2
Additional Reference(s):	-		

DUT Configuration			
Mode:	802.11ax HE80 SU LPI	Duty Cycle (%):	-
Modulation Coding Scheme:	MCS2x1	DCCF (dB):	-
Antenna Configuration:	TxBF	Peak Antenna Gain (dBi):	-
Active Port(s):	A+B (Core 0 + Core 1)	Active Chain(s):	0+1

Test Frequency (MHz)	26 dB Bandwidth (MHz)				Limit (kHz)
	A	B	C	D	
6545	82.720	82.720	-	-	-
6625	83.160	83.160	-	-	-
6705	82.720	82.280	-	-	-
6785	82.720	82.720	-	-	-
6865	82.940	82.500	-	-	-

Table 105 - 26 dB Bandwidth Results

Test Frequency (MHz)	99% Bandwidth (MHz)				Limit (kHz)
	A	B	C	D	
6545	77.440	77.440	-	-	-
6625	77.440	77.440	-	-	-
6705	77.220	77.440	-	-	-
6785	77.220	77.440	-	-	-
6865	77.220	77.220	-	-	-

Table 106 - 99% Bandwidth Results

Test Configuration			
Frequency Range:	6.875-7.125 GHz	Band:	U-NII-8
Limit Clause(s):	15.407 (a)(11)	Test Method(s):	C63.10 6.9.3 C63.10 12.5.2
Additional Reference(s):	-		

DUT Configuration			
Mode:	802.11ax HE40 SU LPI	Duty Cycle (%):	-
Modulation Coding Scheme:	MCS2x1	DCCF (dB):	-
Antenna Configuration:	TxBF	Peak Antenna Gain (dBi):	-
Active Port(s):	A+B (Core 0 + Core 1)	Active Chain(s):	0+1

Test Frequency (MHz)	26 dB Bandwidth (MHz)				Limit (kHz)
	A	B	C	D	
6885	42.000	42.120	-	-	-
6925	42.120	42.120	-	-	-
7005	42.000	41.640	-	-	-
7085	42.120	42.360	-	-	-

Table 107 - 26 dB Bandwidth Results

Test Frequency (MHz)	99% Bandwidth (MHz)				Limit (kHz)
	A	B	C	D	
6885	38.040	38.040	-	-	-
6925	38.160	38.040	-	-	-
7005	38.040	38.040	-	-	-
7085	38.040	38.280	-	-	-

Table 108 - 99% Bandwidth Results

Test Configuration			
Frequency Range:	6.875-7.125 GHz	Band:	U-NII-8
Limit Clause(s):	15.407 (a)(11)	Test Method(s):	C63.10 6.9.3 C63.10 12.5.2
Additional Reference(s):	-		

DUT Configuration			
Mode:	802.11ax HE80 SU LPI	Duty Cycle (%):	-
Modulation Coding Scheme:	MCS2x1	DCCF (dB):	-
Antenna Configuration:	TxBF	Peak Antenna Gain (dBi):	-
Active Port(s):	A+B (Core 0 + Core 1)	Active Chain(s):	0+1

Test Frequency (MHz)	26 dB Bandwidth (MHz)				Limit (kHz)
	A	B	C	D	
6945	82.720	82.500	-	-	-
7025	83.160	83.380	-	-	-

Table 109 - 26 dB Bandwidth Results

Test Frequency (MHz)	99% Bandwidth (MHz)				Limit (kHz)
	A	B	C	D	
6945	77.220	77.440	-	-	-
7025	77.440	77.220	-	-	-

Table 110 - 99% Bandwidth Results

Test Configuration			
Frequency Range:	5.925-6.425 GHz	Band:	U-NII-5
Limit Clause(s):	15.407 (a)(11)	Test Method(s):	C63.10 6.9.3 C63.10 12.5.2
Additional Reference(s):	-		

DUT Configuration			
Mode:	802.11ax HE20 SU SP	Duty Cycle (%):	-
Modulation Coding Scheme:	MCS2x1	DCCF (dB):	-
Antenna Configuration:	TxBF	Peak Antenna Gain (dBi):	-
Active Port(s):	A+B (Core 0 + Core 1)	Active Chain(s):	0+1

Test Frequency (MHz)	26 dB Bandwidth (MHz)				Limit (kHz)
	A	B	C	D	
5955	21.360	21.360	-	-	-
6175	21.240	21.420	-	-	-
6415	21.300	21.480	-	-	-

Table 111 - 26 dB Bandwidth Results

Test Frequency (MHz)	99% Bandwidth (MHz)				Limit (kHz)
	A	B	C	D	
5955	19.080	19.080	-	-	-
6175	19.020	19.080	-	-	-
6415	19.080	19.020	-	-	-

Table 112 - 99% Bandwidth Results

Test Configuration			
Frequency Range:	5.925-6.425 GHz	Band:	U-NII-5
Limit Clause(s):	15.407 (a)(11)	Test Method(s):	C63.10 6.9.3 C63.10 12.5.2
Additional Reference(s):	-		

DUT Configuration			
Mode:	802.11ax HE40 SU SP	Duty Cycle (%):	-
Modulation Coding Scheme:	MCS2x1	DCCF (dB):	-
Antenna Configuration:	TxBF	Peak Antenna Gain (dBi):	-
Active Port(s):	A+B (Core 0 + Core 1)	Active Chain(s):	0+1

Test Frequency (MHz)	26 dB Bandwidth (MHz)				Limit (kHz)
	A	B	C	D	
5965	42.120	42.000	-	-	-
6165	44.760	42.240	-	-	-
6405	42.120	43.920	-	-	-

Table 113 - 26 dB Bandwidth Results

Test Frequency (MHz)	99% Bandwidth (MHz)				Limit (kHz)
	A	B	C	D	
5965	38.040	38.040	-	-	-
6165	38.160	38.040	-	-	-
6405	38.040	38.160	-	-	-

Table 114 - 99% Bandwidth Results

Test Configuration			
Frequency Range:	5.925-6.425 GHz	Band:	U-NII-5
Limit Clause(s):	15.407 (a)(11)	Test Method(s):	C63.10 6.9.3 C63.10 12.5.2
Additional Reference(s):	-		

DUT Configuration			
Mode:	802.11ax HE80 SU SP	Duty Cycle (%):	-
Modulation Coding Scheme:	MCS2x1	DCCF (dB):	-
Antenna Configuration:	TxBF	Peak Antenna Gain (dBi):	-
Active Port(s):	A+B (Core 0 + Core 1)	Active Chain(s):	0+1

Test Frequency (MHz)	26 dB Bandwidth (MHz)				Limit (kHz)
	A	B	C	D	
5985	82.940	82.940	-	-	-
6145	83.160	83.380	-	-	-
6385	82.940	82.940	-	-	-

Table 115 - 26 dB Bandwidth Results

Test Frequency (MHz)	99% Bandwidth (MHz)				Limit (kHz)
	A	B	C	D	
5985	77.440	77.440	-	-	-
6145	77.440	77.440	-	-	-
6385	77.660	77.440	-	-	-

Table 116 - 99% Bandwidth Results

Test Configuration			
Frequency Range:	6.425-6.525 GHz	Band:	U-NII-6
Limit Clause(s):	15.407 (a)(11)	Test Method(s):	C63.10 6.9.3 C63.10 12.5.2
Additional Reference(s):	-		

DUT Configuration			
Mode:	802.11ax HE20 SU SP	Duty Cycle (%):	-
Modulation Coding Scheme:	MCS2x1	DCCF (dB):	-
Antenna Configuration:	TxBF	Peak Antenna Gain (dBi):	-
Active Port(s):	A+B (Core 0 + Core 1)	Active Chain(s):	0+1

Test Frequency (MHz)	26 dB Bandwidth (MHz)				Limit (kHz)
	A	B	C	D	
6435	21.300	21.540	-	-	-
6475	21.420	21.540	-	-	-
6515	21.420	21.240	-	-	-

Table 117 - 26 dB Bandwidth Results

Test Frequency (MHz)	99% Bandwidth (MHz)				Limit (kHz)
	A	B	C	D	
6435	19.080	19.080	-	-	-
6475	19.080	19.080	-	-	-
6515	19.080	19.020	-	-	-

Table 118 - 99% Bandwidth Results

Test Configuration			
Frequency Range:	6.425-6.525 GHz	Band:	U-NII-6
Limit Clause(s):	15.407 (a)(11)	Test Method(s):	C63.10 6.9.3 C63.10 12.5.2
Additional Reference(s):	-		

DUT Configuration			
Mode:	802.11ax HE40 SU SP	Duty Cycle (%):	-
Modulation Coding Scheme:	MCS2x1	DCCF (dB):	-
Antenna Configuration:	TxBF	Peak Antenna Gain (dBi):	-
Active Port(s):	A+B (Core 0 + Core 1)	Active Chain(s):	0+1

Test Frequency (MHz)	26 dB Bandwidth (MHz)				Limit (kHz)
	A	B	C	D	
6445	42.120	42.120	-	-	-
6485	42.120	42.480	-	-	-
6525	42.120	42.120	-	-	-

Table 119 - 26 dB Bandwidth Results

Test Frequency (MHz)	99% Bandwidth (MHz)				Limit (kHz)
	A	B	C	D	
6445	38.040	38.160	-	-	-
6485	38.040	38.160	-	-	-
6525	38.040	38.160	-	-	-

Table 120 - 99% Bandwidth Results

Test Configuration			
Frequency Range:	6.425-6.525 GHz	Band:	U-NII-6
Limit Clause(s):	15.407 (a)(11)	Test Method(s):	C63.10 6.9.3 C63.10 12.5.2
Additional Reference(s):	-		

DUT Configuration			
Mode:	802.11ax HE80 SU SP	Duty Cycle (%):	-
Modulation Coding Scheme:	MCS2x1	DCCF (dB):	-
Antenna Configuration:	TxBF	Peak Antenna Gain (dBi):	-
Active Port(s):	A+B (Core 0 + Core 1)	Active Chain(s):	0+1

Test Frequency (MHz)	26 dB Bandwidth (MHz)				Limit (kHz)
	A	B	C	D	
6465	82.940	83.600	-	-	-
6545	82.940	82.720	-	-	-

Table 121 - 26 dB Bandwidth Results

Test Frequency (MHz)	99% Bandwidth (MHz)				Limit (kHz)
	A	B	C	D	
6465	77.440	77.440	-	-	-
6545	77.660	77.440	-	-	-

Table 122 - 99% Bandwidth Results

Test Configuration			
Frequency Range:	6.525-6.875 GHz	Band:	U-NII-7
Limit Clause(s):	15.407 (a)(11)	Test Method(s):	C63.10 6.9.3 C63.10 12.5.2
Additional Reference(s):	-		

DUT Configuration			
Mode:	802.11ax HE20 SU SP	Duty Cycle (%):	-
Modulation Coding Scheme:	MCS2x1	DCCF (dB):	-
Antenna Configuration:	TxBF	Peak Antenna Gain (dBi):	-
Active Port(s):	A+B (Core 0 + Core 1)	Active Chain(s):	0+1

Test Frequency (MHz)	26 dB Bandwidth (MHz)				Limit (kHz)
	A	B	C	D	
6535	21.480	21.120	-	-	-
6695	21.540	21.540	-	-	-
6855	21.480	21.420	-	-	-

Table 123 - 26 dB Bandwidth Results

Test Frequency (MHz)	99% Bandwidth (MHz)				Limit (kHz)
	A	B	C	D	
6535	19.080	19.080	-	-	-
6695	19.140	19.020	-	-	-
6855	19.080	19.080	-	-	-

Table 124 - 99% Bandwidth Results

Test Configuration			
Frequency Range:	6.525-6.875 GHz	Band:	U-NII-7
Limit Clause(s):	15.407 (a)(11)	Test Method(s):	C63.10 6.9.3 C63.10 12.5.2
Additional Reference(s):	-		

DUT Configuration			
Mode:	802.11ax HE40 SU SP	Duty Cycle (%):	-
Modulation Coding Scheme:	MCS2x1	DCCF (dB):	-
Antenna Configuration:	TxBF	Peak Antenna Gain (dBi):	-
Active Port(s):	A+B (Core 0 + Core 1)	Active Chain(s):	0+1

Test Frequency (MHz)	26 dB Bandwidth (MHz)				Limit (kHz)
	A	B	C	D	
6565	42.720	45.240	-	-	-
6685	44.640	44.160	-	-	-
6845	42.000	44.640	-	-	-

Table 125 - 26 dB Bandwidth Results

Test Frequency (MHz)	99% Bandwidth (MHz)				Limit (kHz)
	A	B	C	D	
6565	38.160	38.040	-	-	-
6685	38.040	38.040	-	-	-
6845	38.040	38.040	-	-	-

Table 126 - 99% Bandwidth Results

Test Configuration			
Frequency Range:	6.525-6.875 GHz	Band:	U-NII-7
Limit Clause(s):	15.407 (a)(11)	Test Method(s):	C63.10 6.9.3 C63.10 12.5.2
Additional Reference(s):	-		

DUT Configuration			
Mode:	802.11ax HE80 SU SP	Duty Cycle (%):	-
Modulation Coding Scheme:	MCS2x1	DCCF (dB):	-
Antenna Configuration:	TxBF	Peak Antenna Gain (dBi):	-
Active Port(s):	A+B (Core 0 + Core 1)	Active Chain(s):	0+1

Test Frequency (MHz)	26 dB Bandwidth (MHz)				Limit (kHz)
	A	B	C	D	
6625	82.940	83.600	-	-	-
6705	82.940	82.940	-	-	-
6785	82.940	82.940	-	-	-

Table 127 - 26 dB Bandwidth Results

Test Frequency (MHz)	99% Bandwidth (MHz)				Limit (kHz)
	A	B	C	D	
6625	77.660	77.440	-	-	-
6705	77.440	77.440	-	-	-
6785	77.440	77.660	-	-	-

Table 128 - 99% Bandwidth Results

FCC Part 15E, Limit Clause 15.407 (a)(10)

The maximum transmitter channel bandwidth for U–NII devices in the 5.925–7.125 GHz band is 320 megahertz.

ISED RSS-248, Limit Clause 4.4

The occupied bandwidth shall not exceed 320 MHz.

2.1.7 Test Location and Test Equipment Used

This test was carried out in RF Chamber 18 and RF Laboratory 14.

Instrument	Manufacturer	Type No.	TE No.	Calibration Period (months)	Calibration Expiry Date
Hygrometer	Rotronic	I-1000	3068	12	07-Nov-2024
1800-6000 MHz Power Splitter	Mini-Circuits	ZN2PD-63-S+	4055	-	O/P Mon
AC Programmable Power Supply	iTech	IT7324	5225	-	O/P Mon
Attenuator 5W 30dB DC-18GHz	Aaren	AT40A-4041-D18-30	5505	12	22-Feb-2025
MXA Signal Analyser	Keysight Technologies	N9020B	5529	24	13-Dec-2024
2-Way Power Divider (2-8 GHz)	Aaren	AT30A-TE0208-2-AF	5685	12	02-Jan-2025
Digital Multimeter	Fluke	115	6145	12	06-Jun-2025
Cable (SMA to SMA 1m)	Junkosha	MWX221/B	6305	12	20-May-2025
MXA Signal Analyser	Keysight Technologies	N9020B	6417	24	26-Feb-2025
Signal Conditioning Unit	TUV SUD	SPECTRUM_SCU001	6426	12	07-Feb-2025
Directional Coupler 2-8GHz	RF-Lambda	RFDC2G8G10	6447	-	O/P Mon
Directional Coupler 2-8GHz	RF-Lambda	RFDC2G8G10	6448	-	O/P Mon
Signal Conditioning Unit	TUV SUD	SPECTRUM_SCU001	6517	12	22-Feb-2025
Signal Conditioning Unit	TUV SUD	SPECTRUM_SCU001	6518	12	16-Feb-2025
SCU Cable Assembly	TUV SUD	SPECTRUM_SCU_CA	6526	12	22-Feb-2025
SCU Cable Assembly	TUV SUD	SPECTRUM_SCU_CA	6527	12	05-Mar-2025
SCU Cable Assembly	TUV SUD	SPECTRUM_SCU_CA	6529	12	16-Feb-2025
SCU Cable Assembly	TUV SUD	SPECTRUM_SCU_CA	6530	12	16-Feb-2025
AC Programmable Power Supply	iTech	IT7324	6662	-	O/P Mon
AC Programmable Power Supply	iTech	IT7324	6665	-	O/P Mon
SCU Cable Assembly	TUV SUD	SPECTRUM_SCU_CA	6752	12	06-Feb-2025
SCU Cable Assembly	TUV SUD	SPECTRUM_SCU_CA	6753	12	06-Feb-2025

Table 129

O/P Mon - Output Monitored using calibrated equipment

2.2 Dual Client Test

2.2.1 Specification Reference

FCC 47 CFR Part 15E, Clause 15.407(a)
ISED RSS-248, Clause 4.5
ISED RSS-GEN, Clause 6.12

2.2.2 Equipment Under Test and Modification State

A3137, S/N: JGKM3PYYTD - Modification State 0

2.2.3 Date of Test

12-September-2024

2.2.4 Test Method

The test procedure was performed in accordance with KDB 987594 D02 section K to verify when connected to Low Power AP and Standard Power AP, the client device selected the appropriate power and section L to verify that the EUT is transmitting at a power level at least 6 dB below the level of the standard power access point it is connected to.

The EUT and both APs were configured to operate in SISO mode on channel 37 (6135 MHz), HE20, MCS0x1. With the power measured in accordance with ANSI C63.10 method SA-2.

Note: higher powered SP modes may not show the full SP powers reported in section 2.2, due to SAR power cap limiting output power over longer periods used for measurement averaging.

2.2.5 Test Setup Diagram

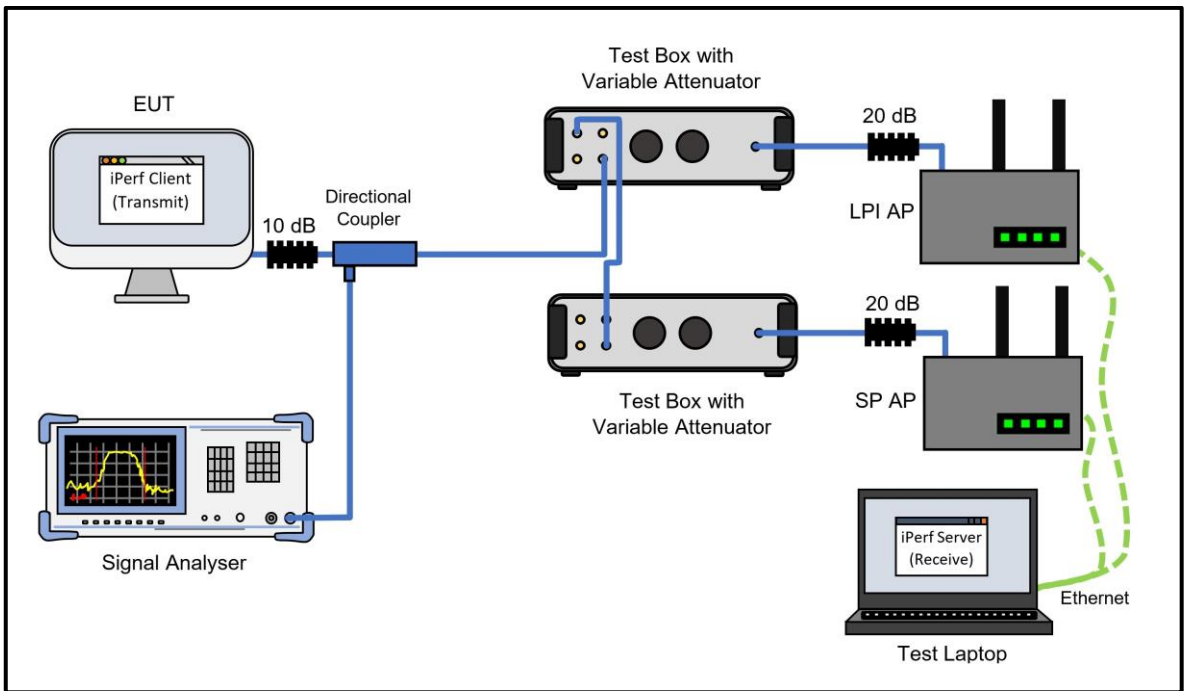

Figure 87 - Test Equipment Setup Diagram

2.2.6 Environmental Conditions

Ambient Temperature	22.4 °C
Relative Humidity	53.7 %

2.2.7 Test Results

6 GHz WLAN

Parameter	Result (dBm)
Client RF Output Power when associated with Std Power AP (dBm)	19.81
Client RF Output Power when associated with Low Power AP (dBm)	7.05

Table 130 - Power Adjustment based on Associated AP

Client Device Power Setting	Std Power AP Power Setting (dBm)	Client Device Power (dBm)	Δ power (dB) Std Power AP to Client	Verdict
Highest	36.0	19.81	16.19	Pass
Mid-Point	28.0	17.93	10.07	Pass
Lowest	21.0	11.09	9.91	Pass

Table 131 - Client Device Connected to Std Power AP

FCC 47 CFR Part 15.407(a)(7) and (a)(8) / ISED RSS-248, Limit Clause 4.5.3(b), 4.5.5(b) & 4.5.5(c)

The EIRP of the client device when associated with a standard power access point shall not exceed 30 dBm.

The EIRP of the client device when associated with a low power access point shall not exceed 24 dBm.

The maximum power limits shall remain at least 6 dB below the power levels authorized for the associated standard-power access point.

2.2.8 Test Location and Test Equipment Used

This test was carried out in Shielded Laboratory 1.

Instrument	Manufacturer	Type No.	TE No.	Calibration Period (months)	Calibration Expiry Date
EXA Signal Analyser	Keysight Technologies	N9010B	4968	24	29-Jan-2026
3.5 mm 2m Cable	Junkosha	MWX221-02000DMS	5426	12	16-May-2025
3.5 mm 2m Cable	Junkosha	MWX221-02000DMS	5430	12	16-May-2025
Directional Coupler 2-8GHz	RF-Lambda	RFDC2G8G10	5765	-	O/P Mon
WiFi 6E Tri-Band Gaming Router	Asus	GT-AXE110000	5926	-	TU
Cable (K Type 2m)	Junkosha	MWX241-02000KMSKMS/B	5936	12	23-May-2025
Cable (K Type 2m)	Junkosha	MWX241-02000KMSKMS/B	5938	12	23-May-2025
Thermohygrometer	R.S Components	1364	6352	12	13-Jun-2025
Test Coupling Network	TUV SUD	TUV_RxTest_001	6387	12	06-Sep-2025
Test Coupling Network	TUV SUD	TUV_RxTest_001	6441	12	30-Apr-2025
Attenuator 5W 10dB DC-18GHz	Aaren	AT40A-4041-D18-10	6549	12	18-Jun-2025
Attenuator 5W 20dB DC-18GHz	Aaren	AT40A-4041-D18-20	6554	12	18-Jun-2025
Attenuator 5W 20dB DC-18GHz	Aaren	AT40A-4041-D18-20	6555	12	18-Jun-2025

Table 132

TU - Traceability Unscheduled
O/P Mon - Output Monitored using calibrated equipment

NOTE: In addition to the above equipment, the test equipment recorded below, which was provided by the customer, was also used for this test.

2.2.9 Customer Supplied Support Equipment

Instrument	Manufacturer	Type No.	TE No.	Calibration Period (months)	Calibration Expiry Date
Standard Power AP (BCM94916REF2)	BROADCOM	3A2702TG00088	N/A	-	TU

Table 133

2.3 Transmit Power Control

2.3.1 Specification Reference

FCC 47 CFR Part 15E, Clause 15.407 (d)(10)

2.3.2 Equipment Under Test and Modification State

A3137, S/N: JGKM3PYYTD - Modification State 0

2.3.3 Date of Test

18-September-2024

2.3.4 Test Method

The purpose of this test is to demonstrate the ability of the equipment under test (EUT) to automatically decrease its output power when full power is not required to maintain the communications link. The EUT must decrease its output power to a maximum of 6 dB below the VLP PSD limit as the RSSI is increased.

The DUT and companion device were setup for peer-to-peer communication as shown in the test setup diagram below. Initially the value of the step attenuator was set to 50 dB to give a low RSSI and force the EUT to use full transmit power. The power spectral density (PSD) was measured and recorded as TPC High. The step attenuator was then reduced to 0 dB to give high RSSI, so the EUT would reduce to minimum transmitted power. The PSD was measured again and recorded as TPC Low. The difference could then be calculated to show the TPC range and the value of Low TPC compared to the VLP PSD limit minus 6 dB.

The PSD was measured using an RMS detector and trace averaging. This was duty cycle corrected as per ANSI C63.10 clause 12.6 using the SA-2 method. The test set-up losses, EUT's test cable loss, antenna gain, and duty cycle correction were compensated for using the analysers Ref Level Offset and included in the result.

The EUT was fixed to MCS0x1 and the iPerf data throughput set to give maximum possible duty cycle. This ensured that when reducing the attenuation, the EUT did not change to a higher order modulation, reducing the duty cycle required to send the data, and leading to a false reduction due to averaging more off-time in the PSD measurements. It also ensured the duty cycle correction required did not change and meant consistent operation could be confirmed from throughput monitoring at both attenuation levels (without dropouts or any additional idling which would invalidate method SA-2).

2.3.5 Test Setup Diagram

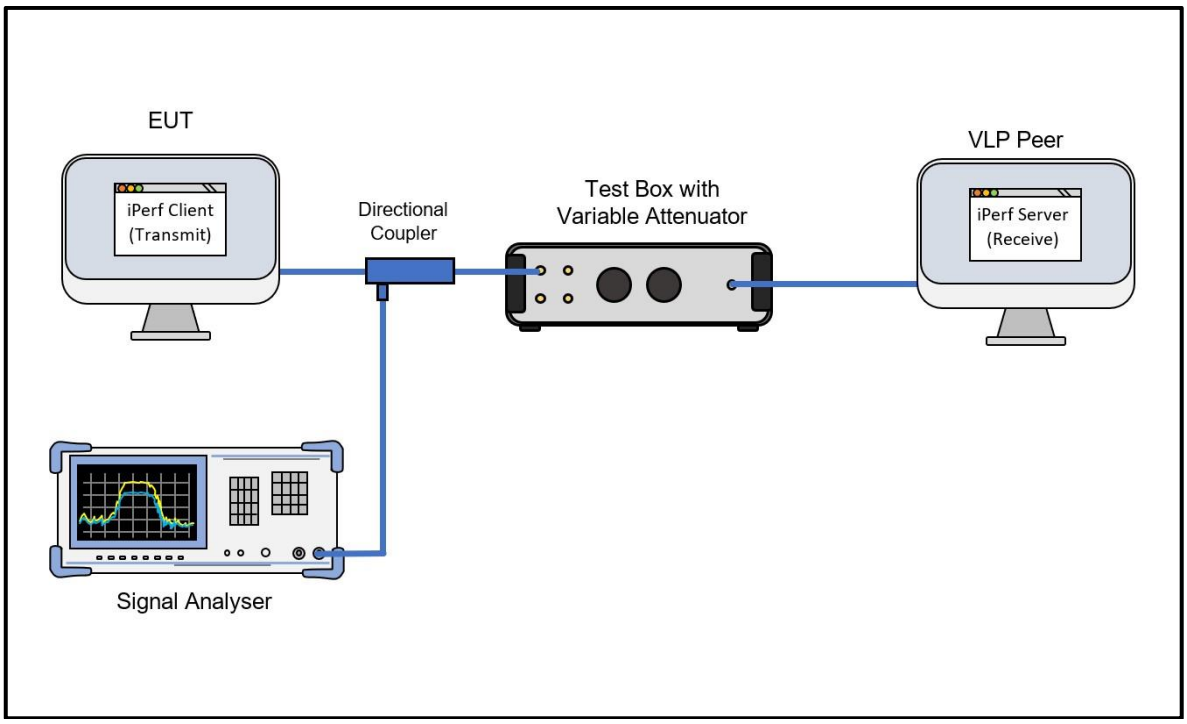

Figure 88 - Test Equipment Setup Diagram

2.3.6 Environmental Conditions

Ambient Temperature	20.4 °C
Relative Humidity	48.2 %

2.3.7 Test Results

6 GHz WLAN

Frequency (MHz)	Bandwidth (MHz)	Power Spectral Density (dBm/MHz) EIRP		Low TPC Limit (dBm/MHz)	Margin (dB)	ΔPSD (dB)	Verdict
		TPC High	TPC Low				
6185	160	-9.55	-15.93	-11.0	-4.93	6.38	Pass

Table 134 - TPC VLP Results

Figure 89 - TPC VLP

KDB 987594 DR03-45383 Limit Clause II.M

Very low-power devices operating in the 5.925–6.425 and 6.525-6.875 GHz bands shall employ a TPC mechanism. A very low-power device must operate at least 6 dB below the maximum EIRP PSD value of -5 dBm/MHz.

2.3.8 Test Location and Test Equipment Used

This test was carried out in Shielded Laboratory 1.

Instrument	Manufacturer	Type No.	TE No.	Calibration Period (months)	Calibration Expiry Date
EXA Signal Analyser	Keysight Technologies	N9010B	4968	24	29-Jan-2026
3.5 mm 2m Cable	Junkosha	MWX221-02000DMS	5430	12	16-May-2025
Directional Coupler 2-8GHz	RF-Lambda	RFDC2G8G10	5765	-	O/P Mon
Cable (K Type 2m)	Junkosha	MWX241-02000KMSKMS/B	5936	12	23-May-2025
Cable (K Type 2m)	Junkosha	MWX241-02000KMSKMS/B	5938	12	23-May-2025
Thermohygrometer	R.S Components	1364	6352	12	13-Jun-2025
Test Coupling Network	TUV SUD	TUV_RxTest_001	6387	12	06-Sep-2025
Vector Signal Generator (7.5GHz)	Rohde & Schwarz	SMM100A	6532	36	11-Apr-2026

Table 135

O/P Mon - Output Monitored using calibrated equipment

2.4 Maximum Conducted Output Power

2.4.1 Specification Reference

FCC 47 CFR Part 15E, Clause 15.407 (a)
ISED RSS-248, Clause 4.5
ISED RSS-GEN, Clause 6.12

2.4.2 Equipment Under Test and Modification State

A3137, S/N: H6D001F73D - Modification State 0
A3137, S/N: G5022YM6RR - Modification State 0
A3137, S/N: MHCWWV5343 - Modification State 0

2.4.3 Date of Test

24-June-2024 to 19-September-2024

2.4.4 Test Method

This test was performed in accordance with KDB 789033 clause E.3b (gated RF average power meter).

MIMO output port summing was performed in accordance with KDB 662911 D01.

The EUT has equal conducted powers on all ports for each mode of operation, but unequal antenna gains. Therefore, for SISO and 2TX MIMO modes the EUT was tested on the ports with the highest antenna gain combinations which would result in the highest EIRP output power.

For the CDD results the directional gain was calculated in accordance with clause F)2)f)(ii) using the calculations from F)2)f)(i) with worst-case individual gain and an array gain of zero.

For SDM modes Directional Gain was calculated in accordance with clause F)2)d)(ii).

For transmit beamforming (TxBF) mode it was calculated in accordance with clause F)2)d)(i).

2.4.5 Environmental Conditions

Ambient Temperature	21.5 - 23.6 °C
Relative Humidity	44.5 - 62.3 %

2.4.6 Test Results

6 GHz WLAN

SISO

Test Configuration			
Frequency Range:	5.925-6.425 GHz 6.425-6.525 GHz 6.525-6.875 GHz 6.875-7.125 GHz	Band:	U-NII-5 U-NII-6 U-NII-7 U-NII-8
Limit Clause(s):	15.407(a)(8) RSS-248	Test Method(s):	C63.10 12.4.3.2
Additional Reference(s):	-		

DUT Configuration			
Mode:	802.11a LPI	Duty Cycle (%):	97.6
Data Rate:	12 Mbps	DCCF (dB):	-
Antenna Configuration:	SISO	Peak Antenna Gain (dBi):	5.70
Active Port(s):	B (Core 1)	Active Chain(s):	1

Test Frequency (MHz)	Maximum Conducted Output Power (dBm)					Gain (dBi)	EIRP (dBm)	EIRP Limit (dBm)	EIRP Margin (dB)
	A	B	C	D	∑				
5955	-	4.36	-	-	4.36	4.40	8.76	24.00	-15.24
6175	-	4.68	-	-	4.68	4.20	8.88	24.00	-15.12
6415	-	3.10	-	-	3.10	5.70	8.80	24.00	-15.20
6435	-	4.18	-	-	4.18	4.60	8.78	24.00	-15.22
6475	-	4.21	-	-	4.21	4.60	8.81	24.00	-15.19
6515	-	4.18	-	-	4.18	4.60	8.78	24.00	-15.22
6535	-	4.63	-	-	4.63	4.00	8.63	24.00	-15.37
6695	-	4.64	-	-	4.64	4.00	8.64	24.00	-15.36
6855	-	4.48	-	-	4.48	4.00	8.48	24.00	-15.52
6875	-	4.36	-	-	4.36	4.00	8.36	24.00	-15.64
6895	-	4.36	-	-	4.36	4.40	8.76	24.00	-15.24
6995	-	4.42	-	-	4.42	4.40	8.82	24.00	-15.18
7115	-	1.50	-	-	1.50	4.40	5.90	24.00	-18.10

Table 136 - Maximum Conducted (average) Output Power Results

Test Configuration			
Frequency Range:	5.925-6.425 GHz 6.425-6.525 GHz 6.525-6.875 GHz 6.875-7.125 GHz	Band:	U-NII-5 U-NII-6 U-NII-7 U-NII-8
Limit Clause(s):	15.407(a)(8) RSS-248	Test Method(s):	C63.10 12.4.3.2
Additional Reference(s):	-		

DUT Configuration			
Mode:	802.11ax HE20 SU LPI	Duty Cycle (%):	95.9
Modulation Coding Scheme:	MCS2x1	DCCF (dB):	-
Antenna Configuration:	SISO	Peak Antenna Gain (dBi):	5.70
Active Port(s):	B (Core 1)	Active Chain(s):	1

Test Frequency (MHz)	Maximum Conducted Output Power (dBm)					Gain (dBi)	EIRP (dBm)	EIRP Limit (dBm)	EIRP Margin (dB)
	A	B	C	D	∑				
5955	-	4.46	-	-	4.46	4.40	8.86	24.00	-15.14
6175	-	4.69	-	-	4.69	4.20	8.89	24.00	-15.11
6415	-	3.06	-	-	3.06	5.70	8.76	24.00	-15.24
6435	-	4.20	-	-	4.20	4.60	8.80	24.00	-15.20
6475	-	4.00	-	-	4.00	4.60	8.60	24.00	-15.40
6515	-	4.04	-	-	4.04	4.60	8.64	24.00	-15.36
6535	-	4.62	-	-	4.62	4.00	8.62	24.00	-15.38
6695	-	4.51	-	-	4.51	4.00	8.51	24.00	-15.49
6855	-	4.55	-	-	4.55	4.00	8.55	24.00	-15.45
6875	-	4.32	-	-	4.32	4.00	8.32	24.00	-15.68
6895	-	4.39	-	-	4.39	4.40	8.79	24.00	-15.21
6995	-	4.34	-	-	4.34	4.40	8.74	24.00	-15.26
7095	-	4.31	-	-	4.31	4.40	8.71	24.00	-15.29

Table 137 - Maximum Conducted (average) Output Power Results

Test Configuration			
Frequency Range:	5.925-6.425 GHz 6.425-6.525 GHz 6.525-6.875 GHz 6.875-7.125 GHz	Band:	U-NII-5 U-NII-6 U-NII-7 U-NII-8
Limit Clause(s):	15.407(a)(8) RSS-248	Test Method(s):	C63.10 12.4.3.2
Additional Reference(s):	-		

DUT Configuration			
Mode:	802.11ax HE40 SU LPI	Duty Cycle (%):	95.7
Modulation Coding Scheme:	MCS2x1	DCCF (dB):	-
Antenna Configuration:	SISO	Peak Antenna Gain (dBi):	5.70
Active Port(s):	B (Core 1)	Active Chain(s):	1

Test Frequency (MHz)	Maximum Conducted Output Power (dBm)					Gain (dBi)	EIRP (dBm)	EIRP Limit (dBm)	EIRP Margin (dB)
	A	B	C	D	∑				
5965	-	6.87	-	-	6.87	4.40	11.27	24.00	-12.73
6165	-	7.11	-	-	7.11	4.20	11.31	24.00	-12.69
6405	-	5.71	-	-	5.71	5.70	11.41	24.00	-12.59
6445	-	6.58	-	-	6.58	4.60	11.18	24.00	-12.82
6485	-	6.42	-	-	6.42	4.60	11.02	24.00	-12.98
6525	-	6.65	-	-	6.65	4.60	11.25	24.00	-12.75
6565	-	6.91	-	-	6.91	4.00	10.91	24.00	-13.09
6685	-	7.04	-	-	7.04	4.00	11.04	24.00	-12.96
6845	-	6.91	-	-	6.91	4.00	10.91	24.00	-13.09
6885	-	6.70	-	-	6.70	4.40	11.10	24.00	-12.90
6925	-	6.73	-	-	6.73	4.40	11.13	24.00	-12.87
7005	-	6.69	-	-	6.69	4.40	11.09	24.00	-12.91
7085	-	6.66	-	-	6.66	4.40	11.06	24.00	-12.94

Table 138 - Maximum Conducted (average) Output Power Results

Test Configuration			
Frequency Range:	5.925-6.425 GHz 6.425-6.525 GHz 6.525-6.875 GHz 6.875-7.125 GHz	Band:	U-NII-5 U-NII-6 U-NII-7 U-NII-8
Limit Clause(s):	15.407(a)(8) RSS-248	Test Method(s):	C63.10 12.4.3.2
Additional Reference(s):	-		

DUT Configuration			
Mode:	802.11ax HE80 SU LPI	Duty Cycle (%):	95.5
Modulation Coding Scheme:	MCS2x1	DCCF (dB):	-
Antenna Configuration:	SISO	Peak Antenna Gain (dBi):	5.70
Active Port(s):	B (Core 1)	Active Chain(s):	1

Test Frequency (MHz)	Maximum Conducted Output Power (dBm)					Gain (dBi)	EIRP (dBm)	EIRP Limit (dBm)	EIRP Margin (dB)
	A	B	C	D	∑				
5985	-	9.89	-	-	9.89	4.40	14.29	24.00	-9.71
6145	-	10.25	-	-	10.25	4.20	14.45	24.00	-9.55
6385	-	8.57	-	-	8.57	5.70	14.27	24.00	-9.73
6465	-	9.58	-	-	9.58	4.60	14.18	24.00	-9.82
6545	-	9.69	-	-	9.69	4.60	14.29	24.00	-9.71
6625	-	10.08	-	-	10.08	4.00	14.08	24.00	-9.92
6705	-	9.96	-	-	9.96	4.00	13.96	24.00	-10.04
6785	-	10.09	-	-	10.09	4.00	14.09	24.00	-9.91
6865	-	9.88	-	-	9.88	4.00	13.88	24.00	-10.12
6945	-	9.90	-	-	9.90	4.40	14.30	24.00	-9.70
7025	-	9.95	-	-	9.95	4.40	14.35	24.00	-9.65

Table 139 - Maximum Conducted (average) Output Power Results

Test Configuration			
Frequency Range:	5.925-6.425 GHz 6.425-6.525 GHz 6.525-6.875 GHz 6.875-7.125 GHz	Band:	U-NII-5 U-NII-6 U-NII-7 U-NII-8
Limit Clause(s):	15.407(a)(8) RSS-248	Test Method(s):	C63.10 12.4.3.2
Additional Reference(s):	-		

DUT Configuration			
Mode:	802.11ax HE160 SU LPI	Duty Cycle (%):	92.7
Modulation Coding Scheme:	MCS2x1	DCCF (dB):	-
Antenna Configuration:	SISO	Peak Antenna Gain (dBi):	5.70
Active Port(s):	B (Core 1)	Active Chain(s):	1

Test Frequency (MHz)	Maximum Conducted Output Power (dBm)					Gain (dBi)	EIRP (dBm)	EIRP Limit (dBm)	EIRP Margin (dB)
	A	B	C	D	∑				
6025	-	12.97	-	-	12.97	4.40	17.37	24.00	-6.63
6185	-	13.18	-	-	13.18	4.20	17.38	24.00	-6.62
6345	-	11.70	-	-	11.70	5.70	17.40	24.00	-6.60
6505	-	12.44	-	-	12.44	4.60	17.04	24.00	-6.96
6665	-	13.22	-	-	13.22	4.00	17.22	24.00	-6.78
6825	-	12.65	-	-	12.65	4.00	16.65	24.00	-7.35
6985	-	12.73	-	-	12.73	4.40	17.13	24.00	-6.87

Table 140 - Maximum Conducted (average) Output Power Results

Test Configuration			
Frequency Range:	5.925-6.425 GHz 6.425-6.525 GHz 6.525-6.875 GHz 6.875-7.125 GHz	Band:	U-NII-5 U-NII-6 U-NII-7 U-NII-8
Limit Clause(s):	15.407(a)(8) RSS-248	Test Method(s):	C63.10 12.4.3.2
Additional Reference(s):	-		

DUT Configuration			
Mode:	802.11ax HE20 RU26 LPI	Duty Cycle (%):	97.0
Modulation Coding Scheme:	MCS2x1	DCCF (dB):	-
Antenna Configuration:	SISO	Peak Antenna Gain (dBi):	5.70
Active Port(s):	B (Core 1)	Active Chain(s):	1

Test Frequency (MHz)	Maximum Conducted Output Power (dBm)					Gain (dBi)	EIRP (dBm)	EIRP Limit (dBm)	EIRP Margin (dB)
	A	B	C	D	∑				
5955 (RU26.0)	-	-4.85	-	-	-4.85	4.40	-0.45	24.00	-24.45
6175 (RU26.0)	-	-4.36	-	-	-4.36	4.20	-0.16	24.00	-24.16
6415 (RU26.8)	-	-5.98	-	-	-5.98	5.70	-0.28	24.00	-24.28
6435 (RU26.0)	-	-5.06	-	-	-5.06	4.60	-0.46	24.00	-24.46
6475 (RU26.0)	-	-5.01	-	-	-5.01	4.60	-0.41	24.00	-24.41
6515 (RU26.8)	-	-5.01	-	-	-5.01	4.60	-0.41	24.00	-24.41
6535 (RU26.0)	-	-4.50	-	-	-4.50	4.00	-0.50	24.00	-24.50
6695 (RU26.0)	-	-4.35	-	-	-4.35	4.00	-0.35	24.00	-24.35
6855 (RU26.8)	-	-4.44	-	-	-4.44	4.00	-0.44	24.00	-24.44
6875 (RU26.3)	-	-4.78	-	-	-4.78	4.00	-0.78	24.00	-24.78
6875 (RU26.5)	-	-4.79	-	-	-4.79	4.00	-0.79	24.00	-24.79
6895 (RU26.0)	-	-4.72	-	-	-4.72	4.40	-0.32	24.00	-24.32
6995 (RU26.0)	-	-4.83	-	-	-4.83	4.40	-0.43	24.00	-24.43
7095 (RU26.8)	-	-4.66	-	-	-4.66	4.40	-0.26	24.00	-24.26

Table 141 - Maximum Conducted (average) Output Power Results

Test Configuration			
Frequency Range:	5.925-6.425 GHz 6.425-6.525 GHz 6.525-6.875 GHz 6.875-7.125 GHz	Band:	U-NII-5 U-NII-6 U-NII-7 U-NII-8
Limit Clause(s):	15.407(a)(8) RSS-248	Test Method(s):	C63.10 12.4.3.2
Additional Reference(s):	-		

DUT Configuration			
Mode:	802.11ax HE20 RU52 LPI	Duty Cycle (%):	96.9
Modulation Coding Scheme:	MCS2x1	DCCF (dB):	-
Antenna Configuration:	SISO	Peak Antenna Gain (dBi):	5.70
Active Port(s):	B (Core 1)	Active Chain(s):	1

Test Frequency (MHz)	Maximum Conducted Output Power (dBm)					Gain (dBi)	EIRP (dBm)	EIRP Limit (dBm)	EIRP Margin (dB)
	A	B	C	D	∑				
5955 (RU52.37)	-	-1.70	-	-	-1.70	4.40	2.70	24.00	-21.30
6175 (RU52.37)	-	-1.47	-	-	-1.47	4.20	2.73	24.00	-21.27
6415 (RU52.40)	-	-2.95	-	-	-2.95	5.70	2.75	24.00	-21.25
6435 (RU52.37)	-	-2.02	-	-	-2.02	4.60	2.58	24.00	-21.42
6475 (RU52.37)	-	-1.96	-	-	-1.96	4.60	2.64	24.00	-21.36
6515 (RU52.40)	-	-1.87	-	-	-1.87	4.60	2.73	24.00	-21.27
6535 (RU52.37)	-	-1.42	-	-	-1.42	4.00	2.58	24.00	-21.42
6695 (RU52.37)	-	-1.53	-	-	-1.53	4.00	2.47	24.00	-21.53
6855 (RU52.40)	-	-1.33	-	-	-1.33	4.00	2.67	24.00	-21.33
6875 (RU52.38)	-	-1.65	-	-	-1.65	4.00	2.35	24.00	-21.65
6875 (RU52.39)	-	-1.69	-	-	-1.69	4.00	2.31	24.00	-21.69
6895 (RU52.37)	-	-1.85	-	-	-1.85	4.40	2.55	24.00	-21.45
6995 (RU52.37)	-	-1.77	-	-	-1.77	4.40	2.63	24.00	-21.37
7095 (RU52.40)	-	-1.67	-	-	-1.67	4.40	2.73	24.00	-21.27

Table 142 - Maximum Conducted (average) Output Power Results

Test Configuration			
Frequency Range:	5.925-6.425 GHz 6.425-6.525 GHz 6.525-6.875 GHz 6.875-7.125 GHz	Band:	U-NII-5 U-NII-6 U-NII-7 U-NII-8
Limit Clause(s):	15.407(a)(8) RSS-248	Test Method(s):	C63.10 12.4.3.2
Additional Reference(s):	-		

DUT Configuration			
Mode:	802.11ax HE20 RU106 LPI	Duty Cycle (%):	97.8
Modulation Coding Scheme:	MCS2x1	DCCF (dB):	-
Antenna Configuration:	SISO	Peak Antenna Gain (dBi):	5.70
Active Port(s):	B (Core 1)	Active Chain(s):	1

Test Frequency (MHz)	Maximum Conducted Output Power (dBm)					Gain (dBi)	EIRP (dBm)	EIRP Limit (dBm)	EIRP Margin (dB)
	A	B	C	D	∑				
5955 (RU106.53)	-	1.39	-	-	1.39	4.40	5.79	24.00	-18.21
6175 (RU106.53)	-	1.41	-	-	1.41	4.20	5.61	24.00	-18.39
6415 (RU106.54)	-	0.11	-	-	0.11	5.70	5.81	24.00	-18.19
6435 (RU106.53)	-	0.96	-	-	0.96	4.60	5.56	24.00	-18.44
6475 (RU106.53)	-	1.03	-	-	1.03	4.60	5.63	24.00	-18.37
6515 (RU106.54)	-	0.98	-	-	0.98	4.60	5.58	24.00	-18.42
6535 (RU106.53)	-	1.57	-	-	1.57	4.00	5.57	24.00	-18.43
6695 (RU106.53)	-	1.55	-	-	1.55	4.00	5.55	24.00	-18.45
6855 (RU106.54)	-	1.40	-	-	1.40	4.00	5.40	24.00	-18.60
6875 (RU106.53)	-	1.16	-	-	1.16	4.00	5.16	24.00	-18.84
6875 (RU106.54)	-	1.43	-	-	1.43	4.00	5.43	24.00	-18.57
6895 (RU106.53)	-	1.17	-	-	1.17	4.40	5.57	24.00	-18.43
6995 (RU106.53)	-	1.26	-	-	1.26	4.40	5.66	24.00	-18.34
7095 (RU106.54)	-	1.23	-	-	1.23	4.40	5.63	24.00	-18.37

Table 143 - Maximum Conducted (average) Output Power Results

Test Configuration			
Frequency Range:	5.925-6.425 GHz 6.425-6.525 GHz 6.525-6.875 GHz	Band:	U-NII-5 U-NII-6 U-NII-7
Limit Clause(s):	15.407(a)(7) RSS-248	Test Method(s):	C63.10 12.4.3.2
Additional Reference(s):	-		

DUT Configuration			
Mode:	802.11a SP	Duty Cycle (%):	97.6
Data Rate:	12 Mbps	DCCF (dB):	-
Antenna Configuration:	SISO	Peak Antenna Gain (dBi):	5.70
Active Port(s):	B (Core 1)	Active Chain(s):	1

Test Frequency (MHz)	Maximum Conducted Output Power (dBm)					Gain (dBi)	EIRP (dBm)	EIRP Limit (dBm)	EIRP Margin (dB)
	A	B	C	D	∑				
5955	-	21.24	-	-	21.24	4.40	25.64	30.00	-4.36
6175	-	21.45	-	-	21.45	4.20	25.65	30.00	-4.35
6415	-	20.54	-	-	20.54	5.70	26.24	30.00	-3.76
6435	-	21.16	-	-	21.16	4.60	25.76	30.00	-4.24
6475	-	21.23	-	-	21.23	4.60	25.83	30.00	-4.17
6515	-	21.45	-	-	21.45	4.60	26.05	30.00	-3.95
6535	-	21.34	-	-	21.34	4.00	25.34	30.00	-4.66
6695	-	21.39	-	-	21.39	4.00	25.39	30.00	-4.61
6855	-	21.41	-	-	21.41	4.00	25.41	30.00	-4.59

Table 144 - Maximum Conducted (average) Output Power Results

Test Configuration			
Frequency Range:	5.925-6.425 GHz 6.425-6.525 GHz 6.525-6.875 GHz	Band:	U-NII-5 U-NII-6 U-NII-7
Limit Clause(s):	15.407(a)(7) RSS-248	Test Method(s):	C63.10 12.4.3.2
Additional Reference(s):	-		

DUT Configuration			
Mode:	802.11ax HE20 SU SP	Duty Cycle (%):	95.8
Modulation Coding Scheme:	MCS2x1	DCCF (dB):	-
Antenna Configuration:	SISO	Peak Antenna Gain (dBi):	5.70
Active Port(s):	B (Core 1)	Active Chain(s):	1

Test Frequency (MHz)	Maximum Conducted Output Power (dBm)					Gain (dBi)	EIRP (dBm)	EIRP Limit (dBm)	EIRP Margin (dB)
	A	B	C	D	∑				
5955	-	21.23	-	-	21.23	4.40	25.63	30.00	-4.37
6175	-	21.21	-	-	21.21	4.20	25.41	30.00	-4.59
6415	-	20.55	-	-	20.55	5.70	26.25	30.00	-3.75
6435	-	21.27	-	-	21.27	4.60	25.87	30.00	-4.13
6475	-	21.35	-	-	21.35	4.60	25.95	30.00	-4.05
6515	-	21.50	-	-	21.50	4.60	26.10	30.00	-3.90
6535	-	21.39	-	-	21.39	4.00	25.39	30.00	-4.61
6695	-	21.41	-	-	21.41	4.00	25.41	30.00	-4.59
6855	-	21.40	-	-	21.40	4.00	25.40	30.00	-4.60

Table 145 - Maximum Conducted (average) Output Power Results

Test Configuration			
Frequency Range:	5.925-6.425 GHz 6.425-6.525 GHz 6.525-6.875 GHz	Band:	U-NII-5 U-NII-6 U-NII-7
Limit Clause(s):	15.407(a)(7) RSS-248	Test Method(s):	C63.10 12.4.3.2
Additional Reference(s):	-		

DUT Configuration			
Mode:	802.11ax HE40 SU SP	Duty Cycle (%):	95.8
Modulation Coding Scheme:	MCS2x1	DCCF (dB):	-
Antenna Configuration:	SISO	Peak Antenna Gain (dBi):	5.70
Active Port(s):	B (Core 1)	Active Chain(s):	1

Test Frequency (MHz)	Maximum Conducted Output Power (dBm)					Gain (dBi)	EIRP (dBm)	EIRP Limit (dBm)	EIRP Margin (dB)
	A	B	C	D	∑				
5965	-	20.97	-	-	20.97	4.40	25.37	30.00	-4.63
6165	-	21.30	-	-	21.30	4.20	25.50	30.00	-4.50
6405	-	21.38	-	-	21.38	5.70	27.08	30.00	-2.92
6445	-	21.26	-	-	21.26	4.60	25.86	30.00	-4.14
6485	-	21.49	-	-	21.49	4.60	26.09	30.00	-3.91
6525	-	21.43	-	-	21.43	4.60	26.03	30.00	-3.97
6565	-	21.22	-	-	21.22	4.00	25.22	30.00	-4.78
6685	-	21.26	-	-	21.26	4.00	25.26	30.00	-4.74
6845	-	21.38	-	-	21.38	4.00	25.38	30.00	-4.62

Table 146 - Maximum Conducted (average) Output Power Results

Test Configuration			
Frequency Range:	5.925-6.425 GHz 6.425-6.525 GHz 6.525-6.875 GHz	Band:	U-NII-5 U-NII-6 U-NII-7
Limit Clause(s):	15.407(a)(7) RSS-248	Test Method(s):	C63.10 12.4.3.2
Additional Reference(s):	-		

DUT Configuration			
Mode:	802.11ax HE80 SU SP	Duty Cycle (%):	95.6
Modulation Coding Scheme:	MCS2x1	DCCF (dB):	-
Antenna Configuration:	SISO	Peak Antenna Gain (dBi):	5.70
Active Port(s):	B Core 1	Active Chain(s):	1

Test Frequency (MHz)	Maximum Conducted Output Power (dBm)					Gain (dBi)	EIRP (dBm)	EIRP Limit (dBm)	EIRP Margin (dB)
	A	B	C	D	∑				
5985	-	20.90	-	-	20.90	4.40	25.30	30.00	-4.70
6145	-	21.18	-	-	21.18	4.20	25.38	30.00	-4.62
6385	-	21.22	-	-	21.22	5.70	26.92	30.00	-3.08
6465	-	21.31	-	-	21.31	4.60	25.91	30.00	-4.09
6545	-	21.31	-	-	21.31	4.60	25.91	30.00	-4.09
6625	-	21.25	-	-	21.25	4.00	25.25	30.00	-4.75
6705	-	21.18	-	-	21.18	4.00	25.18	30.00	-4.82
6785	-	21.32	-	-	21.32	4.00	25.32	30.00	-4.68

Table 147 - Maximum Conducted (average) Output Power Results

Test Configuration			
Frequency Range:	5.925-6.425 GHz 6.425-6.525 GHz 6.525-6.875 GHz	Band:	U-NII-5 U-NII-6 U-NII-7
Limit Clause(s):	15.407(a)(7) RSS-248	Test Method(s):	C63.10 12.4.3.2
Additional Reference(s):	-		

DUT Configuration			
Mode:	802.11ax HE160 SU SP	Duty Cycle (%):	92.7
Modulation Coding Scheme:	MCS2x1	DCCF (dB):	-
Antenna Configuration:	SISO	Peak Antenna Gain (dBi):	5.70
Active Port(s):	B Core 1	Active Chain(s):	1

Test Frequency (MHz)	Maximum Conducted Output Power (dBm)					Gain (dBi)	EIRP (dBm)	EIRP Limit (dBm)	EIRP Margin (dB)
	A	B	C	D	∑				
6025	-	19.16	-	-	19.16	4.40	23.56	30.00	-6.44
6185	-	19.45	-	-	19.45	4.20	23.65	30.00	-6.35
6345	-	19.36	-	-	19.36	5.70	25.06	30.00	-4.94
6505	-	18.83	-	-	18.83	4.60	23.43	30.00	-6.57
6665	-	18.90	-	-	18.90	4.00	22.90	30.00	-7.10

Table 148 - Maximum Conducted (average) Output Power Results

Test Configuration			
Frequency Range:	5.925-6.425 GHz 6.425-6.525 GHz 6.525-6.875 GHz	Band:	U-NII-5 U-NII-6 U-NII-7
Limit Clause(s):	15.407(a)(7) RSS-248	Test Method(s):	C63.10 12.4.3.2
Additional Reference(s):	-		

DUT Configuration			
Mode:	802.11ax HE20 RU26 SP	Duty Cycle (%):	97.3
Modulation Coding Scheme:	MCS2x1	DCCF (dB):	-
Antenna Configuration:	SISO	Peak Antenna Gain (dBi):	5.70
Active Port(s):	B Core 1	Active Chain(s):	1

Test Frequency (MHz)	Maximum Conducted Output Power (dBm)					Gain (dBi)	EIRP (dBm)	EIRP Limit (dBm)	EIRP Margin (dB)
	A	B	C	D	∑				
5955 (RU26.0)	-	12.86	-	-	12.86	4.40	17.26	30.00	-12.74
6175 (RU26.0)	-	13.06	-	-	13.06	4.20	17.26	30.00	-12.74
6415 (RU26.8)	-	11.75	-	-	11.75	5.70	17.45	30.00	-12.55
6435 (RU26.0)	-	12.75	-	-	12.75	4.60	17.35	30.00	-12.65
6475 (RU26.0)	-	12.46	-	-	12.46	4.60	17.06	30.00	-12.94
6515 (RU26.8)	-	12.75	-	-	12.75	4.60	17.35	30.00	-12.65
6535 (RU26.0)	-	13.09	-	-	13.09	4.00	17.09	30.00	-12.91
6695 (RU26.0)	-	13.08	-	-	13.08	4.00	17.08	30.00	-12.92
6855 (RU26.8)	-	13.24	-	-	13.24	4.00	17.24	30.00	-12.76

Table 149 - Maximum Conducted (average) Output Power Results

Test Configuration			
Frequency Range:	5.925-6.425 GHz 6.425-6.525 GHz 6.525-6.875 GHz	Band:	U-NII-5 U-NII-6 U-NII-7
Limit Clause(s):	15.407(a)(7) RSS-248	Test Method(s):	C63.10 12.4.3.2
Additional Reference(s):	-		

DUT Configuration			
Mode:	802.11ax HE20 RU52 SP	Duty Cycle (%):	97.1
Modulation Coding Scheme:	MCS2x1	DCCF (dB):	-
Antenna Configuration:	SISO	Peak Antenna Gain (dBi):	5.70
Active Port(s):	B Core 1	Active Chain(s):	1

Test Frequency (MHz)	Maximum Conducted Output Power (dBm)					Gain (dBi)	EIRP (dBm)	EIRP Limit (dBm)	EIRP Margin (dB)
	A	B	C	D	∑				
5955 (RU52.37)	-	15.83	-	-	15.83	4.40	20.23	30.00	-9.77
6175 (RU52.37)	-	15.92	-	-	15.92	4.20	20.12	30.00	-9.88
6415 (RU52.40)	-	14.62	-	-	14.62	5.70	20.32	30.00	-9.68
6435 (RU52.37)	-	15.40	-	-	15.40	4.60	20.00	30.00	-10.00
6475 (RU52.37)	-	15.54	-	-	15.54	4.60	20.14	30.00	-9.86
6515 (RU52.40)	-	15.52	-	-	15.52	4.60	20.12	30.00	-9.88
6535 (RU52.37)	-	16.18	-	-	16.18	4.00	20.18	30.00	-9.82
6695 (RU52.37)	-	15.95	-	-	15.95	4.00	19.95	30.00	-10.05
6855 (RU52.40)	-	16.10	-	-	16.10	4.00	20.10	30.00	-9.90

Table 150 - Maximum Conducted (average) Output Power Results

Test Configuration			
Frequency Range:	5.925-6.425 GHz 6.425-6.525 GHz 6.525-6.875 GHz	Band:	U-NII-5 U-NII-6 U-NII-7
Limit Clause(s):	15.407(a)(7) RSS-248	Test Method(s):	C63.10 12.4.3.2
Additional Reference(s):	-		

DUT Configuration			
Mode:	802.11ax HE20 RU106 SP	Duty Cycle (%):	97.8
Modulation Coding Scheme:	MCS2x1	DCCF (dB):	-
Antenna Configuration:	SISO	Peak Antenna Gain (dBi):	5.70
Active Port(s):	B Core 1	Active Chain(s):	1

Test Frequency (MHz)	Maximum Conducted Output Power (dBm)					Gain (dBi)	EIRP (dBm)	EIRP Limit (dBm)	EIRP Margin (dB)
	A	B	C	D	∑				
5955 (RU106.53)	-	18.87	-	-	18.87	4.40	23.27	30.00	-6.73
6175 (RU106.53)	-	18.90	-	-	18.90	4.20	23.10	30.00	-6.90
6415 (RU106.54)	-	17.48	-	-	17.48	5.70	23.18	30.00	-6.82
6435 (RU106.53)	-	18.56	-	-	18.56	4.60	23.16	30.00	-6.84
6475 (RU106.53)	-	18.48	-	-	18.48	4.60	23.08	30.00	-6.92
6515 (RU106.54)	-	18.70	-	-	18.70	4.60	23.30	30.00	-6.70
6535 (RU106.53)	-	18.92	-	-	18.92	4.00	22.92	30.00	-7.08
6695 (RU106.53)	-	18.98	-	-	18.98	4.00	22.98	30.00	-7.02
6855 (RU106.54)	-	19.20	-	-	19.20	4.00	23.20	30.00	-6.80

Table 151 - Maximum Conducted (average) Output Power Results

Test Configuration			
Frequency Range:	5.925-6.425 GHz 6.525-6.875 GHz	Band:	U-NII-5 U-NII-7
Limit Clause(s):	15.407(a)(9)	Test Method(s):	C63.10 12.4.3.2
Additional Reference(s):	-		

DUT Configuration			
Mode:	802.11a VLP	Duty Cycle (%):	97.7
Data Rate:	12 Mbps	DCCF (dB):	-
Antenna Configuration:	SISO	Peak Antenna Gain (dBi):	5.70
Active Port(s):	B (Core 1)	Active Chain(s):	1

Test Frequency (MHz)	Maximum Conducted Output Power (dBm)					Gain (dBi)	EIRP (dBm)	EIRP Limit (dBm)	EIRP Margin (dB)
	A	B	C	D	∑				
6115	-	0.70	-	-	0.70	4.20	4.90	14.00	-9.10
6255	-	0.64	-	-	0.64	4.20	4.84	14.00	-9.16
6415	-	-0.93	-	-	-0.93	5.70	4.77	14.00	-9.23
6535	-	0.49	-	-	0.49	4.00	4.49	14.00	-9.51
6695	-	0.75	-	-	0.75	4.00	4.75	14.00	-9.25
6855	-	0.64	-	-	0.64	4.00	4.64	14.00	-9.36

Table 152 - Maximum Conducted (average) Output Power Results

Test Configuration			
Frequency Range:	5.925-6.425 GHz 6.525-6.875 GHz	Band:	U-NII-5 U-NII-7
Limit Clause(s):	15.407(a)(9)	Test Method(s):	C63.10 12.4.3.2
Additional Reference(s):	-		

DUT Configuration			
Mode:	802.11ax HE20 SU VLP	Duty Cycle (%):	96.0
Modulation Coding Scheme:	MCS2x1	DCCF (dB):	-
Antenna Configuration:	SISO	Peak Antenna Gain (dBi):	5.70
Active Port(s):	B (Core 1)	Active Chain(s):	1

Test Frequency (MHz)	Maximum Conducted Output Power (dBm)					Gain (dBi)	EIRP (dBm)	EIRP Limit (dBm)	EIRP Margin (dB)
	A	B	C	D	∑				
6115	-	0.55	-	-	0.55	4.20	4.75	14.00	-9.25
6255	-	0.63	-	-	0.63	4.20	4.83	14.00	-9.17
6415	-	-1.33	-	-	-1.33	5.70	4.37	14.00	-9.63
6535	-	0.50	-	-	0.50	4.00	4.50	14.00	-9.50
6695	-	0.75	-	-	0.75	4.00	4.75	14.00	-9.25
6855	-	0.30	-	-	0.30	4.00	4.30	14.00	-9.70

Table 153 - Maximum Conducted (average) Output Power Results

Test Configuration			
Frequency Range:	5.925-6.425 GHz 6.525-6.875 GHz	Band:	U-NII-5 U-NII-7
Limit Clause(s):	15.407(a)(9)	Test Method(s):	C63.10 12.4.3.2
Additional Reference(s):	-		

DUT Configuration			
Mode:	802.11ax HE40 SU VLP	Duty Cycle (%):	95.2
Modulation Coding Scheme:	MCS2x1	DCCF (dB):	-
Antenna Configuration:	SISO	Peak Antenna Gain (dBi):	5.70
Active Port(s):	B (Core 1)	Active Chain(s):	1

Test Frequency (MHz)	Maximum Conducted Output Power (dBm)					Gain (dBi)	EIRP (dBm)	EIRP Limit (dBm)	EIRP Margin (dB)
	A	B	C	D	∑				
6125	-	2.92	-	-	2.92	4.20	7.12	14.00	-6.88
6245	-	3.23	-	-	3.23	4.20	7.43	14.00	-6.57
6405	-	1.40	-	-	1.40	5.70	7.10	14.00	-6.90
6565	-	3.05	-	-	3.05	4.00	7.05	14.00	-6.95
6685	-	2.99	-	-	2.99	4.00	6.99	14.00	-7.01
6845	-	2.91	-	-	2.91	4.00	6.91	14.00	-7.09

Table 154 - Maximum Conducted (average) Output Power Results

Test Configuration			
Frequency Range:	5.925-6.425 GHz 6.525-6.875 GHz	Band:	U-NII-5 U-NII-7
Limit Clause(s):	15.407(a)(9)	Test Method(s):	C63.10 12.4.3.2
Additional Reference(s):	-		

DUT Configuration			
Mode:	802.11ax HE80 SU VLP	Duty Cycle (%):	95.6
Modulation Coding Scheme:	MCS2x1	DCCF (dB):	-
Antenna Configuration:	SISO	Peak Antenna Gain (dBi):	5.70
Active Port(s):	B (Core 1)	Active Chain(s):	1

Test Frequency (MHz)	Maximum Conducted Output Power (dBm)					Gain (dBi)	EIRP (dBm)	EIRP Limit (dBm)	EIRP Margin (dB)
	A	B	C	D	∑				
6145	-	6.09	-	-	6.09	4.20	10.29	14.00	-3.71
6225	-	5.98	-	-	5.98	4.20	10.18	14.00	-3.82
6385	-	4.47	-	-	4.47	5.70	10.17	14.00	-3.83
6625	-	6.08	-	-	6.08	4.00	10.08	14.00	-3.92
6705	-	6.04	-	-	6.04	4.00	10.04	14.00	-3.96
6785	-	6.05	-	-	6.05	4.00	10.05	14.00	-3.95

Table 155 - Maximum Conducted (average) Output Power Results

Test Configuration			
Frequency Range:	5.925-6.425 GHz 6.525-6.875 GHz	Band:	U-NII-5 U-NII-7
Limit Clause(s):	15.407(a)(9)	Test Method(s):	C63.10 12.4.3.2
Additional Reference(s):	-		

DUT Configuration			
Mode:	802.11ax HE160 SU VLP	Duty Cycle (%):	92.7
Modulation Coding Scheme:	MCS2x1	DCCF (dB):	-
Antenna Configuration:	SISO	Peak Antenna Gain (dBi):	5.70
Active Port(s):	B (Core 1)	Active Chain(s):	1

Test Frequency (MHz)	Maximum Conducted Output Power (dBm)					Gain (dBi)	EIRP (dBm)	EIRP Limit (dBm)	EIRP Margin (dB)
	A	B	C	D	∑				
6185	-	8.65	-	-	8.65	4.20	12.85	14.00	-1.15
6345	-	7.24	-	-	7.24	5.70	12.94	14.00	-1.06
6665	-	8.65	-	-	8.65	4.00	12.65	14.00	-1.35

Table 156 - Maximum Conducted (average) Output Power Results

Test Configuration			
Frequency Range:	5.925-6.425 GHz 6.525-6.875 GHz	Band:	U-NII-5 U-NII-7
Limit Clause(s):	15.407(a)(9)	Test Method(s):	C63.10 12.4.3.2
Additional Reference(s):	-		

DUT Configuration			
Mode:	802.11ax HE20 RU106 VLP	Duty Cycle (%):	97.9
Modulation Coding Scheme:	MCS2x1	DCCF (dB):	-
Antenna Configuration:	SISO	Peak Antenna Gain (dBi):	4.20
Active Port(s):	B (Core 1)	Active Chain(s):	1

Test Frequency (MHz)	Maximum Conducted Output Power (dBm)					Gain (dBi)	EIRP (dBm)	EIRP Limit (dBm)	EIRP Margin (dB)
	A	B	C	D	∑				
6115 (RU106.53)	-	-2.60	-	-	-2.60	4.20	1.60	14.00	-12.40
6175 (RU106.53)	-	-2.53	-	-	-2.53	4.20	1.67	14.00	-12.33
6255 (RU106.54)	-	-2.55	-	-	-2.55	4.20	1.65	14.00	-12.35
6535 (RU106.53)	-	-2.49	-	-	-2.49	4.00	1.51	14.00	-12.49
6695 (RU106.53)	-	-2.45	-	-	-2.45	4.00	1.55	14.00	-12.45
6855 (RU106.54)	-	-2.56	-	-	-2.56	4.00	1.44	14.00	-12.56

Table 157 - Maximum Conducted (average) Output Power Results

MIMO CDD:

Test Configuration			
Frequency Range:	5.925-6.425 GHz 6.425-6.525 GHz 6.525-6.875 GHz 6.875-7.125 GHz	Band:	U-NII-5 U-NII-6 U-NII-7 U-NII-8
Limit Clause(s):	15.407(a)(8) RSS-248	Test Method(s):	C63.10 12.4.3.2
Additional Reference(s):	662911 D01 v02r01 F)2)f)(i), 662911 D01 v02r01 E)1)		

DUT Configuration			
Mode:	802.11ax HE20 SU LPI	Duty Cycle (%):	95.9
Modulation Coding Scheme:	MCS2x1	DCCF (dB):	-
Antenna Configuration:	MIMO CDD	Peak Antenna Gain (dBi):	5.70
Active Port(s):	A+B (Core 0 + Core 1)	Active Chain(s):	0+1

Test Frequency (MHz)	Maximum Conducted Output Power (dBm)					Gain (dBi)	EIRP (dBm)	EIRP Limit (dBm)	EIRP Margin (dB)
	A	B	C	D	∑				
5955	-1.11	-1.75	-	-	1.59	4.40	5.99	24.00	-18.01
6175	-0.85	-0.79	-	-	2.19	4.20	6.39	24.00	-17.61
6415	-1.54	-2.55	-	-	0.99	5.70	6.69	24.00	-17.31
6435	-1.93	-2.45	-	-	0.83	4.60	5.43	24.00	-18.57
6475	-1.85	-2.72	-	-	0.75	4.60	5.35	24.00	-18.65
6515	-1.92	-2.75	-	-	0.70	4.60	5.30	24.00	-18.70
6535	-1.18	-1.86	-	-	1.50	4.00	5.50	24.00	-18.50
6695	-1.30	-2.23	-	-	1.27	4.00	5.27	24.00	-18.73
6855	-1.18	-2.11	-	-	1.39	4.00	5.39	24.00	-18.61
6875	-1.34	-2.60	-	-	1.09	4.00	5.09	24.00	-18.91
6895	-1.34	-2.01	-	-	1.35	4.40	5.75	24.00	-18.25
6995	-1.10	-2.42	-	-	1.30	4.40	5.70	24.00	-18.30
7095	-1.13	-3.22	-	-	0.96	4.40	5.36	24.00	-18.64

Table 158 - Maximum Conducted (average) Output Power Results

Test Configuration			
Frequency Range:	5.925-6.425 GHz 6.425-6.525 GHz 6.525-6.875 GHz 6.875-7.125 GHz	Band:	U-NII-5 U-NII-6 U-NII-7 U-NII-8
Limit Clause(s):	15.407(a)(8) RSS-248	Test Method(s):	C63.10 12.4.3.2
Additional Reference(s):	662911 D01 v02r01 F)2)f)(i), 662911 D01 v02r01 E)1)		

DUT Configuration			
Mode:	802.11ax HE40 SU LPI	Duty Cycle (%):	93.3
Modulation Coding Scheme:	MCS2x1	DCCF (dB):	-
Antenna Configuration:	MIMO CDD	Peak Antenna Gain (dBi):	5.70
Active Port(s):	A+B (Core 0 + Core 1)	Active Chain(s):	0+1

Test Frequency (MHz)	Maximum Conducted Output Power (dBm)					Gain (dBi)	EIRP (dBm)	EIRP Limit (dBm)	EIRP Margin (dB)
	A	B	C	D	∑				
5965	1.41	0.36	-	-	3.92	4.40	8.32	24.00	-15.68
6165	1.70	1.29	-	-	4.51	4.20	8.71	24.00	-15.29
6405	0.78	0.26	-	-	3.53	5.70	9.23	24.00	-14.77
6445	0.62	0.20	-	-	3.43	4.60	8.03	24.00	-15.97
6485	0.48	0.19	-	-	3.35	4.60	7.95	24.00	-16.05
6525	0.47	0.29	-	-	3.39	4.60	7.99	24.00	-16.01
6565	0.55	0.66	-	-	3.62	4.00	7.62	24.00	-16.38
6685	1.19	1.04	-	-	4.13	4.00	8.13	24.00	-15.87
6845	1.33	0.83	-	-	4.10	4.00	8.10	24.00	-15.90
6885	1.49	1.01	-	-	4.27	4.40	8.67	24.00	-15.33
6925	1.23	0.22	-	-	3.77	4.40	8.17	24.00	-15.83
7005	1.34	-0.45	-	-	3.55	4.40	7.95	24.00	-16.05
7085	1.18	-0.28	-	-	3.52	4.40	7.92	24.00	-16.08

Table 159 - Maximum Conducted (average) Output Power Results

Test Configuration			
Frequency Range:	5.925-6.425 GHz 6.425-6.525 GHz 6.525-6.875 GHz 6.875-7.125 GHz	Band:	U-NII-5 U-NII-6 U-NII-7 U-NII-8
Limit Clause(s):	15.407(a)(8) RSS-248	Test Method(s):	C63.10 12.4.3.2
Additional Reference(s):	662911 D01 v02r01 F)2)f)(i), 662911 D01 v02r01 E)1)		

DUT Configuration			
Mode:	802.11ax HE80 SU LPI	Duty Cycle (%):	95.6
Modulation Coding Scheme:	MCS2x1	DCCF (dB):	-
Antenna Configuration:	MIMO CDD	Peak Antenna Gain (dBi):	5.70
Active Port(s):	A+B (Core 0 + Core 1)	Active Chain(s):	0+1

Test Frequency (MHz)	Maximum Conducted Output Power (dBm)					Gain (dBi)	EIRP (dBm)	EIRP Limit (dBm)	EIRP Margin (dB)
	A	B	C	D	∑				
5985	4.38	3.95	-	-	7.18	4.40	11.58	24.00	-12.42
6145	4.95	4.80	-	-	7.89	4.20	12.09	24.00	-11.91
6385	3.74	3.20	-	-	6.49	5.70	12.19	24.00	-11.81
6465	3.63	3.46	-	-	6.56	4.60	11.16	24.00	-12.84
6545	3.68	3.36	-	-	6.53	4.60	11.13	24.00	-12.87
6625	4.19	4.04	-	-	7.13	4.00	11.13	24.00	-12.87
6705	4.33	4.02	-	-	7.19	4.00	11.19	24.00	-12.81
6785	4.30	3.88	-	-	7.11	4.00	11.11	24.00	-12.89
6865	4.16	3.92	-	-	7.05	4.00	11.05	24.00	-12.95
6945	4.20	3.29	-	-	6.78	4.40	11.18	24.00	-12.82
7025	4.48	3.13	-	-	6.87	4.40	11.27	24.00	-12.73

Table 160 - Maximum Conducted (average) Output Power Results

Test Configuration			
Frequency Range:	5.925-6.425 GHz 6.425-6.525 GHz 6.525-6.875 GHz 6.875-7.125 GHz	Band:	U-NII-5 U-NII-6 U-NII-7 U-NII-8
Limit Clause(s):	15.407(a)(8) RSS-248	Test Method(s):	C63.10 12.4.3.2
Additional Reference(s):	662911 D01 v02r01 F)2)f)(i), 662911 D01 v02r01 E)1)		

DUT Configuration			
Mode:	802.11ax HE160 SU LPI	Duty Cycle (%):	92.6
Modulation Coding Scheme:	MCS2x1	DCCF (dB):	-
Antenna Configuration:	MIMO CDD	Peak Antenna Gain (dBi):	5.70
Active Port(s):	A+B (Core 0 + Core 1)	Active Chain(s):	0+1

Test Frequency (MHz)	Maximum Conducted Output Power (dBm)					Gain (dBi)	EIRP (dBm)	EIRP Limit (dBm)	EIRP Margin (dB)
	A	B	C	D	∑				
6025	7.21	7.41	-	-	10.32	4.40	14.72	24.00	-9.28
6185	7.47	7.72	-	-	10.61	4.20	14.81	24.00	-9.19
6345	6.85	6.28	-	-	9.59	5.70	15.29	24.00	-8.71
6505	6.71	6.44	-	-	9.59	4.60	14.19	24.00	-9.81
6665	7.16	7.08	-	-	10.13	4.00	14.13	24.00	-9.87
6825	7.25	7.01	-	-	10.14	4.00	14.14	24.00	-9.86
6985	7.19	6.33	-	-	9.79	4.40	14.19	24.00	-9.81

Table 161 - Maximum Conducted (average) Output Power Results

Test Configuration			
Frequency Range:	5.925-6.425 GHz 6.425-6.525 GHz 6.525-6.875 GHz 6.875-7.125 GHz	Band:	U-NII-5 U-NII-6 U-NII-7 U-NII-8
Limit Clause(s):	15.407(a)(8) RSS-248	Test Method(s):	C63.10 12.4.3.2
Additional Reference(s):	662911 D01 v02r01 F)2)f)(i), 662911 D01 v02r01 E)1)		

DUT Configuration			
Mode:	802.11ax HE20 RU52 LPI	Duty Cycle (%):	95.6
Modulation Coding Scheme:	MCS2x1	DCCF (dB):	-
Antenna Configuration:	MIMO CDD	Peak Antenna Gain (dBi):	5.70
Active Port(s):	A+B (Core 0 + Core 1)	Active Chain(s):	0+1

Test Frequency (MHz)	Maximum Conducted Output Power (dBm)					Gain (dBi)	EIRP (dBm)	EIRP Limit (dBm)	EIRP Margin (dB)
	A	B	C	D	∑				
5955 (RU52.37)	-7.28	-7.48	-	-	-4.36	4.40	0.04	24.00	-23.96
6175 (RU52.37)	-7.36	-6.85	-	-	-4.08	4.20	0.12	24.00	-23.88
6415 (RU52.40)	-7.84	-8.44	-	-	-5.12	5.70	0.58	24.00	-23.42
6435 (RU52.37)	-7.92	-8.58	-	-	-5.23	4.60	-0.63	24.00	-24.63
6475 (RU52.37)	-8.05	-8.60	-	-	-5.31	4.60	-0.71	24.00	-24.71
6515 (RU52.40)	-7.89	-8.20	-	-	-5.03	4.60	-0.43	24.00	-24.43
6535 (RU52.37)	-7.26	-7.71	-	-	-4.47	4.00	-0.47	24.00	-24.47
6695 (RU52.37)	-7.22	-7.66	-	-	-4.42	4.00	-0.42	24.00	-24.42
6855 (RU52.40)	-7.19	-7.64	-	-	-4.39	4.00	-0.39	24.00	-24.39
6875 (RU52.38)	-7.08	-8.05	-	-	-4.53	4.00	-0.53	24.00	-24.53
6875 (RU52.39)	-7.16	-8.07	-	-	-4.58	4.00	-0.58	24.00	-24.58
6895 (RU52.37)	-7.15	-7.90	-	-	-4.50	4.40	-0.10	24.00	-24.10
6995 (RU52.37)	-7.34	-8.68	-	-	-4.95	4.40	-0.55	24.00	-24.55
7095 (RU52.40)	-7.22	-8.95	-	-	-4.99	4.40	-0.59	24.00	-24.59

Table 162 - Maximum Conducted (average) Output Power Results

Test Configuration			
Frequency Range:	5.925-6.425 GHz 6.425-6.525 GHz 6.525-6.875 GHz 6.875-7.125 GHz	Band:	U-NII-5 U-NII-6 U-NII-7 U-NII-8
Limit Clause(s):	15.407(a)(8) RSS-248	Test Method(s):	C63.10 12.4.3.2
Additional Reference(s):	662911 D01 v02r01 F)2)f)(i), 662911 D01 v02r01 E)1)		

DUT Configuration			
Mode:	802.11ax HE20 RU106 LPI	Duty Cycle (%):	97.8
Modulation Coding Scheme:	MCS2x1	DCCF (dB):	-
Antenna Configuration:	MIMO CDD	Peak Antenna Gain (dBi):	5.70
Active Port(s):	A+B (Core 0 + Core 1)	Active Chain(s):	0+1

Test Frequency (MHz)	Maximum Conducted Output Power (dBm)					Gain (dBi)	EIRP (dBm)	EIRP Limit (dBm)	EIRP Margin (dB)
	A	B	C	D	∑				
5955 (RU106.53)	-4.10	-4.44	-	-	-1.25	4.40	3.15	24.00	-20.85
6175 (RU106.53)	-3.92	-3.69	-	-	-0.79	4.20	3.41	24.00	-20.59
6415 (RU106.54)	-4.89	-5.69	-	-	-2.26	5.70	3.44	24.00	-20.56
6435 (RU106.53)	-5.07	-5.89	-	-	-2.45	4.60	2.15	24.00	-21.85
6475 (RU106.53)	-5.09	-5.82	-	-	-2.43	4.60	2.17	24.00	-21.83
6515 (RU106.54)	-5.01	-5.52	-	-	-2.25	4.60	2.35	24.00	-21.65
6535 (RU106.53)	-4.23	-5.03	-	-	-1.60	4.00	2.40	24.00	-21.60
6695 (RU106.53)	-4.22	-5.27	-	-	-1.71	4.00	2.29	24.00	-21.71
6855 (RU106.54)	-4.20	-5.22	-	-	-1.67	4.00	2.33	24.00	-21.67
6875 (RU106.53)	-4.21	-5.23	-	-	-1.68	4.00	2.32	24.00	-21.68
6875 (RU106.54)	-4.29	-5.27	-	-	-1.74	4.00	2.26	24.00	-21.74
6895 (RU106.53)	-4.22	-5.18	-	-	-1.67	4.40	2.73	24.00	-21.27
6995 (RU106.53)	-4.08	-5.88	-	-	-1.88	4.40	2.52	24.00	-21.48
7095 (RU106.54)	-4.24	-6.23	-	-	-2.11	4.40	2.29	24.00	-21.71

Table 163 - Maximum Conducted (average) Output Power Results

Test Configuration			
Frequency Range:	5.925-6.425 GHz 6.425-6.525 GHz 6.525-6.875 GHz	Band:	U-NII-5 U-NII-6 U-NII-7
Limit Clause(s):	15.407(a)(8) RSS-248	Test Method(s):	C63.10 12.4.3.2
Additional Reference(s):	662911 D01 v02r01 F)2)f)(i), 662911 D01 v02r01 E)1)		

DUT Configuration			
Mode:	802.11ax HE20 SU SP	Duty Cycle (%):	95.9
Modulation Coding Scheme:	MCS2x1	DCCF (dB):	-
Antenna Configuration:	MIMO CDD	Peak Antenna Gain (dBi):	5.70
Active Port(s):	A+B (Core 0 + Core 1)	Active Chain(s):	0+1

Test Frequency (MHz)	Maximum Conducted Output Power (dBm)					Gain (dBi)	EIRP (dBm)	EIRP Limit (dBm)	EIRP Margin (dB)
	A	B	C	D	∑				
5955	16.20	15.56	-	-	18.90	4.40	23.30	30.00	-6.70
6175	16.81	16.16	-	-	19.51	4.20	23.71	30.00	-6.29
6415	15.92	15.80	-	-	18.87	5.70	24.57	30.00	-5.43
6435	15.58	15.49	-	-	18.55	4.60	23.15	30.00	-6.85
6475	15.43	15.32	-	-	18.38	4.60	22.98	30.00	-7.02
6515	15.33	15.46	-	-	18.41	4.60	23.01	30.00	-6.99
6535	16.19	16.36	-	-	19.28	4.00	23.28	30.00	-6.72
6695	16.36	15.85	-	-	19.12	4.00	23.12	30.00	-6.88
6855	16.37	15.77	-	-	19.09	4.00	23.09	30.00	-6.91

Table 164 - Maximum Conducted (average) Output Power Results

Test Configuration			
Frequency Range:	5.925-6.425 GHz 6.425-6.525 GHz 6.525-6.875 GHz	Band:	U-NII-5 U-NII-6 U-NII-7
Limit Clause(s):	15.407(a)(8) RSS-248	Test Method(s):	C63.10 12.4.3.2
Additional Reference(s):	662911 D01 v02r01 F)2)f)(i), 662911 D01 v02r01 E)1)		

DUT Configuration			
Mode:	802.11ax HE40 SU SP	Duty Cycle (%):	95.8
Modulation Coding Scheme:	MCS2x1	DCCF (dB):	-
Antenna Configuration:	MIMO CDD	Peak Antenna Gain (dBi):	5.70
Active Port(s):	A+B (Core 0 + Core 1)	Active Chain(s):	0+1

Test Frequency (MHz)	Maximum Conducted Output Power (dBm)					Gain (dBi)	EIRP (dBm)	EIRP Limit (dBm)	EIRP Margin (dB)
	A	B	C	D	∑				
5965	19.35	18.99	-	-	22.19	4.40	26.59	30.00	-3.41
6165	19.73	19.21	-	-	22.49	4.20	26.69	30.00	-3.31
6405	18.93	18.74	-	-	21.85	5.70	27.55	30.00	-2.45
6445	18.56	18.32	-	-	21.45	4.60	26.05	30.00	-3.95
6485	18.46	18.19	-	-	21.33	4.60	25.93	30.00	-4.07
6525	18.53	18.39	-	-	21.47	4.60	26.07	30.00	-3.93
6565	19.33	19.23	-	-	22.29	4.00	26.29	30.00	-3.71
6685	19.03	19.16	-	-	22.11	4.00	26.11	30.00	-3.89
6845	19.16	18.53	-	-	21.86	4.00	25.86	30.00	-4.14

Table 165 - Maximum Conducted (average) Output Power Results

Test Configuration			
Frequency Range:	5.925-6.425 GHz 6.425-6.525 GHz 6.525-6.875 GHz	Band:	U-NII-5 U-NII-6 U-NII-7
Limit Clause(s):	15.407(a)(8) RSS-248	Test Method(s):	C63.10 12.4.3.2
Additional Reference(s):	662911 D01 v02r01 F)2)f)(i), 662911 D01 v02r01 E)1)		

DUT Configuration			
Mode:	802.11ax HE80 SU SP	Duty Cycle (%):	95.5
Modulation Coding Scheme:	MCS2x1	DCCF (dB):	-
Antenna Configuration:	MIMO CDD	Peak Antenna Gain (dBi):	5.70
Active Port(s):	A+B (Core 0 + Core 1)	Active Chain(s):	0+1

Test Frequency (MHz)	Maximum Conducted Output Power (dBm)					Gain (dBi)	EIRP (dBm)	EIRP Limit (dBm)	EIRP Margin (dB)
	A	B	C	D	∑				
5985	20.77	20.56	-	-	23.68	4.40	28.08	30.00	-1.92
6145	21.49	21.11	-	-	24.31	4.20	28.51	30.00	-1.49
6385	20.11	19.38	-	-	22.77	5.70	28.47	30.00	-1.53
6465	20.94	20.76	-	-	23.86	4.60	28.46	30.00	-1.54
6545	21.00	20.81	-	-	23.92	4.60	28.52	30.00	-1.48
6625	21.17	21.06	-	-	24.13	4.00	28.13	30.00	-1.87
6705	21.26	20.89	-	-	24.09	4.00	28.09	30.00	-1.91
6785	21.34	20.93	-	-	24.15	4.00	28.15	30.00	-1.85

Table 166 - Maximum Conducted (average) Output Power Results

Test Configuration			
Frequency Range:	5.925-6.425 GHz 6.425-6.525 GHz 6.525-6.875 GHz	Band:	U-NII-5 U-NII-6 U-NII-7
Limit Clause(s):	15.407(a)(8) RSS-248	Test Method(s):	C63.10 12.4.3.2
Additional Reference(s):	662911 D01 v02r01 F)2)f)(i), 662911 D01 v02r01 E)1)		

DUT Configuration			
Mode:	802.11ax HE160 SU SP	Duty Cycle (%):	92.7
Modulation Coding Scheme:	MCS2x1	DCCF (dB):	-
Antenna Configuration:	MIMO CDD	Peak Antenna Gain (dBi):	5.70
Active Port(s):	A+B (Core 0 + Core 1)	Active Chain(s):	0+1

Test Frequency (MHz)	Maximum Conducted Output Power (dBm)					Gain (dBi)	EIRP (dBm)	EIRP Limit (dBm)	EIRP Margin (dB)
	A	B	C	D	∑				
6025	19.21	19.13	-	-	22.18	4.40	26.58	30.00	-3.42
6185	19.33	19.40	-	-	22.38	4.20	26.58	30.00	-3.42
6345	19.38	18.83	-	-	22.12	5.70	27.82	30.00	-2.18
6505	18.71	18.48	-	-	21.61	4.60	26.21	30.00	-3.79
6665	18.67	18.67	-	-	21.68	4.00	25.68	30.00	-4.32

Table 167 - Maximum Conducted (average) Output Power Results

Test Configuration			
Frequency Range:	5.925-6.425 GHz 6.425-6.525 GHz 6.525-6.875 GHz	Band:	U-NII-5 U-NII-6 U-NII-7
Limit Clause(s):	15.407(a)(8) RSS-248	Test Method(s):	C63.10 12.4.3.2
Additional Reference(s):	662911 D01 v02r01 F)2)f)(i), 662911 D01 v02r01 E)1)		

DUT Configuration			
Mode:	802.11ax HE20 RU26 SP	Duty Cycle (%):	97.1
Modulation Coding Scheme:	MCS2x1	DCCF (dB):	-
Antenna Configuration:	MIMO CDD	Peak Antenna Gain (dBi):	5.70
Active Port(s):	A+B (Core 0 + Core 1)	Active Chain(s):	0+1

Test Frequency (MHz)	Maximum Conducted Output Power (dBm)					Gain (dBi)	EIRP (dBm)	EIRP Limit (dBm)	EIRP Margin (dB)
	A	B	C	D	∑				
5955 (RU26.0)	7.24	7.16	-	-	10.21	4.40	14.61	30.00	-15.39
6175 (RU26.0)	7.70	7.56	-	-	10.64	4.20	14.84	30.00	-15.16
6415 (RU26.8)	6.68	6.38	-	-	9.55	5.70	15.25	30.00	-14.75
6435 (RU26.0)	6.55	6.30	-	-	9.44	4.60	14.04	30.00	-15.96
6475 (RU26.0)	6.41	6.39	-	-	9.41	4.60	14.01	30.00	-15.99
6515 (RU26.8)	6.74	6.58	-	-	9.67	4.60	14.27	30.00	-15.73
6535 (RU26.0)	7.40	7.26	-	-	10.34	4.00	14.34	30.00	-15.66
6695 (RU26.0)	7.27	7.34	-	-	10.31	4.00	14.31	30.00	-15.69
6855 (RU26.8)	7.37	6.86	-	-	10.14	4.00	14.14	30.00	-15.86

Table 168 - Maximum Conducted (average) Output Power Results

Test Configuration			
Frequency Range:	5.925-6.425 GHz 6.425-6.525 GHz 6.525-6.875 GHz	Band:	U-NII-5 U-NII-6 U-NII-7
Limit Clause(s):	15.407(a)(8) RSS-248	Test Method(s):	C63.10 12.4.3.2
Additional Reference(s):	662911 D01 v02r01 F)2)f)(i), 662911 D01 v02r01 E)1)		

DUT Configuration			
Mode:	802.11ax HE20 RU52 SP	Duty Cycle (%):	96.9
Modulation Coding Scheme:	MCS2x1	DCCF (dB):	-
Antenna Configuration:	MIMO CDD	Peak Antenna Gain (dBi):	5.70
Active Port(s):	A+B (Core 0 + Core 1)	Active Chain(s):	0+1

Test Frequency (MHz)	Maximum Conducted Output Power (dBm)					Gain (dBi)	EIRP (dBm)	EIRP Limit (dBm)	EIRP Margin (dB)
	A	B	C	D	∑				
5955 (RU52.37)	10.40	10.30	-	-	13.36	4.40	17.76	30.00	-12.24
6175 (RU52.37)	10.87	10.70	-	-	13.80	4.20	18.00	30.00	-12.00
6415 (RU52.40)	9.94	9.77	-	-	12.87	5.70	18.57	30.00	-11.43
6435 (RU52.37)	9.69	9.68	-	-	12.70	4.60	17.30	30.00	-12.70
6475 (RU52.37)	9.61	9.74	-	-	12.68	4.60	17.28	30.00	-12.72
6515 (RU52.40)	9.27	9.54	-	-	12.42	4.60	17.02	30.00	-12.98
6535 (RU52.37)	10.20	10.27	-	-	13.24	4.00	17.24	30.00	-12.76
6695 (RU52.37)	10.12	10.31	-	-	13.23	4.00	17.23	30.00	-12.77
6855 (RU52.40)	10.25	10.08	-	-	13.18	4.00	17.18	30.00	-12.82

Table 169 - Maximum Conducted (average) Output Power Results

Test Configuration			
Frequency Range:	5.925-6.425 GHz 6.425-6.525 GHz 6.525-6.875 GHz	Band:	U-NII-5 U-NII-6 U-NII-7
Limit Clause(s):	15.407(a)(8) RSS-248	Test Method(s):	C63.10 12.4.3.2
Additional Reference(s):	662911 D01 v02r01 F)2)f)(i), 662911 D01 v02r01 E)1)		

DUT Configuration			
Mode:	802.11ax HE20 RU106 SP	Duty Cycle (%):	97.9
Modulation Coding Scheme:	MCS2x1	DCCF (dB):	-
Antenna Configuration:	MIMO CDD	Peak Antenna Gain (dBi):	5.70
Active Port(s):	A+B (Core 0 + Core 1)	Active Chain(s):	0+1

Test Frequency (MHz)	Maximum Conducted Output Power (dBm)					Gain (dBi)	EIRP (dBm)	EIRP Limit (dBm)	EIRP Margin (dB)
	A	B	C	D	∑				
5955 (RU106.53)	13.28	12.87	-	-	16.09	4.40	20.49	30.00	-9.51
6175 (RU106.53)	13.87	13.36	-	-	16.63	4.20	20.83	30.00	-9.17
6415 (RU106.54)	12.67	12.73	-	-	15.71	5.70	21.41	30.00	-8.59
6435 (RU106.53)	12.61	12.40	-	-	15.51	4.60	20.11	30.00	-9.89
6475 (RU106.53)	12.52	12.48	-	-	15.51	4.60	20.11	30.00	-9.89
6515 (RU106.54)	12.54	12.73	-	-	15.65	4.60	20.25	30.00	-9.75
6535 (RU106.53)	13.15	12.90	-	-	16.04	4.00	20.04	30.00	-9.96
6695 (RU106.53)	13.40	13.29	-	-	16.36	4.00	20.36	30.00	-9.64
6855 (RU106.54)	13.41	12.95	-	-	16.20	4.00	20.20	30.00	-9.80

Table 170 - Maximum Conducted (average) Output Power Results

Test Configuration			
Frequency Range:	5.925-6.425 GHz 6.525-6.875 GHz	Band:	U-NII-5 U-NII-7
Limit Clause(s):	15.407(a)(9)	Test Method(s):	C63.10 12.4.3.2
Additional Reference(s):	662911 D01 v02r01 F)2)f)(i), 662911 D01 v02r01 E)1)		

DUT Configuration			
Mode:	802.11ax HE40 SU VLP	Duty Cycle (%):	89.7
Modulation Coding Scheme:	MCS2x1	DCCF (dB):	-
Antenna Configuration:	MIMO CDD	Peak Antenna Gain (dBi):	4.20
Active Port(s):	A+B (Core 0 + Core 1)	Active Chain(s):	0+1

Test Frequency (MHz)	Maximum Conducted Output Power (dBm)					Gain (dBi)	EIRP (dBm)	EIRP Limit (dBm)	EIRP Margin (dB)
	A	B	C	D	∑				
6125	-2.28	-2.45	-	-	0.65	4.20	4.85	14.00	-9.15
6205	-2.09	-2.56	-	-	0.69	4.20	4.89	14.00	-9.11
6245	-2.08	-2.48	-	-	0.73	4.20	4.93	14.00	-9.07
6565	-2.67	-3.01	-	-	0.17	4.00	4.17	14.00	-9.83
6685	-2.54	-2.78	-	-	0.35	4.00	4.35	14.00	-9.65
6845	-2.84	-3.22	-	-	-0.01	4.00	3.99	14.00	-10.01

Table 171 - Maximum Conducted (average) Output Power Results

Test Configuration			
Frequency Range:	5.925-6.425 GHz 6.525-6.875 GHz	Band:	U-NII-5 U-NII-7
Limit Clause(s):	15.407(a)(9)	Test Method(s):	C63.10 12.4.3.2
Additional Reference(s):	662911 D01 v02r01 F)2)f)(i), 662911 D01 v02r01 E)1)		

DUT Configuration			
Mode:	802.11ax HE80 SU VLP	Duty Cycle (%):	95.5
Modulation Coding Scheme:	MCS2x1	DCCF (dB):	-
Antenna Configuration:	MIMO CDD	Peak Antenna Gain (dBi):	5.70
Active Port(s):	A+B (Core 0 + Core 1)	Active Chain(s):	0+1

Test Frequency (MHz)	Maximum Conducted Output Power (dBm)					Gain (dBi)	EIRP (dBm)	EIRP Limit (dBm)	EIRP Margin (dB)
	A	B	C	D	∑				
6145	0.54	0.69	-	-	3.62	4.20	7.82	14.00	-6.18
6225	0.56	0.97	-	-	3.78	4.20	7.98	14.00	-6.02
6385	-0.28	-0.32	-	-	2.71	5.70	8.41	14.00	-5.59
6625	0.17	-0.12	-	-	3.04	4.00	7.04	14.00	-6.96
6705	0.28	-0.10	-	-	3.10	4.00	7.10	14.00	-6.90
6785	0.38	-0.07	-	-	3.17	4.00	7.17	14.00	-6.83

Table 172 - Maximum Conducted (average) Output Power Results

Test Configuration			
Frequency Range:	5.925-6.425 GHz 6.525-6.875 GHz	Band:	U-NII-5 U-NII-7
Limit Clause(s):	15.407(a)(9)	Test Method(s):	C63.10 12.4.3.2
Additional Reference(s):	662911 D01 v02r01 F)2)f)(i), 662911 D01 v02r01 E)1)		

DUT Configuration			
Mode:	802.11ax HE160 SU VLP	Duty Cycle (%):	92.7
Modulation Coding Scheme:	MCS2x1	DCCF (dB):	-
Antenna Configuration:	MIMO CDD	Peak Antenna Gain (dBi):	5.70
Active Port(s):	A+B (Core 0 + Core 1)	Active Chain(s):	0+1

Test Frequency (MHz)	Maximum Conducted Output Power (dBm)					Gain (dBi)	EIRP (dBm)	EIRP Limit (dBm)	EIRP Margin (dB)
	A	B	C	D	∑				
6185	3.84	3.70	-	-	6.78	4.20	10.98	14.00	-3.02
6345	2.71	2.13	-	-	5.44	5.70	11.14	14.00	-2.86
6665	3.22	2.93	-	-	6.09	4.00	10.09	14.00	-3.91

Table 173 - Maximum Conducted (average) Output Power Results

MIMO SDM

Test Configuration			
Frequency Range:	5.925-6.425 GHz 6.425-6.525 GHz 6.525-6.875 GHz 6.875-7.125 GHz	Band:	U-NII-5 U-NII-6 U-NII-7 U-NII-8
Limit Clause(s):	15.407(a)(8) RSS-248	Test Method(s):	C63.10 12.4.3.2
Additional Reference(s):	662911 D01 v02r01 F)2)d)(ii), 662911 D01 v02r01 E)1)		

DUT Configuration			
Mode:	802.11ax HE20 SU LPI	Duty Cycle (%):	93.3
Modulation Coding Scheme:	MCS2x2	DCCF (dB):	-
Antenna Configuration:	MIMO SDM	Peak Antenna Gain (dBi):	4.55
Active Port(s):	A+B (Core 0 + Core 1)	Active Chain(s):	0+1

Test Frequency (MHz)	Maximum Conducted Output Power (dBm)					Gain (dBi)	EIRP (dBm)	EIRP Limit (dBm)	EIRP Margin (dB)
	A	B	C	D	∑				
5955	1.93	1.27	-	-	4.62	3.93	8.55	24.00	-15.45
6175	2.43	1.76	-	-	5.11	3.39	8.51	24.00	-15.49
6415	1.17	0.32	-	-	3.77	4.52	8.30	24.00	-15.70
6435	1.22	0.37	-	-	3.82	4.55	8.37	24.00	-15.63
6475	0.98	0.25	-	-	3.64	4.55	8.19	24.00	-15.81
6515	1.16	0.59	-	-	3.89	4.55	8.44	24.00	-15.56
6535	1.89	1.23	-	-	4.58	3.90	8.48	24.00	-15.52
6695	1.73	0.87	-	-	4.33	3.90	8.23	24.00	-15.77
6855	1.90	0.86	-	-	4.42	3.90	8.33	24.00	-15.67
6875	1.49	0.59	-	-	4.07	3.90	7.97	24.00	-16.03
6895	1.46	0.58	-	-	4.05	3.84	7.89	24.00	-16.11
6995	1.91	0.65	-	-	4.33	3.84	8.18	24.00	-15.82
7095	1.65	-0.28	-	-	3.80	3.84	7.64	24.00	-16.36

Table 174 - Maximum Conducted (average) Output Power Results

Test Configuration			
Frequency Range:	5.925-6.425 GHz 6.425-6.525 GHz 6.525-6.875 GHz 6.875-7.125 GHz	Band:	U-NII-5 U-NII-6 U-NII-7 U-NII-8
Limit Clause(s):	15.407(a)(8) RSS-248	Test Method(s):	C63.10 12.4.3.2
Additional Reference(s):	662911 D01 v02r01 F)2)d)(ii), 662911 D01 v02r01 E)1)		

DUT Configuration			
Mode:	802.11ax HE40 SU LPI	Duty Cycle (%):	92.3
Modulation Coding Scheme:	MCS2x2	DCCF (dB):	-
Antenna Configuration:	MIMO SDM	Peak Antenna Gain (dBi):	4.55
Active Port(s):	A+B (Core 0 + Core 1)	Active Chain(s):	0+1

Test Frequency (MHz)	Maximum Conducted Output Power (dBm)					Gain (dBi)	EIRP (dBm)	EIRP Limit (dBm)	EIRP Margin (dB)
	A	B	C	D	∑				
5965	4.19	3.82	-	-	7.02	3.93	10.95	24.00	-13.05
6165	4.70	4.22	-	-	7.48	3.39	10.87	24.00	-13.13
6405	3.72	3.36	-	-	6.56	4.52	11.08	24.00	-12.92
6445	3.42	2.97	-	-	6.21	4.55	10.76	24.00	-13.24
6485	3.58	3.28	-	-	6.44	4.55	10.99	24.00	-13.01
6525	3.62	3.44	-	-	6.54	4.55	11.09	24.00	-12.91
6565	4.22	4.37	-	-	7.31	3.90	11.21	24.00	-12.79
6685	4.26	4.22	-	-	7.25	3.90	11.15	24.00	-12.85
6845	4.21	3.79	-	-	7.02	3.90	10.92	24.00	-13.08
6885	4.45	3.82	-	-	7.16	4.11	11.27	24.00	-12.73
6925	4.44	3.71	-	-	7.10	3.84	10.95	24.00	-13.05
7005	4.34	3.56	-	-	6.97	3.84	10.82	24.00	-13.18
7085	4.50	3.39	-	-	6.99	3.84	10.83	24.00	-13.17

Table 175 - Maximum Conducted (average) Output Power Results

Test Configuration			
Frequency Range:	5.925-6.425 GHz 6.425-6.525 GHz 6.525-6.875 GHz 6.875-7.125 GHz	Band:	U-NII-5 U-NII-6 U-NII-7 U-NII-8
Limit Clause(s):	15.407(a)(8) RSS-248	Test Method(s):	C63.10 12.4.3.2
Additional Reference(s):	662911 D01 v02r01 F)2)d)(ii), 662911 D01 v02r01 E)1)		

DUT Configuration			
Mode:	802.11ax HE80 SU LPI	Duty Cycle (%):	92.7
Modulation Coding Scheme:	MCS2x2	DCCF (dB):	-
Antenna Configuration:	MIMO SDM	Peak Antenna Gain (dBi):	4.55
Active Port(s):	A+B (Core 0 + Core 1)	Active Chain(s):	0+1

Test Frequency (MHz)	Maximum Conducted Output Power (dBm)					Gain (dBi)	EIRP (dBm)	EIRP Limit (dBm)	EIRP Margin (dB)
	A	B	C	D	∑				
5985	7.29	7.13	-	-	10.22	3.93	14.15	24.00	-9.85
6145	7.88	7.43	-	-	10.67	3.39	14.06	24.00	-9.94
6385	6.71	5.98	-	-	9.37	4.52	13.89	24.00	-10.11
6465	6.48	5.98	-	-	9.25	4.55	13.80	24.00	-10.20
6545	6.56	5.80	-	-	9.21	4.55	13.76	24.00	-10.24
6625	6.98	7.20	-	-	10.10	3.90	14.00	24.00	-10.00
6705	7.36	6.96	-	-	10.17	3.90	14.07	24.00	-9.93
6785	7.19	6.85	-	-	10.03	3.90	13.93	24.00	-10.07
6865	7.36	6.75	-	-	10.08	3.90	13.98	24.00	-10.02
6945	7.32	6.30	-	-	9.85	3.84	13.69	24.00	-10.31
7025	7.40	6.05	-	-	9.79	3.84	13.63	24.00	-10.37

Table 176 - Maximum Conducted (average) Output Power Results

Test Configuration			
Frequency Range:	5.925-6.425 GHz 6.425-6.525 GHz 6.525-6.875 GHz 6.875-7.125 GHz	Band:	U-NII-5 U-NII-6 U-NII-7 U-NII-8
Limit Clause(s):	15.407(a)(8) RSS-248	Test Method(s):	C63.10 12.4.3.2
Additional Reference(s):	662911 D01 v02r01 F)2)d)(ii), 662911 D01 v02r01 E)1)		

DUT Configuration			
Mode:	802.11ax HE160 SU LPI	Duty Cycle (%):	89.0
Modulation Coding Scheme:	MCS2x2	DCCF (dB):	-
Antenna Configuration:	MIMO SDM	Peak Antenna Gain (dBi):	4.55
Active Port(s):	A+B (Core 0 + Core 1)	Active Chain(s):	0+1

Test Frequency (MHz)	Maximum Conducted Output Power (dBm)					Gain (dBi)	EIRP (dBm)	EIRP Limit (dBm)	EIRP Margin (dB)
	A	B	C	D	∑				
6025	10.22	10.17	-	-	13.21	3.93	17.13	24.00	-6.87
6185	10.76	10.69	-	-	13.74	3.39	17.13	24.00	-6.87
6345	9.79	9.11	-	-	12.47	4.52	17.00	24.00	-7.00
6505	9.41	9.11	-	-	12.27	4.55	16.82	24.00	-7.18
6665	10.06	10.19	-	-	13.14	3.90	17.04	24.00	-6.96
6825	10.24	9.99	-	-	13.13	3.90	17.03	24.00	-6.97
6985	10.27	9.37	-	-	12.86	3.84	16.70	24.00	-7.30

Table 177 - Maximum Conducted (average) Output Power Results

Test Configuration			
Frequency Range:	5.925-6.425 GHz 6.425-6.525 GHz 6.525-6.875 GHz 6.875-7.125 GHz	Band:	U-NII-5 U-NII-6 U-NII-7 U-NII-8
Limit Clause(s):	15.407(a)(8) RSS-248	Test Method(s):	C63.10 12.4.3.2
Additional Reference(s):	662911 D01 v02r01 F)2)d)(ii), 662911 D01 v02r01 E)1)		

DUT Configuration			
Mode:	802.11ax HE20 RU26 LPI	Duty Cycle (%):	96.0
Modulation Coding Scheme:	MCS2x2	DCCF (dB):	-
Antenna Configuration:	MIMO SDM	Peak Antenna Gain (dBi):	4.55
Active Port(s):	A+B (Core 0 + Core 1)	Active Chain(s):	0+1

Test Frequency (MHz)	Maximum Conducted Output Power (dBm)					Gain (dBi)	EIRP (dBm)	EIRP Limit (dBm)	EIRP Margin (dB)
	A	B	C	D	∑				
5955 (RU26.0)	-7.27	-7.53	-	-	-4.39	3.93	-0.46	24.00	-24.46
6175 (RU26.0)	-7.00	-6.64	-	-	-3.80	3.39	-0.41	24.00	-24.41
6415 (RU26.8)	-7.60	-8.45	-	-	-4.99	4.52	-0.47	24.00	-24.47
6435 (RU26.0)	-7.92	-8.59	-	-	-5.23	4.55	-0.68	24.00	-24.68
6475 (RU26.0)	-8.08	-8.65	-	-	-5.35	4.55	-0.80	24.00	-24.80
6515 (RU26.8)	-7.89	-8.57	-	-	-5.20	4.55	-0.65	24.00	-24.65
6535 (RU26.0)	-7.26	-7.76	-	-	-4.50	3.90	-0.59	24.00	-24.59
6695 (RU26.0)	-7.23	-7.69	-	-	-4.44	3.90	-0.54	24.00	-24.54
6855 (RU26.8)	-7.22	-7.91	-	-	-4.54	3.90	-0.64	24.00	-24.64
6875 (RU26.3)	-7.06	-8.03	-	-	-4.51	3.90	-0.60	24.00	-24.60
6875 (RU26.5)	-7.01	-7.93	-	-	-4.43	3.90	-0.53	24.00	-24.53
6895 (RU26.0)	-7.18	-7.90	-	-	-4.52	3.84	-0.67	24.00	-24.67
6995 (RU26.0)	-7.35	-8.68	-	-	-4.95	3.84	-1.11	24.00	-25.11
7095 (RU26.8)	-7.23	-9.23	-	-	-5.10	3.84	-1.26	24.00	-25.26

Table 178 - Maximum Conducted (average) Output Power Results

Test Configuration			
Frequency Range:	5.925-6.425 GHz 6.425-6.525 GHz 6.525-6.875 GHz 6.875-7.125 GHz	Band:	U-NII-5 U-NII-6 U-NII-7 U-NII-8
Limit Clause(s):	15.407(a)(8) RSS-248	Test Method(s):	C63.10 12.4.3.2
Additional Reference(s):	662911 D01 v02r01 F)2)d)(ii), 662911 D01 v02r01 E)1)		

DUT Configuration			
Mode:	802.11ax HE20 RU52 LPI	Duty Cycle (%):	97.0
Modulation Coding Scheme:	MCS2x2	DCCF (dB):	-
Antenna Configuration:	MIMO SDM	Peak Antenna Gain (dBi):	4.55
Active Port(s):	A+B (Core 0 + Core 1)	Active Chain(s):	0+1

Test Frequency (MHz)	Maximum Conducted Output Power (dBm)					Gain (dBi)	EIRP (dBm)	EIRP Limit (dBm)	EIRP Margin (dB)
	A	B	C	D	∑				
5955 (RU52.37)	-4.18	-4.32	-	-	-1.24	3.93	2.69	24.00	-21.31
6175 (RU52.37)	-4.24	-3.79	-	-	-1.00	3.39	2.39	24.00	-21.61
6415 (RU52.40)	-4.53	-5.31	-	-	-1.90	4.52	2.63	24.00	-21.37
6435 (RU52.37)	-5.08	-5.13	-	-	-2.09	4.55	2.46	24.00	-21.54
6475 (RU52.37)	-5.17	-5.64	-	-	-2.39	4.55	2.16	24.00	-21.84
6515 (RU52.40)	-5.32	-5.09	-	-	-2.19	4.55	2.36	24.00	-21.64
6535 (RU52.37)	-4.28	-4.83	-	-	-1.53	3.90	2.37	24.00	-21.63
6695 (RU52.37)	-4.32	-5.12	-	-	-1.69	3.90	2.21	24.00	-21.79
6855 (RU52.40)	-4.30	-5.19	-	-	-1.71	3.90	2.19	24.00	-21.81
6875 (RU52.38)	-4.08	-5.08	-	-	-1.54	3.90	2.36	24.00	-21.64
6875 (RU52.39)	-4.00	-5.20	-	-	-1.55	3.90	2.36	24.00	-21.64
6895 (RU52.37)	-4.02	-5.00	-	-	-1.47	3.84	2.37	24.00	-21.63
6995 (RU52.37)	-4.22	-5.80	-	-	-1.93	3.84	1.91	24.00	-22.09
7095 (RU52.40)	-4.33	-6.08	-	-	-2.11	3.84	1.73	24.00	-22.27

Table 179 - Maximum Conducted (average) Output Power Results

Test Configuration			
Frequency Range:	5.925-6.425 GHz 6.425-6.525 GHz 6.525-6.875 GHz 6.875-7.125 GHz	Band:	U-NII-5 U-NII-6 U-NII-7 U-NII-8
Limit Clause(s):	15.407(a)(8) RSS-248	Test Method(s):	C63.10 12.4.3.2
Additional Reference(s):	662911 D01 v02r01 F)2)d)(ii), 662911 D01 v02r01 E)1)		

DUT Configuration			
Mode:	802.11ax HE20 RU106 LPI	Duty Cycle (%):	97.9
Modulation Coding Scheme:	MCS2x2	DCCF (dB):	-
Antenna Configuration:	MIMO SDM	Peak Antenna Gain (dBi):	4.55
Active Port(s):	A+B (Core 0 + Core 1)	Active Chain(s):	0+1

Test Frequency (MHz)	Maximum Conducted Output Power (dBm)					Gain (dBi)	EIRP (dBm)	EIRP Limit (dBm)	EIRP Margin (dB)
	A	B	C	D	∑				
5955 (RU106.53)	-1.32	-1.97	-	-	1.38	3.93	5.31	24.00	-18.69
6175 (RU106.53)	-0.86	-0.77	-	-	2.20	3.39	5.59	24.00	-18.41
6415 (RU106.54)	-1.66	-2.15	-	-	1.11	4.52	5.63	24.00	-18.37
6435 (RU106.53)	-1.81	-2.91	-	-	0.69	4.55	5.24	24.00	-18.76
6475 (RU106.53)	-1.96	-2.95	-	-	0.58	4.55	5.13	24.00	-18.87
6515 (RU106.54)	-1.77	-2.54	-	-	0.87	4.55	5.42	24.00	-18.58
6535 (RU106.53)	-1.15	-1.91	-	-	1.49	3.90	5.39	24.00	-18.61
6695 (RU106.53)	-1.11	-2.05	-	-	1.46	3.90	5.36	24.00	-18.64
6855 (RU106.54)	-1.34	-2.25	-	-	1.24	3.90	5.14	24.00	-18.86
6875 (RU106.53)	-1.07	-2.16	-	-	1.43	3.90	5.33	24.00	-18.67
6875 (RU106.54)	-1.14	-2.22	-	-	1.36	3.90	5.27	24.00	-18.73
6895 (RU106.53)	-1.09	-2.15	-	-	1.42	3.84	5.26	24.00	-18.74
6995 (RU106.53)	-1.27	-2.97	-	-	0.97	3.84	4.81	24.00	-19.19
7095 (RU106.54)	-1.27	-3.32	-	-	0.84	3.84	4.68	24.00	-19.32

Table 180 - Maximum Conducted (average) Output Power Results

Test Configuration			
Frequency Range:	5.925-6.425 GHz 6.425-6.525 GHz 6.525-6.875 GHz	Band:	U-NII-5 U-NII-6 U-NII-7
Limit Clause(s):	15.407(a)(7) RSS-248	Test Method(s):	C63.10 12.4.3.2
Additional Reference(s):	662911 D01 v02r01 F)2)d)(ii), 662911 D01 v02r01 E)1)		

DUT Configuration			
Mode:	802.11ax HE20 SU SP	Duty Cycle (%):	93.4
Modulation Coding Scheme:	MCS2x2	DCCF (dB):	-
Antenna Configuration:	MIMO SDM	Peak Antenna Gain (dBi):	4.55
Active Port(s):	A+B (Core 0 + Core 1)	Active Chain(s):	0+1

Test Frequency (MHz)	Maximum Conducted Output Power (dBm)					Gain (dBi)	EIRP (dBm)	EIRP Limit (dBm)	EIRP Margin (dB)
	A	B	C	D	∑				
5955	19.44	19.09	-	-	22.28	3.93	26.21	30.00	-3.79
6175	19.92	19.09	-	-	22.53	3.39	25.93	30.00	-4.07
6415	18.85	18.43	-	-	21.65	4.52	26.17	30.00	-3.83
6435	18.50	18.26	-	-	21.39	4.55	25.94	30.00	-4.06
6475	18.63	18.48	-	-	21.56	4.55	26.11	30.00	-3.89
6515	18.60	18.52	-	-	21.57	4.55	26.12	30.00	-3.88
6535	19.31	19.37	-	-	22.35	3.90	26.25	30.00	-3.75
6695	19.27	19.14	-	-	22.22	3.90	26.12	30.00	-3.88
6855	19.47	18.90	-	-	22.20	3.90	26.10	30.00	-3.90

Table 181 - Maximum Conducted (average) Output Power Results

Test Configuration			
Frequency Range:	5.925-6.425 GHz 6.425-6.525 GHz 6.525-6.875 GHz	Band:	U-NII-5 U-NII-6 U-NII-7
Limit Clause(s):	15.407(a)(7) RSS-248	Test Method(s):	C63.10 12.4.3.2
Additional Reference(s):	662911 D01 v02r01 F)2)d)(ii), 662911 D01 v02r01 E)1)		

DUT Configuration			
Mode:	802.11ax HE40 SU SP	Duty Cycle (%):	93.2
Modulation Coding Scheme:	MCS2x2	DCCF (dB):	-
Antenna Configuration:	MIMO SDM	Peak Antenna Gain (dBi):	4.55
Active Port(s):	A+B (Core 0 + Core 1)	Active Chain(s):	0+1

Test Frequency (MHz)	Maximum Conducted Output Power (dBm)					Gain (dBi)	EIRP (dBm)	EIRP Limit (dBm)	EIRP Margin (dB)
	A	B	C	D	∑				
5965	20.66	20.08	-	-	23.39	3.93	27.32	30.00	-2.68
6165	21.28	20.60	-	-	23.96	3.39	27.36	30.00	-2.64
6405	21.26	20.59	-	-	23.95	4.52	28.47	30.00	-1.53
6445	20.91	20.48	-	-	23.71	4.55	28.26	30.00	-1.74
6485	21.04	20.70	-	-	23.88	4.55	28.43	30.00	-1.57
6525	21.01	20.72	-	-	23.88	4.55	28.43	30.00	-1.57
6565	21.02	21.15	-	-	24.10	3.90	28.00	30.00	-2.00
6685	21.38	21.32	-	-	24.36	3.90	28.26	30.00	-1.74
6845	21.35	20.76	-	-	24.08	3.90	27.98	30.00	-2.02

Table 182 - Maximum Conducted (average) Output Power Results

Test Configuration			
Frequency Range:	5.925-6.425 GHz 6.425-6.525 GHz 6.525-6.875 GHz	Band:	U-NII-5 U-NII-6 U-NII-7
Limit Clause(s):	15.407(a)(7) RSS-248	Test Method(s):	C63.10 12.4.3.2
Additional Reference(s):	662911 D01 v02r01 F)2)d)(ii), 662911 D01 v02r01 E)1)		

DUT Configuration			
Mode:	802.11ax HE80 SU SP	Duty Cycle (%):	92.8
Modulation Coding Scheme:	MCS2x2	DCCF (dB):	-
Antenna Configuration:	MIMO SDM	Peak Antenna Gain (dBi):	4.55
Active Port(s):	A+B (Core 0 + Core 1)	Active Chain(s):	0+1

Test Frequency (MHz)	Maximum Conducted Output Power (dBm)					Gain (dBi)	EIRP (dBm)	EIRP Limit (dBm)	EIRP Margin (dB)
	A	B	C	D	∑				
5985	20.78	20.56	-	-	23.68	3.93	27.61	30.00	-2.39
6145	21.38	21.21	-	-	24.31	3.39	27.70	30.00	-2.30
6385	21.29	20.74	-	-	24.04	4.52	28.56	30.00	-1.44
6465	20.96	20.74	-	-	23.86	4.55	28.41	30.00	-1.59
6545	21.02	20.82	-	-	23.93	4.55	28.48	30.00	-1.52
6625	21.18	21.09	-	-	24.14	3.90	28.05	30.00	-1.95
6705	21.30	20.92	-	-	24.13	3.90	28.03	30.00	-1.97
6785	21.36	20.95	-	-	24.17	3.90	28.07	30.00	-1.93

Table 183 - Maximum Conducted (average) Output Power Results

Test Configuration			
Frequency Range:	5.925-6.425 GHz 6.425-6.525 GHz 6.525-6.875 GHz	Band:	U-NII-5 U-NII-6 U-NII-7
Limit Clause(s):	15.407(a)(7) RSS-248	Test Method(s):	C63.10 12.4.3.2
Additional Reference(s):	662911 D01 v02r01 F)2)d)(ii), 662911 D01 v02r01 E)1)		

DUT Configuration			
Mode:	802.11ax HE160 SU SP	Duty Cycle (%):	89.0
Modulation Coding Scheme:	MCS2x2	DCCF (dB):	-
Antenna Configuration:	MIMO SDM	Peak Antenna Gain (dBi):	4.55
Active Port(s):	A+B (Core 0 + Core 1)	Active Chain(s):	0+1

Test Frequency (MHz)	Maximum Conducted Output Power (dBm)					Gain (dBi)	EIRP (dBm)	EIRP Limit (dBm)	EIRP Margin (dB)
	A	B	C	D	∑				
6025	19.34	19.25	-	-	22.30	3.93	26.23	30.00	-3.77
6185	19.44	19.48	-	-	22.47	3.39	25.87	30.00	-4.13
6345	19.38	18.98	-	-	22.20	4.52	26.72	30.00	-3.28
6505	18.84	18.59	-	-	21.73	4.55	26.28	30.00	-3.72
6665	18.78	18.75	-	-	21.78	3.90	25.68	30.00	-4.32

Table 184 - Maximum Conducted (average) Output Power Results

Test Configuration			
Frequency Range:	5.925-6.425 GHz 6.425-6.525 GHz 6.525-6.875 GHz	Band:	U-NII-5 U-NII-6 U-NII-7
Limit Clause(s):	15.407(a)(7) RSS-248	Test Method(s):	C63.10 12.4.3.2
Additional Reference(s):	662911 D01 v02r01 F)2)d)(ii), 662911 D01 v02r01 E)1)		

DUT Configuration			
Mode:	802.11ax HE20 RU26 SP	Duty Cycle (%):	97.1
Modulation Coding Scheme:	MCS2x2	DCCF (dB):	-
Antenna Configuration:	MIMO SDM	Peak Antenna Gain (dBi):	4.55
Active Port(s):	A+B (Core 0 + Core 1)	Active Chain(s):	0+1

Test Frequency (MHz)	Maximum Conducted Output Power (dBm)					Gain (dBi)	EIRP (dBm)	EIRP Limit (dBm)	EIRP Margin (dB)
	A	B	C	D	∑				
5955 (RU26.0)	10.23	10.33	-	-	13.29	3.93	17.22	30.00	-12.78
6175 (RU26.0)	10.79	10.55	-	-	13.68	3.39	17.08	30.00	-12.92
6415 (RU26.8)	9.81	9.66	-	-	12.74	4.52	17.27	30.00	-12.73
6435 (RU26.0)	9.59	9.57	-	-	12.59	4.55	17.14	30.00	-12.86
6475 (RU26.0)	9.50	9.65	-	-	12.59	4.55	17.14	30.00	-12.86
6515 (RU26.8)	9.32	9.47	-	-	12.41	4.55	16.96	30.00	-13.04
6535 (RU26.0)	10.43	10.41	-	-	13.43	3.90	17.33	30.00	-12.67
6695 (RU26.0)	10.32	10.47	-	-	13.41	3.90	17.31	30.00	-12.69
6855 (RU26.8)	10.45	9.94	-	-	13.21	3.90	17.12	30.00	-12.88

Table 185 - Maximum Conducted (average) Output Power Results

Test Configuration			
Frequency Range:	5.925-6.425 GHz 6.425-6.525 GHz 6.525-6.875 GHz	Band:	U-NII-5 U-NII-6 U-NII-7
Limit Clause(s):	15.407(a)(7) RSS-248	Test Method(s):	C63.10 12.4.3.2
Additional Reference(s):	662911 D01 v02r01 F)2)d)(ii), 662911 D01 v02r01 E)1)		

DUT Configuration			
Mode:	802.11ax HE20 RU52 SP	Duty Cycle (%):	96.9
Modulation Coding Scheme:	MCS2x2	DCCF (dB):	-
Antenna Configuration:	MIMO SDM	Peak Antenna Gain (dBi):	4.55
Active Port(s):	A+B (Core 0 + Core 1)	Active Chain(s):	0+1

Test Frequency (MHz)	Maximum Conducted Output Power (dBm)					Gain (dBi)	EIRP (dBm)	EIRP Limit (dBm)	EIRP Margin (dB)
	A	B	C	D	∑				
5955 (RU52.37)	13.38	13.39	-	-	16.39	3.93	20.32	30.00	-9.68
6175 (RU52.37)	13.79	13.65	-	-	16.73	3.39	20.13	30.00	-9.87
6415 (RU52.40)	12.52	12.84	-	-	15.69	4.52	20.21	30.00	-9.79
6435 (RU52.37)	12.51	12.52	-	-	15.52	4.55	20.08	30.00	-9.92
6475 (RU52.37)	12.39	12.58	-	-	15.50	4.55	20.05	30.00	-9.95
6515 (RU52.40)	12.17	12.54	-	-	15.37	4.55	19.92	30.00	-10.08
6535 (RU52.37)	13.40	13.31	-	-	16.36	3.90	20.27	30.00	-9.73
6695 (RU52.37)	13.26	13.32	-	-	16.30	3.90	20.20	30.00	-9.80
6855 (RU52.40)	13.26	13.10	-	-	16.19	3.90	20.09	30.00	-9.91

Table 186 - Maximum Conducted (average) Output Power Results

Test Configuration			
Frequency Range:	5.925-6.425 GHz 6.425-6.525 GHz 6.525-6.875 GHz	Band:	U-NII-5 U-NII-6 U-NII-7
Limit Clause(s):	15.407(a)(7) RSS-248	Test Method(s):	C63.10 12.4.3.2
Additional Reference(s):	662911 D01 v02r01 F)2)d)(ii), 662911 D01 v02r01 E)1)		

DUT Configuration			
Mode:	802.11ax HE20 RU106 SP	Duty Cycle (%):	97.8
Modulation Coding Scheme:	MCS2x2	DCCF (dB):	-
Antenna Configuration:	MIMO SDM	Peak Antenna Gain (dBi):	4.55
Active Port(s):	A+B (Core 0 + Core 1)	Active Chain(s):	0+1

Test Frequency (MHz)	Maximum Conducted Output Power (dBm)					Gain (dBi)	EIRP (dBm)	EIRP Limit (dBm)	EIRP Margin (dB)
	A	B	C	D	∑				
5955 (RU106.53)	16.37	15.81	-	-	19.11	3.93	23.04	30.00	-6.96
6175 (RU106.53)	16.86	16.49	-	-	19.69	3.39	23.08	30.00	-6.92
6415 (RU106.54)	15.94	15.92	-	-	18.94	4.52	23.46	30.00	-6.54
6435 (RU106.53)	15.52	15.47	-	-	18.50	4.55	23.05	30.00	-6.95
6475 (RU106.53)	15.44	15.33	-	-	18.40	4.55	22.95	30.00	-7.05
6515 (RU106.54)	15.52	15.69	-	-	18.62	4.55	23.17	30.00	-6.83
6535 (RU106.53)	16.38	16.49	-	-	19.45	3.90	23.35	30.00	-6.65
6695 (RU106.53)	16.38	16.07	-	-	19.24	3.90	23.14	30.00	-6.86
6855 (RU106.54)	16.46	15.88	-	-	19.19	3.90	23.09	30.00	-6.91

Table 187 - Maximum Conducted (average) Output Power Results

Test Configuration			
Frequency Range:	5.925-6.425 GHz 6.525-6.875 GHz	Band:	U-NII-5 U-NII-7
Limit Clause(s):	15.407(a)(9)	Test Method(s):	C63.10 12.4.3.2
Additional Reference(s):	662911 D01 v02r01 F)2)d)(ii), 662911 D01 v02r01 E)1)		

DUT Configuration			
Mode:	802.11ax HE20 SU VLP	Duty Cycle (%):	93.3
Modulation Coding Scheme:	MCS2x2	DCCF (dB):	-
Antenna Configuration:	MIMO SDM	Peak Antenna Gain (dBi):	4.52
Active Port(s):	A+B (Core 0 + Core 1)	Active Chain(s):	0+1

Test Frequency (MHz)	Maximum Conducted Output Power (dBm)					Gain (dBi)	EIRP (dBm)	EIRP Limit (dBm)	EIRP Margin (dB)
	A	B	C	D	∑				
6115	-1.76	-1.96	-	-	1.15	3.39	4.54	14.00	-9.46
6255	-1.83	-1.81	-	-	1.19	3.39	4.59	14.00	-9.41
6415	-2.66	-3.48	-	-	-0.04	4.52	4.48	14.00	-9.52
6535	-2.17	-2.87	-	-	0.50	3.90	4.40	14.00	-9.60
6695	-2.33	-2.68	-	-	0.50	3.90	4.41	14.00	-9.59
6855	-2.09	-2.34	-	-	0.80	3.90	4.70	14.00	-9.30

Table 188 - Maximum Conducted (average) Output Power Results

Test Configuration			
Frequency Range:	5.925-6.425 GHz 6.525-6.875 GHz	Band:	U-NII-5 U-NII-7
Limit Clause(s):	15.407(a)(9)	Test Method(s):	C63.10 12.4.3.2
Additional Reference(s):	662911 D01 v02r01 F)2)d)(ii), 662911 D01 v02r01 E)1)		

DUT Configuration			
Mode:	802.11ax HE40 SU VLP	Duty Cycle (%):	89.3
Modulation Coding Scheme:	MCS2x2	DCCF (dB):	-
Antenna Configuration:	MIMO SDM	Peak Antenna Gain (dBi):	4.52
Active Port(s):	A+B (Core 0 + Core 1)	Active Chain(s):	0+1

Test Frequency (MHz)	Maximum Conducted Output Power (dBm)					Gain (dBi)	EIRP (dBm)	EIRP Limit (dBm)	EIRP Margin (dB)
	A	B	C	D	∑				
6125	0.93	0.69	-	-	3.82	3.39	7.22	14.00	-6.78
6245	0.90	0.25	-	-	3.60	3.39	6.99	14.00	-7.01
6405	-0.11	-1.14	-	-	2.41	4.52	6.94	14.00	-7.06
6565	0.40	-0.19	-	-	3.12	3.90	7.03	14.00	-6.97
6725	0.43	0.11	-	-	3.28	3.90	7.18	14.00	-6.82
6845	0.21	-0.02	-	-	3.11	3.90	7.01	14.00	-6.99

Table 189 - Maximum Conducted (average) Output Power Results

Test Configuration			
Frequency Range:	5.925-6.425 GHz 6.525-6.875 GHz	Band:	U-NII-5 U-NII-7
Limit Clause(s):	15.407(a)(9)	Test Method(s):	C63.10 12.4.3.2
Additional Reference(s):	662911 D01 v02r01 F)2)d)(ii), 662911 D01 v02r01 E)1)		

DUT Configuration			
Mode:	802.11ax HE80 SU VLP	Duty Cycle (%):	92.8
Modulation Coding Scheme:	MCS2x2	DCCF (dB):	-
Antenna Configuration:	MIMO SDM	Peak Antenna Gain (dBi):	4.52
Active Port(s):	A+B (Core 0 + Core 1)	Active Chain(s):	0+1

Test Frequency (MHz)	Maximum Conducted Output Power (dBm)					Gain (dBi)	EIRP (dBm)	EIRP Limit (dBm)	EIRP Margin (dB)
	A	B	C	D	∑				
6145	3.86	3.82	-	-	6.85	3.39	10.24	14.00	-3.76
6225	3.89	3.06	-	-	6.51	3.39	9.90	14.00	-4.10
6385	2.87	2.23	-	-	5.57	4.52	10.09	14.00	-3.91
6625	3.24	2.83	-	-	6.05	3.90	9.95	14.00	-4.05
6705	3.22	3.09	-	-	6.17	3.90	10.07	14.00	-3.93
6785	3.40	3.03	-	-	6.23	3.90	10.13	14.00	-3.87

Table 190 - Maximum Conducted (average) Output Power Results

Test Configuration			
Frequency Range:	5.925-6.425 GHz 6.525-6.875 GHz	Band:	U-NII-5 U-NII-7
Limit Clause(s):	15.407(a)(9)	Test Method(s):	C63.10 12.4.3.2
Additional Reference(s):	662911 D01 v02r01 F)2)d)(ii), 662911 D01 v02r01 E)1)		

DUT Configuration			
Mode:	802.11ax HE160 SU VLP	Duty Cycle (%):	89.0
Modulation Coding Scheme:	MCS2x2	DCCF (dB):	-
Antenna Configuration:	MIMO SDM	Peak Antenna Gain (dBi):	4.52
Active Port(s):	A+B (Core 0 + Core 1)	Active Chain(s):	0+1

Test Frequency (MHz)	Maximum Conducted Output Power (dBm)					Gain (dBi)	EIRP (dBm)	EIRP Limit (dBm)	EIRP Margin (dB)
	A	B	C	D	∑				
6185	6.43	6.35	-	-	9.40	3.39	12.80	14.00	-1.20
6345	5.33	4.32	-	-	7.86	4.52	12.38	14.00	-1.62
6665	5.57	5.79	-	-	8.69	3.90	12.59	14.00	-1.41

Table 191 - Maximum Conducted (average) Output Power Results

TxBF:

Test Configuration			
Frequency Range:	5.925-6.425 GHz	Band:	U-NII-5
Limit Clause(s):	15.407(a)(8) RSS-248	Test Method(s):	C63.10 12.4.3.2
Additional Reference(s):	662911 D01 v02r01 F)2)d)(i), 662911 D01 v02r01 E)1)		

DUT Configuration			
Mode:	802.11ax HE40 SU LPI	Duty Cycle (%):	92.4
Modulation Coding Scheme:	MCS2x1	DCCF (dB):	-
Antenna Configuration:	TxBF	Peak Antenna Gain (dBi):	6.92
Active Port(s):	A+B (Core 0 + Core 1)	Active Chain(s):	0+1

Test Frequency (MHz)	Maximum Conducted Output Power (dBm)					Gain (dBi)	EIRP (dBm)	EIRP Limit (dBm)	EIRP Margin (dB)
	A	B	C	D	∑				
5965	1.37	0.21	-	-	3.83	6.92	10.75	24.00	-13.25
6085	1.40	1.35	-	-	4.39	6.92	11.31	24.00	-12.69
6245	1.41	1.69	-	-	4.56	6.36	10.92	24.00	-13.08

Table 192 - Maximum Conducted (average) Output Power Results

Test Configuration			
Frequency Range:	5.925-6.425 GHz	Band:	U-NII-5
Limit Clause(s):	15.407(a)(8) RSS-248	Test Method(s):	C63.10 12.4.3.2
Additional Reference(s):	662911 D01 v02r01 F)2)d)(i), 662911 D01 v02r01 E)1)		

DUT Configuration			
Mode:	802.11ax HE80 SU LPI	Duty Cycle (%):	92.4
Modulation Coding Scheme:	MCS2x1	DCCF (dB):	-
Antenna Configuration:	TxBF	Peak Antenna Gain (dBi):	7.42
Active Port(s):	A+B (Core 0 + Core 1)	Active Chain(s):	0+1

Test Frequency (MHz)	Maximum Conducted Output Power (dBm)					Gain (dBi)	EIRP (dBm)	EIRP Limit (dBm)	EIRP Margin (dB)
	A	B	C	D	∑				
5985	4.24	4.05	-	-	7.16	6.92	14.08	24.00	-9.92
6145	4.75	4.54	-	-	7.66	6.36	14.02	24.00	-9.98
6385	3.80	3.18	-	-	6.51	7.42	13.93	24.00	-10.07

Table 193 - Maximum Conducted (average) Output Power Results