TUV SUD Limited
Digitally signed by TUV SUD Limited
Date: 2024.10.08 17:19:52 +01'00'

Test Configuration			
Frequency Range:	6.425-6.525 GHz	Band:	U-NII-6
Limit Clause(s):	15.407(a)(8) RSS-248	Test Method(s):	C63.10 12.4.3.2
Additional Reference(s):	662911 D01 v02r01 F)2)d)(i), 662911 D01 v02r01 E)1)		

DUT Configuration			
Mode:	802.11ax HE80 SU LPI	Duty Cycle (%):	93.9
Modulation Coding Scheme:	MCS2x1	DCCF (dB):	-
Antenna Configuration:	TxBF	Peak Antenna Gain (dBi):	7.56
Active Port(s):	A+B (Core 0 + Core 1)	Active Chain(s):	0+1

Test Frequency (MHz)	Maximum Conducted Output Power (dBm)					Gain (dBi)	EIRP (dBm)	EIRP Limit (dBm)	EIRP Margin (dB)
	A	B	C	D	∑				
6465	3.51	3.19	-	-	6.36	7.56	13.92	24.00	-10.08

Table 194 - Maximum Conducted (average) Output Power Results

Test Configuration			
Frequency Range:	6.525-6.875 GHz	Band:	U-NII-7
Limit Clause(s):	15.407(a)(8) RSS-248	Test Method(s):	C63.10 12.4.3.2
Additional Reference(s):	662911 D01 v02r01 F)2)d)(i), 662911 D01 v02r01 E)1)		

DUT Configuration			
Mode:	802.11ax HE40 SU LPI	Duty Cycle (%):	91.2
Modulation Coding Scheme:	MCS2x1	DCCF (dB):	-
Antenna Configuration:	TxBF	Peak Antenna Gain (dBi):	6.91
Active Port(s):	A+B (Core 0 + Core 1)	Active Chain(s):	0+1

Test Frequency (MHz)	Maximum Conducted Output Power (dBm)					Gain (dBi)	EIRP (dBm)	EIRP Limit (dBm)	EIRP Margin (dB)
	A	B	C	D	∑				
6565	1.34	1.18	-	-	4.27	6.91	11.18	24.00	-12.82
6685	1.33	1.04	-	-	4.20	6.91	11.11	24.00	-12.89
6845	1.23	0.83	-	-	4.04	6.91	10.95	24.00	-13.05

Table 195 - Maximum Conducted (average) Output Power Results

Test Configuration			
Frequency Range:	6.525-6.875 GHz	Band:	U-NII-7
Limit Clause(s):	15.407(a)(8) RSS-248	Test Method(s):	C63.10 12.4.3.2
Additional Reference(s):	662911 D01 v02r01 F)2)d)(i), 662911 D01 v02r01 E)1)		

DUT Configuration			
Mode:	802.11ax HE80 SU LPI	Duty Cycle (%):	91.4
Modulation Coding Scheme:	MCS2x1	DCCF (dB):	-
Antenna Configuration:	TxBF	Peak Antenna Gain (dBi):	7.56
Active Port(s):	A+B (Core 0 + Core 1)	Active Chain(s):	0+1

Test Frequency (MHz)	Maximum Conducted Output Power (dBm)					Gain (dBi)	EIRP (dBm)	EIRP Limit (dBm)	EIRP Margin (dB)
	A	B	C	D	∑				
6545	3.59	3.35	-	-	6.48	7.56	14.04	24.00	-9.96
6625	4.13	4.25	-	-	7.20	6.91	14.11	24.00	-9.89
6705	4.24	4.25	-	-	7.26	6.91	14.17	24.00	-9.83
6785	4.15	4.17	-	-	7.17	6.91	14.08	24.00	-9.92
6865	4.45	4.39	-	-	7.43	6.91	14.34	24.00	-9.66

Table 196 - Maximum Conducted (average) Output Power Results

Test Configuration			
Frequency Range:	6.875-7.125 GHz	Band:	U-NII-8
Limit Clause(s):	15.407(a)(8) RSS-248	Test Method(s):	C63.10 12.4.3.2
Additional Reference(s):	662911 D01 v02r01 F)2)d)(i), 662911 D01 v02r01 E)1)		

DUT Configuration			
Mode:	802.11ax HE40 SU LPI	Duty Cycle (%):	90.7
Modulation Coding Scheme:	MCS2x1	DCCF (dB):	-
Antenna Configuration:	TxBF	Peak Antenna Gain (dBi):	7.12
Active Port(s):	A+B (Core 0 + Core 1)	Active Chain(s):	0+1

Test Frequency (MHz)	Maximum Conducted Output Power (dBm)					Gain (dBi)	EIRP (dBm)	EIRP Limit (dBm)	EIRP Margin (dB)
	A	B	C	D	∑				
6885	1.43	1.20	-	-	4.33	7.12	11.45	24.00	-12.55
6925	1.21	0.76	-	-	4.00	6.83	10.83	24.00	-13.17
7005	1.08	0.08	-	-	3.62	6.83	10.45	24.00	-13.55
7085	1.21	-1.63	-	-	3.03	6.83	9.86	24.00	-14.14

Table 197 - Maximum Conducted (average) Output Power Results

Test Configuration			
Frequency Range:	6.875-7.125 GHz	Band:	U-NII-8
Limit Clause(s):	15.407(a)(8) RSS-248	Test Method(s):	C63.10 12.4.3.2
Additional Reference(s):	662911 D01 v02r01 F)2)d)(i), 662911 D01 v02r01 E)1)		

DUT Configuration			
Mode:	802.11ax HE80 SU LPI	Duty Cycle (%):	94.3
Modulation Coding Scheme:	MCS2x1	DCCF (dB):	-
Antenna Configuration:	TxBF	Peak Antenna Gain (dBi):	6.83
Active Port(s):	A+B (Core 0 + Core 1)	Active Chain(s):	0+1

Test Frequency (MHz)	Maximum Conducted Output Power (dBm)					Gain (dBi)	EIRP (dBm)	EIRP Limit (dBm)	EIRP Margin (dB)
	A	B	C	D	∑				
6945	4.32	4.03	-	-	7.19	6.83	14.02	24.00	-9.98
7025	4.34	3.57	-	-	6.98	6.83	13.81	24.00	-10.19

Table 198 - Maximum Conducted (average) Output Power Results

Test Configuration			
Frequency Range:	5.925-6.425 GHz	Band:	U-NII-5
Limit Clause(s):	15.407(a)(7) RSS-248	Test Method(s):	C63.10 12.4.3.2
Additional Reference(s):	662911 D01 v02r01 F)2)d)(i), 662911 D01 v02r01 E)1)		

DUT Configuration			
Mode:	802.11ax HE20 SU SP	Duty Cycle (%):	94.5
Modulation Coding Scheme:	MCS2x1	DCCF (dB):	-
Antenna Configuration:	TxBF	Peak Antenna Gain (dBi):	7.42
Active Port(s):	A+B (Core 0 + Core 1)	Active Chain(s):	0+1

Test Frequency (MHz)	Maximum Conducted Output Power (dBm)					Gain (dBi)	EIRP (dBm)	EIRP Limit (dBm)	EIRP Margin (dB)
	A	B	C	D	∑				
5955	16.31	15.91	-	-	19.13	6.92	26.05	30.00	-3.95
6175	16.72	16.14	-	-	19.45	6.36	25.80	30.00	-4.20
6415	15.92	15.39	-	-	18.67	7.42	26.10	30.00	-3.90

Table 199 - Maximum Conducted (average) Output Power Results

Test Configuration			
Frequency Range:	5.925-6.425 GHz	Band:	U-NII-5
Limit Clause(s):	15.407(a)(7) RSS-248	Test Method(s):	C63.10 12.4.3.2
Additional Reference(s):	662911 D01 v02r01 F)2)d)(i), 662911 D01 v02r01 E)1)		

DUT Configuration			
Mode:	802.11ax HE40 SU SP	Duty Cycle (%):	93.9
Modulation Coding Scheme:	MCS2x1	DCCF (dB):	-
Antenna Configuration:	TxBF	Peak Antenna Gain (dBi):	7.42
Active Port(s):	A+B (Core 0 + Core 1)	Active Chain(s):	0+1

Test Frequency (MHz)	Maximum Conducted Output Power (dBm)					Gain (dBi)	EIRP (dBm)	EIRP Limit (dBm)	EIRP Margin (dB)
	A	B	C	D	∑				
5965	18.66	18.52	-	-	21.60	6.92	28.53	30.00	-1.47
6165	19.30	19.01	-	-	22.17	6.36	28.52	30.00	-1.48
6405	18.28	17.64	-	-	20.98	7.42	28.40	30.00	-1.60

Table 200 - Maximum Conducted (average) Output Power Results

Test Configuration			
Frequency Range:	5.925-6.425 GHz	Band:	U-NII-5
Limit Clause(s):	15.407(a)(7) RSS-248	Test Method(s):	C63.10 12.4.3.2
Additional Reference(s):	662911 D01 v02r01 F)2)d)(i), 662911 D01 v02r01 E)1)		

DUT Configuration			
Mode:	802.11ax HE80 SU SP	Duty Cycle (%):	93.9
Modulation Coding Scheme:	MCS2x1	DCCF (dB):	-
Antenna Configuration:	TxBF	Peak Antenna Gain (dBi):	7.42
Active Port(s):	A+B (Core 0 + Core 1)	Active Chain(s):	0+1

Test Frequency (MHz)	Maximum Conducted Output Power (dBm)					Gain (dBi)	EIRP (dBm)	EIRP Limit (dBm)	EIRP Margin (dB)
	A	B	C	D	∑				
5985	18.54	18.28	-	-	21.42	6.92	28.35	30.00	-1.65
6145	19.25	19.03	-	-	22.15	6.36	28.51	30.00	-1.49
6385	18.16	17.49	-	-	20.85	7.42	28.27	30.00	-1.73

Table 201 - Maximum Conducted (average) Output Power Results

Test Configuration			
Frequency Range:	6.425-6.525 GHz	Band:	U-NII-6
Limit Clause(s):	15.407(a)(7) RSS-248	Test Method(s):	C63.10 12.4.3.2
Additional Reference(s):	662911 D01 v02r01 F)2)d)(i), 662911 D01 v02r01 E)1)		

DUT Configuration			
Mode:	802.11ax HE20 SU SP	Duty Cycle (%):	93.8
Modulation Coding Scheme:	MCS2x1	DCCF (dB):	-
Antenna Configuration:	TxBF	Peak Antenna Gain (dBi):	7.56
Active Port(s):	A+B (Core 0 + Core 1)	Active Chain(s):	0+1

Test Frequency (MHz)	Maximum Conducted Output Power (dBm)					Gain (dBi)	EIRP (dBm)	EIRP Limit (dBm)	EIRP Margin (dB)
	A	B	C	D	∑				
6435	15.67	15.00	-	-	18.36	7.56	25.92	30.00	-4.08
6475	15.67	15.03	-	-	18.37	7.56	25.93	30.00	-4.07
6515	15.59	15.59	-	-	18.60	7.56	26.16	30.00	-3.84

Table 202 - Maximum Conducted (average) Output Power Results

Test Configuration			
Frequency Range:	6.425-6.525 GHz	Band:	U-NII-6
Limit Clause(s):	15.407(a)(7) RSS-248	Test Method(s):	C63.10 12.4.3.2
Additional Reference(s):	662911 D01 v02r01 F)2)d)(i), 662911 D01 v02r01 E)1)		

DUT Configuration			
Mode:	802.11ax HE40 SU SP	Duty Cycle (%):	93.1
Modulation Coding Scheme:	MCS2x1	DCCF (dB):	-
Antenna Configuration:	TxBF	Peak Antenna Gain (dBi):	7.56
Active Port(s):	A+B (Core 0 + Core 1)	Active Chain(s):	0+1

Test Frequency (MHz)	Maximum Conducted Output Power (dBm)					Gain (dBi)	EIRP (dBm)	EIRP Limit (dBm)	EIRP Margin (dB)
	A	B	C	D	∑				
6445	17.96	17.44	-	-	20.72	7.56	28.28	30.00	-1.72
6485	17.93	17.51	-	-	20.74	7.56	28.30	30.00	-1.70
6525	18.10	17.72	-	-	20.92	7.56	28.48	30.00	-1.52

Table 203 - Maximum Conducted (average) Output Power Results

Test Configuration			
Frequency Range:	6.425-6.525 GHz	Band:	U-NII-6
Limit Clause(s):	15.407(a)(7) RSS-248	Test Method(s):	C63.10 12.4.3.2
Additional Reference(s):	662911 D01 v02r01 F)2)d)(i), 662911 D01 v02r01 E)1)		

DUT Configuration			
Mode:	802.11ax HE80 SU SP	Duty Cycle (%):	93.4
Modulation Coding Scheme:	MCS2x1	DCCF (dB):	-
Antenna Configuration:	TxBF	Peak Antenna Gain (dBi):	7.56
Active Port(s):	A+B (Core 0 + Core 1)	Active Chain(s):	0+1

Test Frequency (MHz)	Maximum Conducted Output Power (dBm)					Gain (dBi)	EIRP (dBm)	EIRP Limit (dBm)	EIRP Margin (dB)
	A	B	C	D	∑				
6465	18.12	17.76	-	-	20.96	7.56	28.52	30.00	-1.48
6545	17.91	17.67	-	-	20.81	7.56	28.37	30.00	-1.63

Table 204 - Maximum Conducted (average) Output Power Results

Test Configuration			
Frequency Range:	6.525-6.875 GHz	Band:	U-NII-7
Limit Clause(s):	15.407(a)(7) RSS-248	Test Method(s):	C63.10 12.4.3.2
Additional Reference(s):	662911 D01 v02r01 F)2)d)(i), 662911 D01 v02r01 E)1)		

DUT Configuration			
Mode:	802.11ax HE20 SU SP	Duty Cycle (%):	94.3
Modulation Coding Scheme:	MCS2x1	DCCF (dB):	-
Antenna Configuration:	TxBF	Peak Antenna Gain (dBi):	6.91
Active Port(s):	A+B (Core 0 + Core 1)	Active Chain(s):	0+1

Test Frequency (MHz)	Maximum Conducted Output Power (dBm)					Gain (dBi)	EIRP (dBm)	EIRP Limit (dBm)	EIRP Margin (dB)
	A	B	C	D	∑				
6535	16.34	16.11	-	-	19.23	6.91	26.14	30.00	-3.86
6695	16.31	16.47	-	-	19.40	6.91	26.31	30.00	-3.69
6855	16.19	15.97	-	-	19.09	6.91	26.00	30.00	-4.00

Table 205 - Maximum Conducted (average) Output Power Results

Test Configuration			
Frequency Range:	6.525-6.875 GHz	Band:	U-NII-7
Limit Clause(s):	15.407(a)(7) RSS-248	Test Method(s):	C63.10 12.4.3.2
Additional Reference(s):	662911 D01 v02r01 F)2)d)(i), 662911 D01 v02r01 E)1)		

DUT Configuration			
Mode:	802.11ax HE40 SU SP	Duty Cycle (%):	93.5
Modulation Coding Scheme:	MCS2x1	DCCF (dB):	-
Antenna Configuration:	TxBF	Peak Antenna Gain (dBi):	6.91
Active Port(s):	A+B (Core 0 + Core 1)	Active Chain(s):	0+1

Test Frequency (MHz)	Maximum Conducted Output Power (dBm)					Gain (dBi)	EIRP (dBm)	EIRP Limit (dBm)	EIRP Margin (dB)
	A	B	C	D	∑				
6565	18.67	18.52	-	-	21.61	6.91	28.52	30.00	-1.48
6685	18.61	18.77	-	-	21.70	6.91	28.61	30.00	-1.39
6845	18.85	18.32	-	-	21.60	6.91	28.51	30.00	-1.49

Table 206 - Maximum Conducted (average) Output Power Results

Test Configuration			
Frequency Range:	6.525-6.875 GHz	Band:	U-NII-7
Limit Clause(s):	15.407(a)(7) RSS-248	Test Method(s):	C63.10 12.4.3.2
Additional Reference(s):	662911 D01 v02r01 F)2)d)(i), 662911 D01 v02r01 E)1)		

DUT Configuration			
Mode:	802.11ax HE80 SU SP	Duty Cycle (%):	93.6
Modulation Coding Scheme:	MCS2x1	DCCF (dB):	-
Antenna Configuration:	TxBF	Peak Antenna Gain (dBi):	6.91
Active Port(s):	A+B (Core 0 + Core 1)	Active Chain(s):	0+1

Test Frequency (MHz)	Maximum Conducted Output Power (dBm)					Gain (dBi)	EIRP (dBm)	EIRP Limit (dBm)	EIRP Margin (dB)
	A	B	C	D	∑				
6625	18.81	18.83	-	-	21.83	6.91	28.74	30.00	-1.26
6705	18.80	18.77	-	-	21.80	6.91	28.71	30.00	-1.29
6785	18.71	18.62	-	-	21.68	6.91	28.59	30.00	-1.41

Table 207 - Maximum Conducted (average) Output Power Results

FCC 47 CFR Part 15E, Limit Clause 15.407(a)(7)

For client devices, except for fixed client devices as defined in this subpart, operating under the control of a standard power access point in 5.925-6.425 GHz and 6.525-6.875 GHz bands, the maximum power spectral density must not exceed 17 dBm e.i.r.p. in any 1-megahertz band, and the maximum e.i.r.p. over the frequency band of operation must not exceed 30 dBm and the device must limit its power to no more than 6 dB below its associated standard power access point's authorized transmit power.

ISED RSS-248, Limit Clause 4.5.5

The following limits shall apply to standard client devices:

a) the maximum e.i.r.p. spectral density shall not exceed 17 dBm/MHz
b) the maximum e.i.r.p. over the 5925-6875 MHz frequency band shall not exceed 30 dBm and
c) the maximum power limits shall remain at least 6 dB below the power levels authorized for the associated standard-power access point

FCC 47 CFR Part 15E, Limit Clause 15.407(a)(8)

For client devices operating under the control of an indoor access point in the 5.925–7.125 GHz bands, the maximum power spectral density must not exceed -1 dBm e.i.r.p. in any 1-megahertz band, and the maximum e.i.r.p. over the frequency band of operation must not exceed 24 dBm.

ISED RSS-248, Limit Clause 4.5.3

The following limits shall apply to low-power client devices.

a) the maximum e.i.r.p. spectral density shall not exceed –1 dBm/MHz; and
b) the maximum e.i.r.p. over the 5925-7125 MHz frequency band shall not exceed 24 dBm.

2.4.7 Test Location and Test Equipment Used

This test was carried out in RF Chamber 18.

Instrument	Manufacturer	Type No.	TE No.	Calibration Period (months)	Calibration Expiry Date
Hygrometer	Rotronic	I-1000	3068	12	07-Nov-2024
1800-6000 MHz Power Splitter	Mini-Circuits	ZN2PD-63-S+	4055	-	O/P Mon
AC Programmable Power Supply	iTech	IT7324	5225	-	O/P Mon
Attenuator 5W 30dB DC-18GHz	Aaren	AT40A-4041-D18-30	5505	12	22-Feb-2025
2-Way Power Divider (2-8 GHz)	Aaren	AT30A-TE0208-2-AF	5685	12	02-Jan-2025
USB Power Sensor	Boonton	RTP5008	5820	12	07-Feb-2025
USB Power Sensor	Boonton	RTP5008	5821	12	07-Feb-2025
Digital Multimeter	Fluke	115	6145	12	06-Jun-2025
Cable (SMA to SMA 1m)	Junkosha	MWX221/B	6305	12	20-May-2025
Signal Conditioning Unit	TUV SUD	SPECTRUM_SCU001	6426	12	07-Feb-2025
Directional Coupler 2-8GHz	RF-Lambda	RFDC2G8G10	6447	-	O/P Mon
Directional Coupler 2-8GHz	RF-Lambda	RFDC2G8G10	6448	-	O/P Mon
Signal Conditioning Unit	TUV SUD	SPECTRUM_SCU001	6517	12	22-Feb-2025
SCU Cable Assembly	TUV SUD	SPECTRUM_SCU_CA	6527	12	05-Mar-2025
USB Wideband Power Sensor	Boonton	RTP5008	6585	12	20-Feb-2025
USB Wideband Power Sensor	Boonton	RTP5008	6586	12	20-Feb-2025
AC Programmable Power Supply	iTech	IT7324	6665	-	O/P Mon
SCU Cable Assembly	TUV SUD	SPECTRUM_SCU_CA	6752	12	06-Feb-2025
SCU Cable Assembly	TUV SUD	SPECTRUM_SCU_CA	6753	12	06-Feb-2025

Table 208

O/P Mon - Output Monitored using calibrated equipment

2.5 Maximum Conducted Power Spectral Density

2.5.1 Specification Reference

FCC 47 CFR Part 15E, Clause 15.407 (a)
ISED RSS-248, Clause 4.5

2.5.2 Equipment Under Test and Modification State

A3137, S/N: H6D001F73D - Modification State 0
A3137, S/N: MHCWWV5343 - Modification State 0
A3137, S/N: G5022YM6RR - Modification State 0

2.5.3 Date of Test

24-June-2024 to 19-September-2024

2.5.4 Test Method

The test was performed in accordance with KDB 789033, clause F.

Where the EUT duty cycle was < 98 % and repeatable within ± 2 %, the spectrum analyser was set to trace (power) averaging and a duty cycle correction was added as calculated in the result tables below (Method SA-2). Where the duty cycle was ≥ 98 % the spectrum analyser was set to trace (power) averaging and no duty cycle correction made (Method SA-1). In all other cases the spectrum analyser trace was set to max hold (Method SA-3).

The output power was verified as being the same from each transmit core (within negligible tolerances), but the antenna gains were not identical. Therefore, the modes reported for SISO or 2TX MIMO operation are those giving the highest EIRP and/or lowest conducted limit based on the combination of antennas giving highest total directional gain.

MIMO output port summing was performed in accordance with KDB 662911 D01:

For the CDD results the Directional Gain was calculated in accordance with the equation given in clause F)2)f)(ii) summed for a single spatial stream.

For SDM modes Directional Gain was calculated in accordance with clause F)2)d)(ii).

For transmit beamforming (TxBF) mode it was calculated in accordance with clause F)2)d)(i).

2.5.5 Environmental Conditions

Ambient Temperature	21.5 - 23.6 °C
Relative Humidity	48.5 - 62.3 %

2.5.6 Test Results

6 GHz WLAN

SISO

Test Configuration			
Frequency Range:	5.925-6.425 GHz 6.425-6.525 GHz 6.525-6.875 GHz 6.875-7.125 GHz	Band:	U-NII-5 U-NII-6 U-NII-7 U-NII-8
Limit Clause(s):	15.407(a)(8) RSS-248	Test Method(s):	C63.10 12.4.2.4 C63.10 12.6
Additional Reference(s):	-		
Note(s):	DCCF was added to the spectrum analyser reference level offset.		

DUT Configuration			
Mode:	802.11a LPI	Duty Cycle (%):	97.6
Data Rate:	12 Mbps	DCCF (dB):	0.10
Antenna Configuration:	SISO	Peak Antenna Gain (dBi):	5.70
Active Port(s):	B (Core 1)	Active Chain(s):	1

Test Frequency (MHz)	PSD (dBm / MHz)					Gain (dBi)	EIRP (dBm)	EIRP Limit (dBm)	EIRP Margin (dB)
	A	B	C	D	∑				
5955	-	-6.77	-	-	-6.77	4.40	-2.37	-1.00	-1.37
6175	-	-6.70	-	-	-6.70	4.20	-2.50	-1.00	-1.50
6415	-	-8.00	-	-	-8.00	5.70	-2.30	-1.00	-1.30
6435	-	-7.17	-	-	-7.17	4.60	-2.57	-1.00	-1.57
6475	-	-7.15	-	-	-7.15	4.60	-2.55	-1.00	-1.55
6515	-	-7.18	-	-	-7.18	4.60	-2.58	-1.00	-1.58
6535	-	-6.98	-	-	-6.98	4.00	-2.98	-1.00	-1.98
6695	-	-6.67	-	-	-6.67	4.00	-2.67	-1.00	-1.67
6855	-	-6.79	-	-	-6.79	4.00	-2.79	-1.00	-1.79
6875	-	-7.37	-	-	-7.37	4.00	-3.37	-1.00	-2.37
6895	-	-7.23	-	-	-7.23	4.40	-2.83	-1.00	-1.83
6995	-	-6.58	-	-	-6.58	4.40	-2.18	-1.00	-1.18
7115	-	-9.68	-	-	-9.68	4.40	-5.28	-1.00	-4.28

Table 209 - Maximum Power Spectral Density Results

Test Configuration			
Frequency Range:	5.925-6.425 GHz 6.425-6.525 GHz 6.525-6.875 GHz 6.875-7.125 GHz	Band:	U-NII-5 U-NII-6 U-NII-7 U-NII-8
Limit Clause(s):	15.407(a)(8) RSS-248	Test Method(s):	C63.10 12.4.2.4 C63.10 12.6
Additional Reference(s):	-		
Note(s):	DCCF was added to the spectrum analyser reference level offset.		

DUT Configuration			
Mode:	802.11ax HE20 SU LPI	Duty Cycle (%):	95.9
Modulation Coding Scheme:	MCS2x1	DCCF (dB):	0.18
Antenna Configuration:	SISO	Peak Antenna Gain (dBi):	5.70
Active Port(s):	B (Core 1)	Active Chain(s):	1

Test Frequency (MHz)	PSD (dBm / MHz)					Gain (dBi)	EIRP (dBm)	EIRP Limit (dBm)	EIRP Margin (dB)
	A	B	C	D	∑				
5955	-	-7.01	-	-	-7.01	4.40	-2.61	-1.00	-1.61
6175	-	-7.19	-	-	-7.19	4.20	-2.99	-1.00	-1.99
6415	-	-8.85	-	-	-8.85	5.70	-3.15	-1.00	-2.15
6435	-	-7.37	-	-	-7.37	4.60	-2.77	-1.00	-1.77
6475	-	-7.39	-	-	-7.39	4.60	-2.79	-1.00	-1.79
6515	-	-7.77	-	-	-7.77	4.60	-3.17	-1.00	-2.17
6535	-	-7.43	-	-	-7.43	4.00	-3.43	-1.00	-2.43
6695	-	-7.33	-	-	-7.33	4.00	-3.33	-1.00	-2.33
6855	-	-7.34	-	-	-7.34	4.00	-3.34	-1.00	-2.34
6875	-	-7.73	-	-	-7.73	4.00	-3.73	-1.00	-2.73
6895	-	-7.41	-	-	-7.41	4.40	-3.01	-1.00	-2.01
6995	-	-7.29	-	-	-7.29	4.40	-2.89	-1.00	-1.89
7095	-	-7.28	-	-	-7.28	4.40	-2.88	-1.00	-1.88

Table 210 - Maximum Power Spectral Density Results

Test Configuration			
Frequency Range:	5.925-6.425 GHz 6.425-6.525 GHz 6.525-6.875 GHz 6.875-7.125 GHz	Band:	U-NII-5 U-NII-6 U-NII-7 U-NII-8
Limit Clause(s):	15.407(a)(8) RSS-248	Test Method(s):	C63.10 12.4.2.4 C63.10 12.6
Additional Reference(s):	-		
Note(s):	DCCF was added to the spectrum analyser reference level offset.		

DUT Configuration			
Mode:	802.11ax HE40 SU LPI	Duty Cycle (%):	95.7
Modulation Coding Scheme:	MCS2x1	DCCF (dB):	0.19
Antenna Configuration:	SISO	Peak Antenna Gain (dBi):	5.70
Active Port(s):	B (Core 1)	Active Chain(s):	1

Test Frequency (MHz)	PSD (dBm / MHz)					Gain (dBi)	EIRP (dBm)	EIRP Limit (dBm)	EIRP Margin (dB)
	A	B	C	D	∑				
5965	-	-7.66	-	-	-7.66	4.40	-3.26	-1.00	-2.26
6165	-	-7.55	-	-	-7.55	4.20	-3.35	-1.00	-2.35
6405	-	-8.61	-	-	-8.61	5.70	-2.91	-1.00	-1.91
6445	-	-8.03	-	-	-8.03	4.60	-3.43	-1.00	-2.43
6485	-	-8.21	-	-	-8.21	4.60	-3.61	-1.00	-2.61
6525	-	-8.18	-	-	-8.18	4.60	-3.58	-1.00	-2.58
6565	-	-7.85	-	-	-7.85	4.00	-3.85	-1.00	-2.85
6685	-	-7.72	-	-	-7.72	4.00	-3.72	-1.00	-2.72
6845	-	-7.88	-	-	-7.88	4.00	-3.88	-1.00	-2.88
6885	-	-8.13	-	-	-8.13	4.40	-3.73	-1.00	-2.73
6925	-	-7.89	-	-	-7.89	4.40	-3.49	-1.00	-2.49
7005	-	-7.83	-	-	-7.83	4.40	-3.43	-1.00	-2.43
7085	-	-7.96	-	-	-7.96	4.40	-3.56	-1.00	-2.56

Table 211 - Maximum Power Spectral Density Results

Test Configuration			
Frequency Range:	5.925-6.425 GHz 6.425-6.525 GHz 6.525-6.875 GHz 6.875-7.125 GHz	Band:	U-NII-5 U-NII-6 U-NII-7 U-NII-8
Limit Clause(s):	15.407(a)(8) RSS-248	Test Method(s):	C63.10 12.4.2.4 C63.10 12.6
Additional Reference(s):	-		
Note(s):	DCCF was added to the spectrum analyser reference level offset.		

DUT Configuration			
Mode:	802.11ax HE80 SU LPI	Duty Cycle (%):	95.5
Modulation Coding Scheme:	MCS2x1	DCCF (dB):	0.20
Antenna Configuration:	SISO	Peak Antenna Gain (dBi):	5.70
Active Port(s):	B (Core 1)	Active Chain(s):	1

Test Frequency (MHz)	PSD (dBm / MHz)					Gain (dBi)	EIRP (dBm)	EIRP Limit (dBm)	EIRP Margin (dB)
	A	B	C	D	∑				
5985	-	-7.60	-	-	-7.60	4.40	-3.20	-1.00	-2.20
6145	-	-7.35	-	-	-7.35	4.20	-3.15	-1.00	-2.15
6385	-	-8.84	-	-	-8.84	5.70	-3.14	-1.00	-2.14
6465	-	-8.03	-	-	-8.03	4.60	-3.43	-1.00	-2.43
6545	-	-7.60	-	-	-7.60	4.60	-3.00	-1.00	-2.00
6625	-	-7.96	-	-	-7.96	4.00	-3.96	-1.00	-2.96
6705	-	-7.32	-	-	-7.32	4.00	-3.32	-1.00	-2.32
6785	-	-7.35	-	-	-7.35	4.00	-3.35	-1.00	-2.35
6865	-	-7.56	-	-	-7.56	4.00	-3.56	-1.00	-2.56
6945	-	-7.77	-	-	-7.77	4.40	-3.37	-1.00	-2.37
7025	-	-7.21	-	-	-7.21	4.40	-2.81	-1.00	-1.81

Table 212 - Maximum Power Spectral Density Results

Test Configuration			
Frequency Range:	5.925-6.425 GHz 6.425-6.525 GHz 6.525-6.875 GHz 6.875-7.125 GHz	Band:	U-NII-5 U-NII-6 U-NII-7 U-NII-8
Limit Clause(s):	15.407(a)(8) RSS-248	Test Method(s):	C63.10 12.4.2.4 C63.10 12.6
Additional Reference(s):	-		
Note(s):	DCCF was added to the spectrum analyser reference level offset.		

DUT Configuration			
Mode:	802.11ax HE160 SU LPI	Duty Cycle (%):	92.7
Modulation Coding Scheme:	MCS2x1	DCCF (dB):	0.33
Antenna Configuration:	SISO	Peak Antenna Gain (dBi):	5.70
Active Port(s):	B (Core 1)	Active Chain(s):	1

Test Frequency (MHz)	PSD (dBm / MHz)					Gain (dBi)	EIRP (dBm)	EIRP Limit (dBm)	EIRP Margin (dB)
	A	B	C	D	∑				
6025	-	-6.56	-	-	-6.56	4.40	-2.16	-1.00	-1.16
6185	-	-6.68	-	-	-6.68	4.20	-2.48	-1.00	-1.48
6345	-	-7.97	-	-	-7.97	5.70	-2.27	-1.00	-1.27
6505	-	-7.68	-	-	-7.68	4.60	-3.08	-1.00	-2.08
6665	-	-6.99	-	-	-6.99	4.00	-2.99	-1.00	-1.99
6825	-	-7.38	-	-	-7.38	4.00	-3.38	-1.00	-2.38
6985	-	-6.91	-	-	-6.91	4.40	-2.51	-1.00	-1.51

Table 213 - Maximum Power Spectral Density Results

Test Configuration			
Frequency Range:	5.925-6.425 GHz 6.425-6.525 GHz 6.525-6.875 GHz 6.875-7.125 GHz	Band:	U-NII-5 U-NII-6 U-NII-7 U-NII-8
Limit Clause(s):	15.407(a)(8) RSS-248	Test Method(s):	C63.10 12.4.2.4 C63.10 12.6
Additional Reference(s):	-		
Note(s):	DCCF was added to the spectrum analyser reference level offset.		

DUT Configuration			
Mode:	802.11ax HE20 RU26 LPI	Duty Cycle (%):	97.0
Modulation Coding Scheme:	MCS2x1	DCCF (dB):	0.13
Antenna Configuration:	SISO	Peak Antenna Gain (dBi):	5.70
Active Port(s):	B (Core 1)	Active Chain(s):	1

Test Frequency (MHz)	PSD (dBm / MHz)					Gain (dBi)	EIRP (dBm)	EIRP Limit (dBm)	EIRP Margin (dB)
	A	B	C	D	∑				
5955 (RU26.0)	-	-7.28	-	-	-7.28	4.40	-2.88	-1.00	-1.88
6175 (RU26.0)	-	-7.74	-	-	-7.74	4.20	-3.54	-1.00	-2.54
6415 (RU26.8)	-	-8.68	-	-	-8.68	5.70	-2.98	-1.00	-1.98
6435 (RU26.0)	-	-7.77	-	-	-7.77	4.60	-3.17	-1.00	-2.17
6475 (RU26.0)	-	-8.16	-	-	-8.16	4.60	-3.56	-1.00	-2.56
6515 (RU26.8)	-	-8.26	-	-	-8.26	4.60	-3.66	-1.00	-2.66
6535 (RU26.0)	-	-7.70	-	-	-7.70	4.00	-3.70	-1.00	-2.70
6695 (RU26.0)	-	-7.55	-	-	-7.55	4.00	-3.55	-1.00	-2.55
6855 (RU26.8)	-	-7.32	-	-	-7.32	4.00	-3.32	-1.00	-2.32
6875 (RU26.3)	-	-7.93	-	-	-7.93	4.00	-3.93	-1.00	-2.93
6875 (RU26.5)	-	-8.10	-	-	-8.10	4.00	-4.10	-1.00	-3.10
6895 (RU26.0)	-	-7.92	-	-	-7.92	4.40	-3.52	-1.00	-2.52
6995 (RU26.0)	-	-7.63	-	-	-7.63	4.40	-3.23	-1.00	-2.23
7095 (RU26.8)	-	-7.48	-	-	-7.48	4.40	-3.08	-1.00	-2.08

Table 214 - Maximum Power Spectral Density Results

Test Configuration			
Frequency Range:	5.925-6.425 GHz 6.425-6.525 GHz 6.525-6.875 GHz 6.875-7.125 GHz	Band:	U-NII-5 U-NII-6 U-NII-7 U-NII-8
Limit Clause(s):	15.407(a)(8) RSS-248	Test Method(s):	C63.10 12.4.2.4 C63.10 12.6
Additional Reference(s):	-		
Note(s):	DCCF was added to the spectrum analyser reference level offset.		

DUT Configuration			
Mode:	802.11ax HE20 RU52 LPI	Duty Cycle (%):	96.9
Modulation Coding Scheme:	MCS2x1	DCCF (dB):	0.14
Antenna Configuration:	SISO	Peak Antenna Gain (dBi):	5.70
Active Port(s):	B (Core 1)	Active Chain(s):	1

Test Frequency (MHz)	PSD (dBm / MHz)					Gain (dBi)	EIRP (dBm)	EIRP Limit (dBm)	EIRP Margin (dB)
	A	B	C	D	∑				
5955 (RU52.37)	-	-6.93	-	-	-6.93	4.40	-2.53	-1.00	-1.53
6175 (RU52.37)	-	-7.07	-	-	-7.07	4.20	-2.87	-1.00	-1.87
6415 (RU52.40)	-	-8.18	-	-	-8.18	5.70	-2.48	-1.00	-1.48
6435 (RU52.37)	-	-7.56	-	-	-7.56	4.60	-2.96	-1.00	-1.96
6475 (RU52.37)	-	-7.38	-	-	-7.38	4.60	-2.78	-1.00	-1.78
6515 (RU52.40)	-	-7.79	-	-	-7.79	4.60	-3.19	-1.00	-2.19
6535 (RU52.37)	-	-7.16	-	-	-7.16	4.00	-3.16	-1.00	-2.16
6695 (RU52.37)	-	-7.21	-	-	-7.21	4.00	-3.21	-1.00	-2.21
6855 (RU52.40)	-	-7.23	-	-	-7.23	4.00	-3.23	-1.00	-2.23
6875 (RU52.38)	-	-7.90	-	-	-7.90	4.00	-3.90	-1.00	-2.90
6875 (RU52.39)	-	-7.26	-	-	-7.26	4.00	-3.26	-1.00	-2.26
6895 (RU52.37)	-	-7.69	-	-	-7.69	4.40	-3.29	-1.00	-2.29
6995 (RU52.37)	-	-7.33	-	-	-7.33	4.40	-2.93	-1.00	-1.93
7095 (RU52.40)	-	-7.15	-	-	-7.15	4.40	-2.75	-1.00	-1.75

Table 215 - Maximum Power Spectral Density Results

Test Configuration			
Frequency Range:	5.925-6.425 GHz 6.425-6.525 GHz 6.525-6.875 GHz 6.875-7.125 GHz	Band:	U-NII-5 U-NII-6 U-NII-7 U-NII-8
Limit Clause(s):	15.407(a)(8) RSS-248	Test Method(s):	C63.10 12.4.2.4 C63.10 12.6
Additional Reference(s):	-		
Note(s):	DCCF was added to the spectrum analyser reference level offset.		

DUT Configuration			
Mode:	802.11ax HE20 RU106 LPI	Duty Cycle (%):	97.8
Modulation Coding Scheme:	MCS2x1	DCCF (dB):	0.10
Antenna Configuration:	SISO	Peak Antenna Gain (dBi):	5.70
Active Port(s):	B (Core 1)	Active Chain(s):	1

Test Frequency (MHz)	PSD (dBm / MHz)					Gain (dBi)	EIRP (dBm)	EIRP Limit (dBm)	EIRP Margin (dB)
	A	B	C	D	∑				
5955 (RU106.53)	-	-7.02	-	-	-7.02	4.40	-2.62	-1.00	-1.62
6175 (RU106.53)	-	-6.85	-	-	-6.85	4.20	-2.65	-1.00	-1.65
6415 (RU106.54)	-	-8.39	-	-	-8.39	5.70	-2.69	-1.00	-1.69
6435 (RU106.53)	-	-7.26	-	-	-7.26	4.60	-2.66	-1.00	-1.66
6475 (RU106.53)	-	-7.43	-	-	-7.43	4.60	-2.83	-1.00	-1.83
6515 (RU106.54)	-	-7.55	-	-	-7.55	4.60	-2.95	-1.00	-1.95
6535 (RU106.53)	-	-6.96	-	-	-6.96	4.00	-2.96	-1.00	-1.96
6695 (RU106.53)	-	-6.78	-	-	-6.78	4.00	-2.78	-1.00	-1.78
6855 (RU106.54)	-	-7.05	-	-	-7.05	4.00	-3.05	-1.00	-2.05
6875 (RU106.53)	-	-7.59	-	-	-7.59	4.00	-3.59	-1.00	-2.59
6875 (RU106.54)	-	-7.34	-	-	-7.34	4.00	-3.34	-1.00	-2.34
6895 (RU106.53)	-	-7.37	-	-	-7.37	4.40	-2.97	-1.00	-1.97
6995 (RU106.53)	-	-6.99	-	-	-6.99	4.40	-2.59	-1.00	-1.59
7095 (RU106.54)	-	-7.26	-	-	-7.26	4.40	-2.86	-1.00	-1.86

Table 216 - Maximum Power Spectral Density Results

Test Configuration			
Frequency Range:	5.925-6.425 GHz 6.425-6.525 GHz 6.525-6.875 GHz	Band:	U-NII-5 U-NII-6 U-NII-7
Limit Clause(s):	15.407(a)(7) RSS-248	Test Method(s):	C63.10 12.4.2.4 C63.10 12.6
Additional Reference(s):	-		
Note(s):	DCCF was added to the spectrum analyser reference level offset.		

DUT Configuration			
Mode:	802.11a SP	Duty Cycle (%):	97.6
Data Rate:	12 Mbps	DCCF (dB):	0.10
Antenna Configuration:	SISO	Peak Antenna Gain (dBi):	5.70
Active Port(s):	B (Core 1)	Active Chain(s):	1

Test Frequency (MHz)	PSD (dBm / MHz)					Gain (dBi)	EIRP (dBm)	EIRP Limit (dBm)	EIRP Margin (dB)
	A	B	C	D	∑				
5955	-	10.01	-	-	10.01	4.40	14.41	17.00	-2.59
6175	-	10.13	-	-	10.13	4.20	14.33	17.00	-2.67
6415	-	9.53	-	-	9.53	5.70	15.23	17.00	-1.77
6435	-	10.00	-	-	10.00	4.60	14.60	17.00	-2.40
6475	-	10.02	-	-	10.02	4.60	14.62	17.00	-2.38
6515	-	9.87	-	-	9.87	4.60	14.47	17.00	-2.53
6535	-	9.77	-	-	9.77	4.00	13.77	17.00	-3.23
6695	-	10.13	-	-	10.13	4.00	14.13	17.00	-2.87
6855	-	10.00	-	-	10.00	4.00	14.00	17.00	-3.00

Table 217 - Maximum Power Spectral Density Results

Test Configuration			
Frequency Range:	5.925-6.425 GHz 6.425-6.525 GHz 6.525-6.875 GHz	Band:	U-NII-5 U-NII-6 U-NII-7
Limit Clause(s):	15.407(a)(7) RSS-248	Test Method(s):	C63.10 12.4.2.4 C63.10 12.6
Additional Reference(s):	-		
Note(s):	DCCF was added to the spectrum analyser reference level offset.		

DUT Configuration			
Mode:	802.11ax HE20 SU SP	Duty Cycle (%):	96.0
Modulation Coding Scheme:	MCS2x1	DCCF (dB):	0.18
Antenna Configuration:	SISO	Peak Antenna Gain (dBi):	5.70
	B (Core 1)	Active Chain(s):	1

Test Frequency (MHz)	PSD (dBm / MHz)					Gain (dBi)	EIRP (dBm)	EIRP Limit (dBm)	EIRP Margin (dB)
	A	B	C	D	∑				
5955	-	9.74	-	-	9.74	4.40	14.14	17.00	-2.86
6175	-	9.52	-	-	9.52	4.20	13.72	17.00	-3.28
6415	-	9.11	-	-	9.11	5.70	14.81	17.00	-2.19
6435	-	9.44	-	-	9.44	4.60	14.04	17.00	-2.96
6475	-	9.73	-	-	9.73	4.60	14.33	17.00	-2.67
6515	-	9.88	-	-	9.88	4.60	14.48	17.00	-2.52
6535	-	9.39	-	-	9.39	4.00	13.39	17.00	-3.61
6695	-	9.61	-	-	9.61	4.00	13.61	17.00	-3.39
6855	-	9.53	-	-	9.53	4.00	13.53	17.00	-3.47

Table 218 - Maximum Power Spectral Density Results

Test Configuration			
Frequency Range:	5.925-6.425 GHz 6.425-6.525 GHz 6.525-6.875 GHz	Band:	U-NII-5 U-NII-6 U-NII-7
Limit Clause(s):	15.407(a)(7) RSS-248	Test Method(s):	C63.10 12.4.2.4 C63.10 12.6
Additional Reference(s):	-		
Note(s):	DCCF was added to the spectrum analyser reference level offset.		

DUT Configuration			
Mode:	802.11ax HE40 SU SP	Duty Cycle (%):	95.8
Modulation Coding Scheme:	MCS2x1	DCCF (dB):	0.19
Antenna Configuration:	SISO	Peak Antenna Gain (dBi):	5.70
Active Port(s):	B (Core 1)	Active Chain(s):	1

Test Frequency (MHz)	PSD (dBm / MHz)					Gain (dBi)	EIRP (dBm)	EIRP Limit (dBm)	EIRP Margin (dB)
	A	B	C	D	∑				
5965	-	6.39	-	-	6.39	4.40	10.79	17.00	-6.21
6165	-	6.45	-	-	6.45	4.20	10.65	17.00	-6.35
6405	-	6.80	-	-	6.80	5.70	12.50	17.00	-4.50
6445	-	6.75	-	-	6.75	4.60	11.35	17.00	-5.65
6485	-	6.83	-	-	6.83	4.60	11.43	17.00	-5.57
6525	-	6.52	-	-	6.52	4.60	11.12	17.00	-5.88
6565	-	6.74	-	-	6.74	4.00	10.74	17.00	-6.26
6685	-	6.58	-	-	6.58	4.00	10.58	17.00	-6.42
6845	-	6.57	-	-	6.57	4.00	10.57	17.00	-6.43

Table 219 - Maximum Power Spectral Density Results

Test Configuration			
Frequency Range:	5.925-6.425 GHz 6.425-6.525 GHz 6.525-6.875 GHz	Band:	U-NII-5 U-NII-6 U-NII-7
Limit Clause(s):	15.407(a)(7) RSS-248	Test Method(s):	C63.10 12.4.2.4 C63.10 12.6
Additional Reference(s):	-		
Note(s):	DCCF was added to the spectrum analyser reference level offset.		

DUT Configuration			
Mode:	802.11ax HE80 SU SP	Duty Cycle (%):	95.6
Modulation Coding Scheme:	MCS2x1	DCCF (dB):	0.20
Antenna Configuration:	SISO	Peak Antenna Gain (dBi):	5.70
Active Port(s):	B (Core 1)	Active Chain(s):	1

Test Frequency (MHz)	PSD (dBm / MHz)					Gain (dBi)	EIRP (dBm)	EIRP Limit (dBm)	EIRP Margin (dB)
	A	B	C	D	∑				
5985	-	3.43	-	-	3.43	4.40	7.83	17.00	-9.17
6145	-	3.63	-	-	3.63	4.20	7.83	17.00	-9.17
6385	-	3.74	-	-	3.74	5.70	9.44	17.00	-7.56
6465	-	4.14	-	-	4.14	4.60	8.74	17.00	-8.26
6545	-	4.03	-	-	4.03	4.60	8.63	17.00	-8.37
6625	-	3.76	-	-	3.76	4.00	7.76	17.00	-9.24
6705	-	3.57	-	-	3.57	4.00	7.57	17.00	-9.43
6785	-	4.11	-	-	4.11	4.00	8.11	17.00	-8.89

Table 220 - Maximum Power Spectral Density Results

Test Configuration			
Frequency Range:	5.925-6.425 GHz 6.425-6.525 GHz 6.525-6.875 GHz	Band:	U-NII-5 U-NII-6 U-NII-7
Limit Clause(s):	15.407(a)(7) RSS-248	Test Method(s):	C63.10 12.4.2.4 C63.10 12.6
Additional Reference(s):	-		
Note(s):	DCCF was added to the spectrum analyser reference level offset.		

DUT Configuration			
Mode:	802.11ax HE160 SU SP	Duty Cycle (%):	92.7
Modulation Coding Scheme:	MCS2x1	DCCF (dB):	0.33
Antenna Configuration:	SISO	Peak Antenna Gain (dBi):	5.70
Active Port(s):	B (Core 1)	Active Chain(s):	1

Test Frequency (MHz)	PSD (dBm / MHz)					Gain (dBi)	EIRP (dBm)	EIRP Limit (dBm)	EIRP Margin (dB)
	A	B	C	D	∑				
6025	-	-0.83	-	-	-0.83	4.40	3.57	17.00	-13.43
6185	-	-0.40	-	-	-0.40	4.20	3.80	17.00	-13.20
6345	-	-0.43	-	-	-0.43	5.70	5.27	17.00	-11.73
6505	-	-1.15	-	-	-1.15	4.60	3.45	17.00	-13.55
6665	-	-0.76	-	-	-0.76	4.00	3.24	17.00	-13.76

Table 221 - Maximum Power Spectral Density Results

Test Configuration			
Frequency Range:	5.925-6.425 GHz 6.425-6.525 GHz 6.525-6.875 GHz	Band:	U-NII-5 U-NII-6 U-NII-7
Limit Clause(s):	15.407(a)(7) RSS-248	Test Method(s):	C63.10 12.4.2.4 C63.10 12.6
Additional Reference(s):	-		
Note(s):	DCCF was added to the spectrum analyser reference level offset.		

DUT Configuration			
Mode:	802.11ax HE20 RU26 SP	Duty Cycle (%):	97.3
Modulation Coding Scheme:	MCS2x1	DCCF (dB):	0.12
Antenna Configuration:	SISO	Peak Antenna Gain (dBi):	5.70
Active Port(s):	B (Core 1)	Active Chain(s):	1

Test Frequency (MHz)	PSD (dBm / MHz)					Gain (dBi)	EIRP (dBm)	EIRP Limit (dBm)	EIRP Margin (dB)
	A	B	C	D	∑				
5955 (RU26.0)	-	10.18	-	-	10.18	4.40	14.58	17.00	-2.42
6175 (RU26.0)	-	10.50	-	-	10.50	4.20	14.70	17.00	-2.30
6415 (RU26.8)	-	8.89	-	-	8.89	5.70	14.59	17.00	-2.41
6435 (RU26.0)	-	10.24	-	-	10.24	4.60	14.84	17.00	-2.16
6475 (RU26.0)	-	9.65	-	-	9.65	4.60	14.25	17.00	-2.75
6515 (RU26.8)	-	9.61	-	-	9.61	4.60	14.21	17.00	-2.79
6535 (RU26.0)	-	10.25	-	-	10.25	4.00	14.25	17.00	-2.75
6695 (RU26.0)	-	9.87	-	-	9.87	4.00	13.87	17.00	-3.13
6855 (RU26.8)	-	10.41	-	-	10.41	4.00	14.41	17.00	-2.59

Table 222 - Maximum Power Spectral Density Results

Test Configuration			
Frequency Range:	5.925-6.425 GHz 6.425-6.525 GHz 6.525-6.875 GHz	Band:	U-NII-5 U-NII-6 U-NII-7
Limit Clause(s):	15.407(a)(7) RSS-248	Test Method(s):	C63.10 12.4.2.4 C63.10 12.6
Additional Reference(s):	-		
Note(s):	DCCF was added to the spectrum analyser reference level offset.		

DUT Configuration			
Mode:	802.11ax HE20 RU52 SP	Duty Cycle (%):	97.1
Modulation Coding Scheme:	MCS2x1	DCCF (dB):	0.13
Antenna Configuration:	SISO	Peak Antenna Gain (dBi):	5.70
Active Port(s):	B (Core 1)	Active Chain(s):	1

Test Frequency (MHz)	PSD (dBm / MHz)					Gain (dBi)	EIRP (dBm)	EIRP Limit (dBm)	EIRP Margin (dB)
	A	B	C	D	∑				
5955 (RU52.37)	-	10.50	-	-	10.50	4.40	14.90	17.00	-2.10
6175 (RU52.37)	-	10.53	-	-	10.53	4.20	14.73	17.00	-2.27
6415 (RU52.40)	-	9.22	-	-	9.22	5.70	14.92	17.00	-2.08
6435 (RU52.37)	-	10.11	-	-	10.11	4.60	14.71	17.00	-2.29
6475 (RU52.37)	-	9.94	-	-	9.94	4.60	14.54	17.00	-2.46
6515 (RU52.40)	-	10.15	-	-	10.15	4.60	14.75	17.00	-2.25
6535 (RU52.37)	-	10.40	-	-	10.40	4.00	14.40	17.00	-2.60
6695 (RU52.37)	-	10.56	-	-	10.56	4.00	14.56	17.00	-2.44
6855 (RU52.40)	-	10.75	-	-	10.75	4.00	14.75	17.00	-2.25

Table 223 - Maximum Power Spectral Density Results

Test Configuration			
Frequency Range:	5.925-6.425 GHz 6.425-6.525 GHz 6.525-6.875 GHz	Band:	U-NII-5 U-NII-6 U-NII-7
Limit Clause(s):	15.407(a)(7) RSS-248	Test Method(s):	C63.10 12.4.2.4 C63.10 12.6
Additional Reference(s):	-		
Note(s):	DCCF was added to the spectrum analyser reference level offset.		

DUT Configuration			
Mode:	802.11ax HE20 RU106 SP	Duty Cycle (%):	97.8
Modulation Coding Scheme:	MCS2x1	DCCF (dB):	0.10
Antenna Configuration:	SISO	Peak Antenna Gain (dBi):	5.70
Active Port(s):	B (Core 1)	Active Chain(s):	1

Test Frequency (MHz)	PSD (dBm / MHz)					Gain (dBi)	EIRP (dBm)	EIRP Limit (dBm)	EIRP Margin (dB)
	A	B	C	D	∑				
5955 (RU106.53)	-	10.69	-	-	10.69	4.40	15.09	17.00	-1.91
6175 (RU106.53)	-	10.39	-	-	10.39	4.20	14.59	17.00	-2.41
6415 (RU106.54)	-	9.15	-	-	9.15	5.70	14.85	17.00	-2.15
6435 (RU106.53)	-	10.60	-	-	10.60	4.60	15.20	17.00	-1.80
6475 (RU106.53)	-	10.40	-	-	10.40	4.60	15.00	17.00	-2.00
6515 (RU106.54)	-	10.31	-	-	10.31	4.60	14.91	17.00	-2.09
6535 (RU106.53)	-	10.31	-	-	10.31	4.00	14.31	17.00	-2.69
6695 (RU106.53)	-	10.60	-	-	10.60	4.00	14.60	17.00	-2.40
6855 (RU106.54)	-	10.84	-	-	10.84	4.00	14.84	17.00	-2.16

Table 224 - Maximum Power Spectral Density Results

Test Configuration			
Frequency Range:	5.925-6.425 GHz 6.525-6.875 GHz	Band:	U-NII-5 U-NII-7
Limit Clause(s):	15.407(a)(9)	Test Method(s):	C63.10 12.4.2.4 C63.10 12.6
Additional Reference(s):	-		
Note(s):	DCCF was added to the spectrum analyser reference level offset.		

DUT Configuration			
Mode:	802.11a VLP	Duty Cycle (%):	97.7
Data Rate:	12 Mbps	DCCF (dB):	0.10
Antenna Configuration:	SISO	Peak Antenna Gain (dBi):	5.70
Active Port(s):	B (Core 1)	Active Chain(s):	1

Test Frequency (MHz)	PSD (dBm / MHz)					Gain (dBi)	EIRP (dBm)	EIRP Limit (dBm)	EIRP Margin (dB)
	A	B	C	D	∑				
6115	-	-11.31	-	-	-11.31	4.20	-7.11	-5.00	-2.11
6255	-	-10.95	-	-	-10.95	4.20	-6.75	-5.00	-1.75
6415	-	-12.34	-	-	-12.34	5.70	-6.64	-5.00	-1.64
6535	-	-11.40	-	-	-11.40	4.00	-7.40	-5.00	-2.40
6695	-	-11.07	-	-	-11.07	4.00	-7.07	-5.00	-2.07
6855	-	-11.07	-	-	-11.07	4.00	-7.07	-5.00	-2.07

Table 225 - Maximum Power Spectral Density Results

Test Configuration			
Frequency Range:	5.925-6.425 GHz 6.525-6.875 GHz	Band:	U-NII-5 U-NII-7
Limit Clause(s):	15.407(a)(9)	Test Method(s):	C63.10 12.4.2.4 C63.10 12.6
Additional Reference(s):	-		
Note(s):	DCCF was added to the spectrum analyser reference level offset.		

DUT Configuration			
Mode:	802.11ax HE20 SU VLP	Duty Cycle (%):	96.0
Modulation Coding Scheme:	MCS2x1	DCCF (dB):	0.18
Antenna Configuration:	SISO	Peak Antenna Gain (dBi):	5.70
Active Port(s):	B (Core 1)	Active Chain(s):	1

Test Frequency (MHz)	PSD (dBm / MHz)					Gain (dBi)	EIRP (dBm)	EIRP Limit (dBm)	EIRP Margin (dB)
	A	B	C	D	∑				
6115	-	-11.90	-	-	-11.90	4.20	-7.70	-5.00	-2.70
6255	-	-11.34	-	-	-11.34	4.20	-7.14	-5.00	-2.14
6415	-	-13.06	-	-	-13.06	5.70	-7.36	-5.00	-2.36
6535	-	-11.79	-	-	-11.79	4.00	-7.79	-5.00	-2.79
6695	-	-11.39	-	-	-11.39	4.00	-7.39	-5.00	-2.39
6855	-	-11.84	-	-	-11.84	4.00	-7.84	-5.00	-2.84

Table 226 - Maximum Power Spectral Density Results

Test Configuration			
Frequency Range:	5.925-6.425 GHz 6.525-6.875 GHz	Band:	U-NII-5 U-NII-7
Limit Clause(s):	15.407(a)(9)	Test Method(s):	C63.10 12.4.2.4 C63.10 12.6
Additional Reference(s):	-		
Note(s):	DCCF was added to the spectrum analyser reference level offset.		

DUT Configuration			
Mode:	802.11ax HE40 SU VLP	Duty Cycle (%):	95.2
Modulation Coding Scheme:	MCS2x1	DCCF (dB):	0.21
Antenna Configuration:	SISO	Peak Antenna Gain (dBi):	5.70
Active Port(s):	B (Core 1)	Active Chain(s):	1

Test Frequency (MHz)	PSD (dBm / MHz)					Gain (dBi)	EIRP (dBm)	EIRP Limit (dBm)	EIRP Margin (dB)
	A	B	C	D	∑				
6125	-	-11.88	-	-	-11.88	4.20	-7.68	-5.00	-2.68
6245	-	-11.34	-	-	-11.34	4.20	-7.14	-5.00	-2.14
6405	-	-13.26	-	-	-13.26	5.70	-7.56	-5.00	-2.56
6565	-	-11.64	-	-	-11.64	4.00	-7.64	-5.00	-2.64
6685	-	-11.79	-	-	-11.79	4.00	-7.79	-5.00	-2.79
6845	-	-11.76	-	-	-11.76	4.00	-7.76	-5.00	-2.76

Table 227 - Maximum Power Spectral Density Results

Test Configuration			
Frequency Range:	5.925-6.425 GHz 6.525-6.875 GHz	Band:	U-NII-5 U-NII-7
Limit Clause(s):	15.407(a)(9)	Test Method(s):	C63.10 12.4.2.4 C63.10 12.6
Additional Reference(s):	-		
Note(s):	DCCF was added to the spectrum analyser reference level offset.		

DUT Configuration			
Mode:	802.11ax HE80 SU VLP	Duty Cycle (%):	95.6
Modulation Coding Scheme:	MCS2x1	DCCF (dB):	0.19
Antenna Configuration:	SISO	Peak Antenna Gain (dBi):	5.70
Active Port(s):	B (Core 1)	Active Chain(s):	1

Test Frequency (MHz)	PSD (dBm / MHz)					Gain (dBi)	EIRP (dBm)	EIRP Limit (dBm)	EIRP Margin (dB)
	A	B	C	D	∑				
6145	-	-11.42	-	-	-11.42	4.20	-7.22	-5.00	-2.22
6225	-	-11.32	-	-	-11.32	4.20	-7.12	-5.00	-2.12
6385	-	-12.87	-	-	-12.87	5.70	-7.17	-5.00	-2.17
6625	-	-11.80	-	-	-11.80	4.00	-7.80	-5.00	-2.80
6705	-	-11.75	-	-	-11.75	4.00	-7.75	-5.00	-2.75
6785	-	-11.32	-	-	-11.32	4.00	-7.32	-5.00	-2.32

Table 228 - Maximum Power Spectral Density Results

Test Configuration			
Frequency Range:	5.925-6.425 GHz 6.525-6.875 GHz	Band:	U-NII-5 U-NII-7
Limit Clause(s):	15.407(a)(9)	Test Method(s):	C63.10 12.4.2.4 C63.10 12.6
Additional Reference(s):	-		
Note(s):	DCCF was added to the spectrum analyser reference level offset.		

DUT Configuration			
Mode:	802.11ax HE160 SU VLP	Duty Cycle (%):	92.7
Modulation Coding Scheme:	MCS2x1	DCCF (dB):	0.33
Antenna Configuration:	SISO	Peak Antenna Gain (dBi):	5.70
Active Port(s):	B (Core 1)	Active Chain(s):	1

Test Frequency (MHz)	PSD (dBm / MHz)					Gain (dBi)	EIRP (dBm)	EIRP Limit (dBm)	EIRP Margin (dB)
	A	B	C	D	∑				
6185	-	-11.66	-	-	-11.66	4.20	-7.46	-5.00	-2.46
6345	-	-12.68	-	-	-12.68	5.70	-6.98	-5.00	-1.98
6665	-	-11.42	-	-	-11.42	4.00	-7.42	-5.00	-2.42

Table 229 - Maximum Power Spectral Density Results

Test Configuration			
Frequency Range:	5.925-6.425 GHz 6.525-6.875 GHz	Band:	U-NII-5 U-NII-7
Limit Clause(s):	15.407(a)(9)	Test Method(s):	C63.10 12.4.2.4 C63.10 12.6
Additional Reference(s):	-		
Note(s):	DCCF was added to the spectrum analyser reference level offset.		

DUT Configuration			
Mode:	802.11ax HE20 RU106 VLP	Duty Cycle (%):	97.9
Modulation Coding Scheme:	MCS2x1	DCCF (dB):	0.09
Antenna Configuration:	SISO	Peak Antenna Gain (dBi):	4.20
Active Port(s):	B (Core 1)	Active Chain(s):	1

Test Frequency (MHz)	PSD (dBm / MHz)					Gain (dBi)	EIRP (dBm)	EIRP Limit (dBm)	EIRP Margin (dB)
	A	B	C	D	∑				
6115 (RU106.53)	-	-11.78	-	-	-11.78	4.20	-7.58	-5.00	-2.58
6175 (RU106.53)	-	-11.06	-	-	-11.06	4.20	-6.86	-5.00	-1.86
6255 (RU106.54)	-	-11.28	-	-	-11.28	4.20	-7.08	-5.00	-2.08
6535 (RU106.53)	-	-11.31	-	-	-11.31	4.00	-7.31	-5.00	-2.31
6695 (RU106.53)	-	-10.99	-	-	-10.99	4.00	-6.99	-5.00	-1.99
6855 (RU106.54)	-	-11.34	-	-	-11.34	4.00	-7.34	-5.00	-2.34

Table 230 - Maximum Power Spectral Density Results

MIMO CDD:

Test Configuration			
Frequency Range:	5.925-6.425 GHz 6.425-6.525 GHz 6.525-6.875 GHz 6.875-7.125 GHz	Band:	U-NII-5 U-NII-6 U-NII-7 U-NII-8
Limit Clause(s):	15.407(a)(8) RSS-248	Test Method(s):	C63.10 12.4.2.4 C63.10 12.6
Additional Reference(s):	662911 D01 v02r01 F)2)f)(ii), 662911 D01 v02r01 E)2)b)		
Note(s):	DCCF was added to the spectrum analyser reference level offset.		

DUT Configuration			
Mode:	802.11ax HE20 SU LPI	Duty Cycle (%):	95.9
Modulation Coding Scheme:	MCS2x1	DCCF (dB):	0.18
Antenna Configuration:	MIMO CDD	Peak Antenna Gain (dBi):	7.56
Active Port(s):	A+B (Core 0 + Core 1)	Active Chain(s):	0+1

Test Frequency (MHz)	PSD (dBm / MHz)					Gain (dBi)	EIRP (dBm)	EIRP Limit (dBm)	EIRP Margin (dB)
	A	B	C	D	∑				
5955	-13.12	-13.76	-	-	-10.42	6.92	-3.49	-1.00	-2.49
6175	-12.94	-13.07	-	-	-9.99	6.36	-3.64	-1.00	-2.64
6415	-13.44	-14.38	-	-	-10.87	7.42	-3.45	-1.00	-2.45
6435	-13.97	-14.52	-	-	-11.23	7.56	-3.67	-1.00	-2.67
6475	-13.57	-14.56	-	-	-11.03	7.56	-3.47	-1.00	-2.47
6515	-14.01	-14.87	-	-	-11.41	7.56	-3.85	-1.00	-2.85
6535	-13.27	-13.88	-	-	-10.56	6.91	-3.64	-1.00	-2.64
6695	-13.52	-14.53	-	-	-10.99	6.91	-4.07	-1.00	-3.07
6855	-13.02	-14.49	-	-	-10.68	6.91	-3.77	-1.00	-2.77
6875	-13.71	-14.98	-	-	-11.29	6.91	-4.38	-1.00	-3.38
6895	-13.41	-14.36	-	-	-10.85	6.83	-4.02	-1.00	-3.02
6995	-13.29	-14.56	-	-	-10.87	6.83	-4.04	-1.00	-3.04
7095	-13.16	-15.44	-	-	-11.14	6.83	-4.31	-1.00	-3.31

Table 231 - Maximum Power Spectral Density Results

Test Configuration			
Frequency Range:	5.925-6.425 GHz 6.425-6.525 GHz 6.525-6.875 GHz 6.875-7.125 GHz	Band:	U-NII-5 U-NII-6 U-NII-7 U-NII-8
Limit Clause(s):	15.407(a)(8) RSS-248	Test Method(s):	C63.10 12.4.2.4 C63.10 12.6
Additional Reference(s):	662911 D01 v02r01 F)2)f)(ii), 662911 D01 v02r01 E)2)b)		
Note(s):	DCCF was added to the spectrum analyser reference level offset.		

DUT Configuration			
Mode:	802.11ax HE40 SU LPI	Duty Cycle (%):	93.3
Modulation Coding Scheme:	MCS2x1	DCCF (dB):	0.30
Antenna Configuration:	MIMO CDD	Peak Antenna Gain (dBi):	7.56
Active Port(s):	A+B (Core 0 + Core 1)	Active Chain(s):	0+1

Test Frequency (MHz)	PSD (dBm / MHz)					Gain (dBi)	EIRP (dBm)	EIRP Limit (dBm)	EIRP Margin (dB)
	A	B	C	D	∑				
5965	-13.52	-14.59	-	-	-11.01	6.92	-4.09	-1.00	-3.09
6165	-13.18	-13.49	-	-	-10.32	6.36	-3.97	-1.00	-2.97
6405	-13.82	-14.39	-	-	-11.09	7.42	-3.66	-1.00	-2.66
6445	-14.11	-14.54	-	-	-11.31	7.56	-3.75	-1.00	-2.75
6485	-14.17	-14.40	-	-	-11.28	7.56	-3.72	-1.00	-2.72
6525	-14.44	-14.49	-	-	-11.45	7.56	-3.89	-1.00	-2.89
6565	-14.22	-14.28	-	-	-11.24	6.91	-4.33	-1.00	-3.33
6685	-13.67	-14.17	-	-	-10.91	6.91	-3.99	-1.00	-2.99
6845	-13.22	-14.01	-	-	-10.59	6.91	-3.67	-1.00	-2.67
6885	-13.50	-14.04	-	-	-10.75	7.12	-3.64	-1.00	-2.64
6925	-14.01	-14.86	-	-	-11.40	6.83	-4.57	-1.00	-3.57
7005	-13.61	-15.29	-	-	-11.36	6.83	-4.53	-1.00	-3.53
7085	-13.08	-15.28	-	-	-11.03	6.83	-4.20	-1.00	-3.20

Table 232 - Maximum Power Spectral Density Results

Test Configuration			
Frequency Range:	5.925-6.425 GHz 6.425-6.525 GHz 6.525-6.875 GHz 6.875-7.125 GHz	Band:	U-NII-5 U-NII-6 U-NII-7 U-NII-8
Limit Clause(s):	15.407(a)(8) RSS-248	Test Method(s):	C63.10 12.4.2.4 C63.10 12.6
Additional Reference(s):	662911 D01 v02r01 F)2)f)(ii), 662911 D01 v02r01 E)2)b)		
Note(s):	DCCF was added to the spectrum analyser reference level offset.		

DUT Configuration			
Mode:	802.11ax HE80 SU LPI	Duty Cycle (%):	95.6
Modulation Coding Scheme:	MCS2x1	DCCF (dB):	0.20
Antenna Configuration:	MIMO CDD	Peak Antenna Gain (dBi):	7.56
Active Port(s):	A+B (Core 0 + Core 1)	Active Chain(s):	0+1

Test Frequency (MHz)	PSD (dBm / MHz)					Gain (dBi)	EIRP (dBm)	EIRP Limit (dBm)	EIRP Margin (dB)
	A	B	C	D	∑				
5985	-13.13	-13.60	-	-	-10.35	6.92	-3.42	-1.00	-2.42
6145	-12.24	-12.62	-	-	-9.42	6.36	-3.06	-1.00	-2.06
6385	-13.64	-14.15	-	-	-10.88	7.42	-3.45	-1.00	-2.45
6465	-13.56	-13.83	-	-	-10.68	7.56	-3.12	-1.00	-2.12
6545	-13.96	-14.23	-	-	-11.08	7.56	-3.52	-1.00	-2.52
6625	-13.64	-13.67	-	-	-10.64	6.91	-3.73	-1.00	-2.73
6705	-13.23	-13.37	-	-	-10.29	6.91	-3.38	-1.00	-2.38
6785	-13.21	-13.22	-	-	-10.21	6.91	-3.30	-1.00	-2.30
6865	-13.22	-13.69	-	-	-10.44	6.91	-3.53	-1.00	-2.53
6945	-13.52	-14.38	-	-	-10.92	6.83	-4.08	-1.00	-3.08
7025	-13.04	-14.10	-	-	-10.53	6.83	-3.70	-1.00	-2.70

Table 233 - Maximum Power Spectral Density Results

Test Configuration			
Frequency Range:	5.925-6.425 GHz 6.425-6.525 GHz 6.525-6.875 GHz 6.875-7.125 GHz	Band:	U-NII-5 U-NII-6 U-NII-7 U-NII-8
Limit Clause(s):	15.407(a)(8) RSS-248	Test Method(s):	C63.10 12.4.2.4 C63.10 12.6
Additional Reference(s):	662911 D01 v02r01 F)2)f)(ii), 662911 D01 v02r01 E)2)b)		
Note(s):	DCCF was added to the spectrum analyser reference level offset.		

DUT Configuration			
Mode:	802.11ax HE160 SU LPI	Duty Cycle (%):	92.6
Modulation Coding Scheme:	MCS2x1	DCCF (dB):	0.33
Antenna Configuration:	MIMO CDD	Peak Antenna Gain (dBi):	7.56
Active Port(s):	A+B (Core 0 + Core 1)	Active Chain(s):	0+1

Test Frequency (MHz)	PSD (dBm / MHz)					Gain (dBi)	EIRP (dBm)	EIRP Limit (dBm)	EIRP Margin (dB)
	A	B	C	D	∑				
6025	-12.09	-12.18	-	-	-9.12	6.92	-2.20	-1.00	-1.20
6185	-12.06	-12.55	-	-	-9.29	6.36	-2.93	-1.00	-1.93
6345	-12.91	-13.36	-	-	-10.12	7.42	-2.70	-1.00	-1.70
6505	-13.77	-13.57	-	-	-10.66	7.56	-3.10	-1.00	-2.10
6665	-12.81	-12.61	-	-	-9.69	6.91	-2.78	-1.00	-1.78
6825	-12.84	-12.96	-	-	-9.89	6.91	-2.98	-1.00	-1.98
6985	-13.18	-14.07	-	-	-10.59	6.83	-3.76	-1.00	-2.76

Table 234 - Maximum Power Spectral Density Results

Test Configuration			
Frequency Range:	5.925-6.425 GHz 6.425-6.525 GHz 6.525-6.875 GHz 6.875-7.125 GHz	Band:	U-NII-5 U-NII-6 U-NII-7 U-NII-8
Limit Clause(s):	15.407(a)(8) RSS-248	Test Method(s):	C63.10 12.4.2.4 C63.10 12.6
Additional Reference(s):	662911 D01 v02r01 F)2)f)(ii), 662911 D01 v02r01 E)2)b)		
Note(s):	DCCF was added to the spectrum analyser reference level offset.		

DUT Configuration			
Mode:	802.11ax HE20 RU52 LPI	Duty Cycle (%):	95.6
Modulation Coding Scheme:	MCS2x1	DCCF (dB):	0.19
Antenna Configuration:	MIMO CDD	Peak Antenna Gain (dBi):	7.56
Active Port(s):	A+B (Core 0 + Core 1)	Active Chain(s):	0+1

Test Frequency (MHz)	PSD (dBm / MHz)					Gain (dBi)	EIRP (dBm)	EIRP Limit (dBm)	EIRP Margin (dB)
	A	B	C	D	∑				
5955 (RU52.37)	-12.42	-13.21	-	-	-9.79	6.92	-2.86	-1.00	-1.86
6175 (RU52.37)	-13.02	-12.77	-	-	-9.88	6.36	-3.53	-1.00	-2.53
6415 (RU52.40)	-13.15	-14.02	-	-	-10.55	7.42	-3.13	-1.00	-2.13
6435 (RU52.37)	-13.27	-14.32	-	-	-10.75	7.56	-3.19	-1.00	-2.19
6475 (RU52.37)	-13.57	-14.40	-	-	-10.95	7.56	-3.39	-1.00	-2.39
6515 (RU52.40)	-13.56	-14.10	-	-	-10.81	7.56	-3.25	-1.00	-2.25
6535 (RU52.37)	-13.00	-13.63	-	-	-10.30	6.91	-3.39	-1.00	-2.39
6695 (RU52.37)	-13.16	-13.81	-	-	-10.46	6.91	-3.55	-1.00	-2.55
6855 (RU52.40)	-12.98	-13.41	-	-	-10.18	6.91	-3.27	-1.00	-2.27
6875 (RU52.38)	-12.85	-13.99	-	-	-10.38	6.91	-3.46	-1.00	-2.46
6875 (RU52.39)	-12.79	-13.93	-	-	-10.31	6.91	-3.40	-1.00	-2.40
6895 (RU52.37)	-12.79	-13.83	-	-	-10.27	6.83	-3.44	-1.00	-2.44
6995 (RU52.37)	-12.67	-14.35	-	-	-10.42	6.83	-3.59	-1.00	-2.59
7095 (RU52.40)	-12.90	-15.16	-	-	-10.88	6.83	-4.04	-1.00	-3.04

Table 235 - Maximum Power Spectral Density Results

Test Configuration			
Frequency Range:	5.925-6.425 GHz 6.425-6.525 GHz 6.525-6.875 GHz 6.875-7.125 GHz	Band:	U-NII-5 U-NII-6 U-NII-7 U-NII-8
Limit Clause(s):	15.407(a)(8) RSS-248	Test Method(s):	C63.10 12.4.2.4 C63.10 12.6
Additional Reference(s):	662911 D01 v02r01 F)2)f)(ii), 662911 D01 v02r01 E)2)b)		
Note(s):	DCCF was added to the spectrum analyser reference level offset.		

DUT Configuration			
Mode:	802.11ax HE20 RU106 LPI	Duty Cycle (%):	97.8
Modulation Coding Scheme:	MCS2x1	DCCF (dB):	0.10
Antenna Configuration:	MIMO CDD	Peak Antenna Gain (dBi):	7.56
Active Port(s):	A+B (Core 0 + Core 1)	Active Chain(s):	0+1

Test Frequency (MHz)	PSD (dBm / MHz)					Gain (dBi)	EIRP (dBm)	EIRP Limit (dBm)	EIRP Margin (dB)
	A	B	C	D	∑				
5955 (RU106.53)	-12.66	-13.22	-	-	-9.92	6.92	-2.99	-1.00	-1.99
6175 (RU106.53)	-12.74	-12.63	-	-	-9.68	6.36	-3.32	-1.00	-2.32
6415 (RU106.54)	-13.32	-14.52	-	-	-10.87	7.42	-3.45	-1.00	-2.45
6435 (RU106.53)	-13.60	-14.61	-	-	-11.06	7.56	-3.50	-1.00	-2.50
6475 (RU106.53)	-13.47	-14.37	-	-	-10.89	7.56	-3.33	-1.00	-2.33
6515 (RU106.54)	-13.68	-14.31	-	-	-10.97	7.56	-3.41	-1.00	-2.41
6535 (RU106.53)	-12.99	-13.92	-	-	-10.42	6.91	-3.51	-1.00	-2.51
6695 (RU106.53)	-13.02	-14.16	-	-	-10.54	6.91	-3.63	-1.00	-2.63
6855 (RU106.54)	-12.61	-13.80	-	-	-10.15	6.91	-3.24	-1.00	-2.24
6875 (RU106.53)	-13.24	-14.24	-	-	-10.70	6.91	-3.79	-1.00	-2.79
6875 (RU106.54)	-13.21	-14.36	-	-	-10.74	6.91	-3.83	-1.00	-2.83
6895 (RU106.53)	-13.40	-14.05	-	-	-10.70	6.83	-3.87	-1.00	-2.87
6995 (RU106.53)	-12.65	-14.36	-	-	-10.41	6.83	-3.58	-1.00	-2.58
7095 (RU106.54)	-12.64	-15.19	-	-	-10.72	6.83	-3.89	-1.00	-2.89

Table 236 - Maximum Power Spectral Density Results

Test Configuration			
Frequency Range:	5.925-6.425 GHz 6.425-6.525 GHz 6.525-6.875 GHz	Band:	U-NII-5 U-NII-6 U-NII-7
Limit Clause(s):	15.407(a)(7) RSS-248	Test Method(s):	C63.10 12.4.2.4 C63.10 12.6
Additional Reference(s):	662911 D01 v02r01 F)2)f)(ii), 662911 D01 v02r01 E)2)b)		
Note(s):	DCCF was added to the spectrum analyser reference level offset.		

DUT Configuration			
Mode:	802.11ax HE20 SU SP	Duty Cycle (%):	95.9
Modulation Coding Scheme:	MCS2x1	DCCF (dB):	0.18
Antenna Configuration:	MIMO CDD	Peak Antenna Gain (dBi):	7.56
Active Port(s):	A+B (Core 0 + Core 1)	Active Chain(s):	0+1

Test Frequency (MHz)	PSD (dBm / MHz)					Gain (dBi)	EIRP (dBm)	EIRP Limit (dBm)	EIRP Margin (dB)
	A	B	C	D	∑				
5955	4.41	4.11	-	-	7.28	6.92	14.20	17.00	-2.80
6175	5.27	4.68	-	-	7.99	6.36	14.35	17.00	-2.65
6415	3.98	3.79	-	-	6.89	7.42	14.32	17.00	-2.68
6435	4.15	3.76	-	-	6.97	7.56	14.53	17.00	-2.47
6475	3.73	3.56	-	-	6.66	7.56	14.22	17.00	-2.78
6515	3.66	3.87	-	-	6.77	7.56	14.33	17.00	-2.67
6535	4.39	4.44	-	-	7.43	6.91	14.34	17.00	-2.66
6695	4.59	4.25	-	-	7.43	6.91	14.34	17.00	-2.66
6855	4.78	4.08	-	-	7.46	6.91	14.37	17.00	-2.63

Table 237 - Maximum Power Spectral Density Results

Test Configuration			
Frequency Range:	5.925-6.425 GHz 6.425-6.525 GHz 6.525-6.875 GHz	Band:	U-NII-5 U-NII-6 U-NII-7
Limit Clause(s):	15.407(a)(7) RSS-248	Test Method(s):	C63.10 12.4.2.4 C63.10 12.6
Additional Reference(s):	662911 D01 v02r01 F)2)f)(ii), 662911 D01 v02r01 E)2)b)		
Note(s):	DCCF was added to the spectrum analyser reference level offset.		

DUT Configuration			
Mode:	802.11ax HE40 SU SP	Duty Cycle (%):	95.8
Modulation Coding Scheme:	MCS2x1	DCCF (dB):	0.19
Antenna Configuration:	MIMO CDD	Peak Antenna Gain (dBi):	7.42
Active Port(s):	A+B (Core 0 + Core 1)	Active Chain(s):	0+1

Test Frequency (MHz)	PSD (dBm / MHz)					Gain (dBi)	EIRP (dBm)	EIRP Limit (dBm)	EIRP Margin (dB)
	A	B	C	D	∑				
5965	4.89	4.47	-	-	7.70	6.92	14.62	17.00	-2.38
6165	5.11	4.45	-	-	7.80	6.36	14.16	17.00	-2.84
6405	4.30	4.15	-	-	7.24	7.42	14.66	17.00	-2.34
6445	4.04	3.80	-	-	6.93	7.56	14.49	17.00	-2.51
6485	3.92	3.99	-	-	6.97	7.56	14.53	17.00	-2.47
6525	3.97	3.68	-	-	6.84	7.56	14.40	17.00	-2.60
6565	4.69	4.78	-	-	7.75	6.91	14.66	17.00	-2.34
6685	4.63	4.73	-	-	7.69	6.91	14.60	17.00	-2.40
6845	4.87	4.28	-	-	7.59	6.91	14.50	17.00	-2.50

Table 238 - Maximum Power Spectral Density Results

Test Configuration			
Frequency Range:	5.925-6.425 GHz 6.425-6.525 GHz 6.525-6.875 GHz	Band:	U-NII-5 U-NII-6 U-NII-7
Limit Clause(s):	15.407(a)(7) RSS-248	Test Method(s):	C63.10 12.4.2.4 C63.10 12.6
Additional Reference(s):	662911 D01 v02r01 F)2)f)(ii), 662911 D01 v02r01 E)2)b)		
Note(s):	DCCF was added to the spectrum analyser reference level offset.		

DUT Configuration			
Mode:	802.11ax HE80 SU SP	Duty Cycle (%):	95.5
Modulation Coding Scheme:	MCS2x1	DCCF (dB):	0.20
Antenna Configuration:	MIMO CDD	Peak Antenna Gain (dBi):	7.56
Active Port(s):	A+B (Core 0 + Core 1)	Active Chain(s):	0+1

Test Frequency (MHz)	PSD (dBm / MHz)					Gain (dBi)	EIRP (dBm)	EIRP Limit (dBm)	EIRP Margin (dB)
	A	B	C	D	∑				
5985	3.39	3.01	-	-	6.22	6.92	13.14	17.00	-3.86
6145	4.28	3.92	-	-	7.12	6.36	13.47	17.00	-3.53
6385	2.51	2.02	-	-	5.28	7.42	12.71	17.00	-4.29
6465	3.57	3.34	-	-	6.47	7.56	14.03	17.00	-2.97
6545	3.65	3.45	-	-	6.56	7.56	14.12	17.00	-2.88
6625	3.65	3.59	-	-	6.63	6.91	13.54	17.00	-3.46
6705	3.92	3.34	-	-	6.65	6.91	13.56	17.00	-3.44
6785	4.25	3.62	-	-	6.95	6.91	13.87	17.00	-3.13

Table 239 - Maximum Power Spectral Density Results

Test Configuration			
Frequency Range:	5.925-6.425 GHz 6.425-6.525 GHz 6.525-6.875 GHz	Band:	U-NII-5 U-NII-6 U-NII-7
Limit Clause(s):	15.407(a)(7) RSS-248	Test Method(s):	C63.10 12.4.2.4 C63.10 12.6
Additional Reference(s):	662911 D01 v02r01 F)2)f)(ii), 662911 D01 v02r01 E)2)b)		
Note(s):	DCCF was added to the spectrum analyser reference level offset.		

DUT Configuration			
Mode:	802.11ax HE160 SU SP	Duty Cycle (%):	92.7
Modulation Coding Scheme:	MCS2x1	DCCF (dB):	0.33
Antenna Configuration:	MIMO CDD	Peak Antenna Gain (dBi):	7.56
Active Port(s):	A+B (Core 0 + Core 1)	Active Chain(s):	0+1

Test Frequency (MHz)	PSD (dBm / MHz)					Gain (dBi)	EIRP (dBm)	EIRP Limit (dBm)	EIRP Margin (dB)
	A	B	C	D	∑				
6025	-0.32	-0.64	-	-	2.53	6.92	9.46	17.00	-7.54
6185	-0.52	-0.70	-	-	2.40	6.36	8.76	17.00	-8.24
6345	-0.35	-1.17	-	-	2.27	7.42	9.69	17.00	-7.31
6505	-1.59	-1.18	-	-	1.63	7.56	9.19	17.00	-7.81
6665	-1.44	-0.90	-	-	1.85	6.91	8.76	17.00	-8.24

Table 240 - Maximum Power Spectral Density Results

Test Configuration			
Frequency Range:	5.925-6.425 GHz 6.425-6.525 GHz 6.525-6.875 GHz	Band:	U-NII-5 U-NII-6 U-NII-7
Limit Clause(s):	15.407(a)(7) RSS-248	Test Method(s):	C63.10 12.4.2.4 C63.10 12.6
Additional Reference(s):	662911 D01 v02r01 F)2)f)(ii), 662911 D01 v02r01 E)2)b)		
Note(s):	DCCF was added to the spectrum analyser reference level offset.		

DUT Configuration			
Mode:	802.11ax HE20 RU26 SP	Duty Cycle (%):	97.1
Modulation Coding Scheme:	MCS2x1	DCCF (dB):	0.13
Antenna Configuration:	MIMO CDD	Peak Antenna Gain (dBi):	7.56
Active Port(s):	A+B (Core 0 + Core 1)	Active Chain(s):	0+1

Test Frequency (MHz)	PSD (dBm / MHz)					Gain (dBi)	EIRP (dBm)	EIRP Limit (dBm)	EIRP Margin (dB)
	A	B	C	D	∑				
5955 (RU26.0)	4.87	4.49	-	-	7.70	6.92	14.62	17.00	-2.38
6175 (RU26.0)	4.81	4.43	-	-	7.63	6.36	13.99	17.00	-3.01
6415 (RU26.8)	4.10	4.13	-	-	7.13	7.42	14.55	17.00	-2.45
6435 (RU26.0)	4.13	3.86	-	-	7.01	7.56	14.57	17.00	-2.43
6475 (RU26.0)	3.56	3.82	-	-	6.70	7.56	14.26	17.00	-2.74
6515 (RU26.8)	3.91	3.79	-	-	6.86	7.56	14.42	17.00	-2.58
6535 (RU26.0)	3.97	4.71	-	-	7.37	6.91	14.28	17.00	-2.72
6695 (RU26.0)	4.29	4.32	-	-	7.31	6.91	14.22	17.00	-2.78
6855 (RU26.8)	4.39	3.81	-	-	7.12	6.91	14.03	17.00	-2.97

Table 241 - Maximum Power Spectral Density Results

Test Configuration			
Frequency Range:	5.925-6.425 GHz 6.425-6.525 GHz 6.525-6.875 GHz	Band:	U-NII-5 U-NII-6 U-NII-7
Limit Clause(s):	15.407(a)(7) RSS-248	Test Method(s):	C63.10 12.4.2.4 C63.10 12.6
Additional Reference(s):	662911 D01 v02r01 F)2)f)(ii), 662911 D01 v02r01 E)2)b)		
Note(s):	DCCF was added to the spectrum analyser reference level offset.		

DUT Configuration			
Mode:	802.11ax HE20 RU52 SP	Duty Cycle (%):	96.9
Modulation Coding Scheme:	MCS2x1	DCCF (dB):	0.13
Antenna Configuration:	MIMO CDD	Peak Antenna Gain (dBi):	7.56
Active Port(s):	A+B (Core 0 + Core 1)	Active Chain(s):	0+1

Test Frequency (MHz)	PSD (dBm / MHz)					Gain (dBi)	EIRP (dBm)	EIRP Limit (dBm)	EIRP Margin (dB)
	A	B	C	D	∑				
5955 (RU52.37)	5.04	5.17	-	-	8.12	6.92	15.04	17.00	-1.96
6175 (RU52.37)	5.43	5.26	-	-	8.36	6.36	14.71	17.00	-2.29
6415 (RU52.40)	4.28	4.52	-	-	7.42	7.42	14.84	17.00	-2.16
6435 (RU52.37)	3.95	4.20	-	-	7.09	7.56	14.65	17.00	-2.35
6475 (RU52.37)	3.93	3.94	-	-	6.94	7.56	14.50	17.00	-2.50
6515 (RU52.40)	3.81	4.06	-	-	6.95	7.56	14.51	17.00	-2.49
6535 (RU52.37)	4.50	5.25	-	-	7.90	6.91	14.81	17.00	-2.19
6695 (RU52.37)	4.80	4.97	-	-	7.90	6.91	14.81	17.00	-2.19
6855 (RU52.40)	5.06	4.57	-	-	7.83	6.91	14.74	17.00	-2.26

Table 242 - Maximum Power Spectral Density Results

Test Configuration			
Frequency Range:	5.925-6.425 GHz 6.425-6.525 GHz 6.525-6.875 GHz	Band:	U-NII-5 U-NII-6 U-NII-7
Limit Clause(s):	15.407(a)(7) RSS-248	Test Method(s):	C63.10 12.4.2.4 C63.10 12.6
Additional Reference(s):	662911 D01 v02r01 F)2)f)(ii), 662911 D01 v02r01 E)2)b)		
Note(s):	DCCF was added to the spectrum analyser reference level offset.		

DUT Configuration			
Mode:	802.11ax HE20 RU106 SP	Duty Cycle (%):	97.9
Modulation Coding Scheme:	MCS2x1	DCCF (dB):	0.09
Antenna Configuration:	MIMO CDD	Peak Antenna Gain (dBi):	7.42
Active Port(s):	A+B (Core 0 + Core 1)	Active Chain(s):	0+1

Test Frequency (MHz)	PSD (dBm / MHz)					Gain (dBi)	EIRP (dBm)	EIRP Limit (dBm)	EIRP Margin (dB)
	A	B	C	D	∑				
5955 (RU106.53)	5.07	4.52	-	-	7.81	6.92	14.74	17.00	-2.26
6175 (RU106.53)	5.62	5.06	-	-	8.36	6.36	14.71	17.00	-2.29
6415 (RU106.54)	4.51	4.68	-	-	7.61	7.42	15.03	17.00	-1.97
6435 (RU106.53)	4.49	4.29	-	-	7.40	7.56	14.96	17.00	-2.04
6475 (RU106.53)	4.53	4.20	-	-	7.38	7.56	14.94	17.00	-2.06
6515 (RU106.54)	4.22	4.45	-	-	7.35	7.56	14.91	17.00	-2.09
6535 (RU106.53)	4.77	4.78	-	-	7.79	6.91	14.70	17.00	-2.30
6695 (RU106.53)	5.21	4.87	-	-	8.05	6.91	14.97	17.00	-2.03
6855 (RU106.54)	5.51	4.71	-	-	8.14	6.91	15.05	17.00	-1.95

Table 243 - Maximum Power Spectral Density Results

Test Configuration			
Frequency Range:	5.925-6.425 GHz 6.525-6.875 GHz	Band:	U-NII-5 U-NII-7
Limit Clause(s):	15.407(a)(9)	Test Method(s):	C63.10 12.4.2.4 C63.10 12.6
Additional Reference(s):	662911 D01 v02r01 F)2)f)(ii), 662911 D01 v02r01 E)2)b)		
Note(s):	DCCF was added to the spectrum analyser reference level offset.		

DUT Configuration			
Mode:	802.11ax HE40 SU VLP	Duty Cycle (%):	89.7
Modulation Coding Scheme:	MCS2x1	DCCF (dB):	0.47
Antenna Configuration:	MIMO CDD	Peak Antenna Gain (dBi):	6.91
Active Port(s):	A+B (Core 0 + Core 1)	Active Chain(s):	0+1

Test Frequency (MHz)	PSD (dBm / MHz)					Gain (dBi)	EIRP (dBm)	EIRP Limit (dBm)	EIRP Margin (dB)
	A	B	C	D	∑				
6125	-17.05	-17.49	-	-	-14.26	6.36	-7.90	-5.00	-2.90
6205	-16.33	-17.33	-	-	-13.79	6.36	-7.44	-5.00	-2.44
6245	-16.48	-17.08	-	-	-13.76	6.36	-7.40	-5.00	-2.40
6565	-17.53	-18.17	-	-	-14.83	6.91	-7.92	-5.00	-2.92
6685	-17.30	-17.96	-	-	-14.61	6.91	-7.70	-5.00	-2.70
6845	-17.56	-17.99	-	-	-14.76	6.91	-7.84	-5.00	-2.84

Table 244 - Maximum Power Spectral Density Results

Test Configuration			
Frequency Range:	5.925-6.425 GHz 6.525-6.875 GHz	Band:	U-NII-5 U-NII-7
Limit Clause(s):	15.407(a)(9)	Test Method(s):	C63.10 12.4.2.4 C63.10 12.6
Additional Reference(s):	662911 D01 v02r01 F)2)f)(ii), 662911 D01 v02r01 E)2)b)		
Note(s):	DCCF was added to the spectrum analyser reference level offset.		

DUT Configuration			
Mode:	802.11ax HE80 SU VLP	Duty Cycle (%):	95.5
Modulation Coding Scheme:	MCS2x1	DCCF (dB):	0.20
Antenna Configuration:	MIMO CDD	Peak Antenna Gain (dBi):	7.42
Active Port(s):	A+B (Core 0 + Core 1)	Active Chain(s):	0+1

Test Frequency (MHz)	PSD (dBm / MHz)					Gain (dBi)	EIRP (dBm)	EIRP Limit (dBm)	EIRP Margin (dB)
	A	B	C	D	∑				
6145	-17.31	-17.35	-	-	-14.32	6.36	-7.96	-5.00	-2.96
6225	-16.97	-16.78	-	-	-13.87	6.36	-7.51	-5.00	-2.51
6385	-17.65	-17.93	-	-	-14.78	7.42	-7.35	-5.00	-2.35
6625	-17.57	-18.27	-	-	-14.90	6.91	-7.99	-5.00	-2.99
6705	-17.70	-18.16	-	-	-14.91	6.91	-8.00	-5.00	-3.00
6785	-16.95	-17.75	-	-	-14.32	6.91	-7.41	-5.00	-2.41

Table 245 - Maximum Power Spectral Density Results

Test Configuration			
Frequency Range:	5.925-6.425 GHz 6.525-6.875 GHz	Band:	U-NII-5 U-NII-7
Limit Clause(s):	15.407(a)(9)	Test Method(s):	C63.10 12.4.2.4 C63.10 12.6
Additional Reference(s):	662911 D01 v02r01 F)2)f)(ii), 662911 D01 v02r01 E)2)b)		
Note(s):	DCCF was added to the spectrum analyser reference level offset.		

DUT Configuration			
Mode:	802.11ax HE160 SU VLP	Duty Cycle (%):	92.7
Modulation Coding Scheme:	MCS2x1	DCCF (dB):	0.33
Antenna Configuration:	MIMO CDD	Peak Antenna Gain (dBi):	7.42
Active Port(s):	A+B (Core 0 + Core 1)	Active Chain(s):	0+1

Test Frequency (MHz)	PSD (dBm / MHz)					Gain (dBi)	EIRP (dBm)	EIRP Limit (dBm)	EIRP Margin (dB)
	A	B	C	D	∑				
6185	-15.58	-16.30	-	-	-12.91	6.36	-6.56	-5.00	-1.56
6345	-16.88	-17.58	-	-	-14.20	7.42	-6.78	-5.00	-1.78
6665	-16.89	-16.84	-	-	-13.85	6.91	-6.94	-5.00	-1.94

Table 246 - Maximum Power Spectral Density Results

MIMO SDM:

Test Configuration			
Frequency Range:	5.925-6.425 GHz 6.425-6.525 GHz 6.525-6.875 GHz 6.875-7.125 GHz	Band:	U-NII-5 U-NII-6 U-NII-7 U-NII-8
Limit Clause(s):	15.407(a)(8) RSS-248	Test Method(s):	C63.10 12.4.2.4 C63.10 12.6
Additional Reference(s):	662911 D01 v02r01 F)2)d)(ii), 662911 D01 v02r01 E)2)b)		
Note(s):	DCCF was added to the spectrum analyser reference level offset.		

DUT Configuration			
Mode:	802.11ax HE20 SU LPI	Duty Cycle (%):	93.3
Modulation Coding Scheme:	MCS2x2	DCCF (dB):	0.30
Antenna Configuration:	MIMO SDM	Peak Antenna Gain (dBi):	4.55
Active Port(s):	A+B (Core 0 + Core 1)	Active Chain(s):	0+1

Test Frequency (MHz)	PSD (dBm / MHz)					Gain (dBi)	EIRP (dBm)	EIRP Limit (dBm)	EIRP Margin (dB)
	A	B	C	D	∑				
5955	-9.95	-10.59	-	-	-7.25	3.93	-3.32	-1.00	-2.32
6175	-9.18	-9.73	-	-	-6.44	3.39	-3.05	-1.00	-2.05
6415	-10.38	-11.41	-	-	-7.86	4.52	-3.34	-1.00	-2.34
6435	-10.62	-11.65	-	-	-8.09	4.55	-3.54	-1.00	-2.54
6475	-10.78	-11.54	-	-	-8.13	4.55	-3.58	-1.00	-2.58
6515	-10.81	-11.31	-	-	-8.04	4.55	-3.49	-1.00	-2.49
6535	-10.18	-10.87	-	-	-7.50	3.90	-3.60	-1.00	-2.60
6695	-10.45	-11.45	-	-	-7.91	3.90	-4.01	-1.00	-3.01
6855	-9.98	-11.25	-	-	-7.56	3.90	-3.65	-1.00	-2.65
6875	-11.01	-11.85	-	-	-8.40	3.90	-4.50	-1.00	-3.50
6895	-10.93	-11.62	-	-	-8.25	3.84	-4.41	-1.00	-3.41
6995	-9.98	-11.51	-	-	-7.67	3.84	-3.83	-1.00	-2.83
7095	-10.28	-12.43	-	-	-8.21	3.84	-4.37	-1.00	-3.37

Table 247 - Maximum Power Spectral Density Results

Test Configuration			
Frequency Range:	5.925-6.425 GHz 6.425-6.525 GHz 6.525-6.875 GHz 6.875-7.125 GHz	Band:	U-NII-5 U-NII-6 U-NII-7 U-NII-8
Limit Clause(s):	15.407(a)(8) RSS-248	Test Method(s):	C63.10 12.4.2.4 C63.10 12.6
Additional Reference(s):	662911 D01 v02r01 F)2)d)(ii), 662911 D01 v02r01 E)2)b)		
Note(s):	DCCF was added to the spectrum analyser reference level offset.		

DUT Configuration			
Mode:	802.11ax HE40 SU LPI	Duty Cycle (%):	92.3
Modulation Coding Scheme:	MCS2x2	DCCF (dB):	0.35
Antenna Configuration:	MIMO SDM	Peak Antenna Gain (dBi):	4.55
Active Port(s):	A+B (Core 0 + Core 1)	Active Chain(s):	0+1

Test Frequency (MHz)	PSD (dBm / MHz)					Gain (dBi)	EIRP (dBm)	EIRP Limit (dBm)	EIRP Margin (dB)
	A	B	C	D	∑				
5965	-10.15	-10.50	-	-	-7.31	3.93	-3.38	-1.00	-2.38
6165	-9.83	-10.31	-	-	-7.05	3.39	-3.66	-1.00	-2.66
6405	-10.82	-11.27	-	-	-8.03	4.52	-3.51	-1.00	-2.51
6445	-11.31	-11.53	-	-	-8.41	4.55	-3.86	-1.00	-2.86
6485	-11.11	-11.29	-	-	-8.19	4.55	-3.64	-1.00	-2.64
6525	-10.82	-11.19	-	-	-7.99	4.55	-3.44	-1.00	-2.44
6565	-10.00	-10.09	-	-	-7.03	3.90	-3.13	-1.00	-2.13
6685	-10.47	-10.62	-	-	-7.53	3.90	-3.63	-1.00	-2.63
6845	-10.33	-10.89	-	-	-7.59	3.90	-3.69	-1.00	-2.69
6885	-10.39	-10.97	-	-	-7.66	4.11	-3.55	-1.00	-2.55
6925	-10.31	-10.71	-	-	-7.49	3.84	-3.65	-1.00	-2.65
7005	-10.25	-10.72	-	-	-7.47	3.84	-3.63	-1.00	-2.63
7085	-9.71	-11.07	-	-	-7.32	3.84	-3.48	-1.00	-2.48

Table 248 - Maximum Power Spectral Density Results

Test Configuration			
Frequency Range:	5.925-6.425 GHz 6.425-6.525 GHz 6.525-6.875 GHz 6.875-7.125 GHz	Band:	U-NII-5 U-NII-6 U-NII-7 U-NII-8
Limit Clause(s):	15.407(a)(8) RSS-248	Test Method(s):	C63.10 12.4.2.4 C63.10 12.6
Additional Reference(s):	662911 D01 v02r01 F)2)d)(ii), 662911 D01 v02r01 E)2)b)		
Note(s):	DCCF was added to the spectrum analyser reference level offset.		

DUT Configuration			
Mode:	802.11ax HE80 SU LPI	Duty Cycle (%):	92.7
Modulation Coding Scheme:	MCS2x2	DCCF (dB):	0.33
Antenna Configuration:	MIMO SDM	Peak Antenna Gain (dBi):	4.55
Active Port(s):	A+B (Core 0 + Core 1)	Active Chain(s):	0+1

Test Frequency (MHz)	PSD (dBm / MHz)					Gain (dBi)	EIRP (dBm)	EIRP Limit (dBm)	EIRP Margin (dB)
	A	B	C	D	∑				
5985	-10.15	-10.25	-	-	-7.19	3.93	-3.26	-1.00	-2.26
6145	-9.77	-10.07	-	-	-6.91	3.39	-3.51	-1.00	-2.51
6385	-10.76	-11.44	-	-	-8.08	4.52	-3.56	-1.00	-2.56
6465	-11.58	-11.31	-	-	-8.43	4.55	-3.88	-1.00	-2.88
6545	-10.99	-11.33	-	-	-8.14	4.55	-3.59	-1.00	-2.59
6625	-10.60	-10.55	-	-	-7.57	3.90	-3.67	-1.00	-2.67
6705	-10.09	-10.59	-	-	-7.32	3.90	-3.42	-1.00	-2.42
6785	-9.83	-10.30	-	-	-7.05	3.90	-3.15	-1.00	-2.15
6865	-10.34	-11.03	-	-	-7.66	3.90	-3.76	-1.00	-2.76
6945	-10.27	-11.02	-	-	-7.62	3.84	-3.78	-1.00	-2.78
7025	-10.22	-10.97	-	-	-7.57	3.84	-3.72	-1.00	-2.72

Table 249 - Maximum Power Spectral Density Results

Test Configuration			
Frequency Range:	5.925-6.425 GHz 6.425-6.525 GHz 6.525-6.875 GHz 6.875-7.125 GHz	Band:	U-NII-5 U-NII-6 U-NII-7 U-NII-8
Limit Clause(s):	15.407(a)(8) RSS-248	Test Method(s):	C63.10 12.4.2.4 C63.10 12.6
Additional Reference(s):	662911 D01 v02r01 F)2)d)(ii), 662911 D01 v02r01 E)2)b)		
Note(s):	DCCF was added to the spectrum analyser reference level offset.		

DUT Configuration			
Mode:	802.11ax HE160 SU LPI	Duty Cycle (%):	89.0
Modulation Coding Scheme:	MCS2x2	DCCF (dB):	0.51
Antenna Configuration:	MIMO SDM	Peak Antenna Gain (dBi):	4.55
Active Port(s):	A+B (Core 0 + Core 1)	Active Chain(s):	0+1

Test Frequency (MHz)	PSD (dBm / MHz)					Gain (dBi)	EIRP (dBm)	EIRP Limit (dBm)	EIRP Margin (dB)
	A	B	C	D	∑				
6025	-9.54	-9.64	-	-	-6.58	3.93	-2.65	-1.00	-1.65
6185	-9.07	-9.09	-	-	-6.07	3.39	-2.67	-1.00	-1.67
6345	-9.92	-10.54	-	-	-7.21	4.52	-2.69	-1.00	-1.69
6505	-10.58	-10.93	-	-	-7.74	4.55	-3.19	-1.00	-2.19
6665	-10.04	-9.69	-	-	-6.85	3.90	-2.95	-1.00	-1.95
6825	-9.44	-10.09	-	-	-6.74	3.90	-2.84	-1.00	-1.84
6985	-9.64	-10.87	-	-	-7.20	3.84	-3.36	-1.00	-2.36

Table 250 - Maximum Power Spectral Density Results

Test Configuration			
Frequency Range:	5.925-6.425 GHz 6.425-6.525 GHz 6.525-6.875 GHz 6.875-7.125 GHz	Band:	U-NII-5 U-NII-6 U-NII-7 U-NII-8
Limit Clause(s):	15.407(a)(8) RSS-248	Test Method(s):	C63.10 12.4.2.4 C63.10 12.6
Additional Reference(s):	662911 D01 v02r01 F)2)d)(ii), 662911 D01 v02r01 E)2)b)		
Note(s):	DCCF was added to the spectrum analyser reference level offset.		

DUT Configuration			
Mode:	802.11ax HE20 RU26 LPI	Duty Cycle (%):	96.0
Modulation Coding Scheme:	MCS2x2	DCCF (dB):	0.18
Antenna Configuration:	MIMO SDM	Peak Antenna Gain (dBi):	4.55
Active Port(s):	A+B (Core 0 + Core 1)	Active Chain(s):	0+1

Test Frequency (MHz)	PSD (dBm / MHz)					Gain (dBi)	EIRP (dBm)	EIRP Limit (dBm)	EIRP Margin (dB)
	A	B	C	D	∑				
5955 (RU26.0)	-9.97	-10.46	-	-	-7.20	3.93	-3.27	-1.00	-2.27
6175 (RU26.0)	-10.08	-10.14	-	-	-7.10	3.39	-3.71	-1.00	-2.71
6415 (RU26.8)	-10.67	-11.74	-	-	-8.16	4.52	-3.64	-1.00	-2.64
6435 (RU26.0)	-10.84	-11.49	-	-	-8.15	4.55	-3.60	-1.00	-2.60
6475 (RU26.0)	-11.03	-11.82	-	-	-8.40	4.55	-3.85	-1.00	-2.85
6515 (RU26.8)	-10.85	-11.95	-	-	-8.35	4.55	-3.80	-1.00	-2.80
6535 (RU26.0)	-10.22	-11.08	-	-	-7.62	3.90	-3.72	-1.00	-2.72
6695 (RU26.0)	-10.21	-10.96	-	-	-7.55	3.90	-3.65	-1.00	-2.65
6855 (RU26.8)	-10.26	-10.95	-	-	-7.58	3.90	-3.68	-1.00	-2.68
6875 (RU26.3)	-10.52	-11.44	-	-	-7.94	3.90	-4.04	-1.00	-3.04
6875 (RU26.5)	-10.17	-11.12	-	-	-7.61	3.90	-3.71	-1.00	-2.71
6895 (RU26.0)	-10.15	-10.98	-	-	-7.54	3.84	-3.69	-1.00	-2.69
6995 (RU26.0)	-10.22	-11.63	-	-	-7.86	3.84	-4.02	-1.00	-3.02
7095 (RU26.8)	-10.37	-12.37	-	-	-8.24	3.84	-4.40	-1.00	-3.40

Table 251 - Maximum Power Spectral Density Results

Test Configuration			
Frequency Range:	5.925-6.425 GHz 6.425-6.525 GHz 6.525-6.875 GHz 6.875-7.125 GHz	Band:	U-NII-5 U-NII-6 U-NII-7 U-NII-8
Limit Clause(s):	15.407(a)(8) RSS-248	Test Method(s):	C63.10 12.4.2.4 C63.10 12.6
Additional Reference(s):	662911 D01 v02r01 F)2)d)(ii), 662911 D01 v02r01 E)2)b)		
Note(s):	DCCF was added to the spectrum analyser reference level offset.		

DUT Configuration			
Mode:	802.11ax HE20 RU52 LPI	Duty Cycle (%):	97.0
Modulation Coding Scheme:	MCS2x2	DCCF (dB):	0.13
Antenna Configuration:	MIMO SDM	Peak Antenna Gain (dBi):	4.55
Active Port(s):	A+B (Core 0 + Core 1)	Active Chain(s):	0+1

Test Frequency (MHz)	PSD (dBm / MHz)					Gain (dBi)	EIRP (dBm)	EIRP Limit (dBm)	EIRP Margin (dB)
	A	B	C	D	∑				
5955 (RU52.37)	-9.86	-10.16	-	-	-7.00	3.93	-3.07	-1.00	-2.07
6175 (RU52.37)	-10.32	-9.93	-	-	-7.11	3.39	-3.72	-1.00	-2.72
6415 (RU52.40)	-10.14	-11.18	-	-	-7.62	4.52	-3.10	-1.00	-2.10
6435 (RU52.37)	-10.47	-10.87	-	-	-7.65	4.55	-3.10	-1.00	-2.10
6475 (RU52.37)	-10.75	-11.32	-	-	-8.01	4.55	-3.46	-1.00	-2.46
6515 (RU52.40)	-11.17	-11.03	-	-	-8.09	4.55	-3.54	-1.00	-2.54
6535 (RU52.37)	-10.16	-10.79	-	-	-7.46	3.90	-3.55	-1.00	-2.55
6695 (RU52.37)	-10.27	-11.19	-	-	-7.70	3.90	-3.80	-1.00	-2.80
6855 (RU52.40)	-9.97	-10.79	-	-	-7.35	3.90	-3.45	-1.00	-2.45
6875 (RU52.38)	-10.11	-11.23	-	-	-7.62	3.90	-3.72	-1.00	-2.72
6875 (RU52.39)	-9.74	-11.19	-	-	-7.39	3.90	-3.49	-1.00	-2.49
6895 (RU52.37)	-9.49	-10.80	-	-	-7.08	3.84	-3.24	-1.00	-2.24
6995 (RU52.37)	-9.68	-11.48	-	-	-7.48	3.84	-3.64	-1.00	-2.64
7095 (RU52.40)	-10.23	-11.81	-	-	-7.94	3.84	-4.09	-1.00	-3.09

Table 252 - Maximum Power Spectral Density Results

Test Configuration			
Frequency Range:	5.925-6.425 GHz 6.425-6.525 GHz 6.525-6.875 GHz 6.875-7.125 GHz	Band:	U-NII-5 U-NII-6 U-NII-7 U-NII-8
Limit Clause(s):	15.407(a)(8) RSS-248	Test Method(s):	C63.10 12.4.2.4 C63.10 12.6
Additional Reference(s):	662911 D01 v02r01 F)2)d)(ii), 662911 D01 v02r01 E)2)b)		
Note(s):	DCCF was added to the spectrum analyser reference level offset.		

DUT Configuration			
Mode:	802.11ax HE20 RU106 LPI	Duty Cycle (%):	97.9
Modulation Coding Scheme:	MCS2x2	DCCF (dB):	0.09
Antenna Configuration:	MIMO SDM	Peak Antenna Gain (dBi):	4.55
Active Port(s):	A+B (Core 0 + Core 1)	Active Chain(s):	0+1

Test Frequency (MHz)	PSD (dBm / MHz)					Gain (dBi)	EIRP (dBm)	EIRP Limit (dBm)	EIRP Margin (dB)
	A	B	C	D	∑				
5955 (RU106.53)	-9.93	-10.47	-	-	-7.18	3.93	-3.25	-1.00	-2.25
6175 (RU106.53)	-9.50	-9.38	-	-	-6.43	3.39	-3.04	-1.00	-2.04
6415 (RU106.54)	-9.91	-10.82	-	-	-7.33	4.52	-2.81	-1.00	-1.81
6435 (RU106.53)	-10.44	-11.47	-	-	-7.92	4.55	-3.37	-1.00	-2.37
6475 (RU106.53)	-10.67	-11.57	-	-	-8.09	4.55	-3.54	-1.00	-2.54
6515 (RU106.54)	-10.55	-11.30	-	-	-7.90	4.55	-3.35	-1.00	-2.35
6535 (RU106.53)	-9.93	-10.68	-	-	-7.28	3.90	-3.38	-1.00	-2.38
6695 (RU106.53)	-9.93	-10.86	-	-	-7.36	3.90	-3.46	-1.00	-2.46
6855 (RU106.54)	-9.75	-10.65	-	-	-7.17	3.90	-3.27	-1.00	-2.27
6875 (RU106.53)	-10.01	-11.08	-	-	-7.50	3.90	-3.60	-1.00	-2.60
6875 (RU106.54)	-9.85	-11.15	-	-	-7.44	3.90	-3.54	-1.00	-2.54
6895 (RU106.53)	-9.97	-10.83	-	-	-7.37	3.84	-3.53	-1.00	-2.53
6995 (RU106.53)	-9.69	-11.53	-	-	-7.50	3.84	-3.66	-1.00	-2.66
7095 (RU106.54)	-9.38	-12.47	-	-	-7.65	3.84	-3.81	-1.00	-2.81

Table 253 - Maximum Power Spectral Density Results

Test Configuration			
Frequency Range:	5.925-6.425 GHz 6.425-6.525 GHz 6.525-6.875 GHz	Band:	U-NII-5 U-NII-6 U-NII-7
Limit Clause(s):	15.407(a)(7) RSS-248	Test Method(s):	C63.10 12.4.2.4 C63.10 12.6
Additional Reference(s):	662911 D01 v02r01 F)2)d)(ii), 662911 D01 v02r01 E)2)b)		
Note(s):	DCCF was added to the spectrum analyser reference level offset.		

DUT Configuration			
Mode:	802.11ax HE20 SU SP	Duty Cycle (%):	93.4
Modulation Coding Scheme:	MCS2x2	DCCF (dB):	0.30
Antenna Configuration:	MIMO SDM	Peak Antenna Gain (dBi):	4.55
Active Port(s):	A+B (Core 0 + Core 1)	Active Chain(s):	0+1

Test Frequency (MHz)	PSD (dBm / MHz)					Gain (dBi)	EIRP (dBm)	EIRP Limit (dBm)	EIRP Margin (dB)
	A	B	C	D	∑				
5955	7.92	7.72	-	-	10.83	3.93	14.76	17.00	-2.24
6175	8.09	7.55	-	-	10.84	3.39	14.23	17.00	-2.77
6415	7.06	6.67	-	-	9.88	4.52	14.41	17.00	-2.59
6435	6.91	6.56	-	-	9.75	4.55	14.30	17.00	-2.70
6475	6.98	6.97	-	-	9.98	4.55	14.53	17.00	-2.47
6515	6.63	7.01	-	-	9.83	4.55	14.38	17.00	-2.62
6535	7.60	7.32	-	-	10.47	3.90	14.38	17.00	-2.62
6695	7.45	7.21	-	-	10.34	3.90	14.24	17.00	-2.76
6855	8.00	7.02	-	-	10.54	3.90	14.45	17.00	-2.55

Table 254 - Maximum Power Spectral Density Results

Test Configuration			
Frequency Range:	5.925-6.425 GHz 6.425-6.525 GHz 6.525-6.875 GHz	Band:	U-NII-5 U-NII-6 U-NII-7
Limit Clause(s):	15.407(a)(7) RSS-248	Test Method(s):	C63.10 12.4.2.4 C63.10 12.6
Additional Reference(s):	662911 D01 v02r01 F)2)d)(ii), 662911 D01 v02r01 E)2)b)		
Note(s):	DCCF was added to the spectrum analyser reference level offset.		

DUT Configuration			
Mode:	802.11ax HE40 SU SP	Duty Cycle (%):	93.2
Modulation Coding Scheme:	MCS2x2	DCCF (dB):	0.31
Antenna Configuration:	MIMO SDM	Peak Antenna Gain (dBi):	4.55
Active Port(s):	A+B (Core 0 + Core 1)	Active Chain(s):	0+1

Test Frequency (MHz)	PSD (dBm / MHz)					Gain (dBi)	EIRP (dBm)	EIRP Limit (dBm)	EIRP Margin (dB)
	A	B	C	D	∑				
5965	6.43	5.89	-	-	9.18	3.93	13.11	17.00	-3.89
6165	6.97	5.90	-	-	9.48	3.39	12.87	17.00	-4.13
6405	6.68	6.22	-	-	9.47	4.52	13.99	17.00	-3.01
6445	6.46	5.98	-	-	9.24	4.55	13.79	17.00	-3.21
6485	6.28	6.22	-	-	9.26	4.55	13.81	17.00	-3.19
6525	6.38	6.38	-	-	9.39	4.55	13.94	17.00	-3.06
6565	6.66	6.86	-	-	9.77	3.90	13.68	17.00	-3.32
6685	6.83	6.51	-	-	9.68	3.90	13.58	17.00	-3.42
6845	6.94	6.50	-	-	9.74	3.90	13.64	17.00	-3.36

Table 255 - Maximum Power Spectral Density Results

Test Configuration			
Frequency Range:	5.925-6.425 GHz 6.425-6.525 GHz 6.525-6.875 GHz	Band:	U-NII-5 U-NII-6 U-NII-7
Limit Clause(s):	15.407(a)(7) RSS-248	Test Method(s):	C63.10 12.4.2.4 C63.10 12.6
Additional Reference(s):	662911 D01 v02r01 F)2)d)(ii), 662911 D01 v02r01 E)2)b)		
Note(s):	DCCF was added to the spectrum analyser reference level offset.		

DUT Configuration			
Mode:	802.11ax HE80 SU SP	Duty Cycle (%):	92.8
Modulation Coding Scheme:	MCS2x2	DCCF (dB):	0.33
Antenna Configuration:	MIMO SDM	Peak Antenna Gain (dBi):	4.55
Active Port(s):	A+B (Core 0 + Core 1)	Active Chain(s):	0+1

Test Frequency (MHz)	PSD (dBm / MHz)					Gain (dBi)	EIRP (dBm)	EIRP Limit (dBm)	EIRP Margin (dB)
	A	B	C	D	∑				
5985	3.79	2.93	-	-	6.39	3.93	10.32	17.00	-6.68
6145	4.23	3.80	-	-	7.03	3.39	10.43	17.00	-6.57
6385	4.07	3.41	-	-	6.76	4.52	11.28	17.00	-5.72
6465	3.69	3.43	-	-	6.57	4.55	11.12	17.00	-5.88
6545	3.65	3.50	-	-	6.59	4.55	11.14	17.00	-5.86
6625	3.89	3.58	-	-	6.75	3.90	10.65	17.00	-6.35
6705	3.87	3.36	-	-	6.63	3.90	10.53	17.00	-6.47
6785	4.04	3.79	-	-	6.93	3.90	10.83	17.00	-6.17

Table 256 - Maximum Power Spectral Density Results

Test Configuration			
Frequency Range:	5.925-6.425 GHz 6.425-6.525 GHz 6.525-6.875 GHz	Band:	U-NII-5 U-NII-6 U-NII-7
Limit Clause(s):	15.407(a)(7) RSS-248	Test Method(s):	C63.10 12.4.2.4 C63.10 12.6
Additional Reference(s):	662911 D01 v02r01 F)2)d)(ii), 662911 D01 v02r01 E)2)b)		
Note(s):	DCCF was added to the spectrum analyser reference level offset.		

DUT Configuration			
Mode:	802.11ax HE160 SU SP	Duty Cycle (%):	89.0
Modulation Coding Scheme:	MCS2x2	DCCF (dB):	0.51
Antenna Configuration:	MIMO SDM	Peak Antenna Gain (dBi):	4.55
Active Port(s):	A+B (Core 0 + Core 1)	Active Chain(s):	0+1

Test Frequency (MHz)	PSD (dBm / MHz)					Gain (dBi)	EIRP (dBm)	EIRP Limit (dBm)	EIRP Margin (dB)
	A	B	C	D	∑				
6025	-0.61	-0.71	-	-	2.35	3.93	6.28	17.00	-10.72
6185	-0.27	-0.16	-	-	2.79	3.39	6.19	17.00	-10.81
6345	-0.29	-0.75	-	-	2.50	4.52	7.02	17.00	-9.98
6505	-1.28	-1.44	-	-	1.65	4.55	6.20	17.00	-10.80
6665	-1.53	-1.05	-	-	1.72	3.90	5.63	17.00	-11.37

Table 257 - Maximum Power Spectral Density Results

Test Configuration			
Frequency Range:	5.925-6.425 GHz 6.425-6.525 GHz 6.525-6.875 GHz	Band:	U-NII-5 U-NII-6 U-NII-7
Limit Clause(s):	15.407(a)(7) RSS-248	Test Method(s):	C63.10 12.4.2.4 C63.10 12.6
Additional Reference(s):	662911 D01 v02r01 F)2)d)(ii), 662911 D01 v02r01 E)2)b)		
Note(s):	DCCF was added to the spectrum analyser reference level offset.		

DUT Configuration			
Mode:	802.11ax HE20 RU26 SP	Duty Cycle (%):	97.1
Modulation Coding Scheme:	MCS2x2	DCCF (dB):	0.13
Antenna Configuration:	MIMO SDM	Peak Antenna Gain (dBi):	4.55
Active Port(s):	A+B (Core 0 + Core 1)	Active Chain(s):	0+1

Test Frequency (MHz)	PSD (dBm / MHz)					Gain (dBi)	EIRP (dBm)	EIRP Limit (dBm)	EIRP Margin (dB)
	A	B	C	D	∑				
5955 (RU26.0)	7.53	7.80	-	-	10.68	3.93	14.61	17.00	-2.39
6175 (RU26.0)	7.76	7.82	-	-	10.80	3.39	14.19	17.00	-2.81
6415 (RU26.8)	7.27	6.94	-	-	10.12	4.52	14.64	17.00	-2.36
6435 (RU26.0)	6.75	6.55	-	-	9.66	4.55	14.21	17.00	-2.79
6475 (RU26.0)	6.87	6.90	-	-	9.89	4.55	14.44	17.00	-2.56
6515 (RU26.8)	6.51	6.62	-	-	9.58	4.55	14.13	17.00	-2.87
6535 (RU26.0)	7.23	7.67	-	-	10.46	3.90	14.37	17.00	-2.63
6695 (RU26.0)	7.70	7.71	-	-	10.72	3.90	14.62	17.00	-2.38
6855 (RU26.8)	7.70	6.86	-	-	10.31	3.90	14.21	17.00	-2.79

Table 258 - Maximum Power Spectral Density Results

Test Configuration			
Frequency Range:	5.925-6.425 GHz 6.425-6.525 GHz 6.525-6.875 GHz	Band:	U-NII-5 U-NII-6 U-NII-7
Limit Clause(s):	15.407(a)(7) RSS-248	Test Method(s):	C63.10 12.4.2.4 C63.10 12.6
Additional Reference(s):	662911 D01 v02r01 F)2)d)(ii), 662911 D01 v02r01 E)2)b)		
Note(s):	DCCF was added to the spectrum analyser reference level offset.		

DUT Configuration			
Mode:	802.11ax HE20 RU52 SP	Duty Cycle (%):	96.9
Modulation Coding Scheme:	MCS2x2	DCCF (dB):	0.13
Antenna Configuration:	MIMO SDM	Peak Antenna Gain (dBi):	4.55
Active Port(s):	A+B (Core 0 + Core 1)	Active Chain(s):	0+1

Test Frequency (MHz)	PSD (dBm / MHz)					Gain (dBi)	EIRP (dBm)	EIRP Limit (dBm)	EIRP Margin (dB)
	A	B	C	D	∑				
5955 (RU52.37)	8.05	7.98	-	-	11.03	3.93	14.95	17.00	-2.05
6175 (RU52.37)	8.52	8.15	-	-	11.35	3.39	14.74	17.00	-2.26
6415 (RU52.40)	7.06	7.34	-	-	10.21	4.52	14.73	17.00	-2.27
6435 (RU52.37)	7.06	6.99	-	-	10.04	4.55	14.59	17.00	-2.41
6475 (RU52.37)	7.29	6.99	-	-	10.15	4.55	14.70	17.00	-2.30
6515 (RU52.40)	6.79	7.33	-	-	10.08	4.55	14.63	17.00	-2.37
6535 (RU52.37)	7.44	7.90	-	-	10.69	3.90	14.59	17.00	-2.41
6695 (RU52.37)	7.77	7.82	-	-	10.80	3.90	14.70	17.00	-2.30
6855 (RU52.40)	7.91	7.74	-	-	10.84	3.90	14.74	17.00	-2.26

Table 259 - Maximum Power Spectral Density Results

Test Configuration			
Frequency Range:	5.925-6.425 GHz 6.425-6.525 GHz 6.525-6.875 GHz	Band:	U-NII-5 U-NII-6 U-NII-7
Limit Clause(s):	15.407(a)(7) RSS-248	Test Method(s):	C63.10 12.4.2.4 C63.10 12.6
Additional Reference(s):	662911 D01 v02r01 F)2)d)(ii), 662911 D01 v02r01 E)2)b)		
Note(s):	DCCF was added to the spectrum analyser reference level offset.		

DUT Configuration			
Mode:	802.11ax HE20 RU106 SP	Duty Cycle (%):	97.8
Modulation Coding Scheme:	MCS2x2	DCCF (dB):	0.10
Antenna Configuration:	MIMO SDM	Peak Antenna Gain (dBi):	4.55
Active Port(s):	A+B (Core 0 + Core 1)	Active Chain(s):	0+1

Test Frequency (MHz)	PSD (dBm / MHz)					Gain (dBi)	EIRP (dBm)	EIRP Limit (dBm)	EIRP Margin (dB)
	A	B	C	D	∑				
5955 (RU106.53)	7.95	7.37	-	-	10.68	3.93	14.61	17.00	-2.39
6175 (RU106.53)	8.52	7.68	-	-	11.13	3.39	14.52	17.00	-2.48
6415 (RU106.54)	7.78	7.54	-	-	10.67	4.52	15.19	17.00	-1.81
6435 (RU106.53)	7.39	7.00	-	-	10.21	4.55	14.76	17.00	-2.24
6475 (RU106.53)	7.36	7.14	-	-	10.26	4.55	14.82	17.00	-2.18
6515 (RU106.54)	7.40	7.53	-	-	10.48	4.55	15.03	17.00	-1.97
6535 (RU106.53)	7.73	7.90	-	-	10.83	3.90	14.73	17.00	-2.27
6695 (RU106.53)	7.98	7.72	-	-	10.86	3.90	14.76	17.00	-2.24
6855 (RU106.54)	8.29	7.59	-	-	10.96	3.90	14.86	17.00	-2.14

Table 260 - Maximum Power Spectral Density Results

Test Configuration			
Frequency Range:	5.925-6.425 GHz 6.525-6.875 GHz	Band:	U-NII-5 U-NII-7
Limit Clause(s):	15.407(a)(9)	Test Method(s):	C63.10 12.4.2.4 C63.10 12.6
Additional Reference(s):	662911 D01 v02r01 F)2)d)(ii), 662911 D01 v02r01 E)2)b)		
Note(s):	DCCF was added to the spectrum analyser reference level offset.		

DUT Configuration			
Mode:	802.11ax HE20 SU VLP	Duty Cycle (%):	93.3
Modulation Coding Scheme:	MCS2x2	DCCF (dB):	0.30
Antenna Configuration:	MIMO SDM	Peak Antenna Gain (dBi):	4.52
Active Port(s):	A+B (Core 0 + Core 1)	Active Chain(s):	0+1

Test Frequency (MHz)	PSD (dBm / MHz)					Gain (dBi)	EIRP (dBm)	EIRP Limit (dBm)	EIRP Margin (dB)
	A	B	C	D	∑				
6115	-13.92	-14.32	-	-	-11.10	3.39	-7.71	-5.00	-2.71
6255	-13.85	-13.92	-	-	-10.87	3.39	-7.48	-5.00	-2.48
6415	-14.38	-15.25	-	-	-11.78	4.52	-7.26	-5.00	-2.26
6535	-14.13	-14.94	-	-	-11.50	3.90	-7.60	-5.00	-2.60
6695	-14.38	-15.04	-	-	-11.69	3.90	-7.79	-5.00	-2.79
6855	-14.21	-14.57	-	-	-11.38	3.90	-7.48	-5.00	-2.48

Table 261 - Maximum Power Spectral Density Results

Test Configuration			
Frequency Range:	5.925-6.425 GHz 6.525-6.875 GHz	Band:	U-NII-5 U-NII-7
Limit Clause(s):	15.407(a)(9)	Test Method(s):	C63.10 12.4.2.4 C63.10 12.6
Additional Reference(s):	662911 D01 v02r01 F)2)d)(ii), 662911 D01 v02r01 E)2)b)		
Note(s):	DCCF was added to the spectrum analyser reference level offset.		

DUT Configuration			
Mode:	802.11ax HE40 SU VLP	Duty Cycle (%):	89.3
Modulation Coding Scheme:	MCS2x2	DCCF (dB):	0.49
Antenna Configuration:	MIMO SDM	Peak Antenna Gain (dBi):	4.52
Active Port(s):	A+B (Core 0 + Core 1)	Active Chain(s):	0+1

Test Frequency (MHz)	PSD (dBm / MHz)					Gain (dBi)	EIRP (dBm)	EIRP Limit (dBm)	EIRP Margin (dB)
	A	B	C	D	∑				
6125	-13.93	-14.02	-	-	-10.97	3.39	-7.58	-5.00	-2.58
6245	-13.71	-14.74	-	-	-11.18	3.39	-7.79	-5.00	-2.79
6405	-14.80	-15.90	-	-	-12.30	4.52	-7.78	-5.00	-2.78
6565	-14.18	-15.14	-	-	-11.63	3.90	-7.72	-5.00	-2.72
6725	-14.26	-14.46	-	-	-11.35	3.90	-7.45	-5.00	-2.45
6845	-14.26	-14.79	-	-	-11.50	3.90	-7.60	-5.00	-2.60

Table 262 - Maximum Power Spectral Density Results

Test Configuration			
Frequency Range:	5.925-6.425 GHz 6.525-6.875 GHz	Band:	U-NII-5 U-NII-7
Limit Clause(s):	15.407(a)(9)	Test Method(s):	C63.10 12.4.2.4 C63.10 12.6
Additional Reference(s):	662911 D01 v02r01 F)2)d)(ii), 662911 D01 v02r01 E)2)b)		
Note(s):	DCCF was added to the spectrum analyser reference level offset.		

DUT Configuration			
Mode:	802.11ax HE80 SU VLP	Duty Cycle (%):	92.8
Modulation Coding Scheme:	MCS2x2	DCCF (dB):	0.33
Antenna Configuration:	MIMO SDM	Peak Antenna Gain (dBi):	4.52
Active Port(s):	A+B (Core 0 + Core 1)	Active Chain(s):	0+1

Test Frequency (MHz)	PSD (dBm / MHz)					Gain (dBi)	EIRP (dBm)	EIRP Limit (dBm)	EIRP Margin (dB)
	A	B	C	D	∑				
6145	-13.37	-13.79	-	-	-10.57	3.39	-7.17	-5.00	-2.17
6225	-13.15	-13.81	-	-	-10.46	3.39	-7.07	-5.00	-2.07
6385	-14.39	-15.16	-	-	-11.75	4.52	-7.23	-5.00	-2.23
6625	-14.00	-14.73	-	-	-11.34	3.90	-7.44	-5.00	-2.44
6705	-14.13	-14.37	-	-	-11.24	3.90	-7.33	-5.00	-2.33
6785	-13.66	-14.25	-	-	-10.93	3.90	-7.03	-5.00	-2.03

Table 263 - Maximum Power Spectral Density Results

Test Configuration			
Frequency Range:	5.925-6.425 GHz 6.525-6.875 GHz	Band:	U-NII-5 U-NII-7
Limit Clause(s):	15.407(a)(9)	Test Method(s):	C63.10 12.4.2.4 C63.10 12.6
Additional Reference(s):	662911 D01 v02r01 F)2)d)(ii), 662911 D01 v02r01 E)2)b)		
Note(s):	DCCF was added to the spectrum analyser reference level offset.		

DUT Configuration			
Mode:	802.11ax HE160 SU VLP	Duty Cycle (%):	89.0
Modulation Coding Scheme:	MCS2x2	DCCF (dB):	0.51
Antenna Configuration:	MIMO SDM	Peak Antenna Gain (dBi):	4.52
Active Port(s):	A+B (Core 0 + Core 1)	Active Chain(s):	0+1

Test Frequency (MHz)	PSD (dBm / MHz)					Gain (dBi)	EIRP (dBm)	EIRP Limit (dBm)	EIRP Margin (dB)
	A	B	C	D	∑				
6185	-13.43	-13.70	-	-	-10.55	3.39	-7.16	-5.00	-2.16
6345	-14.61	-15.55	-	-	-12.05	4.52	-7.53	-5.00	-2.53
6665	-13.97	-14.07	-	-	-11.01	3.90	-7.11	-5.00	-2.11

Table 264 - Maximum Power Spectral Density Results

TxBF:

Test Configuration			
Frequency Range:	5.925-6.425 GHz	Band:	U-NII-5
Limit Clause(s):	15.407(a)(8) RSS-248	Test Method(s):	C63.10 12.4.2.4 C63.10 12.6
Additional Reference(s):	662911 D01 v02r01 F)2)d)(i), 662911 D01 v02r01 E)2)b)		

DUT Configuration			
Mode:	802.11ax HE40 SU LPI	Duty Cycle (%):	92.4
Modulation Coding Scheme:	MCS2x1	DCCF (dB):	0.34
Antenna Configuration:	TxBF	Peak Antenna Gain (dBi):	6.92
Active Port(s):	A+B (Core 0 + Core 1)	Active Chain(s):	0+1

Test Frequency (MHz)	PSD (dBm / MHz)					Gain (dBi)	EIRP (dBm)	EIRP Limit (dBm)	EIRP Margin (dB)
	A	B	C	D	∑				
5965	-13.22	-13.83	-	-	-10.50	6.92	-3.58	-1.00	-2.58
6085	-13.33	-13.57	-	-	-10.44	6.92	-3.52	-1.00	-2.52
6245	-13.57	-13.10	-	-	-10.32	6.36	-3.96	-1.00	-2.96

Table 265 - Maximum Power Spectral Density Results

Test Configuration			
Frequency Range:	5.925-6.425 GHz	Band:	U-NII-5
Limit Clause(s):	15.407(a)(8) RSS-248	Test Method(s):	C63.10 12.4.2.4 C63.10 12.6
Additional Reference(s):	662911 D01 v02r01 F)2)d)(i), 662911 D01 v02r01 E)2)b)		

DUT Configuration			
Mode:	802.11ax HE80 SU LPI	Duty Cycle (%):	92.4
Modulation Coding Scheme:	MCS2x1	DCCF (dB):	0.34
Antenna Configuration:	TxBF	Peak Antenna Gain (dBi):	7.42
Active Port(s):	A+B (Core 0 + Core 1)	Active Chain(s):	0+1

Test Frequency (MHz)	PSD (dBm / MHz)					Gain (dBi)	EIRP (dBm)	EIRP Limit (dBm)	EIRP Margin (dB)
	A	B	C	D	∑				
5985	-12.85	-13.36	-	-	-10.09	6.92	-3.17	-1.00	-2.17
6145	-13.07	-12.80	-	-	-9.92	6.36	-3.56	-1.00	-2.56
6385	-13.47	-14.26	-	-	-10.84	7.42	-3.42	-1.00	-2.42

Table 266 - Maximum Power Spectral Density Results

Test Configuration			
Frequency Range:	6.425-6.525 GHz	Band:	U-NII-6
Limit Clause(s):	15.407(a)(8) RSS-248	Test Method(s):	C63.10 12.4.2.4 C63.10 12.6
Additional Reference(s):	662911 D01 v02r01 F)2)d)(i), 662911 D01 v02r01 E)2)b)		

DUT Configuration			
Mode:	802.11ax HE80 SU LPI	Duty Cycle (%):	93.9
Modulation Coding Scheme:	MCS2x1	DCCF (dB):	0.28
Antenna Configuration:	TxBF	Peak Antenna Gain (dBi):	7.56
Active Port(s):	A+B (Core 0 + Core 1)	Active Chain(s):	0+1

Test Frequency (MHz)	PSD (dBm / MHz)					Gain (dBi)	EIRP (dBm)	EIRP Limit (dBm)	EIRP Margin (dB)
	A	B	C	D	∑				
6465	-13.91	-13.73	-	-	-10.81	7.56	-3.25	-1.00	-2.25

Table 267 - Maximum Power Spectral Density Results

Test Configuration			
Frequency Range:	6.525-6.875 GHz	Band:	U-NII-7
Limit Clause(s):	15.407(a)(8) RSS-248	Test Method(s):	C63.10 12.4.2.4 C63.10 12.6
Additional Reference(s):	662911 D01 v02r01 F)2)d)(i), 662911 D01 v02r01 E)2)b)		

DUT Configuration			
Mode:	802.11ax HE40 SU LPI	Duty Cycle (%):	91.2
Modulation Coding Scheme:	MCS2x1	DCCF (dB):	0.40
Antenna Configuration:	TxBF	Peak Antenna Gain (dBi):	6.91
Active Port(s):	A+B (Core 0 + Core 1)	Active Chain(s):	0+1

Test Frequency (MHz)	PSD (dBm / MHz)					Gain (dBi)	EIRP (dBm)	EIRP Limit (dBm)	EIRP Margin (dB)
	A	B	C	D	∑				
6565	-13.32	-12.97	-	-	-10.13	6.91	-3.22	-1.00	-2.22
6685	-13.05	-13.30	-	-	-10.16	6.91	-3.25	-1.00	-2.25
6845	-13.26	-13.55	-	-	-10.39	6.91	-3.48	-1.00	-2.48

Table 268 - Maximum Power Spectral Density Results

Test Configuration			
Frequency Range:	6.525-6.875 GHz	Band:	U-NII-7
Limit Clause(s):	15.407(a)(8) RSS-248	Test Method(s):	C63.10 12.4.2.4 C63.10 12.6
Additional Reference(s):	662911 D01 v02r01 F)2)d)(i), 662911 D01 v02r01 E)2)b)		

DUT Configuration			
Mode:	802.11ax HE80 SU LPI	Duty Cycle (%):	91.4
Modulation Coding Scheme:	MCS2x1	DCCF (dB):	0.39
Antenna Configuration:	TxBF	Peak Antenna Gain (dBi):	7.56
Active Port(s):	A+B (Core 0 + Core 1)	Active Chain(s):	0+1

Test Frequency (MHz)	PSD (dBm / MHz)					Gain (dBi)	EIRP (dBm)	EIRP Limit (dBm)	EIRP Margin (dB)
	A	B	C	D	∑				
6545	-13.58	-13.42	-	-	-10.49	7.56	-2.93	-1.00	-1.93
6625	-13.39	-12.77	-	-	-10.06	6.91	-3.15	-1.00	-2.15
6705	-12.88	-12.60	-	-	-9.73	6.91	-2.82	-1.00	-1.82
6785	-12.71	-12.63	-	-	-9.66	6.91	-2.75	-1.00	-1.75
6865	-12.91	-13.04	-	-	-9.96	6.91	-3.05	-1.00	-2.05

Table 269 - Maximum Power Spectral Density Results

Test Configuration			
Frequency Range:	6.875-7.125 GHz	Band:	U-NII-8
Limit Clause(s):	15.407(a)(8) RSS-248	Test Method(s):	C63.10 12.4.2.4 C63.10 12.6
Additional Reference(s):	662911 D01 v02r01 F)2)d)(i), 662911 D01 v02r01 E)2)b)		

DUT Configuration			
Mode:	802.11ax HE40 SU LPI	Duty Cycle (%):	90.7
Modulation Coding Scheme:	MCS2x1	DCCF (dB):	0.42
Antenna Configuration:	TxBF	Peak Antenna Gain (dBi):	7.12
Active Port(s):	A+B (Core 0 + Core 1)	Active Chain(s):	0+1

Test Frequency (MHz)	PSD (dBm / MHz)					Gain (dBi)	EIRP (dBm)	EIRP Limit (dBm)	EIRP Margin (dB)
	A	B	C	D	∑				
6885	-12.83	-13.41	-	-	-10.10	7.12	-2.98	-1.00	-1.98
6925	-13.54	-13.66	-	-	-10.59	6.83	-3.76	-1.00	-2.76
7005	-13.66	-14.40	-	-	-11.00	6.83	-4.17	-1.00	-3.17
7085	-13.58	-15.91	-	-	-11.58	6.83	-4.75	-1.00	-3.75

Table 270 - Maximum Power Spectral Density Results

Test Configuration			
Frequency Range:	6.875-7.125 GHz	Band:	U-NII-8
Limit Clause(s):	15.407(a)(8) RSS-248	Test Method(s):	C63.10 12.4.2.4 C63.10 12.6
Additional Reference(s):	662911 D01 v02r01 F)2)d)(i), 662911 D01 v02r01 E)2)b)		

DUT Configuration			
Mode:	802.11ax HE80 SU LPI	Duty Cycle (%):	94.3
Modulation Coding Scheme:	MCS2x1	DCCF (dB):	0.29
Antenna Configuration:	TxBF	Peak Antenna Gain (dBi):	6.83
Active Port(s):	A+B (Core 0 + Core 1)	Active Chain(s):	0+1

Test Frequency (MHz)	PSD (dBm / MHz)					Gain (dBi)	EIRP (dBm)	EIRP Limit (dBm)	EIRP Margin (dB)
	A	B	C	D	∑				
6945	-12.95	-13.20	-	-	-10.06	6.83	-3.23	-1.00	-2.23
7025	-12.93	-13.57	-	-	-10.23	6.83	-3.40	-1.00	-2.40

Table 271 - Maximum Power Spectral Density Results

Test Configuration			
Frequency Range:	5.925-6.425 GHz	Band:	U-NII-5
Limit Clause(s):	15.407(a)(7) RSS-248	Test Method(s):	C63.10 12.4.2.4 C63.10 12.6
Additional Reference(s):	662911 D01 v02r01 F)2)d)(i), 662911 D01 v02r01 E)2)b)		
Note(s):	DCCF was added to the spectrum analyser reference level offset.		

DUT Configuration			
Mode:	802.11ax HE20 SU SP	Duty Cycle (%):	94.5
Modulation Coding Scheme:	MCS2x1	DCCF (dB):	0.25
Antenna Configuration:	TxBF	Peak Antenna Gain (dBi):	7.42
Active Port(s):	A+B (Core 0 + Core 1)	Active Chain(s):	0+1

Test Frequency (MHz)	PSD (dBm / MHz)					Gain (dBi)	EIRP (dBm)	EIRP Limit (dBm)	EIRP Margin (dB)
	A	B	C	D	∑				
5955	4.22	3.97	-	-	7.11	6.92	14.03	17.00	-2.97
6175	4.23	3.85	-	-	7.05	6.36	13.41	17.00	-3.59
6415	4.18	3.72	-	-	6.97	7.42	14.39	17.00	-2.61

Table 272 - Maximum Power Spectral Density Results

Test Configuration			
Frequency Range:	5.925-6.425 GHz	Band:	U-NII-5
Limit Clause(s):	15.407(a)(7) RSS-248	Test Method(s):	C63.10 12.4.2.4 C63.10 12.6
Additional Reference(s):	662911 D01 v02r01 F)2)d)(i), 662911 D01 v02r01 E)2)b)		
Note(s):	DCCF was added to the spectrum analyser reference level offset.		

DUT Configuration			
Mode:	802.11ax HE40 SU SP	Duty Cycle (%):	93.9
Modulation Coding Scheme:	MCS2x1	DCCF (dB):	0.27
Antenna Configuration:	TxBF	Peak Antenna Gain (dBi):	7.42
Active Port(s):	A+B (Core 0 + Core 1)	Active Chain(s):	0+1

Test Frequency (MHz)	PSD (dBm / MHz)					Gain (dBi)	EIRP (dBm)	EIRP Limit (dBm)	EIRP Margin (dB)
	A	B	C	D	∑				
5965	4.12	3.98	-	-	7.06	6.92	13.99	17.00	-3.01
6165	4.38	4.10	-	-	7.25	6.36	13.61	17.00	-3.39
6405	3.75	3.24	-	-	6.51	7.42	13.94	17.00	-3.06

Table 273 - Maximum Power Spectral Density Results

Test Configuration			
Frequency Range:	5.925-6.425 GHz	Band:	U-NII-5
Limit Clause(s):	15.407(a)(7) RSS-248	Test Method(s):	C63.10 12.4.2.4 C63.10 12.6
Additional Reference(s):	662911 D01 v02r01 F)2)d)(i), 662911 D01 v02r01 E)2)b)		
Note(s):	DCCF was added to the spectrum analyser reference level offset.		

DUT Configuration			
Mode:	802.11ax HE80 SU SP	Duty Cycle (%):	93.9
Modulation Coding Scheme:	MCS2x1	DCCF (dB):	0.27
Antenna Configuration:	TxBF	Peak Antenna Gain (dBi):	7.42
Active Port(s):	A+B (Core 0 + Core 1)	Active Chain(s):	0+1

Test Frequency (MHz)	PSD (dBm / MHz)					Gain (dBi)	EIRP (dBm)	EIRP Limit (dBm)	EIRP Margin (dB)
	A	B	C	D	∑				
5985	1.39	0.84	-	-	4.13	6.92	11.06	17.00	-5.94
6145	1.43	1.38	-	-	4.41	6.36	10.77	17.00	-6.23
6385	0.98	0.04	-	-	3.54	7.42	10.97	17.00	-6.03

Table 274 - Maximum Power Spectral Density Results

Test Configuration			
Frequency Range:	6.425-6.525 GHz	Band:	U-NII-6
Limit Clause(s):	15.407(a)(7) RSS-248	Test Method(s):	C63.10 12.4.2.4 C63.10 12.6
Additional Reference(s):	662911 D01 v02r01 F)2)d)(i), 662911 D01 v02r01 E)2)b)		
Note(s):	DCCF was added to the spectrum analyser reference level offset.		

DUT Configuration			
Mode:	802.11ax HE20 SU SP	Duty Cycle (%):	93.8
Modulation Coding Scheme:	MCS2x1	DCCF (dB):	0.28
Antenna Configuration:	TxBF	Peak Antenna Gain (dBi):	7.56
Active Port(s):	A+B (Core 0 + Core 1)	Active Chain(s):	0+1

Test Frequency (MHz)	PSD (dBm / MHz)					Gain (dBi)	EIRP (dBm)	EIRP Limit (dBm)	EIRP Margin (dB)
	A	B	C	D	∑				
6435	3.97	3.50	-	-	6.75	7.56	14.31	17.00	-2.69
6475	3.86	3.68	-	-	6.78	7.56	14.34	17.00	-2.66
6515	3.97	4.01	-	-	7.00	7.56	14.56	17.00	-2.44

Table 275 - Maximum Power Spectral Density Results

Test Configuration			
Frequency Range:	6.425-6.525 GHz	Band:	U-NII-6
Limit Clause(s):	15.407(a)(7) RSS-248	Test Method(s):	C63.10 12.4.2.4 C63.10 12.6
Additional Reference(s):	662911 D01 v02r01 F)2)d)(i), 662911 D01 v02r01 E)2)b)		
Note(s):	DCCF was added to the spectrum analyser reference level offset.		

DUT Configuration			
Mode:	802.11ax HE40 SU SP	Duty Cycle (%):	93.1
Modulation Coding Scheme:	MCS2x1	DCCF (dB):	0.31
Antenna Configuration:	TxBF	Peak Antenna Gain (dBi):	7.56
Active Port(s):	A+B (Core 0 + Core 1)	Active Chain(s):	0+1

Test Frequency (MHz)	PSD (dBm / MHz)					Gain (dBi)	EIRP (dBm)	EIRP Limit (dBm)	EIRP Margin (dB)
	A	B	C	D	∑				
6445	3.72	3.18	-	-	6.47	7.56	14.03	17.00	-2.97
6485	3.47	2.98	-	-	6.24	7.56	13.80	17.00	-3.20
6525	3.72	3.43	-	-	6.59	7.56	14.15	17.00	-2.85

Table 276 - Maximum Power Spectral Density Results

Test Configuration			
Frequency Range:	6.425-6.525 GHz	Band:	U-NII-6
Limit Clause(s):	15.407(a)(7) RSS-248	Test Method(s):	C63.10 12.4.2.4 C63.10 12.6
Additional Reference(s):	662911 D01 v02r01 F)2)d)(i), 662911 D01 v02r01 E)2)b)		
Note(s):	DCCF was added to the spectrum analyser reference level offset.		

DUT Configuration			
Mode:	802.11ax HE80 SU SP	Duty Cycle (%):	93.4
Modulation Coding Scheme:	MCS2x1	DCCF (dB):	0.30
Antenna Configuration:	TxBF	Peak Antenna Gain (dBi):	7.56
Active Port(s):	A+B (Core 0 + Core 1)	Active Chain(s):	0+1

Test Frequency (MHz)	PSD (dBm / MHz)					Gain (dBi)	EIRP (dBm)	EIRP Limit (dBm)	EIRP Margin (dB)
	A	B	C	D	∑				
6465	1.17	0.08	-	-	3.67	7.56	11.23	17.00	-5.77
6545	1.00	0.78	-	-	3.90	7.56	11.46	17.00	-5.54

Table 277 - Maximum Power Spectral Density Results

Test Configuration			
Frequency Range:	6.525-6.875 GHz	Band:	U-NII-7
Limit Clause(s):	15.407(a)(7) RSS-248	Test Method(s):	C63.10 12.4.2.4 C63.10 12.6
Additional Reference(s):	662911 D01 v02r01 F)2)d)(i), 662911 D01 v02r01 E)2)b)		
Note(s):	DCCF was added to the spectrum analyser reference level offset.		

DUT Configuration			
Mode:	802.11ax HE20 SU SP	Duty Cycle (%):	94.3
Modulation Coding Scheme:	MCS2x1	DCCF (dB):	0.26
Antenna Configuration:	TxBF	Peak Antenna Gain (dBi):	6.91
Active Port(s):	A+B (Core 0 + Core 1)	Active Chain(s):	0+1

Test Frequency (MHz)	PSD (dBm / MHz)					Gain (dBi)	EIRP (dBm)	EIRP Limit (dBm)	EIRP Margin (dB)
	A	B	C	D	∑				
6535	4.60	4.41	-	-	7.52	6.91	14.43	17.00	-2.57
6695	4.63	4.66	-	-	7.66	6.91	14.57	17.00	-2.43
6855	4.47	4.23	-	-	7.36	6.91	14.27	17.00	-2.73

Table 278 - Maximum Power Spectral Density Results

Test Configuration			
Frequency Range:	6.525-6.875 GHz	Band:	U-NII-7
Limit Clause(s):	15.407(a)(7) RSS-248	Test Method(s):	C63.10 12.4.2.4 C63.10 12.6
Additional Reference(s):	662911 D01 v02r01 F)2)d)(i), 662911 D01 v02r01 E)2)b)		
Note(s):	DCCF was added to the spectrum analyser reference level offset.		

DUT Configuration			
Mode:	802.11ax HE40 SU SP	Duty Cycle (%):	93.5
Modulation Coding Scheme:	MCS2x1	DCCF (dB):	0.29
Antenna Configuration:	TxBF	Peak Antenna Gain (dBi):	6.91
Active Port(s):	A+B (Core 0 + Core 1)	Active Chain(s):	0+1

Test Frequency (MHz)	PSD (dBm / MHz)					Gain (dBi)	EIRP (dBm)	EIRP Limit (dBm)	EIRP Margin (dB)
	A	B	C	D	∑				
6565	4.24	4.02	-	-	7.14	6.91	14.05	17.00	-2.95
6685	3.96	4.42	-	-	7.20	6.91	14.12	17.00	-2.88
6845	4.46	4.01	-	-	7.25	6.91	14.16	17.00	-2.84

Table 279 - Maximum Power Spectral Density Results

Test Configuration			
Frequency Range:	6.525-6.875 GHz	Band:	U-NII-7
Limit Clause(s):	15.407(a)(7) RSS-248	Test Method(s):	C63.10 12.4.2.4 C63.10 12.6
Additional Reference(s):	662911 D01 v02r01 F)2)d)(i), 662911 D01 v02r01 E)2)b)		
Note(s):	DCCF was added to the spectrum analyser reference level offset.		

DUT Configuration			
Mode:	802.11ax HE80 SU SP	Duty Cycle (%):	93.6
Modulation Coding Scheme:	MCS2x1	DCCF (dB):	0.29
Antenna Configuration:	TxBF	Peak Antenna Gain (dBi):	6.91
Active Port(s):	A+B (Core 0 + Core 1)	Active Chain(s):	0+1

Test Frequency (MHz)	PSD (dBm / MHz)					Gain (dBi)	EIRP (dBm)	EIRP Limit (dBm)	EIRP Margin (dB)
	A	B	C	D	∑				
6625	1.40	1.41	-	-	4.42	6.91	11.33	17.00	-5.67
6705	1.65	1.60	-	-	4.64	6.91	11.55	17.00	-5.45
6785	1.63	1.21	-	-	4.43	6.91	11.34	17.00	-5.66

Table 280 - Maximum Power Spectral Density Results

FCC 47 CFR Part 15E, Limit Clause 15.407(a)(7)

For client devices, except for fixed client devices as defined in this subpart, operating under the control of a standard power access point in 5.925–6.425 GHz and 6.525–6.875 GHz bands, the maximum power spectral density must not exceed 17 dBm e.i.r.p. in any 1-megahertz band, and the maximum e.i.r.p. over the frequency band of operation must not exceed 30 dBm and the device must limit its power to no more than 6 dB below its associated standard power access point's authorized transmit power.

ISED RSS-248, Limit Clause 4.5.5

The following limits shall apply to standard client devices:

a) the maximum e.i.r.p. spectral density shall not exceed 17 dBm/MHz
b) the maximum e.i.r.p. over the 5925-6875 MHz frequency band shall not exceed 30 dBm and
c) the maximum power limits shall remain at least 6 dB below the power levels authorized for the associated standard-power access point

FCC 47 CFR Part 15E, Limit Clause 15.407(a)(8)

For client devices operating under the control of an indoor access point in the 5.925-7.125 GHz bands, the maximum power spectral density must not exceed -1 dBm e.i.r.p. in any 1-megahertz band, and the maximum e.i.r.p. over the frequency band of operation must not exceed 24 dBm.

ISED RSS-248, Limit Clause 4.5.3

The following limits shall apply to low-power client devices.

a) the maximum e.i.r.p. spectral density shall not exceed -1 dBm/MHz; and
b) the maximum e.i.r.p. over the 5925-7125 MHz frequency band shall not exceed 24 dBm.

2.5.7 Test Location and Test Equipment Used

This test was carried out in RF Chamber 18.

Instrument	Manufacturer	Type No.	TE No.	Calibration Period (months)	Calibration Expiry Date
Hygrometer	Rotronic	I-1000	3068	12	07-Nov-2024
1800-6000 MHz Power Splitter	Mini-Circuits	ZN2PD-63-S+	4055	-	O/P Mon
AC Programmable Power Supply	iTech	IT7324	5225	-	O/P Mon
Attenuator 5W 30dB DC-18GHz	Aaren	AT40A-4041-D18-30	5505	12	22-Feb-2025
MXA Signal Analyser	Keysight Technologies	N9020B	5529	24	13-Dec-2024
2-Way Power Divider (2-8 GHz)	Aaren	AT30A-TE0208-2-AF	5685	12	02-Jan-2025
USB Power Sensor	Boonton	RTP5008	5820	12	07-Feb-2025
USB Power Sensor	Boonton	RTP5008	5821	12	07-Feb-2025
Digital Multimeter	Fluke	115	6145	12	06-Jun-2025
Cable (SMA to SMA 1m)	Junkosha	MWX221/B	6305	12	20-May-2025
Signal Conditioning Unit	TUV SUD	SPECTRUM_SCU001	6426	12	07-Feb-2025
Directional Coupler 2-8GHz	RF-Lambda	RFDC2G8G10	6447	-	O/P Mon
Directional Coupler 2-8GHz	RF-Lambda	RFDC2G8G10	6448	-	O/P Mon
Signal Conditioning Unit	TUV SUD	SPECTRUM_SCU001	6517	12	22-Feb-2025
SCU Cable Assembly	TUV SUD	SPECTRUM_SCU_CA	6526	12	22-Feb-2025
SCU Cable Assembly	TUV SUD	SPECTRUM_SCU_CA	6527	12	05-Mar-2025
USB Wideband Power Sensor	Boonton	RTP5008	6585	12	20-Feb-2025
USB Wideband Power Sensor	Boonton	RTP5008	6586	12	20-Feb-2025
AC Programmable Power Supply	iTech	IT7324	6665	-	O/P Mon
SCU Cable Assembly	TUV SUD	SPECTRUM_SCU_CA	6752	12	06-Feb-2025
SCU Cable Assembly	TUV SUD	SPECTRUM_SCU_CA	6753	12	06-Feb-2025

Table 281

O/P Mon - Output Monitored using calibrated equipment

2.6 Authorised Band Edges

2.6.1 Specification Reference

FCC 47 CFR Part 15E, Clause 15.407 (b)
ISED RSS-248, Clause 4.6
ISED RSS-GEN, Clause 6.13

2.6.2 Equipment Under Test and Modification State

A3137, S/N: FV5VYV72RL - Modification State 0
A3137, S/N: LQ9QKVW0H6 - Modification State 0

2.6.3 Date of Test

28-April-2024 to 25-May-2024

2.6.4 Test Method

The test was performed in accordance with ANSI C63.10, clause 6.6.

For U-NII-5-8 channels, the limit line on the following plots equated to -27 dBm/MHz. EIRP and was converted to field strength at 3 m using the following formula:

Field Strength (dBµV/m at 3 m) = EIRP (dBm) + 95.2 dB

As per KDB 987594, In addition, 15.35(b) applies where the peak emissions must be limited to no more than 20 dB above the average limit.

Authorised band edge measurements were performed, with the device operating in SISO and MIMO configurations, across the various modes supported by the device.

The measurements displayed within this report, have been limited to those modes which have been shown to be worst case.

Further measurements are held on file by TÜV SÜD and are available if required.

2.6.5 Environmental Conditions

Ambient Temperature	22.8 - 23.7 °C
Relative Humidity	35.0 - 39.7 %

2.6.6 Test Results

6 GHz WLAN

20 MHz Bandwidth - Core 0 (SISO)

Mode	Data Rate/ MCS	Resource Size	Resource Index	TX Frequency (MHz)	Band Edge Frequency (MHz)	Peak Level (dBµV/m)	Average Level (dBuV/m)
802.11a	54 Mbps	-	-	5955	5925	71.35	56.17
802.11ax HE20	MCS 2x1	SU	-	5955	5925	73.07	58.16
802.11ax HE20	MCS 11x1	106	53	5955	5925	67.61	46.99
802.11a	54 Mbps	-	-	7095	7125	71.01	57.10
802.11a	54 Mbps	-	-	7115	7125	81.67	65.66
802.11ax HE20	MCS 4x1	SU	-	7095	7125	73.89	58.75
802.11ax HE20	MCS 11x1	106	53	7095	7125	70.28	48.96
802.11ax HE20	MCS 11x1	26	0	7115	7125	83.67	63.92

Table 282 - SISO Authorised Band Edge Results

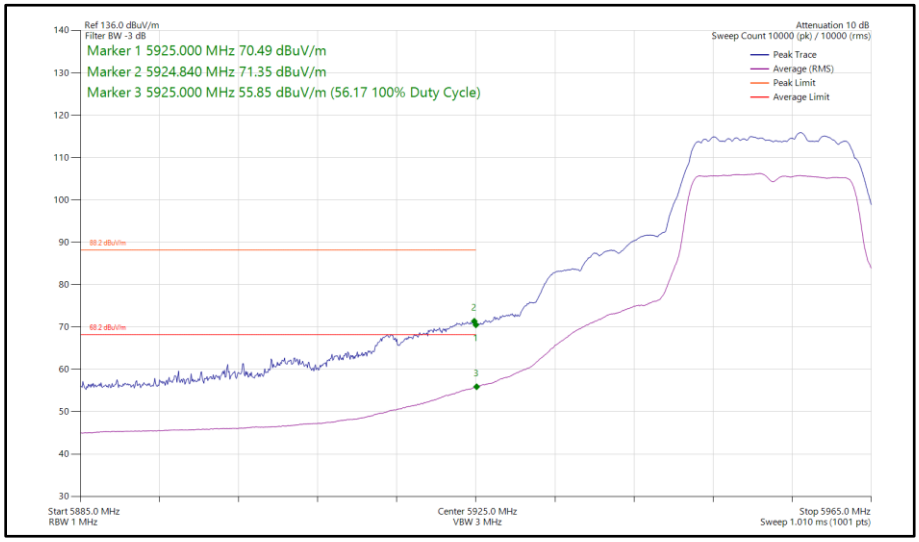

Figure 90 - 802.11a, SISO, Core 0 - 5955 MHz
Band Edge Frequency 5925 MHz

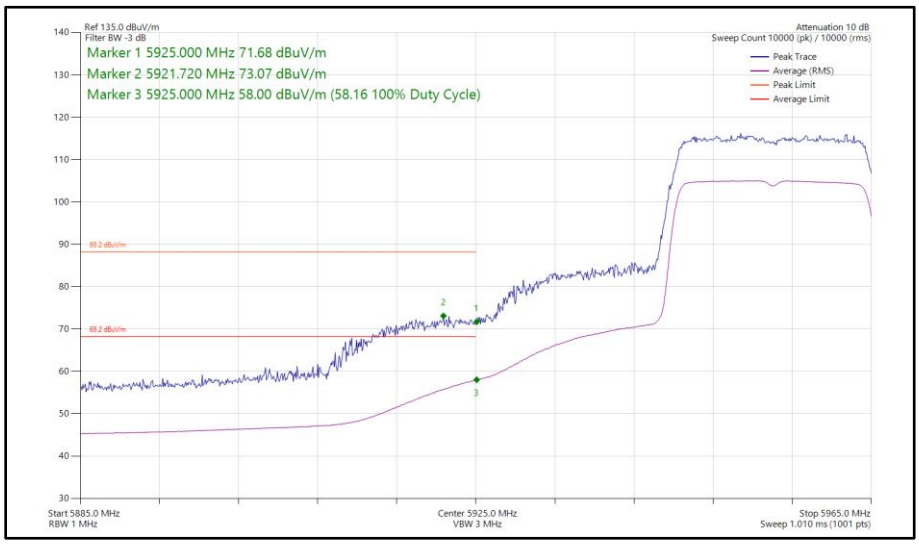

Figure 91 - 802.11ax HE20, SU, SISO, Core 0 - 5955 MHz
Band Edge Frequency 5925 MHz

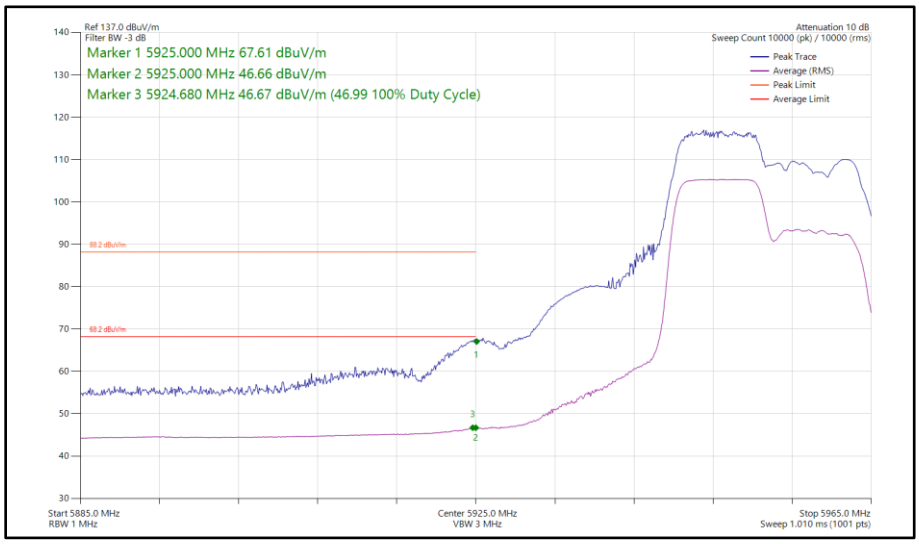

Figure 92 - 802.11ax HE20, RU 106-53, SISO, Core 0 - 5955 MHz
Band Edge Frequency 5925 MHz

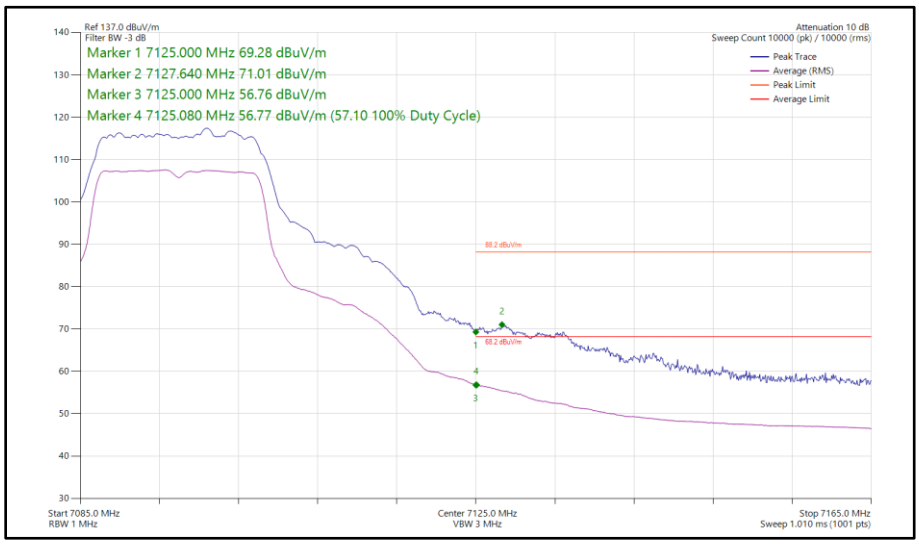

Figure 93 - 802.11a, SISO, Core 0 - 7095 MHz
Band Edge Frequency 7125 MHz

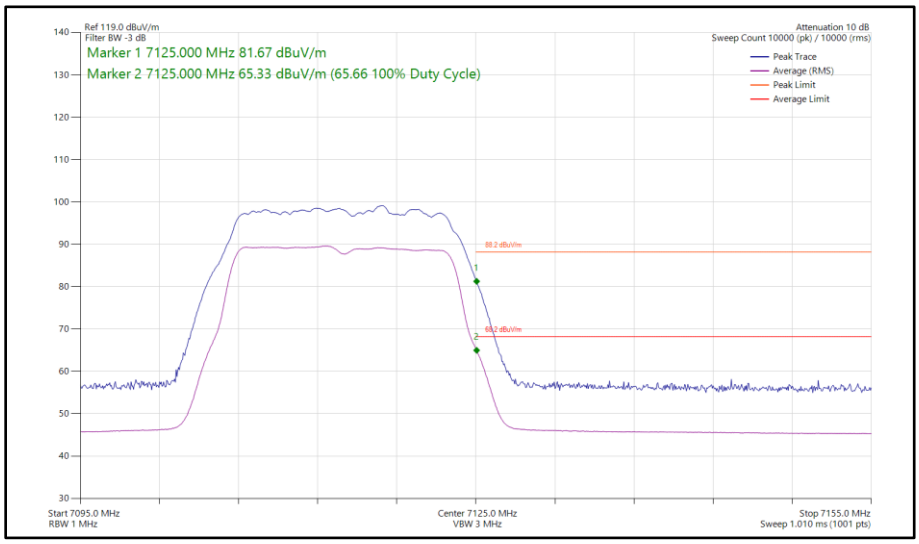

Figure 94 - 802.11a, SISO, Core 0 - 7115 MHz
Band Edge Frequency 7125 MHz

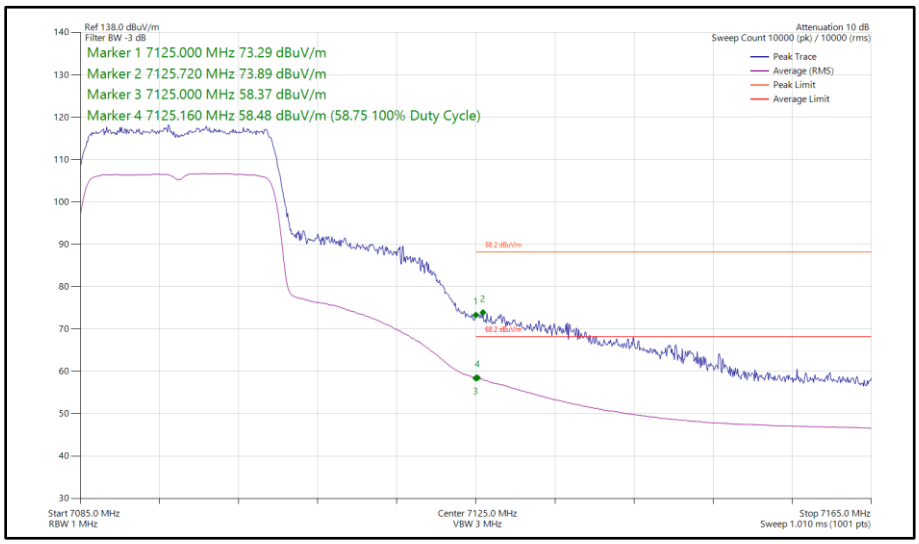

Figure 95 - 802.11ax HE20, SU, SISO, Core 0 - 7095 MHz Band Edge Frequency 7125 MHz

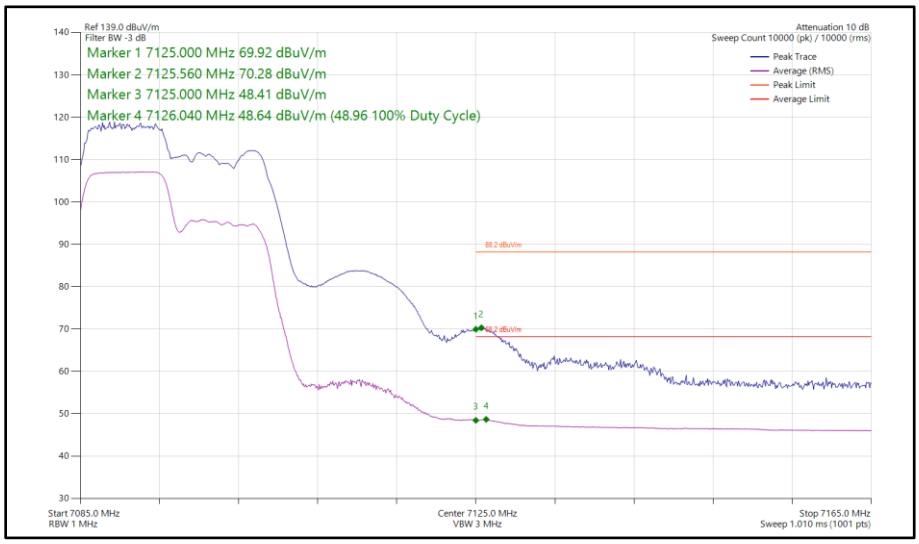

Figure 96 - 802.11ax HE20, RU 106-53, SISO, Core 0 - 7095 MHz Band Edge Frequency 7125 MHz

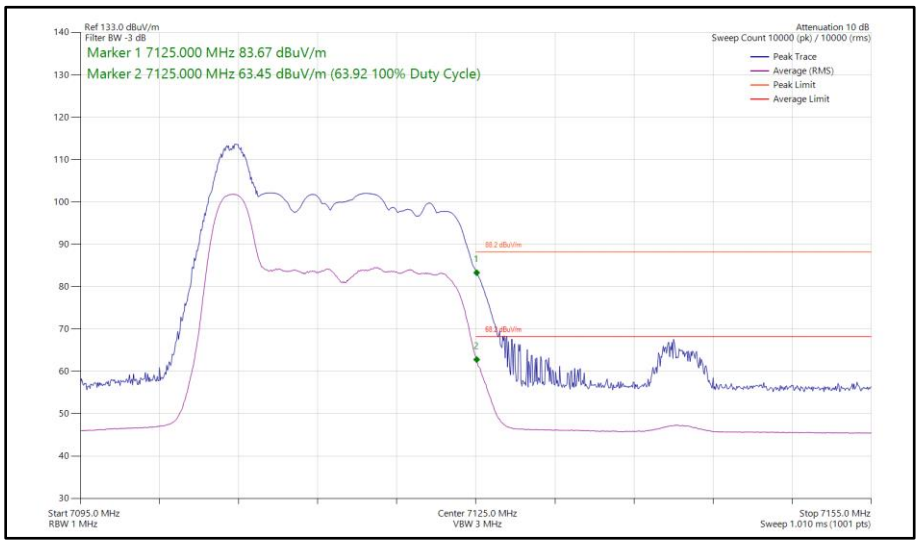

Figure 97 - 802.11ax HE20, RU 26-0, SISO, Core 0 - 7115 MHz Band Edge Frequency 7125 MHz

20 MHz Bandwidth - Core 1 (SISO)

Mode	Data Rate/ MCS	Resource Size	Resource Index	TX Frequency (MHz)	Band Edge Frequency (MHz)	Peak Level (dBµV/m)	Average Level (dBuV/m)
802.11a	54 Mbps	-	-	5955	5925	72.20	56.72
802.11ax HE20	MCS 4x1	SU	-	5955	5925	76.37	59.22
802.11ax HE20	MCS 11x1	106	53	5955	5925	68.62	47.61
802.11a	54 Mbps	-	-	7095	7125	72.11	58.61
802.11a	24 Mbps	-	-	7115	7125	81.89	65.59
802.11ax HE20	MCS 11x1	SU	-	7095	7125	78.68	59.87
802.11ax HE20	MCS 11x1	106	53	7095	7125	70.48	49.48
802.11ax HE20	MCS 11x1	26	0	7115	7125	83.31	63.33

Table 283 - SISO Authorised Band Edge Results

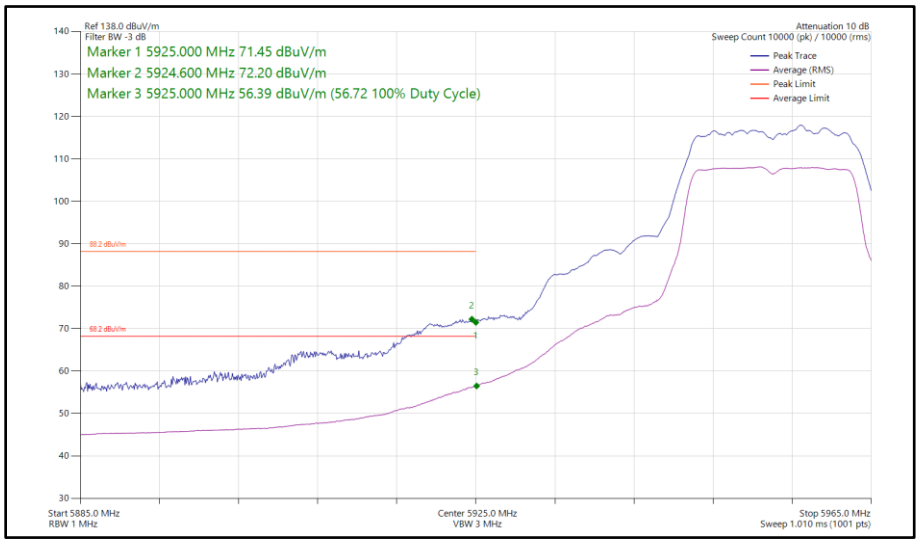

Figure 98 - 802.11a, SISO, Core 1 - 5955 MHz
Band Edge Frequency 5925 MHz

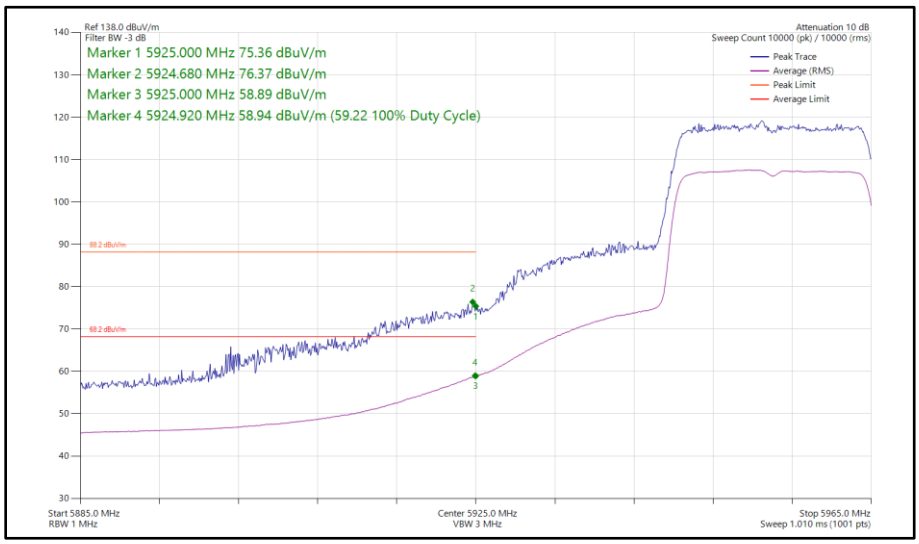

Figure 99 - 802.11ax HE20, SU, SISO, Core 1 - 5955 MHz Band Edge Frequency 5925 MHz

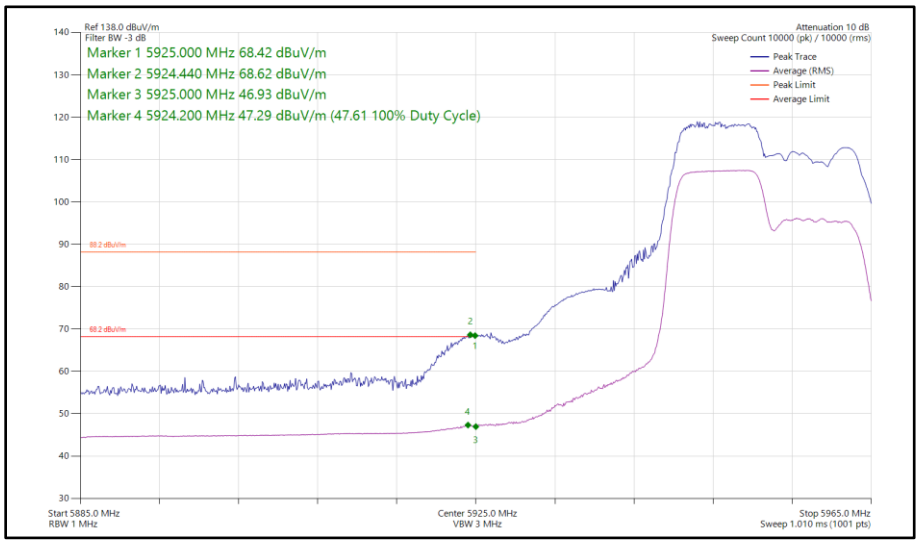

Figure 100 - 802.11ax HE20, RU 106-53, SISO, Core 1 - 5955 MHz Band Edge Frequency 5925 MHz

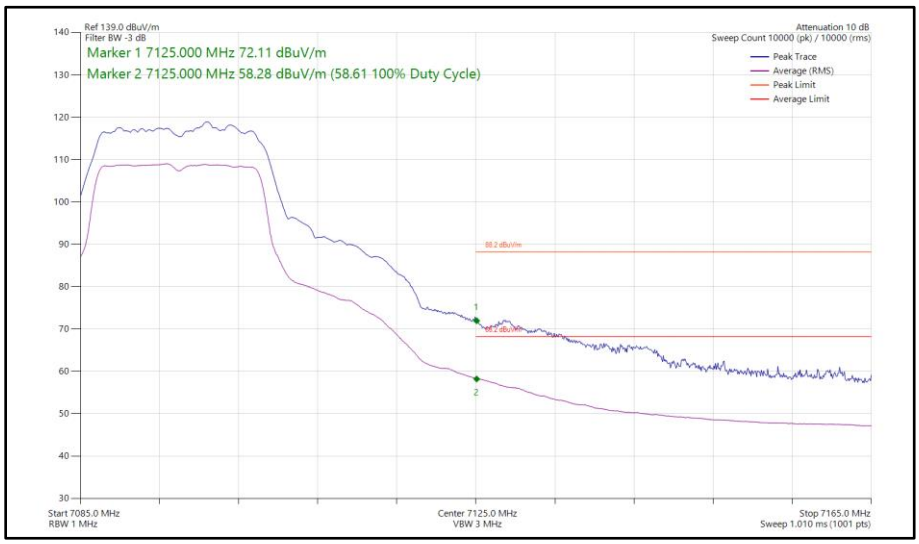

Figure 101 - 802.11a, SISO, Core 1 - 7095 MHz
Band Edge Frequency 7125 MHz

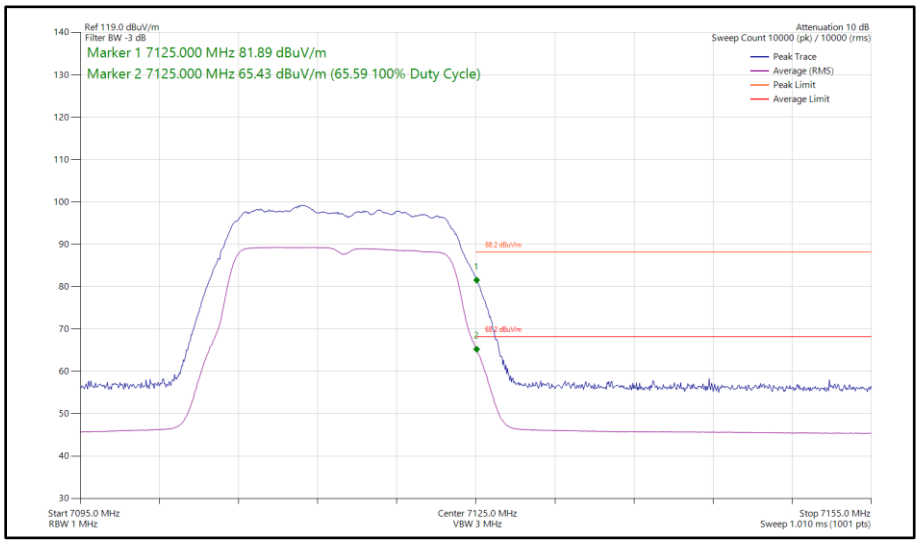

Figure 102 - 802.11a, SISO, Core 1 - 7115 MHz
Band Edge Frequency 7125 MHz

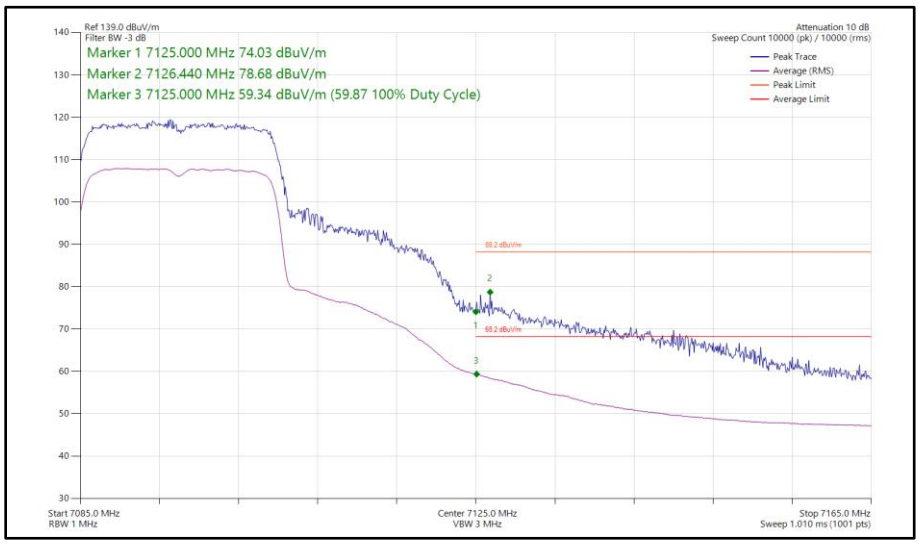

Figure 103 - 802.11ax HE20, SU, SISO, Core 1 - 7095 MHz Band Edge Frequency 7125 MHz

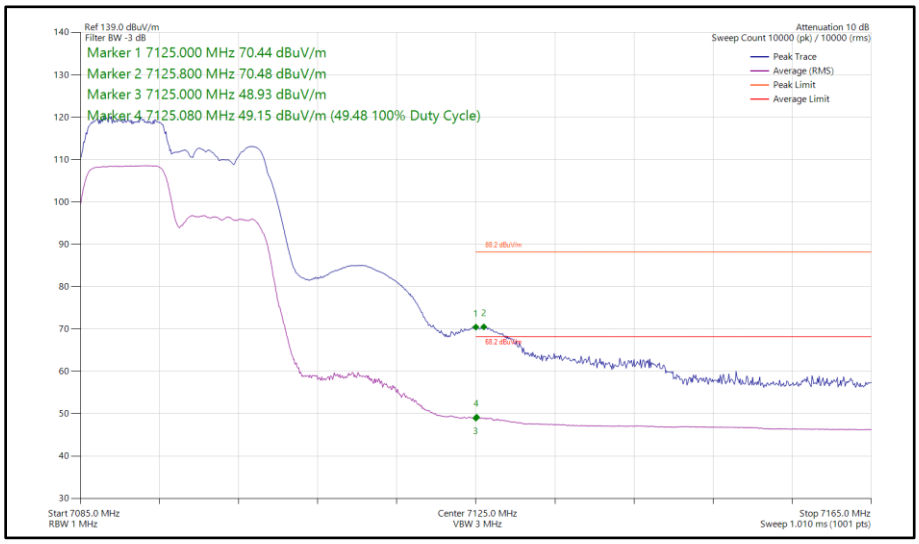

Figure 104 - 802.11ax HE20, RU 106-53, SISO, Core 1 - 7095 MHz Band Edge Frequency 7125 MHz

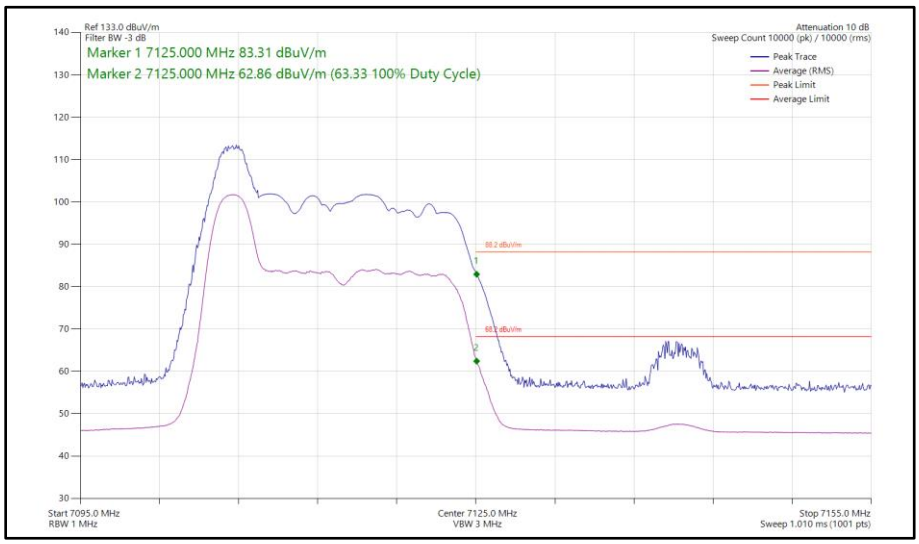

Figure 105 - 802.11ax HE20, RU 26-0, SISO, Core 1 - 7115 MHz Band Edge Frequency 7125 MHz

20 MHz Bandwidth - Core 0 - Core 1 (CDD)

Mode	Data Rate/ MCS	Resource Size	Resource Index	TX Frequency (MHz)	Band Edge Frequency (MHz)	Peak Level (dBµV/m)	Average Level (dBuV/m)
802.11ax HE20	MCS 4x1	SU	-	5955	5925	76.04	60.15
802.11ax HE20	MCS 11x1	106	54	5955	5925	69.50	48.55
802.11ax HE20	MCS 11x1	SU	-	7095	7125	76.90	60.87
802.11ax HE20	MCS 11x1	106	54	7095	7125	70.43	50.16
802.11ax HE20	MCS 11x1	106	53	7115	7125	83.42	61.66

Table 284 - CDD Authorised Band Edge Results

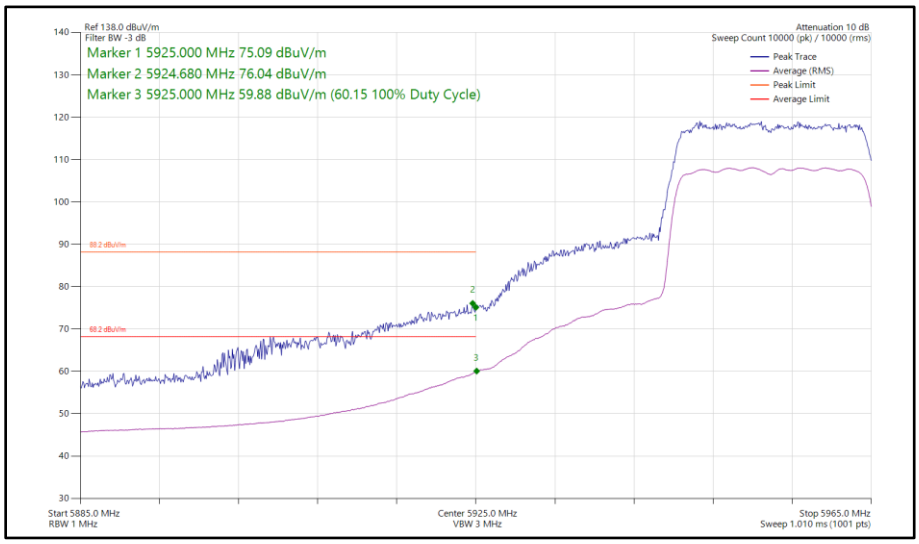

Figure 106 - 802.11ax HE20, SU, CDD, Core 0 - Core 1 - 5955 MHz Band Edge Frequency 5925 MHz

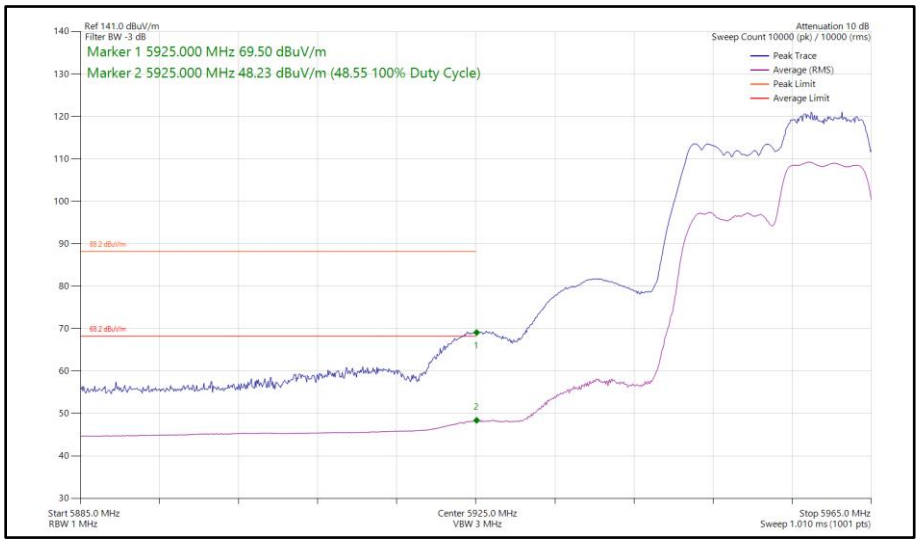

Figure 107 - 802.11ax HE20, RU 106-54, CDD, Core 0 - Core 1 - 5955 MHz Band Edge Frequency 5925 MHz

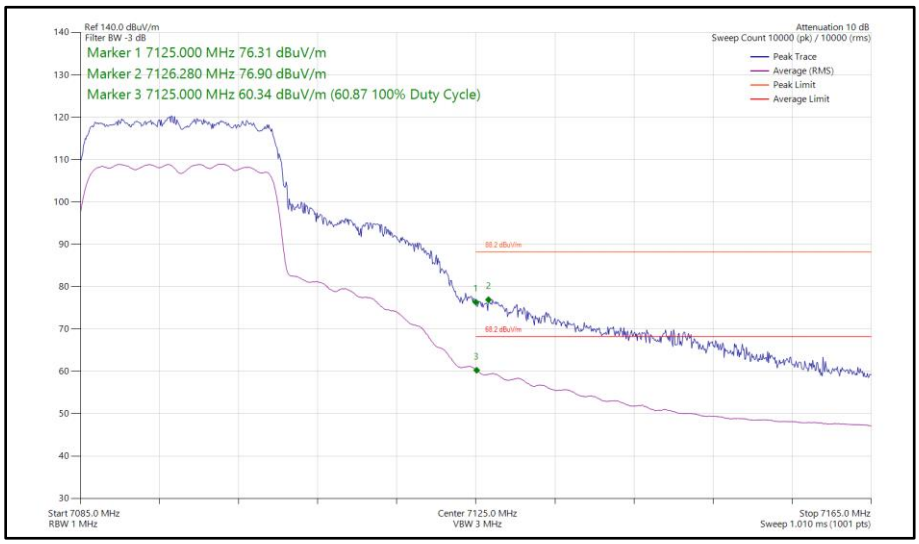

Figure 108 - 802.11ax HE20, SU, CDD, Core 0 - Core 1 - 7095 MHz Band Edge Frequency 7125 MHz

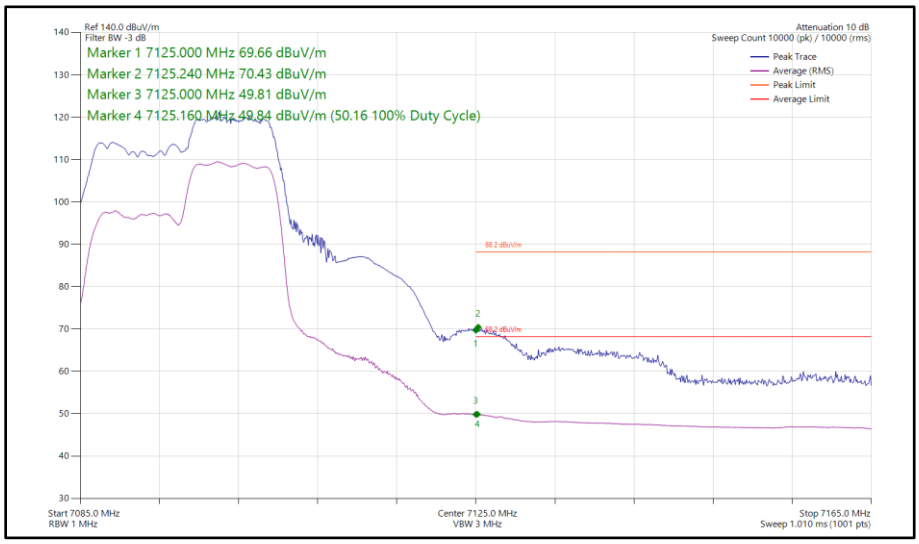

Figure 109 - 802.11ax HE20, RU 106-54, CDD, Core 0 - Core 1 - 7095 MHz Band Edge Frequency 7125 MHz

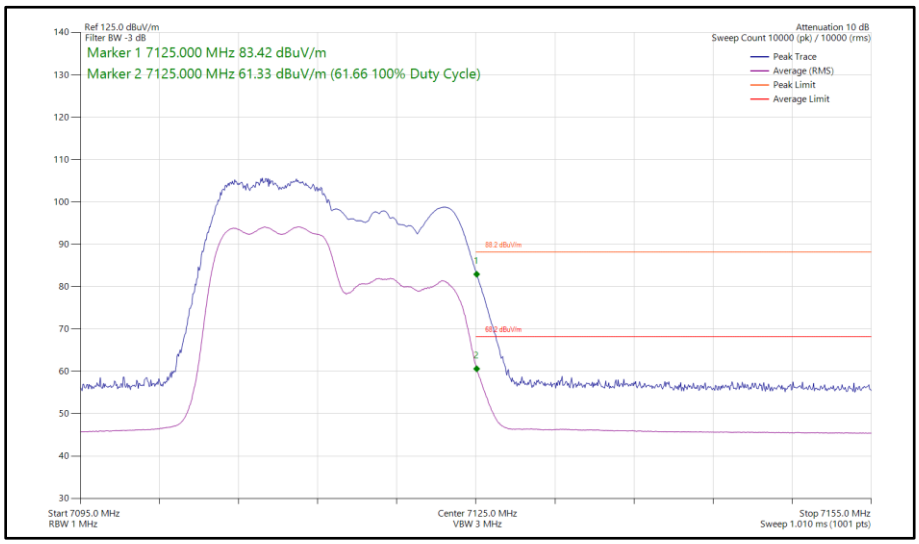

Figure 110 - 802.11ax HE20, RU 106-53, CDD, Core 0 - Core 1 - 7115 MHz Band Edge Frequency 7125 MHz

20 MHz Bandwidth - Core 0 - Core 1 (SDM)

Mode	Data Rate/ MCS	Resource Size	Resource Index	TX Frequency (MHz)	Band Edge Frequency (MHz)	Peak Level (dBµV/m)	Average Level (dBuV/m)
802.11ax HE20	MCS 4x2	SU	-	5955	5925	74.85	60.05
802.11ax HE20	MCS 11x2	106	54	5955	5925	69.40	48.34
802.11ax HE20	MCS 2x2	SU	-	7095	7125	74.74	60.24
802.11ax HE20	MCS 11x2	106	54	7095	7125	70.30	49.93
802.11ax HE20	MCS 11x2	SU	-	7115	7125	76.53	65.38
802.11ax HE20	MCS 11x2	52	37	7115	7125	83.41	61.27

Table 285 - SDM Authorised Band Edge Results

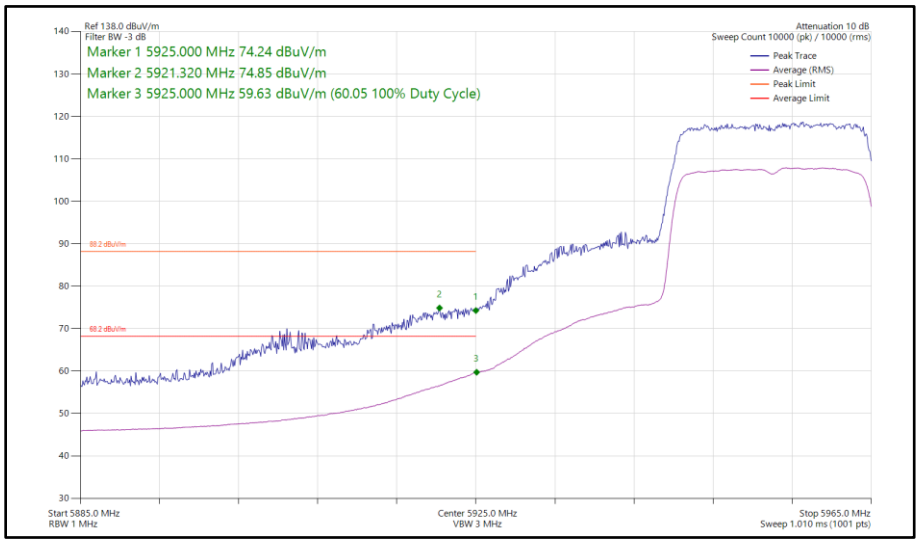

Figure 111 - 802.11ax HE20, SU, SDM, Core 0 - Core 1 - 5955 MHz Band Edge Frequency 5925 MHz

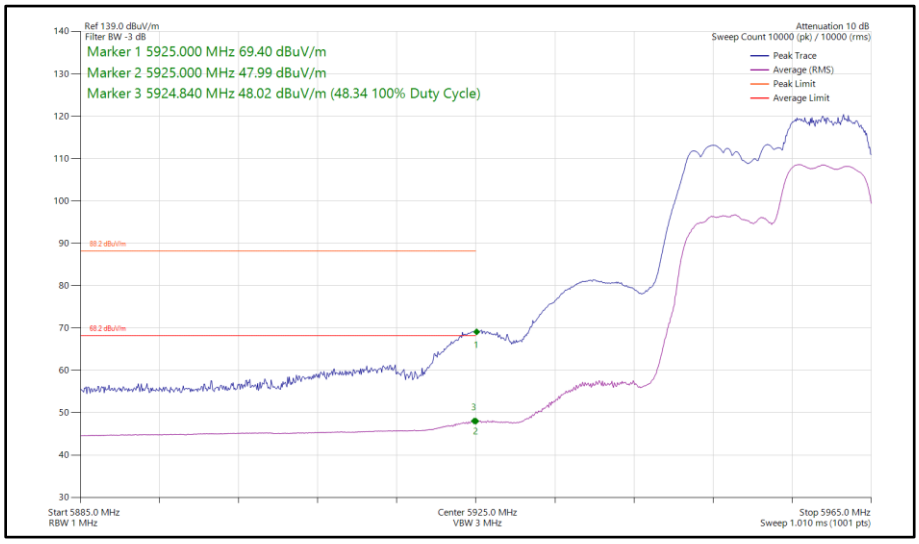

Figure 112 - 802.11ax HE20, RU 106-54, SDM, Core 0 - Core 1 - 5955 MHz Band Edge Frequency 5925 MHz

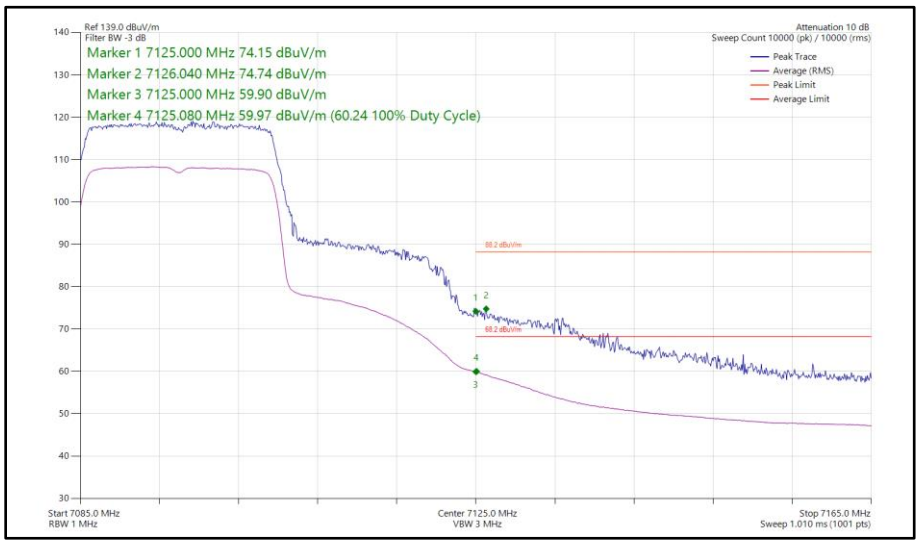

Figure 113 - 802.11ax HE20, SU, SDM, Core 0 - Core 1 - 7095 MHz Band Edge Frequency 7125 MHz

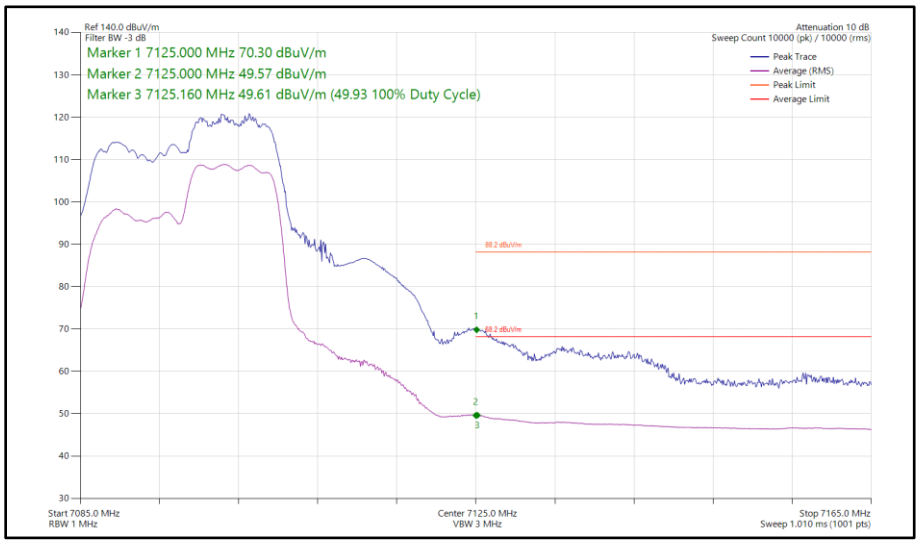

Figure 114 - 802.11ax HE20, RU 106-54, SDM, Core 0 - Core 1 - 7095 MHz Band Edge Frequency 7125 MHz

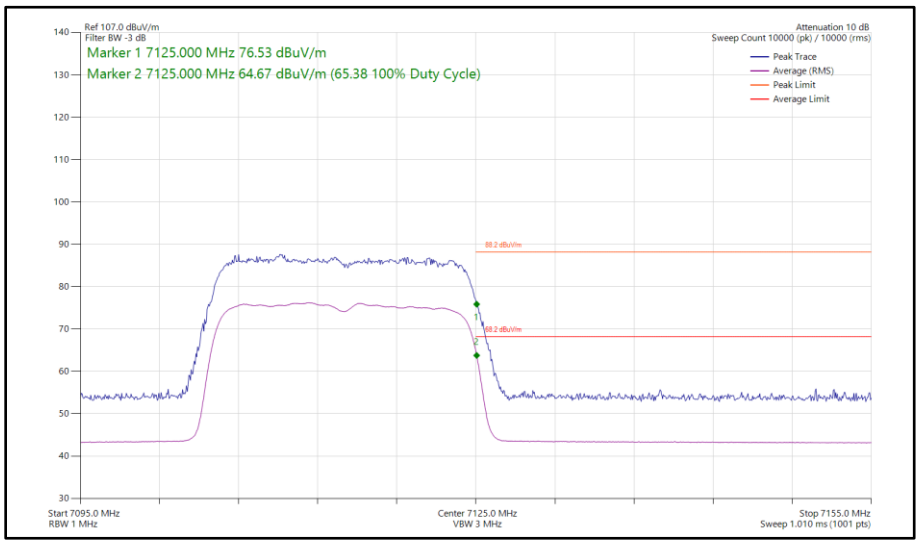

Figure 115 - 802.11ax HE20, SU, SDM, Core 0 - Core 1 - 7115 MHz Band Edge Frequency 7125 MHz

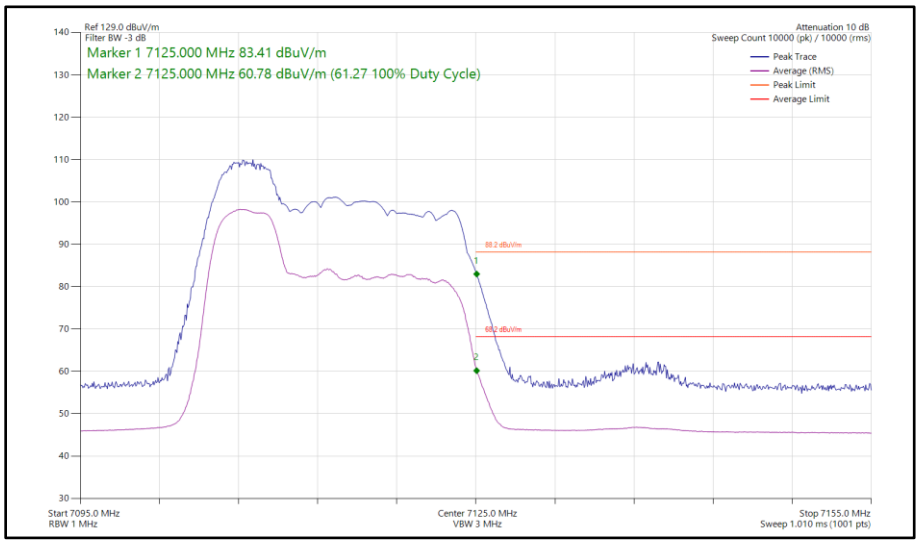

Figure 116 - 802.11ax HE20, RU 52-37, SDM, Core 0 - Core 1 - 7115 MHz Band Edge Frequency 7125 MHz

20 MHz Bandwidth - Core 0 - Core 1 (TxBF)

Mode	Data Rate/ MCS	Resource Size	Resource Index	TX Frequency (MHz)	Band Edge Frequency (MHz)	Peak Level (dBµV/m)	Average Level (dBuV/m)
802.11ax HE20	MCS 11x1	SU	-	5955	5925	77.83	61.07
802.11ax HE20	MCS 11x1	SU	-	5975	5925	67.73	49.31
802.11ax HE20	MCS 11x1	SU	-	7095	7125	80.44	60.85

Table 286 - TxBF Authorised Band Edge Results

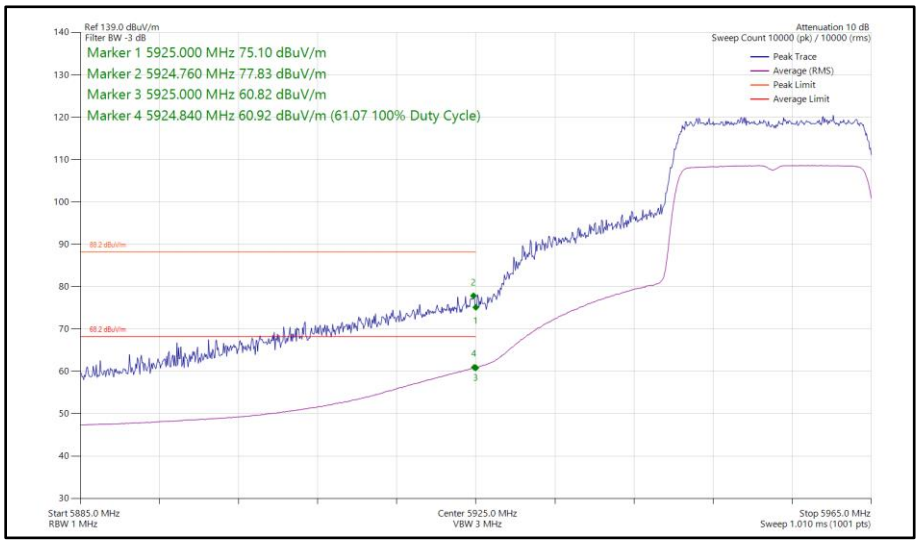

Figure 117 - 802.11ax HE20, SU, TxBF, Core 0 - Core 1 - 5955 MHz Band Edge Frequency 5925 MHz

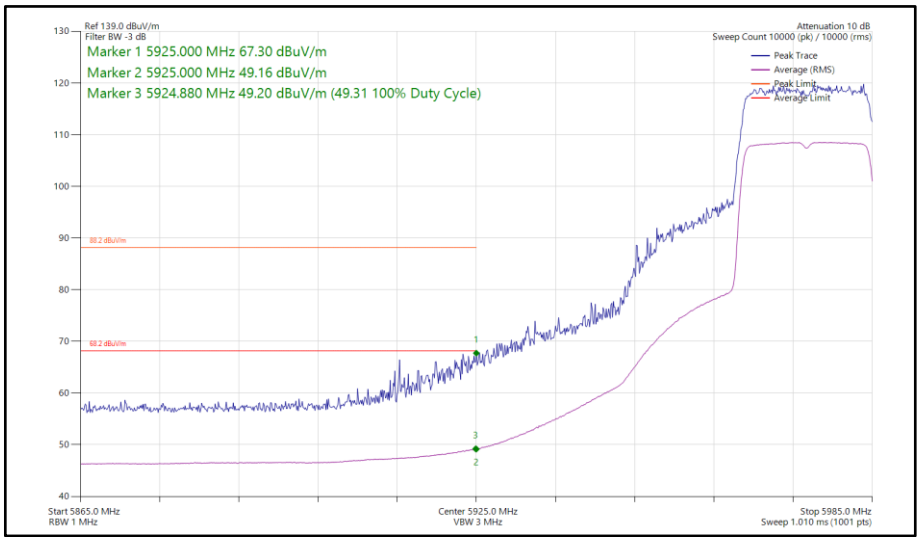

Figure 118 - 802.11ax HE20, SU, TxBF, Core 0 - Core 1 - 5975 MHz Band Edge Frequency 5925 MHz

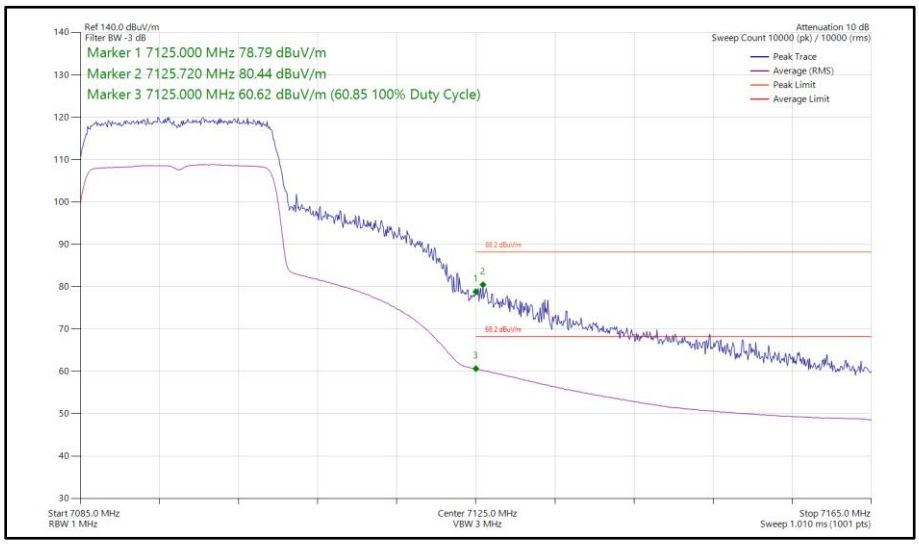

Figure 119 - 802.11ax HE20, SU, TxBF, Core 0 - Core 1 - 7095 MHz Band Edge Frequency 7125 MHz