TUV SUD Limited
Digitally signed by TUV SUD Limited
Date: 2024.10.08 17:20:36 +01'00'

Frequency (MHz)	Level (dBµV/m)	Limit (dBµV/m)	Margin (dB)	Detector	Angle (°)	Height (cm)	Polarisation
5448.413	36.47	54.00	-17.53	RMS	193	118	Horizontal
5452.973	34.53	54.00	-19.47	RMS	123	154	Vertical
7331.466	39.40	54.00	-14.60	RMS	221	270	Horizontal

Table 304 - U-NII-5 - 6415 MHz (CH93), HE20, SU, CDD, Core 0 + Core 1, 1 GHz to 40 GHz

No other emissions found within 10 dB of the limit.

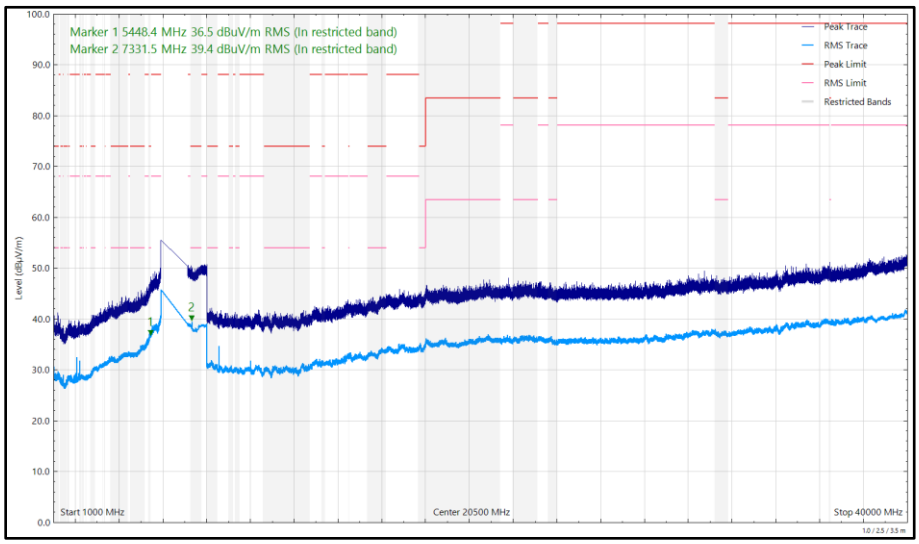

Figure 183 - U-NII-5 - 6415 MHz (CH93), HE20, SU, CDD, Core 0 + Core 1, 1 GHz to 40 GHz, Horizontal

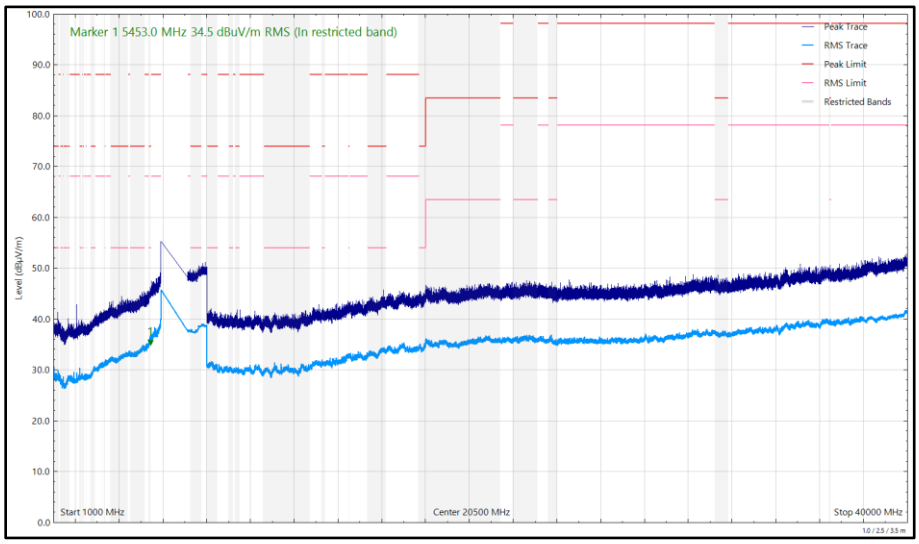

Figure 184 - U-NII-5 - 6415 MHz (CH93), HE20, SU, CDD, Core 0 + Core 1, 1 GHz to 40 GHz, Vertical

Frequency (MHz)	Level (dBµV/m)	Limit (dBµV/m)	Margin (dB)	Detector	Angle (°)	Height (cm)	Polarisation
5443.071	36.62	54.00	-17.38	RMS	195	221	Horizontal
5459.417	35.24	54.00	-18.76	RMS	1	116	Vertical
7354.194	38.79	54.00	-15.21	RMS	219	400	Horizontal

Table 305 - U-NII-6 - 6435 MHz (CH97), HE20, SU, CDD, Core 0 + Core 1, 1 GHz to 40 GHz

No other emissions found within 10 dB of the limit.

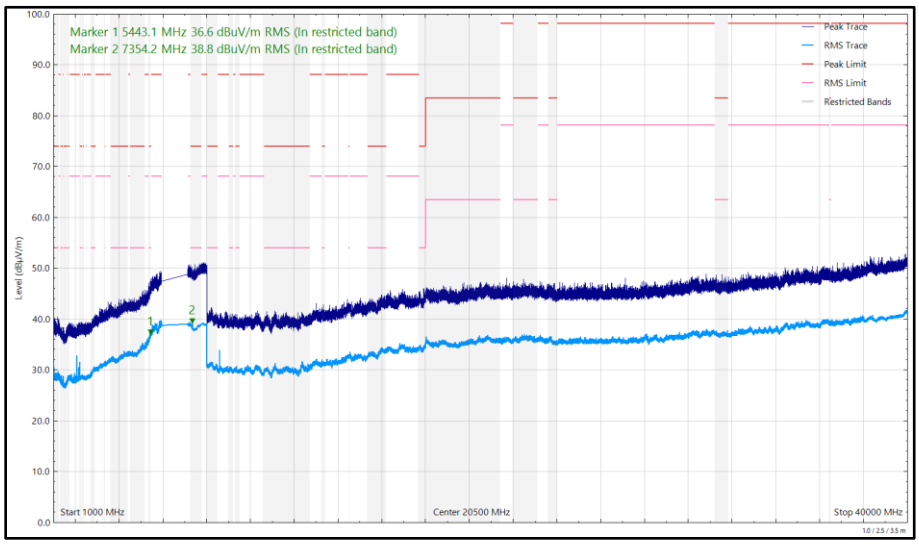

Figure 185 - U-NII-6 - 6435 MHz (CH97), HE20, SU, CDD, Core 0 + Core 1, 1 GHz to 40 GHz, Horizontal

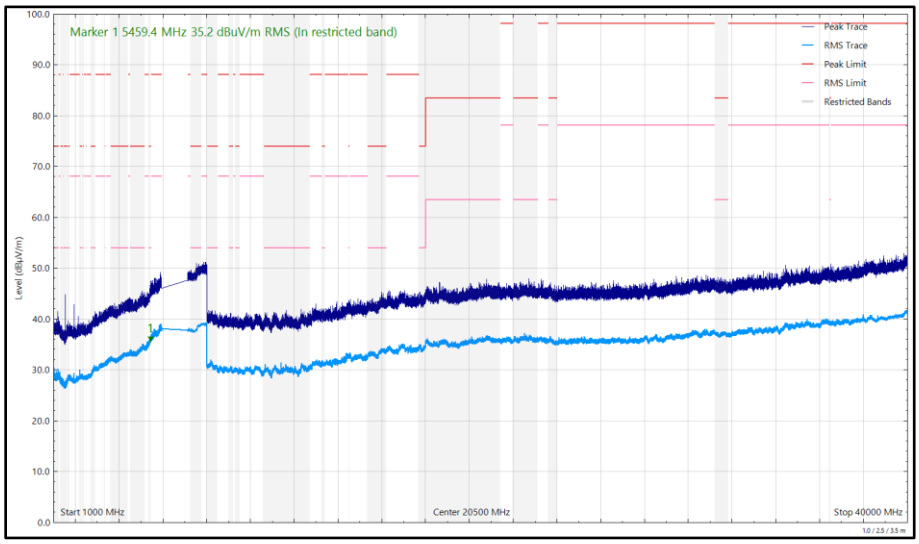

Figure 186 - U-NII-6 - 6435 MHz (CH97), HE20, SU, CDD, Core 0 + Core 1, 1 GHz to 40 GHz, Vertical

Frequency (MHz)	Level (dBµV/m)	Limit (dBµV/m)	Margin (dB)	Detector	Angle (°)	Height (cm)	Polarisation
5416.928	35.06	54.00	-18.94	RMS	316	100	Vertical
5437.379	35.82	54.00	-18.18	RMS	180	388	Horizontal

Table 306 - U-NII-6 - 6475 MHz (CH105), HE20, SU, CDD, Core 0 + Core 1, 30 MHz to 40 GHz

No other emissions found within 10 dB of the limit.

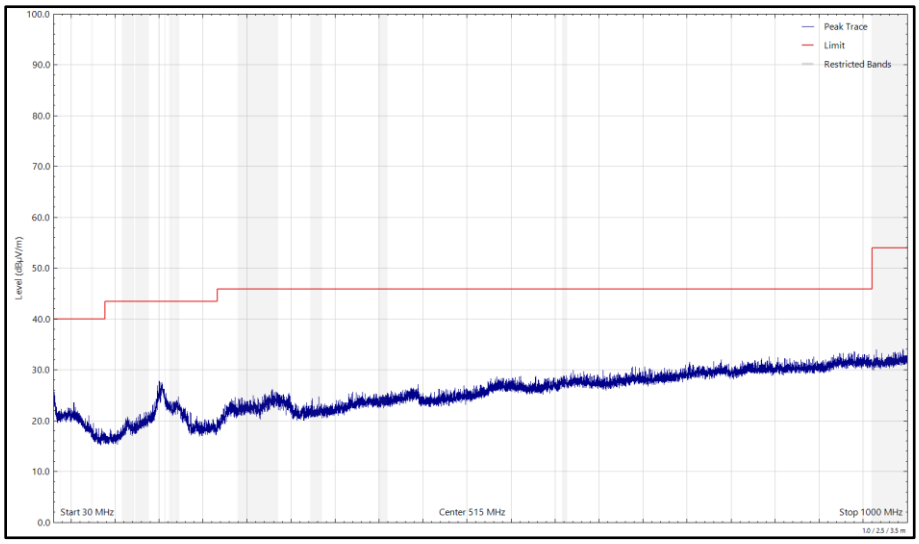

Figure 187 - U-NII-6 - 6475 MHz (CH105), HE20, SU, CDD, Core 0 + Core 1, 30 MHz to 1 GHz, Horizontal (Peak)

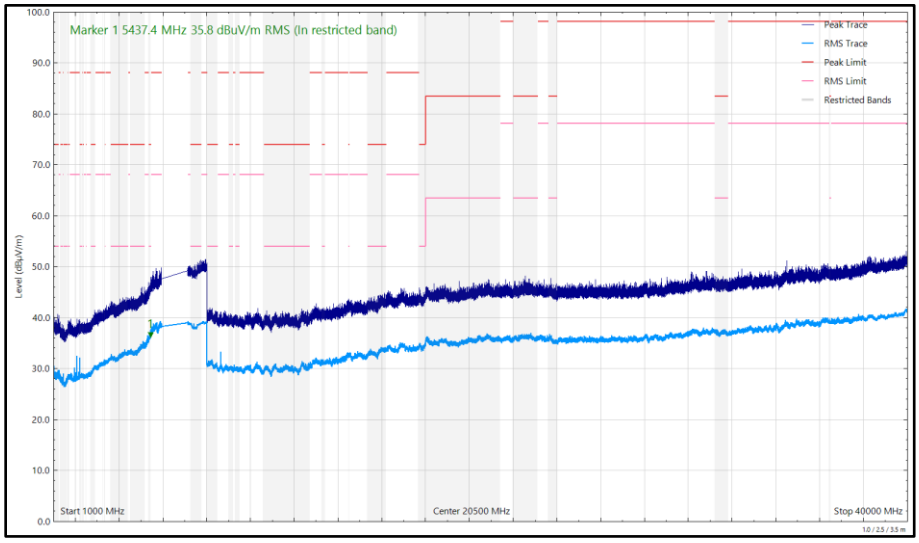

Figure 188 - U-NII-6 - 6475 MHz (CH105), HE20, SU, CDD, Core 0 + Core 1, 1 GHz to 40 GHz, Horizontal

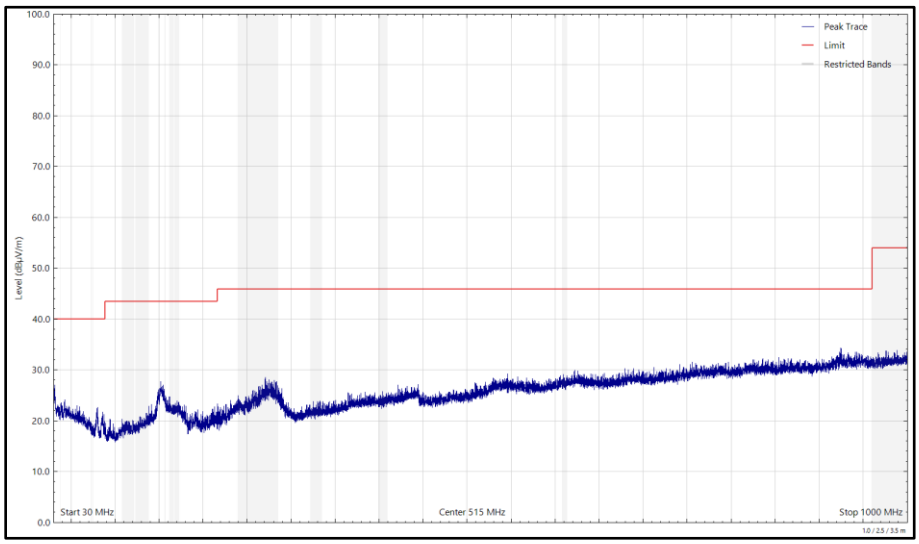

Figure 189 - U-NII-6 - 6475 MHz (CH105), HE20, SU, CDD, Core 0 + Core 1, 30 MHz to 1 GHz, Vertical (Peak)

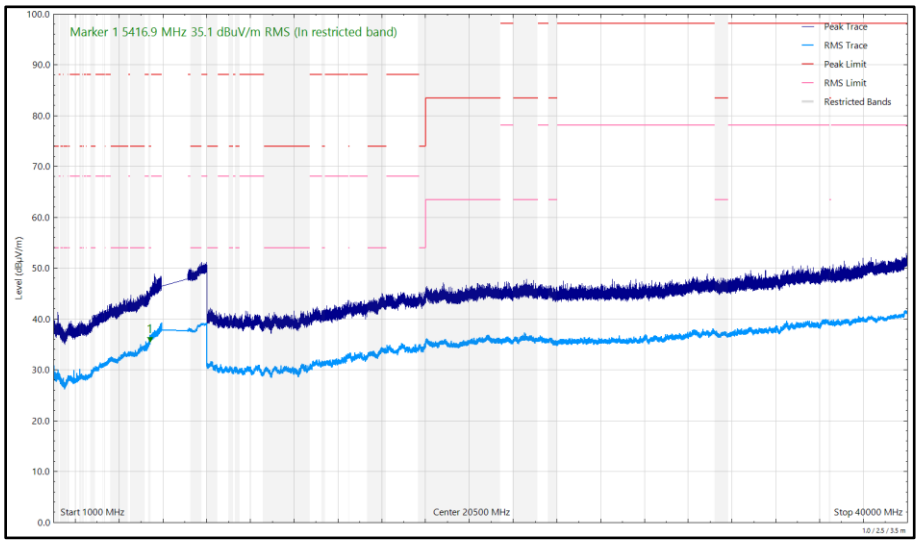

Figure 190 - U-NII-6 - 6475 MHz (CH105), HE20, SU, CDD, Core 0 + Core 1, 1 GHz to 40 GHz, Vertical

Frequency (MHz)	Level (dBµV/m)	Limit (dBµV/m)	Margin (dB)	Detector	Angle (°)	Height (cm)	Polarisation
5452.393	34.51	54.00	-19.49	RMS	247	377	Vertical
5458.217	36.27	54.00	-17.73	RMS	184	103	Horizontal
7279.462	38.42	54.00	-15.58	RMS	222	161	Horizontal

Table 307 - U-NII-6 - 6515 MHz (CH113), HE20, SU, CDD, Core 0 + Core 1, 1 GHz to 40 GHz

No other emissions found within 10 dB of the limit.

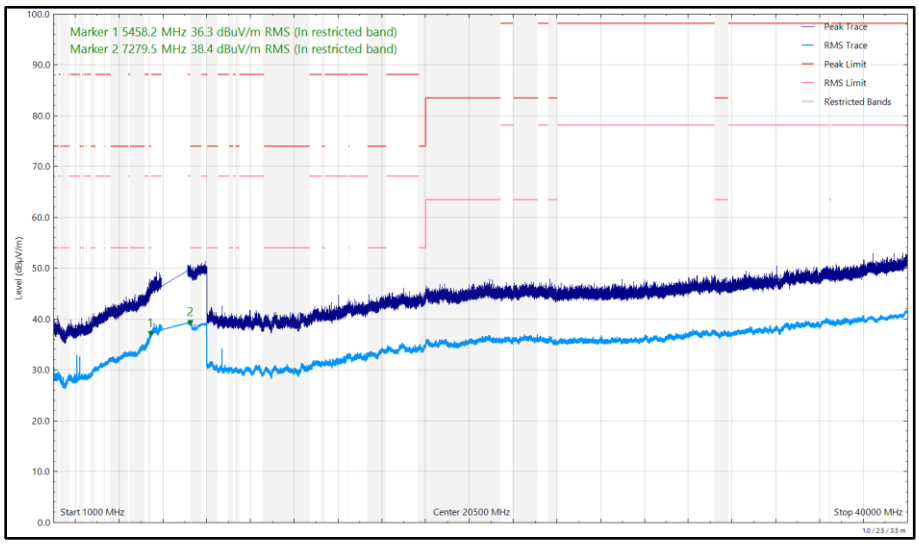

Figure 191 - U-NII-6 - 6515 MHz (CH113), HE20, SU, CDD, Core 0 + Core 1, 1 GHz to 40 GHz, Horizontal

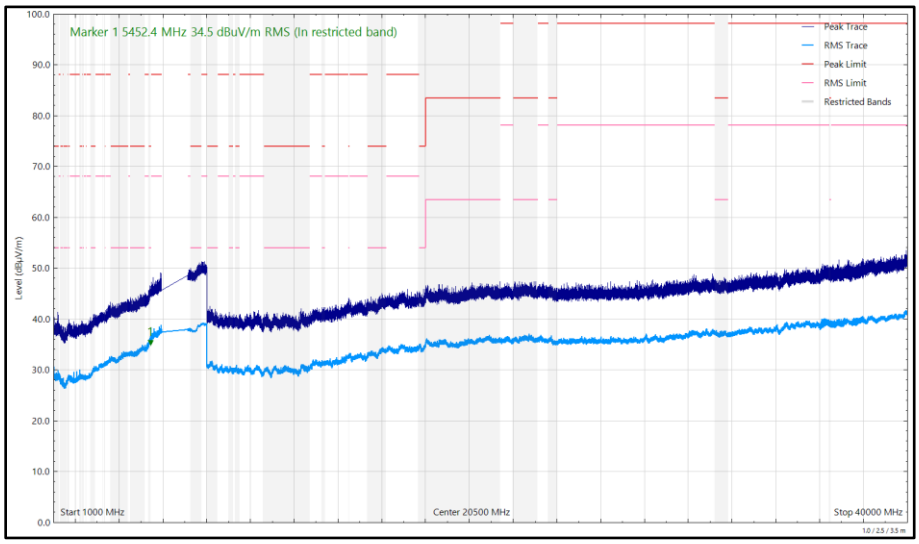

Figure 192 - U-NII-6 - 6515 MHz (CH113), HE20, SU, CDD, Core 0 + Core 1, 1 GHz to 40 GHz, Vertical

Frequency (MHz)	Level (dBµV/m)	Limit (dBµV/m)	Margin (dB)	Detector	Angle (°)	Height (cm)	Polarisation
5446.161	35.58	54.00	-18.42	RMS	342	147	Vertical
5459.228	37.21	54.00	-16.79	RMS	188	167	Horizontal
7645.841	39.65	54.00	-14.35	RMS	48	184	Horizontal
7648.689	39.58	54.00	-14.42	RMS	93	210	Vertical

Table 308 - U-NII-7 - 6535 MHz (CH117), HE20, SU, CDD, Core 0 + Core 1, 1 GHz to 40 GHz

No other emissions found within 10 dB of the limit.

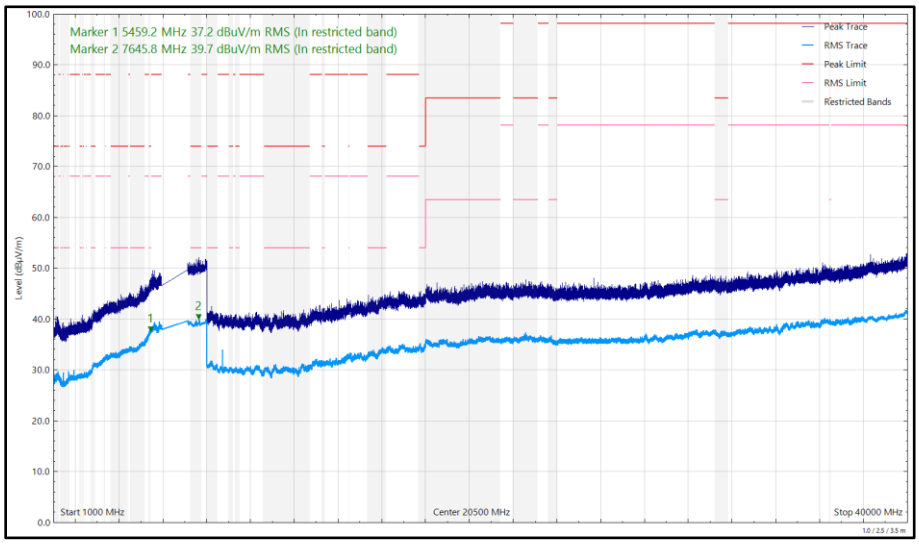

Figure 193 - U-NII-7 - 6535 MHz (CH117), HE20, SU, CDD, Core 0 + Core 1, 1 GHz to 40 GHz, Horizontal

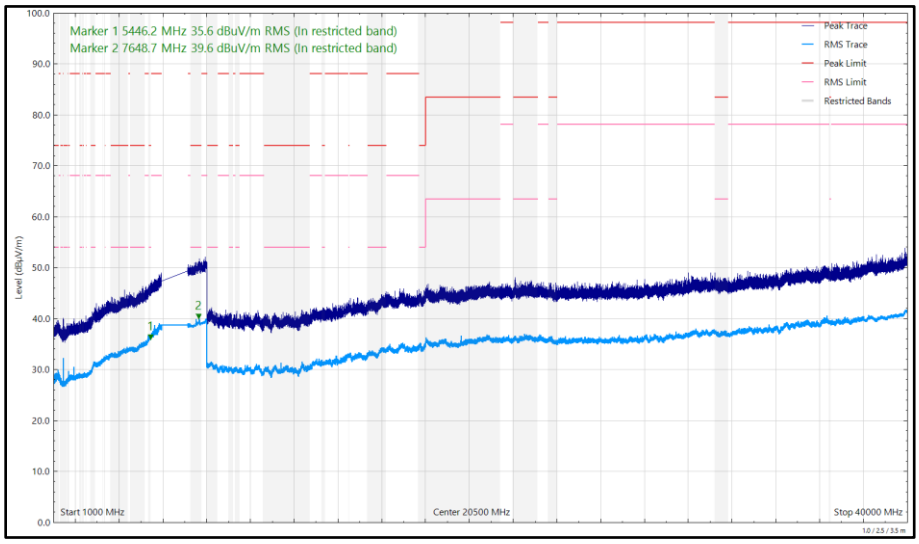

Figure 194 - U-NII-7 - 6535 MHz (CH117), HE20, SU, CDD, Core 0 + Core 1, 1 GHz to 40 GHz, Vertical

Frequency (MHz)	Level (dBµV/m)	Limit (dBµV/m)	Margin (dB)	Detector	Angle (°)	Height (cm)	Polarisation
5433.848	35.59	54.00	-18.41	RMS	193	138	Vertical
5442.538	36.76	54.00	-17.24	RMS	189	173	Horizontal
7644.649	39.66	54.00	-14.34	RMS	113	179	Horizontal
7648.600	39.58	54.00	-14.42	RMS	255	374	Vertical

Table 309 - U-NII-7 - 6695 MHz (CH149), HE20, SU, CDD, Core 0 + Core 1, 30 MHz to 40 GHz

No other emissions found within 10 dB of the limit.

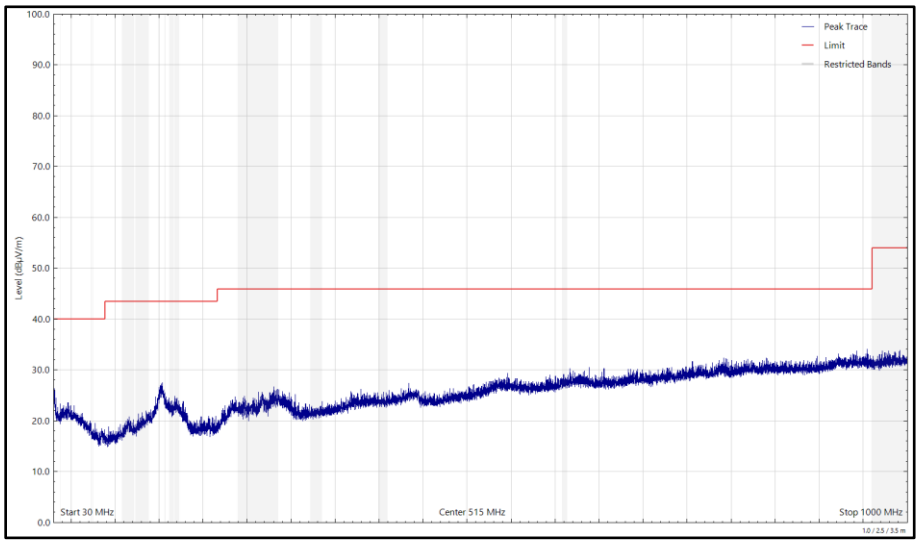

Figure 195 - U-NII-7 - 6695 MHz (CH149), HE20, SU, CDD, Core 0 + Core 1, 30 MHz to 1 GHz, Horizontal (Peak)

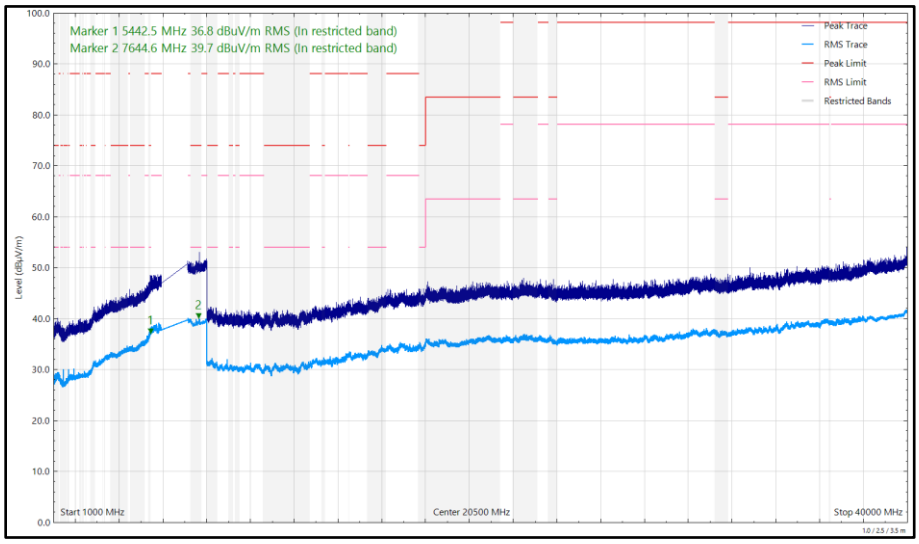

Figure 196 - U-NII-7 - 6695 MHz (CH149), HE20, SU, CDD, Core 0 + Core 1, 1 GHz to 40 GHz, Horizontal

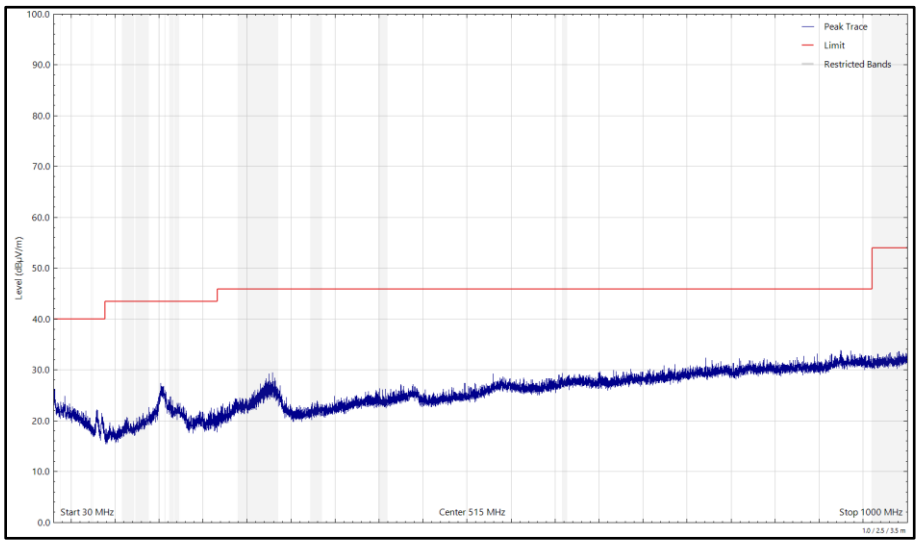

Figure 197 - U-NII-7 - 6695 MHz (CH149), HE20, SU, CDD, Core 0 + Core 1, 30 MHz to 1 GHz, Vertical (Peak)

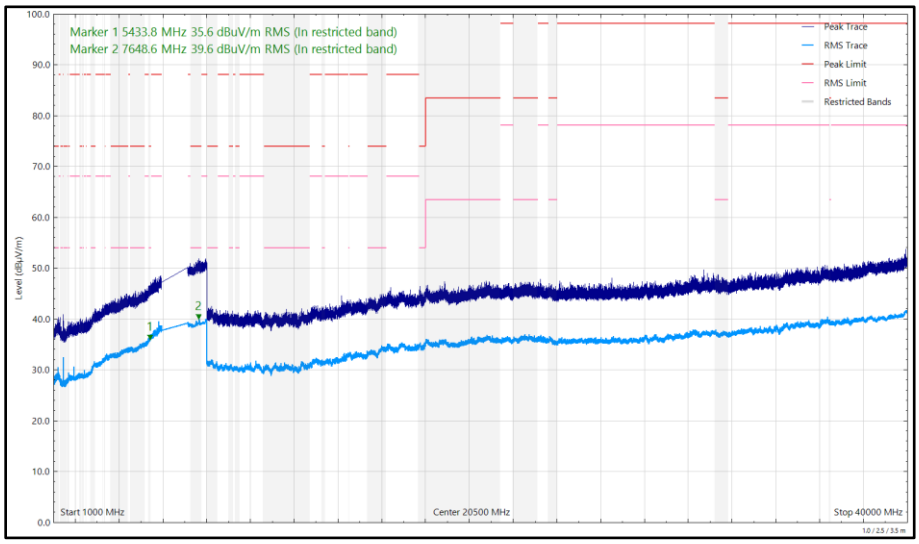

Figure 198 - U-NII-7 - 6695 MHz (CH149), HE20, SU, CDD, Core 0 + Core 1, 1 GHz to 40 GHz, Vertical

Frequency (MHz)	Level (dBµV/m)	Limit (dBµV/m)	Margin (dB)	Detector	Angle (°)	Height (cm)	Polarisation
5430.279	35.16	54.00	-18.84	RMS	360	109	Vertical
5458.619	36.45	54.00	-17.55	RMS	190	202	Horizontal
7275.984	39.92	54.00	-14.08	RMS	235	284	Horizontal
7607.574	39.12	54.00	-14.88	RMS	72	389	Vertical

Table 310 - U-NII-7 - 6855 MHz (CH181), HE20, SU, CDD, Core 0 + Core 1, 1 GHz to 40 GHz

No other emissions found within 10 dB of the limit.

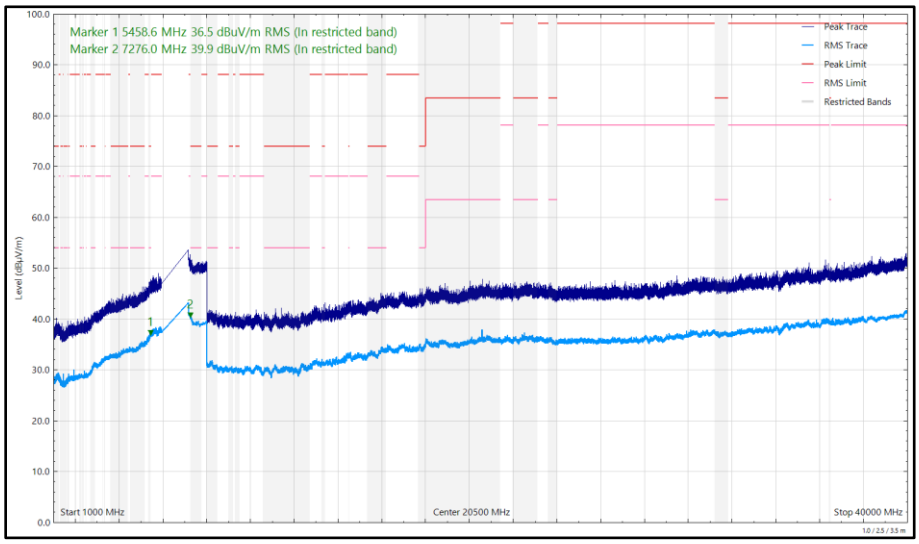

Figure 199 - U-NII-7 - 6855 MHz (CH181), HE20, SU, CDD, Core 0 + Core 1, 1 GHz to 40 GHz, Horizontal

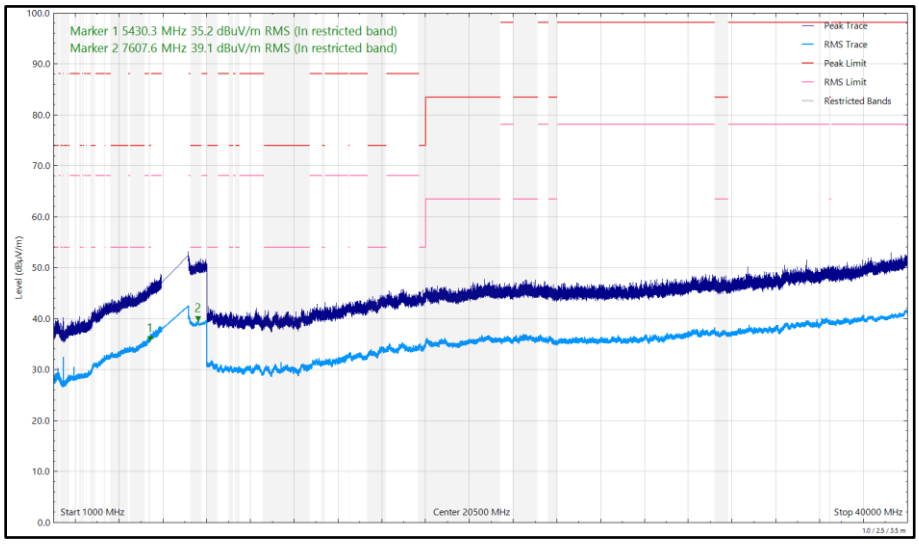

Figure 200 - U-NII-7 - 6855 MHz (CH181), HE20, SU, CDD, Core 0 + Core 1, 1 GHz to 40 GHz, Vertical

Frequency (MHz)	Level (dBµV/m)	Limit (dBµV/m)	Margin (dB)	Detector	Angle (°)	Height (cm)	Polarisation
5432.585	36.31	54.00	-17.69	RMS	202	244	Horizontal
5435.748	35.00	54.00	-19.00	RMS	350	353	Vertical
7256.934	39.92	54.00	-14.08	RMS	226	251	Horizontal
7276.589	38.15	54.00	-15.85	RMS	340	185	Vertical

Table 311 - U-NII-8 - 6895 MHz (CH189), HE20, SU, CDD, Core 0 + Core 1, 1 GHz to 40 GHz

No other emissions found within 10 dB of the limit.

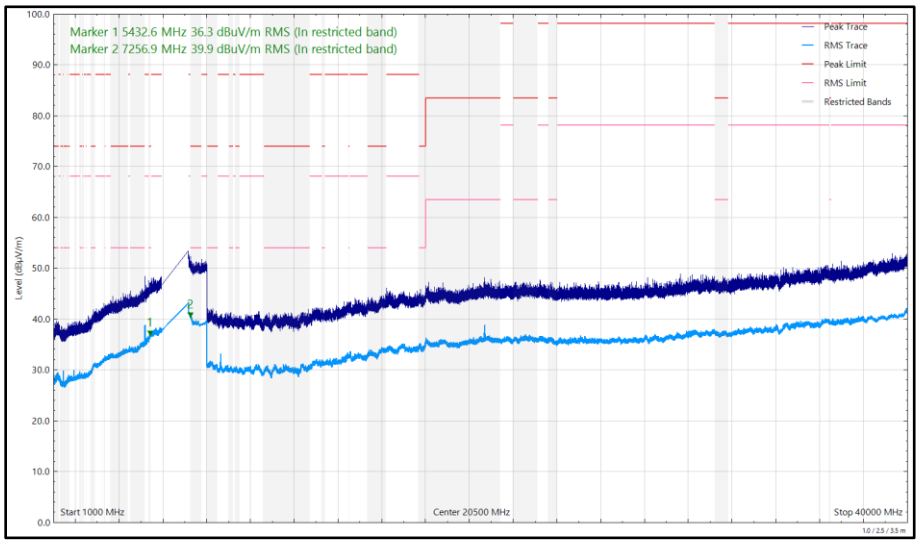

Figure 201 - U-NII-8 - 6895 MHz (CH189), HE20, SU, CDD, Core 0 + Core 1, 1 GHz to 40 GHz, Horizontal

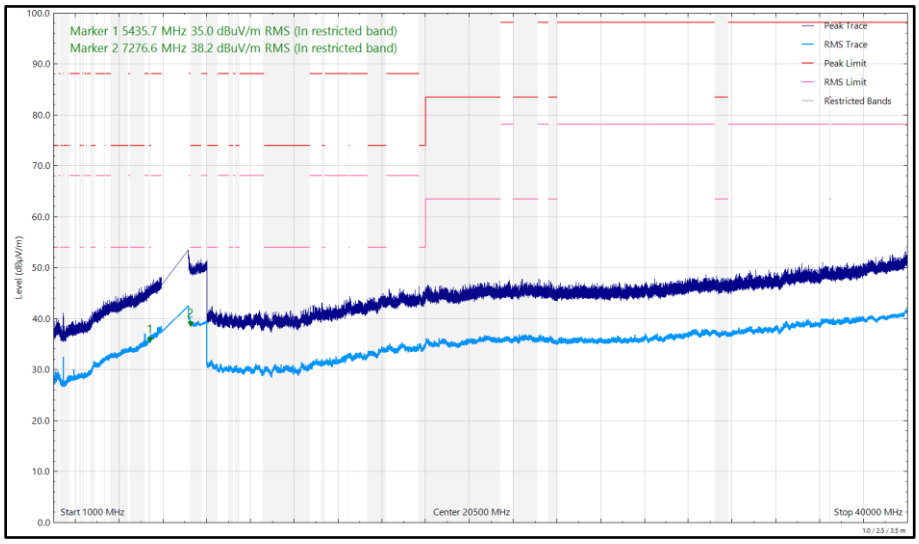

Figure 202 - U-NII-8 - 6895 MHz (CH189), HE20, SU, CDD, Core 0 + Core 1, 1 GHz to 40 GHz, Vertical

Frequency (MHz)	Level (dBµV/m)	Limit (dBµV/m)	Margin (dB)	Detector	Angle (°)	Height (cm)	Polarisation
5423.258	36.22	54.00	-17.78	RMS	187	230	Horizontal
5459.984	35.51	54.00	-18.49	RMS	193	149	Vertical
7254.772	39.04	54.00	-14.96	RMS	104	192	Horizontal
7279.636	38.98	54.00	-15.02	RMS	31	264	Vertical

Table 312 - U-NII-8 - 6995 MHz (CH209), HE20, SU, CDD, Core 0 + Core 1, 30 MHz to 40 GHz

No other emissions found within 10 dB of the limit.

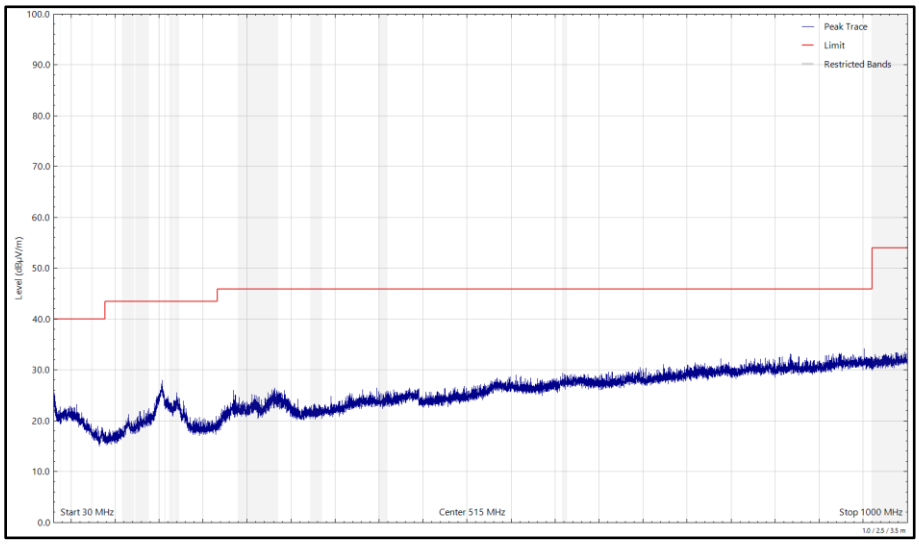

Figure 203 - U-NII-8 - 6995 MHz (CH209), HE20, SU, CDD, Core 0 + Core 1, 30 MHz to 1 GHz, Horizontal (Peak)

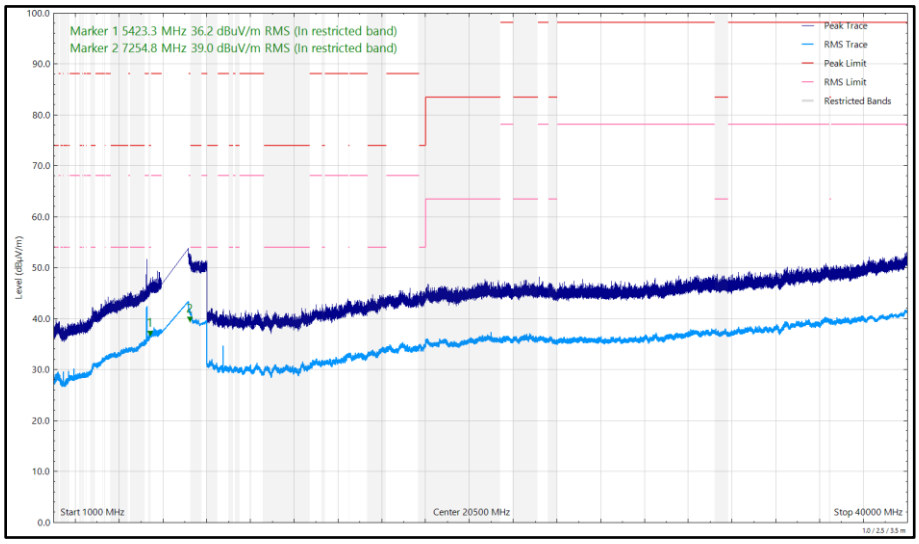

Figure 204 - U-NII-8 - 6995 MHz (CH209), HE20, SU, CDD, Core 0 + Core 1, 1 GHz to 40 GHz, Horizontal

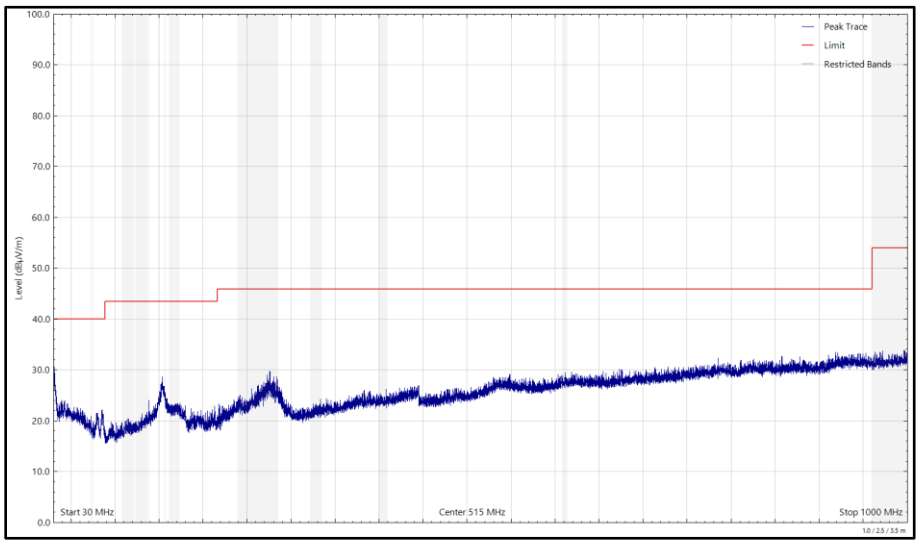

Figure 205 - U-NII-8 - 6995 MHz (CH209), HE20, SU, CDD, Core 0 + Core 1, 30 MHz to 1 GHz, Vertical (Peak)

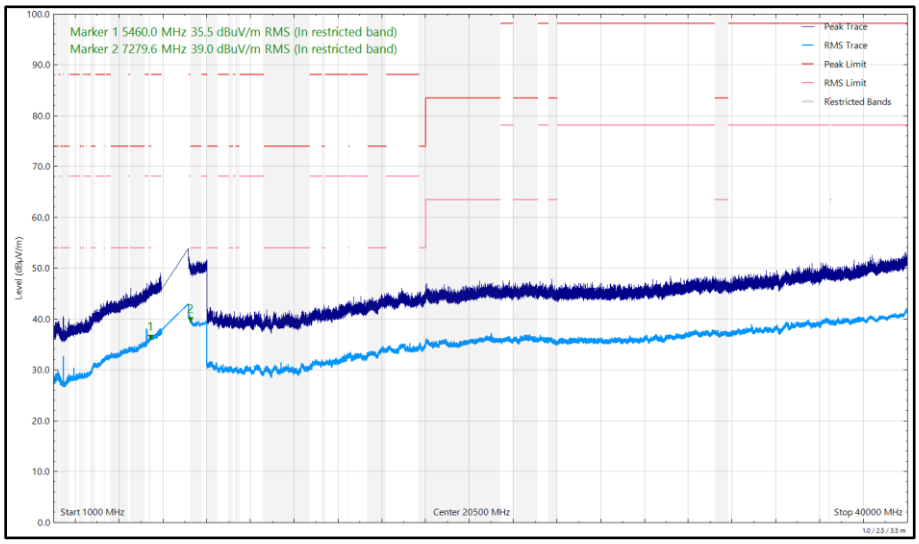

Figure 206 - U-NII-8 - 6995 MHz (CH209), HE20, SU, CDD, Core 0 + Core 1, 1 GHz to 40 GHz, Vertical

Frequency (MHz)	Level (dBµV/m)	Limit (dBµV/m)	Margin (dB)	Detector	Angle (°)	Height (cm)	Polarisation
5429.915	35.34	54.00	-18.66	RMS	12	270	Vertical
5444.254	36.08	54.00	-17.92	RMS	186	100	Horizontal
7155.059	49.57	68.20	-18.63	RMS	40	195	Vertical
7155.366	52.06	68.20	-16.14	RMS	235	233	Horizontal
7156.184	69.81	88.20	-18.39	Peak	212	268	Horizontal
7250.915	42.70	54.00	-11.30	RMS	251	215	Horizontal
7252.767	40.78	54.00	-13.22	RMS	41	143	Vertical

Table 313 - U-NII-8 - 7115 MHz (CH233), HE20, SU, CDD, Core 0 + Core 1, 1 GHz to 40 GHz

No other emissions found within 10 dB of the limit.

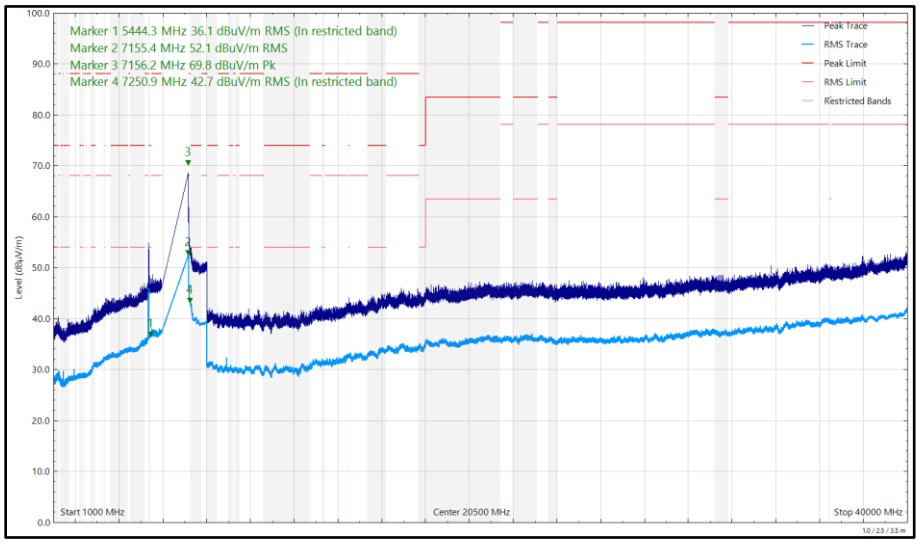

Figure 207 - U-NII-8 - 7115 MHz (CH233), HE20, SU, CDD, Core 0 + Core 1, 1 GHz to 40 GHz, Horizontal

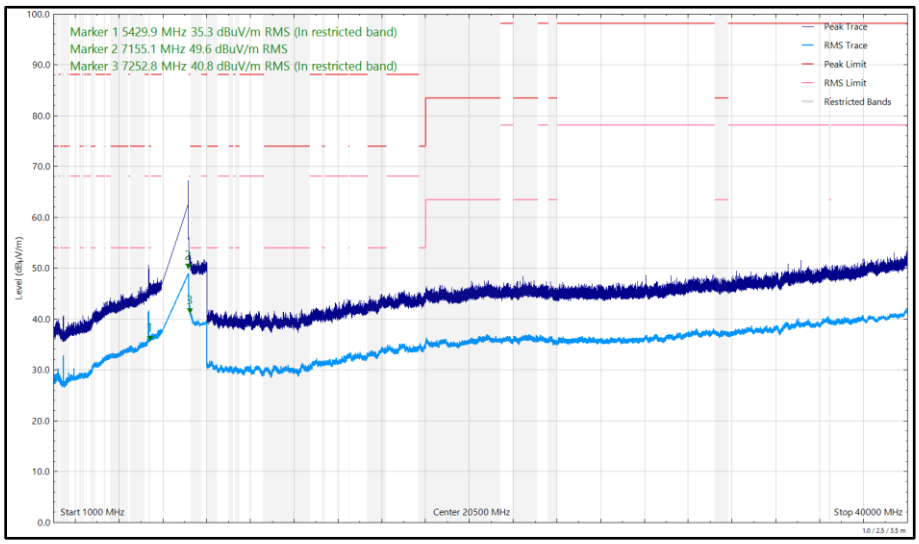

Figure 208 - U-NII-8 - 7115 MHz (CH233), HE20, SU, CDD, Core 0 + Core 1, 1 GHz to 40 GHz, Vertical

FCC 47 CFR Part 15, Limit Clause 15.407(b)(5) and 15.209

Emissions not falling within the restricted bands listed in 15.205:

For transmitters operating within the 5.925–7.125 GHz band: Any emissions outside of the 5.925–7.125 GHz band must not exceed an e.i.r.p. of -27 dBm/MHz.

Unwanted emissions below 1 GHz must comply with the general field strength limits set forth in 15.209.

Emissions within the restricted bands listed in FCC 47 CFR Part 15.205:

Frequency (MHz)	Field Strength (µV/m) at 3m	Field Strength Limit (dBµV/m) at 3m
30 to 88	100	40.00
88 to 216	150	43.52
216 to 960	200	46.02
Above 960	500	53.98

Table 314 - Radiated Emissions Limit Table (FCC)

ISED RSS-248, Limit Clause 4.6.2(a) and ISED RSS-GEN, Limit Clause 8.9

Emissions not falling within the restricted bands listed in ISED RSS-GEN, Clause 8.10:

Any emissions outside of the 5925-7125 MHz band shall not exceed –27 dBm/MHz e.i.r.p.

Any emissions below 1000 MHz shall meet the general field strength limits specified in RSS-Gen

Emissions falling within the restricted bands listed in ISED RSS-GEN, Clause 8.10:

Frequency (MHz)	Field Strength (µV/m) at 3m	Field Strength Limit (dBµV/m) at 3m
30 to 88	100	40.00
88 to 216	150	43.52
216 to 960	200	46.02
Above 960	500	53.98

Table 315 - Radiated Emissions Limit Table (ISED)

2.7.8 Test Location and Test Equipment Used

This test was carried out in RF Chamber 18.

Instrument	Manufacturer	Type No.	TE No.	Calibration Period (months)	Calibration Expiry Date
Emissions Software	TUV SUD	EmX V3.2.0	5125	-	Software
DRG Horn Antenna (7.5-18GHz)	Schwarzbeck	HWRD750	5939	12	05-May-2025
1500W (300V 12A) AC Power Supply	iTech	IT7324	5956	-	O/P Mon
SAC Switch Unit	TUV SUD	TUV_SSU_001	6144	12	11-Dec-2024
Digital Multimeter	Fluke	115	6145	12	15-Jun-2024*
Digital Multimeter	Fluke	115	6145	12	06-Jun-2025*
Humidity & Temperature meter	R.S Components	1364	6149	12	07-Jul-2024
Attenuator 4dB	Pasternack	PE7074-4	6201	24	24-May-2026
Cable (SMA to SMA 8m)	Junkosha	MWX221-08000AMSAMS/B	6318	12	18-Feb-2025
EMC Test Receiver	Rohde & Schwarz	ESW44	6333	12	16-Feb-2025
Trilog Super Broadband Test Antenna	Schwarzbeck	VULB 9168	6456	24	10-Feb-2025
Horn Antenna	Schwarzbeck	BBHA 9120 B	6457	12	05-May-2025
3m Semi-Anechoic Chamber, Chamber18	Albatross Projects	Chamber 18	6597	24	22-Feb-2026
Coax cable sma to sma with N-Type adapter	TUV SUD	N/A	6637	12	24-Jul-2024
2m Cable	Junkosha	MWX241-02000KMSKMS/B	6742	12	01-Feb-2025
Double Ridge Active Horn Antenna (18-40 GHz	Com-Power	AHA-840	6771	24	17-Jan-2025
Pre Amp 8 - 18 GHz	Wright Technologies	APS06-0061	6783	12	23-Apr-2025
Mast & Turntable Controller	Maturo Gmbh	FCU3.0	6795	-	TU
Tilt Antenna Mast	Maturo Gmbh	BAM4.5-P	6796	-	TU
Turntable	Maturo Gmbh	TT1.5SI	6797	-	TU

Table 316

TU - Traceability Unscheduled
O/P Mon - Output Monitored using calibrated equipment

*NOTE: Only used within calibration period.

2.8 Unwanted Emissions within the 5925-7125 MHz band

2.8.1 Specification Reference

FCC 47 CFR Part 15E, Clause 15.407 (b)
ISED RSS-248, Clause 4.6
ISED RSS-GEN, Clause 6.13

2.8.2 Equipment Under Test and Modification State

A3137, S/N: H6D001F73D - Modification State 0
A3137, S/N: MHCWWV5343 - Modification State 0
A3137, S/N: G5022YM6RR - Modification State 0

2.8.3 Date of Test

12-July-2024 to 19-September-2024

2.8.4 Test Method

This test was performed in accordance with KDB 987594 D02, clause J.

2.8.5 Environmental Conditions

Ambient Temperature	20.3 - 22.3 °C
Relative Humidity	48.5 - 60.8 %

2.8.6 Test Results

6 GHz WLAN

SISO

Protocol	Unwanted Emissions Within the RLAN Band	
	Margin (dB)	Frequency (MHz)
802.11a LPI	6.57	6290.900
802.11ax HE20 SU LPI	8.08	6482.000
802.11ax HE40 SU LPI	7.15	5979.082
802.11ax HE80 SU LPI	6.80	6102.000
802.11ax HE160 SU LPI	6.58	6038.000

Table 317 - Unwanted Emissions Within the RLAN Band Summary Results

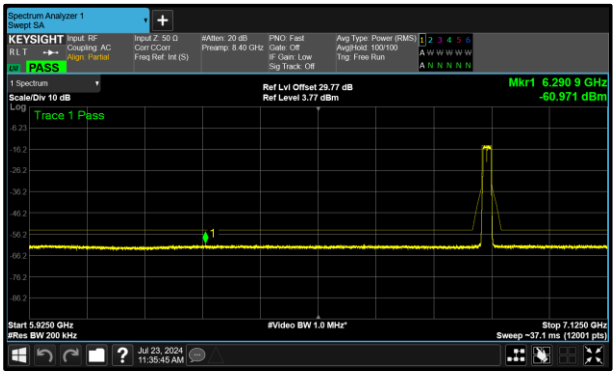

Figure 209 - B (Core 1) 802.11a LPI 6875 MHz (CH185)

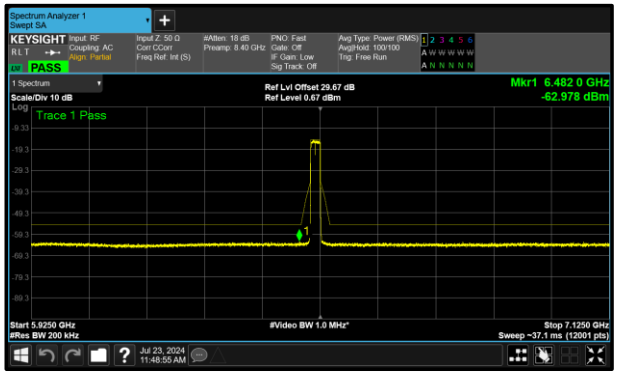

Figure 210 - B (Core 1) 802.11ax HE20 SU LPI 6515 MHz (CH113)

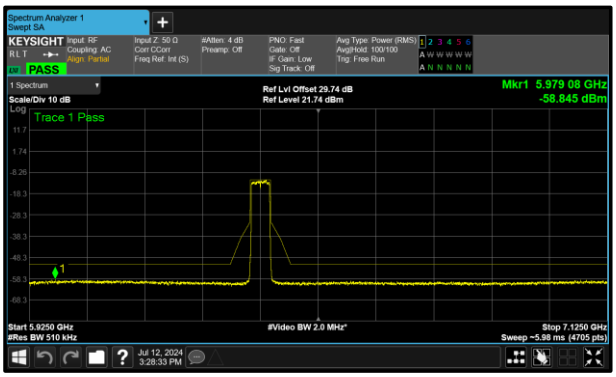

Figure 211 - B (Core 1) 802.11ax HE40 SU LPI 6405 MHz (CH91)

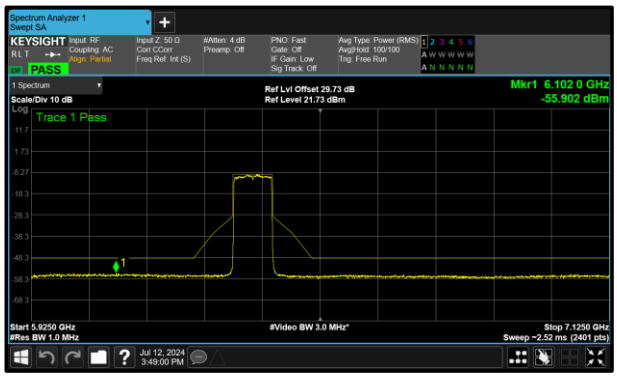

Figure 212 - B (Core 1) 802.11ax HE80 SU LPI 6385 MHz (CH87)

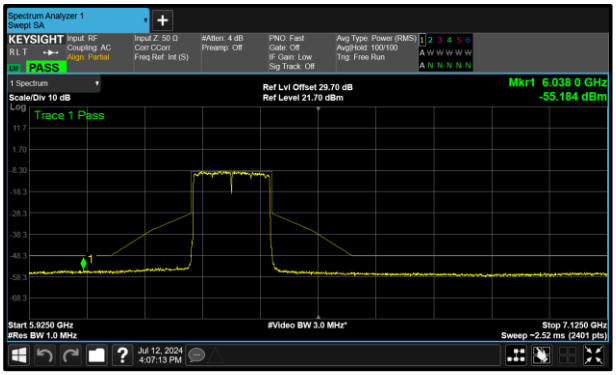

Figure 213 - B (Core 1) 802.11ax HE160 SU LPI 6345 MHz (CH79)

Protocol	Unwanted Emissions Within the RLAN Band	
	Margin (dB)	Frequency (MHz)
802.11ax HE20 RU106 LPI	5.59	5978.400
802.11ax HE20 RU26 LPI	18.66	5956.700
802.11ax HE20 RU52 LPI	3.73	6022.800

Table 318 - Unwanted Emissions Within the RLAN Band Summary Results

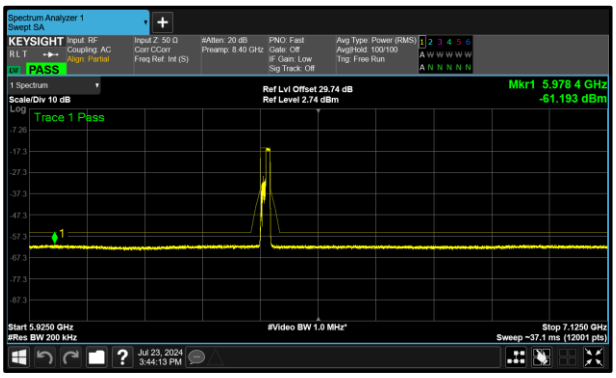

Figure 214 - B (Core 1) 802.11ax HE20 RU106 LPI 6415 MHz (CH93)

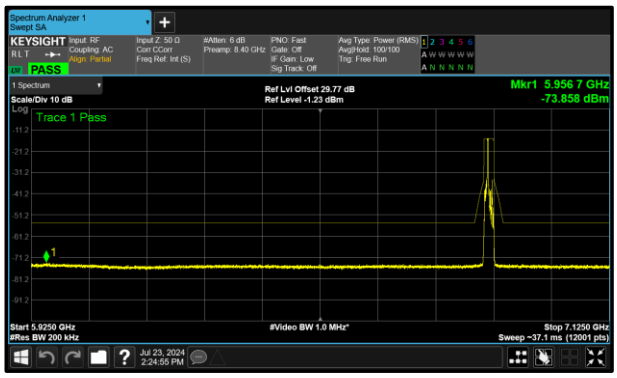

Figure 215 - B (Core 1) 802.11ax HE20 RU26 LPI 6875 MHz (CH185)

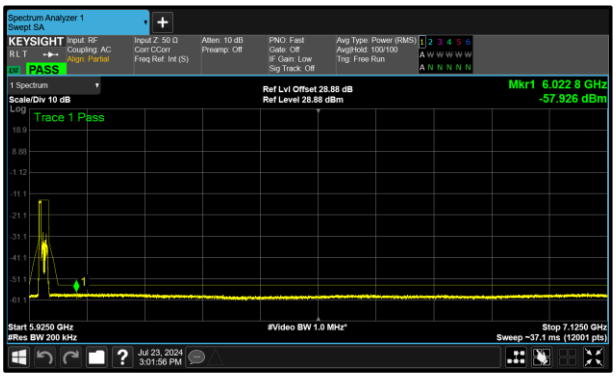

Figure 216 - B (Core 1) 802.11ax HE20 RU52 LPI 5955 MHz (CH1)

Test Configuration			
Frequency Range:	5.925-6.425 GHz 6.425-6.525 GHz 6.525-6.875 GHz 6.875-7.125 GHz	Band:	U-NII-5 U-NII-6 U-NII-7 U-NII-8
Limit Clause(s):	15.407(b)	Test Method(s):	KDB 987594 clause j

DUT Configuration			
Mode:	802.11a LPI	Duty Cycle (%):	-
Data Rate:	12 Mbps	DCCF (dB):	-
Antenna Configuration:	SISO	Peak Antenna Gain (dBi):	-
Active Port(s):	B (Core 1)	Active Chain Id(s):	1

Test Frequency (MHz)	Unwanted Emissions Within the RLAN Band Margin (dB)			
	A	B	C	D
5955	-	11.84	-	-
6175	-	7.96	-	-
6415	-	8.17	-	-
6435	-	7.16	-	-
6475	-	8.65	-	-
6515	-	6.82	-	-
6535	-	10.89	-	-
6695	-	7.76	-	-
6855	-	7.17	-	-
6875	-	6.57	-	-
6895	-	6.69	-	-
6995	-	15.51	-	-
7115	-	7.76	-	-

Table 319 - Unwanted Emissions Within the Band Results

Test Configuration			
Frequency Range:	5.925-6.425 GHz 6.425-6.525 GHz 6.525-6.875 GHz 6.875-7.125 GHz	Band:	U-NII-5 U-NII-6 U-NII-7 U-NII-8
Limit Clause(s):	15.407(b)	Test Method(s):	KDB 987594 clause j

DUT Configuration			
Mode:	802.11ax HE20 SU LPI	Duty Cycle (%):	-
Modulation Coding Scheme:	MCS2x1	DCCF (dB):	-
Antenna Configuration:	SISO	Peak Antenna Gain (dBi):	-
Active Port(s):	B (Core 1)	Active Chain Id(s):	1

Test Frequency (MHz)	Unwanted Emissions Within the RLAN Band Margin (dB)			
	A	B	C	D
5955	-	9.59	-	-
6175	-	8.97	-	-
6415	-	9.17	-	-
6435	-	8.27	-	-
6475	-	9.74	-	-
6515	-	8.08	-	-
6535	-	8.57	-	-
6695	-	8.99	-	-
6855	-	10.14	-	-
6875	-	9.57	-	-
6895	-	9.64	-	-
6995	-	16.21	-	-
7095	-	10.10	-	-

Table 320 - Unwanted Emissions Within the Band Results

Test Configuration			
Frequency Range:	5.925-6.425 GHz 6.425-6.525 GHz 6.525-6.875 GHz 6.875-7.125 GHz	Band:	U-NII-5 U-NII-6 U-NII-7 U-NII-8
Limit Clause(s):	15.407(b)	Test Method(s):	KDB 987594 clause j

DUT Configuration			
Mode:	802.11ax HE40 SU LPI	Duty Cycle (%):	-
Modulation Coding Scheme:	MCS2x1	DCCF (dB):	-
Antenna Configuration:	SISO	Peak Antenna Gain (dBi):	-
Active Port(s):	B (Core 1)	Active Chain Id(s):	1

Test Frequency (MHz)	Unwanted Emissions Within the RLAN Band Margin (dB)			
	A	B	C	D
5965	-	9.22	-	-
6165	-	9.31	-	-
6405	-	7.15	-	-
6445	-	7.95	-	-
6485	-	7.64	-	-
6525	-	7.64	-	-
6565	-	8.01	-	-
6685	-	8.57	-	-
6845	-	7.96	-	-
6885	-	7.44	-	-
6925	-	7.64	-	-
7005	-	11.09	-	-
7085	-	7.36	-	-

Table 321 - Unwanted Emissions Within the Band Results

Test Configuration			
Frequency Range:	5.925-6.425 GHz 6.425-6.525 GHz 6.525-6.875 GHz 6.875-7.125 GHz	Band:	U-NII-5 U-NII-6 U-NII-7 U-NII-8
Limit Clause(s):	15.407(b)	Test Method(s):	KDB 987594 clause j

DUT Configuration			
Mode:	802.11ax HE80 SU LPI	Duty Cycle (%):	-
Modulation Coding Scheme:	MCS2x1	DCCF (dB):	-
Antenna Configuration:	SISO	Peak Antenna Gain (dBi):	-
Active Port(s):	B (Core 1)	Active Chain Id(s):	1

Test Frequency (MHz)	Unwanted Emissions Within the RLAN Band Margin (dB)			
	A	B	C	D
5985	-	8.51	-	-
6145	-	9.20	-	-
6385	-	6.80	-	-
6465	-	8.02	-	-
6545	-	8.14	-	-
6625	-	8.07	-	-
6705	-	8.66	-	-
6785	-	8.78	-	-
6865	-	7.93	-	-
6945	-	11.32	-	-
7025	-	10.82	-	-

Table 322 - Unwanted Emissions Within the Band Results

Test Configuration			
Frequency Range:	5.925-6.425 GHz 6.425-6.525 GHz 6.525-6.875 GHz 6.875-7.125 GHz	Band:	U-NII-5 U-NII-6 U-NII-7 U-NII-8
Limit Clause(s):	15.407(b)	Test Method(s):	KDB 987594 clause j

DUT Configuration			
Mode:	802.11ax HE160 SU LPI	Duty Cycle (%):	-
Modulation Coding Scheme:	MCS2x1	DCCF (dB):	-
Antenna Configuration:	SISO	Peak Antenna Gain (dBi):	-
Active Port(s):	B (Core 1)	Active Chain Id(s):	1

Test Frequency (MHz)	Unwanted Emissions Within the RLAN Band Margin (dB)			
	A	B	C	D
6025	-	9.28	-	-
6185	-	8.81	-	-
6345	-	6.58	-	-
6505	-	7.69	-	-
6665	-	8.59	-	-
6825	-	7.95	-	-
6985	-	10.78	-	-

Table 323 - Unwanted Emissions Within the Band Results

Test Configuration			
Frequency Range:	5.925-6.425 GHz 6.425-6.525 GHz 6.525-6.875 GHz 6.875-7.125 GHz	Band:	U-NII-5 U-NII-6 U-NII-7 U-NII-8
Limit Clause(s):	15.407(b)	Test Method(s):	KDB 987594 clause j

DUT Configuration			
Mode:	802.11ax HE20 RU26 LPI	Duty Cycle (%):	-
Modulation Coding Scheme:	MCS2x1	DCCF (dB):	-
Antenna Configuration:	SISO	Peak Antenna Gain (dBi):	-
Active Port(s):	B (Core 1)	Active Chain Id(s):	1

Test Frequency (MHz)	Unwanted Emissions Within the RLAN Band Margin (dB)			
	A	B	C	D
5955 (RU26.0)	-	19.61	-	-
6175 (RU26.0)	-	19.91	-	-
6415 (RU26.8)	-	19.02	-	-
6435 (RU26.0)	-	20.12	-	-
6475 (RU26.0)	-	19.50	-	-
6515 (RU26.8)	-	19.32	-	-
6535 (RU26.0)	-	19.68	-	-
6695 (RU26.0)	-	19.15	-	-
6855 (RU26.8)	-	19.34	-	-
6875 (RU26.3)	-	18.66	-	-
6875 (RU26.5)	-	20.15	-	-
6895 (RU26.0)	-	20.73	-	-
6995 (RU26.0)	-	19.03	-	-
7095 (RU26.8)	-	19.33	-	-

Table 324 - Unwanted Emissions Within the Band Results

Test Configuration			
Frequency Range:	5.925-6.425 GHz 6.425-6.525 GHz 6.525-6.875 GHz 6.875-7.125 GHz	Band:	U-NII-5 U-NII-6 U-NII-7 U-NII-8
Limit Clause(s):	15.407(b)	Test Method(s):	KDB 987594 clause j

DUT Configuration			
Mode:	802.11ax HE20 RU52 LPI	Duty Cycle (%):	-
Modulation Coding Scheme:	MCS2x1	DCCF (dB):	-
Antenna Configuration:	SISO	Peak Antenna Gain (dBi):	-
Active Port(s):	B (Core 1)	Active Chain Id(s):	1

Test Frequency (MHz)	Unwanted Emissions Within the RLAN Band Margin (dB)			
	A	B	C	D
5955 (RU52.37)	-	3.73	-	-
6175 (RU52.37)	-	11.25	-	-
6415 (RU52.40)	-	18.06	-	-
6435 (RU52.37)	-	6.87	-	-
6475 (RU52.37)	-	8.02	-	-
6515 (RU52.40)	-	10.39	-	-
6535 (RU52.37)	-	8.44	-	-
6695 (RU52.37)	-	7.28	-	-
6855 (RU52.40)	-	6.82	-	-
6875 (RU52.38)	-	6.28	-	-
6875 (RU52.39)	-	6.22	-	-
6895 (RU52.37)	-	7.80	-	-
6995 (RU52.37)	-	18.97	-	-
7095 (RU52.40)	-	6.65	-	-

Table 325 - Unwanted Emissions Within the Band Results

Test Configuration			
Frequency Range:	5.925-6.425 GHz 6.425-6.525 GHz 6.525-6.875 GHz 6.875-7.125 GHz	Band:	U-NII-5 U-NII-6 U-NII-7 U-NII-8
Limit Clause(s):	15.407(b)	Test Method(s):	KDB 987594 clause j

DUT Configuration			
Mode:	802.11ax HE20 RU106 LPI	Duty Cycle (%):	-
Modulation Coding Scheme:	MCS2x1	DCCF (dB):	-
Antenna Configuration:	SISO	Peak Antenna Gain (dBi):	-
Active Port(s):	B (Core 1)	Active Chain Id(s):	1

Test Frequency (MHz)	Unwanted Emissions Within the RLAN Band Margin (dB)			
	A	B	C	D
5955 (RU106.53)	-	7.92	-	-
6175 (RU106.53)	-	7.38	-	-
6415 (RU106.54)	-	5.59	-	-
6435 (RU106.53)	-	7.04	-	-
6475 (RU106.53)	-	6.35	-	-
6515 (RU106.54)	-	10.21	-	-
6535 (RU106.53)	-	10.90	-	-
6695 (RU106.53)	-	11.41	-	-
6855 (RU106.54)	-	6.99	-	-
6875 (RU106.53)	-	6.89	-	-
6875 (RU106.54)	-	6.56	-	-
6895 (RU106.53)	-	8.03	-	-
6995 (RU106.53)	-	17.84	-	-
7095 (RU106.54)	-	6.83	-	-

Table 326 - Unwanted Emissions Within the Band Results

Protocol	Unwanted Emissions Within the RLAN Band	
	Margin (dB)	Frequency (MHz)
802.11a SP	6.67	6490.900
802.11ax HE20 SU SP	5.92	6535.300
802.11ax HE40 SU SP	4.41	6722.704
802.11ax HE80 SU SP	5.40	6020.000
802.11ax HE160 SU SP	3.47	6092.000

Table 327 - Unwanted Emissions Within the RLAN Band Summary Results

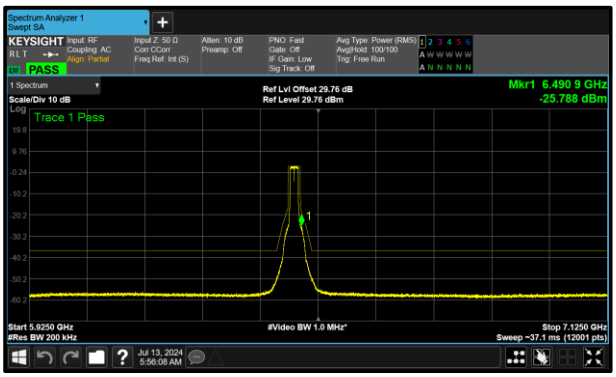

Figure 217 - B (Core 1) 802.11a SP 6475 MHz (CH105)

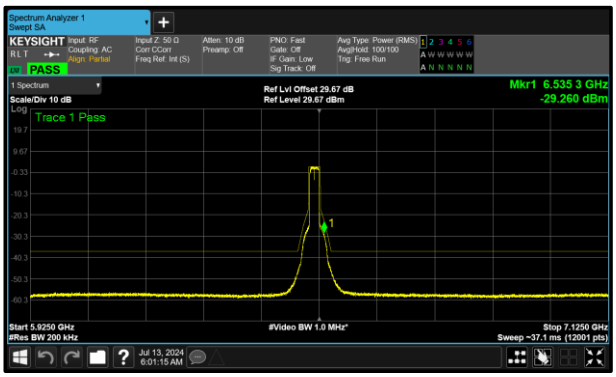

Figure 218 - B (Core 1) 802.11ax HE20 SU SP 6515 MHz (CH113)

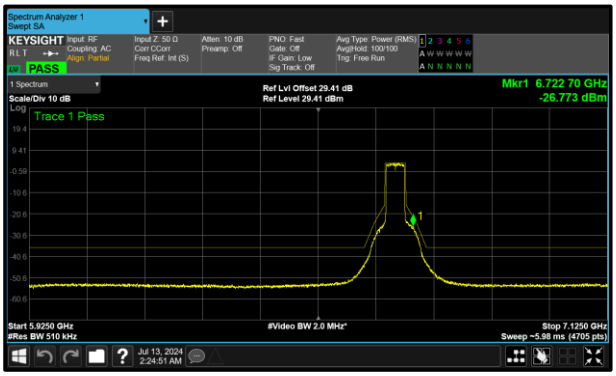

Figure 219 - B (Core 1) 802.11ax HE40 SU SP 6685 MHz (CH147)

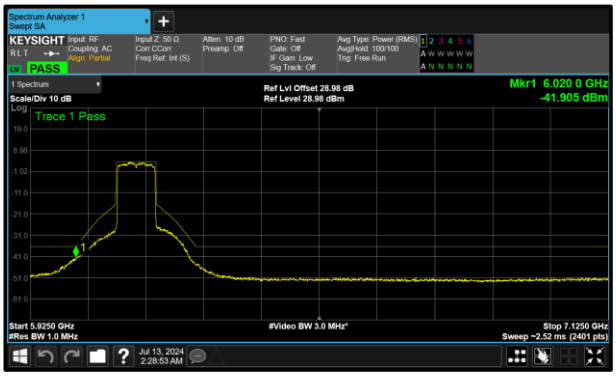

Figure 220 - B (Core 1) 802.11ax HE80 SU SP 6145 MHz (CH39)

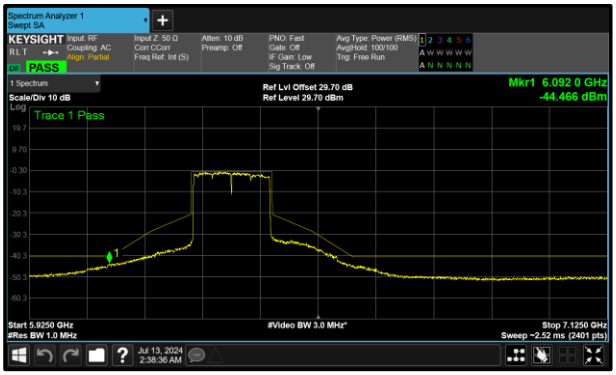

Figure 221 - B (Core 1) 802.11ax HE160 SU SP 6345 MHz (CH79)

Protocol	Unwanted Emissions Within the RLAN Band	
	Margin (dB)	Frequency (MHz)
802.11ax HE20 RU106 SP	11.42	6868.100
802.11ax HE20 RU26 SP	17.05	6525.800
802.11ax HE20 RU52 SP	18.34	6684.000

Table 328 - Unwanted Emissions Within the RLAN Band Summary Results

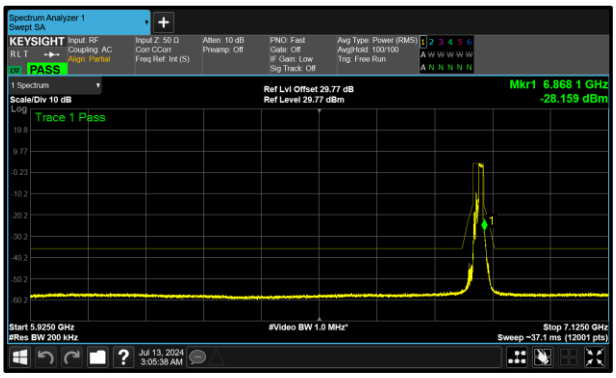

Figure 222 - B (Core 1) 802.11ax HE20 RU106 SP 6855 MHz (CH181)

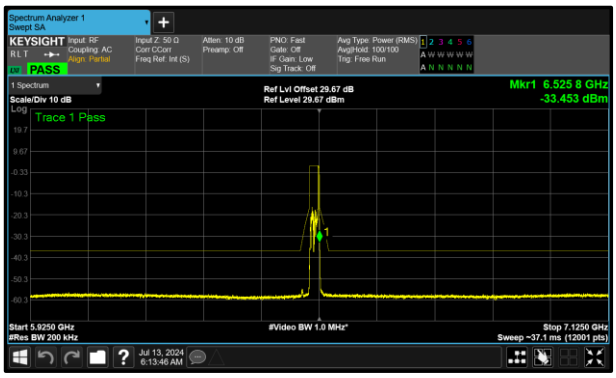

Figure 223 - B (Core 1) 802.11ax HE20 RU26 SP 6515 MHz (CH113)

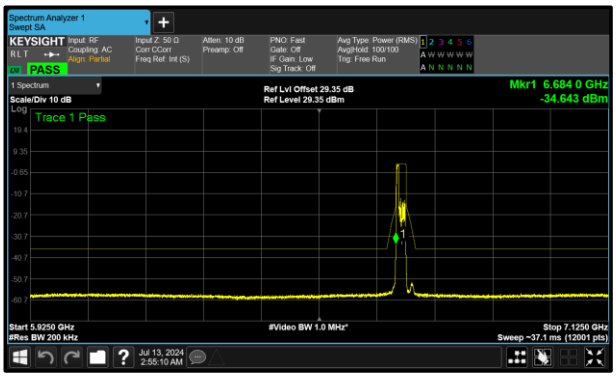

Figure 224 - B (Core 1) 802.11ax HE20 RU52 SP 6695 MHz (CH149)

Test Configuration			
Frequency Range:	5.925-6.425 GHz 6.425-6.525 GHz 6.525-6.875 GHz	Band:	U-NII-5 U-NII-6 U-NII-7
Limit Clause(s):	15.407(b)	Test Method(s):	KDB 987594 clause j

DUT Configuration			
Mode:	802.11a SP	Duty Cycle (%):	-
Data Rate:	12 Mbps	DCCF (dB):	-
Antenna Configuration:	SISO	Peak Antenna Gain (dBi):	-
Active Port(s):	B (Core 1)	Active Chain Id(s):	1

Test Frequency (MHz)	Unwanted Emissions Within the RLAN Band Margin (dB)			
	A	B	C	D
5955	-	10.77	-	-
6175	-	8.60	-	-
6415	-	8.22	-	-
6435	-	7.61	-	-
6475	-	6.67	-	-
6515	-	7.98	-	-
6535	-	8.35	-	-
6695	-	7.59	-	-
6855	-	8.86	-	-

Table 329 - Unwanted Emissions Within the Band Results

Test Configuration			
Frequency Range:	5.925-6.425 GHz 6.425-6.525 GHz 6.525-6.875 GHz	Band:	U-NII-5 U-NII-6 U-NII-7
Limit Clause(s):	15.407(b)	Test Method(s):	KDB 987594 clause j

DUT Configuration			
Mode:	802.11ax HE20 SU SP	Duty Cycle (%):	-
Modulation Coding Scheme:	MCS2x1	DCCF (dB):	-
Antenna Configuration:	SISO	Peak Antenna Gain (dBi):	-
Active Port(s):	B (Core 1)	Active Chain Id(s):	1

Test Frequency (MHz)	Unwanted Emissions Within the RLAN Band Margin (dB)			
	A	B	C	D
5955	-	8.36	-	-
6175	-	7.96	-	-
6415	-	6.29	-	-
6435	-	7.66	-	-
6475	-	7.75	-	-
6515	-	5.92	-	-
6535	-	6.28	-	-
6695	-	6.45	-	-
6855	-	8.69	-	-

Table 330 - Unwanted Emissions Within the Band Results

Test Configuration			
Frequency Range:	5.925-6.425 GHz 6.425-6.525 GHz 6.525-6.875 GHz	Band:	U-NII-5 U-NII-6 U-NII-7
Limit Clause(s):	15.407(b)	Test Method(s):	KDB 987594 clause j

DUT Configuration			
Mode:	802.11ax HE40 SU SP	Duty Cycle (%):	-
Modulation Coding Scheme:	MCS2x1	DCCF (dB):	-
Antenna Configuration:	SISO	Peak Antenna Gain (dBi):	-
Active Port(s):	B (Core 1)	Active Chain Id(s):	1

Test Frequency (MHz)	Unwanted Emissions Within the RLAN Band Margin (dB)			
	A	B	C	D
5965	-	10.27	-	-
6165	-	6.51	-	-
6405	-	8.12	-	-
6445	-	6.62	-	-
6485	-	6.97	-	-
6525	-	4.56	-	-
6565	-	6.02	-	-
6685	-	4.41	-	-
6845	-	8.65	-	-

Table 331 - Unwanted Emissions Within the Band Results

Test Configuration			
Frequency Range:	5.925-6.425 GHz 6.425-6.525 GHz 6.525-6.875 GHz	Band:	U-NII-5 U-NII-6 U-NII-7
Limit Clause(s):	15.407(b)	Test Method(s):	KDB 987594 clause j

DUT Configuration			
Mode:	802.11ax HE80 SU SP	Duty Cycle (%):	-
Modulation Coding Scheme:	MCS2x1	DCCF (dB):	-
Antenna Configuration:	SISO	Peak Antenna Gain (dBi):	-
Active Port(s):	B (Core 1)	Active Chain Id(s):	1

Test Frequency (MHz)	Unwanted Emissions Within the RLAN Band Margin (dB)			
	A	B	C	D
5985	-	9.05	-	-
6145	-	5.40	-	-
6385	-	8.41	-	-
6465	-	6.45	-	-
6545	-	6.36	-	-
6625	-	6.34	-	-
6705	-	6.66	-	-
6785	-	7.42	-	-

Table 332 - Unwanted Emissions Within the Band Results

Test Configuration			
Frequency Range:	5.925-6.425 GHz 6.425-6.525 GHz 6.525-6.875 GHz	Band:	U-NII-5 U-NII-6 U-NII-7
Limit Clause(s):	15.407(b)	Test Method(s):	KDB 987594 clause j

DUT Configuration			
Mode:	802.11ax HE160 SU SP	Duty Cycle (%):	-
Modulation Coding Scheme:	MCS2x1	DCCF (dB):	-
Antenna Configuration:	SISO	Peak Antenna Gain (dBi):	-
Active Port(s):	B (Core 1)	Active Chain Id(s):	1

Test Frequency (MHz)	Unwanted Emissions Within the RLAN Band Margin (dB)			
	A	B	C	D
6025	-	8.80	-	-
6185	-	3.98	-	-
6345	-	3.47	-	-
6505	-	6.05	-	-
6665	-	7.86	-	-

Table 333 - Unwanted Emissions Within the Band Results

Test Configuration			
Frequency Range:	5.925-6.425 GHz 6.425-6.525 GHz 6.525-6.875 GHz	Band:	U-NII-5 U-NII-6 U-NII-7
Limit Clause(s):	15.407(b)	Test Method(s):	KDB 987594 clause j

DUT Configuration			
Mode:	802.11ax HE20 RU26 SP	Duty Cycle (%):	-
Modulation Coding Scheme:	MCS2x1	DCCF (dB):	-
Antenna Configuration:	SISO	Peak Antenna Gain (dBi):	-
Active Port(s):	B (Core 1)	Active Chain Id(s):	1

Test Frequency (MHz)	Unwanted Emissions Within the RLAN Band Margin (dB)			
	A	B	C	D
5955 (RU26.0)	-	19.15	-	-
6175 (RU26.0)	-	20.12	-	-
6415 (RU26.8)	-	17.47	-	-
6435 (RU26.0)	-	19.75	-	-
6475 (RU26.0)	-	19.95	-	-
6515 (RU26.8)	-	17.05	-	-
6535 (RU26.0)	-	19.94	-	-
6695 (RU26.0)	-	20.00	-	-
6855 (RU26.8)	-	18.06	-	-

Table 334 - Unwanted Emissions Within the Band Results

Test Configuration			
Frequency Range:	5.925-6.425 GHz 6.425-6.525 GHz 6.525-6.875 GHz	Band:	U-NII-5 U-NII-6 U-NII-7
Limit Clause(s):	15.407(b)	Test Method(s):	KDB 987594 clause j

DUT Configuration			
Mode:	802.11ax HE20 RU52 SP	Duty Cycle (%):	-
Modulation Coding Scheme:	MCS2x1	DCCF (dB):	-
Antenna Configuration:	SISO	Peak Antenna Gain (dBi):	-
Active Port(s):	B (Core 1)	Active Chain Id(s):	1

Test Frequency (MHz)	Unwanted Emissions Within the RLAN Band Margin (dB)			
	A	B	C	D
5955 (RU52.37)	-	18.50	-	-
6175 (RU52.37)	-	19.12	-	-
6415 (RU52.40)	-	18.58	-	-
6435 (RU52.37)	-	18.92	-	-
6475 (RU52.37)	-	19.77	-	-
6515 (RU52.40)	-	18.47	-	-
6535 (RU52.37)	-	19.83	-	-
6695 (RU52.37)	-	18.34	-	-
6855 (RU52.40)	-	18.68	-	-

Table 335 - Unwanted Emissions Within the Band Results

Test Configuration			
Frequency Range:	5.925-6.425 GHz 6.425-6.525 GHz 6.525-6.875 GHz	Band:	U-NII-5 U-NII-6 U-NII-7
Limit Clause(s):	15.407(b)	Test Method(s):	KDB 987594 clause j

DUT Configuration			
Mode:	802.11ax HE20 RU106 SP	Duty Cycle (%):	-
Modulation Coding Scheme:	MCS2x1	DCCF (dB):	-
Antenna Configuration:	SISO	Peak Antenna Gain (dBi):	-
Active Port(s):	B (Core 1)	Active Chain Id(s):	1

Test Frequency (MHz)	Unwanted Emissions Within the RLAN Band Margin (dB)			
	A	B	C	D
5955 (RU106.53)	-	18.89	-	-
6175 (RU106.53)	-	17.38	-	-
6415 (RU106.54)	-	18.73	-	-
6435 (RU106.53)	-	14.54	-	-
6475 (RU106.53)	-	15.82	-	-
6515 (RU106.54)	-	17.18	-	-
6535 (RU106.53)	-	15.59	-	-
6695 (RU106.53)	-	15.26	-	-
6855 (RU106.54)	-	11.42	-	-

Table 336 - Unwanted Emissions Within the Band Results

Protocol	Unwanted Emissions Within the RLAN Band	
	Margin (dB)	Frequency (MHz)
802.11a VLP	9.62	6189.400
802.11ax HE20 SU VLP	9.52	6096.500
802.11ax HE40 SU VLP	3.33	6287.240
802.11ax HE80 SU VLP	2.97	7028.500
802.11ax HE160 SU VLP	3.20	6057.000

Table 337 - Unwanted Emissions Within the RLAN Band Summary Results

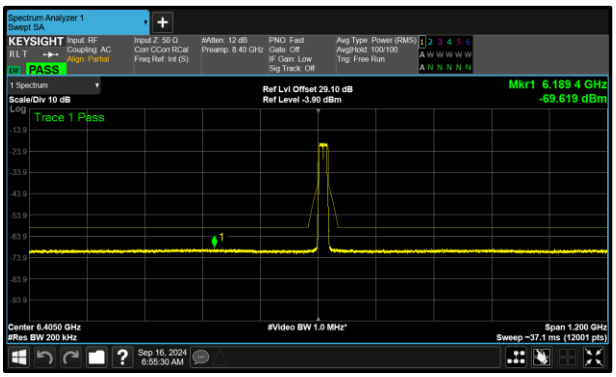

Figure 225 - B (Core 1) 802.11a VLP 6415 MHz (CH93)

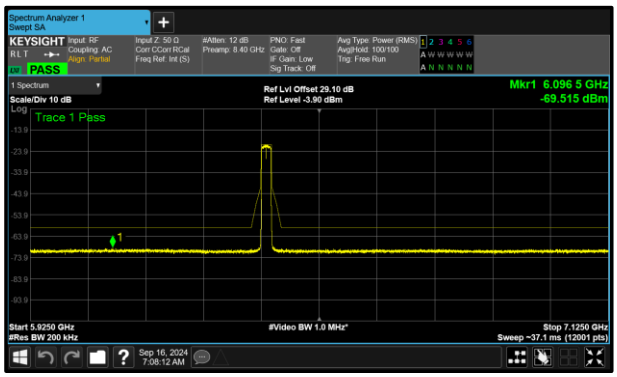

Figure 226 - B (Core 1) 802.11ax HE20 SU VLP 6415 MHz (CH93)

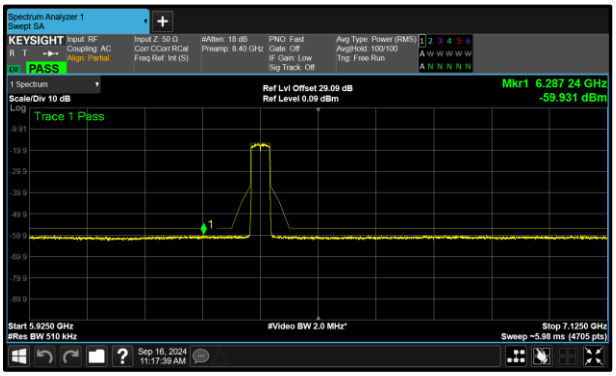

Figure 227 - B (Core 1) 802.11ax HE40 SU VLP 6405 MHz (CH91)

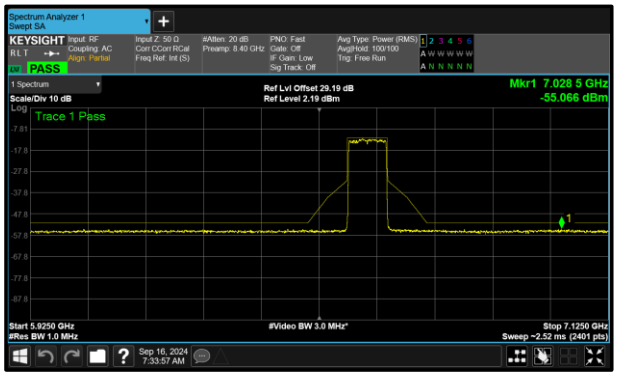

Figure 228 - B (Core 1) 802.11ax HE80 SU VLP 6625 MHz (CH135)

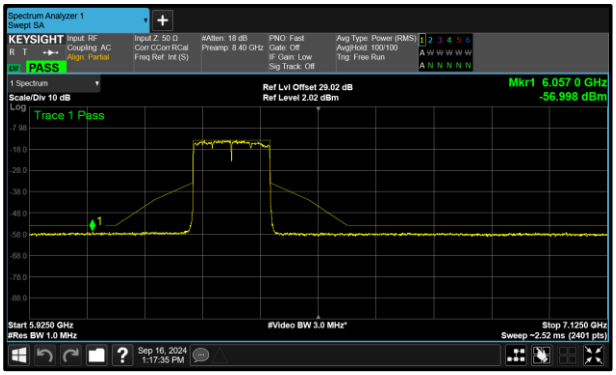

Figure 229 - B (Core 1) 802.11ax HE160 SU VLP 6345 MHz (CH79)

Protocol	Unwanted Emissions Within the RLAN Band	
	Margin (dB)	Frequency (MHz)
802.11ax HE20 RU106 VLP	11.02	6095.800

Table 338 - Unwanted Emissions Within the RLAN Band Summary Results

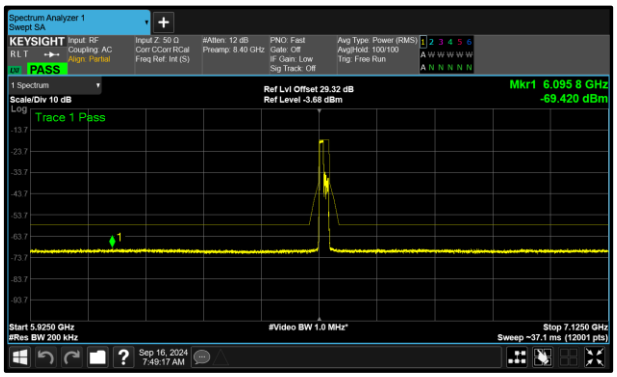

Figure 230 - B (Core 1) 802.11ax HE20 RU106 VLP 6535 MHz (CH117)

Test Configuration			
Frequency Range:	5.925-6.425 GHz 6.525-6.875 GHz	Band:	U-NII-5 U-NII-7
Limit Clause(s):	15.407(b)	Test Method(s):	KDB 987594 clause j

DUT Configuration			
Mode:	802.11a VLP	Duty Cycle (%):	-
Data Rate:	12 Mbps	DCCF (dB):	-
Antenna Configuration:	SISO	Peak Antenna Gain (dBi):	-
Active Port(s):	B (Core 1)	Active Chain Id(s):	1

Test Frequency (MHz)	Unwanted Emissions Within the RLAN Band Margin (dB)			
	A	B	C	D
6115	-	12.98	-	-
6255	-	11.98	-	-
6415	-	9.62	-	-
6535	-	12.87	-	-
6695	-	11.17	-	-
6855	-	11.05	-	-

Table 339 - Unwanted Emissions Within the Band Results

Test Configuration			
Frequency Range:	5.925-6.425 GHz 6.525-6.875 GHz	Band:	U-NII-5 U-NII-7
Limit Clause(s):	15.407(b)	Test Method(s):	KDB 987594 clause j

DUT Configuration			
Mode:	802.11ax HE20 SU VLP	Duty Cycle (%):	-
Modulation Coding Scheme:	MCS2x1	DCCF (dB):	-
Antenna Configuration:	SISO	Peak Antenna Gain (dBi):	-
Active Port(s):	B (Core 1)	Active Chain Id(s):	1

Test Frequency (MHz)	Unwanted Emissions Within the RLAN Band Margin (dB)			
	A	B	C	D
6115	-	11.57	-	-
6255	-	11.04	-	-
6415	-	9.52	-	-
6535	-	10.66	-	-
6695	-	11.91	-	-
6855	-	12.38	-	-

Table 340 - Unwanted Emissions Within the Band Results

Test Configuration			
Frequency Range:	5.925-6.425 GHz 6.525-6.875 GHz	Band:	U-NII-5 U-NII-7
Limit Clause(s):	15.407(b)	Test Method(s):	KDB 987594 clause j

DUT Configuration			
Mode:	802.11ax HE40 SU VLP	Duty Cycle (%):	-
Modulation Coding Scheme:	MCS2x1	DCCF (dB):	-
Antenna Configuration:	SISO	Peak Antenna Gain (dBi):	-
Active Port(s):	B (Core 1)	Active Chain Id(s):	1

Test Frequency (MHz)	Unwanted Emissions Within the RLAN Band Margin (dB)			
	A	B	C	D
6125	-	4.66	-	-
6245	-	5.17	-	-
6405	-	3.33	-	-
6565	-	4.17	-	-
6685	-	5.12	-	-
6845	-	4.90	-	-

Table 341 - Unwanted Emissions Within the Band Results

Test Configuration			
Frequency Range:	5.925-6.425 GHz 6.525-6.875 GHz	Band:	U-NII-5 U-NII-7
Limit Clause(s):	15.407(b)	Test Method(s):	KDB 987594 clause j

DUT Configuration			
Mode:	802.11ax HE80 SU VLP	Duty Cycle (%):	-
Modulation Coding Scheme:	MCS2x1	DCCF (dB):	-
Antenna Configuration:	SISO	Peak Antenna Gain (dBi):	-
Active Port(s):	B (Core 1)	Active Chain Id(s):	1

Test Frequency (MHz)	Unwanted Emissions Within the RLAN Band Margin (dB)			
	A	B	C	D
6145	-	3.76	-	-
6225	-	5.21	-	-
6385	-	3.47	-	-
6625	-	3.10	-	-
6705	-	4.97	-	-
6785	-	4.83	-	-

Table 342 - Unwanted Emissions Within the Band Results

Test Configuration			
Frequency Range:	5.925-6.425 GHz 6.525-6.875 GHz	Band:	U-NII-5 U-NII-7
Limit Clause(s):	15.407(b)	Test Method(s):	KDB 987594 clause j

DUT Configuration			
Mode:	802.11ax HE160 SU VLP	Duty Cycle (%):	-
Modulation Coding Scheme:	MCS2x1	DCCF (dB):	-
Antenna Configuration:	SISO	Peak Antenna Gain (dBi):	-
Active Port(s):	B (Core 1)	Active Chain Id(s):	1

Test Frequency (MHz)	Unwanted Emissions Within the RLAN Band Margin (dB)			
	A	B	C	D
6185	-	3.72	-	-
6345	-	3.20	-	-
6665	-	3.22	-	-

Table 343 - Unwanted Emissions Within the Band Results

Test Configuration			
Frequency Range:	5.925-6.425 GHz 6.525-6.875 GHz	Band:	U-NII-5 U-NII-7
Limit Clause(s):	15.407(b)	Test Method(s):	KDB 987594 clause j

DUT Configuration			
Mode:	802.11ax HE20 RU106 VLP	Duty Cycle (%):	-
Modulation Coding Scheme:	MCS2x1	DCCF (dB):	-
Antenna Configuration:	SISO	Peak Antenna Gain (dBi):	-
Active Port(s):	B (Core 1)	Active Chain Id(s):	1

Test Frequency (MHz)	Unwanted Emissions Within the RLAN Band Margin (dB)			
	A	B	C	D
6115 (RU106.53)	-	12.14	-	-
6175 (RU106.53)	-	11.68	-	-
6255 (RU106.54)	-	11.41	-	-
6535 (RU106.53)	-	11.02	-	-
6695 (RU106.53)	-	11.60	-	-
6855 (RU106.54)	-	11.13	-	-

Table 344 - Unwanted Emissions Within the Band Results

MIMO CDD

Protocol	Unwanted Emissions Within the RLAN Band	
	Margin (dB)	Frequency (MHz)
802.11ax HE20 SU LPI	10.45	6022.500
802.11ax HE40 SU LPI	9.81	5982.910
802.11ax HE80 SU LPI	7.91	6186.000
802.11ax HE160 SU LPI	3.80	7086.500

Table 345 - Unwanted Emissions Within the RLAN Band Summary Results

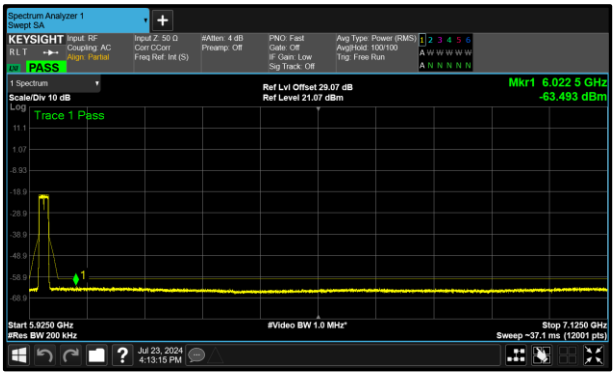

Figure 231 - A (Core 0) 802.11ax HE20 SU LPI 5955 MHz (CH1)

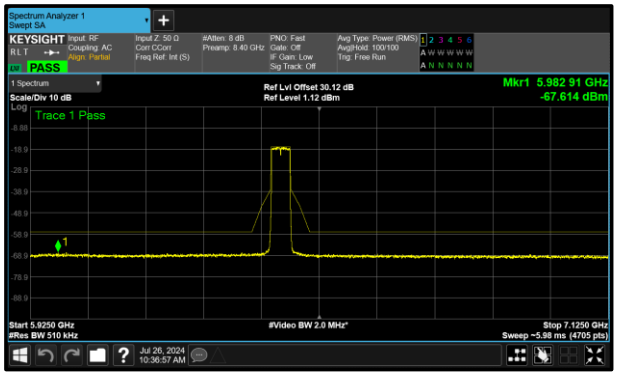

Figure 232 - A (Core 0) 802.11ax HE40 SU LPI 6445 MHz (CH99)

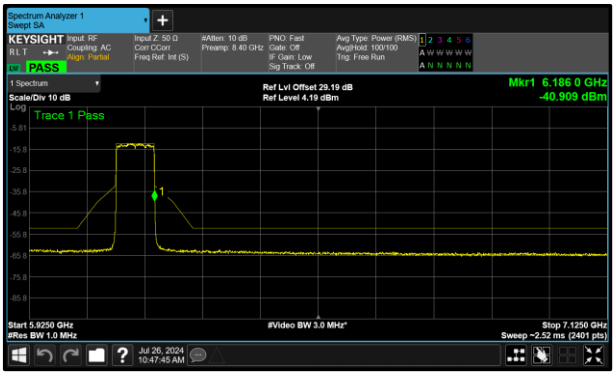

Figure 233 - A (Core 0) 802.11ax HE80 SU LPI 6545 MHz (CH39)

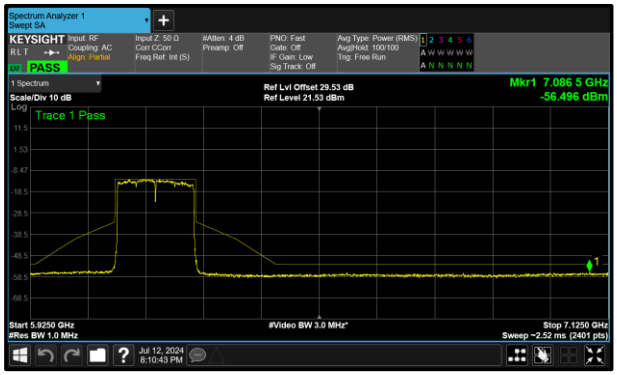

Figure 234 - A (Core 0) 802.11ax HE160 SU LPI 6185 MHz (CH47)

Protocol	Unwanted Emissions Within the RLAN Band	
	Margin (dB)	Frequency (MHz)
802.11ax HE20 RU106 LPI	13.51	5952.600
802.11ax HE20 RU52 LPI	14.84	5925.100

Table 346 - Unwanted Emissions Within the RLAN Band Summary Results

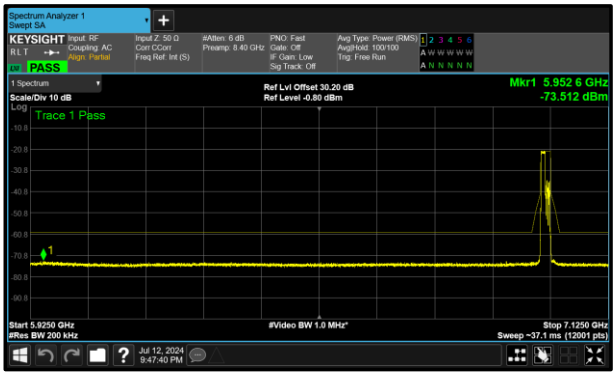

Figure 235 - B (Core 1) 802.11ax HE20 RU106 LPI 6995 MHz (CH209)

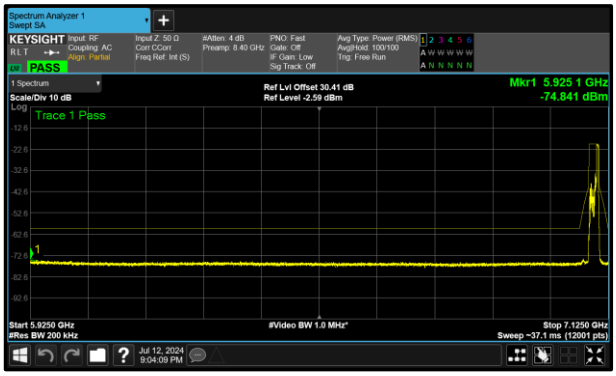

Figure 236 - A (Core 0) 802.11ax HE20 RU52 LPI 7095 MHz (CH229)

Test Configuration			
Frequency Range:	5.925-6.425 GHz 6.425-6.525 GHz 6.525-6.875 GHz 6.875-7.125 GHz	Band:	U-NII-5 U-NII-6 U-NII-7 U-NII-8
Limit Clause(s):	15.407(b)	Test Method(s):	KDB 987594 clause j

DUT Configuration			
Mode:	802.11ax HE20 SU LPI	Duty Cycle (%):	-
Modulation Coding Scheme:	MCS2x1	DCCF (dB):	-
Antenna Configuration:	MIMO CDD	Peak Antenna Gain (dBi):	-
Active Port(s):	A+B (Core 0 + Core 1)	Active Chain Id(s):	0+1

Test Frequency (MHz)	Unwanted Emissions Within the RLAN Band Margin (dB)			
	A	B	C	D
5955	15.29	15.75	-	-
6175	11.17	11.24	-	-
6415	10.45	12.76	-	-
6435	15.16	15.28	-	-
6475	15.16	15.32	-	-
6515	15.33	15.61	-	-
6535	14.91	15.31	-	-
6695	10.45	11.09	-	-
6855	15.10	12.58	-	-
6875	15.12	12.64	-	-
6895	15.06	12.53	-	-
6995	14.61	15.11	-	-
7095	15.12	15.57	-	-

Table 347 - Unwanted Emissions Within the Band Results

Test Configuration			
Frequency Range:	5.925-6.425 GHz 6.425-6.525 GHz 6.525-6.875 GHz 6.875-7.125 GHz	Band:	U-NII-5 U-NII-6 U-NII-7 U-NII-8
Limit Clause(s):	15.407(b)	Test Method(s):	KDB 987594 clause j

DUT Configuration			
Mode:	802.11ax HE40 SU LPI	Duty Cycle (%):	-
Modulation Coding Scheme:	MCS2x1	DCCF (dB):	-
Antenna Configuration:	MIMO CDD	Peak Antenna Gain (dBi):	-
Active Port(s):	A+B (Core 0 + Core 1)	Active Chain Id(s):	0+1

Test Frequency (MHz)	Unwanted Emissions Within the RLAN Band Margin (dB)			
	A	B	C	D
5965	11.23	12.08	-	-
6165	10.64	11.71	-	-
6405	10.38	10.72	-	-
6445	9.81	10.16	-	-
6485	10.31	10.45	-	-
6525	10.36	10.60	-	-
6565	10.40	11.00	-	-
5965	11.23	12.08	-	-
6165	10.64	11.71	-	-
6405	10.38	10.72	-	-
5965	11.23	12.08	-	-
6165	10.64	11.71	-	-
6405	10.38	10.72	-	-

Table 348 - Unwanted Emissions Within the Band Results

Test Configuration			
Frequency Range:	5.925-6.425 GHz 6.425-6.525 GHz 6.525-6.875 GHz 6.875-7.125 GHz	Band:	U-NII-5 U-NII-6 U-NII-7 U-NII-8
Limit Clause(s):	15.407(b)	Test Method(s):	KDB 987594 clause j

DUT Configuration			
Mode:	802.11ax HE80 SU LPI	Duty Cycle (%):	-
Modulation Coding Scheme:	MCS2x1	DCCF (dB):	-
Antenna Configuration:	MIMO CDD	Peak Antenna Gain (dBi):	-
Active Port(s):	A+B (Core 0 + Core 1)	Active Chain Id(s):	0+1

Test Frequency (MHz)	Unwanted Emissions Within the RLAN Band Margin (dB)			
	A	B	C	D
5985	9.55	10.51	-	-
6145	7.91	9.48	-	-
6385	8.85	10.34	-	-
6465	8.99	9.63	-	-
6545	8.33	8.86	-	-
6625	8.59	9.26	-	-
6705	9.24	9.56	-	-
6785	10.38	8.72	-	-
6865	8.65	10.14	-	-
6945	8.92	10.23	-	-
7025	8.67	9.53	-	-

Table 349 - Unwanted Emissions Within the Band Results

Test Configuration			
Frequency Range:	5.925-6.425 GHz 6.425-6.525 GHz 6.525-6.875 GHz 6.875-7.125 GHz	Band:	U-NII-5 U-NII-6 U-NII-7 U-NII-8
Limit Clause(s):	15.407(b)	Test Method(s):	KDB 987594 clause j

DUT Configuration			
Mode:	802.11ax HE160 SU LPI	Duty Cycle (%):	-
Modulation Coding Scheme:	MCS2x1	DCCF (dB):	-
Antenna Configuration:	MIMO CDD	Peak Antenna Gain (dBi):	-
Active Port(s):	A+B (Core 0 + Core 1)	Active Chain Id(s):	0+1

Test Frequency (MHz)	Unwanted Emissions Within the RLAN Band Margin (dB)			
	A	B	C	D
6025	3.95	4.03	-	-
6185	3.80	4.04	-	-
6345	9.02	8.51	-	-
6505	6.81	9.04	-	-
6665	8.39	8.69	-	-
6825	8.36	8.79	-	-
6985	9.76	8.93	-	-

Table 350 - Unwanted Emissions Within the Band Results

Test Configuration			
Frequency Range:	5.925-6.425 GHz 6.425-6.525 GHz 6.525-6.875 GHz 6.875-7.125 GHz	Band:	U-NII-5 U-NII-6 U-NII-7 U-NII-8
Limit Clause(s):	15.407(b)	Test Method(s):	KDB 987594 clause j

DUT Configuration			
Mode:	802.11ax HE20 RU52 LPI	Duty Cycle (%):	-
Modulation Coding Scheme:	MCS2x1	DCCF (dB):	-
Antenna Configuration:	MIMO CDD	Peak Antenna Gain (dBi):	-
Active Port(s):	A+B (Core 0 + Core 1)	Active Chain Id(s):	0+1

Test Frequency (MHz)	Unwanted Emissions Within the RLAN Band Margin (dB)			
	A	B	C	D
5955 (RU52.37)	16.61	16.65	-	-
6175 (RU52.37)	16.02	16.62	-	-
6415 (RU52.40)	15.49	15.73	-	-
6435 (RU52.37)	15.15	15.58	-	-
6475 (RU52.37)	15.13	15.44	-	-
6515 (RU52.40)	15.37	15.84	-	-
6535 (RU52.37)	15.38	15.83	-	-
6695 (RU52.37)	15.50	15.87	-	-
6855 (RU52.40)	15.03	15.44	-	-
6875 (RU52.38)	15.07	15.69	-	-
6875 (RU52.39)	15.27	15.41	-	-
6895 (RU52.37)	14.97	15.58	-	-
6995 (RU52.37)	15.22	15.21	-	-
7095 (RU52.40)	14.84	15.57	-	-

Table 351 - Unwanted Emissions Within the Band Results

Test Configuration			
Frequency Range:	5.925-6.425 GHz 6.425-6.525 GHz 6.525-6.875 GHz 6.875-7.125 GHz	Band:	U-NII-5 U-NII-6 U-NII-7 U-NII-8
Limit Clause(s):	15.407(b)	Test Method(s):	KDB 987594 clause j

DUT Configuration			
Mode:	802.11ax HE20 RU106 LPI	Duty Cycle (%):	-
Modulation Coding Scheme:	MCS2x1	DCCF (dB):	-
Antenna Configuration:	MIMO CDD	Peak Antenna Gain (dBi):	-
Active Port(s):	A+B (Core 0 + Core 1)	Active Chain Id(s):	0+1

Test Frequency (MHz)	Unwanted Emissions Within the RLAN Band Margin (dB)			
	A	B	C	D
5955 (RU106.53)	16.06	16.18	-	-
6175 (RU106.53)	16.29	16.90	-	-
6415 (RU106.54)	15.28	15.46	-	-
6435 (RU106.53)	15.30	15.67	-	-
6475 (RU106.53)	15.23	15.59	-	-
6515 (RU106.54)	15.27	15.66	-	-
6535 (RU106.53)	15.24	15.81	-	-
6695 (RU106.53)	15.25	16.09	-	-
6855 (RU106.54)	15.46	15.00	-	-
6875 (RU106.53)	14.93	15.29	-	-
6875 (RU106.54)	15.11	15.63	-	-
6895 (RU106.53)	15.15	15.60	-	-
6995 (RU106.53)	15.33	13.51	-	-
7095 (RU106.54)	14.83	15.39	-	-

Table 352 - Unwanted Emissions Within the Band Results

Protocol	Unwanted Emissions Within the RLAN Band	
	Margin (dB)	Frequency (MHz)
802.11ax HE20 SU SP	13.43	6183.800
802.11ax HE40 SU SP	11.88	6380.612
802.11ax HE80 SU SP	4.62	6235.500
802.11ax HE160 SU SP	4.04	5931.000

Table 353 - Unwanted Emissions Within the RLAN Band Summary Results

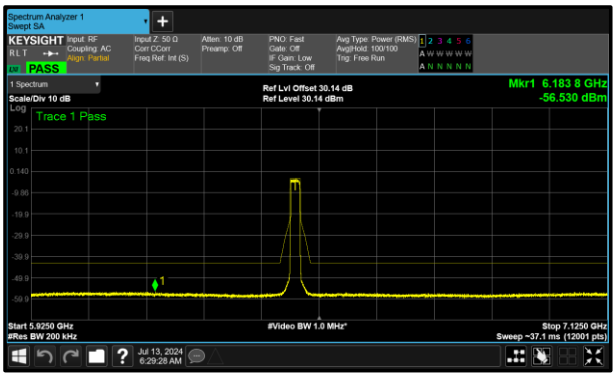

Figure 237 - A (Core 0) 802.11ax HE20 SU SP 6475 MHz (CH105)

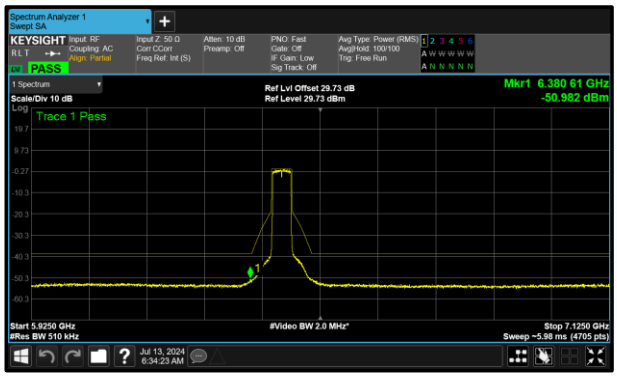

Figure 238 - B (Core 1) 802.11ax HE40 SU SP 6445 MHz (CH99)

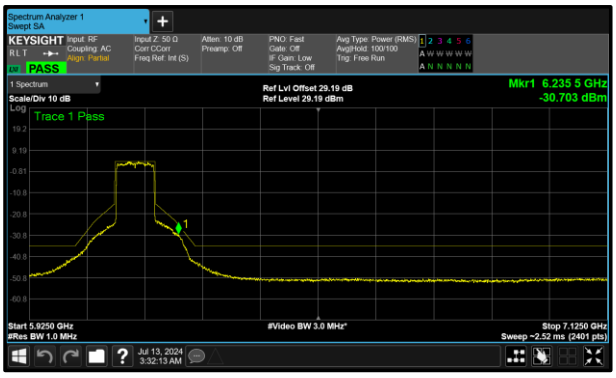

Figure 239 - A (Core 0) 802.11ax HE80 SU SP 6145 MHz (CH39)

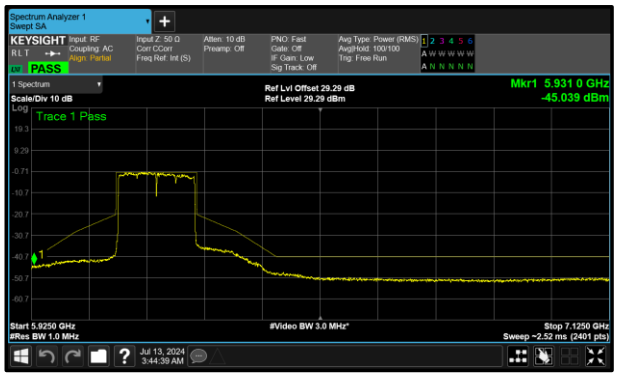

Figure 240 - B (Core 1) 802.11ax HE160 SU SP 6185 MHz (CH47)

Protocol	Unwanted Emissions Within the RLAN Band	
	Margin (dB)	Frequency (MHz)
802.11ax HE20 RU106 SP	13.61	6025.100
802.11ax HE20 RU26 SP	13.64	6024.900
802.11ax HE20 RU52 SP	13.98	7088.600

Table 354 - Unwanted Emissions Within the RLAN Band Summary Results

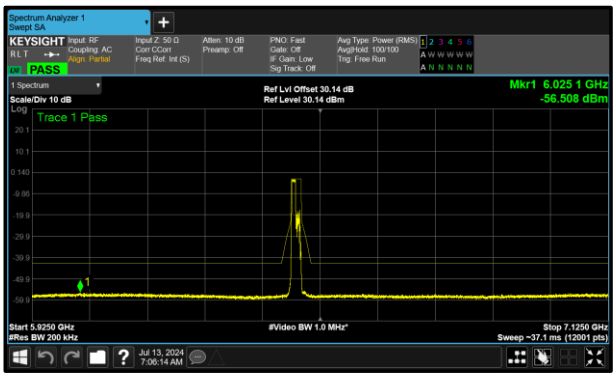

Figure 241 - A (Core 0) 802.11ax HE20 RU106 SP 6475 MHz (CH105)

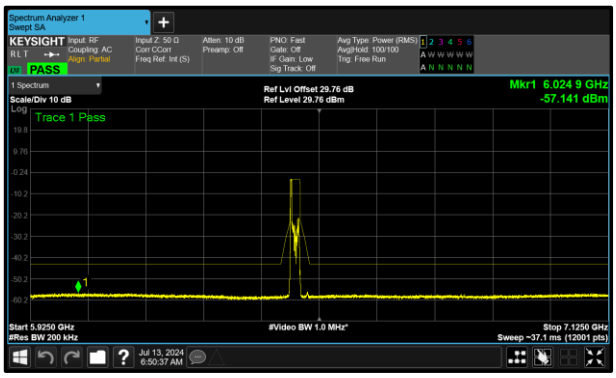

Figure 242 - B (Core 1) 802.11ax HE20 RU26 SP 6475 MHz (CH105)

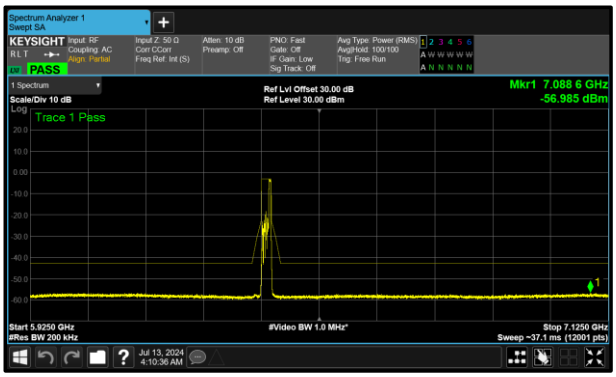

Figure 243 - A (Core 0) 802.11ax HE20 RU52 SP 6415 MHz (CH93)

Test Configuration			
Frequency Range:	5.925-6.425 GHz 6.425-6.525 GHz 6.525-6.875 GHz	Band:	U-NII-5 U-NII-6 U-NII-7
Limit Clause(s):	15.407(b)	Test Method(s):	KDB 987594 clause j

DUT Configuration			
Mode:	802.11ax HE20 SU SP	Duty Cycle (%):	-
Modulation Coding Scheme:	MCS2x1	DCCF (dB):	-
Antenna Configuration:	MIMO CDD	Peak Antenna Gain (dBi):	-
Active Port(s):	A+B (Core 0 + Core 1)	Active Chain Id(s):	0+1

Test Frequency (MHz)	Unwanted Emissions Within the RLAN Band Margin (dB)			
	A	B	C	D
5955	14.97	14.23	-	-
6175	14.37	14.59	-	-
6415	13.79	13.63	-	-
6435	13.47	13.70	-	-
6475	13.43	13.77	-	-
6515	13.61	13.78	-	-
6535	14.11	14.49	-	-
6695	14.08	14.41	-	-
6855	14.19	14.37	-	-

Table 355 - Unwanted Emissions Within the Band Results

Test Configuration			
Frequency Range:	5.925-6.425 GHz 6.425-6.525 GHz 6.525-6.875 GHz	Band:	U-NII-5 U-NII-6 U-NII-7
Limit Clause(s):	15.407(b)	Test Method(s):	KDB 987594 clause j

DUT Configuration			
Mode:	802.11ax HE40 SU SP	Duty Cycle (%):	-
Modulation Coding Scheme:	MCS2x1	DCCF (dB):	-
Antenna Configuration:	MIMO CDD	Peak Antenna Gain (dBi):	-
Active Port(s):	A+B (Core 0 + Core 1)	Active Chain Id(s):	0+1

Test Frequency (MHz)	Unwanted Emissions Within the RLAN Band Margin (dB)			
	A	B	C	D
5965	13.17	13.37	-	-
6165	10.14	11.44	-	-
6405	11.95	11.45	-	-
6445	12.22	11.88	-	-
6485	12.37	12.57	-	-
6525	12.66	12.77	-	-
6565	10.59	11.02	-	-
6685	10.57	11.34	-	-
6845	10.99	10.45	-	-

Table 356 - Unwanted Emissions Within the Band Results

Test Configuration			
Frequency Range:	5.925-6.425 GHz 6.425-6.525 GHz 6.525-6.875 GHz	Band:	U-NII-5 U-NII-6 U-NII-7
Limit Clause(s):	15.407(b)	Test Method(s):	KDB 987594 clause j

DUT Configuration			
Mode:	802.11ax HE80 SU SP	Duty Cycle (%):	-
Modulation Coding Scheme:	MCS2x1	DCCF (dB):	-
Antenna Configuration:	MIMO CDD	Peak Antenna Gain (dBi):	-
Active Port(s):	A+B (Core 0 + Core 1)	Active Chain Id(s):	0+1

Test Frequency (MHz)	Unwanted Emissions Within the RLAN Band Margin (dB)			
	A	B	C	D
5985	8.48	9.17	-	-
6145	4.62	5.32	-	-
6385	6.51	6.64	-	-
6465	6.99	5.54	-	-
6545	5.45	5.38	-	-
6625	7.20	5.82	-	-
6705	7.59	5.08	-	-
6785	6.94	8.04	-	-

Table 357 - Unwanted Emissions Within the Band Results

Test Configuration			
Frequency Range:	5.925-6.425 GHz 6.425-6.525 GHz 6.525-6.875 GHz	Band:	U-NII-5 U-NII-6 U-NII-7
Limit Clause(s):	15.407(b)	Test Method(s):	KDB 987594 clause j

DUT Configuration			
Mode:	802.11ax HE160 SU SP	Duty Cycle (%):	-
Modulation Coding Scheme:	MCS2x1	DCCF (dB):	-
Antenna Configuration:	MIMO CDD	Peak Antenna Gain (dBi):	-
Active Port(s):	A+B (Core 0 + Core 1)	Active Chain Id(s):	0+1

Test Frequency (MHz)	Unwanted Emissions Within the RLAN Band Margin (dB)			
	A	B	C	D
6025	8.54	8.55	-	-
6185	4.16	4.04	-	-
6345	5.25	4.25	-	-
6505	5.82	6.54	-	-
6665	6.42	7.25	-	-

Table 358 - Unwanted Emissions Within the Band Results

Test Configuration			
Frequency Range:	5.925-6.425 GHz 6.425-6.525 GHz 6.525-6.875 GHz	Band:	U-NII-5 U-NII-6 U-NII-7
Limit Clause(s):	15.407(b)	Test Method(s):	KDB 987594 clause j

DUT Configuration			
Mode:	802.11ax HE20 RU26 SP	Duty Cycle (%):	-
Modulation Coding Scheme:	MCS2x1	DCCF (dB):	-
Antenna Configuration:	MIMO CDD	Peak Antenna Gain (dBi):	-
Active Port(s):	A+B (Core 0 + Core 1)	Active Chain Id(s):	0+1

Test Frequency (MHz)	Unwanted Emissions Within the RLAN Band Margin (dB)			
	A	B	C	D
5955 (RU26.0)	15.62	15.10	-	-
6175 (RU26.0)	15.76	15.05	-	-
6415 (RU26.8)	14.29	14.21	-	-
6435 (RU26.0)	18.63	14.01	-	-
6475 (RU26.0)	19.63	13.64	-	-
6515 (RU26.8)	18.95	14.42	-	-
6535 (RU26.0)	19.03	14.97	-	-
6695 (RU26.0)	14.58	15.39	-	-
6855 (RU26.8)	18.22	14.14	-	-

Table 359 - Unwanted Emissions Within the Band Results

Test Configuration			
Frequency Range:	5.925-6.425 GHz 6.425-6.525 GHz 6.525-6.875 GHz	Band:	U-NII-5 U-NII-6 U-NII-7
Limit Clause(s):	15.407(b)	Test Method(s):	KDB 987594 clause j

DUT Configuration			
Mode:	802.11ax HE20 RU52 SP	Duty Cycle (%):	-
Modulation Coding Scheme:	MCS2x1	DCCF (dB):	-
Antenna Configuration:	MIMO CDD	Peak Antenna Gain (dBi):	-
Active Port(s):	A+B (Core 0 + Core 1)	Active Chain Id(s):	0+1

Test Frequency (MHz)	Unwanted Emissions Within the RLAN Band Margin (dB)			
	A	B	C	D
5955 (RU52.37)	15.55	16.11	-	-
6175 (RU52.37)	15.98	16.11	-	-
6415 (RU52.40)	13.98	14.38	-	-
6435 (RU52.37)	18.91	14.31	-	-
6475 (RU52.37)	19.03	13.93	-	-
6515 (RU52.40)	18.38	14.02	-	-
6535 (RU52.37)	14.43	14.98	-	-
6695 (RU52.37)	14.46	15.19	-	-
6855 (RU52.40)	14.38	14.63	-	-

Table 360 - Unwanted Emissions Within the Band Results

Test Configuration			
Frequency Range:	5.925-6.425 GHz 6.425-6.525 GHz 6.525-6.875 GHz	Band:	U-NII-5 U-NII-6 U-NII-7
Limit Clause(s):	15.407(b)	Test Method(s):	KDB 987594 clause j

DUT Configuration			
Mode:	802.11ax HE20 RU106 SP	Duty Cycle (%):	-
Modulation Coding Scheme:	MCS2x1	DCCF (dB):	-
Antenna Configuration:	MIMO CDD	Peak Antenna Gain (dBi):	-
Active Port(s):	A+B (Core 0 + Core 1)	Active Chain Id(s):	0+1

Test Frequency (MHz)	Unwanted Emissions Within the RLAN Band Margin (dB)			
	A	B	C	D
5955 (RU106.53)	15.58	15.20	-	-
6175 (RU106.53)	15.87	15.36	-	-
6415 (RU106.54)	14.16	14.37	-	-
6435 (RU106.53)	13.90	14.14	-	-
6475 (RU106.53)	13.61	14.17	-	-
6515 (RU106.54)	13.72	14.72	-	-
6535 (RU106.53)	14.14	14.65	-	-
6695 (RU106.53)	14.49	14.98	-	-
6855 (RU106.54)	14.90	15.01	-	-

Table 361 - Unwanted Emissions Within the Band Results

Protocol	Unwanted Emissions Within the RLAN Band	
	Margin (dB)	Frequency (MHz)
802.11ax HE40 SU VLP	2.92	6731.633
802.11ax HE80 SU VLP	2.36	6653.500
802.11ax HE160 SU VLP	2.40	6096.000

Table 362 - Unwanted Emissions Within the RLAN Band Summary Results

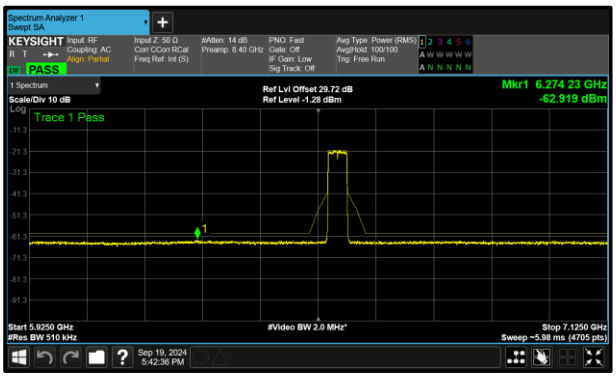

Figure 244 - A (Core 0) 802.11ax HE40 SU VLP 6565 MHz (CH123)

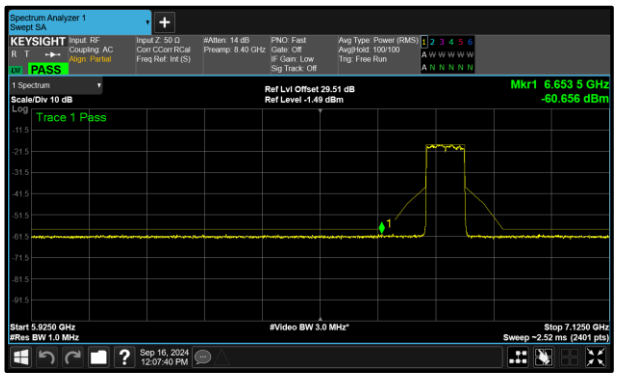

Figure 245 - A (Core 0) 802.11ax HE80 SU VLP 6785 MHz (CH167)

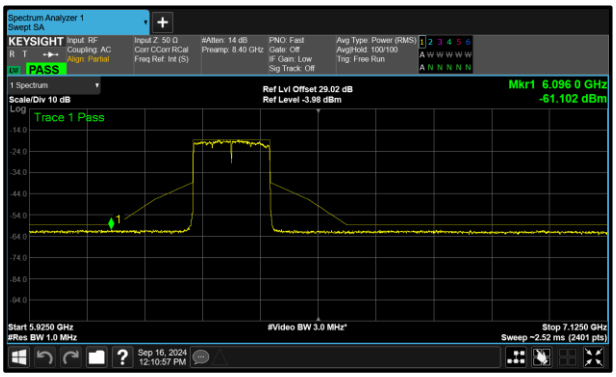

Figure 246 - B (Core 1) 802.11ax HE160 SU VLP 6345 MHz (CH79)

Test Configuration			
Frequency Range:	5.925-6.425 GHz 6.525-6.875 GHz	Band:	U-NII-5 U-NII-7
Limit Clause(s):	15.407(b)	Test Method(s):	KDB 987594 clause j

DUT Configuration			
Mode:	802.11ax HE40 SU VLP	Duty Cycle (%):	-
Modulation Coding Scheme:	MCS2x1	DCCF (dB):	-
Antenna Configuration:	MIMO CDD	Peak Antenna Gain (dBi):	-
Active Port(s):	A+B (Core 0 + Core 1)	Active Chain Id(s):	0+1

Test Frequency (MHz)	Unwanted Emissions Within the RLAN Band Margin (dB)			
	A	B	C	D
6125	4.40	4.49	-	-
6205	4.26	4.37	-	-
6245	4.11	6.00	-	-
6565	2.92	3.67	-	-
6685	3.58	3.57	-	-
6845	3.45	3.61	-	-

Table 363 - Unwanted Emissions Within the Band Results

Test Configuration			
Frequency Range:	5.925-6.425 GHz 6.525-6.875 GHz	Band:	U-NII-5 U-NII-7
Limit Clause(s):	15.407(b)	Test Method(s):	KDB 987594 clause j

DUT Configuration			
Mode:	802.11ax HE80 SU VLP	Duty Cycle (%):	-
Modulation Coding Scheme:	MCS2x1	DCCF (dB):	-
Antenna Configuration:	MIMO CDD	Peak Antenna Gain (dBi):	-
Active Port(s):	A+B (Core 0 + Core 1)	Active Chain Id(s):	0+1

Test Frequency (MHz)	Unwanted Emissions Within the RLAN Band Margin (dB)			
	A	B	C	D
6145	3.81	3.81	-	-
6225	2.90	3.42	-	-
6385	2.52	2.85	-	-
6625	4.26	3.78	-	-
6705	3.03	2.88	-	-
6785	2.36	4.32	-	-

Table 364 - Unwanted Emissions Within the Band Results

Test Configuration			
Frequency Range:	5.925-6.425 GHz 6.525-6.875 GHz	Band:	U-NII-5 U-NII-7
Limit Clause(s):	15.407(b)	Test Method(s):	KDB 987594 clause j

DUT Configuration			
Mode:	802.11ax HE160 SU VLP	Duty Cycle (%):	-
Modulation Coding Scheme:	MCS2x1	DCCF (dB):	-
Antenna Configuration:	MIMO CDD	Peak Antenna Gain (dBi):	-
Active Port(s):	A+B (Core 0 + Core 1)	Active Chain Id(s):	0+1

Test Frequency (MHz)	Unwanted Emissions Within the RLAN Band Margin (dB)			
	A	B	C	D
6185	4.23	4.17	-	-
6345	2.65	2.40	-	-
6665	3.04	3.47	-	-

Table 365 - Unwanted Emissions Within the Band Results