TUV SUD
Digitally signed by TUV SUD
Date: 2025.03.03 10:52:54 Z

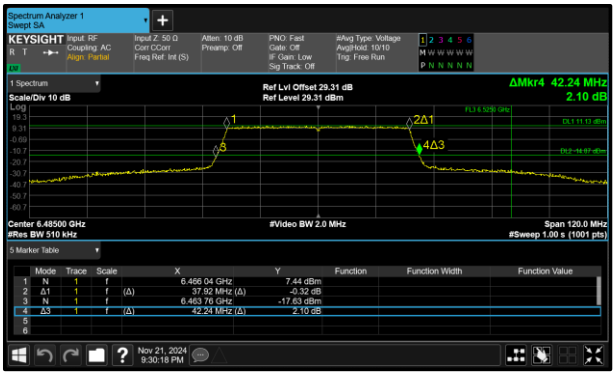

Figure 93 - 802.11ax HE40 SU SP Minimum 99% OBW

Figure 94 - 802.11ax HE40 SU SP Maximum 99% OBW

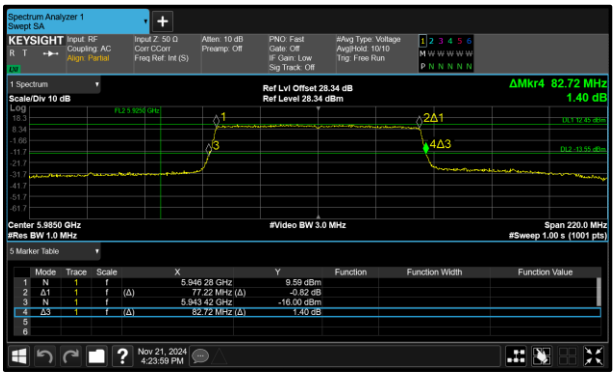

Figure 95 - 802.11ax HE80 SU SP Minimum 99% OBW

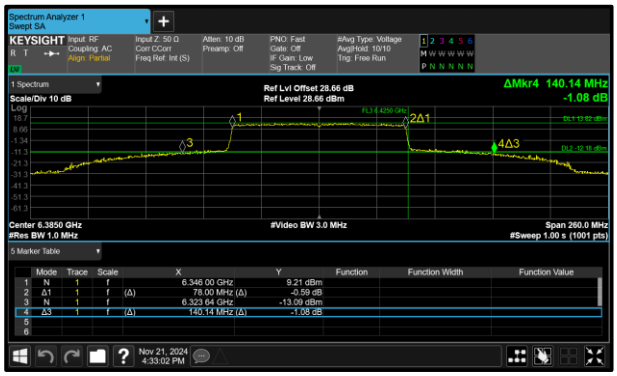

Figure 96 - 802.11ax HE80 SU SP Maximum 99% OBW

Figure 97 - 802.11ax HE160 SU SP Minimum 99% OBW

Figure 98 - 802.11ax HE160 SU SP Maximum 99% OBW

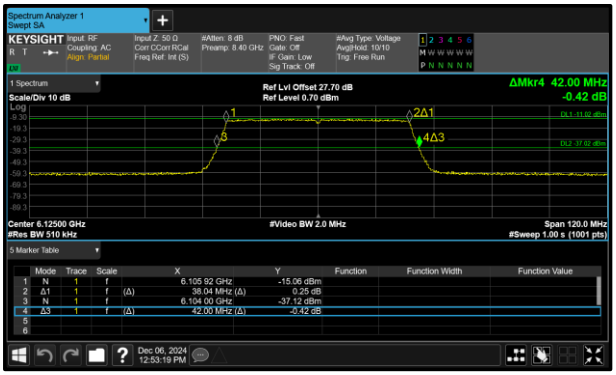

Figure 99 - 802.11ax HE40 SU VLP Minimum 99% OBW

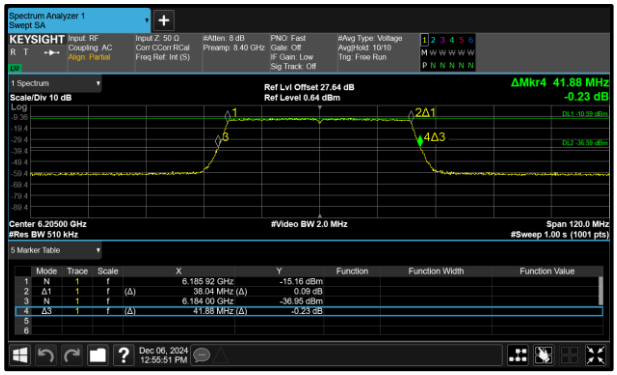

Figure 100 - 802.11ax HE40 SU VLP Maximum 99% OBW

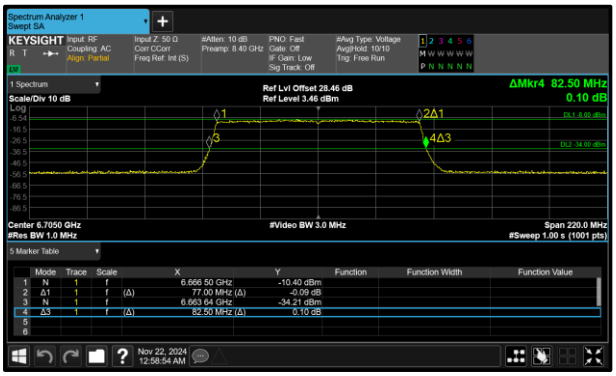

Figure 101 - 802.11ax HE80 SU VLP Minimum 99% OBW

Figure 102 - 802.11ax HE80 SU VLP Maximum 99% OBW

Figure 103 - 802.11ax HE160 SU VLP Minimum 99% OBW

Figure 104 - 802.11ax HE160 SU VLP Maximum 99% OBW

Test Configuration			
Frequency Range:	5.925-6.425 GHz 6.425-6.525 GHz 6.525-6.875 GHz 6.875-7.125 GHz	Band:	U-NII-5 U-NII-6 U-NII-7 U-NII-8
Limit Clause(s):	15.407 (a) (11) RSS-248 4.4	Test Method(s):	C63.10 6.9.3 C63.10 12.5.2
Additional Reference(s):	-		

DUT Configuration			
Mode:	802.11ax HE20 SU LPI	Duty Cycle (%):	-
Modulation Coding Scheme:	MCS2x1	DCCF (dB):	-
Antenna Configuration:	MIMO CDD	Peak Antenna Gain (dBi):	-
Active Port(s):	A+B (Core 0 + Core 1)	Active Chain(s):	0+1

Test Frequency (MHz)	26 dB Bandwidth (MHz)				Limit (MHz)
	A	B	C	D	
5955	21.300	21.180	-	-	320.0
6175	21.420	21.300	-	-	320.0
6415	21.240	21.300	-	-	320.0
6435	21.300	21.360	-	-	320.0
6475	21.300	21.300	-	-	320.0
6515	21.300	21.360	-	-	320.0
6535	21.360	21.300	-	-	320.0
6695	21.300	21.420	-	-	320.0
6855	21.300	21.240	-	-	320.0
6875	21.360	21.300	-	-	320.0
6895	21.240	21.300	-	-	320.0
6995	21.300	21.240	-	-	320.0
7095	21.300	21.300	-	-	320.0

Table 41 - 26 dB Bandwidth Results

Test Frequency (MHz)	99% Bandwidth (MHz)				Limit (MHz)
	A	B	C	D	
5955	19.080	19.020	-	-	320.0
6175	19.020	18.960	-	-	320.0
6415	19.020	19.020	-	-	320.0
6435	19.020	19.020	-	-	320.0
6475	19.020	19.080	-	-	320.0
6515	19.020	19.080	-	-	320.0
6535	19.080	19.080	-	-	320.0
6695	19.020	19.080	-	-	320.0
6855	19.020	19.020	-	-	320.0
6875	19.020	19.020	-	-	320.0
6895	19.020	19.080	-	-	320.0
6995	18.960	18.960	-	-	320.0
7095	19.020	19.020	-	-	320.0

Table 42 - 99% Bandwidth Results

Test Configuration			
Frequency Range:	5.925-6.425 GHz 6.425-6.525 GHz 6.525-6.875 GHz 6.875-7.125 GHz	Band:	U-NII-5 U-NII-6 U-NII-7 U-NII-8
Limit Clause(s):	15.407 (a) (11) RSS-248 4.4	Test Method(s):	C63.10 6.9.3 C63.10 12.5.2
Additional Reference(s):	-		

DUT Configuration			
Mode:	802.11ax HE40 SU LPI	Duty Cycle (%):	-
Modulation Coding Scheme:	MCS2x1	DCCF (dB):	-
Antenna Configuration:	MIMO CDD	Peak Antenna Gain (dBi):	-
Active Port(s):	A+B (Core 0 + Core 1)	Active Chain(s):	0+1

Test Frequency (MHz)	26 dB Bandwidth (MHz)				Limit (MHz)
	A	B	C	D	
5965	42.120	42.120	-	-	320.0
6165	42.000	42.000	-	-	320.0
6405	41.880	42.000	-	-	320.0
6445	42.120	42.000	-	-	320.0
6485	42.120	41.880	-	-	320.0
6525	42.120	42.120	-	-	320.0
6565	42.000	42.000	-	-	320.0
6685	42.000	42.000	-	-	320.0
6845	42.120	42.120	-	-	320.0
6885	42.000	42.000	-	-	320.0
6925	41.880	42.000	-	-	320.0
7005	42.000	42.000	-	-	320.0
7085	42.000	42.000	-	-	320.0

Table 43 - 26 dB Bandwidth Results

Test Frequency (MHz)	99% Bandwidth (MHz)				Limit (MHz)
	A	B	C	D	
5965	38.040	38.040	-	-	320.0
6165	37.920	38.040	-	-	320.0
6405	38.040	38.040	-	-	320.0
6445	37.920	38.040	-	-	320.0
6485	38.040	38.160	-	-	320.0
6525	38.040	38.040	-	-	320.0
6565	38.040	38.040	-	-	320.0
6685	38.040	38.040	-	-	320.0
6845	38.160	38.040	-	-	320.0
6885	37.920	38.040	-	-	320.0
6925	37.920	38.040	-	-	320.0
7005	38.040	38.040	-	-	320.0
7085	38.040	38.040	-	-	320.0

Table 44 - 99% Bandwidth Results

Test Configuration			
Frequency Range:	5.925-6.425 GHz 6.425-6.525 GHz 6.525-6.875 GHz 6.875-7.125 GHz	Band:	U-NII-5 U-NII-6 U-NII-7 U-NII-8
Limit Clause(s):	15.407 (a) (11) RSS-248 4.4	Test Method(s):	C63.10 6.9.3 C63.10 12.5.2
Additional Reference(s):	-		

DUT Configuration			
Mode:	802.11ax HE80 SU LPI	Duty Cycle (%):	-
Modulation Coding Scheme:	MCS2x1	DCCF (dB):	-
Antenna Configuration:	MIMO CDD	Peak Antenna Gain (dBi):	-
Active Port(s):	A+B (Core 0 + Core 1)	Active Chain(s):	0+1

Test Frequency (MHz)	26 dB Bandwidth (MHz)				Limit (MHz)
	A	B	C	D	
5985	82.940	82.720	-	-	320.0
6145	82.940	82.720	-	-	320.0
6385	82.720	82.720	-	-	320.0
6465	82.940	83.160	-	-	320.0
6545	82.940	82.720	-	-	320.0
6625	82.720	82.720	-	-	320.0
6705	82.940	82.500	-	-	320.0
6785	82.720	82.500	-	-	320.0
6865	82.720	82.940	-	-	320.0
6945	82.500	82.720	-	-	320.0
7025	82.940	82.940	-	-	320.0

Table 45 - 26 dB Bandwidth Results

Test Frequency (MHz)	99% Bandwidth (MHz)				Limit (MHz)
	A	B	C	D	
5985	77.220	77.220	-	-	320.0
6145	77.220	77.000	-	-	320.0
6385	77.220	77.440	-	-	320.0
6465	77.220	77.440	-	-	320.0
6545	77.000	77.220	-	-	320.0
6625	77.440	77.440	-	-	320.0
6705	77.220	77.220	-	-	320.0
6785	77.440	77.220	-	-	320.0
6865	77.220	77.220	-	-	320.0
6945	77.220	77.220	-	-	320.0
7025	77.220	77.440	-	-	320.0

Table 46 - 99% Bandwidth Results

Test Configuration			
Frequency Range:	5.925-6.425 GHz 6.425-6.525 GHz 6.525-6.875 GHz 6.875-7.125 GHz	Band:	U-NII-5 U-NII-6 U-NII-7 U-NII-8
Limit Clause(s):	15.407 (a) (11) RSS-248 4.4	Test Method(s):	C63.10 6.9.3 C63.10 12.5.2
Additional Reference(s):	-		

DUT Configuration			
Mode:	802.11ax HE160 SU LPI	Duty Cycle (%):	-
Modulation Coding Scheme:	MCS2x1	DCCF (dB):	-
Antenna Configuration:	MIMO CDD	Peak Antenna Gain (dBi):	-
Active Port(s):	A+B (Core 0 + Core 1)	Active Chain(s):	0+1

Test Frequency (MHz)	26 dB Bandwidth (MHz)				Limit (MHz)
	A	B	C	D	
6025	167.580	166.320	-	-	320.0
6185	167.160	166.320	-	-	320.0
6345	167.160	166.740	-	-	320.0
6505	167.580	166.320	-	-	320.0
6665	167.160	166.320	-	-	320.0
6825	167.580	166.320	-	-	320.0
6985	167.580	166.740	-	-	320.0

Table 47 - 26 dB Bandwidth Results

Test Frequency (MHz)	99% Bandwidth (MHz)				Limit (MHz)
	A	B	C	D	
6025	156.660	156.660	-	-	320.0
6185	156.240	156.660	-	-	320.0
6345	156.660	156.660	-	-	320.0
6505	156.660	156.660	-	-	320.0
6665	156.660	156.240	-	-	320.0
6825	156.660	156.660	-	-	320.0
6985	156.660	156.240	-	-	320.0

Table 48 - 99% Bandwidth Results

Test Configuration			
Frequency Range:	5.925-6.425 GHz 6.425-6.525 GHz 6.525-6.875 GHz	Band:	U-NII-5 U-NII-6 U-NII-7
Limit Clause(s):	15.407 (a) (11) RSS-248 4.4	Test Method(s):	C63.10 6.9.3 C63.10 12.5.2
Additional Reference(s):	-		

DUT Configuration			
Mode:	802.11ax HE20 SU SP	Duty Cycle (%):	-
Modulation Coding Scheme:	MCS2x1	DCCF (dB):	-
Antenna Configuration:	MIMO CDD	Peak Antenna Gain (dBi):	-
Active Port(s):	A+B (Core 0 + Core 1)	Active Chain(s):	0+1

Test Frequency (MHz)	26 dB Bandwidth (MHz)				Limit (MHz)
	A	B	C	D	
5955	21.300	21.360	-	-	320.0
6175	21.360	21.180	-	-	320.0
6415	21.180	21.300	-	-	320.0
6435	21.240	21.420	-	-	320.0
6475	21.420	21.360	-	-	320.0
6515	21.300	21.300	-	-	320.0
6535	21.300	21.360	-	-	320.0
6695	21.420	21.360	-	-	320.0
6855	21.240	21.420	-	-	320.0

Table 49 - 26 dB Bandwidth Results

Test Frequency (MHz)	99% Bandwidth (MHz)				Limit (MHz)
	A	B	C	D	
5955	19.020	19.080	-	-	320.0
6175	19.080	19.020	-	-	320.0
6415	19.020	19.080	-	-	320.0
6435	19.020	19.020	-	-	320.0
6475	19.020	19.020	-	-	320.0
6515	19.020	19.020	-	-	320.0
6535	19.080	19.080	-	-	320.0
6695	19.020	19.020	-	-	320.0
6855	19.020	19.080	-	-	320.0

Table 50 - 99% Bandwidth Results

Test Configuration			
Frequency Range:	5.925-6.425 GHz 6.425-6.525 GHz 6.525-6.875 GHz	Band:	U-NII-5 U-NII-6 U-NII-7
Limit Clause(s):	15.407 (a) (11) RSS-248 4.4	Test Method(s):	C63.10 6.9.3 C63.10 12.5.2
Additional Reference(s):	-		

DUT Configuration			
Mode:	802.11ax HE40 SU SP	Duty Cycle (%):	-
Modulation Coding Scheme:	MCS2x1	DCCF (dB):	-
Antenna Configuration:	MIMO CDD	Peak Antenna Gain (dBi):	-
Active Port(s):	A+B (Core 0 + Core 1)	Active Chain(s):	0+1

Test Frequency (MHz)	26 dB Bandwidth (MHz)				Limit (MHz)
	A	B	C	D	
5965	41.880	42.120	-	-	320.0
6165	42.000	41.880	-	-	320.0
6405	42.000	42.120	-	-	320.0
6445	42.000	42.000	-	-	320.0
6485	42.240	42.000	-	-	320.0
6525	42.120	41.880	-	-	320.0
6565	41.880	41.880	-	-	320.0
6685	42.000	42.000	-	-	320.0
6845	41.880	41.880	-	-	320.0

Table 51 - 26 dB Bandwidth Results

Test Frequency (MHz)	99% Bandwidth (MHz)				Limit (MHz)
	A	B	C	D	
5965	38.040	38.040	-	-	320.0
6165	38.040	38.040	-	-	320.0
6405	38.040	38.040	-	-	320.0
6445	38.040	38.040	-	-	320.0
6485	37.920	37.920	-	-	320.0
6525	38.040	38.040	-	-	320.0
6565	38.040	37.920	-	-	320.0
6685	37.920	37.920	-	-	320.0
6845	37.920	38.040	-	-	320.0

Table 52 - 99% Bandwidth Results

Test Configuration			
Frequency Range:	5.925-6.425 GHz 6.425-6.525 GHz 6.525-6.875 GHz	Band:	U-NII-5 U-NII-6 U-NII-7
Limit Clause(s):	15.407 (a) (11) RSS-248 4.4	Test Method(s):	C63.10 6.9.3 C63.10 12.5.2
Additional Reference(s):	-		

DUT Configuration			
Mode:	802.11ax HE80 SU SP	Duty Cycle (%):	-
Modulation Coding Scheme:	MCS2x1	DCCF (dB):	-
Antenna Configuration:	MIMO CDD	Peak Antenna Gain (dBi):	-
Active Port(s):	A+B (Core 0 + Core 1)	Active Chain(s):	0+1

Test Frequency (MHz)	26 dB Bandwidth (MHz)				Limit (MHz)
	A	B	C	D	
5985	82.720	82.940	-	-	320.0
6145	96.580	83.600	-	-	320.0
6385	143.080	140.140	-	-	320.0
6465	129.360	139.200	-	-	320.0
6545	83.160	84.040	-	-	320.0
6625	82.940	83.160	-	-	320.0
6705	82.940	82.720	-	-	320.0
6785	82.720	82.500	-	-	320.0

Table 53 - 26 dB Bandwidth Results

Test Frequency (MHz)	99% Bandwidth (MHz)				Limit (MHz)
	A	B	C	D	
5985	77.220	77.220	-	-	320.0
6145	77.440	77.440	-	-	320.0
6385	77.840	78.000	-	-	320.0
6465	77.760	78.000	-	-	320.0
6545	77.440	77.440	-	-	320.0
6625	77.440	77.440	-	-	320.0
6705	77.220	77.440	-	-	320.0
6785	77.220	77.220	-	-	320.0

Table 54 - 99% Bandwidth Results

Test Configuration			
Frequency Range:	5.925-6.425 GHz 6.425-6.525 GHz 6.525-6.875 GHz	Band:	U-NII-5 U-NII-6 U-NII-7
Limit Clause(s):	15.407 (a) (11) RSS-248 4.4	Test Method(s):	C63.10 6.9.3 C63.10 12.5.2
Additional Reference(s):	-		

DUT Configuration			
Mode:	802.11ax HE160 SU SP	Duty Cycle (%):	-
Modulation Coding Scheme:	MCS2x1	DCCF (dB):	-
Antenna Configuration:	MIMO CDD	Peak Antenna Gain (dBi):	-
Active Port(s):	A+B (Core 0 + Core 1)	Active Chain(s):	0+1

Test Frequency (MHz)	26 dB Bandwidth (MHz)				Limit (MHz)
	A	B	C	D	
6025	167.580	167.160	-	-	320.0
6185	167.580	166.740	-	-	320.0
6345	167.160	167.580	-	-	320.0
6505	167.580	167.160	-	-	320.0
6665	166.740	166.740	-	-	320.0

Table 55 - 26 dB Bandwidth Results

Test Frequency (MHz)	99% Bandwidth (MHz)				Limit (MHz)
	A	B	C	D	
6025	156.660	156.660	-	-	320.0
6185	156.660	156.660	-	-	320.0
6345	156.660	156.660	-	-	320.0
6505	156.660	156.660	-	-	320.0
6665	156.660	156.240	-	-	320.0

Table 56 - 99% Bandwidth Results

Test Configuration			
Frequency Range:	5.925-6.425 GHz	Band:	U-NII-5
Limit Clause(s):	15.407 (a) (11)	Test Method(s):	C63.10 6.9.3 C63.10 12.5.2
Additional Reference(s):	-		

DUT Configuration			
Mode:	802.11ax HE40 SU VLP	Duty Cycle (%):	-
Modulation Coding Scheme:	MCS2x1	DCCF (dB):	-
Antenna Configuration:	MIMO CDD	Peak Antenna Gain (dBi):	-
Active Port(s):	A+B (Core 0 + Core 1)	Active Chain(s):	0+1

Test Frequency (MHz)	26 dB Bandwidth (MHz)				Limit (MHz)
	A	B	C	D	
6125	42.000	42.120	-	-	320.0
6205	42.000	41.880	-	-	320.0
6245	42.120	42.000	-	-	320.0

Table 57 - 26 dB Bandwidth Results

Test Frequency (MHz)	99% Bandwidth (MHz)				Limit (MHz)
	A	B	C	D	
6125	38.040	38.040	-	-	320.0
6205	38.040	38.040	-	-	320.0
6245	38.040	38.040	-	-	320.0

Table 58 - 99% Bandwidth Results

Test Configuration			
Frequency Range:	5.925-6.425 GHz 6.525-6.875 GHz	Band:	U-NII-5 U-NII-7
Limit Clause(s):	15.407 (a) (11)	Test Method(s):	C63.10 6.9.3 C63.10 12.5.2
Additional Reference(s):	-		

DUT Configuration			
Mode:	802.11ax HE80 SU VLP	Duty Cycle (%):	-
Modulation Coding Scheme:	MCS2x1	DCCF (dB):	-
Antenna Configuration:	MIMO CDD	Peak Antenna Gain (dBi):	-
Active Port(s):	A+B (Core 0 + Core 1)	Active Chain(s):	0+1

Test Frequency (MHz)	26 dB Bandwidth (MHz)				Limit (MHz)
	A	B	C	D	
6145	82.720	82.940	-	-	320.0
6225	82.500	82.940	-	-	320.0
6385	82.720	82.720	-	-	320.0
6625	82.720	82.940	-	-	320.0
6705	82.720	82.500	-	-	320.0
6785	82.720	82.720	-	-	320.0

Table 59 - 26 dB Bandwidth Results

Test Frequency (MHz)	99% Bandwidth (MHz)				Limit (MHz)
	A	B	C	D	
6145	77.440	77.440	-	-	320.0
6225	77.220	77.220	-	-	320.0
6385	77.220	77.220	-	-	320.0
6625	77.440	77.220	-	-	320.0
6705	77.220	77.000	-	-	320.0
6785	77.220	77.220	-	-	320.0

Table 60 - 99% Bandwidth Results

Test Configuration			
Frequency Range:	5.925-6.425 GHz 6.525-6.875 GHz	Band:	U-NII-5 U-NII-7
Limit Clause(s):	15.407 (a) (11)	Test Method(s):	C63.10 6.9.3 C63.10 12.5.2
Additional Reference(s):	-		

DUT Configuration			
Mode:	802.11ax HE160 SU VLP	Duty Cycle (%):	-
Modulation Coding Scheme:	MCS2x1	DCCF (dB):	-
Antenna Configuration:	MIMO CDD	Peak Antenna Gain (dBi):	-
Active Port(s):	A+B (Core 0 + Core 1)	Active Chain(s):	0+1

Test Frequency (MHz)	26 dB Bandwidth (MHz)				Limit (MHz)
	A	B	C	D	
6185	166.740	166.740	-	-	320.0
6345	167.580	168.000	-	-	320.0
6665	167.160	166.320	-	-	320.0

Table 61 - 26 dB Bandwidth Results

Test Frequency (MHz)	99% Bandwidth (MHz)				Limit (MHz)
	A	B	C	D	
6185	156.240	156.660	-	-	320.0
6345	156.660	156.660	-	-	320.0
6665	156.660	156.660	-	-	320.0

Table 62 - 99% Bandwidth Results

MIMO SDM

Protocol	26 dB Bandwidth (MHz)	
	Minimum	Maximum
802.11ax HE20 SU LPI	21.180	21.540
802.11ax HE40 SU LPI	41.760	42.240
802.11ax HE80 SU LPI	82.060	83.160
802.11ax HE160 SU LPI	166.320	167.160
802.11ax HE20 SU SP	21.240	21.540
802.11ax HE40 SU SP	41.880	70.560
802.11ax HE80 SU SP	82.280	147.000
802.11ax HE160 SU SP	165.900	167.160
802.11ax HE20 SU VLP	21.180	21.420
802.11ax HE40 SU VLP	41.760	42.120
802.11ax HE80 SU VLP	82.280	83.160
802.11ax HE160 SU VLP	166.320	167.160

Table 63 - 26 dB Bandwidth Summary Results - MIMO SDM

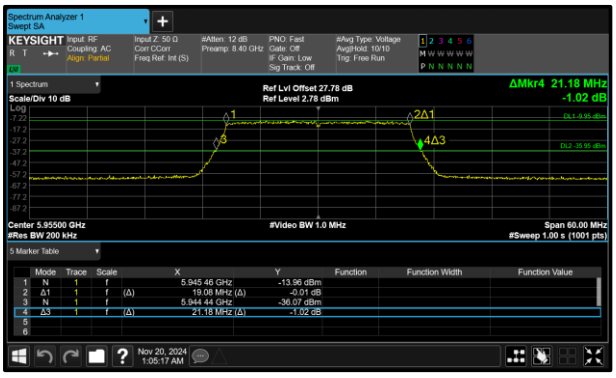

Figure 105 - 802.11ax HE20 SU LPI Minimum 26 dB EBW

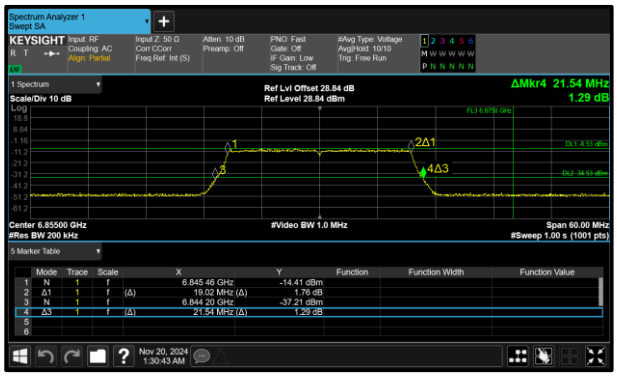

Figure 106 - 802.11ax HE20 SU LPI Maximum 26 dB EBW

Figure 107 - 802.11ax HE40 SU LPI Minimum 26 dB EBW

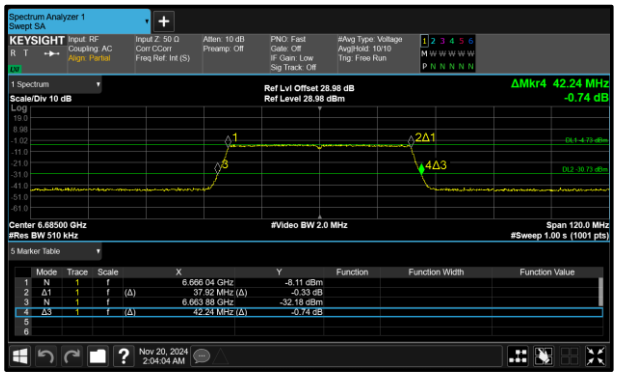

Figure 108 - 802.11ax HE40 SU LPI Maximum 26 dB EBW

Figure 109 - 802.11ax HE80 SU LPI Minimum 26 dB EBW

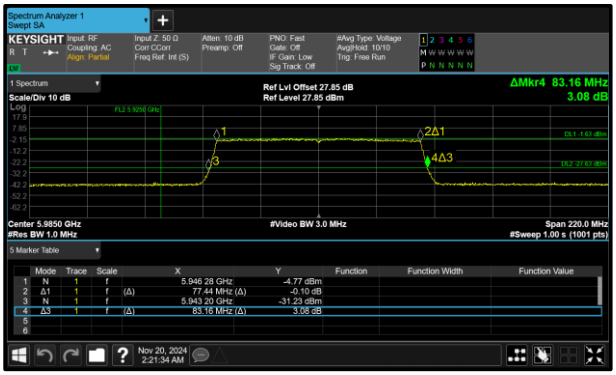

Figure 110 - 802.11ax HE80 SU LPI Maximum 26 dB EBW

Figure 111 - 802.11ax HE160 SU LPI Minimum 26 dB EBW

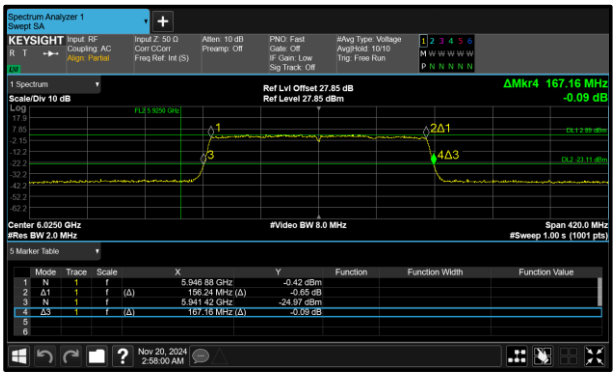

Figure 112 - 802.11ax HE160 SU LPI Maximum 26 dB EBW

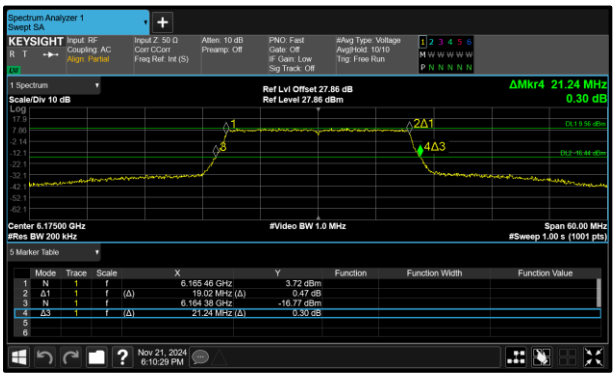

Figure 113 - 802.11ax HE20 SU SP Minimum 26 dB EBW

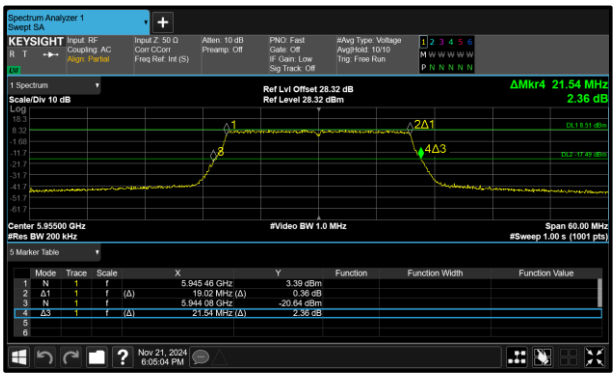

Figure 114 - 802.11ax HE20 SU SP Maximum 26 dB EBW

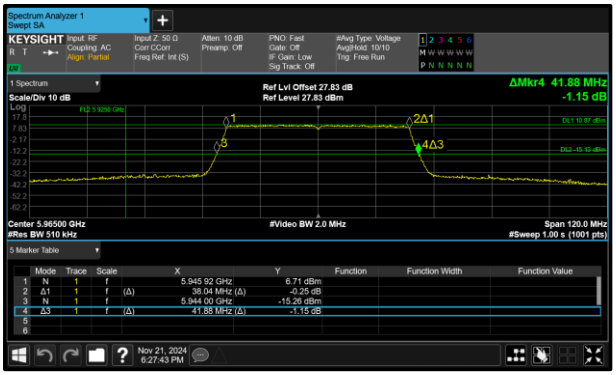

Figure 115 - 802.11ax HE40 SU SP Minimum 26 dB EBW

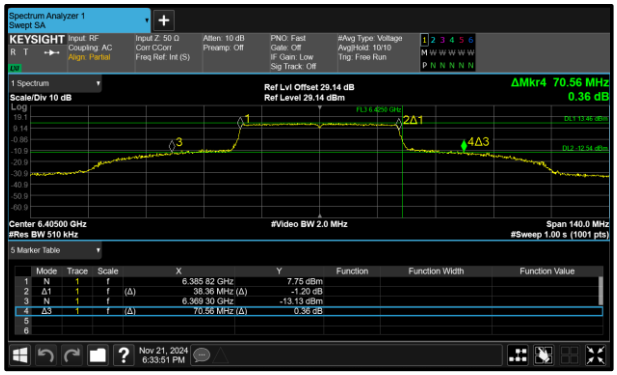

Figure 116 - 802.11ax HE40 SU SP Maximum 26 dB EBW

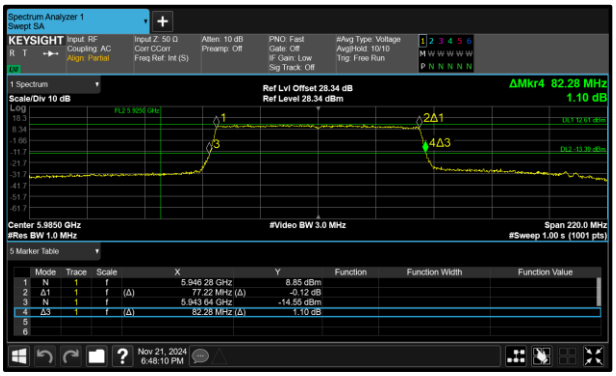

Figure 117 - 802.11ax HE80 SU SP Minimum 26 dB EBW

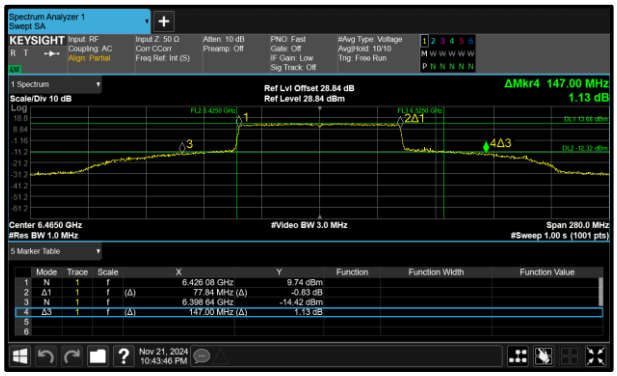

Figure 118 - 802.11ax HE80 SU SP Maximum 26 dB EBW

Figure 119 - 802.11ax HE160 SU SP Minimum 26 dB EBW

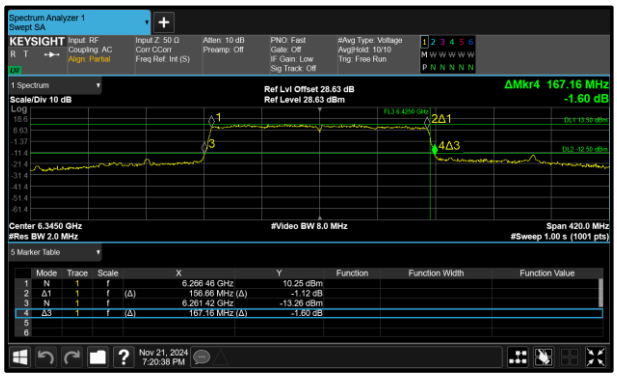

Figure 120 - 802.11ax HE160 SU SP Maximum 26 dB EBW

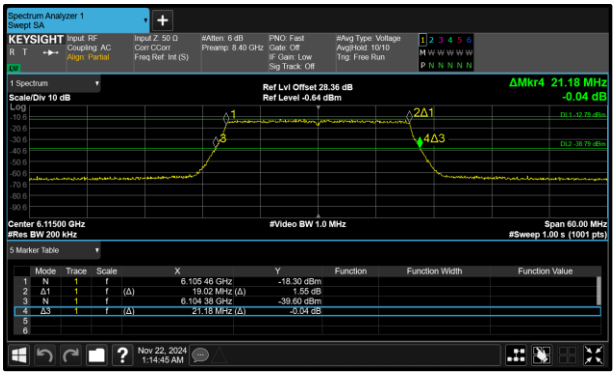

Figure 121 - 802.11ax HE20 SU VLP Minimum 26 dB EBW

Figure 122 - 802.11ax HE20 SU VLP Maximum 26 dB EBW

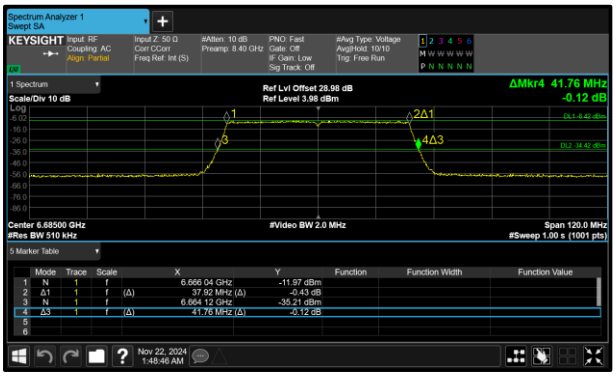

Figure 123 - 802.11ax HE40 SU VLP Minimum 26 dB EBW

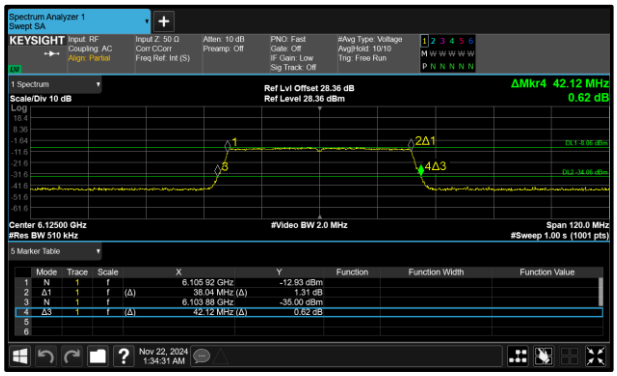

Figure 124 - 802.11ax HE40 SU VLP Maximum 26 dB EBW

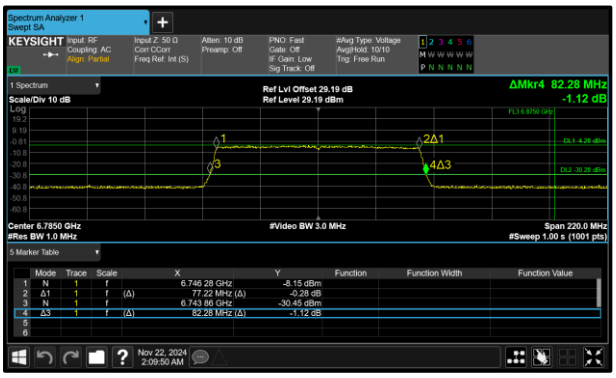

Figure 125 - 802.11ax HE80 SU VLP Minimum 26 dB EBW

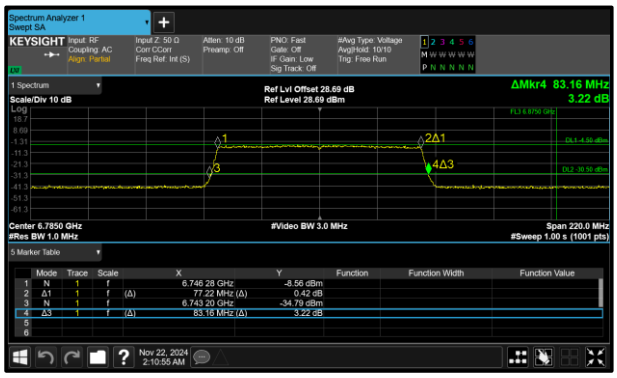

Figure 126 - 802.11ax HE80 SU VLP Maximum 26 dB EBW

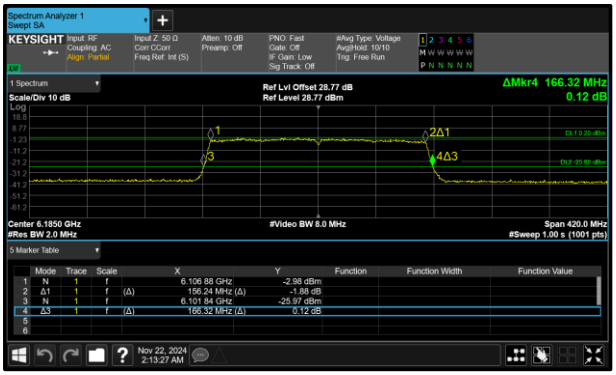

Figure 127 - 802.11ax HE160 SU VLP Minimum 26 dB EBW

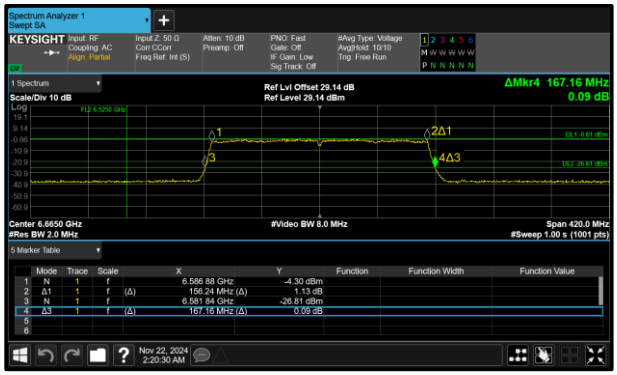

Figure 128 - 802.11ax HE160 SU VLP Maximum 26 dB EBW

Protocol	99% Bandwidth (MHz)	
	Minimum	Maximum
802.11ax HE20 SU LPI	19.020	19.080
802.11ax HE40 SU LPI	37.920	38.160
802.11ax HE80 SU LPI	77.220	77.440
802.11ax HE160 SU LPI	156.240	156.660
802.11ax HE20 SU SP	19.020	19.080
802.11ax HE40 SU SP	37.920	38.360
802.11ax HE80 SU SP	77.220	78.000
802.11ax HE160 SU SP	156.240	156.660
802.11ax HE20 SU VLP	18.960	19.080
802.11ax HE40 SU VLP	37.920	38.040
802.11ax HE80 SU VLP	77.220	77.440
802.11ax HE160 SU VLP	156.240	156.660

Table 64 - 99% Bandwidth Summary Results - MIMO SDM

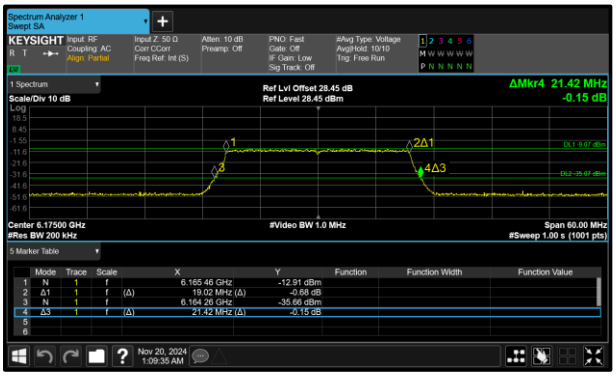

Figure 129 - 802.11ax HE20 SU LPI Minimum 99% OBW

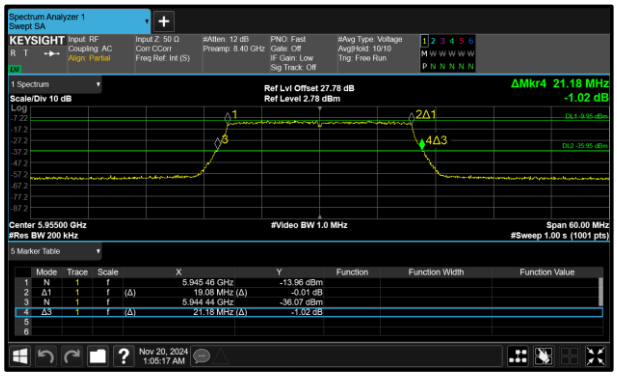

Figure 130 - 802.11ax HE20 SU LPI Maximum 99% OBW

Figure 131 - 802.11ax HE40 SU LPI Minimum 99% OBW

Figure 132 - 802.11ax HE40 SU LPI Maximum 99% OBW

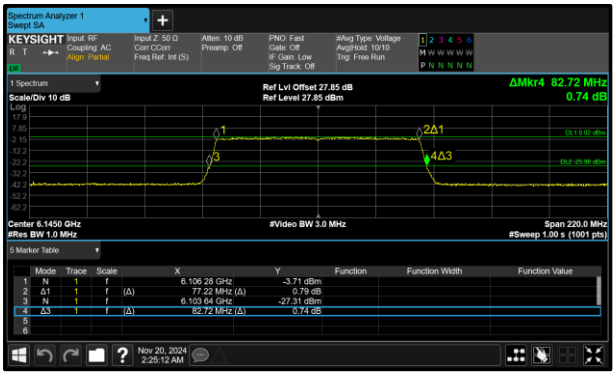

Figure 133 - 802.11ax HE80 SU LPI Minimum 99% OBW

Figure 134 - 802.11ax HE80 SU LPI Maximum 99% OBW

Figure 135 - 802.11ax HE160 SU LPI Minimum 99% OBW

Figure 136 - 802.11ax HE160 SU LPI Maximum 99% OBW

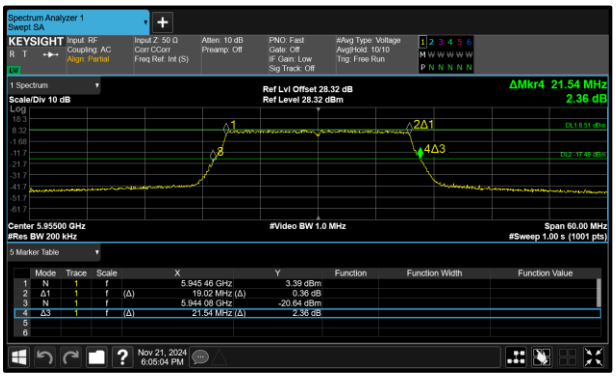

Figure 137 - 802.11ax HE20 SU SP Minimum 99% OBW

Figure 138 - 802.11ax HE20 SU SP Maximum 99% OBW

Figure 139 - 802.11ax HE40 SU SP Minimum 99% OBW

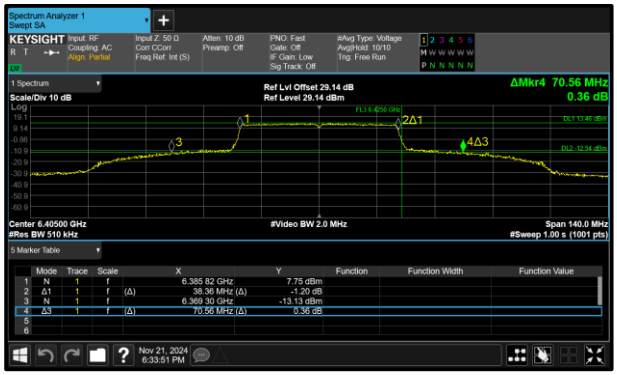

Figure 140 - 802.11ax HE40 SU SP Maximum 99% OBW

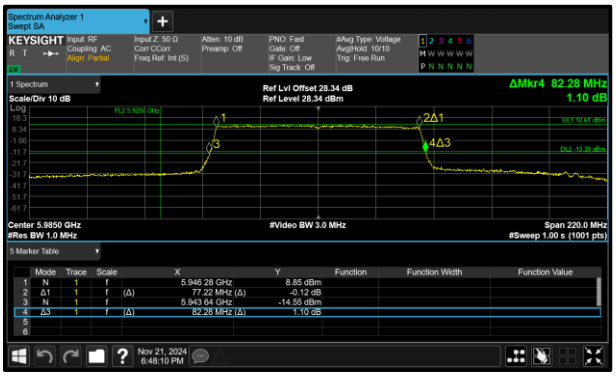

Figure 141 - 802.11ax HE80 SU SP Minimum 99% OBW

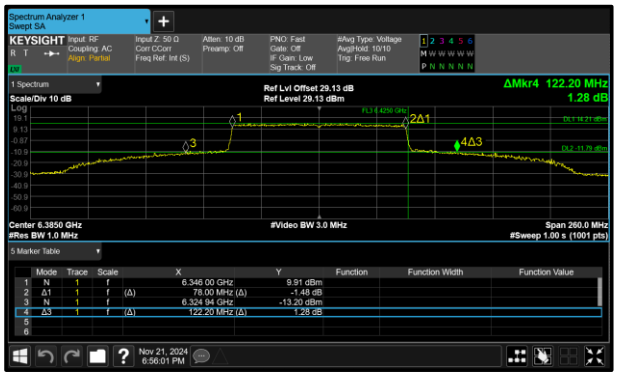

Figure 142 - 802.11ax HE80 SU SP Maximum 99% OBW

Figure 143 - 802.11ax HE160 SU SP Minimum 99% OBW

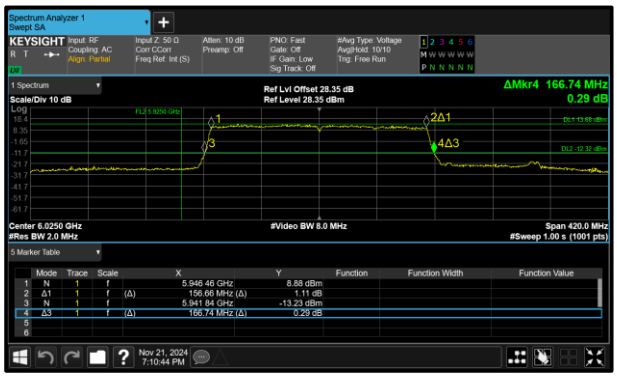

Figure 144 - 802.11ax HE160 SU SP Maximum 99% OBW

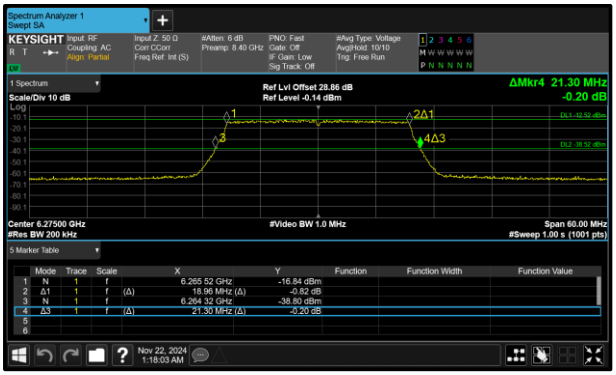

Figure 145 - 802.11ax HE20 SU VLP Minimum 99% OBW

Figure 146 - 802.11ax HE20 SU VLP Maximum 99% OBW

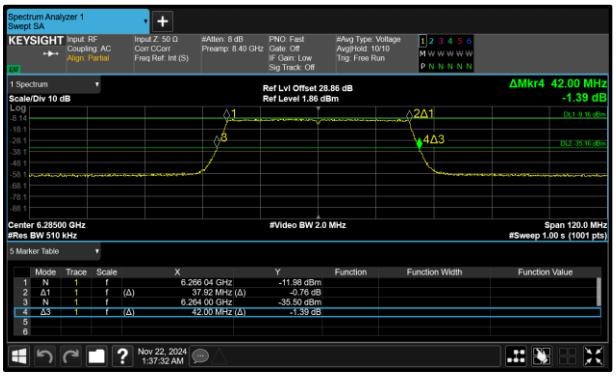

Figure 147 - 802.11ax HE40 SU VLP Minimum 99% OBW

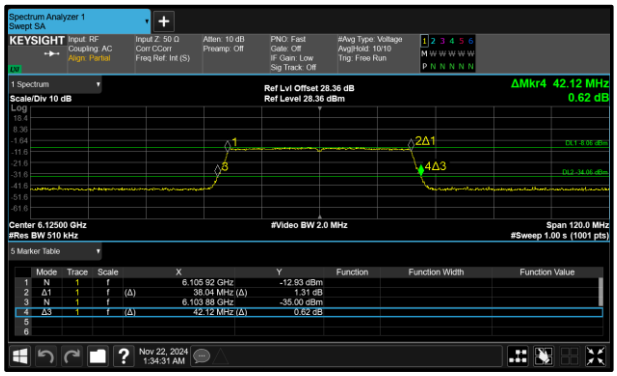

Figure 148 - 802.11ax HE40 SU VLP Maximum 99% OBW

Figure 149 - 802.11ax HE80 SU VLP Minimum 99% OBW

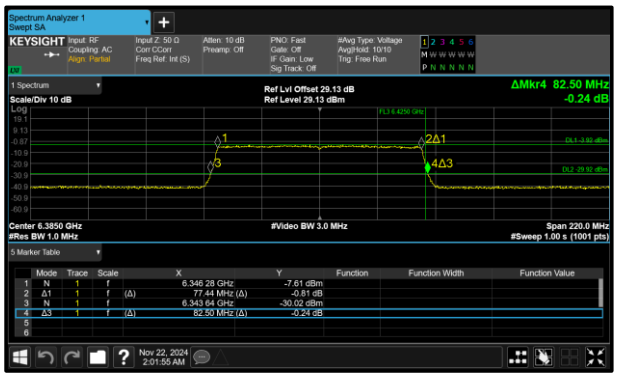

Figure 150 - 802.11ax HE80 SU VLP Maximum 99% OBW

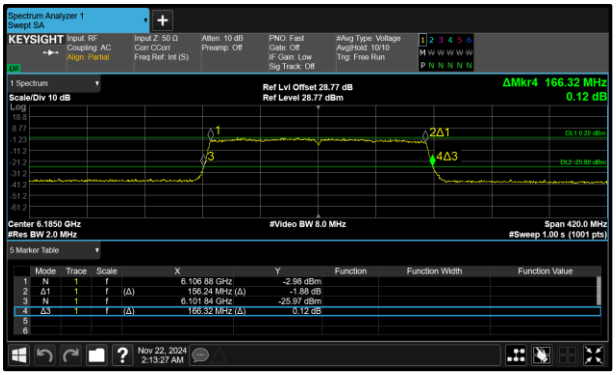

Figure 151 - 802.11ax HE160 SU VLP Minimum 99% OBW

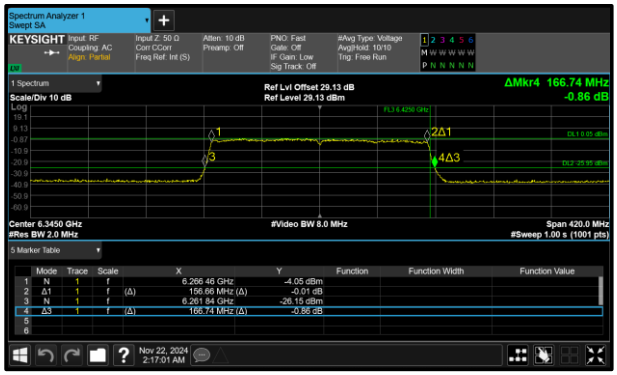

Figure 152 - 802.11ax HE160 SU VLP Maximum 99% OBW

Test Configuration			
Frequency Range:	5.925-6.425 GHz 6.425-6.525 GHz 6.525-6.875 GHz 6.875-7.125 GHz	Band:	U-NII-5 U-NII-6 U-NII-7 U-NII-8
Limit Clause(s):	15.407 (a) (11) RSS-248 4.4	Test Method(s):	C63.10 6.9.3 C63.10 12.5.2
Additional Reference(s):	-		

DUT Configuration			
Mode:	802.11ax HE20 SU LPI	Duty Cycle (%):	-
Modulation Coding Scheme:	MCS2x2	DCCF (dB):	-
Antenna Configuration:	MIMO SDM	Peak Antenna Gain (dBi):	-
Active Port(s):	A+B (Core 0 + Core 1)	Active Chain(s):	0+1

Test Frequency (MHz)	26 dB Bandwidth (MHz)				Limit (MHz)
	A	B	C	D	
5955	21.360	21.180	-	-	320.0
6175	21.420	21.420	-	-	320.0
6415	21.240	21.360	-	-	320.0
6435	21.360	21.300	-	-	320.0
6475	21.300	21.360	-	-	320.0
6515	21.360	21.480	-	-	320.0
6535	21.360	21.480	-	-	320.0
6695	21.300	21.240	-	-	320.0
6855	21.360	21.540	-	-	320.0
6875	21.240	21.360	-	-	320.0
6895	21.360	21.240	-	-	320.0
6995	21.420	21.360	-	-	320.0
7095	21.360	21.300	-	-	320.0

Table 65 - 26 dB Bandwidth Results

Test Frequency (MHz)	99% Bandwidth (MHz)				Limit (MHz)
	A	B	C	D	
5955	19.020	19.080	-	-	320.0
6175	19.020	19.020	-	-	320.0
6415	19.020	19.020	-	-	320.0
6435	19.020	19.080	-	-	320.0
6475	19.020	19.080	-	-	320.0
6515	19.020	19.020	-	-	320.0
6535	19.020	19.080	-	-	320.0
6695	19.020	19.080	-	-	320.0
6855	19.020	19.020	-	-	320.0
6875	19.020	19.080	-	-	320.0
6895	19.020	19.080	-	-	320.0
6995	19.020	19.020	-	-	320.0
7095	19.020	19.080	-	-	320.0

Table 66 - 99% Bandwidth Results

Test Configuration			
Frequency Range:	5.925-6.425 GHz 6.425-6.525 GHz 6.525-6.875 GHz 6.875-7.125 GHz	Band:	U-NII-5 U-NII-6 U-NII-7 U-NII-8
Limit Clause(s):	15.407 (a) (11) RSS-248 4.4	Test Method(s):	C63.10 6.9.3 C63.10 12.5.2
Additional Reference(s):	-		

DUT Configuration			
Mode:	802.11ax HE40 SU LPI	Duty Cycle (%):	-
Modulation Coding Scheme:	MCS2x2	DCCF (dB):	-
Antenna Configuration:	MIMO SDM	Peak Antenna Gain (dBi):	-
Active Port(s):	A+B (Core 0 + Core 1)	Active Chain(s):	0+1

Test Frequency (MHz)	26 dB Bandwidth (MHz)				Limit (MHz)
	A	B	C	D	
5965	42.120	42.120	-	-	320.0
6165	42.000	42.000	-	-	320.0
6405	42.000	42.000	-	-	320.0
6445	42.120	42.120	-	-	320.0
6485	42.120	42.120	-	-	320.0
6525	42.000	41.760	-	-	320.0
6565	41.880	41.880	-	-	320.0
6685	42.240	42.000	-	-	320.0
6845	41.880	41.760	-	-	320.0
6885	41.880	41.880	-	-	320.0
6925	41.880	41.880	-	-	320.0
7005	41.880	41.880	-	-	320.0
7085	42.120	42.240	-	-	320.0

Table 67 - 26 dB Bandwidth Results

Test Frequency (MHz)	99% Bandwidth (MHz)				Limit (MHz)
	A	B	C	D	
5965	37.920	38.040	-	-	320.0
6165	37.920	38.040	-	-	320.0
6405	37.920	37.920	-	-	320.0
6445	37.920	38.040	-	-	320.0
6485	37.920	37.920	-	-	320.0
6525	37.920	37.920	-	-	320.0
6565	37.920	38.160	-	-	320.0
6685	37.920	38.040	-	-	320.0
6845	37.920	38.040	-	-	320.0
6885	37.920	38.040	-	-	320.0
6925	37.920	38.040	-	-	320.0
7005	37.920	37.920	-	-	320.0
7085	38.040	38.040	-	-	320.0

Table 68 - 99% Bandwidth Results

Test Configuration			
Frequency Range:	5.925-6.425 GHz 6.425-6.525 GHz 6.525-6.875 GHz 6.875-7.125 GHz	Band:	U-NII-5 U-NII-6 U-NII-7 U-NII-8
Limit Clause(s):	15.407 (a) (11) RSS-248 4.4	Test Method(s):	C63.10 6.9.3 C63.10 12.5.2
Additional Reference(s):	-		

DUT Configuration			
Mode:	802.11ax HE80 SU LPI	Duty Cycle (%):	-
Modulation Coding Scheme:	MCS2x2	DCCF (dB):	-
Antenna Configuration:	MIMO SDM	Peak Antenna Gain (dBi):	-
Active Port(s):	A+B (Core 0 + Core 1)	Active Chain(s):	0+1

Test Frequency (MHz)	26 dB Bandwidth (MHz)				Limit (MHz)
	A	B	C	D	
5985	82.060	83.160	-	-	320.0
6145	82.720	82.720	-	-	320.0
6385	82.720	82.720	-	-	320.0
6465	82.940	82.720	-	-	320.0
6545	82.500	82.720	-	-	320.0
6625	82.720	82.720	-	-	320.0
6705	82.720	82.940	-	-	320.0
6785	82.720	82.940	-	-	320.0
6865	82.500	82.500	-	-	320.0
6945	82.280	82.500	-	-	320.0
7025	82.500	82.720	-	-	320.0

Table 69 - 26 dB Bandwidth Results

Test Frequency (MHz)	99% Bandwidth (MHz)				Limit (MHz)
	A	B	C	D	
5985	77.440	77.440	-	-	320.0
6145	77.440	77.220	-	-	320.0
6385	77.220	77.220	-	-	320.0
6465	77.440	77.440	-	-	320.0
6545	77.220	77.220	-	-	320.0
6625	77.440	77.440	-	-	320.0
6705	77.440	77.220	-	-	320.0
6785	77.220	77.220	-	-	320.0
6865	77.220	77.220	-	-	320.0
6945	77.220	77.220	-	-	320.0
7025	77.220	77.220	-	-	320.0

Table 70 - 99% Bandwidth Results

Test Configuration			
Frequency Range:	5.925-6.425 GHz 6.425-6.525 GHz 6.525-6.875 GHz 6.875-7.125 GHz	Band:	U-NII-5 U-NII-6 U-NII-7 U-NII-8
Limit Clause(s):	15.407 (a) (11) RSS-248 4.4	Test Method(s):	C63.10 6.9.3 C63.10 12.5.2
Additional Reference(s):	-		

DUT Configuration			
Mode:	802.11ax HE160 SU LPI	Duty Cycle (%):	-
Modulation Coding Scheme:	MCS2x2	DCCF (dB):	-
Antenna Configuration:	MIMO SDM	Peak Antenna Gain (dBi):	-
Active Port(s):	A+B (Core 0 + Core 1)	Active Chain(s):	0+1

Test Frequency (MHz)	26 dB Bandwidth (MHz)				Limit (MHz)
	A	B	C	D	
6025	166.740	167.160	-	-	320.0
6185	166.320	166.320	-	-	320.0
6345	166.320	166.320	-	-	320.0
6505	167.160	167.160	-	-	320.0
6665	167.160	166.320	-	-	320.0
6825	166.740	166.740	-	-	320.0
6985	166.740	166.740	-	-	320.0

Table 71 - 26 dB Bandwidth Results

Test Frequency (MHz)	99% Bandwidth (MHz)				Limit (MHz)
	A	B	C	D	
6025	156.240	156.240	-	-	320.0
6185	156.660	156.660	-	-	320.0
6345	156.240	156.660	-	-	320.0
6505	156.240	156.660	-	-	320.0
6665	156.240	156.660	-	-	320.0
6825	156.660	156.660	-	-	320.0
6985	156.660	156.660	-	-	320.0

Table 72 - 99% Bandwidth Results

Test Configuration			
Frequency Range:	5.925-6.425 GHz 6.425-6.525 GHz 6.525-6.875 GHz	Band:	U-NII-5 U-NII-6 U-NII-7
Limit Clause(s):	15.407 (a) (11) RSS-248 4.4	Test Method(s):	C63.10 6.9.3 C63.10 12.5.2
Additional Reference(s):	-		

DUT Configuration			
Mode:	802.11ax HE20 SU SP	Duty Cycle (%):	-
Modulation Coding Scheme:	MCS2x2	DCCF (dB):	-
Antenna Configuration:	MIMO SDM	Peak Antenna Gain (dBi):	-
Active Port(s):	A+B (Core 0 + Core 1)	Active Chain(s):	0+1

Test Frequency (MHz)	26 dB Bandwidth (MHz)				Limit (MHz)
	A	B	C	D	
5955	21.540	21.420	-	-	320.0
6175	21.300	21.240	-	-	320.0
6415	21.360	21.360	-	-	320.0
6435	21.300	21.420	-	-	320.0
6475	21.300	21.300	-	-	320.0
6515	21.300	21.240	-	-	320.0
6535	21.360	21.300	-	-	320.0
6695	21.420	21.420	-	-	320.0
6855	21.240	21.420	-	-	320.0

Table 73 - 26 dB Bandwidth Results

Test Frequency (MHz)	99% Bandwidth (MHz)				Limit (MHz)
	A	B	C	D	
5955	19.020	19.020	-	-	320.0
6175	19.020	19.020	-	-	320.0
6415	19.020	19.020	-	-	320.0
6435	19.020	19.020	-	-	320.0
6475	19.020	19.020	-	-	320.0
6515	19.020	19.080	-	-	320.0
6535	19.020	19.020	-	-	320.0
6695	19.020	19.020	-	-	320.0
6855	19.020	19.020	-	-	320.0

Table 74 - 99% Bandwidth Results

Test Configuration			
Frequency Range:	5.925-6.425 GHz 6.425-6.525 GHz 6.525-6.875 GHz	Band:	U-NII-5 U-NII-6 U-NII-7
Limit Clause(s):	15.407 (a) (11) RSS-248 4.4	Test Method(s):	C63.10 6.9.3 C63.10 12.5.2
Additional Reference(s):	-		

DUT Configuration			
Mode:	802.11ax HE40 SU SP	Duty Cycle (%):	-
Modulation Coding Scheme:	MCS2x2	DCCF (dB):	-
Antenna Configuration:	MIMO SDM	Peak Antenna Gain (dBi):	-
Active Port(s):	A+B (Core 0 + Core 1)	Active Chain(s):	0+1

Test Frequency (MHz)	26 dB Bandwidth (MHz)				Limit (MHz)
	A	B	C	D	
5965	42.120	41.880	-	-	320.0
6165	43.680	42.120	-	-	320.0
6405	70.560	63.360	-	-	320.0
6445	59.880	50.400	-	-	320.0
6485	57.960	55.560	-	-	320.0
6525	43.680	42.480	-	-	320.0
6565	46.680	47.280	-	-	320.0
6685	42.360	42.480	-	-	320.0
6845	42.480	42.000	-	-	320.0

Table 75 - 26 dB Bandwidth Results

Test Frequency (MHz)	99% Bandwidth (MHz)				Limit (MHz)
	A	B	C	D	
5965	37.920	38.040	-	-	320.0
6165	38.160	38.160	-	-	320.0
6405	38.360	38.280	-	-	320.0
6445	38.280	38.280	-	-	320.0
6485	38.280	38.160	-	-	320.0
6525	38.160	38.160	-	-	320.0
6565	38.160	38.280	-	-	320.0
6685	38.160	38.040	-	-	320.0
6845	38.040	38.040	-	-	320.0

Table 76 - 99% Bandwidth Results

Test Configuration			
Frequency Range:	5.925-6.425 GHz 6.425-6.525 GHz 6.525-6.875 GHz	Band:	U-NII-5 U-NII-6 U-NII-7
Limit Clause(s):	15.407 (a) (11) RSS-248 4.4	Test Method(s):	C63.10 6.9.3 C63.10 12.5.2
Additional Reference(s):	-		

DUT Configuration			
Mode:	802.11ax HE80 SU SP	Duty Cycle (%):	-
Modulation Coding Scheme:	MCS2x2	DCCF (dB):	-
Antenna Configuration:	MIMO SDM	Peak Antenna Gain (dBi):	-
Active Port(s):	A+B (Core 0 + Core 1)	Active Chain(s):	0+1

Test Frequency (MHz)	26 dB Bandwidth (MHz)				Limit (MHz)
	A	B	C	D	
5985	82.280	83.160	-	-	320.0
6145	85.580	84.920	-	-	320.0
6385	122.200	135.120	-	-	320.0
6465	134.640	147.00	-	-	320.0
6545	100.980	133.120	-	-	320.0
6625	113.520	135.460	-	-	320.0
6705	82.940	95.260	-	-	320.0
6785	83.160	83.380	-	-	320.0

Table 77 - 26 dB Bandwidth Results

Test Frequency (MHz)	99% Bandwidth (MHz)				Limit (MHz)
	A	B	C	D	
5985	77.220	77.220	-	-	320.0
6145	77.440	77.440	-	-	320.0
6385	78.000	77.760	-	-	320.0
6465	77.880	77.840	-	-	320.0
6545	77.660	77.740	-	-	320.0
6625	77.660	78.000	-	-	320.0
6705	77.440	77.440	-	-	320.0
6785	77.440	77.440	-	-	320.0

Table 78 - 99% Bandwidth Results

Test Configuration			
Frequency Range:	5.925-6.425 GHz 6.425-6.525 GHz 6.525-6.875 GHz	Band:	U-NII-5 U-NII-6 U-NII-7
Limit Clause(s):	15.407 (a) (11) RSS-248 4.4	Test Method(s):	C63.10 6.9.3 C63.10 12.5.2
Additional Reference(s):	-		

DUT Configuration			
Mode:	802.11ax HE160 SU SP	Duty Cycle (%):	-
Modulation Coding Scheme:	MCS2x2	DCCF (dB):	-
Antenna Configuration:	MIMO SDM	Peak Antenna Gain (dBi):	-
Active Port(s):	A+B (Core 0 + Core 1)	Active Chain(s):	0+1

Test Frequency (MHz)	26 dB Bandwidth (MHz)				Limit (MHz)
	A	B	C	D	
6025	166.740	165.900	-	-	320.0
6185	166.740	166.740	-	-	320.0
6345	166.320	167.160	-	-	320.0
6505	166.740	167.160	-	-	320.0
6665	166.740	166.740	-	-	320.0

Table 79 - 26 dB Bandwidth Results

Test Frequency (MHz)	99% Bandwidth (MHz)				Limit (MHz)
	A	B	C	D	
6025	156.660	156.660	-	-	320.0
6185	156.660	156.240	-	-	320.0
6345	156.660	156.660	-	-	320.0
6505	156.660	156.660	-	-	320.0
6665	156.240	156.240	-	-	320.0

Table 80 - 99% Bandwidth Results

Test Configuration			
Frequency Range:	5.925-6.425 GHz 6.525-6.875 GHz	Band:	U-NII-5 U-NII-7
Limit Clause(s):	15.407 (a) (11)	Test Method(s):	C63.10 6.9.3 C63.10 12.5.2
Additional Reference(s):	-		

DUT Configuration			
Mode:	802.11ax HE20 SU VLP	Duty Cycle (%):	-
Modulation Coding Scheme:	MCS2x2	DCCF (dB):	-
Antenna Configuration:	MIMO SDM	Peak Antenna Gain (dBi):	-
Active Port(s):	A+B (Core 0 + Core 1)	Active Chain(s):	0+1

Test Frequency (MHz)	26 dB Bandwidth (MHz)				Limit (MHz)
	A	B	C	D	
6115	21.180	21.300	-	-	320.0
6275	21.300	21.300	-	-	320.0
6415	21.300	21.300	-	-	320.0
6535	21.240	21.420	-	-	320.0
6695	21.420	21.180	-	-	320.0
6855	21.360	21.300	-	-	320.0

Table 81 - 26 dB Bandwidth Results

Test Frequency (MHz)	99% Bandwidth (MHz)				Limit (MHz)
	A	B	C	D	
6115	19.020	19.020	-	-	320.0
6275	18.960	19.020	-	-	320.0
6415	19.080	19.020	-	-	320.0
6535	19.020	19.020	-	-	320.0
6695	19.080	19.020	-	-	320.0
6855	19.080	19.020	-	-	320.0

Table 82 - 99% Bandwidth Results

Test Configuration			
Frequency Range:	5.925-6.425 GHz 6.525-6.875 GHz	Band:	U-NII-5 U-NII-7
Limit Clause(s):	15.407 (a) (11)	Test Method(s):	C63.10 6.9.3 C63.10 12.5.2
Additional Reference(s):	-		

DUT Configuration			
Mode:	802.11ax HE40 SU VLP	Duty Cycle (%):	-
Modulation Coding Scheme:	MCS2x2	DCCF (dB):	-
Antenna Configuration:	MIMO SDM	Peak Antenna Gain (dBi):	-
Active Port(s):	A+B (Core 0 + Core 1)	Active Chain(s):	0+1

Test Frequency (MHz)	26 dB Bandwidth (MHz)				Limit (MHz)
	A	B	C	D	
6125	42.120	42.000	-	-	320.0
6285	42.000	42.120	-	-	320.0
6405	42.000	42.000	-	-	320.0
6565	41.880	42.000	-	-	320.0
6685	41.760	42.120	-	-	320.0
6845	42.000	42.000	-	-	320.0

Table 83 - 26 dB Bandwidth Results

Test Frequency (MHz)	99% Bandwidth (MHz)				Limit (MHz)
	A	B	C	D	
6125	38.040	37.920	-	-	320.0
6285	37.920	37.920	-	-	320.0
6405	37.920	38.040	-	-	320.0
6565	37.920	38.040	-	-	320.0
6685	37.920	38.040	-	-	320.0
6845	37.920	37.920	-	-	320.0

Table 84 - 99% Bandwidth Results

Test Configuration			
Frequency Range:	5.925-6.425 GHz 6.525-6.875 GHz	Band:	U-NII-5 U-NII-7
Limit Clause(s):	15.407 (a) (11)	Test Method(s):	C63.10 6.9.3 C63.10 12.5.2
Additional Reference(s):	-		

DUT Configuration			
Mode:	802.11ax HE80 SU VLP	Duty Cycle (%):	-
Modulation Coding Scheme:	MCS2x2	DCCF (dB):	-
Antenna Configuration:	MIMO SDM	Peak Antenna Gain (dBi):	-
Active Port(s):	A+B (Core 0 + Core 1)	Active Chain(s):	0+1

Test Frequency (MHz)	26 dB Bandwidth (MHz)				Limit (MHz)
	A	B	C	D	
6145	82.500	82.940	-	-	320.0
6225	82.720	82.720	-	-	320.0
6385	82.500	82.940	-	-	320.0
6625	82.500	82.720	-	-	320.0
6705	82.500	82.940	-	-	320.0
6785	82.280	83.160	-	-	320.0

Table 85 - 26 dB Bandwidth Results

Test Frequency (MHz)	99% Bandwidth (MHz)				Limit (MHz)
	A	B	C	D	
6145	77.440	77.220	-	-	320.0
6225	77.220	77.220	-	-	320.0
6385	77.440	77.440	-	-	320.0
6625	77.220	77.440	-	-	320.0
6705	77.440	77.440	-	-	320.0
6785	77.220	77.220	-	-	320.0

Table 86 - 99% Bandwidth Results

Test Configuration			
Frequency Range:	5.925-6.425 GHz 6.525-6.875 GHz	Band:	U-NII-5 U-NII-7
Limit Clause(s):	15.407 (a) (11)	Test Method(s):	C63.10 6.9.3 C63.10 12.5.2
Additional Reference(s):	-		

DUT Configuration			
Mode:	802.11ax HE160 SU VLP	Duty Cycle (%):	-
Modulation Coding Scheme:	MCS2x2	DCCF (dB):	-
Antenna Configuration:	MIMO SDM	Peak Antenna Gain (dBi):	-
Active Port(s):	A+B (Core 0 + Core 1)	Active Chain(s):	0+1

Test Frequency (MHz)	26 dB Bandwidth (MHz)				Limit (MHz)
	A	B	C	D	
6185	166.320	166.320	-	-	320.0
6345	166.740	166.740	-	-	320.0
6665	167.160	166.320	-	-	320.0

Table 87 - 26 dB Bandwidth Results

Test Frequency (MHz)	99% Bandwidth (MHz)				Limit (MHz)
	A	B	C	D	
6185	156.240	156.660	-	-	320.0
6345	156.660	156.660	-	-	320.0
6665	156.240	156.660	-	-	320.0

Table 88 - 99% Bandwidth Results

TxBF

Protocol	26 dB Bandwidth (MHz)	
	Minimum	Maximum
802.11ax HE40 SU LPI	41.640	42.120
802.11ax HE80 SU LPI	81.400	83.380
802.11ax HE20 SU SP	21.180	21.480
802.11ax HE40 SU SP	41.760	44.880
802.11ax HE80 SU SP	82.280	83.160

Table 89 - 26 dB Bandwidth Summary Results - TxBF

Figure 153 - 802.11ax HE40 SU LPI Minimum 26 dB EBW

Figure 154 - 802.11ax HE40 SU LPI Maximum 26 dB EBW

Figure 155 - 802.11ax HE80 SU LPI Minimum 26 dB EBW

Figure 156 - 802.11ax HE80 SU LPI Maximum 26 dB EBW

Figure 157 - 802.11ax HE20 SU SP Minimum 26 dB EBW

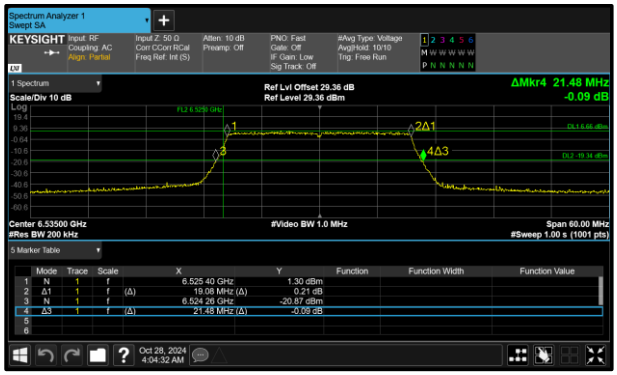

Figure 158 - 802.11ax HE20 SU SP Maximum 26 dB EBW

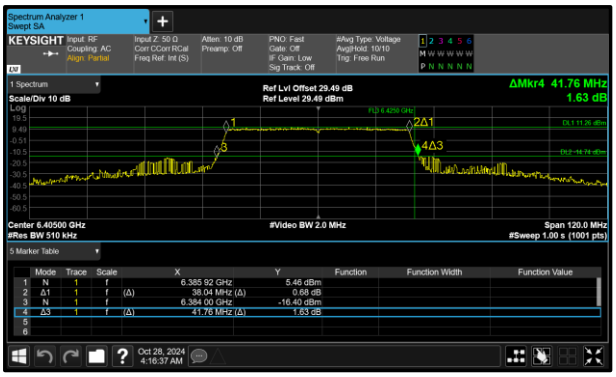

Figure 159 - 802.11ax HE40 SU SP Minimum 26 dB EBW

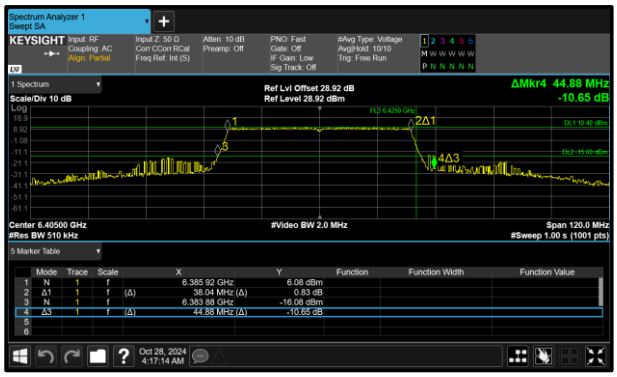

Figure 160 - 802.11ax HE40 SU SP Maximum 26 dB EBW

Figure 161 - 802.11ax HE80 SU SP Minimum 26 dB EBW

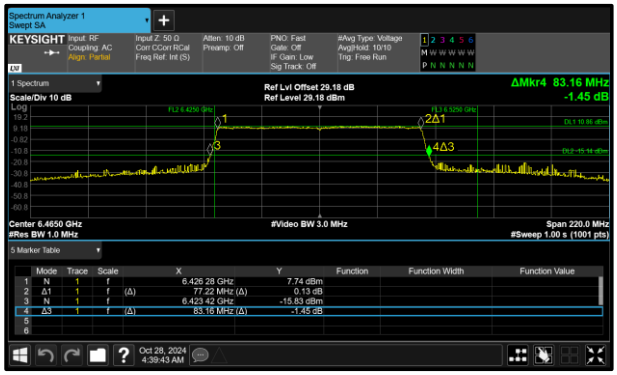

Figure 162 - 802.11ax HE80 SU SP Maximum 26 dB EBW

Protocol	99% Bandwidth (MHz)	
	Minimum	Maximum
802.11ax HE40 SU LPI	38.040	38.040
802.11ax HE80 SU LPI	77.220	77.440
802.11ax HE20 SU SP	18.960	19.080
802.11ax HE40 SU SP	38.040	38.040
802.11ax HE80 SU SP	77.000	77.440

Table 90 - 99% Bandwidth Summary Results - TxBF

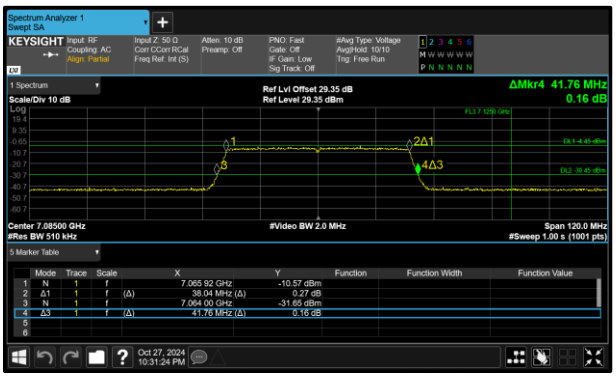

Figure 163 - 802.11ax HE40 SU LPI Minimum 99% OBW

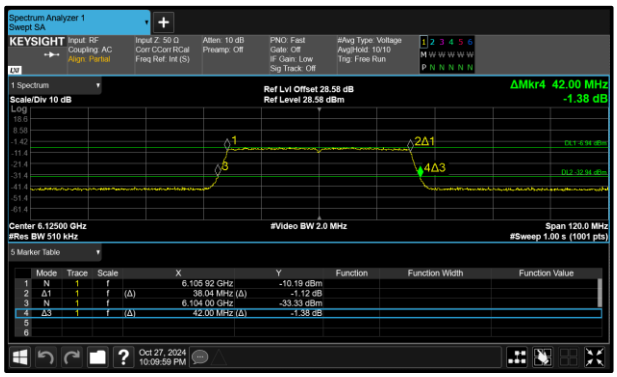

Figure 164 - 802.11ax HE40 SU LPI Maximum 99% OBW

Figure 165 - 802.11ax HE80 SU LPI Minimum 99% OBW

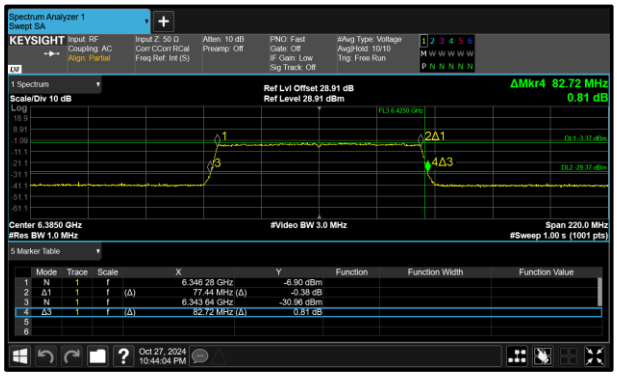

Figure 166 - 802.11ax HE80 SU LPI Maximum 99% OBW

Figure 167 - 802.11ax HE20 SU SP Minimum 99% OBW

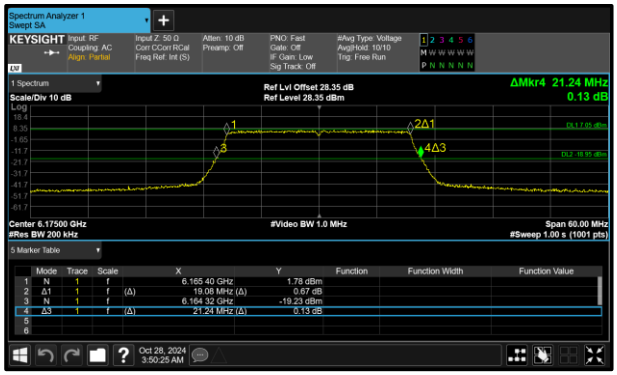

Figure 168 - 802.11ax HE20 SU SP Maximum 99% OBW

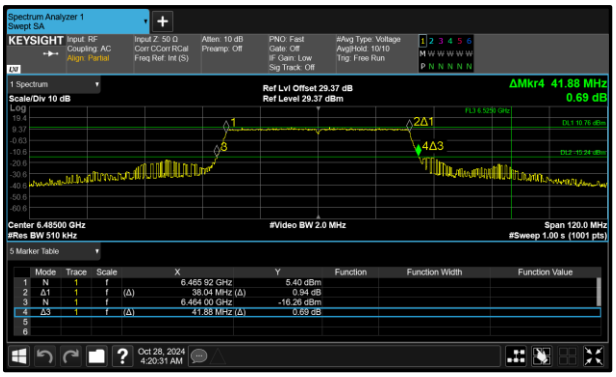

Figure 169 - 802.11ax HE40 SU SP Minimum 99% OBW

Figure 170 - 802.11ax HE40 SU SP Maximum 99% OBW

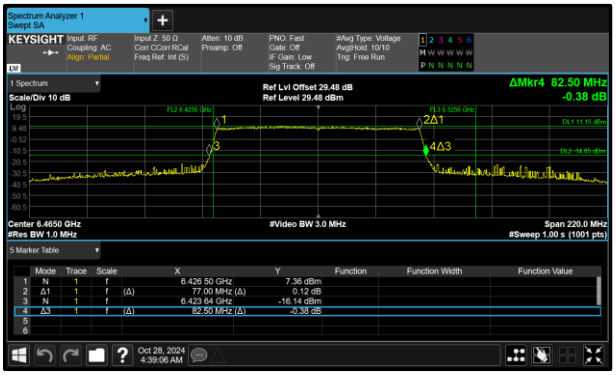

Figure 171 - 802.11ax HE80 SU SP Minimum 99% OBW

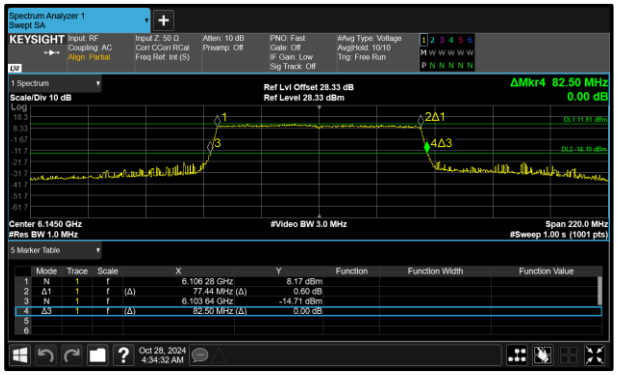

Figure 172 - 802.11ax HE80 SU SP Maximum 99% OBW

Test Configuration			
Frequency Range:	5.925-6.425 GHz 6.875-7.125 GHz	Band:	U-NII-5 U-NII-8
Limit Clause(s):	15.407 (a) (11) RSS-248 4.4	Test Method(s):	C63.10 6.9.3 C63.10 12.5.2
Additional Reference(s):	-		

DUT Configuration			
Mode:	802.11ax HE40 SU LPI	Duty Cycle (%):	-
Modulation Coding Scheme:	MCS2x1	DCCF (dB):	-
Antenna Configuration:	TxBF	Peak Antenna Gain (dBi):	-
Active Port(s):	A+B (Core 0 + Core 1)	Active Chain(s):	0+1

Test Frequency (MHz)	26 dB Bandwidth (MHz)				Limit (MHz)
	A	B	C	D	
6125	42.000	42.120	-	-	320.0
6165	42.120	41.880	-	-	320.0
6245	42.000	41.640	-	-	320.0
6925	42.000	42.000	-	-	320.0
7005	41.880	41.640	-	-	320.0
7085	41.760	41.880	-	-	320.0

Table 91 - 26 dB Bandwidth Results

Test Frequency (MHz)	99% Bandwidth (MHz)				Limit (MHz)
	A	B	C	D	
6125	38.040	38.040	-	-	320.0
6165	38.040	38.040	-	-	320.0
6245	38.040	38.040	-	-	320.0
6925	38.040	38.040	-	-	320.0
7005	38.040	38.040	-	-	320.0
7085	38.040	38.040	-	-	320.0

Table 92 - 99% Bandwidth Results

Test Configuration			
Frequency Range:	5.925-6.425 GHz 6.425-6.525 GHz 6.525-6.875 GHz 6.875-7.125 GHz	Band:	U-NII-5 U-NII-6 U-NII-7 U-NII-8
Limit Clause(s):	15.407 (a) (11) RSS-248 4.4	Test Method(s):	C63.10 6.9.3 C63.10 12.5.2
Additional Reference(s):	-		

DUT Configuration			
Mode:	802.11ax HE80 SU LPI	Duty Cycle (%):	-
Modulation Coding Scheme:	MCS2x1	DCCF (dB):	-
Antenna Configuration:	TxBF	Peak Antenna Gain (dBi):	-
Active Port(s):	A+B (Core 0 + Core 1)	Active Chain(s):	0+1

Test Frequency (MHz)	26 dB Bandwidth (MHz)				Limit (MHz)
	A	B	C	D	
5985	81.400	82.280	-	-	320.0
6145	82.500	82.720	-	-	320.0
6385	82.720	82.720	-	-	320.0
6465	82.500	82.720	-	-	320.0
6545	83.160	82.720	-	-	320.0
6625	83.380	82.940	-	-	320.0
6705	82.940	82.720	-	-	320.0
6785	82.500	82.940	-	-	320.0
6865	82.500	82.720	-	-	320.0
6945	82.720	82.720	-	-	320.0
7025	83.160	82.940	-	-	320.0

Table 93 - 26 dB Bandwidth Results

Test Frequency (MHz)	99% Bandwidth (MHz)				Limit (MHz)
	A	B	C	D	
5985	77.220	77.220	-	-	320.0
6145	77.220	77.220	-	-	320.0
6385	77.220	77.440	-	-	320.0
6465	77.440	77.440	-	-	320.0
6545	77.220	77.440	-	-	320.0
6625	77.440	77.440	-	-	320.0
6705	77.220	77.220	-	-	320.0
6785	77.220	77.220	-	-	320.0
6865	77.220	77.220	-	-	320.0
6945	77.220	77.220	-	-	320.0
7025	77.220	77.220	-	-	320.0

Table 94 - 99% Bandwidth Results

Test Configuration			
Frequency Range:	5.925-6.425 GHz 6.425-6.525 GHz 6.525-6.875 GHz	Band:	U-NII-5 U-NII-6 U-NII-7
Limit Clause(s):	15.407 (a) (11) RSS-248 4.4	Test Method(s):	C63.10 6.9.3 C63.10 12.5.2
Additional Reference(s):	-		

DUT Configuration			
Mode:	802.11ax HE20 SU SP	Duty Cycle (%):	-
Modulation Coding Scheme:	MCS2x1	DCCF (dB):	-
Antenna Configuration:	TxBF	Peak Antenna Gain (dBi):	-
Active Port(s):	A+B (Core 0 + Core 1)	Active Chain(s):	0+1

Test Frequency (MHz)	26 dB Bandwidth (MHz)				Limit (MHz)
	A	B	C	D	
5955	21.300	21.360	-	-	320.0
6175	21.420	21.240	-	-	320.0
6415	21.360	21.420	-	-	320.0
6435	21.360	21.180	-	-	320.0
6475	21.300	21.300	-	-	320.0
6515	21.300	21.240	-	-	320.0
6535	21.480	21.360	-	-	320.0
6695	21.360	21.300	-	-	320.0
6855	21.360	21.480	-	-	320.0

Table 95 - 26 dB Bandwidth Results

Test Frequency (MHz)	99% Bandwidth (MHz)				Limit (MHz)
	A	B	C	D	
5955	19.020	19.020	-	-	320.0
6175	19.020	19.080	-	-	320.0
6415	19.020	19.020	-	-	320.0
6435	19.020	18.960	-	-	320.0
6475	19.020	19.020	-	-	320.0
6515	19.020	19.020	-	-	320.0
6535	19.080	19.080	-	-	320.0
6695	19.020	19.020	-	-	320.0
6855	19.080	19.020	-	-	320.0

Table 96 - 99% Bandwidth Results

Test Configuration			
Frequency Range:	5.925-6.425 GHz 6.425-6.525 GHz 6.525-6.875 GHz	Band:	U-NII-5 U-NII-6 U-NII-7
Limit Clause(s):	15.407 (a) (11) RSS-248 4.4	Test Method(s):	C63.10 6.9.3 C63.10 12.5.2
Additional Reference(s):	-		

DUT Configuration			
Mode:	802.11ax HE40 SU SP	Duty Cycle (%):	-
Modulation Coding Scheme:	MCS2x1	DCCF (dB):	-
Antenna Configuration:	TxBF	Peak Antenna Gain (dBi):	-
Active Port(s):	A+B (Core 0 + Core 1)	Active Chain(s):	0+1

Test Frequency (MHz)	26 dB Bandwidth (MHz)				Limit (MHz)
	A	B	C	D	
5965	42.120	42.000	-	-	320.0
6165	42.120	42.120	-	-	320.0
6405	41.760	44.880	-	-	320.0
6445	42.000	44.880	-	-	320.0
6485	41.880	43.680	-	-	320.0
6525	42.000	42.120	-	-	320.0
6565	42.000	42.240	-	-	320.0
6685	42.120	41.880	-	-	320.0
6845	42.120	42.000	-	-	320.0

Table 97 - 26 dB Bandwidth Results

Test Frequency (MHz)	99% Bandwidth (MHz)				Limit (MHz)
	A	B	C	D	
5965	38.040	38.040	-	-	320.0
6165	38.040	38.040	-	-	320.0
6405	38.040	38.040	-	-	320.0
6445	38.040	38.040	-	-	320.0
6485	38.040	38.040	-	-	320.0
6525	38.040	38.040	-	-	320.0
6565	38.040	38.040	-	-	320.0
6685	38.040	38.040	-	-	320.0
6845	38.040	38.040	-	-	320.0

Table 98 - 99% Bandwidth Results

Test Configuration			
Frequency Range:	5.925-6.425 GHz 6.425-6.525 GHz 6.525-6.875 GHz	Band:	U-NII-5 U-NII-6 U-NII-7
Limit Clause(s):	15.407 (a) (11) RSS-248 4.4	Test Method(s):	C63.10 6.9.3 C63.10 12.5.2
Additional Reference(s):	-		

DUT Configuration			
Mode:	802.11ax HE80 SU SP	Duty Cycle (%):	-
Modulation Coding Scheme:	MCS2x1	DCCF (dB):	-
Antenna Configuration:	TxBF	Peak Antenna Gain (dBi):	-
Active Port(s):	A+B (Core 0 + Core 1)	Active Chain(s):	0+1

Test Frequency (MHz)	26 dB Bandwidth (MHz)				Limit (MHz)
	A	B	C	D	
5985	82.720	82.720	-	-	320.0
6145	82.500	82.500	-	-	320.0
6385	82.500	82.500	-	-	320.0
6465	82.500	83.160	-	-	320.0
6545	82.720	82.720	-	-	320.0
6625	82.940	82.280	-	-	320.0
6705	82.720	82.500	-	-	320.0
6785	82.720	82.720	-	-	320.0

Table 99 - 26 dB Bandwidth Results

Test Frequency (MHz)	99% Bandwidth (MHz)				Limit (MHz)
	A	B	C	D	
5985	77.220	77.220	-	-	320.0
6145	77.220	77.440	-	-	320.0
6385	77.220	77.220	-	-	320.0
6465	77.000	77.220	-	-	320.0
6545	77.220	77.220	-	-	320.0
6625	77.220	77.220	-	-	320.0
6705	77.220	77.220	-	-	320.0
6785	77.220	77.220	-	-	320.0

Table 100 - 99% Bandwidth Results

FCC Part 15E, Limit Clause 15.407 (a)(11)

The maximum transmitter channel bandwidth for U–NII devices in the 5.925–7.125 GHz band is 320 megahertz.

ISED RSS-248, Limit Clause 4.4

The occupied bandwidth shall not exceed 320 MHz.

2.1.7 Test Location and Test Equipment Used

This test was carried out in RF Chamber 18 and RF Laboratory 14.

Instrument	Manufacturer	Type No.	TE No.	Calibration Period (months)	Calibration Expiry Date
Hygrometer	Rotronic	I-1000	3068	12	07-Nov-2024*
Hygrometer	Rotronic	I-1000	3068	12	19-Nov-2025*
AC Programmable Power Supply	iTech	IT7324	5225	-	O/P Mon
MXA Signal Analyser	Keysight Technologies	N9020B	5529	24	13-Dec-2024
Digital Multimeter	Fluke	115	6145	12	06-Jun-2025
MXA Signal Analyser	Keysight Technologies	N9020B	6417	24	26-Feb-2025
MXA Signal Analyser	Keysight Technologies	N9020B	6419	24	28-Feb-2025
Signal Conditioning Unit	TUV SUD	SPECTRUM_SCU001	6426	12	07-Feb-2025
Signal Conditioning Unit	TUV SUD	SPECTRUM_SCU001	6517	12	22-Feb-2025
Signal Conditioning Unit	TUV SUD	SPECTRUM_SCU001	6518	12	16-Feb-2025
SCU Cable Assembly	TUV SUD	SPECTRUM_SCU_CA	6526	12	22-Feb-2025
SCU Cable Assembly	TUV SUD	SPECTRUM_SCU_CA	6527	12	05-Mar-2025
SCU Cable Assembly	TUV SUD	SPECTRUM_SCU_CA	6529	12	16-Feb-2025
SCU Cable Assembly	TUV SUD	SPECTRUM_SCU_CA	6530	12	16-Feb-2025
AC Programmable Power Supply	iTech	IT7324	6662	-	O/P Mon
AC Programmable Power Supply	iTech	IT7324	6665	-	O/P Mon
SCU Cable Assembly	TUV SUD	SPECTRUM_SCU_CA	6752	12	06-Feb-2025
SCU Cable Assembly	TUV SUD	SPECTRUM_SCU_CA	6753	12	06-Feb-2025
Handheld Hygrometer	Fluke	971	6838	12	27-Aug-2025

Table 101

O/P Mon - Output Monitored using calibrated equipment

*NOTE: Only used within calibration period.

2.2 Dual Client Test

2.2.1 Specification Reference

FCC 47 CFR Part 15E, Clause 15.407(a)
ISED RSS-248, Clause 4.5
ISED RSS-GEN, Clause 6.12

2.2.2 Equipment Under Test and Modification State

A3240, S/N: KF2C62T3JJ - Modification State 0

2.2.3 Date of Test

03-October-2024 and 25-February-2025

2.2.4 Test Method

The test procedure was performed in accordance with KDB 987594 D02 section K to verify when connected to Low Power AP and Standard Power AP, the client device selected the appropriate power and section L to verify that the EUT is transmitting at a power level at least 6 dB below the level of the standard power access point it is connected to.

The EUT and both APs were configured to operate in SISO mode on channel 37 (6135 MHz), HE20, MCS0x1. The client's output power was measured in accordance with ANSI C63.10 method SA-2. This duty cycle corrected conducted level then had the antenna gain added to give EIRP.

2.2.5 Test Setup Diagram

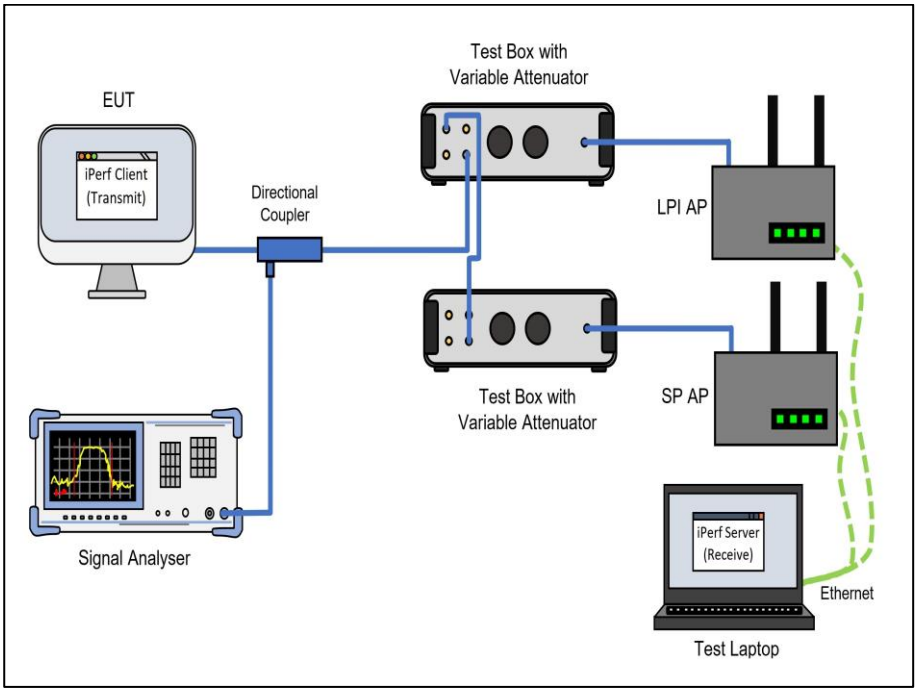

Figure 173 - Test Equipment Setup Diagram

2.2.6 Environmental Conditions

Ambient Temperature	21.5 °C
Relative Humidity	39.6 %

2.2.7 Test Results

6 GHz WLAN

Parameter	Result (dBm)
Client EIRP Output Power when associated with Std Power AP (dBm)	15.23
Client EIRP Output Power when associated with Low Power AP (dBm)	6.34

Table 102 - Power Adjustment based on Associated AP

Client Device Power Setting	Std Power AP Power Setting (dBm)	Client Device Power (dBm)	Δ power (dB) Std Power AP to Client	Verdict
Highest	36.0	15.23	17.53	Pass
Mid-Point	18.0	8.75	9.25	Pass
Lowest	1.0	-8.79	9.79	Pass

Table 103 - Client Device Connected to Std Power AP

FCC 47 CFR Part 15.407(a)(7) and (a)(8) / ISED RSS-248, Limit Clause 4.5.3(b), 4.5.5(b) & 4.5.5(c)

The EIRP of the client device when associated with a standard power access point shall not exceed 30 dBm.

The EIRP of the client device when associated with a low power access point shall not exceed 24 dBm.

The maximum power limits shall remain at least 6 dB below the power levels authorized for the associated standard-power access point.

2.2.8 Test Location and Test Equipment Used

This test was carried out in Shielded Laboratory 1.

Instrument	Manufacturer	Type No.	TE No.	Calibration Period (months)	Calibration Expiry Date
EXA Signal Analyser	Keysight Technologies	N9010B	4968	24	29-Jan-2026
3.5 mm 2m Cable	Junkosha	MWX221-02000DMS	5429	12	16-May-2025
Directional Coupler 2-8GHz	RF-Lambda	RFDC2G8G10	5765	-	O/P Mon
3.5mm Cable (1m)	Junkosha	MWX221/B	5837	12	29-Jul-2025
WiFi 6E Tri-Band Gaming Router	Asus	GT-AXE110000	5926	-	TU
Cable (K Type 2m)	Junkosha	MWX241-02000KMSKMS/B	5936	12	23-May-2025
Cable (K Type 2m)	Junkosha	MWX241-02000KMSKMS/B	5938	12	23-May-2025
Thermohygrometer	R.S Components	1364	6352	12	13-Jun-2025
Test Coupling Network	TUV SUD	TUV_RxTest_001	6387	12	06-Sep-2025
Test Coupling Network	TUV SUD	TUV_RxTest_001	6441	12	30-Apr-2025

Table 104

TU - Traceability Unscheduled
O/P Mon - Output Monitored using calibrated equipment

NOTE: In addition to the above equipment, the test equipment recorded below, which was provided by the customer, was also used for this test.

2.2.9 Customer Supplied Support Equipment

Instrument	Manufacturer	Type No.	TE No.	Calibration Period (months)	Calibration Expiry Date
Standard Power AP (BCM94916REF2)	BROADCOM	3A2702TG00088	N/A	-	TU

Table 105

2.3 Maximum Conducted Output Power

2.3.1 Specification Reference

FCC 47 CFR Part 15E, Clause 15.407 (a)
ISED RSS-248, Clause 4.5
ISED RSS-GEN, Clause 6.12

2.3.2 Equipment Under Test and Modification State

A3240, S/N: CR2LTQRPHQ - Modification State 0
A3240, S/N: GVGH0F77DG - Modification State 0
A3240, S/N: HM4K2KMHW3 - Modification State 0

2.3.3 Date of Test

27-October-2024 to 09-December-2024

2.3.4 Test Method

This test was performed in accordance with KDB 789033 clause E.3b
(gated RF average power meter).

MIMO output port summing was performed in accordance with KDB 662911 D01.

The EUT has equal conducted powers on all ports for each mode of operation, but unequal antenna gains.

SISO mode was tested on the port with the highest antenna gain which would result in the highest EIRP output power.

For the CDD results the directional gain was calculated using clause F)2)f)(ii) required for CDD with unequal antenna gains with equal transmit powers. The first F)2)f)ii) option was taken to calculate using the equation from clause F)2)f)(i) for equal antenna gains, but using the highest individual gain. Since the EUT is an 802.11 device with $N_{ANTS} < 4$, this resulted in a total directional gain of the highest individual antenna gain plus an array gain of zero. This resulted in the formula reducing to:

CDD Directional Gain = Highest of the two individual gains

Note this is different to the PSD CDD directional gain calculation, since the unintentional beamforming produced by CDD operation is a narrowband effect that averages out over a wideband signal.

SDM uses 2 uncorrelated spatial streams. For SDM modes Directional Gain was hence calculated in accordance with clause F)2)d)(ii) for completely uncorrelated signals with unequal antenna gains and equal transmit powers. The formula therefore reduced to:

$$\text{SDM Directional Gain} = 10*\log((10^{(G_1/10)} + 10^{(G_2/10)})/2)$$

TxBF uses 1 spatial stream over 2 transmit cores. Therefore the signal was correlated and the gain was calculated in accordance with clause F)2)d)(i) for correlated signals with unequal antenna gains and equal transmit powers. The formula reduces to:

$$\text{TxBF Directional Gain} = 10*\log((10^{(G_1/20)} + 10^{(G_2/20)})^2/2)$$

These result in the following gain calculations for output power: