TUV SUD Digitally signed by TUV SUD Date: 2025.03.03 10:53:43 Z

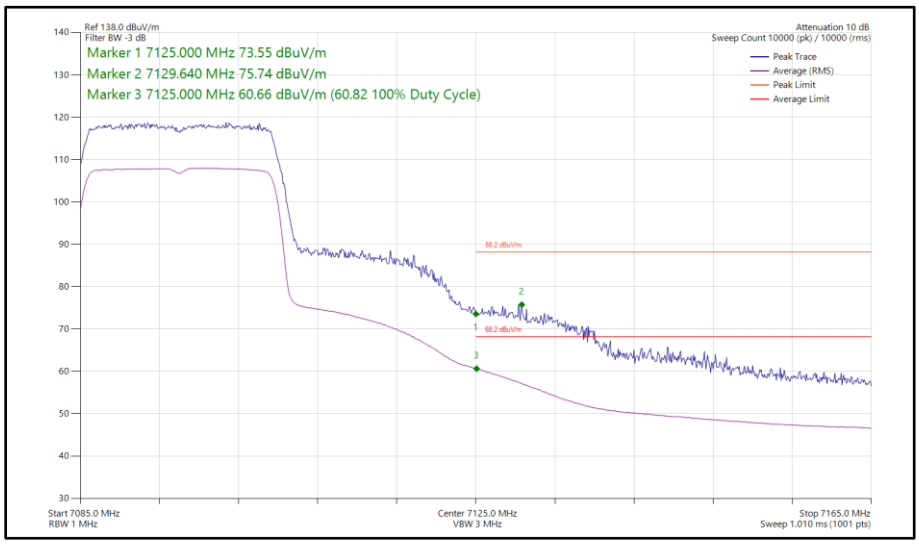

Figure 186 - 802.11ax HE20, SU, SISO, Core 1 - 7095 MHz Band Edge Frequency 7125 MHz

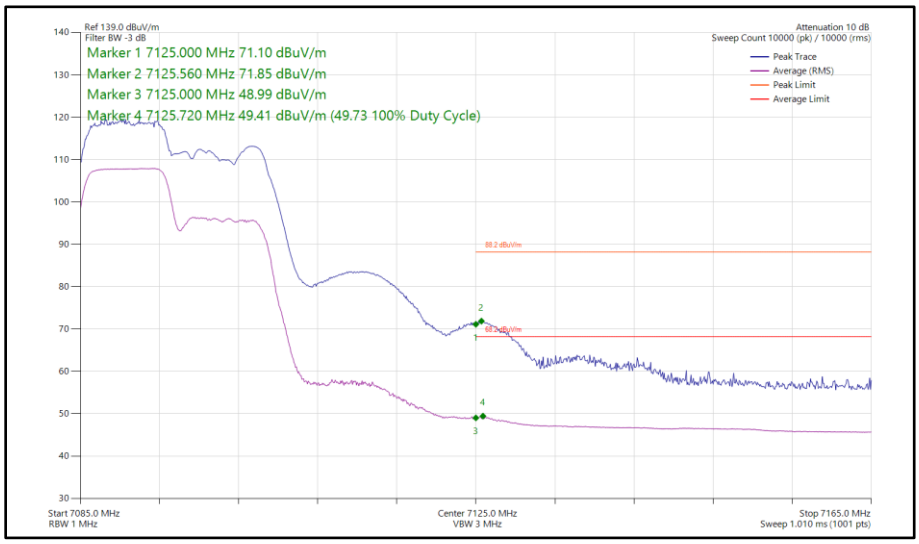

Figure 187 - 802.11ax HE20, RU 106-53, SISO, Core 1 - 7095 MHz Band Edge Frequency 7125 MHz

20 MHz Bandwidth - Core 0 - Core 1 (CDD)

Mode	Data Rate/ MCS	Resource Size	Resource Index	TX Frequency (MHz)	Band Edge Frequency (MHz)	Peak Level (dBµV/m)	Average Level (dBµV/m)
802.11ax HE20	MCS 4x1	SU	-	5955	5925	83.14	64.41
802.11ax HE20	MCS 11x1	106	54	5955	5925	74.48	51.69
802.11ax HE20	MCS 2x1	SU	-	7095	7125	76.94	63.13
802.11ax HE20	MCS 11x1	106	53	7095	7125	75.50	52.30

Table 234 - CDD Authorised Band Edge Results

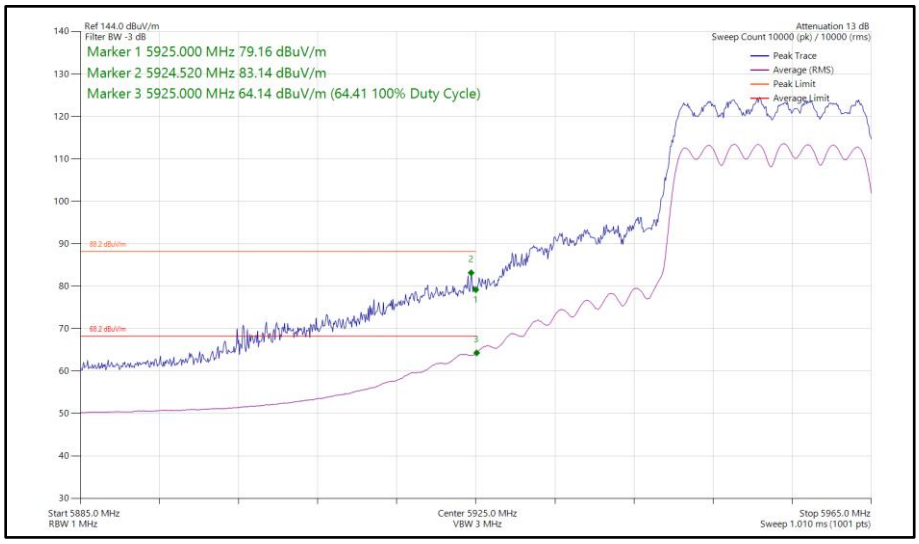

Figure 188 - 802.11ax HE20, SU, CDD, Core 0 - Core 1 - 5955 MHz Band Edge Frequency 5925 MHz

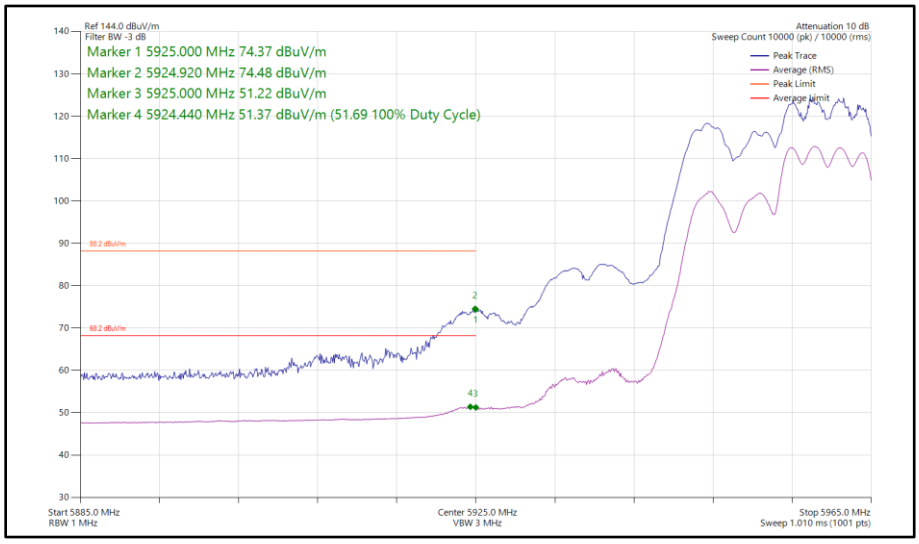

Figure 189 - 802.11ax HE20, RU 106-54, CDD, Core 0 - Core 1 - 5955 MHz Band Edge Frequency 5925 MHz

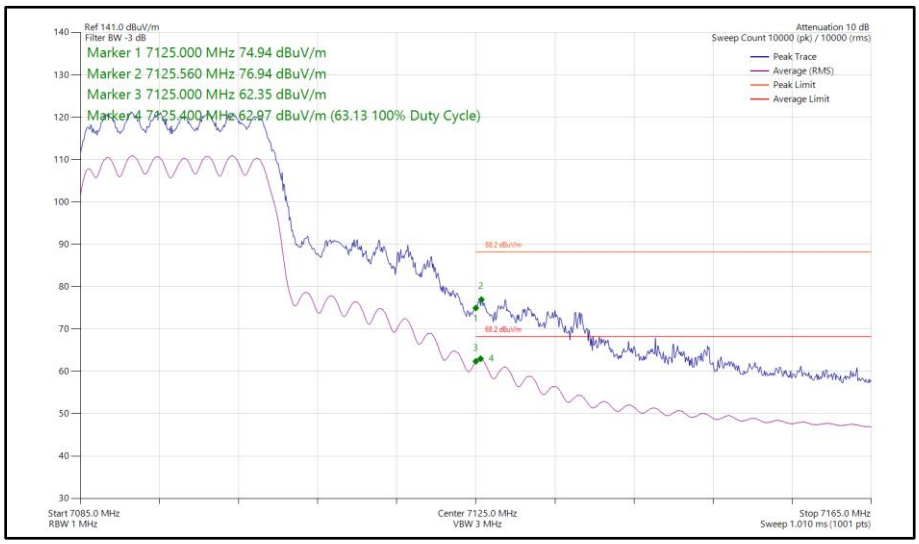

Figure 190 - 802.11ax HE20, SU, CDD, Core 0 - Core 1 - 7095 MHz Band Edge Frequency 7125 MHz

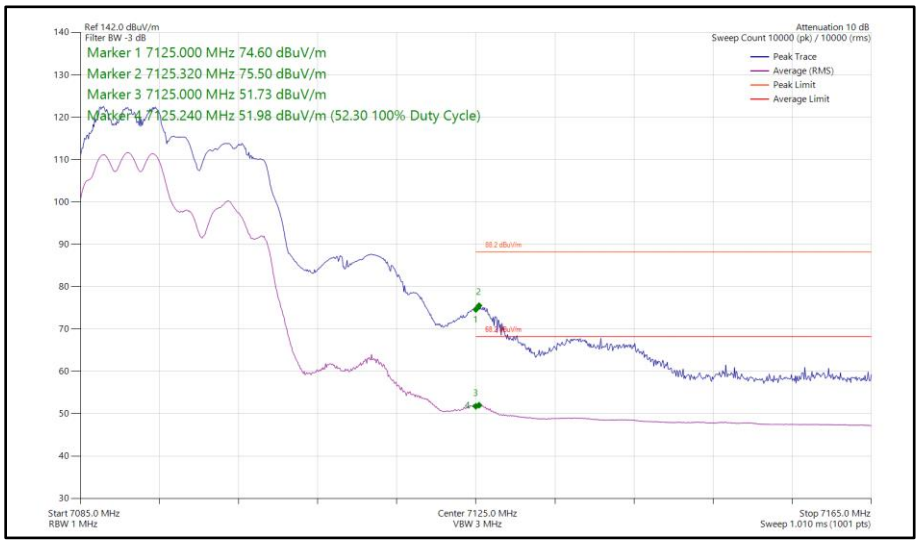

Figure 191 - 802.11ax HE20, RU 106-53, CDD, Core 0 - Core 1 - 7095 MHz Band Edge Frequency 7125 MHz

20 MHz Bandwidth - Core 0 - Core 1 (SDM)

Mode	Data Rate/ MCS	Resource Size	Resource Index	TX Frequency (MHz)	Band Edge Frequency (MHz)	Peak Level (dBµV/m)	Average Level (dBµV/m)
802.11ax HE20	MCS 4x2	SU	-	5955	5925	78.37	63.29
802.11ax HE20	MCS 11x2	106	54	5955	5925	72.92	49.96
802.11ax HE20	MCS 2x2	SU	-	7095	7125	76.53	62.18
802.11ax HE20	MCS 11x2	106	53	7095	7125	74.64	52.05

Table 235 - SDM Authorised Band Edge Results

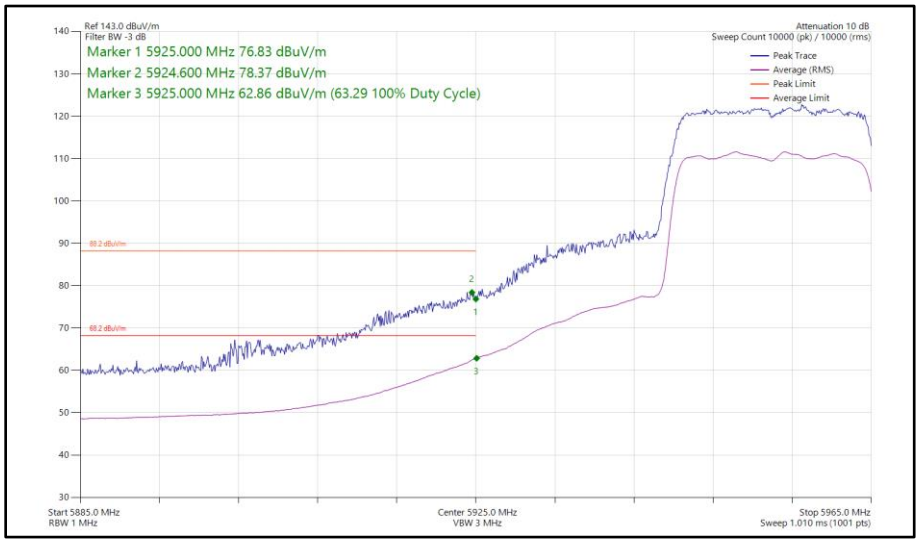

Figure 192 - 802.11ax HE20, SU, SDM, Core 0 - Core 1 - 5955 MHz Band Edge Frequency 5925 MHz

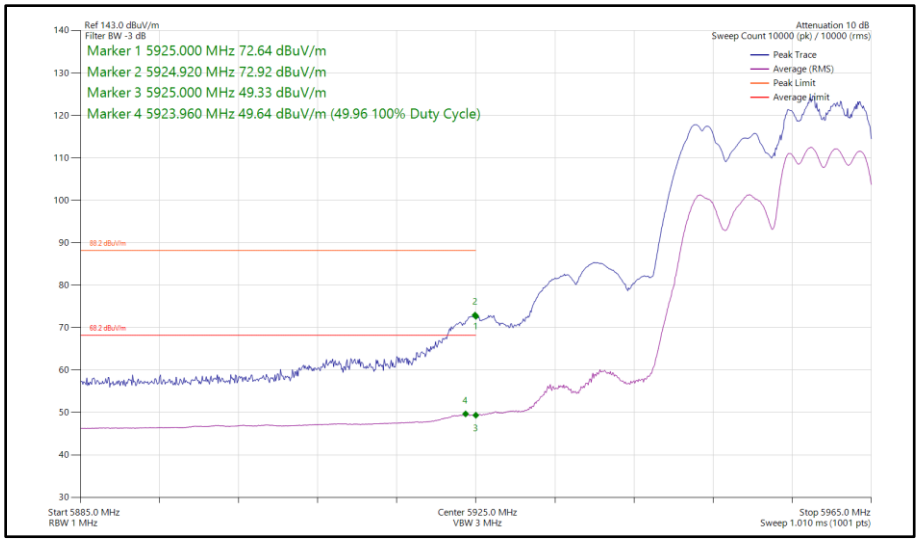

Figure 193 - 802.11ax HE20, RU 106-54, SDM, Core 0 - Core 1 - 5955 MHz Band Edge Frequency 5925 MHz

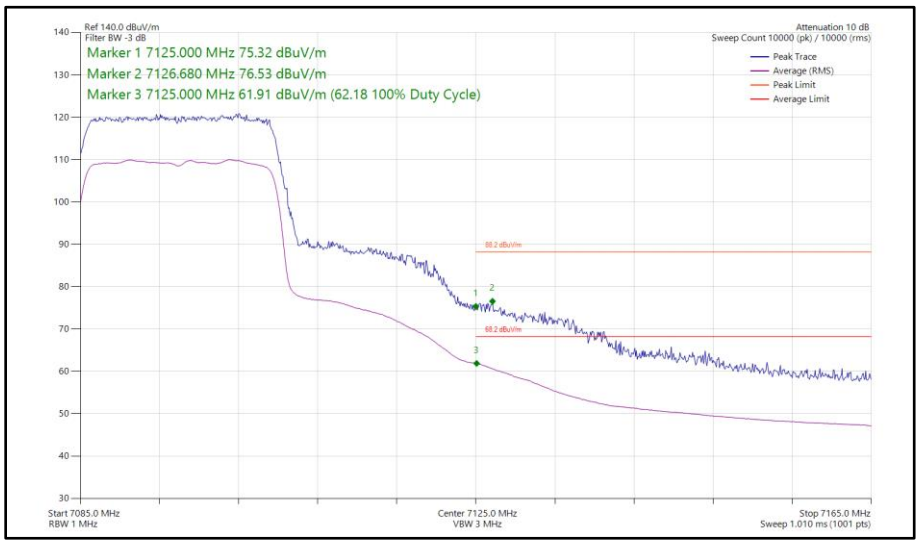

Figure 194 - 802.11ax HE20, SU, SDM, Core 0 - Core 1 - 7095 MHz Band Edge Frequency 7125 MHz

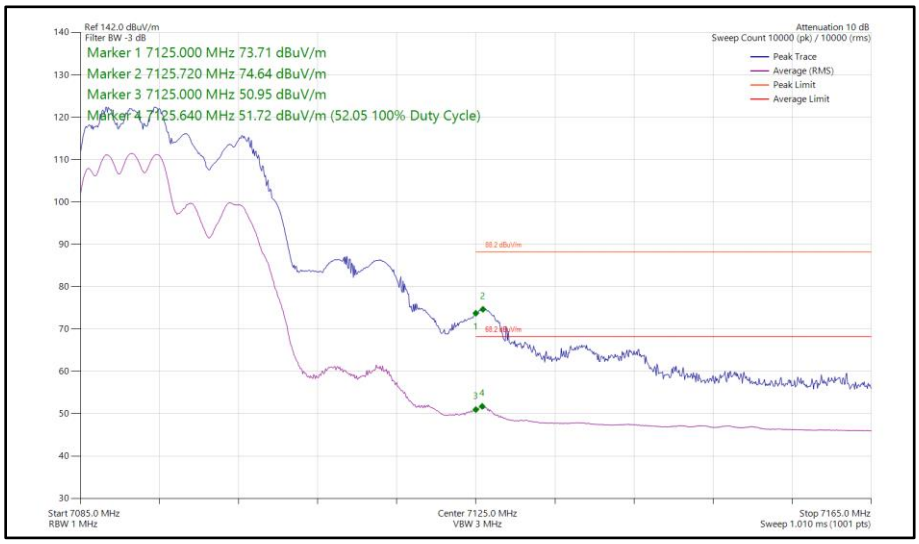

Figure 195 - 802.11ax HE20, RU 106-53, SDM, Core 0 - Core 1 - 7095 MHz Band Edge Frequency 7125 MHz

40 MHz Bandwidth - Core 0 (SISO)

Mode	Data Rate/ MCS	Resource Size	Resource Index	TX Frequency (MHz)	Band Edge Frequency (MHz)	Peak Level (dBµV/m)	Average Level (dBµV/m)
802.11ax HE40	MCS 4x1	SU	-	5965	5925	82.59	65.56
802.11ax HE40	MCS 11x1	106	56	5965	5925	61.23	47.42
802.11ax HE40	MCS 4x1	SU	-	7085	7125	81.81	65.07
802.11ax HE40	MCS 11x1	26	0	7085	7125	71.35	49.36

Table 236 - SISO Authorised Band Edge Results

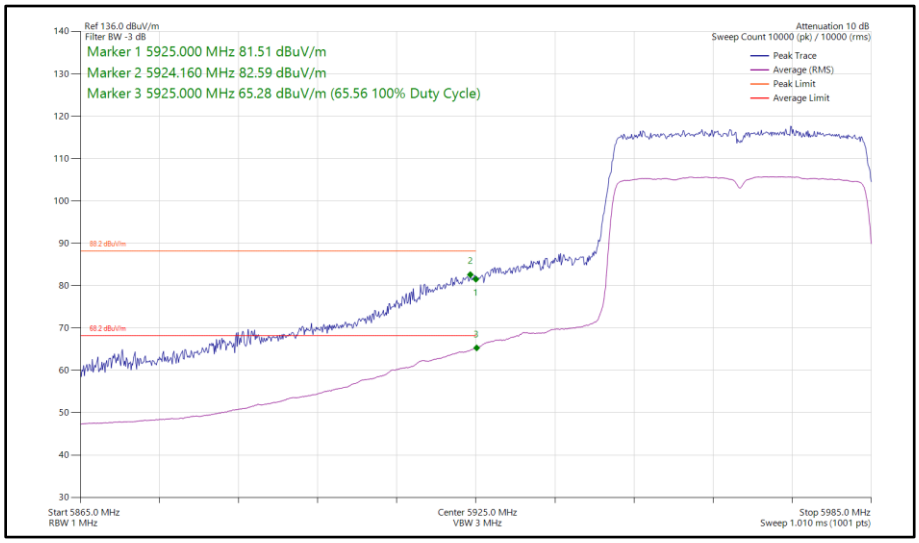

Figure 196 - 802.11ax HE40, SU, SISO, Core 0 - 5965 MHz Band Edge Frequency 5925 MHz

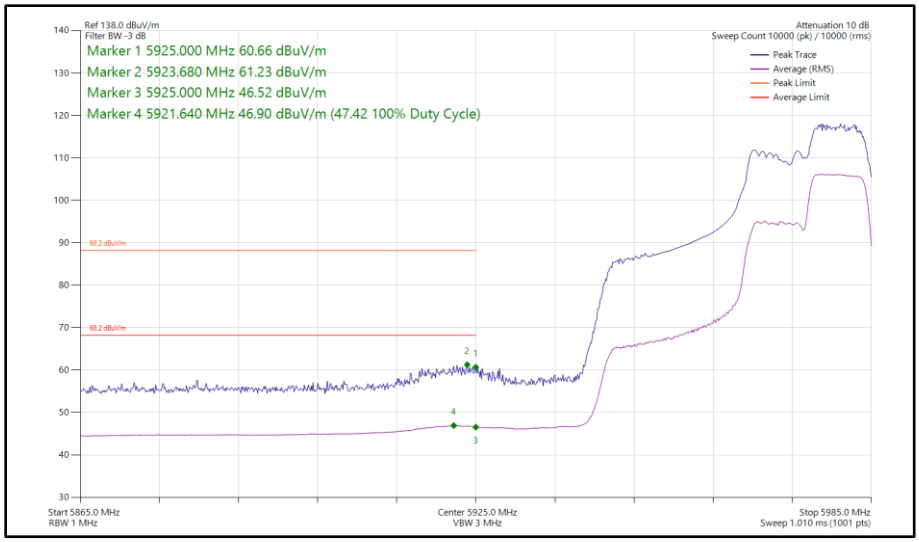

Figure 197 - 802.11ax HE40, RU 106-56, SISO, Core 0 - 5965 MHz Band Edge Frequency 5925 MHz

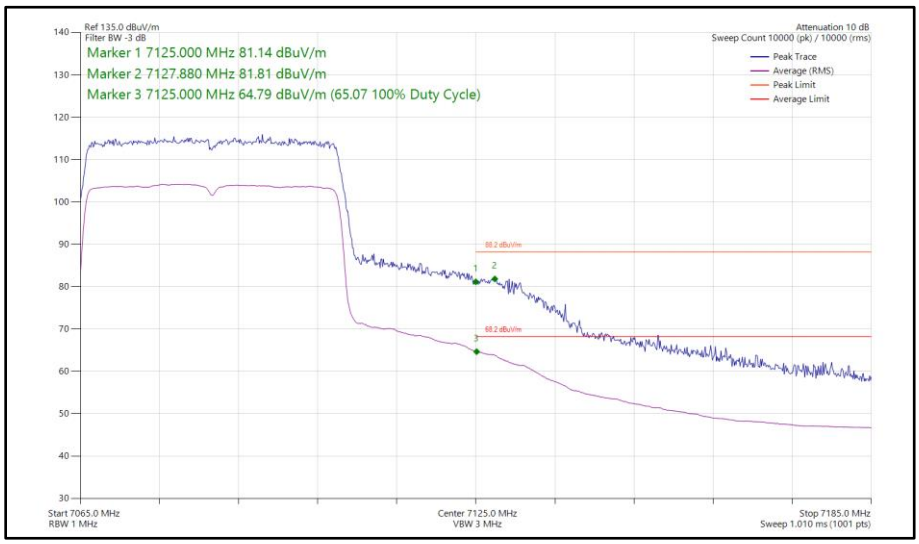

Figure 198 - 802.11ax HE40, SU, SISO, Core 0 - 7085 MHz Band Edge Frequency 7125 MHz

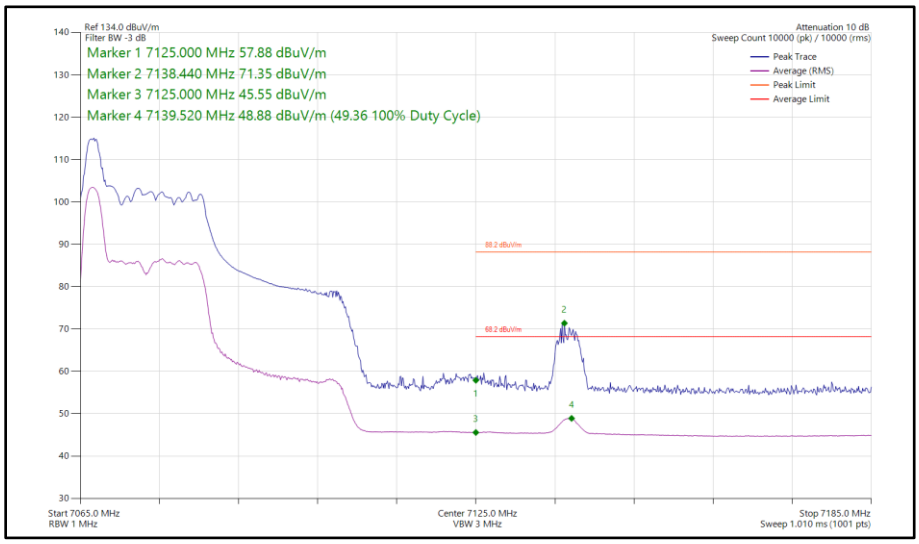

Figure 199 - 802.11ax HE40, RU 26-0, SISO, Core 0 - 7085 MHz Band Edge Frequency 7125 MHz

40 MHz Bandwidth - Core 1 (SISO)

Mode	Data Rate/ MCS	Resource Size	Resource Index	TX Frequency (MHz)	Band Edge Frequency (MHz)	Peak Level (dBµV/m)	Average Level (dBµV/m)
802.11ax HE40	MCS 11x1	SU	-	5965	5925	83.26	65.48
802.11ax HE40	MCS 11x1	106	56	5965	5925	59.76	46.21
802.11ax HE40	MCS 4x1	SU	-	7085	7125	82.49	65.53
802.11ax HE40	MCS 11x1	26	0	7085	7125	73.95	50.90

Table 237 - SISO Authorised Band Edge Results

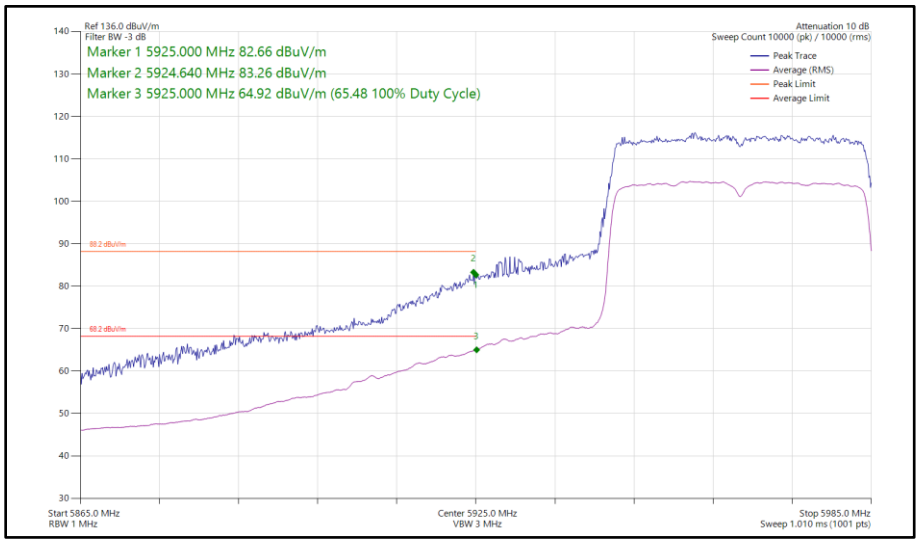

Figure 200 - 802.11ax HE40, SU, SISO, Core 1 - 5965 MHz Band Edge Frequency 5925 MHz

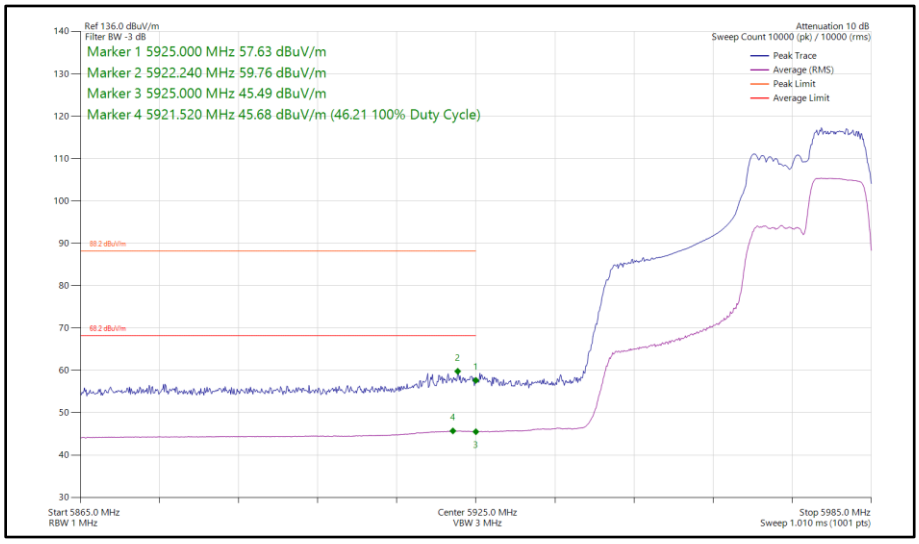

Figure 201 - 802.11ax HE40, RU 106-56, SISO, Core 1 - 5965 MHz Band Edge Frequency 5925 MHz

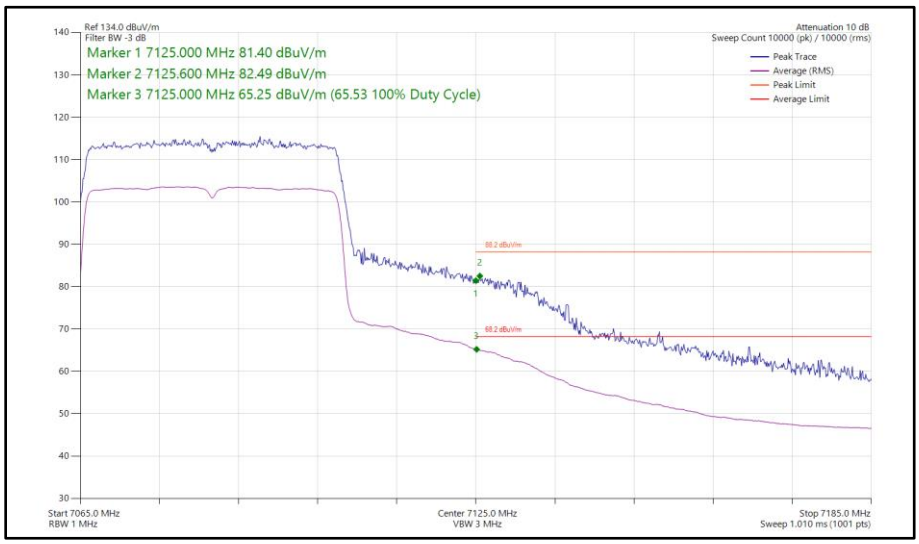

Figure 202 - 802.11ax HE40, SU, SISO, Core 1 - 7085 MHz Band Edge Frequency 7125 MHz

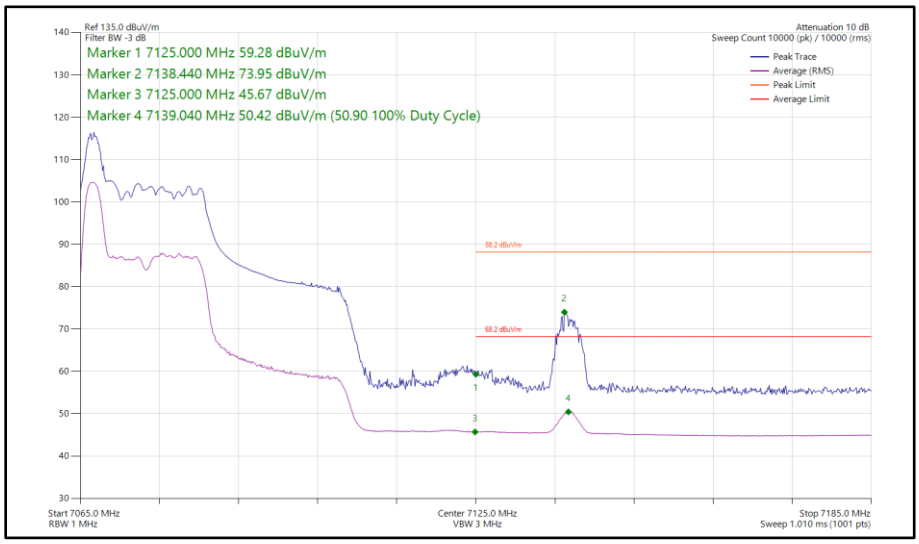

Figure 203 - 802.11ax HE40, RU 26-0, SISO, Core 1 - 7085 MHz Band Edge Frequency 7125 MHz

40 MHz Bandwidth - Core 0 - Core 1 (CDD)

Mode	Data Rate/ MCS	Resource Size	Resource Index	TX Frequency (MHz)	Band Edge Frequency (MHz)	Peak Level (dBµV/m)	Average Level (dBµV/m)
802.11ax HE40	MCS 2x1	SU	-	5965	5925	79.75	65.50
802.11ax HE40	MCS 11x1	106	56	5965	5925	61.89	48.87
802.11ax HE40	MCS 11x1	SU	-	7085	7125	83.31	63.11
802.11ax HE40	MCS 11x1	26	0	7085	7125	74.93	52.01

Table 238 - CDD Authorised Band Edge Results

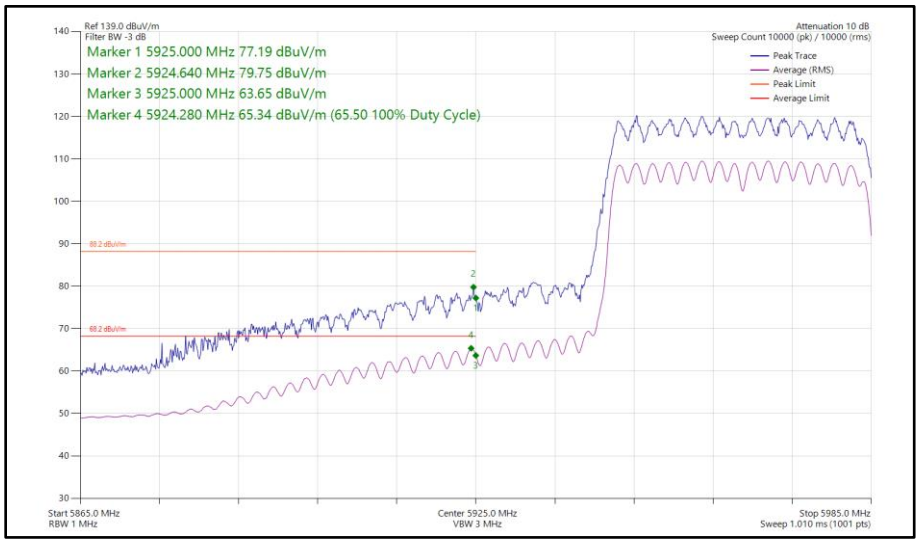

Figure 204 - 802.11ax HE40, SU, CDD, Core 0 - Core 1 - 5965 MHz Band Edge Frequency 5925 MHz

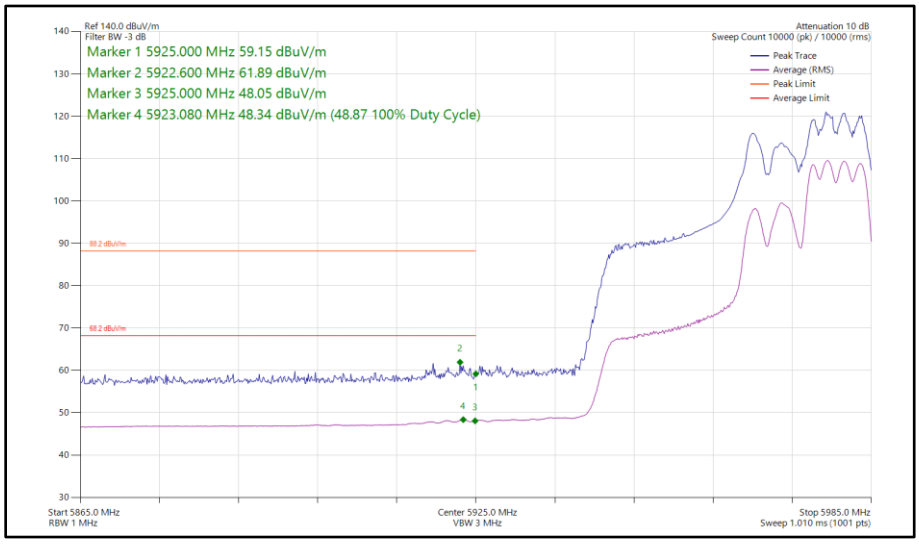

Figure 205 - 802.11ax HE40, RU 106-56, CDD, Core 0 - Core 1 - 5965 MHz Band Edge Frequency 5925 MHz

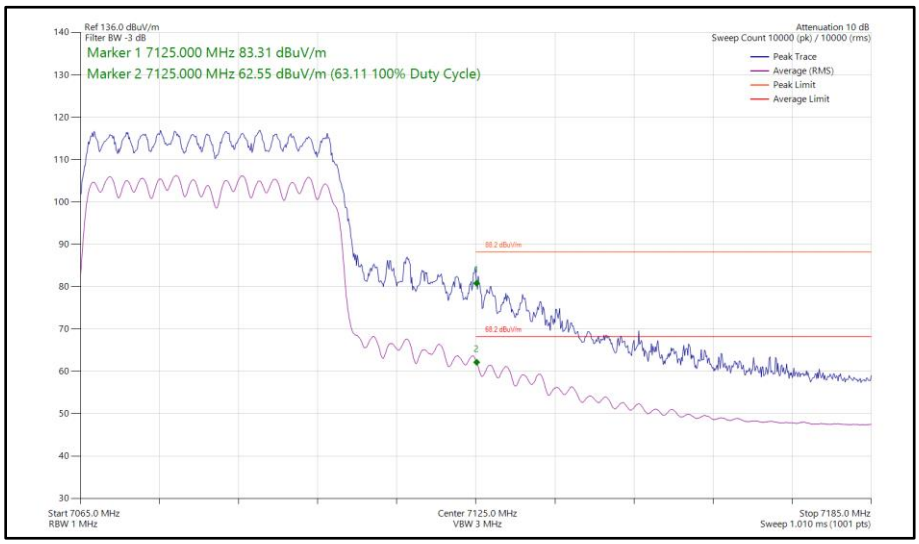

Figure 206 - 802.11ax HE40, SU, CDD, Core 0 - Core 1 - 7085 MHz Band Edge Frequency 7125 MHz

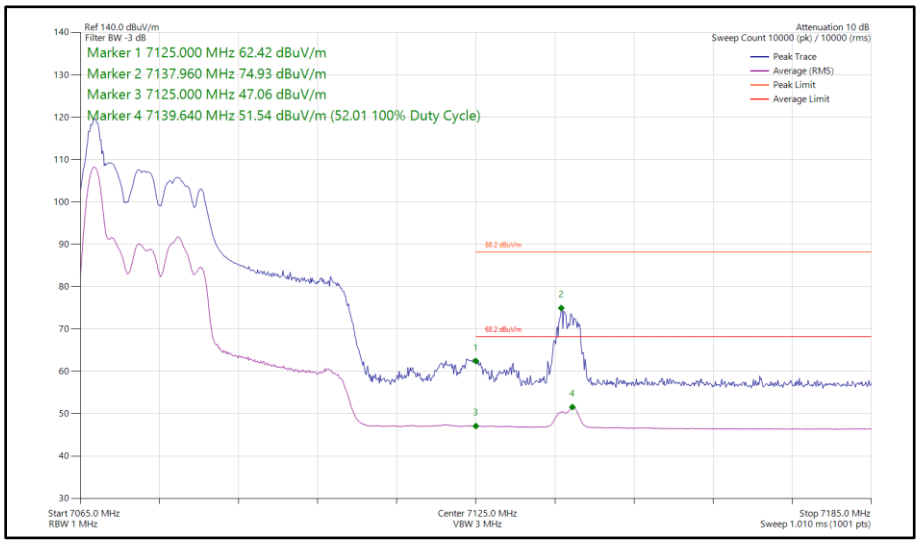

Figure 207 - 802.11ax HE40, RU 26-0, CDD, Core 0 - Core 1 - 7085 MHz Band Edge Frequency 7125 MHz

40 MHz Bandwidth - Core 0 - Core 1 (SDM)

Mode	Data Rate/ MCS	Resource Size	Resource Index	TX Frequency (MHz)	Band Edge Frequency (MHz)	Peak Level (dBµV/m)	Average Level (dBµV/m)
802.11ax HE40	MCS 2x2	SU	-	5965	5925	79.85	65.10
802.11ax HE40	MCS 11x2	106	56	5965	5925	62.51	48.98
802.11ax HE40	MCS 2x2	SU	-	7085	7125	78.95	65.03
802.11ax HE40	MCS 11x2	26	0	7085	7125	74.70	51.52

Table 239 - SDM Authorised Band Edge Results

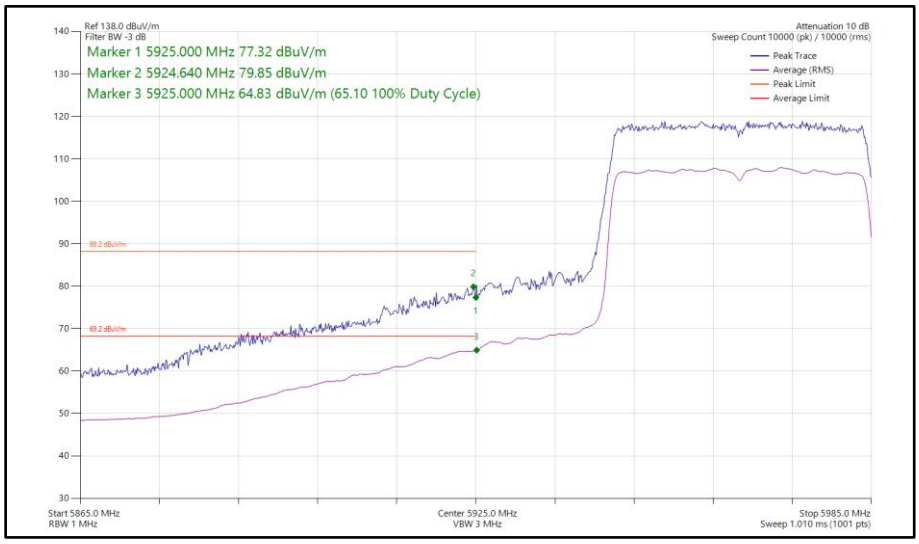

Figure 208 - 802.11ax HE40, SU, SDM, Core 0 - Core 1 - 5965 MHz Band Edge Frequency 5925 MHz

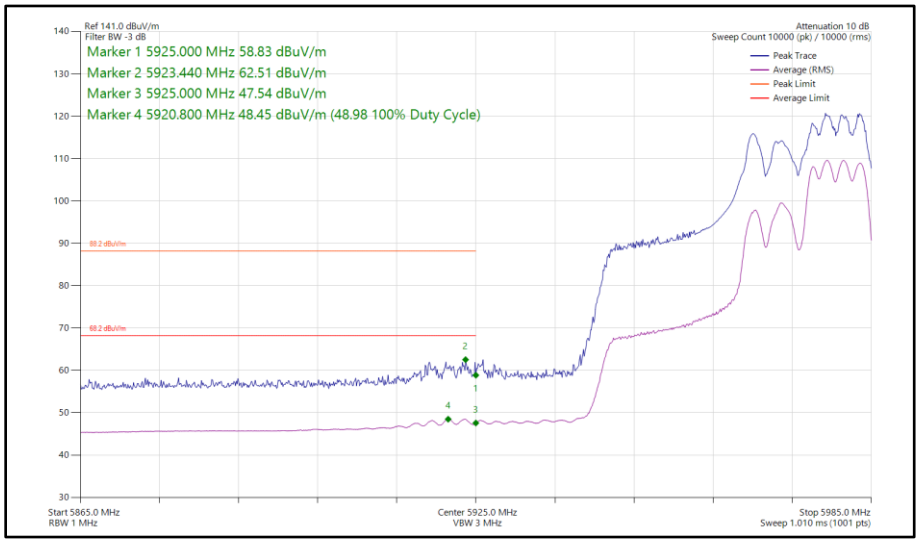

Figure 209 - 802.11ax HE40, RU 106-56, SDM, Core 0 - Core 1 - 5965 MHz Band Edge Frequency 5925 MHz

Figure 210 - 802.11ax HE40, SU, SDM, Core 0 - Core 1 - 7085 MHz Band Edge Frequency 7125 MHz

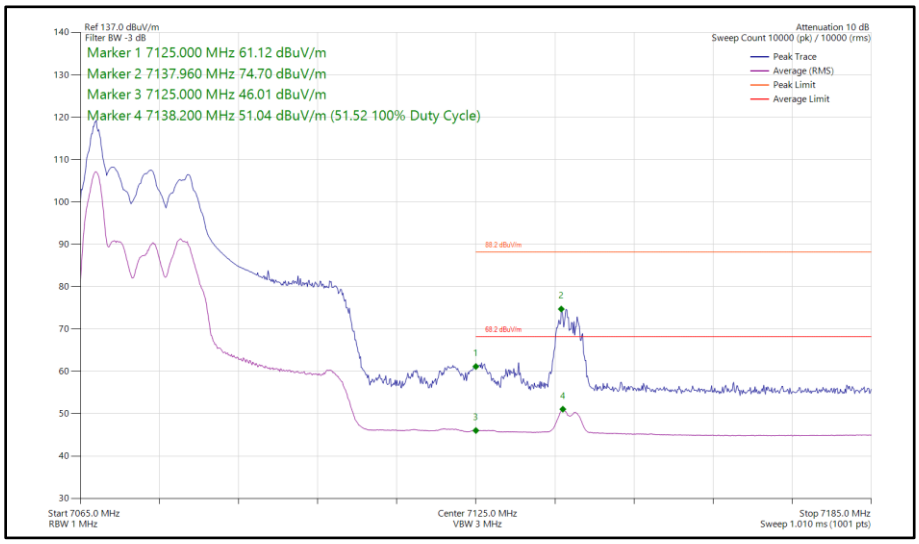

Figure 211 - 802.11ax HE40, RU 26-0, SDM, Core 0 - Core 1 - 7085 MHz Band Edge Frequency 7125 MHz

40 MHz Bandwidth - Core 0 - Core 1 (TxBF)

Mode	Data Rate/ MCS	Resource Size	Resource Index	TX Frequency (MHz)	Band Edge Frequency (MHz)	Peak Level (dBµV/m)	Average Level (dBµV/m)
802.11ax HE40	MCS 2x1	SU	-	5965	5925	80.28	65.68
802.11ax HE40	MCS 11x1	SU	-	6005	5925	70.50	52.53
802.11ax HE40	MCS 11x1	SU	-	7045	7125	72.11	55.57
802.11ax HE40	MCS 11x1	SU	-	7085	7125	83.64	62.47

Table 240 - TxBF Authorised Band Edge Results

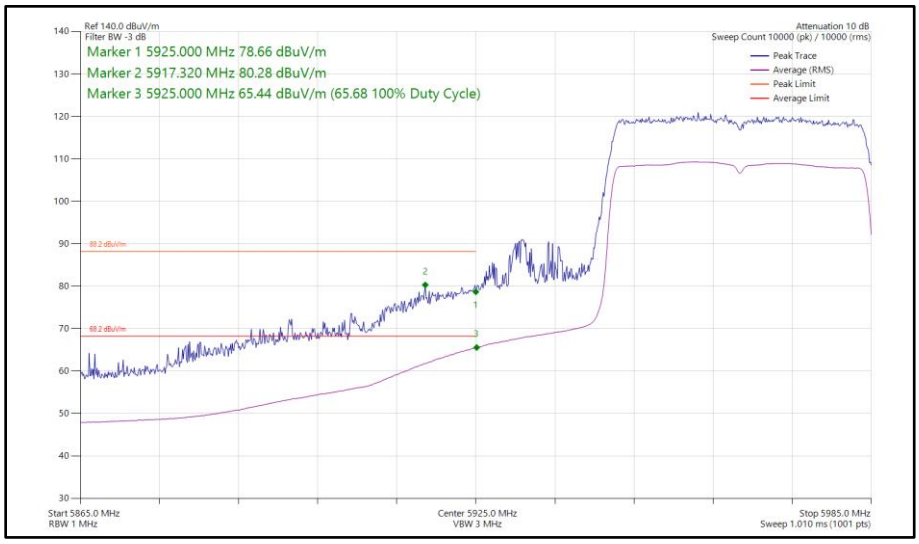

Figure 212 - 802.11ax HE40, SU, TxBF, Core 0 - Core 1 - 5965 MHz Band Edge Frequency 5925 MHz

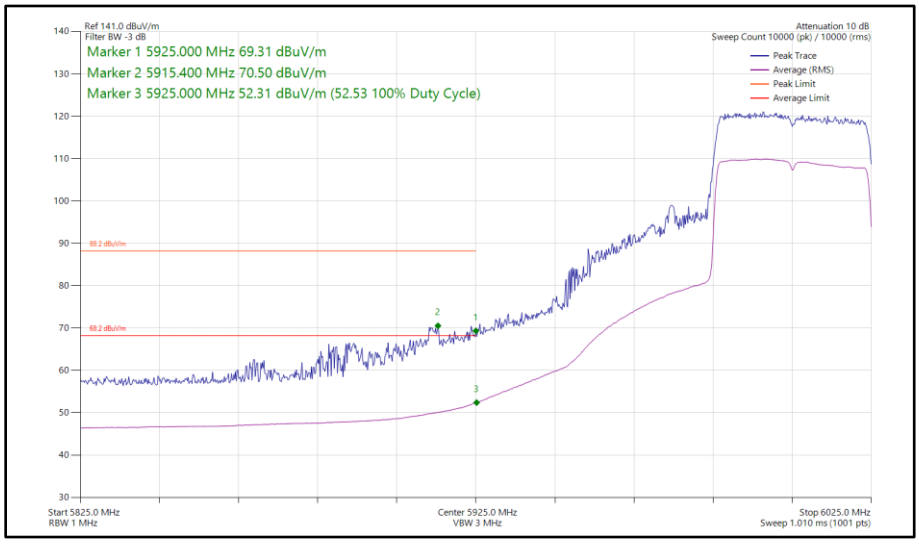

Figure 213 - 802.11ax HE40, SU, TxBF, Core 0 - Core 1 - 6005 MHz Band Edge Frequency 5925 MHz

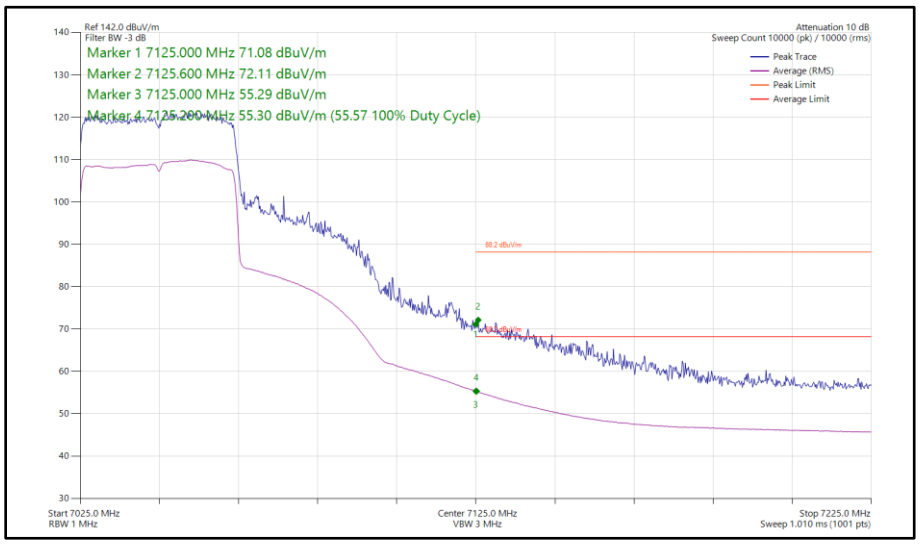

Figure 214 - 802.11ax HE40, SU, TxBF, Core 0 - Core 1 - 7045 MHz Band Edge Frequency 7125 MHz

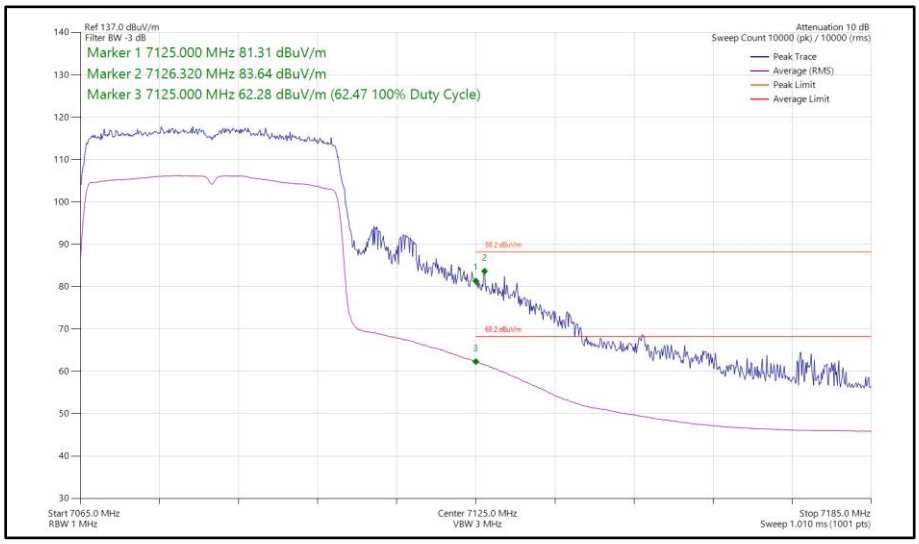

Figure 215 - 802.11ax HE40, SU, TxBF, Core 0 - Core 1 - 7085 MHz Band Edge Frequency 7125 MHz

80 MHz Bandwidth - Core 0 (SISO)

Mode	Data Rate/ MCS	Resource Size	Resource Index	TX Frequency (MHz)	Band Edge Frequency (MHz)	Peak Level (dBµV/m)	Average Level (dBµV/m)
802.11ax HE80	MCS 11x1	SU	-	5985	5925	81.68	65.28
802.11ax HE80	MCS 11x1	106	53	5985	5925	57.69	45.97
802.11ax HE80	MCS 11x1	SU	-	7025	7125	77.91	61.60
802.11ax HE80	MCS 11x1	106	53	7025	7125	64.45	48.20

Table 241 - SISO Authorised Band Edge Results

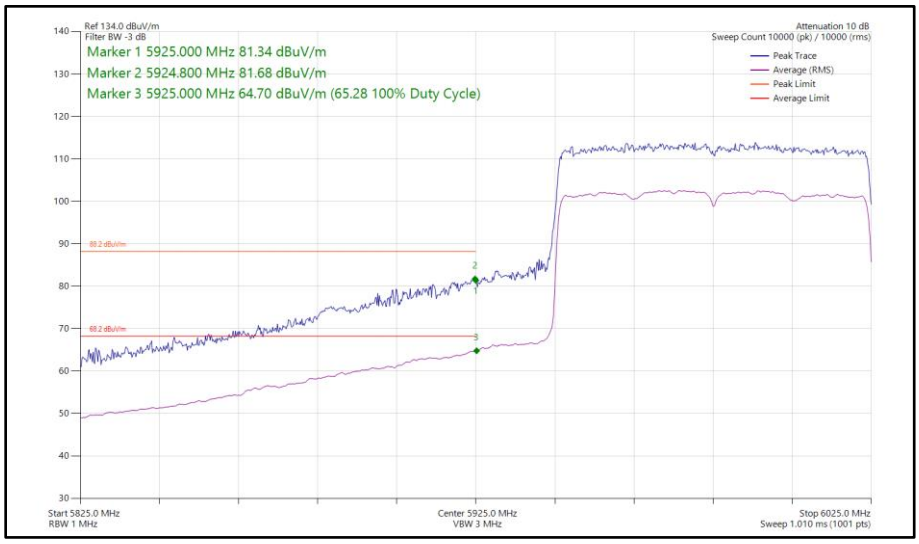

Figure 216 - 802.11ax HE80, SU, SISO, Core 0 - 5985 MHz Band Edge Frequency 5925 MHz

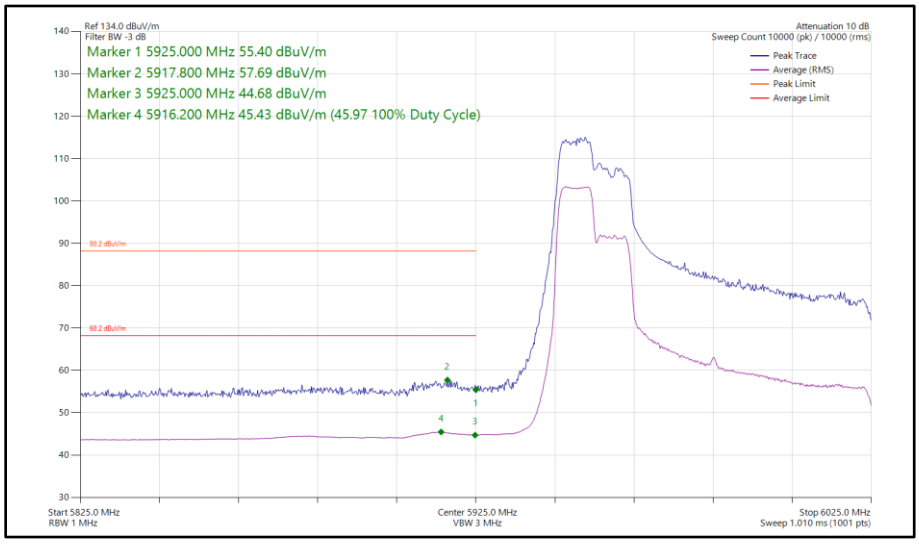

Figure 217 - 802.11ax HE80, RU 106-53, SISO, Core 0 - 5985 MHz Band Edge Frequency 5925 MHz

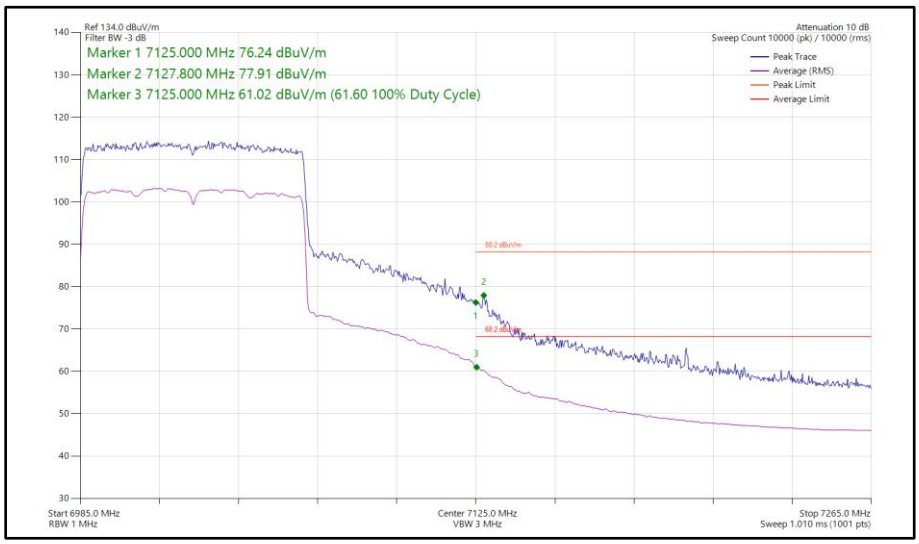

Figure 218 - 802.11ax HE80, SU, SISO, Core 0 - 7025 MHz Band Edge Frequency 7125 MHz

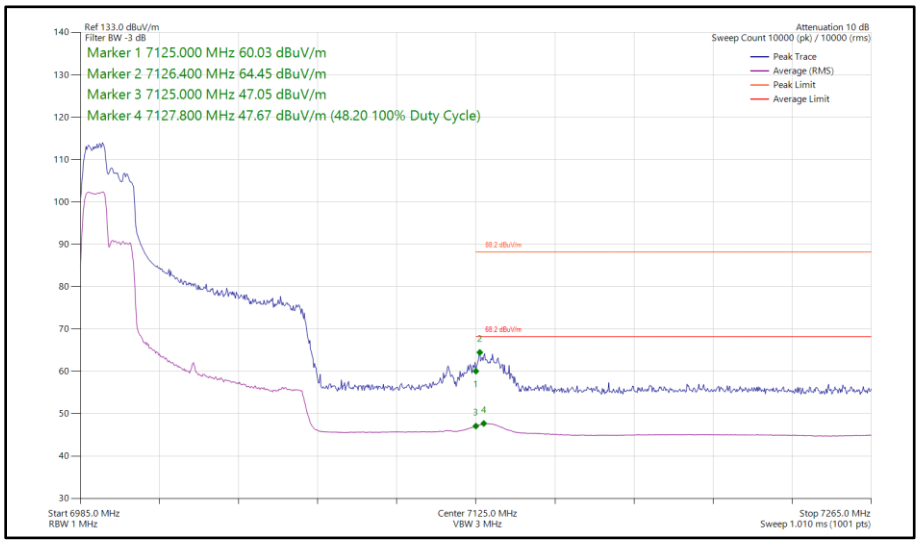

Figure 219 - 802.11ax HE80, RU 106-53, SISO, Core 0 - 7025 MHz Band Edge Frequency 7125 MHz

80 MHz Bandwidth - Core 1 (SISO)

Mode	Data Rate/ MCS	Resource Size	Resource Index	TX Frequency (MHz)	Band Edge Frequency (MHz)	Peak Level (dBµV/m)	Average Level (dBµV/m)
802.11ax HE80	MCS 4x1	SU	-	5985	5925	80.49	65.12
802.11ax HE80	MCS 11x1	106	60	5985	5925	58.87	45.10
802.11ax HE80	MCS 4x1	SU	-	7025	7125	77.98	62.02
802.11ax HE80	MCS 11x1	26	0	7025	7125	69.73	48.46

Table 242 - SISO Authorised Band Edge Results

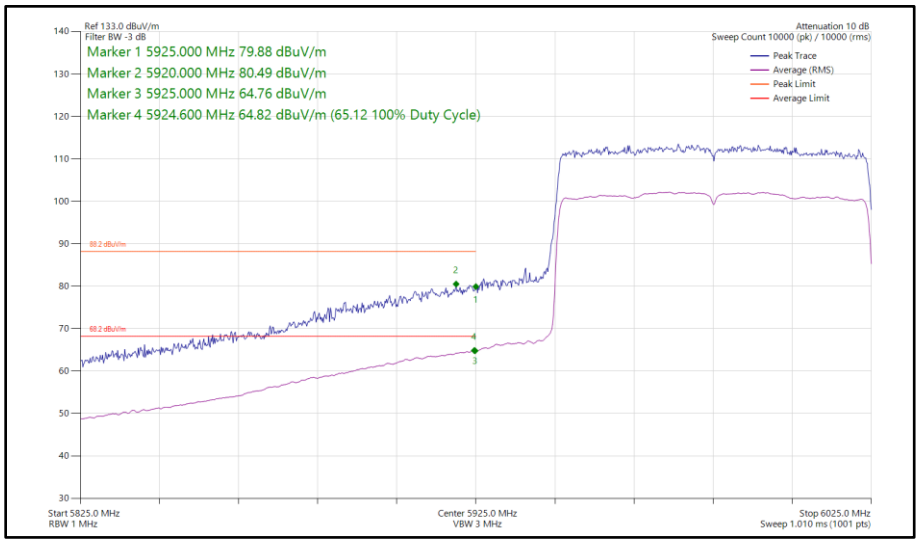

Figure 220 - 802.11ax HE80, SU, SISO, Core 1 - 5985 MHz Band Edge Frequency 5925 MHz

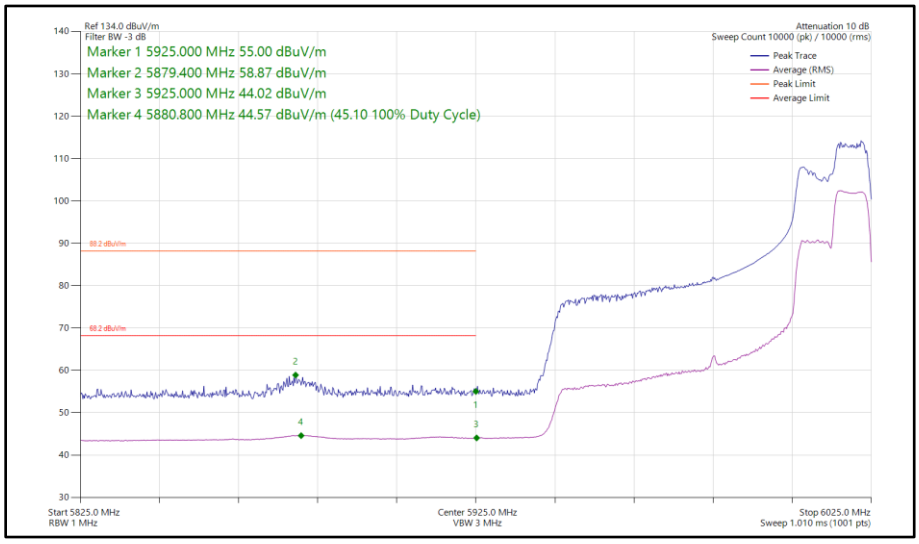

Figure 221 - 802.11ax HE80, RU 106-60, SISO, Core 1 - 5985 MHz Band Edge Frequency 5925 MHz

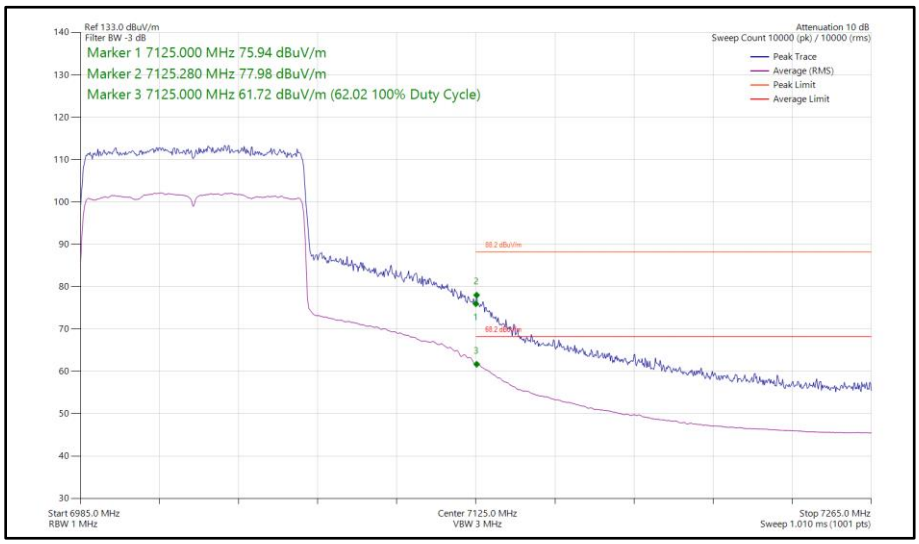

Figure 222 - 802.11ax HE80, SU, SISO, Core 1 - 7025 MHz Band Edge Frequency 7125 MHz

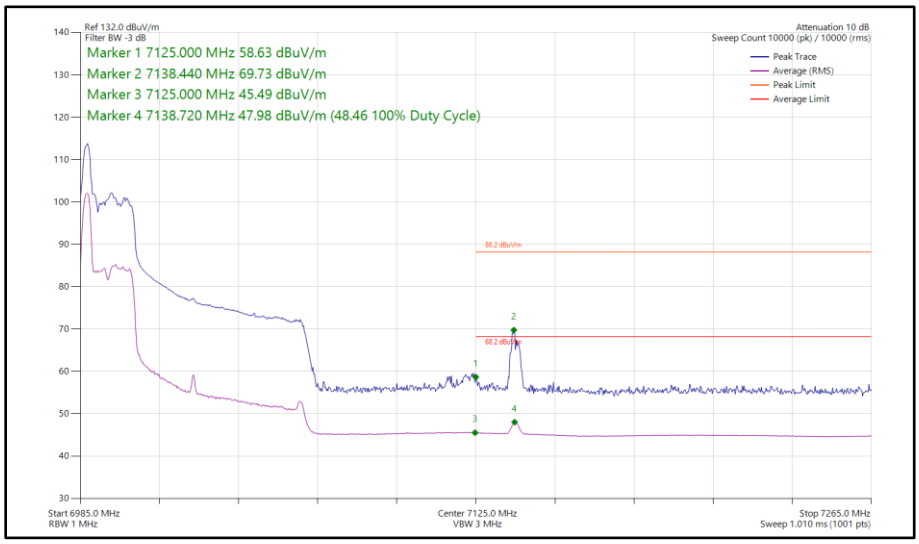

Figure 223 - 802.11ax HE80, RU 26-0, SISO, Core 1 - 7025 MHz Band Edge Frequency 7125 MHz

80 MHz Bandwidth - Core 0 - Core 1 (CDD)

Mode	Data Rate/ MCS	Resource Size	Resource Index	TX Frequency (MHz)	Band Edge Frequency (MHz)	Peak Level (dBµV/m)	Average Level (dBµV/m)
802.11ax HE80	MCS 2x1	SU	-	5985	5925	77.96	65.61
802.11ax HE80	MCS 11x1	26	36	5985	5925	62.55	46.94
802.11ax HE80	MCS 11x1	SU	-	7025	7125	81.17	65.29
802.11ax HE80	MCS 11x1	52	37	7025	7125	69.83	50.14

Table 243 - CDD Authorised Band Edge Results

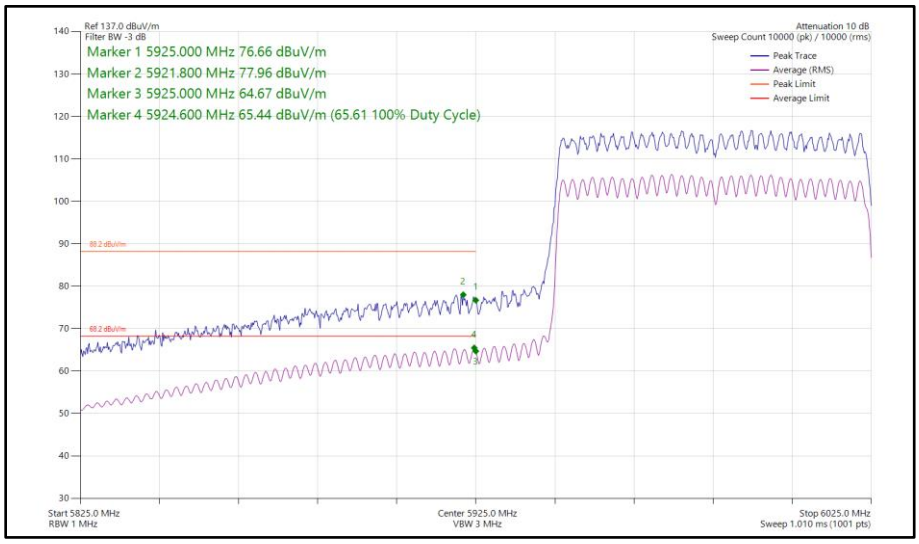

Figure 224 - 802.11ax HE80, SU, CDD, Core 0 - Core 1 - 5985 MHz Band Edge Frequency 5925 MHz

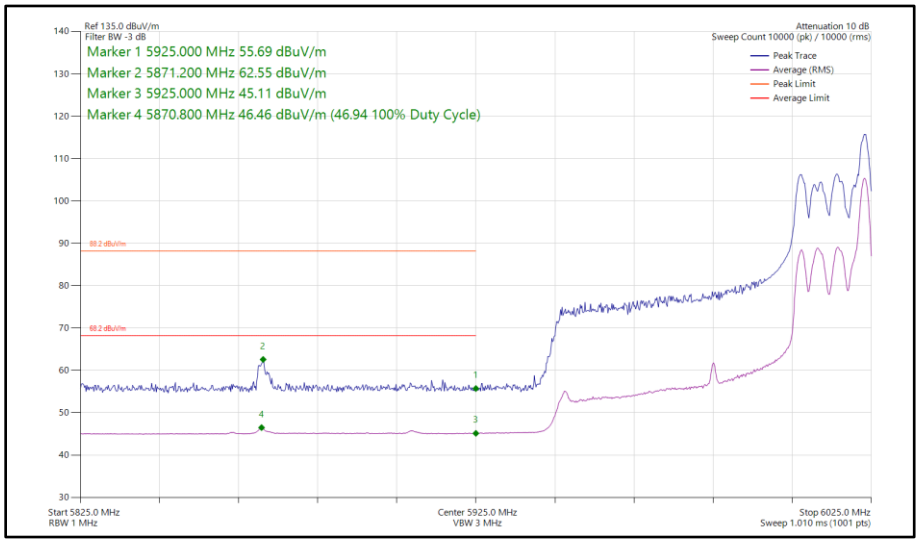

Figure 225 - 802.11ax HE80, RU 26-36, CDD, Core 0 - Core 1 - 5985 MHz Band Edge Frequency 5925 MHz

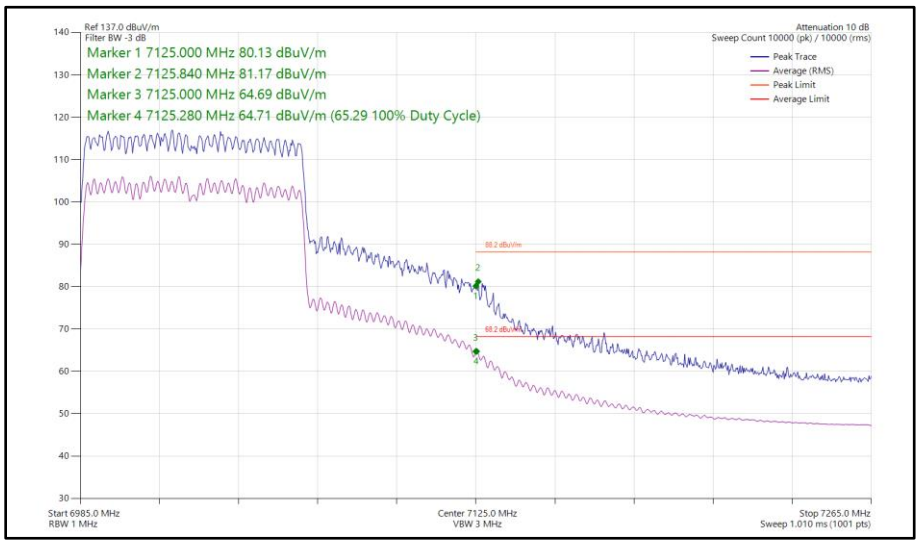

Figure 226 - 802.11ax HE80, SU, CDD, Core 0 - Core 1 - 7025 MHz Band Edge Frequency 7125 MHz

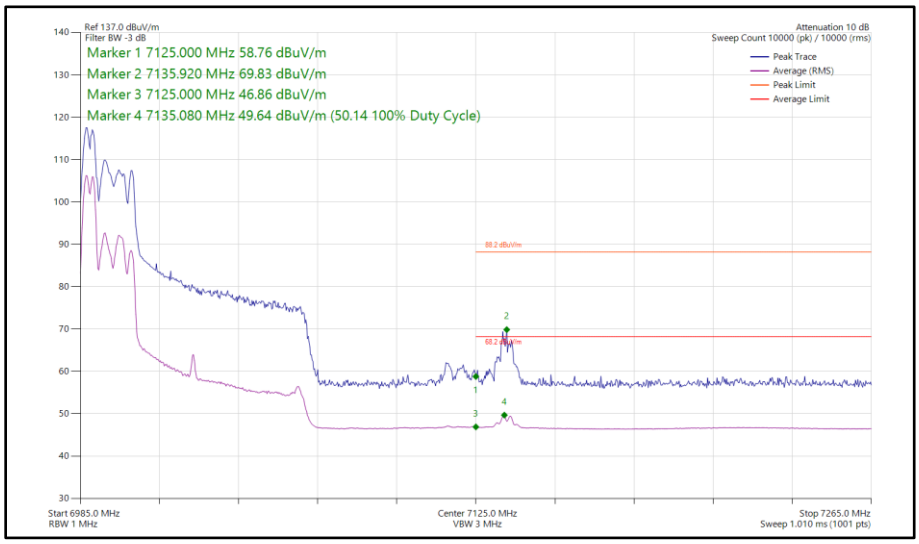

Figure 227 - 802.11ax HE80, RU 52-37, CDD, Core 0 - Core 1 - 7025 MHz Band Edge Frequency 7125 MHz

80 MHz Bandwidth - Core 0 - Core 1 (SDM)

Mode	Data Rate/ MCS	Resource Size	Resource Index	TX Frequency (MHz)	Band Edge Frequency (MHz)	Peak Level (dBµV/m)	Average Level (dBµV/m)
802.11ax HE80	MCS 4x2	SU	-	5985	5925	80.32	65.29
802.11ax HE80	MCS 11x2	106	53	5985	5925	58.55	47.03
802.11ax HE80	MCS 4x2	SU	-	7025	7125	78.14	64.13
802.11ax HE80	MCS 11x2	26	0	7025	7125	70.97	49.13

Table 244 - SDM Authorised Band Edge Results

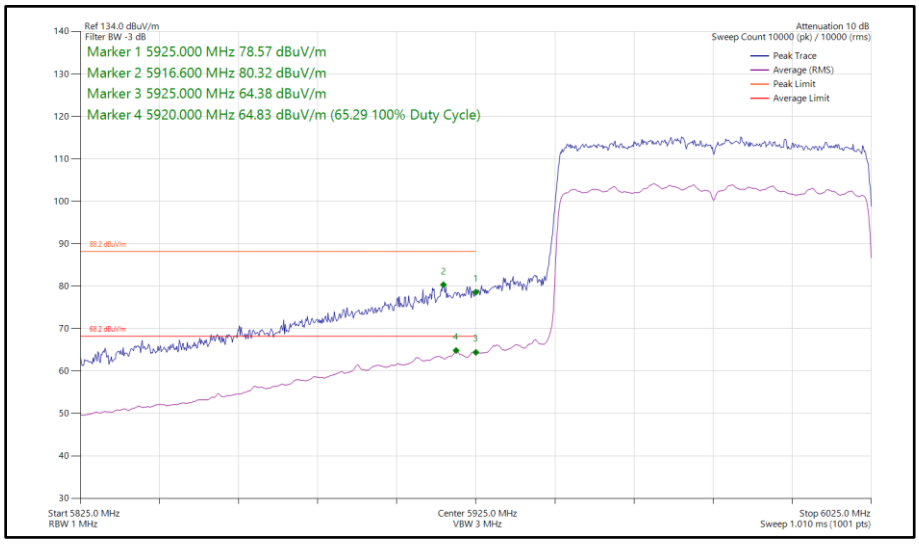

Figure 228 - 802.11ax HE80, SU, SDM, Core 0 - Core 1 - 5985 MHz Band Edge Frequency 5925 MHz

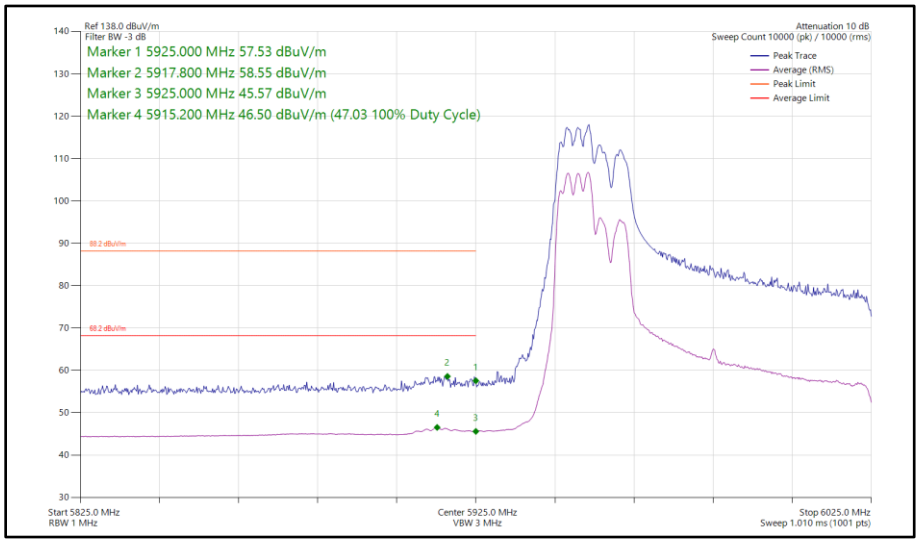

Figure 229 - 802.11ax HE80, RU 106-53, SDM, Core 0 - Core 1 - 5985 MHz Band Edge Frequency 5925 MHz

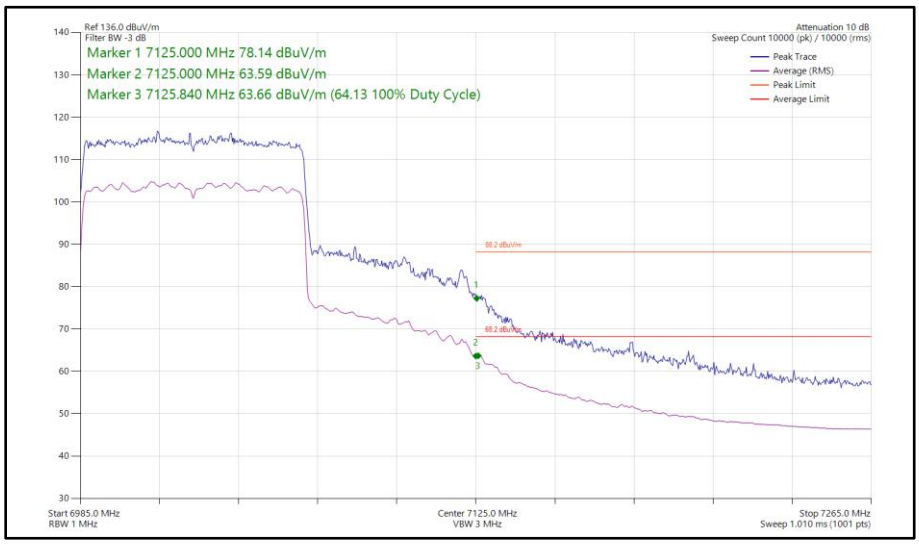

Figure 230 - 802.11ax HE80, SU, SDM, Core 0 - Core 1 - 7025 MHz Band Edge Frequency 7125 MHz

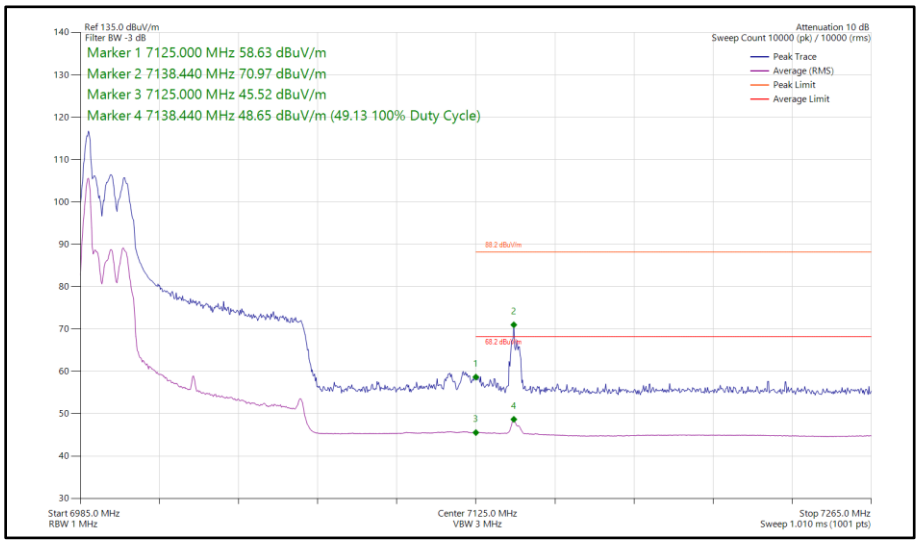

Figure 231 - 802.11ax HE80, RU 26-0, SDM, Core 0 - Core 1 - 7025 MHz Band Edge Frequency 7125 MHz

80 MHz Bandwidth - Core 0 - Core 1 (TxBF)

Mode	Data Rate/ MCS	Resource Size	Resource Index	TX Frequency (MHz)	Band Edge Frequency (MHz)	Peak Level (dBµV/m)	Average Level (dBµV/m)
802.11ax HE80	MCS 2x1	SU	-	5985	5925	78.71	65.55
802.11ax HE80	MCS 11x1	SU	-	6945	7125	62.47	49.19
802.11ax HE80	MCS 2x1	SU	-	7025	7125	81.03	64.92

Table 245 - TxBF Authorised Band Edge Results

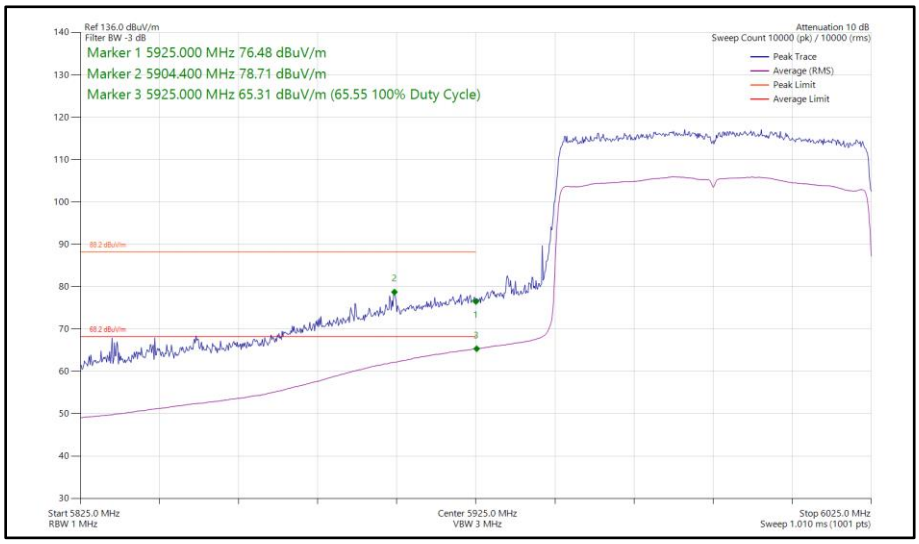

Figure 232 - 802.11ax HE80, SU, TxBF, Core 0 - Core 1 - 5985 MHz Band Edge Frequency 5925 MHz

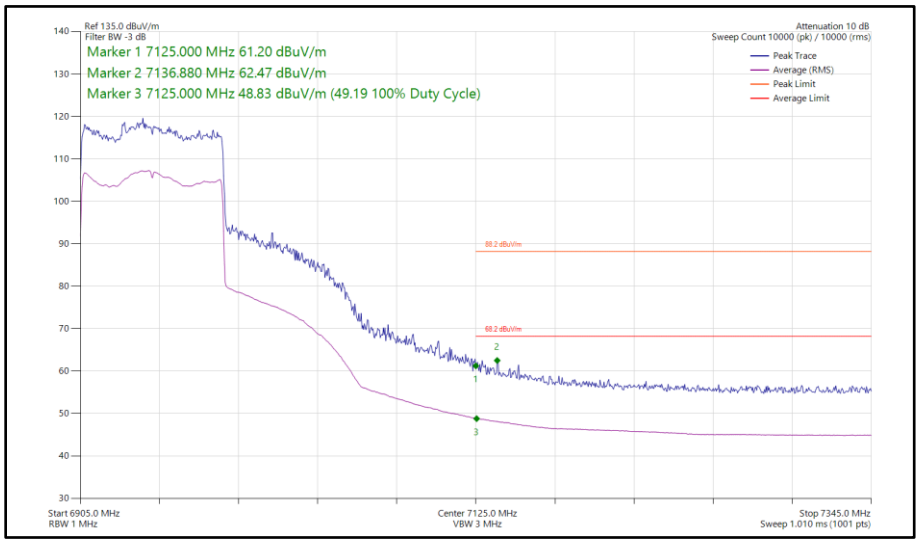

Figure 233 - 802.11ax HE80, SU, TxBF, Core 0 - Core 1 - 6945 MHz Band Edge Frequency 7125 MHz

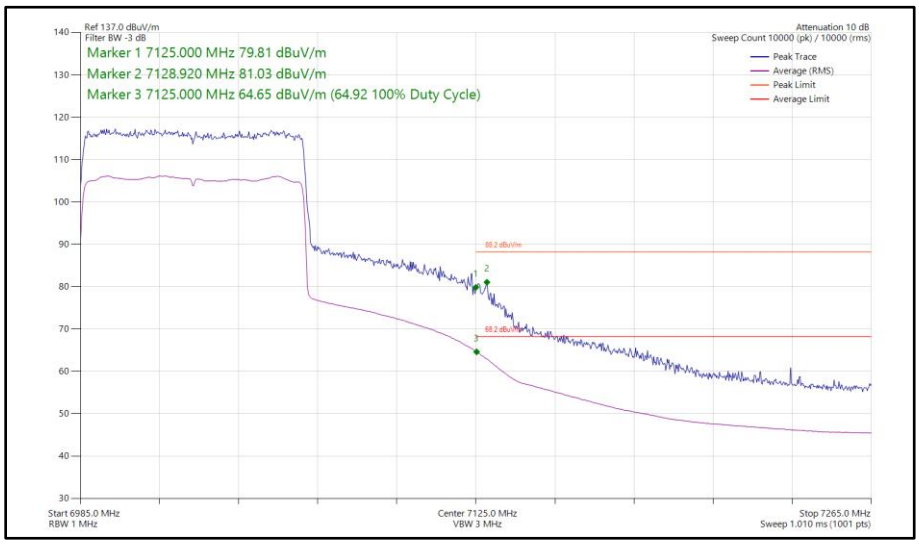

Figure 234 - 802.11ax HE80, SU, TxBF, Core 0 - Core 1 - 7025 MHz Band Edge Frequency 7125 MHz

160 MHz Bandwidth - Core 0 (SISO)

Mode	Data Rate/ MCS	Resource Size	Resource Index	TX Frequency (MHz)	Band Edge Frequency (MHz)	Peak Level (dBµV/m)	Average Level (dBµV/m)
802.11ax HE160	MCS 11x1	SU	-	6025	5925	80.74	65.20
802.11ax HE160	MCS 11x1	52	52S	6025	5925	60.48	45.12
802.11ax HE160	MCS 4x1	SU	-	6985	7125	77.91	65.48
802.11ax HE160	MCS 11x1	106	53P	6985	7125	57.84	46.36

Table 246 - SISO Authorised Band Edge Results

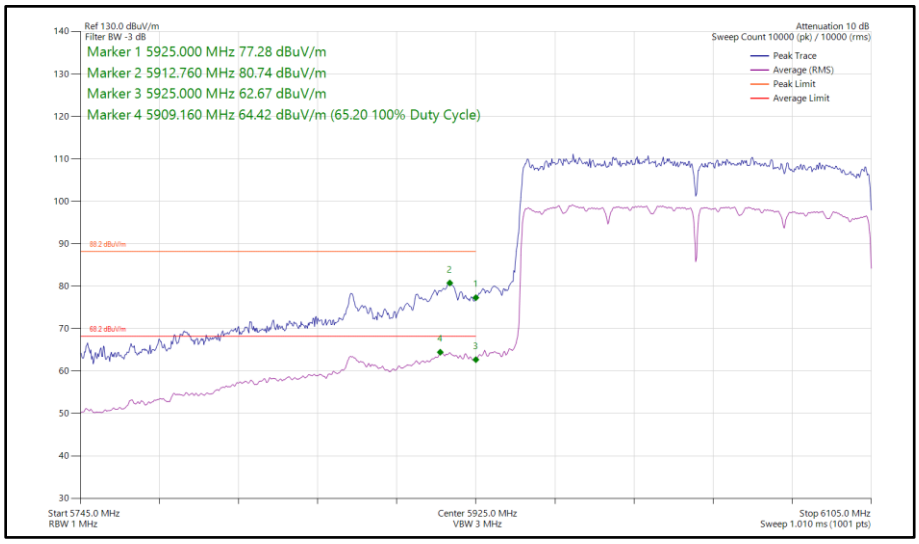

Figure 235 - 802.11ax HE160, SU, SISO, Core 0 - 6025 MHz Band Edge Frequency 5925 MHz

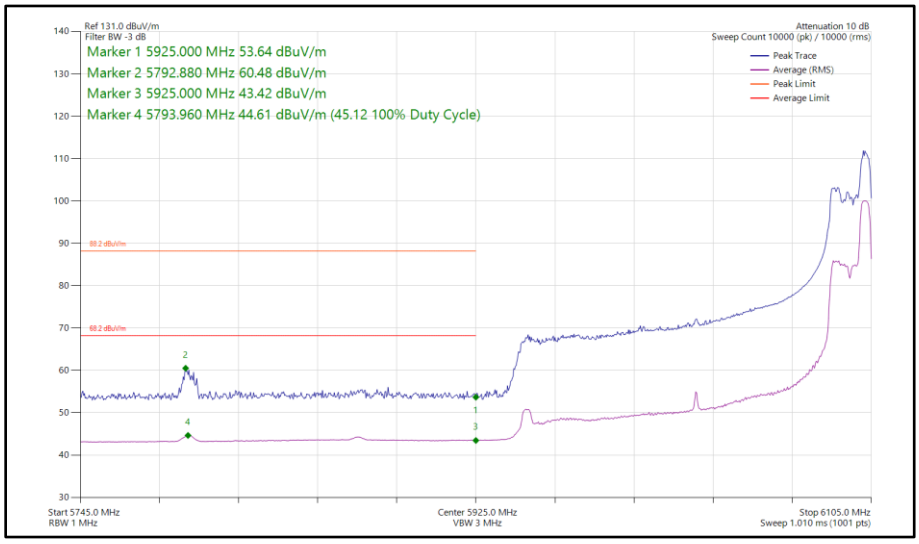

Figure 236 - 802.11ax HE160, RU 52-52S, SISO, Core 0 - 6025 MHz Band Edge Frequency 5925 MHz

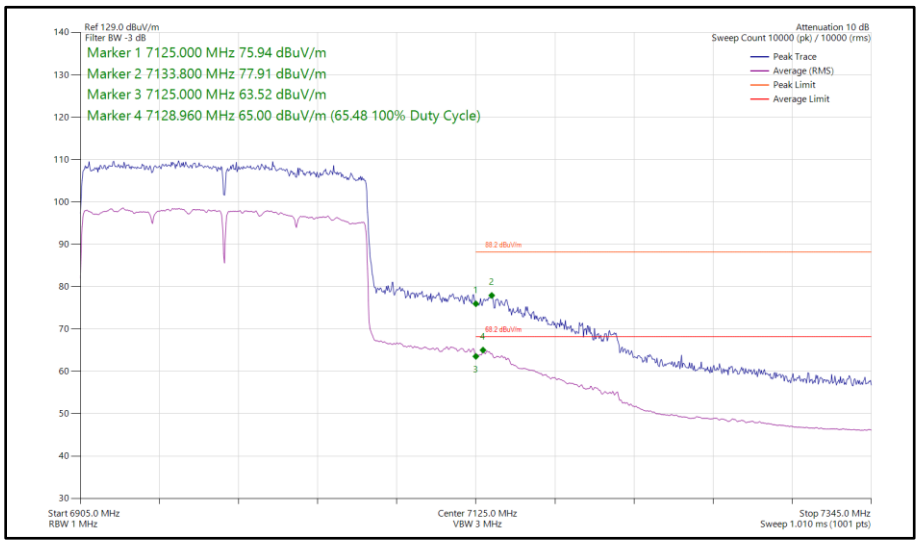

Figure 237 - 802.11ax HE160, SU, SISO, Core 0 - 6985 MHz Band Edge Frequency 7125 MHz

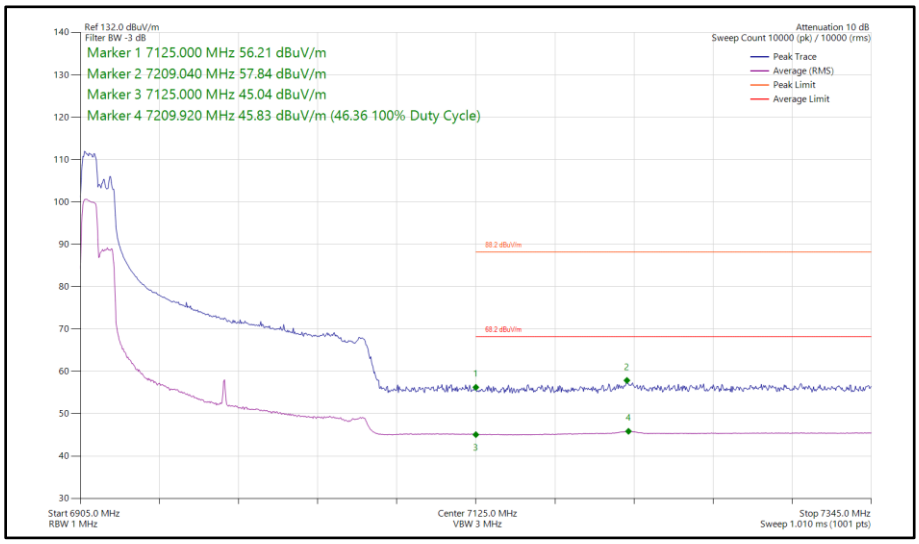

Figure 238 - 802.11ax HE160, RU 106-53P, SISO, Core 0 - 6985 MHz Band Edge Frequency 7125 MHz

160 MHz Bandwidth - Core 1 (SISO)

Mode	Data Rate/ MCS	Resource Size	Resource Index	TX Frequency (MHz)	Band Edge Frequency (MHz)	Peak Level (dBµV/m)	Average Level (dBµV/m)
802.11ax HE160	MCS 4x1	SU	-	6025	5925	78.69	65.48
802.11ax HE160	MCS 11x1	106	60S	6025	5925	60.26	44.90
802.11ax HE160	MCS 4x1	SU	-	6985	7125	77.92	65.39
802.11ax HE160	MCS 11x1	106	53P	6985	7125	59.06	46.22

Table 247 - SISO Authorised Band Edge Results

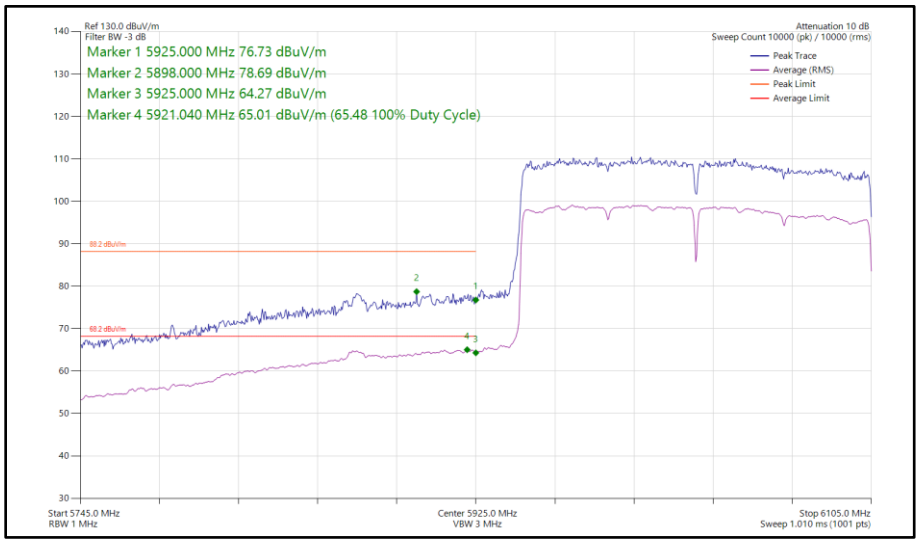

Figure 239 - 802.11ax HE160, SU, SISO, Core 1 - 6025 MHz Band Edge Frequency 5925 MHz

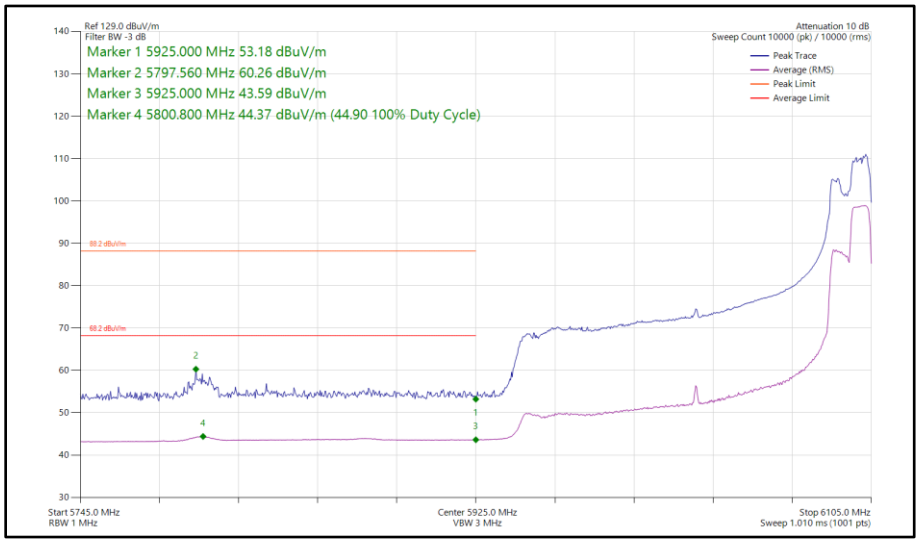

Figure 240 - 802.11ax HE160, RU 106-60S, SISO, Core 1 - 6025 MHz Band Edge Frequency 5925 MHz

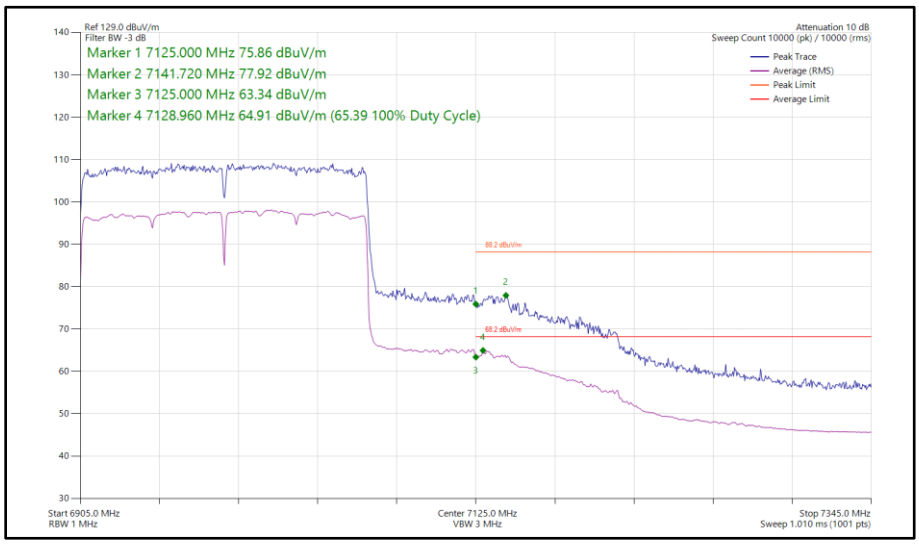

Figure 241 - 802.11ax HE160, SU, SISO, Core 1 - 6985 MHz Band Edge Frequency 7125 MHz

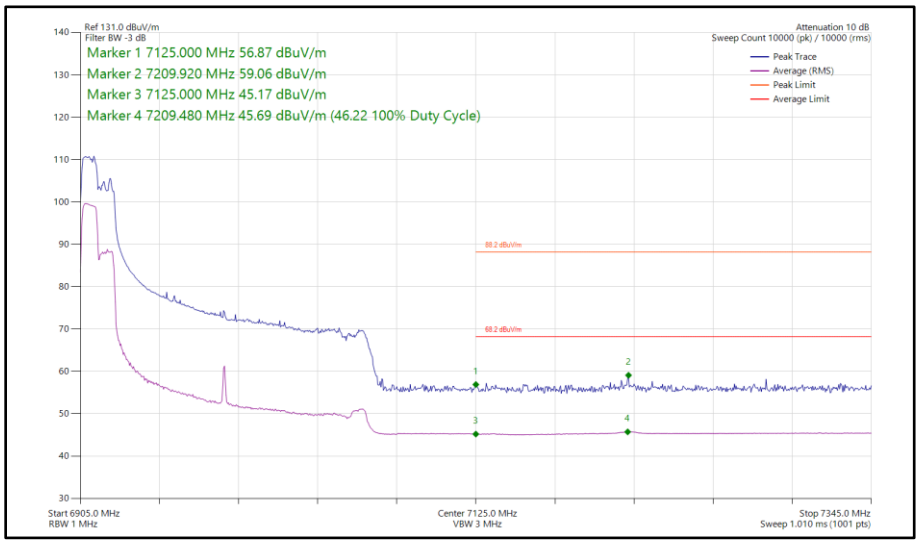

Figure 242 - 802.11ax HE160, RU 106-53P, SISO, Core 1 - 6985 MHz Band Edge Frequency 7125 MHz

160 MHz Bandwidth - Core 0 - Core 1 (CDD)

Mode	Data Rate/ MCS	Resource Size	Resource Index	TX Frequency (MHz)	Band Edge Frequency (MHz)	Peak Level (dBµV/m)	Average Level (dBµV/m)
802.11ax HE160	MCS 11x1	SU	-	6025	5925	81.12	65.70
802.11ax HE160	MCS 11x1	52	37P	6025	5925	61.09	48.00
802.11ax HE160	MCS 11x1	SU	-	6985	7125	80.17	65.24
802.11ax HE160	MCS 11x1	52	52S	6985	7125	59.77	48.35

Table 248 - CDD Authorised Band Edge Results

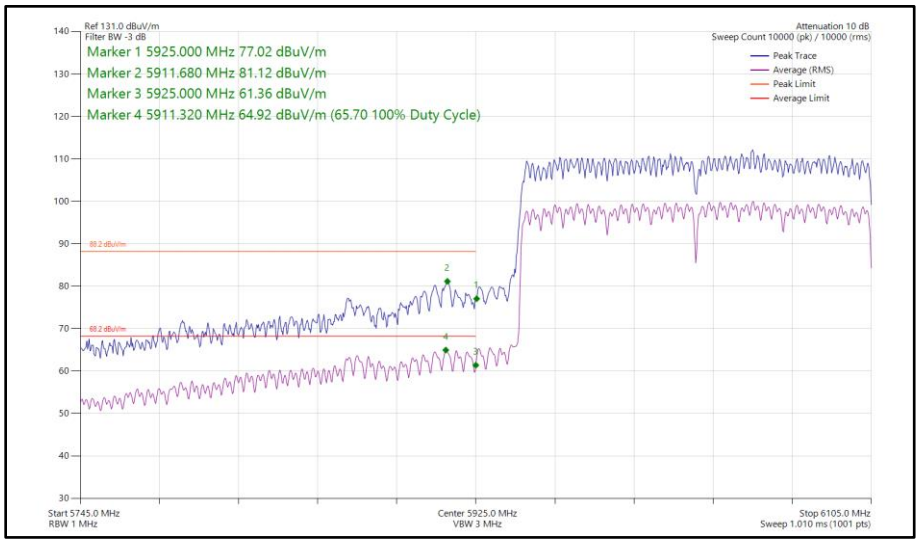

Figure 243 - 802.11ax HE160, SU, CDD, Core 0 - Core 1 - 6025 MHz Band Edge Frequency 5925 MHz

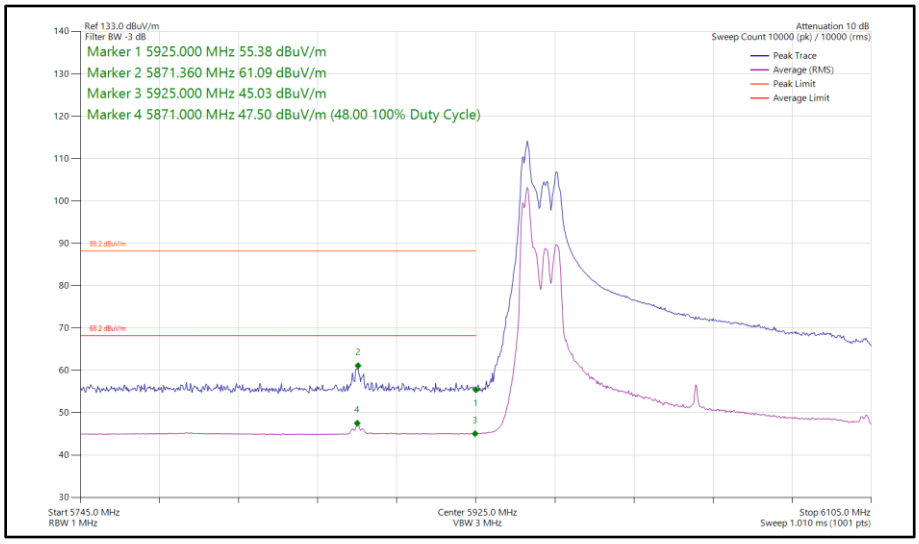

Figure 244 - 802.11ax HE160, RU 52-37P, CDD, Core 0 - Core 1 - 6025 MHz Band Edge Frequency 5925 MHz

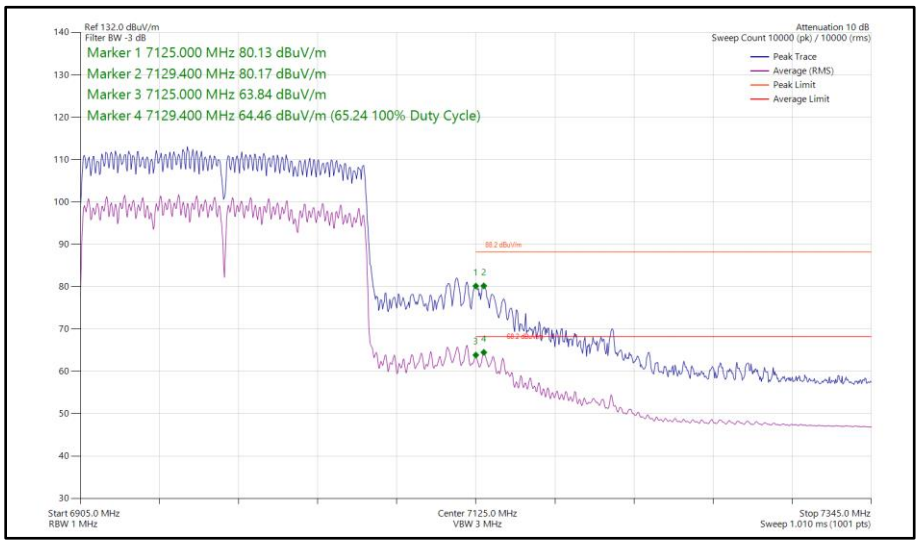

Figure 245 - 802.11ax HE160, SU, CDD, Core 0 - Core 1 - 6985 MHz Band Edge Frequency 7125 MHz

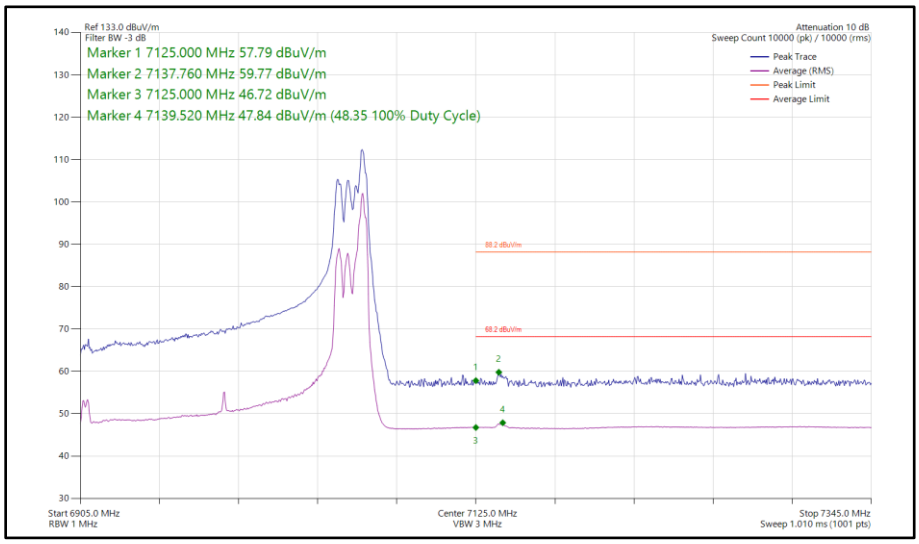

Figure 246 - 802.11ax HE160, RU 52-52S, CDD, Core 0 - Core 1 - 6985 MHz Band Edge Frequency 7125 MHz

160 MHz Bandwidth - Core 0 - Core 1 (SDM)

Mode	Data Rate/ MCS	Resource Size	Resource Index	TX Frequency (MHz)	Band Edge Frequency (MHz)	Peak Level (dBµV/m)	Average Level (dBµV/m)
802.11ax HE160	MCS 11x2	SU	-	6025	5925	80.75	65.55
802.11ax HE160	MCS 11x2	106	60S	6025	5925	61.99	47.51
802.11ax HE160	MCS 4x2	SU	-	6985	7125	79.40	65.42
802.11ax HE160	MCS 11x2	52	37P	6985	7125	58.70	46.41

Table 249 - SDM Authorised Band Edge Results

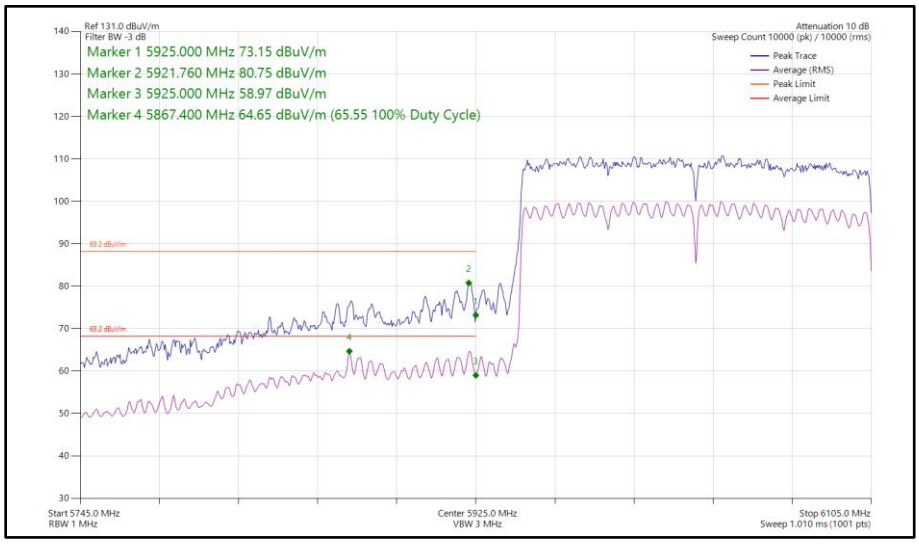

Figure 247 - 802.11ax HE160, SU, SDM, Core 0 - Core 1 - 6025 MHz Band Edge Frequency 5925 MHz

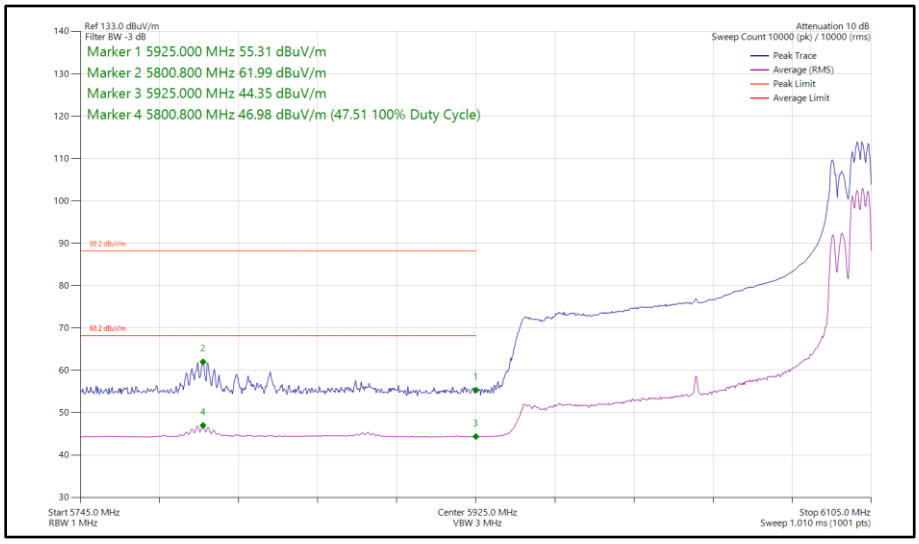

Figure 248 - 802.11ax HE160, RU 106-60S, SDM, Core 0 - Core 1 - 6025 MHz Band Edge Frequency 5925 MHz

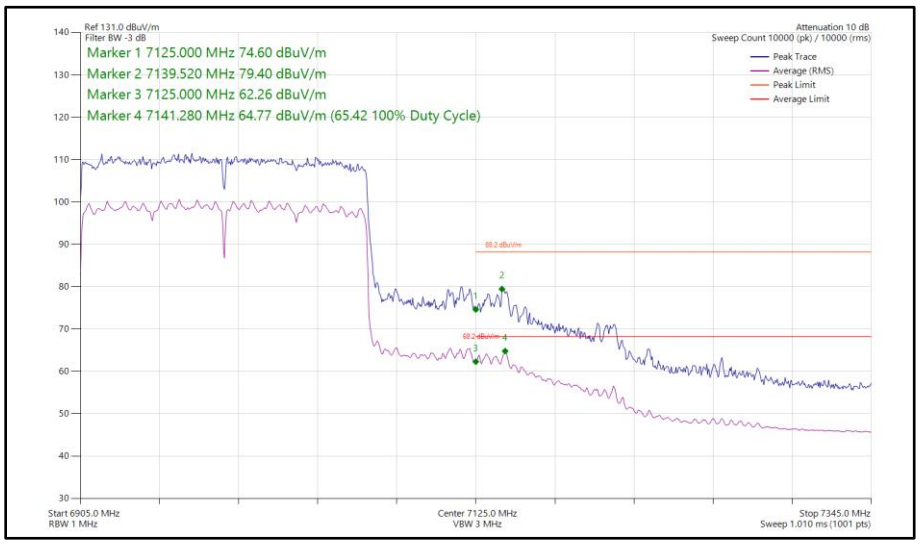

Figure 249 - 802.11ax HE160, SU, SDM, Core 0 - Core 1 - 6985 MHz Band Edge Frequency 7125 MHz

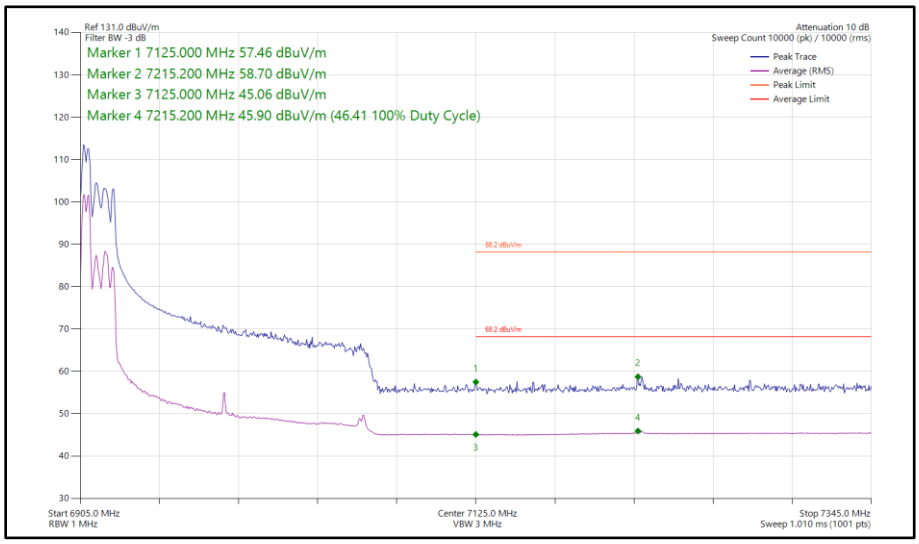

Figure 250 - 802.11ax HE160, RU 52-37P, SDM, Core 0 - Core 1 - 6985 MHz Band Edge Frequency 7125 MHz

<u>FCC 47 CFR Part 15E, Limit Clause 15.407(b)(1)(2)(3)(4)</u>

For transmitters operating within the 5.925–7.125 GHz band: Any emissions outside of the 5.925–7.125 GHz band must not exceed an e.i.r.p. of -27 dBm.

<u>ISED RSS-248, Limit Clause 4.6.2(a)</u>

Any emissions outside of the 5925-7125 MHz band shall not exceed –27 dBm/MHz e.i.r.p.

2.5.7 Test Location and Test Equipment Used

This test was carried out in RF Chamber 15 and RF Chamber 17.

Instrument	Manufacturer	Type No.	TE No.	Calibration Period (months)	Calibration Expiry Date
Cable (18 GHz)	Rosenberger	LU7-071-1000	5102	12	03-Dec-2025
Emissions Software	TUV SUD	EmX V3.4.2	5125	-	Software
1500W (300V 12A) AC Power Supply	iTech	IT7324	5956	-	O/P Mon
5m Semi-Anechoic Chamber (Dual-Axis), Chamber 15	Albatross Projects	RF Chamber 15	5963	36	28-Apr-2025
Compact Antenna Mast	Maturo Gmbh	CAM4.0-P	5964	-	TU
Mast & Turntable Controller	Maturo Gmbh	FCU3.0	5966	-	TU
Tilt Antenna Mast	Maturo Gmbh	BAM4.5-P	5967	-	TU
Turntable	Maturo Gmbh	TT1.5SI	5968	-	TU
Horn Antenna (1-10.5 GHz)	Schwarzbeck	BBHA9120B	6140	12	05-May-2025
Digital Multimeter	Fluke	115	6147	12	06-Jun-2025
SAC Switch Unit	TUV SUD	TUV_SSU_001	6191	12	18-Dec-2024
EMI Test Receiver	Rohde & Schwarz	ESW44	6294	12	06-Jan-2025
USB Spectrum Analyser	Signal Hound	SA124B	6297	-	TU
USB Spectrum Analyser	Signal Hound	SA124B	6298	-	TU
Digital Multimeter	Fluke	115	6345	12	24-Jul-2025
Humidity and Temperature Meter	R.S Components	1364	6346	12	06-Mar-2025
Horn Antenna (1–10.5 GHz)	Schwarzbeck	BBHA 9120 B	6457	12	05-May-2025
AC Power Supply	iTech	IT7324	6657	-	O/P Mon
3m Semi-Anechoic Chamber	Albatross Projects	RF Chamber 17	6658	36	28-Jan-2026
Mast and Turntable Controller	Maturo Gmbh	FCU3.0	6659	-	TU
Tilt Antenna Mast	Maturo Gmbh	BAM4.5-P	6660	-	TU
Turntable	Maturo Gmbh	TT1.5SI	6661	-	TU
10dB attenuator	RF-Lambda	RFS5G08B10SMF	6732	12	07-Jan-2025
1m Cable	Junkosha	MWX241-01000AMSAMS/B	6740	12	01-Feb-2025
6.5m Cable	Junkosha	MWX221-06500AMSAMS/B	6744	12	01-Feb-2025
8m Cable	Junkosha	MWX221-08000AMSAMS/B	6748	12	01-Feb-2025
Preamplifier	Hewlett Packard	HP8449B	6762	12	28-Feb-2025
EMI Test Receiver	Rohde & Schwarz	ESW44	6805	12	29-May-2025
1M SMA Cable	Junkosha	MWX221-01000AMSAMS/B	6832	12	14-Aug-2025
Cable Assembly	SpecTech	PE300-60	6856	-	TU
Cable Assembly	SpecTech	PE300-60	6868	-	TU

Table 250

TU - Traceability Unscheduled
O/P Mon - Output Monitored using calibrated equipment

2.6 Spurious Radiated Emissions

2.6.1 Specification Reference

FCC 47 CFR Part 15E, Clause 15.209 and 15.407 (b)
ISED RSS-248, Clause 4.6
ISED RSS-GEN, Clause 6.13 and 8.9

2.6.2 Equipment Under Test and Modification State

A3240, S/N: H2XGP4VW6W - Modification State 0

2.6.3 Date of Test

09-October-2024 to 12-November-2024

2.6.4 Test Method

Testing was performed in accordance with ANSI C63.10, clause 6.3, 6.5 and 6.6.

Tests were performed in HE20 CDD in 2TX MIMO mode, with measurements undertaken from 30 MHz to 40 GHz on channels 45 (6175 MHz), 105 (6475 MHz), 149 (6695 MHz), and 209 (6995 MHz).

For the purpose of this testing, spurious emissions were limited to 1 GHz to 40 GHz on all other test channels.

All testing was performed using the lowest data rate/modulation scheme for the applicable mode.

Plots for average measurements were taken in accordance with ANSI C63.10, clause 12.7.7.2 with max-hold trace to characterize the EUT. Where emissions were detected, final average measurements were taken in accordance with ANSI C63.10, clause 12.7.7.2 using an average trace.

The plots shown are the characterization of the EUT. The limits on the plots represent the most stringent case for restricted bands, (54/74 dBµV/m @ 3 m and 64/84 dBµV/m @ 1m) when compared to -27 dBm/MHz RMS EIRP and -7dBM/MHz Peak EIRP outside restricted bands. The limits shown have been used as a threshold to determine where further measurements are necessary. Where results are within 10dB of the limits shown on the plots, further investigation was carried out and reported in results tables.

The following conversion can be applied to convert from dBµV/m to µV/m:
10^(Field Strength in dBµV/m/20).

EIRP was converted to field strength at 3m using the following formula:
Field Strength (dBµV/m at 3 m) = EIRP (dBm) + 95.2 dB

2.6.5 Example Test Setup Diagram

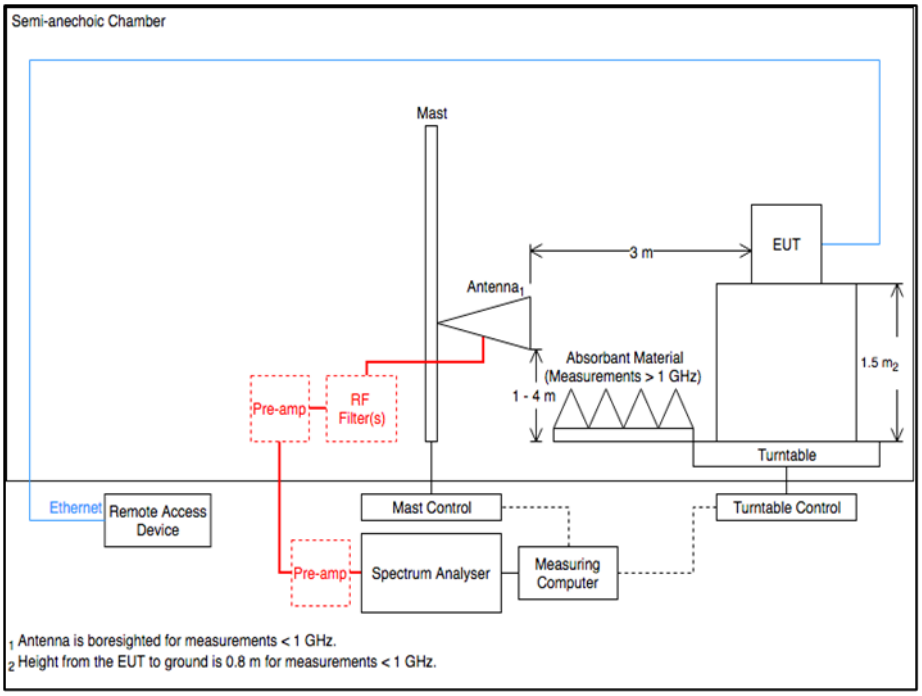

Figure 251 - Radiated Emissions Test Setup Diagram

2.6.6 Environmental Conditions

Ambient Temperature	21.9 - 22.9 °C
Relative Humidity	46.3 - 46.9 %

2.6.7 Test Results

6 GHz WLAN

Frequency (MHz)	Level (dBµV/m)	Limit (dBµV/m)	Margin (dB)	Detector	Angle (°)	Height (cm)	Polarisation
5456.343	39.72	54.00	-14.28	RMS	35	288	Vertical
5904.956	50.27	68.20	-17.93	RMS	39	270	Vertical

Table 251 - U-NII-5 - 5955 MHz (CH1), HE20, SU, CDD, Core 0 + Core 1, 1 GHz to 40 GHz

No other emissions found within 10 dB of the limit.

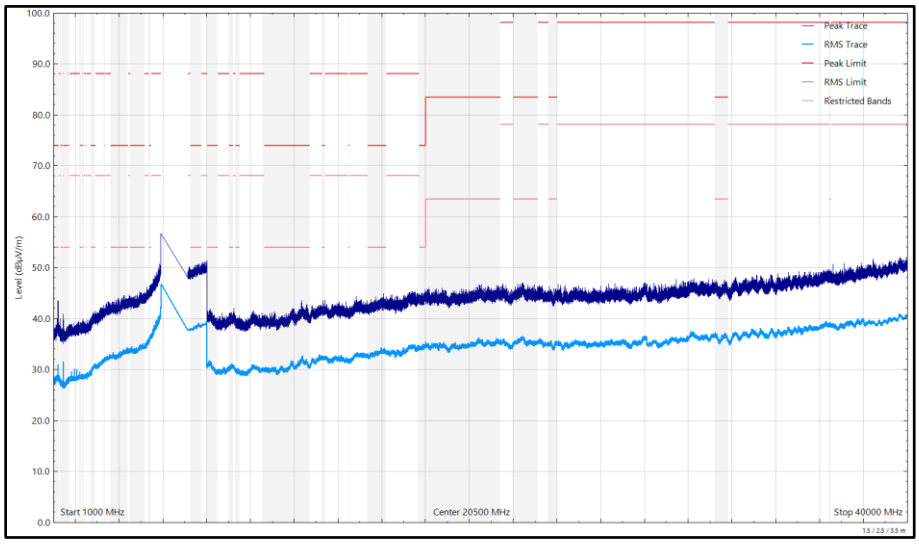

Figure 252 - U-NII-5 - 5955 MHz (CH1), HE20, SU, CDD, Core 0 + Core 1, 1 GHz to 40 GHz, Horizontal

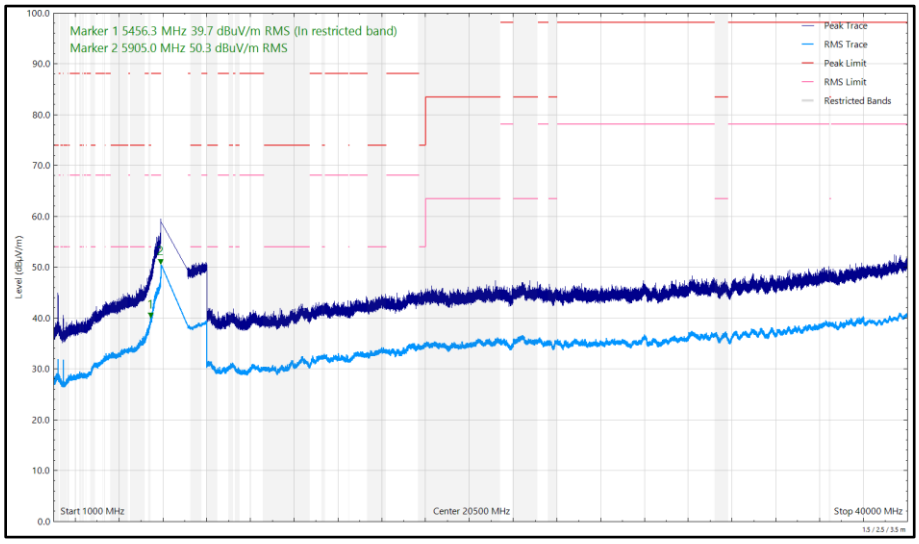

Figure 253 - U-NII-5 - 5955 MHz (CH1), HE20, SU, CDD, Core 0 + Core 1, 1 GHz to 40 GHz, Vertical

Frequency (MHz)	Level (dBµV/m)	Limit (dBµV/m)	Margin (dB)	Detector	Angle (°)	Height (cm)	Polarisation
30.041	24.15	40.00	-15.85	Q-Peak	64	400	Vertical
30.168	23.67	40.00	-16.33	Q-Peak	295	398	Vertical
32.158	31.98	40.00	-8.02	Q-Peak	297	100	Vertical
85.853	26.76	40.00	-13.24	Q-Peak	181	400	Horizontal
103.005	34.57	43.50	-8.93	Q-Peak	0	263	Horizontal
112.129	33.08	43.50	-10.42	Q-Peak	216	277	Horizontal
112.908	32.22	43.50	-11.28	Q-Peak	302	247	Vertical
145.614	29.85	43.50	-13.65	Q-Peak	300	107	Vertical
148.452	28.82	43.50	-14.68	Q-Peak	25	244	Horizontal
164.449	27.08	43.50	-16.42	Q-Peak	330	100	Vertical
171.623	25.46	43.50	-18.04	Q-Peak	360	246	Horizontal
193.633	28.05	43.50	-15.45	Q-Peak	350	100	Vertical
325.979	27.83	46.00	-18.17	Q-Peak	91	100	Horizontal
5452.454	37.72	54.00	-16.28	RMS	42	293	Vertical

Table 252 - U-NII-5 - 6175 MHz (CH45), HE20, SU, CDD, Core 0 + Core 1, 30 MHz to 40 GHz

No other emissions found within 10 dB of the limit.

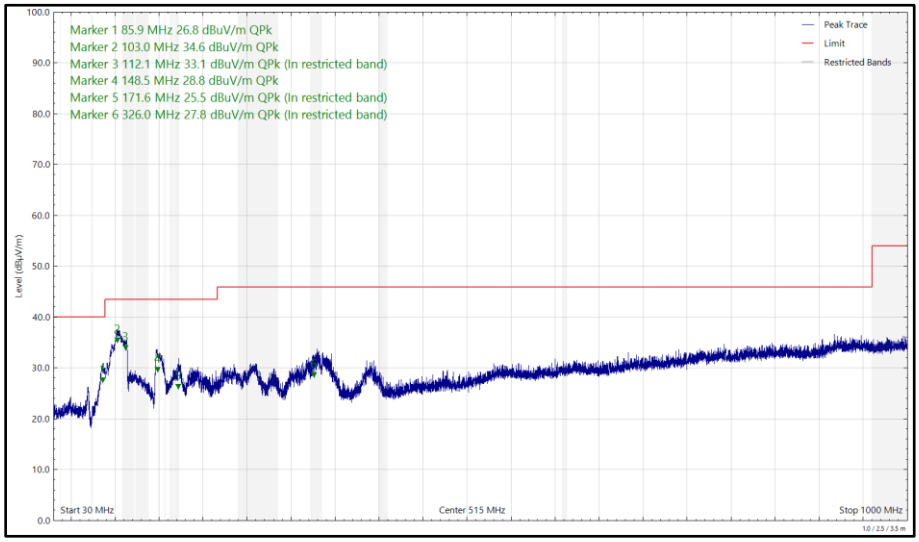

Figure 254 - U-NII-5 - 6175 MHz (CH45), HE20, SU, CDD, Core 0 + Core 1, 30 MHz to 1 GHz, Horizontal (Peak)

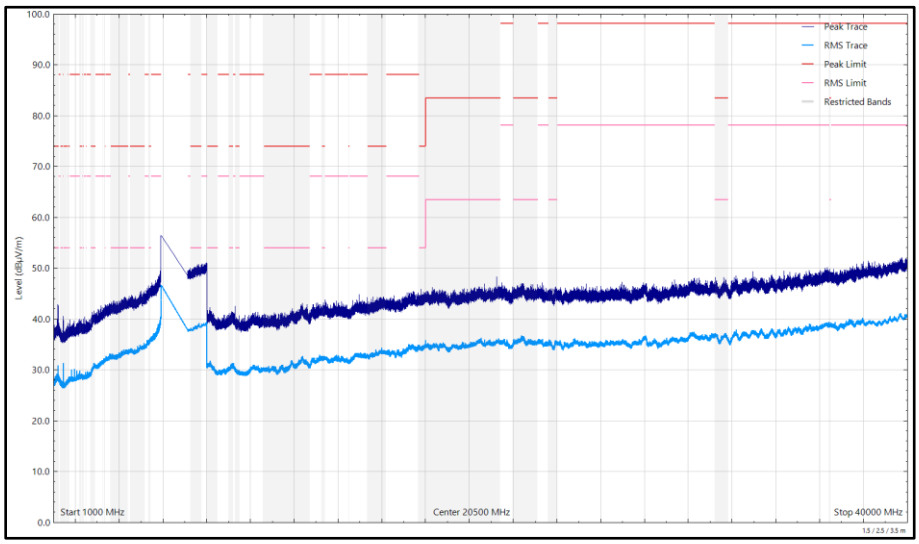

Figure 255 - U-NII-5 - 6175 MHz (CH45), HE20, SU, CDD, Core 0 + Core 1, 1 GHz to 40 GHz, Horizontal

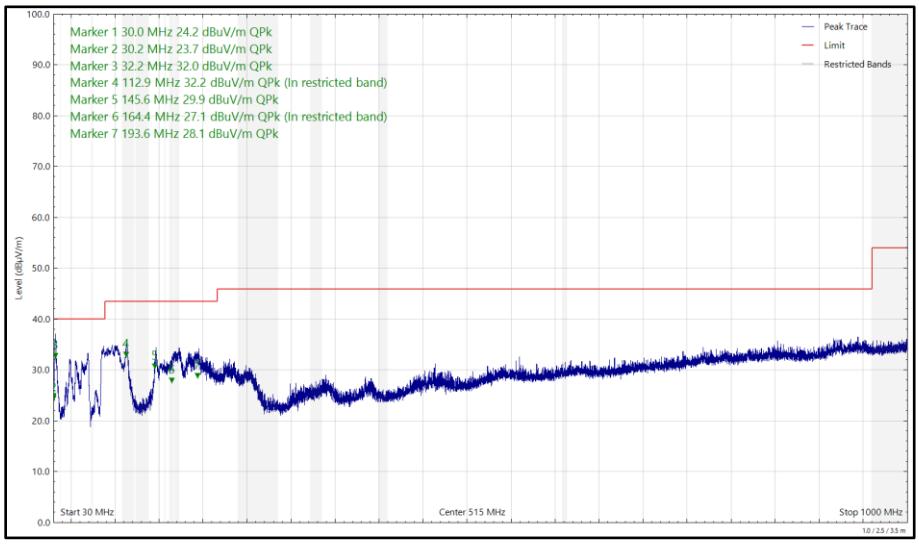

Figure 256 - U-NII-5 - 6175 MHz (CH45), HE20, SU, CDD, Core 0 + Core 1, 30 MHz to 1 GHz, Vertical (Peak)

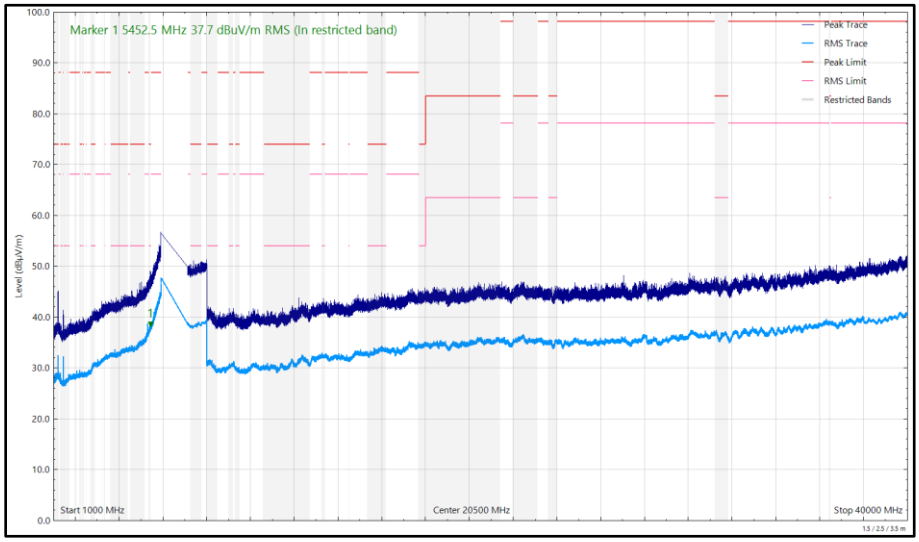

Figure 257 - U-NII-5 - 6175 MHz (CH45), HE20, SU, CDD, Core 0 + Core 1, 1 GHz to 40 GHz, Vertical