TUV SUD Digitally signed by TUV SUD Date: 2025.03.03 10:53:15 Z

Frequency (MHz)	Level (dBµV/m)	Limit (dBµV/m)	Margin (dB)	Detector	Angle (°)	Height (cm)	Polarisation
5455.628	37.42	54.00	-16.58	RMS	32	274	Vertical

Table 253 - U-NII-5 - 6415 MHz (CH93), HE20, SU, CDD, Core 0 + Core 1, 1 GHz to 40 GHz

No other emissions found within 10 dB of the limit.

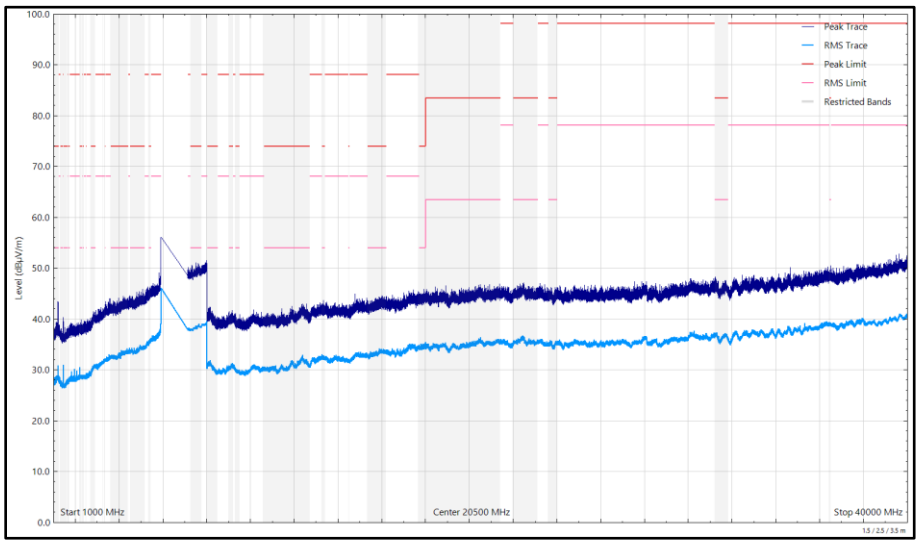

Figure 258 - U-NII-5 - 6415 MHz (CH93), HE20, SU, CDD, Core 0 + Core 1, 1 GHz to 40 GHz, Horizontal

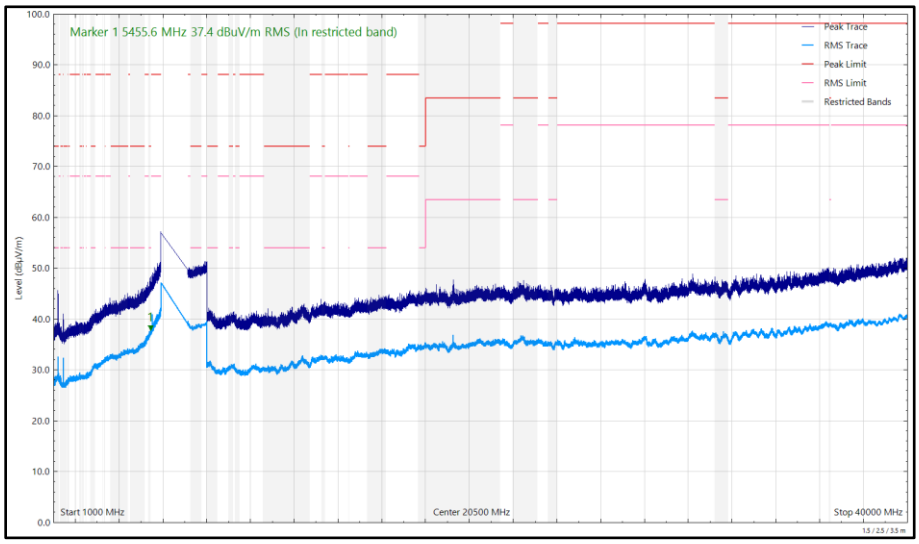

Figure 259 - U-NII-5 - 6415 MHz (CH93), HE20, SU, CDD, Core 0 + Core 1, 1 GHz to 40 GHz, Vertical

Frequency (MHz)	Level (dBµV/m)	Limit (dBµV/m)	Margin (dB)	Detector	Angle (°)	Height (cm)	Polarisation
5426.823	37.06	54.00	-16.94	RMS	330	291	Vertical

Table 254 - U-NII-6 - 6435 MHz (CH97), HE20, SU, CDD, Core 0 + Core 1, 1 GHz to 40 GHz

No other emissions found within 10 dB of the limit.

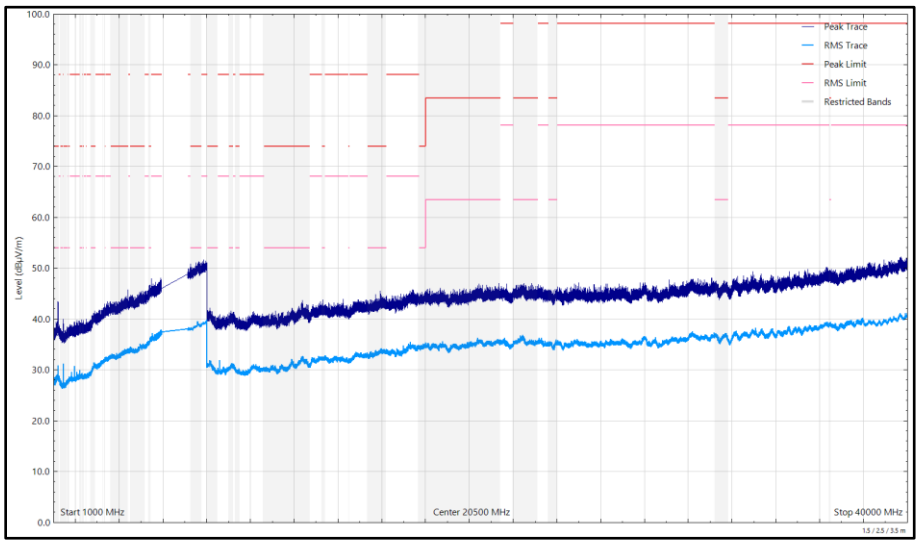

Figure 260 - U-NII-6 - 6435 MHz (CH97), HE20, SU, CDD, Core 0 + Core 1, 1 GHz to 40 GHz, Horizontal

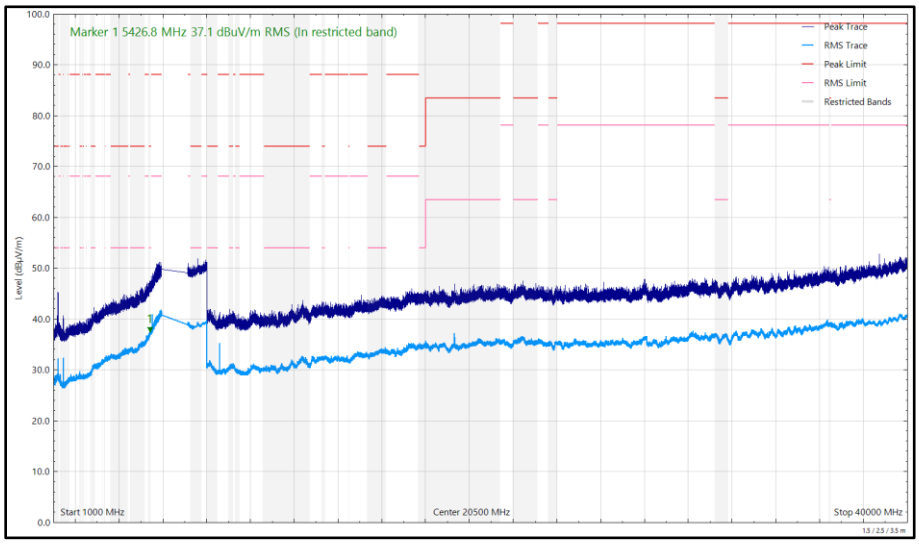

Figure 261 - U-NII-6 - 6435 MHz (CH97), HE20, SU, CDD, Core 0 + Core 1, 1 GHz to 40 GHz, Vertical

Frequency (MHz)	Level (dBµV/m)	Limit (dBµV/m)	Margin (dB)	Detector	Angle (°)	Height (cm)	Polarisation
30.059	24.42	40.00	-15.58	Q-Peak	66	400	Vertical
31.715	31.75	40.00	-8.25	Q-Peak	306	103	Vertical
85.816	26.61	40.00	-13.39	Q-Peak	168	258	Horizontal
102.787	34.70	43.50	-8.80	Q-Peak	10	317	Horizontal
112.531	33.13	43.50	-10.37	Q-Peak	216	298	Horizontal
113.097	32.10	43.50	-11.40	Q-Peak	252	100	Vertical
145.450	29.31	43.50	-14.19	Q-Peak	303	126	Vertical
147.602	28.31	43.50	-15.19	Q-Peak	208	315	Horizontal
172.233	28.96	43.50	-14.54	Q-Peak	318	103	Vertical
194.331	29.15	43.50	-14.35	Q-Peak	202	100	Vertical
248.946	24.95	46.00	-21.05	Q-Peak	247	110	Vertical
331.689	27.58	46.00	-18.42	Q-Peak	81	100	Horizontal
5458.997	37.53	54.00	-16.47	RMS	23	310	Vertical

Table 255 - U-NII-6 - 6475 MHz (CH105), HE20, SU, CDD, Core 0 + Core 1, 30 MHz to 40 GHz

No other emissions found within 10 dB of the limit.

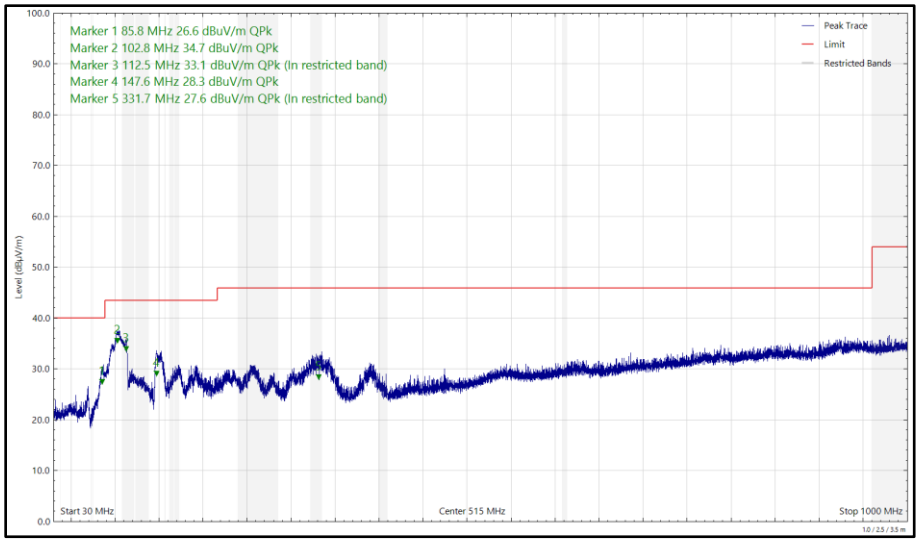

Figure 262 - U-NII-6 - 6475 MHz (CH105), HE20, SU, CDD, Core 0 + Core 1, 30 MHz to 1 GHz, Horizontal (Peak)

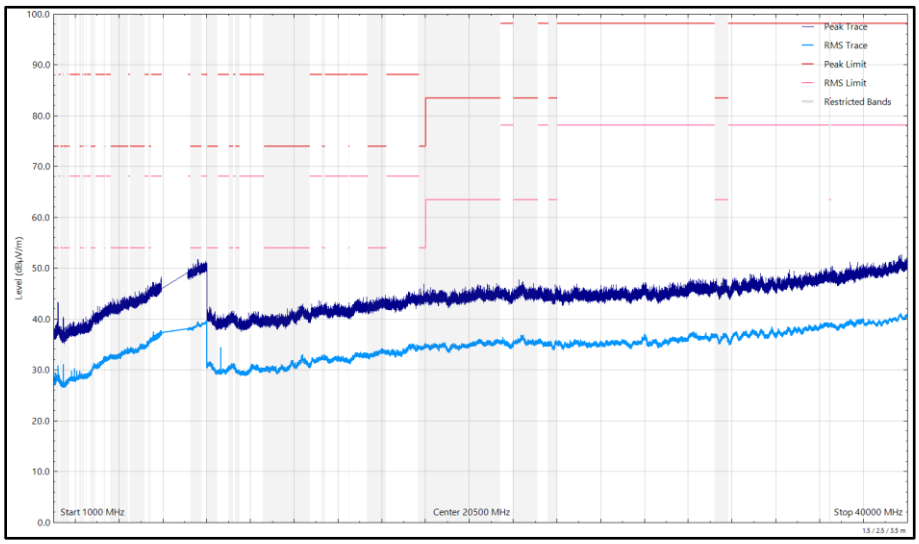

Figure 263 - U-NII-6 - 6475 MHz (CH105), HE20, SU, CDD, Core 0 + Core 1, 1 GHz to 40 GHz, Horizontal

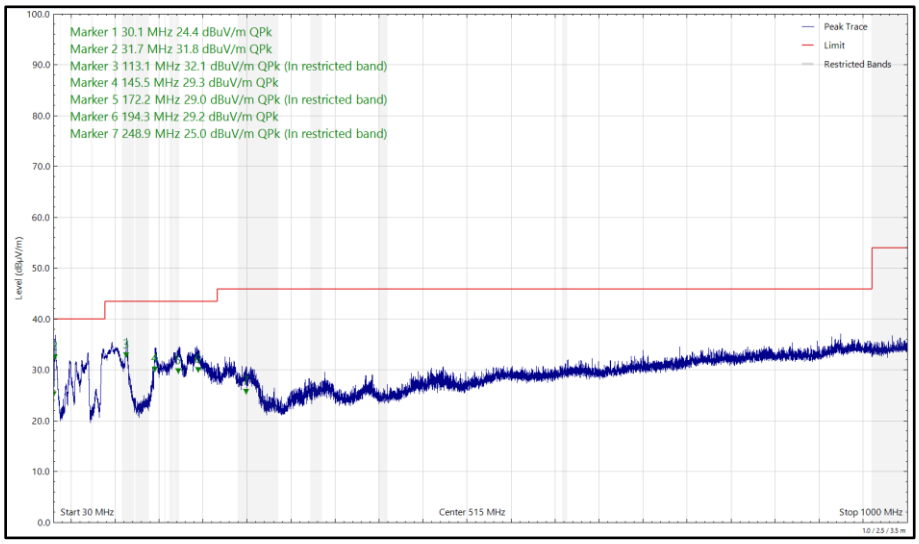

Figure 264 - U-NII-6 - 6475 MHz (CH105), HE20, SU, CDD, Core 0 + Core 1, 30 MHz to 1 GHz, Vertical (Peak)

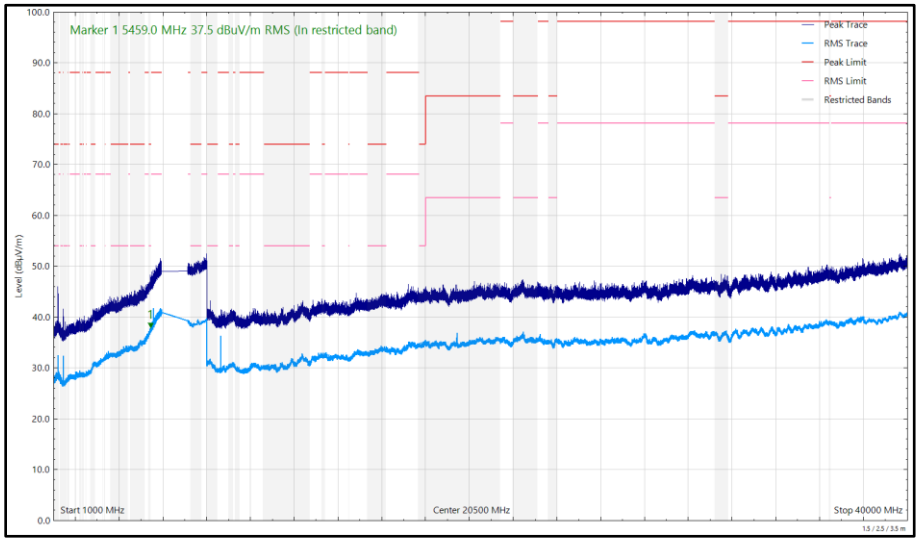

Figure 265 - U-NII-6 - 6475 MHz (CH105), HE20, SU, CDD, Core 0 + Core 1, 1 GHz to 40 GHz, Vertical

Frequency (MHz)	Level (dBµV/m)	Limit (dBµV/m)	Margin (dB)	Detector	Angle (°)	Height (cm)	Polarisation
5433.568	37.06	54.00	-16.94	RMS	20	322	Vertical

Table 256 - U-NII-6 - 6515 MHz (CH113), HE20, SU, CDD, Core 0 + Core 1, 1 GHz to 40 GHz

No other emissions found within 10 dB of the limit.

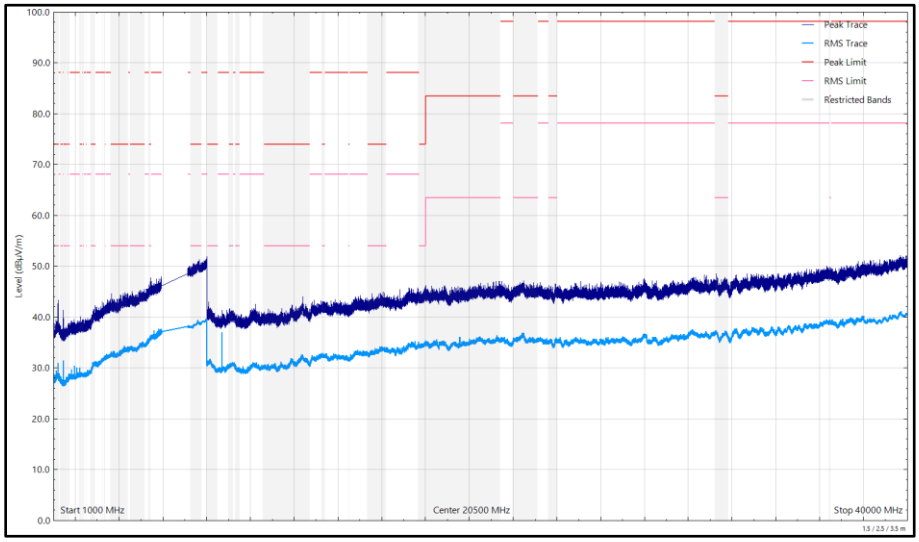

Figure 266 - U-NII-6 - 6515 MHz (CH113), HE20, SU, CDD, Core 0 + Core 1, 1 GHz to 40 GHz, Horizontal

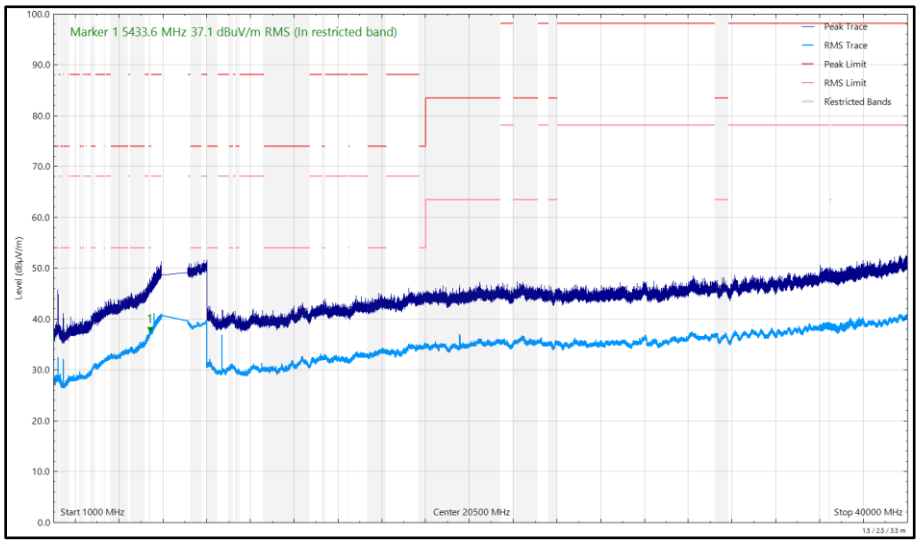

Figure 267 - U-NII-6 - 6515 MHz (CH113), HE20, SU, CDD, Core 0 + Core 1, 1 GHz to 40 GHz, Vertical

Frequency (MHz)	Level (dBµV/m)	Limit (dBµV/m)	Margin (dB)	Detector	Angle (°)	Height (cm)	Polarisation
5445.137	36.53	54.00	-17.47	RMS	47	251	Vertical

Table 257 - U-NII-7 - 6535 MHz (CH117), HE20, SU, CDD, Core 0 + Core 1, 1 GHz to 40 GHz

No other emissions found within 10 dB of the limit.

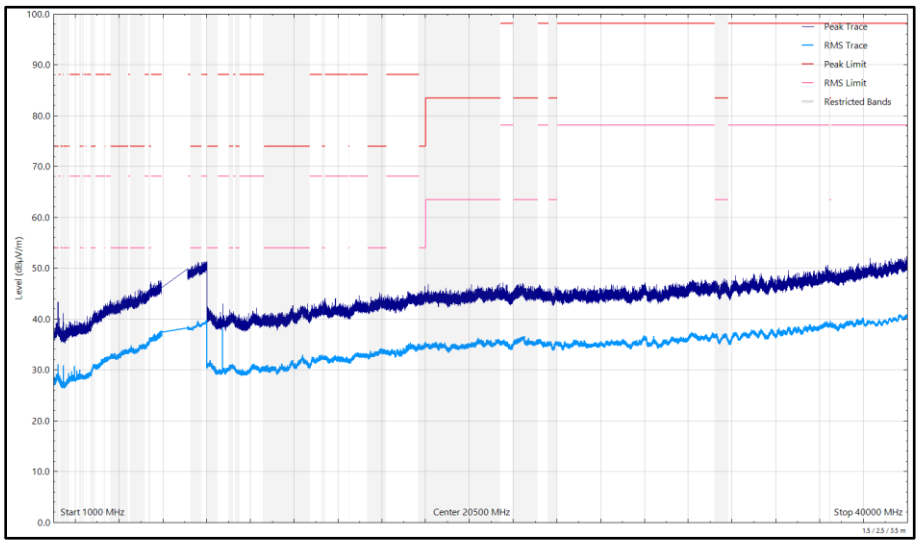

Figure 268 - U-NII-7 - 6535 MHz (CH117), HE20, SU, CDD, Core 0 + Core 1, 1 GHz to 40 GHz, Horizontal

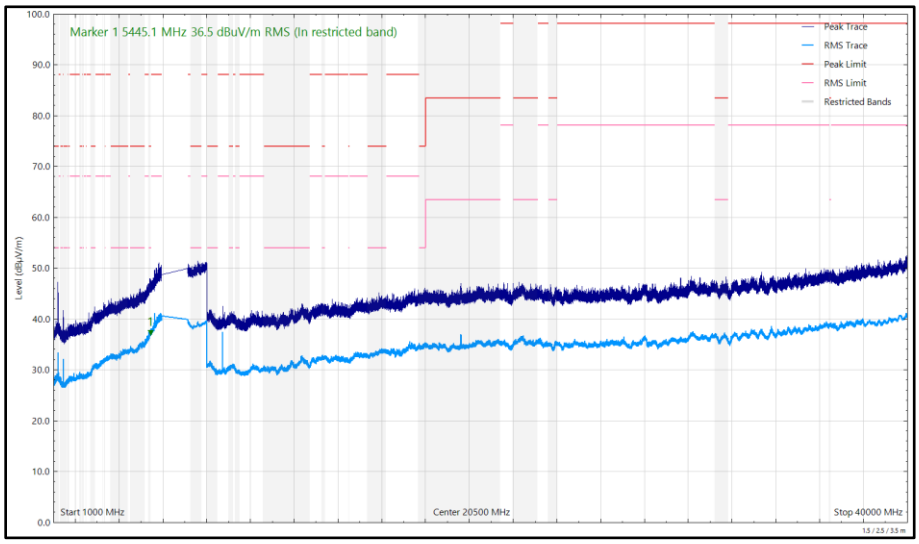

Figure 269 - U-NII-7 - 6535 MHz (CH117), HE20, SU, CDD, Core 0 + Core 1, 1 GHz to 40 GHz, Vertical

Frequency (MHz)	Level (dBµV/m)	Limit (dBµV/m)	Margin (dB)	Detector	Angle (°)	Height (cm)	Polarisation
30.050	24.51	40.00	-15.49	Q-Peak	3	400	Vertical
31.747	32.04	40.00	-7.96	Q-Peak	0	102	Vertical
68.385	28.44	40.00	-11.56	Q-Peak	158	111	Vertical
84.543	26.39	40.00	-13.61	Q-Peak	181	392	Horizontal
102.458	34.81	43.50	-8.69	Q-Peak	359	298	Horizontal
108.086	33.03	43.50	-10.47	Q-Peak	350	297	Horizontal
112.845	32.49	43.50	-11.01	Q-Peak	291	259	Vertical
146.331	28.94	43.50	-14.56	Q-Peak	31	301	Horizontal
172.914	27.90	43.50	-15.60	Q-Peak	213	112	Vertical
194.206	27.44	43.50	-16.06	Q-Peak	177	121	Vertical
328.745	27.66	46.00	-18.34	Q-Peak	87	101	Horizontal
5426.299	36.67	54.00	-17.33	RMS	29	274	Vertical

Table 258 - U-NII-7 - 6695 MHz (CH149), HE20, SU, CDD, Core 0 + Core 1, 30 MHz to 40 GHz

No other emissions found within 10 dB of the limit.

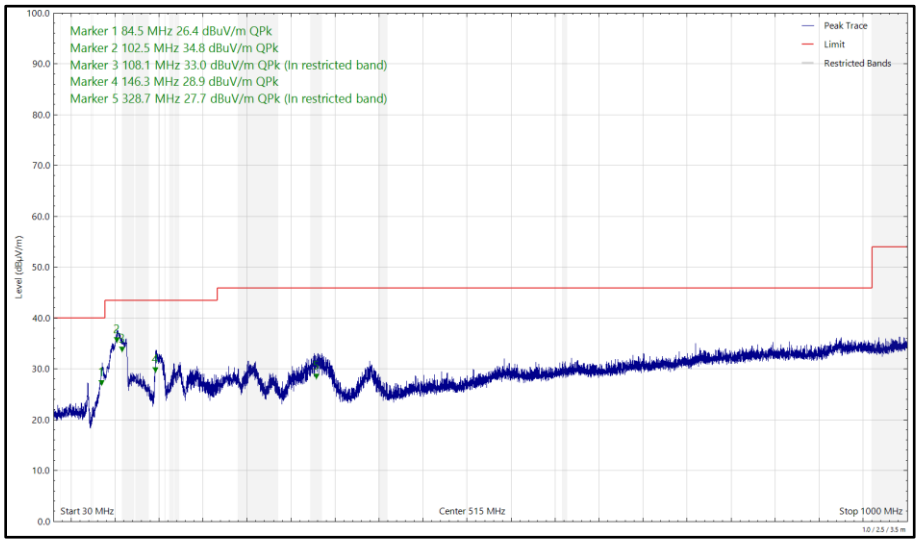

Figure 270 - U-NII-7 - 6695 MHz (CH149), HE20, SU, CDD, Core 0 + Core 1, 30 MHz to 1 GHz, Horizontal (Peak)

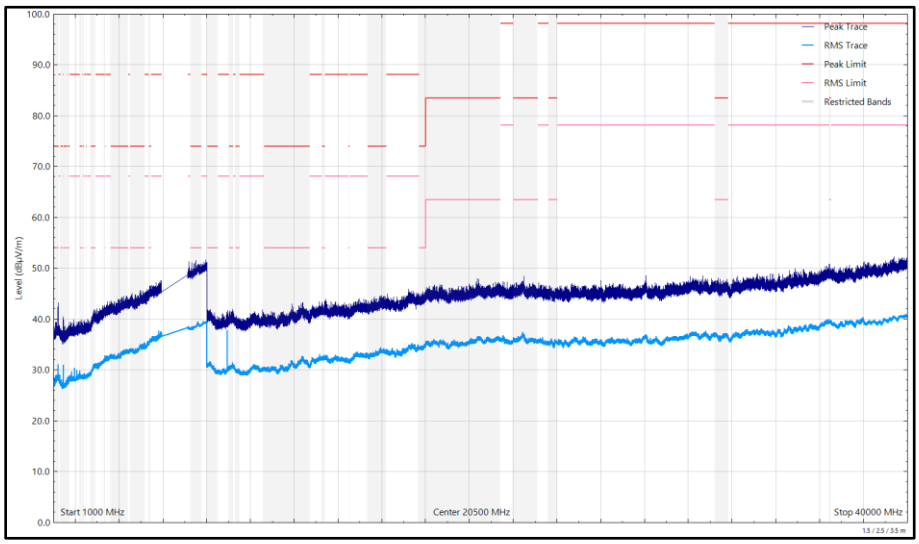

Figure 271 - U-NII-7 - 6695 MHz (CH149), HE20, SU, CDD, Core 0 + Core 1, 1 GHz to 40 GHz, Horizontal

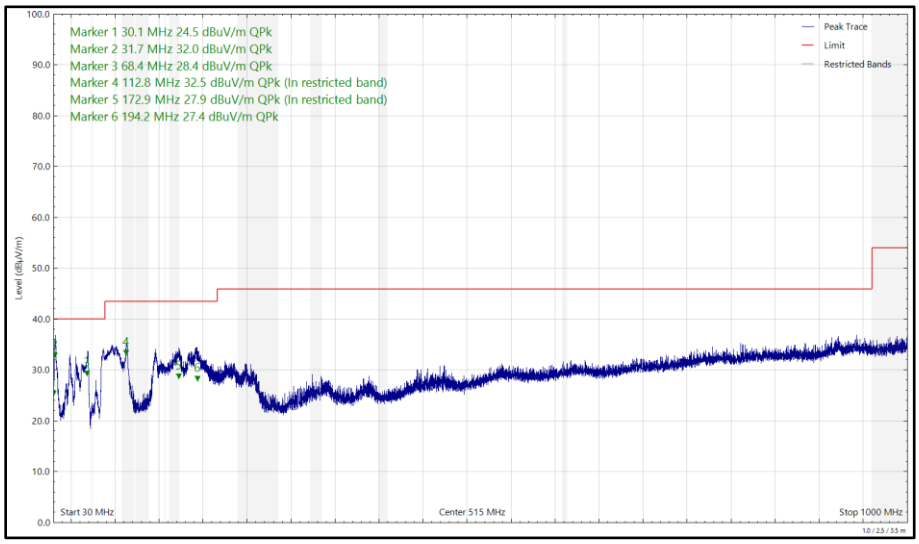

Figure 272 - U-NII-7 - 6695 MHz (CH149), HE20, SU, CDD, Core 0 + Core 1, 30 MHz to 1 GHz, Vertical (Peak)

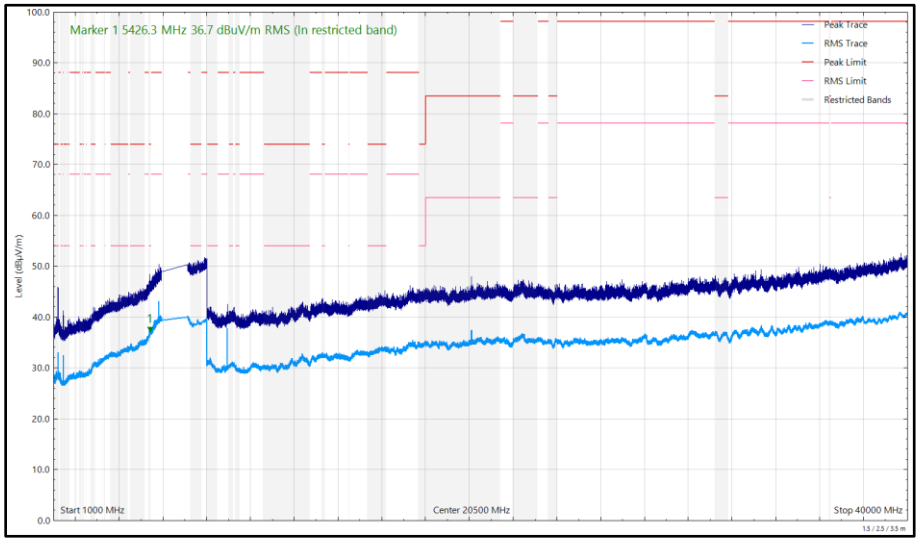

Figure 273 - U-NII-7 - 6695 MHz (CH149), HE20, SU, CDD, Core 0 + Core 1, 1 GHz to 40 GHz, Vertical

Frequency (MHz)	Level (dBµV/m)	Limit (dBµV/m)	Margin (dB)	Detector	Angle (°)	Height (cm)	Polarisation
5447.125	36.07	54.00	-17.93	RMS	39	289	Vertical

Table 259 - U-NII-7 - 6855 MHz (CH181), HE20, SU, CDD, Core 0 + Core 1, 1 GHz to 40 GHz

No other emissions found within 10 dB of the limit.

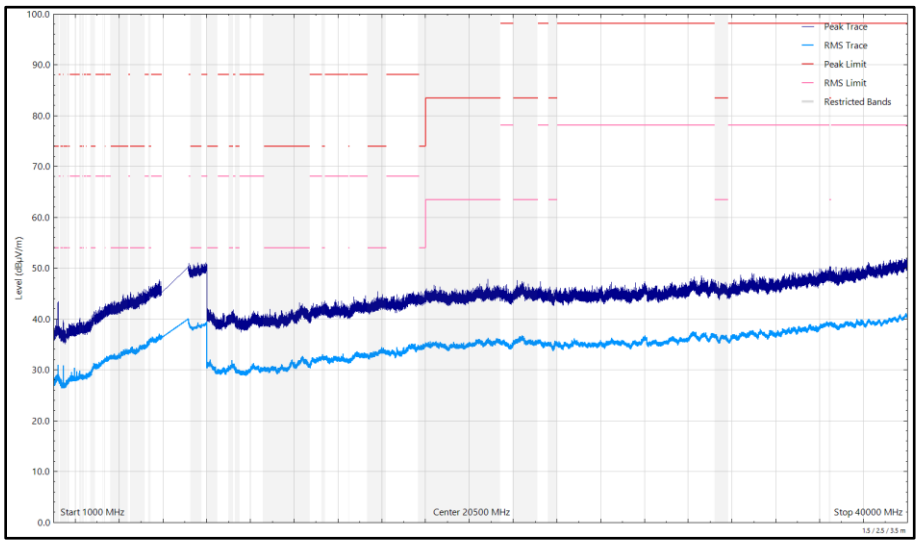

Figure 274 - U-NII-7 - 6855 MHz (CH181), HE20, SU, CDD, Core 0 + Core 1, 1 GHz to 40 GHz, Horizontal

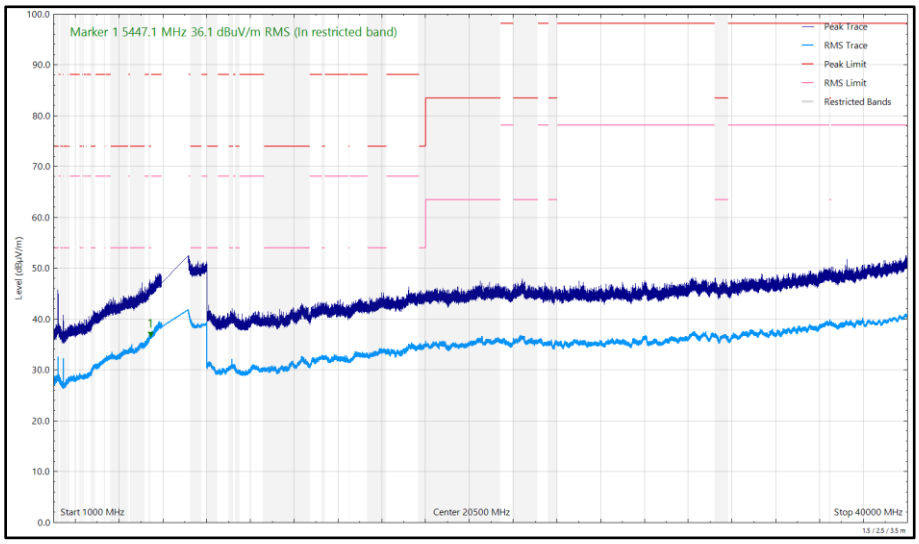

Figure 275 - U-NII-7 - 6855 MHz (CH181), HE20, SU, CDD, Core 0 + Core 1, 1 GHz to 40 GHz, Vertical

Frequency (MHz)	Level (dBµV/m)	Limit (dBµV/m)	Margin (dB)	Detector	Angle (°)	Height (cm)	Polarisation
7251.998	39.13	54.00	-14.87	RMS	319	250	Vertical

Table 260 - U-NII-8 - 6895 MHz (CH189), HE20, SU, CDD, Core 0 + Core 1, 1 GHz to 40 GHz

No other emissions found within 10 dB of the limit.

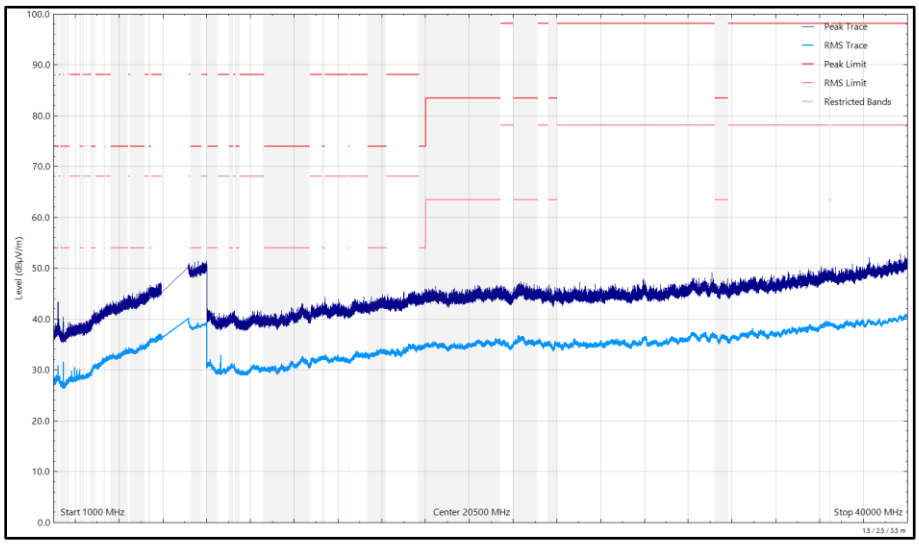

Figure 276 - U-NII-8 - 6895 MHz (CH189), HE20, SU, CDD, Core 0 + Core 1, 1 GHz to 40 GHz, Horizontal

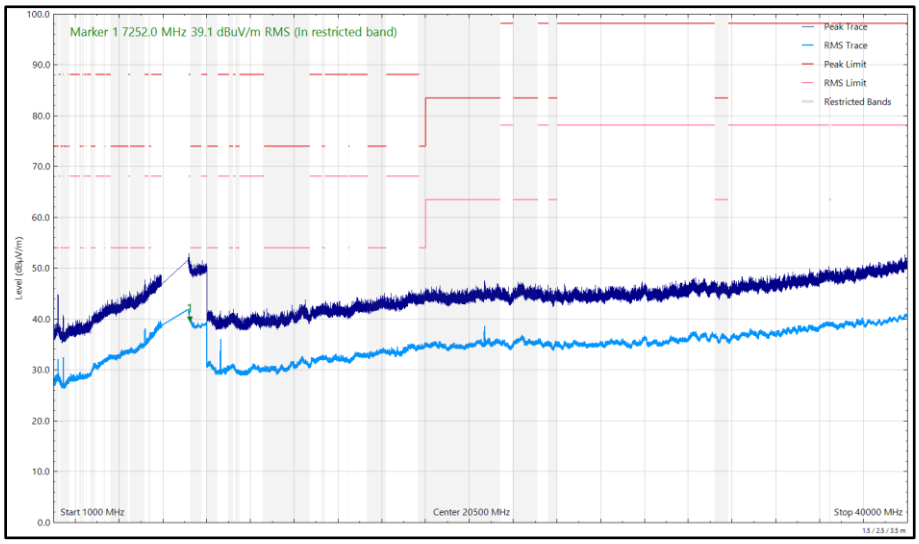

Figure 277 - U-NII-8 - 6895 MHz (CH189), HE20, SU, CDD, Core 0 + Core 1, 1 GHz to 40 GHz, Vertical

Frequency (MHz)	Level (dBµV/m)	Limit (dBµV/m)	Margin (dB)	Detector	Angle (°)	Height (cm)	Polarisation
32.041	31.55	40.00	-8.45	Q-Peak	210	108	Vertical
69.228	28.72	40.00	-11.28	Q-Peak	134	107	Vertical
86.698	27.26	40.00	-12.74	Q-Peak	350	392	Horizontal
105.021	34.61	43.50	-8.89	Q-Peak	0	310	Horizontal
108.095	33.16	43.50	-10.34	Q-Peak	360	271	Horizontal
112.907	31.40	43.50	-12.10	Q-Peak	257	100	Vertical
146.658	28.99	43.50	-14.51	Q-Peak	16	245	Horizontal
173.041	29.05	43.50	-14.45	Q-Peak	350	100	Vertical
193.609	29.29	43.50	-14.21	Q-Peak	194	100	Vertical
252.930	24.02	46.00	-21.98	Q-Peak	310	107	Vertical
328.312	27.60	46.00	-18.40	Q-Peak	89	100	Horizontal
7254.767	40.55	54.00	-13.45	RMS	325	245	Vertical

Table 261 - U-NII-8 - 6995 MHz (CH209), HE20, SU, CDD, Core 0 + Core 1, 30 MHz to 40 GHz

No other emissions found within 10 dB of the limit.

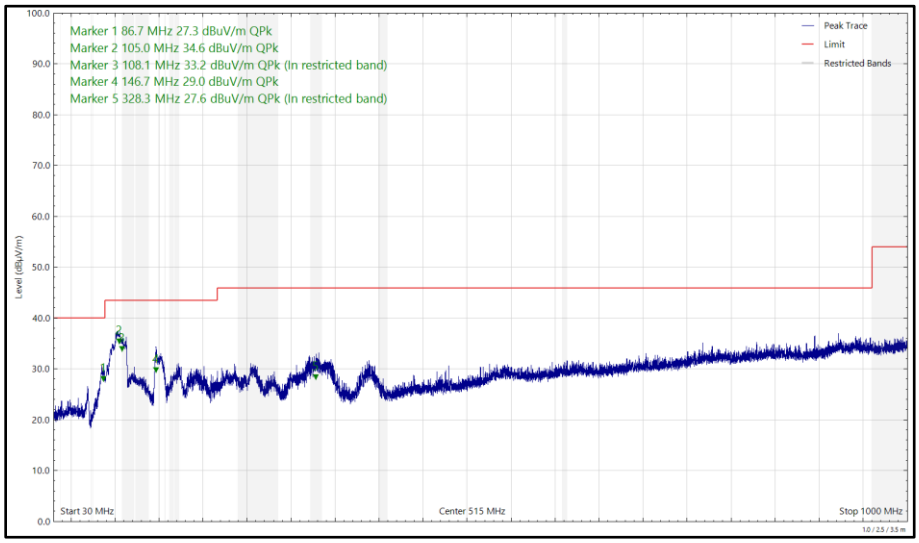

Figure 278 - U-NII-8 - 6995 MHz (CH209), HE20, SU, CDD, Core 0 + Core 1, 30 MHz to 1 GHz, Horizontal (Peak)

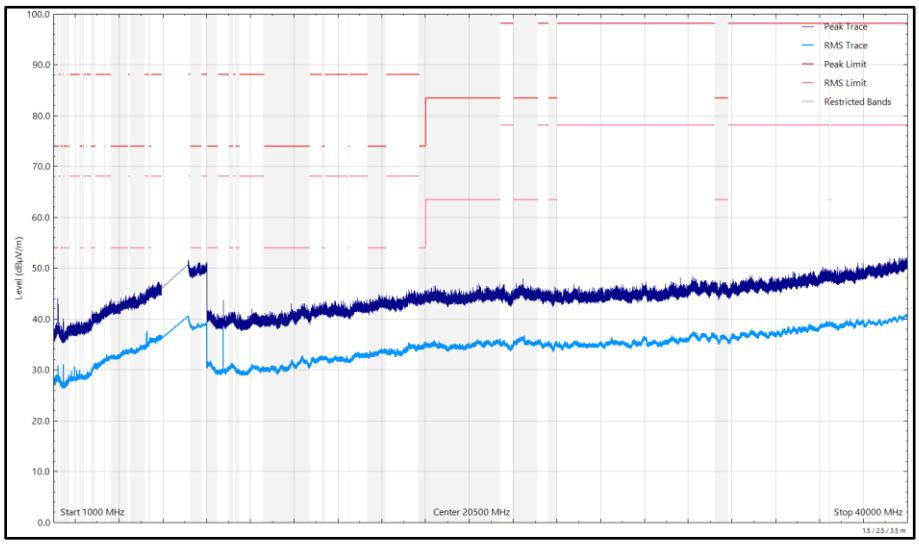

Figure 279 - U-NII-8 - 6995 MHz (CH209), HE20, SU, CDD, Core 0 + Core 1, 1 GHz to 40 GHz, Horizontal

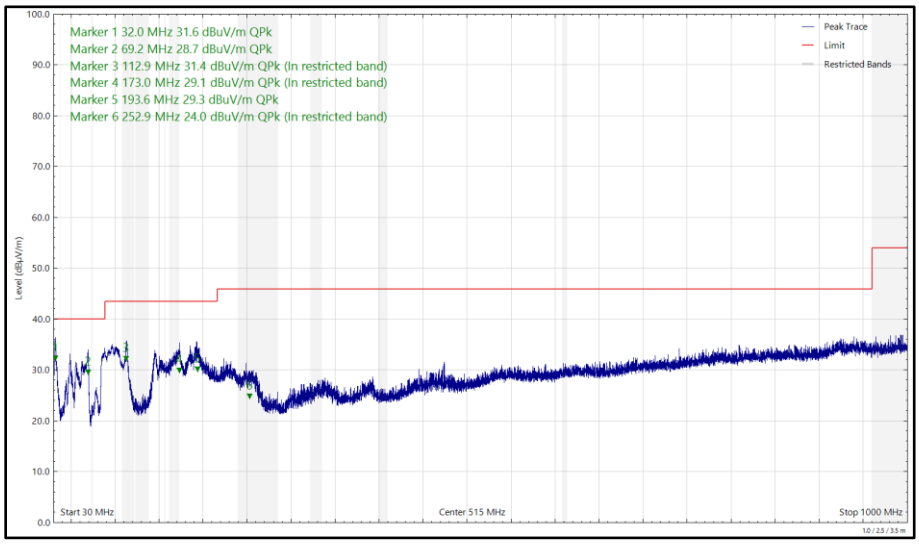

Figure 280 - U-NII-8 - 6995 MHz (CH209), HE20, SU, CDD, Core 0 + Core 1, 30 MHz to 1 GHz, Vertical (Peak)

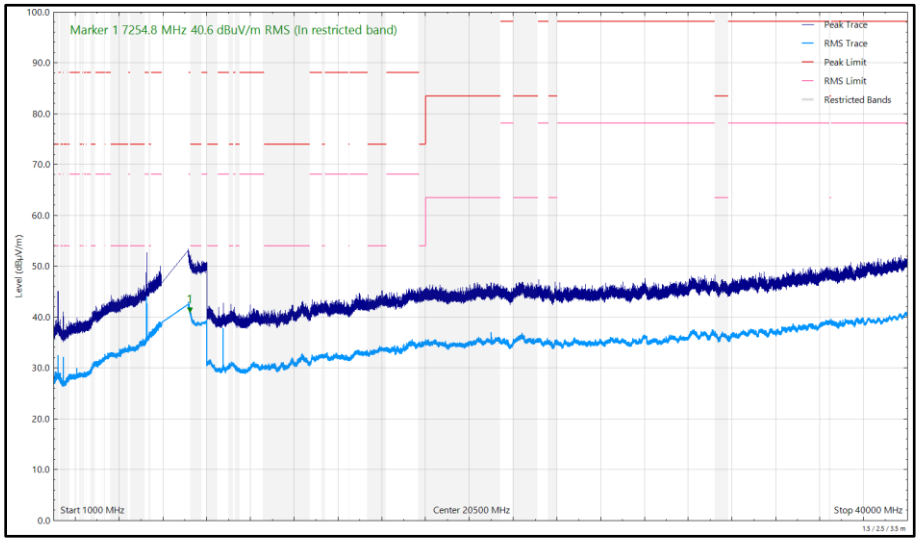

Figure 281 - U-NII-8 - 6995 MHz (CH209), HE20, SU, CDD, Core 0 + Core 1, 1 GHz to 40 GHz, Vertical

Frequency (MHz)	Level (dBµV/m)	Limit (dBµV/m)	Margin (dB)	Detector	Angle (°)	Height (cm)	Polarisation
5434.949	36.38	54.00	-17.62	RMS	22	302	Vertical
7155.285	53.42	68.20	-14.78	RMS	330	243	Vertical
7155.402	72.96	88.20	-15.24	Peak	327	247	Vertical
7251.195	39.90	54.00	-14.10	RMS	67	383	Horizontal
7255.565	40.98	54.00	-13.02	RMS	59	267	Vertical

Table 262 - U-NII-8 - 7115 MHz (CH233), HE20, SU, CDD, Core 0 + Core 1, 1 GHz to 40 GHz

No other emissions found within 10 dB of the limit.

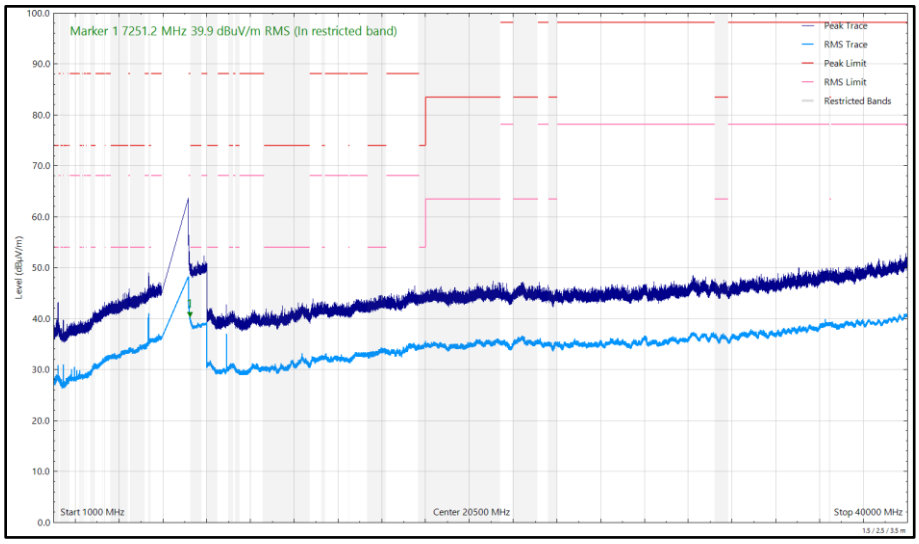

Figure 282 - U-NII-8 - 7115 MHz (CH233), HE20, SU, CDD, Core 0 + Core 1, 1 GHz to 40 GHz, Horizontal

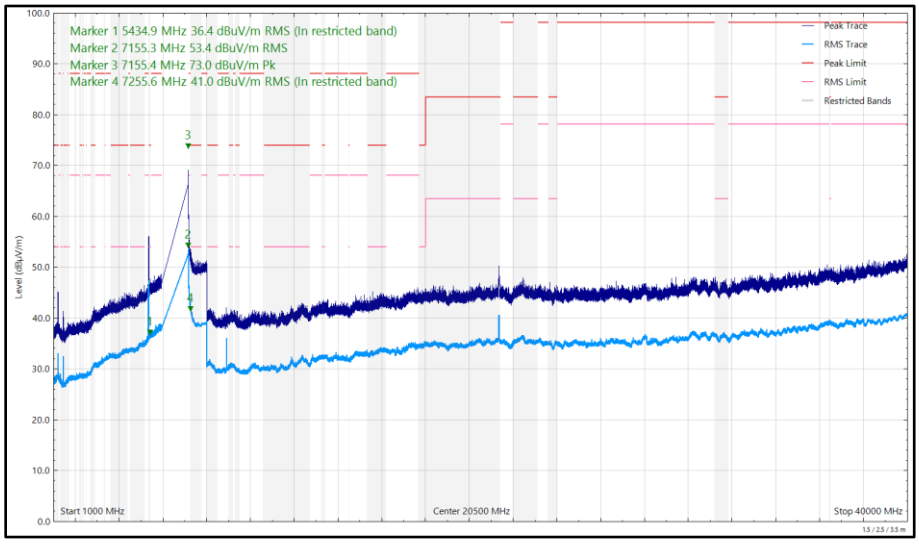

Figure 283 - U-NII-8 - 7115 MHz (CH233), HE20, SU, CDD, Core 0 + Core 1, 1 GHz to 40 GHz, Vertical

FCC 47 CFR Part 15, Limit Clause 15.407(b)(5) and 15.209

Emissions not falling within the restricted bands listed in 15.205:

For transmitters operating within the 5.925–7.125 GHz band: Any emissions outside of the 5.925–7.125 GHz band must not exceed an e.i.r.p. of -27 dBm/MHz.

Unwanted emissions below 1 GHz must comply with the general field strength limits set forth in 15.209.

Emissions within the restricted bands listed in FCC 47 CFR Part 15.205:

Frequency (MHz)	Field Strength (µV/m) at 3m	Field Strength Limit (dBµV/m) at 3m
30 to 88	100	40.00
88 to 216	150	43.52
216 to 960	200	46.02
Above 960	500	53.98

Table 263 - Radiated Emissions Limit Table (FCC)

ISED RSS-248, Limit Clause 4.6.2(a) and ISED RSS-GEN, Limit Clause 8.9

Emissions not falling within the restricted bands listed in ISED RSS-GEN, Clause 8.10:

Any emissions outside of the 5925-7125 MHz band shall not exceed –27 dBm/MHz e.i.r.p.

Any emissions below 1000 MHz shall meet the general field strength limits specified in RSS-Gen

Emissions falling within the restricted bands listed in ISED RSS-GEN, Clause 8.10:

Frequency (MHz)	Field Strength (µV/m) at 3m	Field Strength Limit (dBµV/m) at 3m
30 to 88	100	40.00
88 to 216	150	43.52
216 to 960	200	46.02
Above 960	500	53.98

Table 264 - Radiated Emissions Limit Table (ISED)

2.6.8 Test Location and Test Equipment Used

This test was carried out in RF Chamber 14, RF Chamber 16 and RF Chamber 17.

Instrument	Manufacturer	Type No.	TE No.	Calibration Period (months)	Calibration Expiry Date
Emissions Software	TUV SUD	EmX V3.4.2	5125	-	Software
Antenna (DRG, 1 GHz to 10.5 GHz)	Schwarzbeck	BBHA9120B	5215	12	14-Jul-2025
EMI Test Receiver	Rohde & Schwarz	ESW44	5911	12	19-Sep-2025
EMI Test Receiver	Rohde & Schwarz	ESW44	5912	12	07-Aug-2025
TRILOG Super Broadband Test Antenna	Schwarzbeck	VULB 9168	5943	24	24-May-2026
1500W (300V 12A) AC Power Supply	iTech	IT7324	5955	-	O/P Mon
1500W (300V 12A) AC Power Supply	iTech	IT7324	5957	-	O/P Mon
5m Semi-Anechoic Chamber (Dual-Axis)	Albatross Projects	RF Chamber 14	5958	36	26-Apr-2025
Compact Antenna Mast	Maturo Gmbh	CAM4.0-P	5959	-	TU
Mast & Turntable Controller	Maturo Gmbh	FCU3.0	5960	-	TU
Tilt Antenna Mast	Maturo Gmbh	BAM4.5-P	5961	-	TU
Turntable	Maturo Gmbh	TT1.5SI	5962	-	TU
3m Semi-Anechoic Chamber, Chamber16	Albatross Projects	RF Chamber 16	5972	36	24-May-2025
Mast & Turntable Controller	Maturo Gmbh	FCU3.0	5973	-	TU
Tilt Antenna Mast	Maturo Gmbh	BAM4.5-P	5974	-	TU
Turntable	Maturo Gmbh	TT1.5SI	5975	-	TU
Cable (N to N 8m)	Junkosha	MWX221-08000NMSNMS/A	6006	12	20-May-2025
Cable (N to N 3m)	Junkosha	MWX221-03000NMSNMS/A	6025	12	20-May-2025
SAC Switch Unit	TUV SUD	TUV_SSU_001	6144	12	11-Dec-2024
Digital Multimeter	Fluke	115	6146	12	06-Jun-2025
Digital Multimeter	Fluke	115	6147	12	06-Jun-2025
8GHz Highpass Filter	Wainwright	WHKX 7150 8000 18000 50SS	6194	12	23-Apr-2025
Pre Amp 8 - 18 GHz	Wright Technologies	APS06 0061	6200	12	03-Jun-2025
Attenuator 4dB	Pasternack	PE7074-4	6201	24	24-May-2026
Cable (SMA to SMA 20cm)	TUV SUD	MH-FH 8-18	6215	12	23-Apr-2025
EMI Test Receiver	Rohde & Schwarz	ESW44	6294	12	06-Jan-2025
USB Spectrum Analyser	Signal Hound	SA124B	6296	-	TU
USB Spectrum Analyser	Signal Hound	SA124B	6298	-	TU
Cable (SMA to SMA 1m)	Junkosha	MWX221-01000AMSAMS/A	6315	12	04-Feb-2025
Cable (K Type 2m)	Junkosha	MWX241-02000KMSKMS/B	6324	12	04-Feb-2025

Instrument	Manufacturer	Type No.	TE No.	Calibration Period (months)	Calibration Expiry Date
Digital Multimeter	Fluke	115	6345	12	24-Jul-2025
Humidity and Temperature Meter	R.S Components	1364	6346	12	06-Mar-2025
USB Spectrum Analyser	Signal Hound	SA124B	6383	-	TU
Horn Antenna (1–10.5 GHz)	Schwarzbeck	BBHA 9120 B	6457	12	05-May-2025
DRG Horn Antenna (8-18 GHz)	Schwarzbeck	HWRD750	6458	12	05-May-2025
AC Power Supply	iTech	IT7324	6657	-	O/P Mon
3m Semi-Anechoic Chamber	Albatross Projects	RF Chamber 17	6658	36	28-Jan-2026
Mast and Turntable Controller	Maturo Gmbh	FCU3.0	6659	-	TU
Tilt Antenna Mast	Maturo Gmbh	BAM4.5-P	6660	-	TU
Turntable	Maturo Gmbh	TT1.5SI	6661	-	TU
8m Cable	Junkosha	MWX221-08000AMSAMS/B	6748	12	01-Feb-2025
Double Ridge Active Horn Antenna (18-40 GHz	Com-Power	AHA-840	6771	24	17-Jan-2025
8M SMA Cable	Junkosha	MWX221-08000AMSAMS/B	6833	12	14-Aug-2025
8M SMA Cable	Junkosha	MWX221-08000AMSAMS/B	6834	12	14-Aug-2025
Handheld Hygrometer	Fluke	971	6838	12	27-Aug-2025
Cable Assembly	SpecTech	PE300-60	6857	-	TU
Cable Assembly	SpecTech	PE300-60	6858	-	TU
Cable Assembly	SpecTech	PE300-60	6859	-	TU
Cable Assembly	SpecTech	PE300-60	6860	-	TU
Cable Assembly	SpecTech	PE300-60	6866	-	TU
Cable Assembly	SpecTech	PE300-60	6867	-	TU

Table 265

TU - Traceability Unscheduled
O/P Mon - Output Monitored using calibrated equipment

2.7 Unwanted Emissions within the 5925-7125 MHz band

2.7.1 Specification Reference

FCC 47 CFR Part 15E, Clause 15.407 (b)
ISED RSS-248, Clause 4.6
ISED RSS-GEN, Clause 6.13

2.7.2 Equipment Under Test and Modification State

A3240, S/N: CR2LTQRPHQ - Modification State 0
A3240, S/N: GVGH0F77DG - Modification State 0
A3240, S/N: HM4K2KMHW3 - Modification State 0

2.7.3 Date of Test

27-October-2024 to 09-December-2024

2.7.4 Test Method

This test was performed in accordance with KDB 987594 D02, clause J.

2.7.5 Environmental Conditions

Ambient Temperature	20.3 - 22.7 °C
Relative Humidity	36.4 - 54.6 %

2.7.6 Test Results

6 GHz WLAN

SISO

Protocol	Unwanted Emissions Within the RLAN Band	
	Margin (dB)	Frequency (MHz)
802.11a LPI	16.70	6727.800
802.11ax HE20 SU LPI	15.79	6512.500
802.11ax HE40 SU LPI	9.07	5973.724
802.11ax HE80 SU LPI	8.82	6282.500
802.11ax HE160 SU LPI	8.01	6942.000

Table 266 - Unwanted Emissions Within the RLAN Band Summary Results

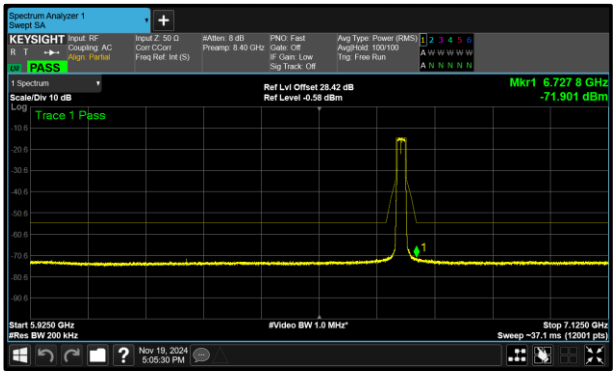

Figure 284 - B (Core 1) 802.11a LPI 6695 MHz (CH149)

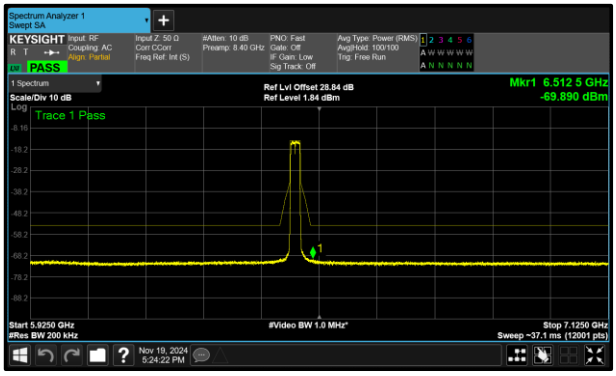

Figure 285 - B (Core 1) 802.11ax HE20 SU LPI 6475 MHz (CH105)

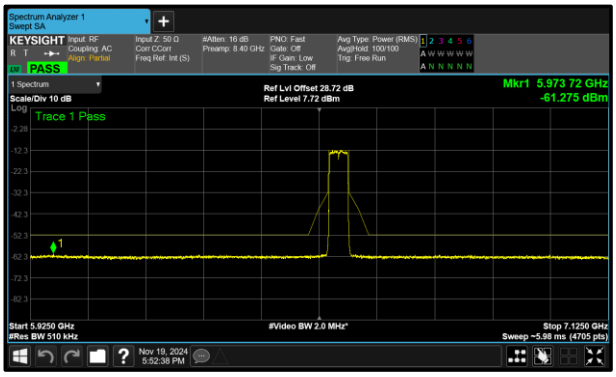

Figure 286 - B (Core 1) 802.11ax HE40 SU LPI 6565 MHz (CH123)

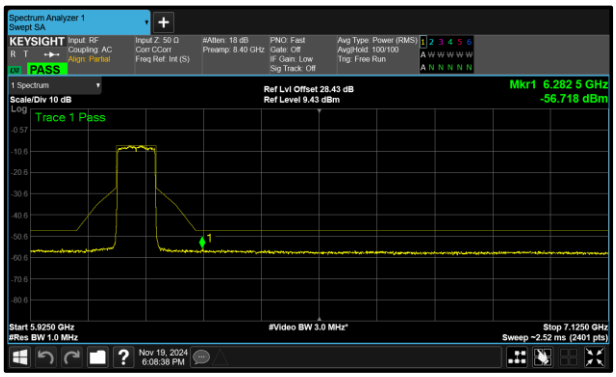

Figure 287 - A (Core 0) 802.11ax HE80 SU LPI 6145 MHz (CH39)

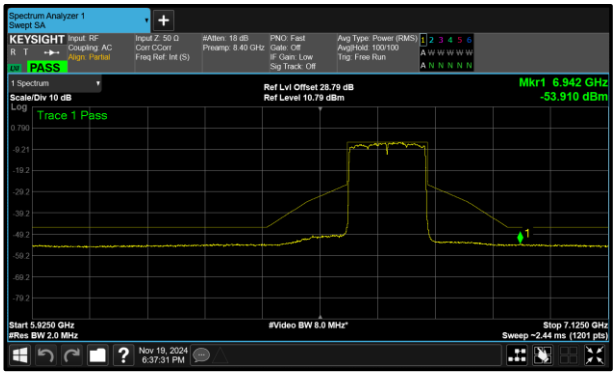

Figure 288 - B (Core 1) 802.11ax HE160 SU LPI 6665 MHz (CH143)

Protocol	Unwanted Emissions Within the RLAN Band	
	Margin (dB)	Frequency (MHz)
802.11ax HE20 RU106 LPI	17.17	6906.400
802.11ax HE20 RU26 LPI	17.49	7105.600
802.11ax HE20 RU52 LPI	17.92	6526.000

Table 267 - Unwanted Emissions Within the RLAN Band Summary Results

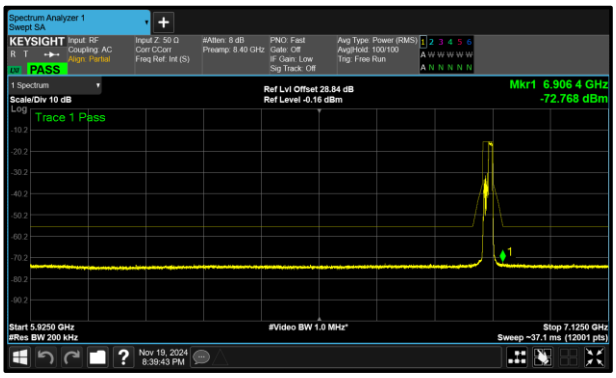

Figure 289 - B (Core 1) 802.11ax HE20 RU106 LPI 6875 MHz (CH185)

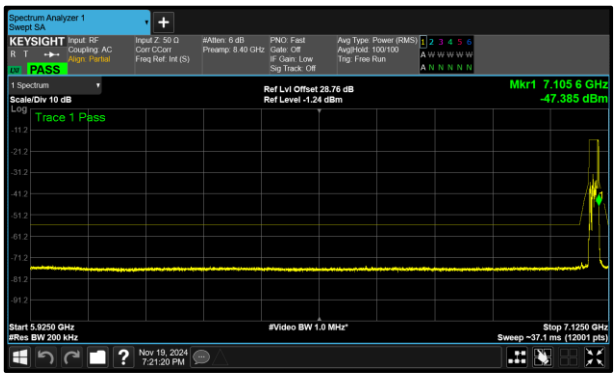

Figure 290 - B (Core 1) 802.11ax HE20 RU26 LPI 7095 MHz (CH229)

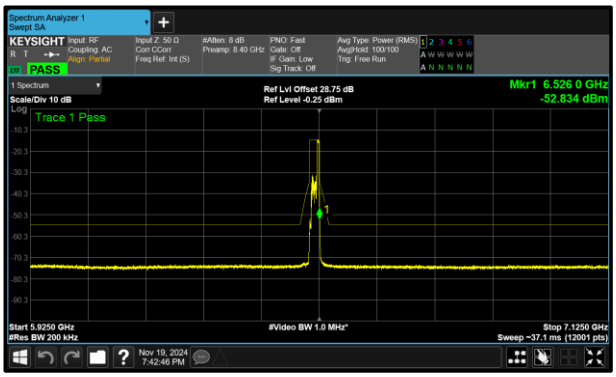

Figure 291 - B (Core 1) 802.11ax HE20 RU52 LPI 6515 MHz (CH113)

Test Configuration			
Frequency Range:	5.925-6.425 GHz 6.425-6.525 GHz 6.525-6.875 GHz 6.875-7.125 GHz	Band:	U-NII-5 U-NII-6 U-NII-7 U-NII-8
Limit Clause(s):	15.407 (b)(7) RSS-248 4.6.2	Test Method(s):	KDB 987594 clause j

DUT Configuration			
Mode:	802.11a LPI	Duty Cycle (%):	-
Data Rate:	12 Mbps	DCCF (dB):	-
Antenna Configuration:	SISO	Peak Antenna Gain (dBi):	-
Active Port(s):	A (Core 0) | B (Core 1)	Active Chain Id(s):	0 | 1

Test Frequency (MHz)	Unwanted Emissions Within the RLAN Band Margin (dB)			
	A	B	C	D
5955	16.81	-	-	-
6175	17.26	-	-	-
6415	17.50	-	-	-
6435	-	17.58	-	-
6475	-	17.27	-	-
6515	-	16.87	-	-
6535	-	16.71	-	-
6695	-	16.70	-	-
6855	-	17.40	-	-
6875	-	17.36	-	-
6895	-	17.16	-	-
6995	-	17.22	-	-
7115	-	16.81	-	-

Table 268 - Unwanted Emissions Within the Band Results

Test Configuration			
Frequency Range:	5.925-6.425 GHz 6.425-6.525 GHz 6.525-6.875 GHz 6.875-7.125 GHz	Band:	U-NII-5 U-NII-6 U-NII-7 U-NII-8
Limit Clause(s):	15.407 (b)(7) RSS-248 4.6.2	Test Method(s):	KDB 987594 clause j

DUT Configuration			
Mode:	802.11ax HE20 SU LPI	Duty Cycle (%):	-
Modulation Coding Scheme:	MCS2x1	DCCF (dB):	-
Antenna Configuration:	SISO	Peak Antenna Gain (dBi):	-
Active Port(s):	A (Core 0) | B (Core 1)	Active Chain Id(s):	0 | 1

Test Frequency (MHz)	Unwanted Emissions Within the RLAN Band Margin (dB)			
	A	B	C	D
5955	16.89	-	-	-
6175	16.05	-	-	-
6415	16.93	-	-	-
6435	-	16.86	-	-
6475	-	15.79	-	-
6515	-	16.97	-	-
6535	-	16.45	-	-
6695	-	15.92	-	-
6855	-	16.47	-	-
6875	-	16.83	-	-
6895	-	16.20	-	-
6995	-	16.38	-	-
7095	-	16.88	-	-

Table 269 - Unwanted Emissions Within the Band Results

Test Configuration			
Frequency Range:	5.925-6.425 GHz 6.425-6.525 GHz 6.525-6.875 GHz 6.875-7.125 GHz	Band:	U-NII-5 U-NII-6 U-NII-7 U-NII-8
Limit Clause(s):	15.407 (b)(7) RSS-248 4.6.2	Test Method(s):	KDB 987594 clause j

DUT Configuration			
Mode:	802.11ax HE40 SU LPI	Duty Cycle (%):	-
Modulation Coding Scheme:	MCS2x1	DCCF (dB):	-
Antenna Configuration:	SISO	Peak Antenna Gain (dBi):	-
Active Port(s):	A (Core 0) | B (Core 1)	Active Chain Id(s):	0 | 1

Test Frequency (MHz)	Unwanted Emissions Within the RLAN Band Margin (dB)			
	A	B	C	D
5965	11.07	-	-	-
6165	10.25	-	-	-
6405	10.59	-	-	-
6445	-	10.54	-	-
6485	-	10.72	-	-
6525	-	10.87	-	-
6565	-	9.07	-	-
6685	-	11.50	-	-
6845	-	11.69	-	-
6885	-	10.74	-	-
6925	-	10.82	-	-
7005	-	11.00	-	-
7085	-	10.72	-	-

Table 270 - Unwanted Emissions Within the Band Results

Test Configuration			
Frequency Range:	5.925-6.425 GHz 6.425-6.525 GHz 6.525-6.875 GHz 6.875-7.125 GHz	Band:	U-NII-5 U-NII-6 U-NII-7 U-NII-8
Limit Clause(s):	15.407 (b)(7) RSS-248 4.6.2	Test Method(s):	KDB 987594 clause j

DUT Configuration			
Mode:	802.11ax HE80 SU LPI	Duty Cycle (%):	-
Modulation Coding Scheme:	MCS2x1	DCCF (dB):	-
Antenna Configuration:	SISO	Peak Antenna Gain (dBi):	-
Active Port(s):	A (Core 0) | B (Core 1)	Active Chain Id(s):	0 | 1

Test Frequency (MHz)	Unwanted Emissions Within the RLAN Band Margin (dB)			
	A	B	C	D
5985	10.54	-	-	-
6145	8.82	-	-	-
6385	10.13	-	-	-
6465	-	9.95	-	-
6545	-	9.49	-	-
6625	-	9.33	-	-
6705	-	9.74	-	-
6785	-	9.28	-	-
6865	-	10.84	-	-
6945	-	10.81	-	-
7025	-	10.75	-	-

Table 271 - Unwanted Emissions Within the Band Results

Test Configuration			
Frequency Range:	5.925-6.425 GHz 6.425-6.525 GHz 6.525-6.875 GHz 6.875-7.125 GHz	Band:	U-NII-5 U-NII-6 U-NII-7 U-NII-8
Limit Clause(s):	15.407 (b)(7) RSS-248 4.6.2	Test Method(s):	KDB 987594 clause j

DUT Configuration			
Mode:	802.11ax HE160 SU LPI	Duty Cycle (%):	-
Modulation Coding Scheme:	MCS2x1	DCCF (dB):	-
Antenna Configuration:	SISO	Peak Antenna Gain (dBi):	-
Active Port(s):	A (Core 0) | B (Core 1)	Active Chain Id(s):	0 | 1

Test Frequency (MHz)	Unwanted Emissions Within the RLAN Band Margin (dB)			
	A	B	C	D
6025	8.85	-	-	-
6185	8.32	-	-	-
6345	8.45	-	-	-
6505	-	9.00	-	-
6665	-	8.01	-	-
6825	-	8.33	-	-
6985	-	8.41	-	-

Table 272 - Unwanted Emissions Within the Band Results

Test Configuration			
Frequency Range:	5.925-6.425 GHz 6.425-6.525 GHz 6.525-6.875 GHz 6.875-7.125 GHz	Band:	U-NII-5 U-NII-6 U-NII-7 U-NII-8
Limit Clause(s):	15.407 (b)(7) RSS-248 4.6.2	Test Method(s):	KDB 987594 clause j

DUT Configuration			
Mode:	802.11ax HE20 RU26 LPI	Duty Cycle (%):	-
Modulation Coding Scheme:	MCS2x1	DCCF (dB):	-
Antenna Configuration:	SISO	Peak Antenna Gain (dBi):	-
Active Port(s):	A (Core 0) | B (Core 1)	Active Chain Id(s):	0 | 1

Test Frequency (MHz)	Unwanted Emissions Within the RLAN Band Margin (dB)			
	A	B	C	D
5955 (RU26.0)	19.41	-	-	-
6175 (RU26.0)	19.45	-	-	-
6415 (RU26.8)	18.85	-	-	-
6435 (RU26.0)	-	20.13	-	-
6475 (RU26.0)	-	19.36	-	-
6515 (RU26.8)	-	18.75	-	-
6535 (RU26.0)	-	18.79	-	-
6695 (RU26.0)	-	20.57	-	-
6855 (RU26.8)	-	17.95	-	-
6875 (RU26.3)	-	20.11	-	-
6875 (RU26.5)	-	20.15	-	-
6895 (RU26.0)	-	19.85	-	-
6995 (RU26.0)	-	20.98	-	-
7095 (RU26.8)	-	17.49	-	-

Table 273 - Unwanted Emissions Within the Band Results

Test Configuration			
Frequency Range:	5.925-6.425 GHz 6.425-6.525 GHz 6.525-6.875 GHz 6.875-7.125 GHz	Band:	U-NII-5 U-NII-6 U-NII-7 U-NII-8
Limit Clause(s):	15.407 (b)(7) RSS-248 4.6.2	Test Method(s):	KDB 987594 clause j

DUT Configuration			
Mode:	802.11ax HE20 RU52 LPI	Duty Cycle (%):	-
Modulation Coding Scheme:	MCS2x1	DCCF (dB):	-
Antenna Configuration:	SISO	Peak Antenna Gain (dBi):	-
Active Port(s):	A (Core 0) | B (Core 1)	Active Chain Id(s):	0 | 1

Test Frequency (MHz)	Unwanted Emissions Within the RLAN Band Margin (dB)			
	A	B	C	D
5955 (RU52.37)	19.15	-	-	-
6175 (RU52.37)	18.57	-	-	-
6415 (RU52.40)	18.88	-	-	-
6435 (RU52.37)	-	18.62	-	-
6475 (RU52.37)	-	19.78	-	-
6515 (RU52.40)	-	17.92	-	-
6535 (RU52.37)	-	19.44	-	-
6695 (RU52.37)	-	17.95	-	-
6855 (RU52.40)	-	19.02	-	-
6875 (RU52.38)	-	19.25	-	-
6875 (RU52.39)	-	18.98	-	-
6895 (RU52.37)	-	18.96	-	-
6995 (RU52.37)	-	19.02	-	-
7095 (RU52.40)	-	19.18	-	-

Table 274 - Unwanted Emissions Within the Band Results

Test Configuration			
Frequency Range:	5.925-6.425 GHz 6.425-6.525 GHz 6.525-6.875 GHz 6.875-7.125 GHz	Band:	U-NII-5 U-NII-6 U-NII-7 U-NII-8
Limit Clause(s):	15.407 (b)(7) RSS-248 4.6.2	Test Method(s):	KDB 987594 clause j

DUT Configuration			
Mode:	802.11ax HE20 RU106 LPI	Duty Cycle (%):	-
Modulation Coding Scheme:	MCS2x1	DCCF (dB):	-
Antenna Configuration:	SISO	Peak Antenna Gain (dBi):	-
Active Port(s):	A (Core 0) | B (Core 1)	Active Chain Id(s):	0 | 1

Test Frequency (MHz)	Unwanted Emissions Within the RLAN Band Margin (dB)			
	A	B	C	D
5955 (RU106.53)	18.15	-	-	-
6175 (RU106.53)	19.11	-	-	-
6415 (RU106.54)	17.91	-	-	-
6435 (RU106.53)	-	18.69	-	-
6475 (RU106.53)	-	17.95	-	-
6515 (RU106.54)	-	18.51	-	-
6535 (RU106.53)	-	17.71	-	-
6695 (RU106.53)	-	17.51	-	-
6855 (RU106.54)	-	18.93	-	-
6875 (RU106.53)	-	18.46	-	-
6875 (RU106.54)	-	17.17	-	-
6895 (RU106.53)	-	17.98	-	-
6995 (RU106.53)	-	18.48	-	-
7095 (RU106.54)	-	18.17	-	-

Table 275 - Unwanted Emissions Within the Band Results

Protocol	Unwanted Emissions Within the RLAN Band	
	Margin (dB)	Frequency (MHz)
802.11a SP	7.26	6491.800
802.11ax HE20 SU SP	7.70	6454.200
802.11ax HE40 SU SP	4.27	6603.316
802.11ax HE80 SU SP	4.84	6660.500
802.11ax HE160 SU SP	4.52	6087.000

Table 276 - Unwanted Emissions Within the RLAN Band Summary Results

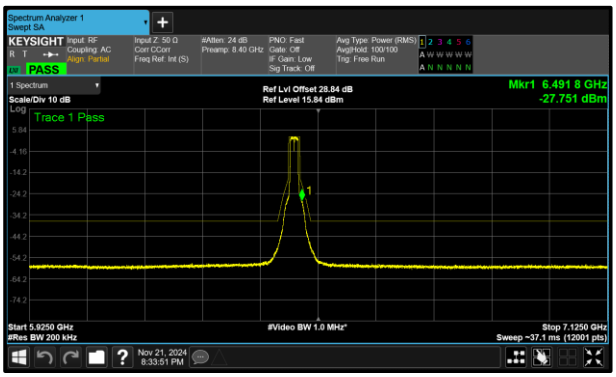

Figure 292 - B (Core 1) 802.11a SP 6475 MHz (CH105)

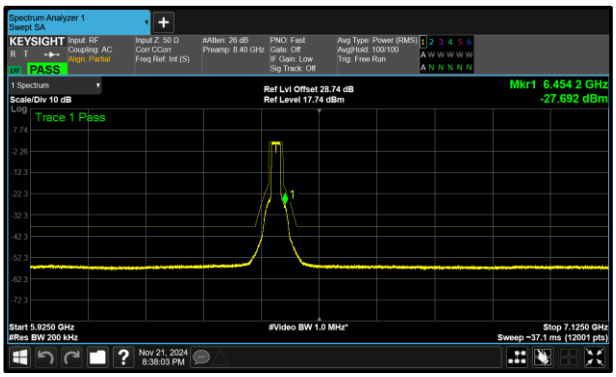

Figure 293 - B (Core 1) 802.11ax HE20 SU SP 6435 MHz (CH97)

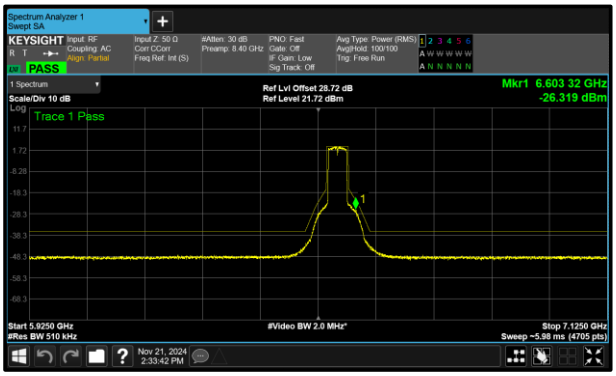

Figure 294 - B (Core 1) 802.11ax HE40 SU SP 6565 MHz (CH123)

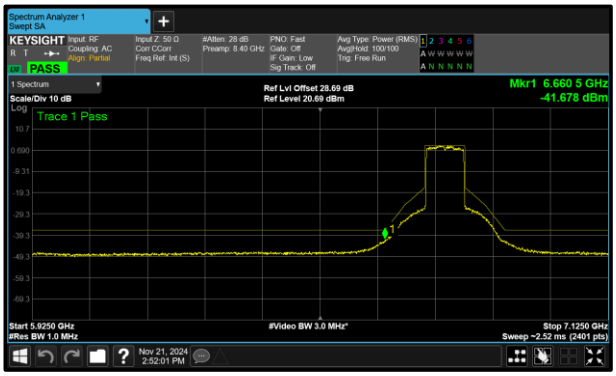

Figure 295 - B (Core 1) 802.11ax HE80 SU SP 6785 MHz (CH167)

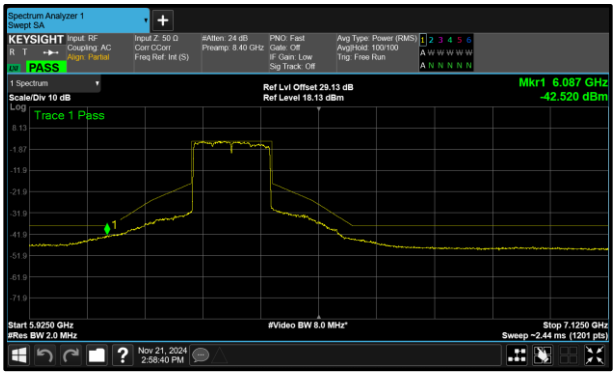

Figure 296 - A (Core 0) 802.11ax HE160 SU SP 6345 MHz (CH79)

Protocol	Unwanted Emissions Within the RLAN Band	
	Margin (dB)	Frequency (MHz)
802.11ax HE20 RU106 SP	13.19	6426.900
802.11ax HE20 RU26 SP	17.71	6866.000
802.11ax HE20 RU52 SP	17.23	6524.000

Table 277 - Unwanted Emissions Within the RLAN Band Summary Results

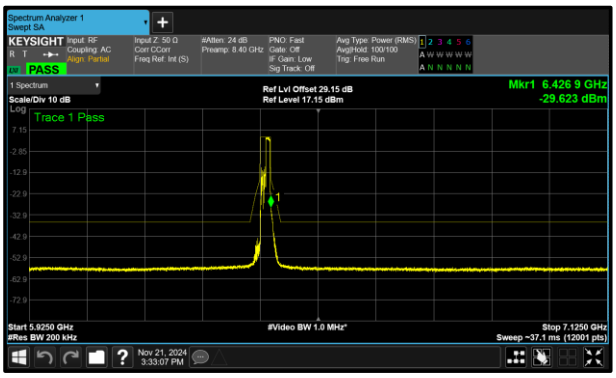

Figure 297 - A (Core 0) 802.11ax HE20 RU106 SP 6415 MHz (CH93)

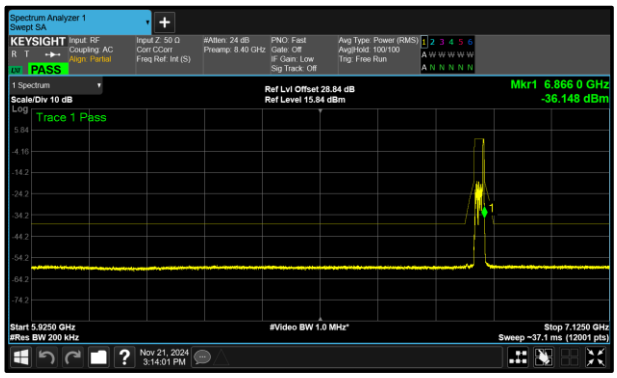

Figure 298 - B (Core 1) 802.11ax HE20 RU26 SP 6855 MHz (CH181)

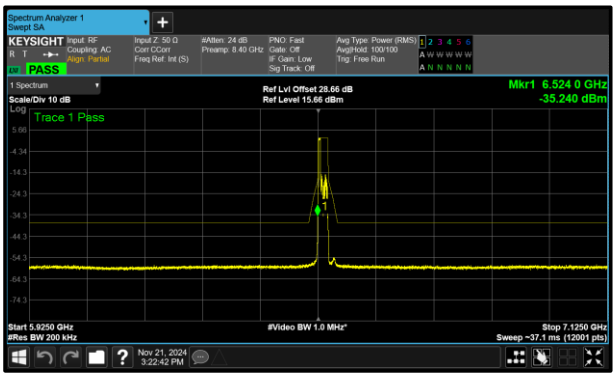

Figure 299 - B (Core 1) 802.11ax HE20 RU52 SP 6535 MHz (CH117)

Test Configuration			
Frequency Range:	5.925-6.425 GHz 6.425-6.525 GHz 6.525-6.875 GHz	Band:	U-NII-5 U-NII-6 U-NII-7
Limit Clause(s):	15.407 (b)(7) RSS-248 4.6.2	Test Method(s):	KDB 987594 clause j

DUT Configuration			
Mode:	802.11a SP	Duty Cycle (%):	-
Data Rate:	12 Mbps	DCCF (dB):	-
Antenna Configuration:	SISO	Peak Antenna Gain (dBi):	-
Active Port(s):	A (Core 0) | B (Core 1)	Active Chain Id(s):	0 | 1

Test Frequency (MHz)	Unwanted Emissions Within the RLAN Band Margin (dB)			
	A	B	C	D
5955	11.37	-	-	-
6175	8.54	-	-	-
6415	7.64	-	-	-
6435	-	8.16	-	-
6475	-	7.26	-	-
6515	-	7.38	-	-
6535	-	9.34	-	-
6695	-	10.01	-	-
6855	-	10.88	-	-

Table 278 - Unwanted Emissions Within the Band Results

Test Configuration			
Frequency Range:	5.925-6.425 GHz 6.425-6.525 GHz 6.525-6.875 GHz	Band:	U-NII-5 U-NII-6 U-NII-7
Limit Clause(s):	15.407 (b)(7) RSS-248 4.6.2	Test Method(s):	KDB 987594 clause j

DUT Configuration			
Mode:	802.11ax HE20 SU SP	Duty Cycle (%):	-
Modulation Coding Scheme:	MCS2x1	DCCF (dB):	-
Antenna Configuration:	SISO	Peak Antenna Gain (dBi):	-
Active Port(s):	A (Core 0) | B (Core 1)	Active Chain Id(s):	0 | 1

Test Frequency (MHz)	Unwanted Emissions Within the RLAN Band Margin (dB)			
	A	B	C	D
5955	9.07	-	-	-
6175	7.77	-	-	-
6415	8.72	-	-	-
6435	-	7.70	-	-
6475	-	8.35	-	-
6515	-	8.28	-	-
6535	-	7.98	-	-
6695	-	8.33	-	-
6855	-	7.74	-	-

Table 279 - Unwanted Emissions Within the Band Results

Test Configuration			
Frequency Range:	5.925-6.425 GHz 6.425-6.525 GHz 6.525-6.875 GHz	Band:	U-NII-5 U-NII-6 U-NII-7
Limit Clause(s):	15.407 (b)(7) RSS-248 4.6.2	Test Method(s):	KDB 987594 clause j

DUT Configuration			
Mode:	802.11ax HE40 SU SP	Duty Cycle (%):	-
Modulation Coding Scheme:	MCS2x1	DCCF (dB):	-
Antenna Configuration:	SISO	Peak Antenna Gain (dBi):	-
Active Port(s):	A (Core 0) | B (Core 1)	Active Chain Id(s):	0 | 1

Test Frequency (MHz)	Unwanted Emissions Within the RLAN Band Margin (dB)			
	A	B	C	D
5965	9.99	-	-	-
6165	5.77	-	-	-
6405	8.10	-	-	-
6445	-	7.48	-	-
6485	-	6.63	-	-
6525	-	5.73	-	-
6565	-	4.27	-	-
6685	-	5.01	-	-
6845	-	5.64	-	-

Table 280 - Unwanted Emissions Within the Band Results

Test Configuration			
Frequency Range:	5.925-6.425 GHz 6.425-6.525 GHz 6.525-6.875 GHz	Band:	U-NII-5 U-NII-6 U-NII-7
Limit Clause(s):	15.407 (b)(7) RSS-248 4.6.2	Test Method(s):	KDB 987594 clause j

DUT Configuration			
Mode:	802.11ax HE80 SU SP	Duty Cycle (%):	-
Modulation Coding Scheme:	MCS2x1	DCCF (dB):	-
Antenna Configuration:	SISO	Peak Antenna Gain (dBi):	-
Active Port(s):	A (Core 0) | B (Core 1)	Active Chain Id(s):	0 | 1

Test Frequency (MHz)	Unwanted Emissions Within the RLAN Band Margin (dB)			
	A	B	C	D
5985	8.49	-	-	-
6145	8.03	-	-	-
6385	8.02	-	-	-
6465	-	7.48	-	-
6545	-	5.82	-	-
6625	-	7.67	-	-
6705	-	5.37	-	-
6785	-	4.84	-	-

Table 281 - Unwanted Emissions Within the Band Results

Test Configuration			
Frequency Range:	5.925-6.425 GHz 6.425-6.525 GHz 6.525-6.875 GHz	Band:	U-NII-5 U-NII-6 U-NII-7
Limit Clause(s):	15.407 (b)(7) RSS-248 4.6.2	Test Method(s):	KDB 987594 clause j

DUT Configuration			
Mode:	802.11ax HE160 SU SP	Duty Cycle (%):	-
Modulation Coding Scheme:	MCS2x1	DCCF (dB):	-
Antenna Configuration:	SISO	Peak Antenna Gain (dBi):	-
Active Port(s):	A (Core 0) | B (Core 1)	Active Chain Id(s):	0 | 1

Test Frequency (MHz)	Unwanted Emissions Within the RLAN Band Margin (dB)			
	A	B	C	D
6025	7.77	-	-	-
6185	4.55	-	-	-
6345	4.52	-	-	-
6505	-	5.66	-	-
6665	-	6.61	-	-

Table 282 - Unwanted Emissions Within the Band Results

Test Configuration			
Frequency Range:	5.925-6.425 GHz 6.425-6.525 GHz 6.525-6.875 GHz	Band:	U-NII-5 U-NII-6 U-NII-7
Limit Clause(s):	15.407 (b)(7) RSS-248 4.6.2	Test Method(s):	KDB 987594 clause j

DUT Configuration			
Mode:	802.11ax HE20 RU26 SP	Duty Cycle (%):	-
Modulation Coding Scheme:	MCS2x1	DCCF (dB):	-
Antenna Configuration:	SISO	Peak Antenna Gain (dBi):	-
Active Port(s):	A (Core 0) | B (Core 1)	Active Chain Id(s):	0 | 1

Test Frequency (MHz)	Unwanted Emissions Within the RLAN Band Margin (dB)			
	A	B	C	D
5955 (RU26.0)	19.13	-	-	-
6175 (RU26.0)	20.65	-	-	-
6415 (RU26.8)	18.20	-	-	-
6435 (RU26.0)	-	18.53	-	-
6475 (RU26.0)	-	20.60	-	-
6515 (RU26.8)	-	18.88	-	-
6535 (RU26.0)	-	19.87	-	-
6695 (RU26.0)	-	20.15	-	-
6855 (RU26.8)	-	17.71	-	-

Table 283 - Unwanted Emissions Within the Band Results

Test Configuration			
Frequency Range:	5.925-6.425 GHz 6.425-6.525 GHz 6.525-6.875 GHz	Band:	U-NII-5 U-NII-6 U-NII-7
Limit Clause(s):	15.407 (b)(7) RSS-248 4.6.2	Test Method(s):	KDB 987594 clause j

DUT Configuration			
Mode:	802.11ax HE20 RU52 SP	Duty Cycle (%):	-
Modulation Coding Scheme:	MCS2x1	DCCF (dB):	-
Antenna Configuration:	SISO	Peak Antenna Gain (dBi):	-
Active Port(s):	A (Core 0) | B (Core 1)	Active Chain Id(s):	0 | 1

Test Frequency (MHz)	Unwanted Emissions Within the RLAN Band Margin (dB)			
	A	B	C	D
5955 (RU52.37)	18.63	-	-	-
6175 (RU52.37)	19.05	-	-	-
6415 (RU52.40)	19.78	-	-	-
6435 (RU52.37)	-	19.12	-	-
6475 (RU52.37)	-	18.58	-	-
6515 (RU52.40)	-	18.13	-	-
6535 (RU52.37)	-	17.23	-	-
6695 (RU52.37)	-	18.79	-	-
6855 (RU52.40)	-	17.55	-	-

Table 284 - Unwanted Emissions Within the Band Results

Test Configuration			
Frequency Range:	5.925-6.425 GHz 6.425-6.525 GHz 6.525-6.875 GHz	Band:	U-NII-5 U-NII-6 U-NII-7
Limit Clause(s):	15.407 (b)(7) RSS-248 4.6.2	Test Method(s):	KDB 987594 clause j

DUT Configuration			
Mode:	802.11ax HE20 RU106 SP	Duty Cycle (%):	-
Modulation Coding Scheme:	MCS2x1	DCCF (dB):	-
Antenna Configuration:	SISO	Peak Antenna Gain (dBi):	-
Active Port(s):	A (Core 0) | B (Core 1)	Active Chain Id(s):	0 | 1

Test Frequency (MHz)	Unwanted Emissions Within the RLAN Band Margin (dB)			
	A	B	C	D
5955 (RU106.53)	18.66	-	-	-
6175 (RU106.53)	16.55	-	-	-
6415 (RU106.54)	13.19	-	-	-
6435 (RU106.53)	-	13.27	-	-
6475 (RU106.53)	-	13.48	-	-
6515 (RU106.54)	-	16.03	-	-
6535 (RU106.53)	-	17.21	-	-
6695 (RU106.53)	-	18.49	-	-
6855 (RU106.54)	-	18.81	-	-

Table 285 - Unwanted Emissions Within the Band Results

Protocol	Unwanted Emissions Within the RLAN Band	
	Margin (dB)	Frequency (MHz)
802.11a VLP	16.07	6398.000
802.11ax HE20 SU VLP	15.33	6398.000
802.11ax HE40 SU VLP	8.66	6340.051
802.11ax HE80 SU VLP	8.70	5961.000
802.11ax HE160 SU VLP	7.80	6343.000

Table 286 - Unwanted Emissions Within the RLAN Band Summary Results

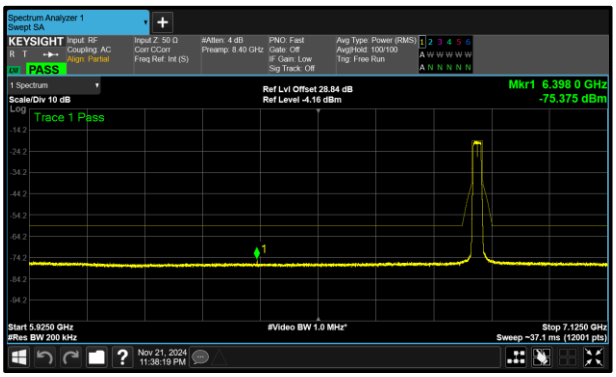

Figure 300 - B (Core 1) 802.11a VLP 6855 MHz (CH181)

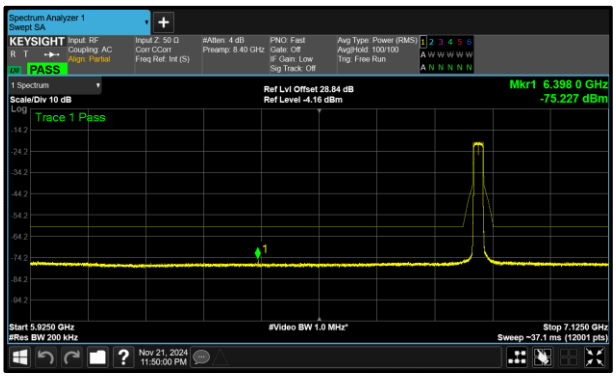

Figure 301 - B (Core 1) 802.11ax HE20 SU VLP 6855 MHz (CH181)

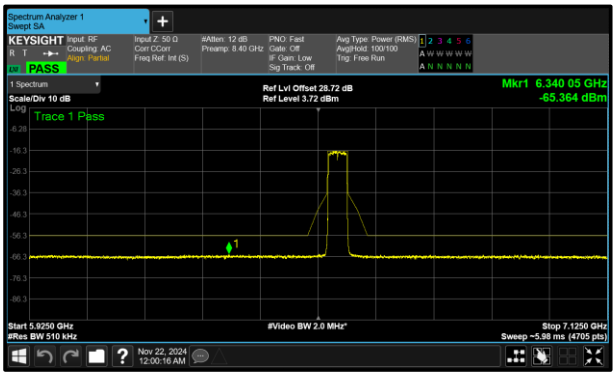

Figure 302 - B (Core 1) 802.11ax HE40 SU VLP 6565 MHz (CH123)

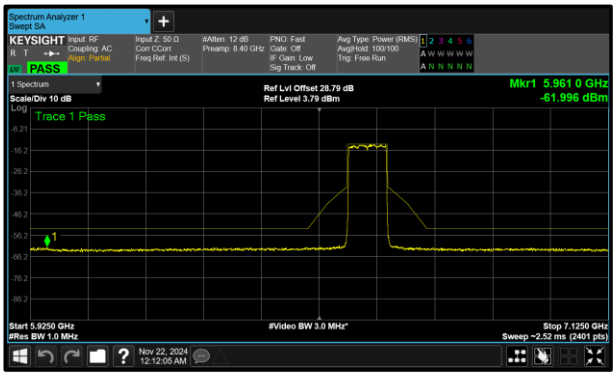

Figure 303 - B (Core 1) 802.11ax HE80 SU VLP 6625 MHz (CH135)

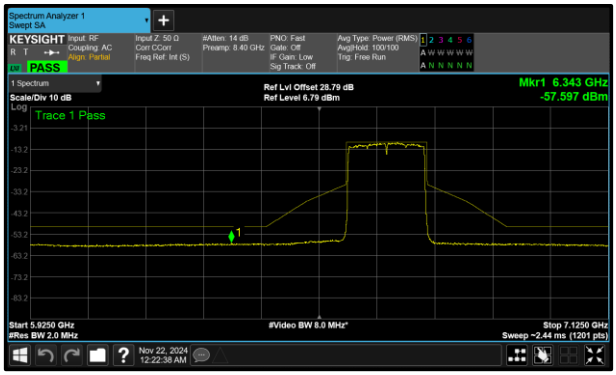

Figure 304 - B (Core 1) 802.11ax HE160 SU VLP 6665 MHz (CH143)

Protocol	Unwanted Emissions Within the RLAN Band	
	Margin (dB)	Frequency (MHz)
802.11ax HE20 RU106 VLP	17.79	5950.100

Table 287 - Unwanted Emissions Within the RLAN Band Summary Results

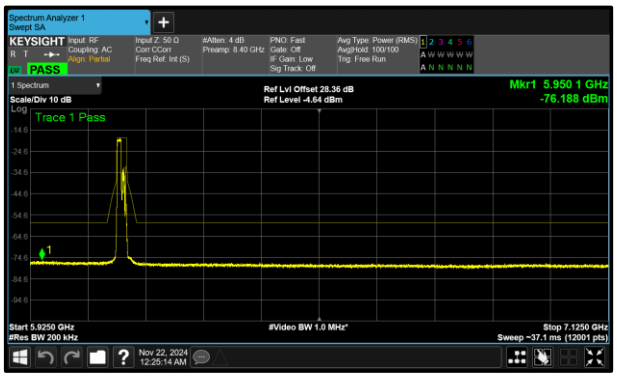

Figure 305 - A (Core 0) 802.11ax HE20 RU106 VLP 6115 MHz (CH33)

Test Configuration			
Frequency Range:	5.925-6.425 GHz 6.525-6.875 GHz	Band:	U-NII-5 U-NII-7
Limit Clause(s):	15.407 (b)(7)	Test Method(s):	KDB 987594 clause j

DUT Configuration			
Mode:	802.11a VLP	Duty Cycle (%):	-
Data Rate:	12 Mbps	DCCF (dB):	-
Antenna Configuration:	SISO	Peak Antenna Gain (dBi):	-
Active Port(s):	A (Core 0) | B (Core 1)	Active Chain Id(s):	0 | 1

Test Frequency (MHz)	Unwanted Emissions Within the RLAN Band Margin (dB)			
	A	B	C	D
6115	16.68	-	-	-
6275	16.91	-	-	-
6415	17.23	-	-	-
6535	-	16.62	-	-
6695	-	16.43	-	-
6855	-	16.07	-	-

Table 288 - Unwanted Emissions Within the Band Results

Test Configuration			
Frequency Range:	5.925-6.425 GHz 6.525-6.875 GHz	Band:	U-NII-5 U-NII-7
Limit Clause(s):	15.407 (b)(7)	Test Method(s):	KDB 987594 clause j

DUT Configuration			
Mode:	802.11ax HE20 SU VLP	Duty Cycle (%):	-
Modulation Coding Scheme:	MCS2x1	DCCF (dB):	-
Antenna Configuration:	SISO	Peak Antenna Gain (dBi):	-
Active Port(s):	A (Core 0) | B (Core 1)	Active Chain Id(s):	0 | 1

Test Frequency (MHz)	Unwanted Emissions Within the RLAN Band Margin (dB)			
	A	B	C	D
6115	16.81	-	-	-
6275	16.78	-	-	-
6415	17.18	-	-	-
6535	-	16.07	-	-
6695	-	15.84	-	-
6855	-	15.33	-	-

Table 289 - Unwanted Emissions Within the Band Results

Test Configuration			
Frequency Range:	5.925-6.425 GHz 6.525-6.875 GHz	Band:	U-NII-5 U-NII-7
Limit Clause(s):	15.407 (b)(7)	Test Method(s):	KDB 987594 clause j

DUT Configuration			
Mode:	802.11ax HE40 SU VLP	Duty Cycle (%):	-
Modulation Coding Scheme:	MCS2x1	DCCF (dB):	-
Antenna Configuration:	SISO	Peak Antenna Gain (dBi):	-
Active Port(s):	A (Core 0) | B (Core 1)	Active Chain Id(s):	0 | 1

Test Frequency (MHz)	Unwanted Emissions Within the RLAN Band Margin (dB)			
	A	B	C	D
6125	10.27	-	-	-
6285	9.41	-	-	-
6405	10.29	-	-	-
6565	-	8.66	-	-
6685	-	11.32	-	-
6845	-	10.88	-	-

Table 290 - Unwanted Emissions Within the Band Results

Test Configuration			
Frequency Range:	5.925-6.425 GHz 6.525-6.875 GHz	Band:	U-NII-5 U-NII-7
Limit Clause(s):	15.407 (b)(7)	Test Method(s):	KDB 987594 clause j

DUT Configuration			
Mode:	802.11ax HE80 SU VLP	Duty Cycle (%):	-
Modulation Coding Scheme:	MCS2x1	DCCF (dB):	-
Antenna Configuration:	SISO	Peak Antenna Gain (dBi):	-
Active Port(s):	A (Core 0) | B (Core 1)	Active Chain Id(s):	0 | 1

Test Frequency (MHz)	Unwanted Emissions Within the RLAN Band Margin (dB)			
	A	B	C	D
6145	9.85	-	-	-
6225	9.85	-	-	-
6385	10.05	-	-	-
6625	-	8.70	-	-
6705	-	9.35	-	-
6785	-	9.11	-	-

Table 291 - Unwanted Emissions Within the Band Results

Test Configuration			
Frequency Range:	5.925-6.425 GHz 6.525-6.875 GHz	Band:	U-NII-5 U-NII-7
Limit Clause(s):	15.407 (b)(7)	Test Method(s):	KDB 987594 clause j

DUT Configuration			
Mode:	802.11ax HE160 SU VLP	Duty Cycle (%):	-
Modulation Coding Scheme:	MCS2x1	DCCF (dB):	-
Antenna Configuration:	SISO	Peak Antenna Gain (dBi):	-
Active Port(s):	A (Core 0) | B (Core 1)	Active Chain Id(s):	0 | 1

Test Frequency (MHz)	Unwanted Emissions Within the RLAN Band Margin (dB)			
	A	B	C	D
6185	8.42	-	-	-
6345	8.27	-	-	-
6665	-	7.80	-	-

Table 292 - Unwanted Emissions Within the Band Results

Test Configuration			
Frequency Range:	5.925-6.425 GHz	Band:	U-NII-5
Limit Clause(s):	15.407 (b)(7)	Test Method(s):	KDB 987594 clause j

DUT Configuration			
Mode:	802.11ax HE20 RU106 VLP	Duty Cycle (%):	-
Modulation Coding Scheme:	MCS2x1	DCCF (dB):	-
Antenna Configuration:	SISO	Peak Antenna Gain (dBi):	-
Active Port(s):	A (Core 0)	Active Chain Id(s):	0

Test Frequency (MHz)	Unwanted Emissions Within the RLAN Band Margin (dB)			
	A	B	C	D
6115 (RU106.53)	17.79	-	-	-
6275 (RU106.53)	17.87	-	-	-
6415 (RU106.54)	17.83	-	-	-

Table 293 - Unwanted Emissions Within the Band Results

MIMO CDD

Protocol	Unwanted Emissions Within the RLAN Band	
	Margin (dB)	Frequency (MHz)
802.11ax HE20 SU LPI	15.42	6936.000
802.11ax HE40 SU LPI	9.04	5988.520
802.11ax HE80 SU LPI	8.94	5939.000
802.11ax HE160 SU LPI	7.34	5932.000

Table 294 - Unwanted Emissions Within the RLAN Band Summary Results

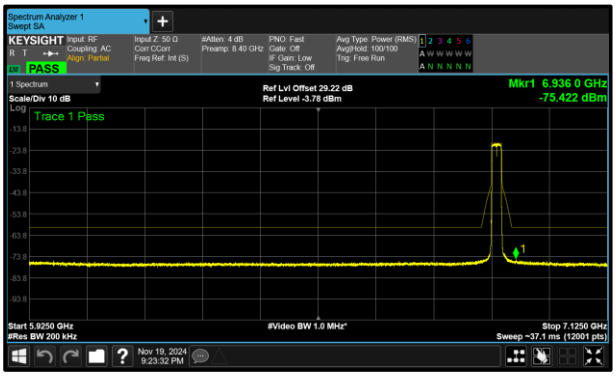

Figure 306 - A (Core 0) 802.11ax HE20 SU LPI 6895 MHz (CH189)

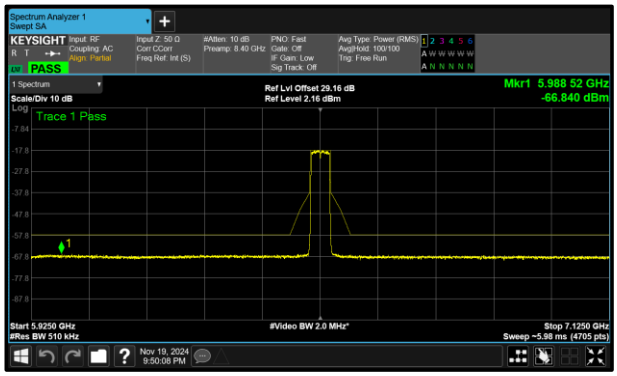

Figure 307 - A (Core 0) 802.11ax HE40 SU LPI 6525 MHz (CH115)

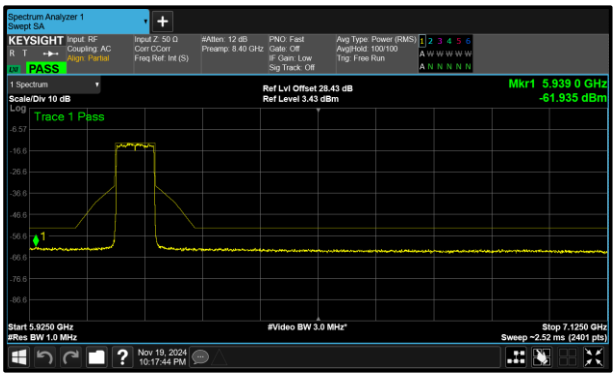

Figure 308 - A (Core 0) 802.11ax HE80 SU LPI 6145 MHz (CH39)

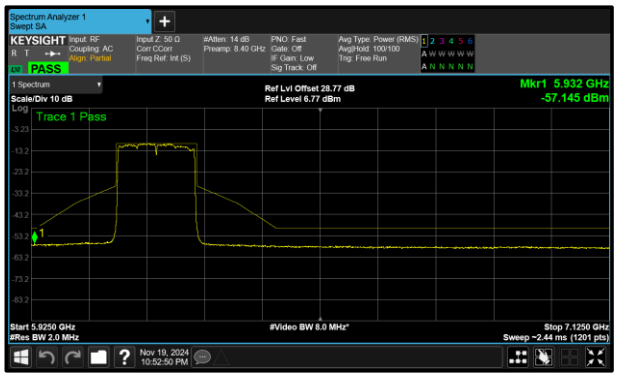

Figure 309 - A (Core 0) 802.11ax HE160 SU LPI 6185 MHz (CH47)

Protocol	Unwanted Emissions Within the RLAN Band	
	Margin (dB)	Frequency (MHz)
802.11ax HE20 RU106 LPI	15.74	6528.700
802.11ax HE20 RU52 LPI	15.92	5949.200

Table 295 - Unwanted Emissions Within the RLAN Band Summary Results

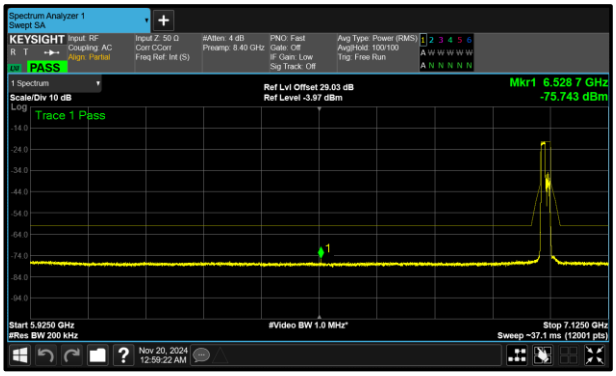

Figure 310 - B (Core 1) 802.11ax HE20 RU106 LPI 6995 MHz (CH209)

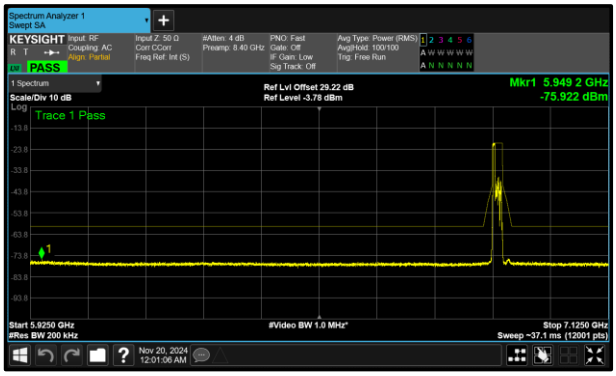

Figure 311 - A (Core 0) 802.11ax HE20 RU52 LPI 6895 MHz (CH189)

Test Configuration			
Frequency Range:	5.925-6.425 GHz 6.425-6.525 GHz 6.525-6.875 GHz 6.875-7.125 GHz	Band:	U-NII-5 U-NII-6 U-NII-7 U-NII-8
Limit Clause(s):	15.407 (b)(7) RSS-248 4.6.2	Test Method(s):	KDB 987594 clause j

DUT Configuration			
Mode:	802.11ax HE20 SU LPI	Duty Cycle (%):	-
Modulation Coding Scheme:	MCS2x1	DCCF (dB):	-
Antenna Configuration:	MIMO CDD	Peak Antenna Gain (dBi):	-
Active Port(s):	A+B (Core 0 + Core 1)	Active Chain Id(s):	0+1

Test Frequency (MHz)	Unwanted Emissions Within the RLAN Band Margin (dB)			
	A	B	C	D
5955	16.19	16.85	-	-
6175	16.44	16.46	-	-
6415	15.55	16.09	-	-
6435	15.50	16.11	-	-
6475	15.67	16.34	-	-
6515	15.74	16.27	-	-
6535	15.81	16.41	-	-
6695	16.13	16.15	-	-
6855	15.44	16.22	-	-
6875	15.59	16.04	-	-
6895	15.42	15.80	-	-
6995	15.50	15.60	-	-
7095	15.55	15.91	-	-

Table 296 - Unwanted Emissions Within the Band Results

Test Configuration			
Frequency Range:	5.925-6.425 GHz 6.425-6.525 GHz 6.525-6.875 GHz 6.875-7.125 GHz	Band:	U-NII-5 U-NII-6 U-NII-7 U-NII-8
Limit Clause(s):	15.407 (b)(7) RSS-248 4.6.2	Test Method(s):	KDB 987594 clause j

DUT Configuration			
Mode:	802.11ax HE40 SU LPI	Duty Cycle (%):	-
Modulation Coding Scheme:	MCS2x1	DCCF (dB):	-
Antenna Configuration:	MIMO CDD	Peak Antenna Gain (dBi):	-
Active Port(s):	A+B (Core 0 + Core 1)	Active Chain Id(s):	0+1

Test Frequency (MHz)	Unwanted Emissions Within the RLAN Band Margin (dB)			
	A	B	C	D
5965	10.91	12.07	-	-
6165	10.62	11.26	-	-
6405	9.54	10.03	-	-
6445	9.67	11.72	-	-
6485	9.51	9.96	-	-
6525	9.04	10.26	-	-
6565	9.55	10.31	-	-
6685	10.13	9.98	-	-
6845	11.37	11.32	-	-
6885	11.64	10.06	-	-
6925	12.30	11.94	-	-
7005	12.06	10.12	-	-
7085	11.46	10.60	-	-

Table 297 - Unwanted Emissions Within the Band Results

Test Configuration			
Frequency Range:	5.925-6.425 GHz 6.425-6.525 GHz 6.525-6.875 GHz 6.875-7.125 GHz	Band:	U-NII-5 U-NII-6 U-NII-7 U-NII-8
Limit Clause(s):	15.407 (b)(7) RSS-248 4.6.2	Test Method(s):	KDB 987594 clause j

DUT Configuration			
Mode:	802.11ax HE80 SU LPI	Duty Cycle (%):	-
Modulation Coding Scheme:	MCS2x1	DCCF (dB):	-
Antenna Configuration:	MIMO CDD	Peak Antenna Gain (dBi):	-
Active Port(s):	A+B (Core 0 + Core 1)	Active Chain Id(s):	0+1

Test Frequency (MHz)	Unwanted Emissions Within the RLAN Band Margin (dB)			
	A	B	C	D
5985	10.29	9.83	-	-
6145	8.94	9.49	-	-
6385	9.81	9.96	-	-
6465	9.14	9.67	-	-
6545	9.03	9.43	-	-
6625	9.72	9.77	-	-
6705	9.81	9.75	-	-
6785	9.85	9.83	-	-
6865	9.23	9.78	-	-
6945	9.89	9.58	-	-
7025	9.68	10.09	-	-

Table 298 - Unwanted Emissions Within the Band Results

Test Configuration			
Frequency Range:	5.925-6.425 GHz 6.425-6.525 GHz 6.525-6.875 GHz 6.875-7.125 GHz	Band:	U-NII-5 U-NII-6 U-NII-7 U-NII-8
Limit Clause(s):	15.407 (b)(7) RSS-248 4.6.2	Test Method(s):	KDB 987594 clause j

DUT Configuration			
Mode:	802.11ax HE160 SU LPI	Duty Cycle (%):	-
Modulation Coding Scheme:	MCS2x1	DCCF (dB):	-
Antenna Configuration:	MIMO CDD	Peak Antenna Gain (dBi):	-
Active Port(s):	A+B (Core 0 + Core 1)	Active Chain Id(s):	0+1

Test Frequency (MHz)	Unwanted Emissions Within the RLAN Band Margin (dB)			
	A	B	C	D
6025	7.36	8.29	-	-
6185	7.34	8.12	-	-
6345	8.26	8.06	-	-
6505	7.80	8.34	-	-
6665	7.79	8.00	-	-
6825	7.71	8.38	-	-
6985	7.82	9.15	-	-

Table 299 - Unwanted Emissions Within the Band Results

Test Configuration			
Frequency Range:	5.925-6.425 GHz 6.425-6.525 GHz 6.525-6.875 GHz 6.875-7.125 GHz	Band:	U-NII-5 U-NII-6 U-NII-7 U-NII-8
Limit Clause(s):	15.407 (b)(7) RSS-248 4.6.2	Test Method(s):	KDB 987594 clause j

DUT Configuration			
Mode:	802.11ax HE20 RU52 LPI	Duty Cycle (%):	-
Modulation Coding Scheme:	MCS2x1	DCCF (dB):	-
Antenna Configuration:	MIMO CDD	Peak Antenna Gain (dBi):	-
Active Port(s):	A+B (Core 0 + Core 1)	Active Chain Id(s):	0+1

Test Frequency (MHz)	Unwanted Emissions Within the RLAN Band Margin (dB)			
	A	B	C	D
5955 (RU52.37)	17.02	16.20	-	-
6175 (RU52.37)	16.59	17.55	-	-
6415 (RU52.40)	16.40	16.83	-	-
6435 (RU52.37)	16.22	16.72	-	-
6475 (RU52.37)	16.27	16.54	-	-
6515 (RU52.40)	16.18	16.03	-	-
6535 (RU52.37)	16.34	16.79	-	-
6695 (RU52.37)	16.63	16.18	-	-
6855 (RU52.40)	16.31	16.47	-	-
6875 (RU52.38)	16.07	16.38	-	-
6875 (RU52.39)	16.22	16.42	-	-
6895 (RU52.37)	15.92	16.88	-	-
6995 (RU52.37)	16.23	16.16	-	-
7095 (RU52.40)	16.18	16.37	-	-

Table 300 - Unwanted Emissions Within the Band Results

Test Configuration			
Frequency Range:	5.925-6.425 GHz 6.425-6.525 GHz 6.525-6.875 GHz 6.875-7.125 GHz	Band:	U-NII-5 U-NII-6 U-NII-7 U-NII-8
Limit Clause(s):	15.407 (b)(7) RSS-248 4.6.2	Test Method(s):	KDB 987594 clause j

DUT Configuration			
Mode:	802.11ax HE20 RU106 LPI	Duty Cycle (%):	-
Modulation Coding Scheme:	MCS2x1	DCCF (dB):	-
Antenna Configuration:	MIMO CDD	Peak Antenna Gain (dBi):	-
Active Port(s):	A+B (Core 0 + Core 1)	Active Chain Id(s):	0+1

Test Frequency (MHz)	Unwanted Emissions Within the RLAN Band Margin (dB)			
	A	B	C	D
5955 (RU106.53)	16.98	17.64	-	-
6175 (RU106.53)	16.78	17.28	-	-
6415 (RU106.54)	16.16	16.68	-	-
6435 (RU106.53)	16.06	16.73	-	-
6475 (RU106.53)	15.97	16.44	-	-
6515 (RU106.54)	16.03	16.58	-	-
6535 (RU106.53)	16.22	16.78	-	-
6695 (RU106.53)	16.48	16.29	-	-
6855 (RU106.54)	16.23	16.17	-	-
6875 (RU106.53)	15.86	16.57	-	-
6875 (RU106.54)	16.00	16.66	-	-
6895 (RU106.53)	16.16	16.18	-	-
6995 (RU106.53)	15.91	15.74	-	-
7095 (RU106.54)	16.16	15.97	-	-

Table 301 - Unwanted Emissions Within the Band Results

Protocol	Unwanted Emissions Within the RLAN Band	
	Margin (dB)	Frequency (MHz)
802.11ax HE20 SU SP	16.58	6400.500
802.11ax HE40 SU SP	8.37	6099.745
802.11ax HE80 SU SP	4.67	6233.500
802.11ax HE160 SU SP	3.31	5932.000

Table 302 - Unwanted Emissions Within the RLAN Band Summary Results

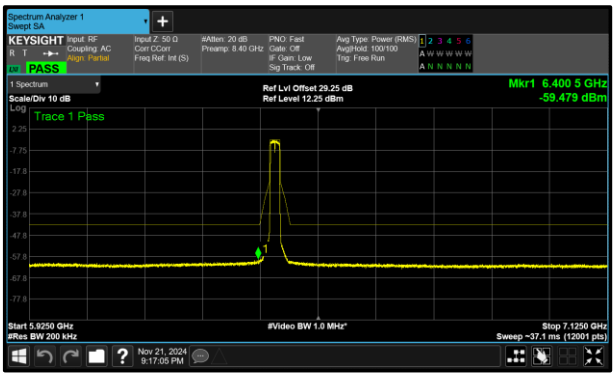

Figure 312 - A (Core 0) 802.11ax HE20 SU SP 6435 MHz (CH97)

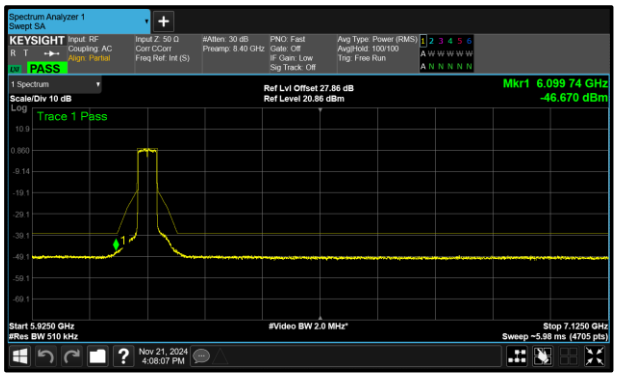

Figure 313 - B (Core 1) 802.11ax HE40 SU SP 6165 MHz (CH43)

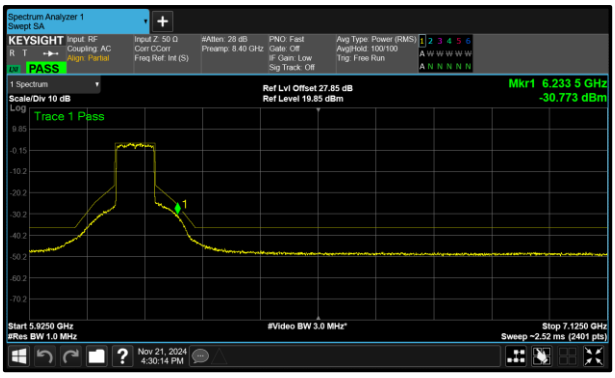

Figure 314 - B (Core 1) 802.11ax HE80 SU SP 6145 MHz (CH39)

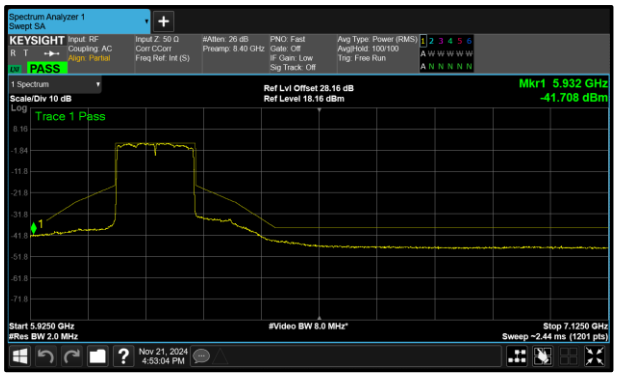

Figure 315 - B (Core 1) 802.11ax HE160 SU SP 6185 MHz (CH47)

Protocol	Unwanted Emissions Within the RLAN Band	
	Margin (dB)	Frequency (MHz)
802.11ax HE20 RU106 SP	16.55	6503.300
802.11ax HE20 RU26 SP	15.90	6865.800
802.11ax HE20 RU52 SP	16.08	6865.800

Table 303 - Unwanted Emissions Within the RLAN Band Summary Results

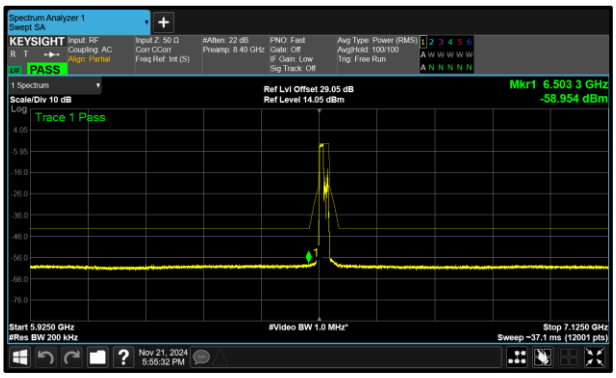

Figure 316 - A (Core 0) 802.11ax HE20 RU106 SP 6535 MHz (CH117)

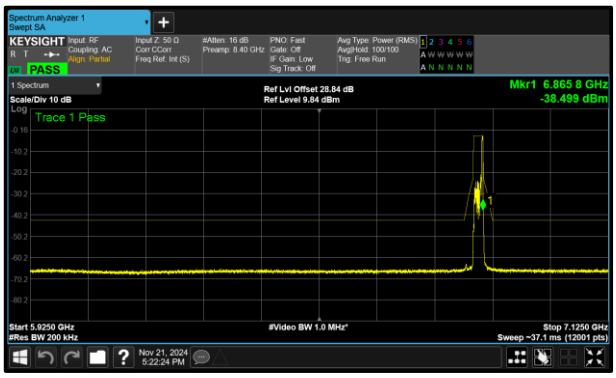

Figure 317 - B (Core 1) 802.11ax HE20 RU26 SP 6855 MHz (CH181)

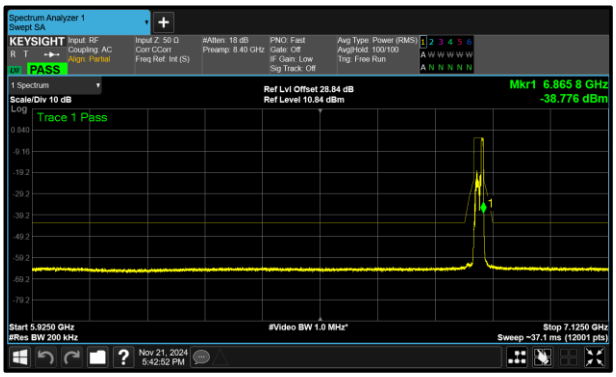

Figure 318 - B (Core 1) 802.11ax HE20 RU52 SP 6855 MHz (CH181)

Test Configuration			
Frequency Range:	5.925-6.425 GHz 6.425-6.525 GHz 6.525-6.875 GHz	Band:	U-NII-5 U-NII-6 U-NII-7
Limit Clause(s):	15.407 (b)(7) RSS-248 4.6.2	Test Method(s):	KDB 987594 clause j

DUT Configuration			
Mode:	802.11ax HE20 SU SP	Duty Cycle (%):	-
Modulation Coding Scheme:	MCS2x1	DCCF (dB):	-
Antenna Configuration:	MIMO CDD	Peak Antenna Gain (dBi):	-
Active Port(s):	A+B (Core 0 + Core 1)	Active Chain Id(s):	0+1

Test Frequency (MHz)	Unwanted Emissions Within the RLAN Band Margin (dB)			
	A	B	C	D
5955	18.39	17.71	-	-
6175	17.95	17.85	-	-
6415	17.64	16.99	-	-
6435	16.58	16.96	-	-
6475	17.64	17.76	-	-
6515	17.21	17.09	-	-
6535	18.00	16.86	-	-
6695	17.05	17.18	-	-
6855	17.63	18.14	-	-

Table 304 - Unwanted Emissions Within the Band Results

Test Configuration			
Frequency Range:	5.925-6.425 GHz 6.425-6.525 GHz 6.525-6.875 GHz	Band:	U-NII-5 U-NII-6 U-NII-7
Limit Clause(s):	15.407 (b)(7) RSS-248 4.6.2	Test Method(s):	KDB 987594 clause j

DUT Configuration			
Mode:	802.11ax HE40 SU SP	Duty Cycle (%):	-
Modulation Coding Scheme:	MCS2x1	DCCF (dB):	-
Antenna Configuration:	MIMO CDD	Peak Antenna Gain (dBi):	-
Active Port(s):	A+B (Core 0 + Core 1)	Active Chain Id(s):	0+1

Test Frequency (MHz)	Unwanted Emissions Within the RLAN Band Margin (dB)			
	A	B	C	D
5965	11.12	11.22	-	-
6165	9.06	8.37	-	-
6405	9.24	8.48	-	-
6445	8.49	8.74	-	-
6485	8.86	8.84	-	-
6525	9.42	9.19	-	-
6565	9.42	8.96	-	-
6685	9.96	9.34	-	-
6845	10.78	10.67	-	-

Table 305 - Unwanted Emissions Within the Band Results

Test Configuration			
Frequency Range:	5.925-6.425 GHz 6.425-6.525 GHz 6.525-6.875 GHz	Band:	U-NII-5 U-NII-6 U-NII-7
Limit Clause(s):	15.407 (b)(7) RSS-248 4.6.2	Test Method(s):	KDB 987594 clause j

DUT Configuration			
Mode:	802.11ax HE80 SU SP	Duty Cycle (%):	-
Modulation Coding Scheme:	MCS2x1	DCCF (dB):	-
Antenna Configuration:	MIMO CDD	Peak Antenna Gain (dBi):	-
Active Port(s):	A+B (Core 0 + Core 1)	Active Chain Id(s):	0+1

Test Frequency (MHz)	Unwanted Emissions Within the RLAN Band Margin (dB)			
	A	B	C	D
5985	10.59	10.24	-	-
6145	6.08	4.67	-	-
6385	8.42	7.67	-	-
6465	7.29	7.53	-	-
6545	5.37	5.99	-	-
6625	6.26	5.69	-	-
6705	6.88	5.83	-	-
6785	7.22	5.83	-	-

Table 306 - Unwanted Emissions Within the Band Results

Test Configuration			
Frequency Range:	5.925-6.425 GHz 6.425-6.525 GHz 6.525-6.875 GHz	Band:	U-NII-5 U-NII-6 U-NII-7
Limit Clause(s):	15.407 (b)(7) RSS-248 4.6.2	Test Method(s):	KDB 987594 clause j

DUT Configuration			
Mode:	802.11ax HE160 SU SP	Duty Cycle (%):	-
Modulation Coding Scheme:	MCS2x1	DCCF (dB):	-
Antenna Configuration:	MIMO CDD	Peak Antenna Gain (dBi):	-
Active Port(s):	A+B (Core 0 + Core 1)	Active Chain Id(s):	0+1

Test Frequency (MHz)	Unwanted Emissions Within the RLAN Band Margin (dB)			
	A	B	C	D
6025	7.58	7.11	-	-
6185	3.68	3.31	-	-
6345	3.45	3.60	-	-
6505	5.29	6.36	-	-
6665	6.54	6.94	-	-

Table 307 - Unwanted Emissions Within the Band Results

Test Configuration			
Frequency Range:	5.925-6.425 GHz 6.425-6.525 GHz 6.525-6.875 GHz	Band:	U-NII-5 U-NII-6 U-NII-7
Limit Clause(s):	15.407 (b)(7) RSS-248 4.6.2	Test Method(s):	KDB 987594 clause j

DUT Configuration			
Mode:	802.11ax HE20 RU26 SP	Duty Cycle (%):	-
Modulation Coding Scheme:	MCS2x1	DCCF (dB):	-
Antenna Configuration:	MIMO CDD	Peak Antenna Gain (dBi):	-
Active Port(s):	A+B (Core 0 + Core 1)	Active Chain Id(s):	0+1

Test Frequency (MHz)	Unwanted Emissions Within the RLAN Band Margin (dB)			
	A	B	C	D
5955 (RU26.0)	19.94	17.91	-	-
6175 (RU26.0)	19.52	18.56	-	-
6415 (RU26.8)	17.98	15.99	-	-
6435 (RU26.0)	20.84	18.33	-	-
6475 (RU26.0)	20.44	17.90	-	-
6515 (RU26.8)	17.96	15.93	-	-
6535 (RU26.0)	19.38	17.90	-	-
6695 (RU26.0)	18.46	18.36	-	-
6855 (RU26.8)	17.74	15.90	-	-

Table 308 - Unwanted Emissions Within the Band Results

Test Configuration			
Frequency Range:	5.925-6.425 GHz 6.425-6.525 GHz 6.525-6.875 GHz	Band:	U-NII-5 U-NII-6 U-NII-7
Limit Clause(s):	15.407 (b)(7) RSS-248 4.6.2	Test Method(s):	KDB 987594 clause j

DUT Configuration			
Mode:	802.11ax HE20 RU52 SP	Duty Cycle (%):	-
Modulation Coding Scheme:	MCS2x1	DCCF (dB):	-
Antenna Configuration:	MIMO CDD	Peak Antenna Gain (dBi):	-
Active Port(s):	A+B (Core 0 + Core 1)	Active Chain Id(s):	0+1

Test Frequency (MHz)	Unwanted Emissions Within the RLAN Band Margin (dB)			
	A	B	C	D
5955 (RU52.37)	19.88	18.29	-	-
6175 (RU52.37)	18.96	17.12	-	-
6415 (RU52.40)	17.97	17.58	-	-
6435 (RU52.37)	19.03	18.37	-	-
6475 (RU52.37)	18.92	17.74	-	-
6515 (RU52.40)	18.51	16.38	-	-
6535 (RU52.37)	17.07	17.71	-	-
6695 (RU52.37)	18.33	18.73	-	-
6855 (RU52.40)	19.42	16.08	-	-

Table 309 - Unwanted Emissions Within the Band Results

Test Configuration			
Frequency Range:	5.925-6.425 GHz 6.425-6.525 GHz 6.525-6.875 GHz	Band:	U-NII-5 U-NII-6 U-NII-7
Limit Clause(s):	15.407 (b)(7) RSS-248 4.6.2	Test Method(s):	KDB 987594 clause j

DUT Configuration			
Mode:	802.11ax HE20 RU106 SP	Duty Cycle (%):	-
Modulation Coding Scheme:	MCS2x1	DCCF (dB):	-
Antenna Configuration:	MIMO CDD	Peak Antenna Gain (dBi):	-
Active Port(s):	A+B (Core 0 + Core 1)	Active Chain Id(s):	0+1

Test Frequency (MHz)	Unwanted Emissions Within the RLAN Band Margin (dB)			
	A	B	C	D
5955 (RU106.53)	18.78	19.67	-	-
6175 (RU106.53)	19.33	18.32	-	-
6415 (RU106.54)	18.00	18.39	-	-
6435 (RU106.53)	17.96	17.97	-	-
6475 (RU106.53)	18.89	18.22	-	-
6515 (RU106.54)	17.98	17.89	-	-
6535 (RU106.53)	16.55	18.59	-	-
6695 (RU106.53)	18.02	18.63	-	-
6855 (RU106.54)	18.23	18.59	-	-

Table 310 - Unwanted Emissions Within the Band Results

Protocol	Unwanted Emissions Within the RLAN Band	
	Margin (dB)	Frequency (MHz)
802.11ax HE40 SU VLP	9.57	6060.204
802.11ax HE80 SU VLP	8.08	6561.000
802.11ax HE160 SU VLP	6.33	5934.000

Table 311 - Unwanted Emissions Within the RLAN Band Summary Results

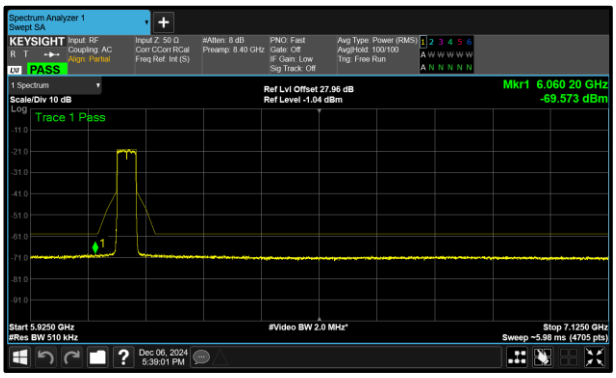

Figure 319 - A (Core 0) 802.11ax HE40 SU VLP 6125 MHz (CH35)

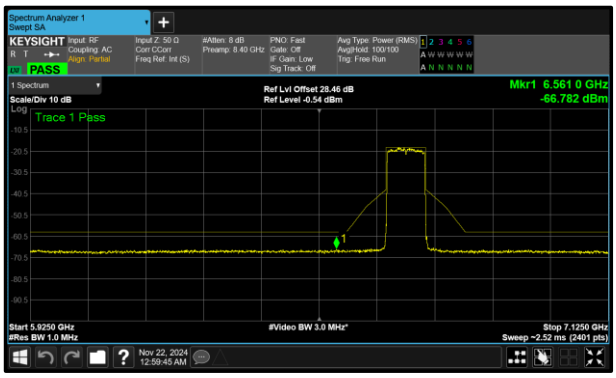

Figure 320 - B (Core 1) 802.11ax HE80 SU VLP 6705 MHz (CH151)

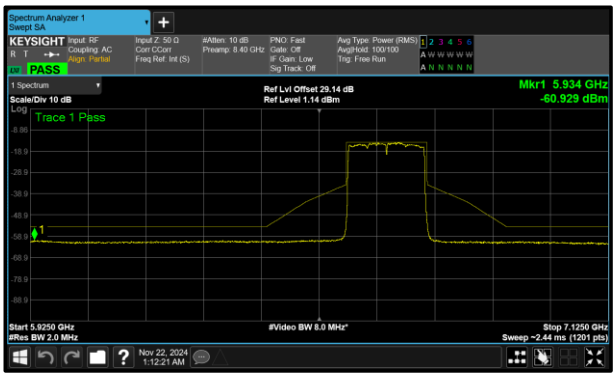

Figure 321 - A (Core 0) 802.11ax HE160 SU VLP 6665 MHz (CH143)

Test Configuration			
Frequency Range:	5.925-6.425 GHz	Band:	U-NII-5
Limit Clause(s):	15.407 (b)(7)	Test Method(s):	KDB 987594 clause j

DUT Configuration			
Mode:	802.11ax HE40 SU VLP	Duty Cycle (%):	-
Modulation Coding Scheme:	MCS2x1	DCCF (dB):	-
Antenna Configuration:	MIMO CDD	Peak Antenna Gain (dBi):	-
Active Port(s):	A+B (Core 0 + Core 1)	Active Chain Id(s):	0+1

Test Frequency (MHz)	Unwanted Emissions Within the RLAN Band Margin (dB)			
	A	B	C	D
6125	9.57	10.00	-	-
6205	9.57	11.30	-	-
6245	10.50	11.25	-	-

Table 312 - Unwanted Emissions Within the Band Results

Test Configuration			
Frequency Range:	5.925-6.425 GHz 6.525-6.875 GHz	Band:	U-NII-5 U-NII-7
Limit Clause(s):	15.407 (b)(7)	Test Method(s):	KDB 987594 clause j

DUT Configuration			
Mode:	802.11ax HE80 SU VLP	Duty Cycle (%):	-
Modulation Coding Scheme:	MCS2x1	DCCF (dB):	-
Antenna Configuration:	MIMO CDD	Peak Antenna Gain (dBi):	-
Active Port(s):	A+B (Core 0 + Core 1)	Active Chain Id(s):	0+1

Test Frequency (MHz)	Unwanted Emissions Within the RLAN Band Margin (dB)			
	A	B	C	D
6145	8.28	9.67	-	-
6225	8.88	9.40	-	-
6385	9.14	8.49	-	-
6625	8.51	8.56	-	-
6705	9.72	8.08	-	-
6785	9.21	9.42	-	-

Table 313 - Unwanted Emissions Within the Band Results

Test Configuration			
Frequency Range:	5.925-6.425 GHz 6.525-6.875 GHz	Band:	U-NII-5 U-NII-7
Limit Clause(s):	15.407 (b)(7)	Test Method(s):	KDB 987594 clause j

DUT Configuration			
Mode:	802.11ax HE160 SU VLP	Duty Cycle (%):	-
Modulation Coding Scheme:	MCS2x1	DCCF (dB):	-
Antenna Configuration:	MIMO CDD	Peak Antenna Gain (dBi):	-
Active Port(s):	A+B (Core 0 + Core 1)	Active Chain Id(s):	0+1

Test Frequency (MHz)	Unwanted Emissions Within the RLAN Band Margin (dB)			
	A	B	C	D
6185	7.01	7.42	-	-
6345	6.97	6.90	-	-
6665	6.33	7.76	-	-

Table 314 - Unwanted Emissions Within the Band Results

MIMO SDM

Protocol	Unwanted Emissions Within the RLAN Band	
	Margin (dB)	Frequency (MHz)
802.11ax HE20 SU LPI	16.71	6400.500
802.11ax HE40 SU LPI	8.73	6762.500
802.11ax HE80 SU LPI	8.43	6313.000
802.11ax HE160 SU LPI	7.20	6243.000

Table 315 - Unwanted Emissions Within the RLAN Band Summary Results

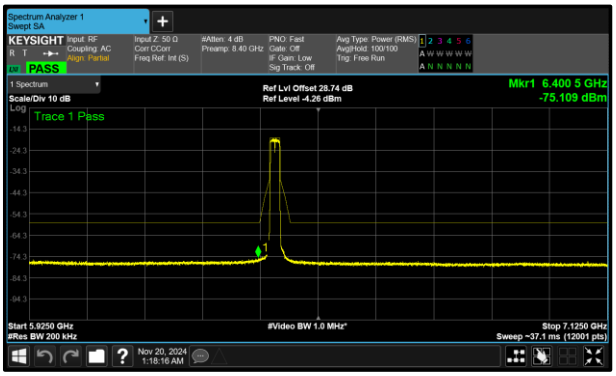

Figure 322 - B (Core 1) 802.11ax HE20 SU LPI 6435 MHz (CH97)

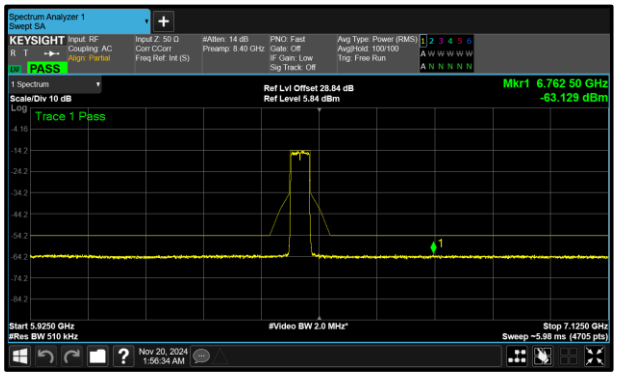

Figure 323 - B (Core 1) 802.11ax HE40 SU LPI 6485 MHz (CH107)

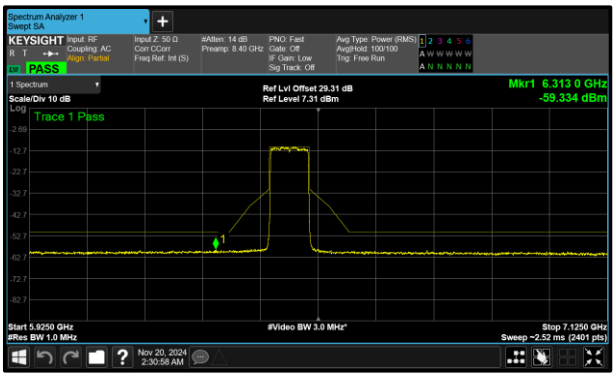

Figure 324 - A (Core 0) 802.11ax HE80 SU LPI 6465 MHz (CH103)

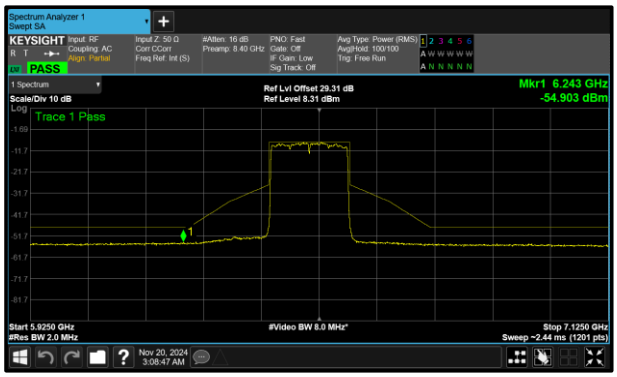

Figure 325 - A (Core 0) 802.11ax HE160 SU LPI 6505 MHz (CH111)

Protocol	Unwanted Emissions Within the RLAN Band	
	Margin (dB)	Frequency (MHz)
802.11ax HE20 RU106 LPI	16.96	6401.200
802.11ax HE20 RU26 LPI	15.89	6525.700
802.11ax HE20 RU52 LPI	16.47	6400.700

Table 316 - Unwanted Emissions Within the RLAN Band Summary Results

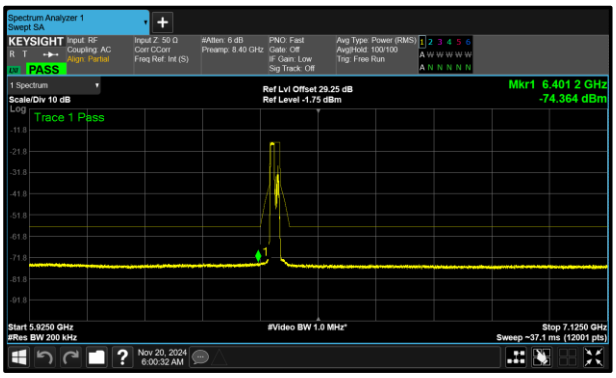

Figure 326 - A (Core 0) 802.11ax HE20 RU106 LPI 6435 MHz (CH97)

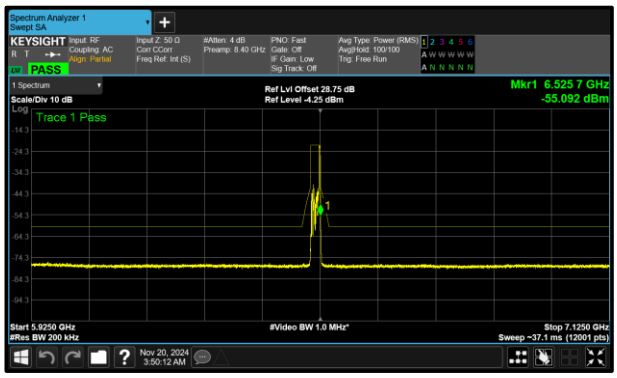

Figure 327 - B (Core 1) 802.11ax HE20 RU26 LPI 6515 MHz (CH113)

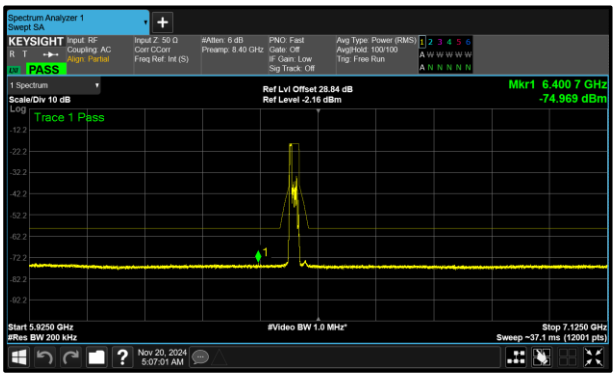

Figure 328 - B (Core 1) 802.11ax HE20 RU52 LPI 6475 MHz (CH105)

Test Configuration			
Frequency Range:	5.925-6.425 GHz 6.425-6.525 GHz 6.525-6.875 GHz 6.875-7.125 GHz	Band:	U-NII-5 U-NII-6 U-NII-7 U-NII-8
Limit Clause(s):	15.407 (b)(7) RSS-248 4.6.2	Test Method(s):	KDB 987594 clause j

DUT Configuration			
Mode:	802.11ax HE20 SU LPI	Duty Cycle (%):	-
Modulation Coding Scheme:	MCS2x2	DCCF (dB):	-
Antenna Configuration:	MIMO SDM	Peak Antenna Gain (dBi):	-
Active Port(s):	A+B (Core 0 + Core 1)	Active Chain Id(s):	0+1

Test Frequency (MHz)	Unwanted Emissions Within the RLAN Band Margin (dB)			
	A	B	C	D
5955	17.11	17.45	-	-
6175	18.05	17.58	-	-
6415	17.32	17.22	-	-
6435	17.68	16.71	-	-
6475	16.85	17.03	-	-
6515	17.79	17.85	-	-
6535	17.31	17.45	-	-
6695	17.49	17.45	-	-
6855	17.85	17.20	-	-
6875	16.97	17.69	-	-
6895	17.58	17.79	-	-
6995	17.16	17.76	-	-
7095	17.58	17.40	-	-

Table 317 - Unwanted Emissions Within the Band Results

Test Configuration			
Frequency Range:	5.925-6.425 GHz 6.425-6.525 GHz 6.525-6.875 GHz 6.875-7.125 GHz	Band:	U-NII-5 U-NII-6 U-NII-7 U-NII-8
Limit Clause(s):	15.407 (b)(7) RSS-248 4.6.2	Test Method(s):	KDB 987594 clause j

DUT Configuration			
Mode:	802.11ax HE40 SU LPI	Duty Cycle (%):	-
Modulation Coding Scheme:	MCS2x2	DCCF (dB):	-
Antenna Configuration:	MIMO SDM	Peak Antenna Gain (dBi):	-
Active Port(s):	A+B (Core 0 + Core 1)	Active Chain Id(s):	0+1

Test Frequency (MHz)	Unwanted Emissions Within the RLAN Band Margin (dB)			
	A	B	C	D
5965	11.77	11.75	-	-
6165	9.70	10.40	-	-
6405	11.04	9.29	-	-
6445	10.46	9.10	-	-
6485	10.03	8.73	-	-
6525	10.59	9.57	-	-
6565	10.96	9.23	-	-
6685	10.39	9.47	-	-
6845	10.69	10.39	-	-
6885	9.95	10.37	-	-
6925	11.05	11.26	-	-
7005	11.22	11.71	-	-
7085	9.71	9.60	-	-

Table 318 - Unwanted Emissions Within the Band Results